

# SOUTHERN ONTARIO ORCHID SOCIETY NEWS

November 2021, Volume 56,  
Issue 10 Meeting since 1965

SOOS Virtual Meeting

**Sunday, November 7, 2021, 1:00  
PM (EST)**

**(Daylight Savings Time ends!)**

**Program:**

Claude Hamilton, Kingston, Jamaica

*Broughtonia Orchids*

Followed by the

SOOS Virtual Show Table

**Entry Rules:**

1. Take photos between Sun. Oct. 24<sup>th</sup> and Wed. Nov. 3<sup>rd</sup>.
2. Email photos to [virtual@soos.ca](mailto:virtual@soos.ca) by midnight of the 3<sup>rd</sup>.
3. One plant per email please including:
  - ~ what you love about your plant and
  - ~ the name of your orchid.
4. Limit of 10 slides per member; displays allowed.

**Click to join from your  
computer, tablet or  
smartphone:**

<https://www.gotomeet.me/>

**or**

**Dial in using your phone:**

Canada: [+1 \(647\) 497-9391](tel:+16474979391)

**Access Code:**

New to GoToMeeting? Get the app now and be ready when your first meeting starts:

<https://global.gotomeeting.com/install/830110453>

**Please note that because this meeting is being produced via an internet program the participation capacity is limited to SOOS members only.** Be sure to check that you have renewed your membership for 2020. 2020 Memberships have been extended to the end of 2021. **2022 memberships are available now..**

**Virtual Show Table** We are still seeing beautiful flowers as we go into our second year of virtual meetings!!

Since we need time to organize the photos and to have them judged, photos need to be received by the Wednesday before the Sunday meeting.

Submitting photographs to SOOS constitutes permission for SOOS to publish those images. No remuneration is offered or implied.

Send your best photos. Points will be given in the usual manner towards the 'Orchid Grower of the Year' program for participation and winning. Flowers will be judged and awarded 1<sup>st</sup>, 2<sup>nd</sup> and 3<sup>rd</sup> in each category and the 'Plant of the Month'.

Winners will be posted on the SOOS website and the SOOS You-Tube Channel.

Don't forget that you can post your photos on the SOOS Facebook *Group* Page anytime of the month!

**President's Remarks** Welcome Orchid Enthusiasts, Life may soon be returning to a sense of normalcy if rumors are to be believed. Apparently, Ontario plans on **“ending capacity limits in all locations where proof-of-vaccination requirements are in place, such as restaurants, bars and gyms”** (? Toronto Botanical Garden ?) however **“indoor-masking requirements will remain in place.”** The US land border will re-opening for **“fully vaccinated” Canadians on Nov.8.** As previously explained, SOOS books its speakers 2-3 months in advance at a minimum, and our next two meetings were planned as virtual meetings. We have therefore relinquished our time slots at the Toronto Botanical Gardens for these dates. Our next two virtual meetings are;

**Nov.7, [Claude Hamilton](#), Jamaica – *Broughtonia's, Plus***

Claude and his wife Elizabeth (Betty) Hamilton have operated Hamlyn Orchids a small, family owned business, in Kingston, Jamaica since 1983. Claude has grown orchids for over fifty years and is a former President of the Jamaica Orchid Society (“JOS”) and is a life member Jamaica Horticultural Society. He is an Accredited Judge of the JOS since 1986 and of the American Orchid Society (affiliated with the Florida Caribbean Judging Center) since 2000. He has judged and lectured in over 34 countries. Claude is well known as a hybridizer (breeder) of orchids and is perhaps best known as a breeder of *Broughtonias*, *Encyclia*, *Myrmecophila*, *Laelia* and their hybrids, which have won many awards at orchid shows in several countries. In 2017 Claude was presented with the **AOS Award for Excellence in Hybridizing.**

**Dec.5, [Steven Frownie](#) (North Carolina), *Fragrant Orchids***

We may be able to conduct in-person meetings in the New Year, dependent upon the new requirements of the Ontario government's **“Step 3”** of the **“Roadmap to Reopen”**, so stay tuned.

As far as holding the SOOS Show in 2022, which would normally occur on the second weekend in February, your SOOS Executive have determined that we must decide whether we will have a Show by December 1 at the latest.

**Your SOOS Executive determined that we would need to gain experience holding in-person monthly meetings under the new COVID ground rules (coming soon hopefully) before we attempted to hold our Show.**

**As it stands, the first potential in-person meeting may not happen until early January, and by then it would be too late to conduct a “normal” Show. The choices we are left with therefore are to (i) cancel the February 2022 show, (ii) undertake a smaller, simpler show, or (3) defer the show until later in the year in the hope that we could conduct a “normal” show.**

**We are currently without a Show Chair**, so if any of our members are willing to assume the role (with the support of the Show Committee), please contact ([show@soos.ca](mailto:show@soos.ca)), John Vermeer ([president@soos.ca](mailto:president@soos.ca)), Peter or Inge Poot, Terry Kennedy or any other member of the SOOS Executive .

It's election time at SOOS. If you would like to take a more active role in your Orchid Society, please volunteer to be a member of the SOOS Executive. We are taking nominations for President, and Vice-President (replaces the President, when needed, can be an understudy for the President role if desired) and Directors. If you feel that you have other talents that you can offer, please contact), John Vermeer ([president@soos.ca](mailto:president@soos.ca)), or any other member of the SOOS Executive. You can start as a “general” Director, to lend a hand when you can.

As with most organizations during the COVID pandemic, SOOS needed to adapt to the changing conditions by

going “virtual”, putting our “tech” skills to the test. As we return to what will be our “NEW normal”, there is a desire to hold on to some of the benefits of our virtual meetings while we return to in-person meetings. This “hybrid” approach will test our “tech” capabilities, and it was felt that SOOS should create a Tech Committee to ensure that we are able to leverage these opportunities to the fullest. If you would like to contribute your “tech skills” to the SOOS Tech Committee, please contact John Vermeer ( [president@soos.ca](mailto:president@soos.ca) ) or ( [info@soos.ca](mailto:info@soos.ca) )

The **SOOS Library collection** is housed at the Toronto Botanical Garden, and the library has re-opened on October 14. We will soon be contacting SOOS members with a survey regarding the future direction of the SOOS Library collection.

Do not forget to send your photo submissions for our Virtual Show Table to [virtual@soos.ca](mailto:virtual@soos.ca)

Many of you have joined and participated with others on the SOOS Facebook Group page <https://www.facebook.com/groups/SOOSOrchid/>. Please continue to post photos of your flowers and plants there, and feel free to comment, share your knowledge or ask questions.

Stay safe and healthy, and I hope to see you and your orchids at our upcoming virtual monthly meeting.

John Vermeer

**Conservation Corner** for November 2021  
Contributed by John Alexander


**orchid-gami**

They’ve arrived!  
We are gearing up for the distribution of sample kits to go to schools, orchid societies, field naturalist groups and other potential venues. We need your help. There is some printing that will need to be done. Do you or any of your extended contacts or loved ones run a



printing service? Would they be willing to do some printing for free?  
Stationery – we will need envelopes for mailing. They will need to be 9 x 12 to support the orchid-gami and additional inserts. Can you provide any of these?  
Stamps – are you willing to donate any P stamps to help cover the costs of mailings?  
Do you enjoy research and making spread sheets? We have a job for you!  
Please let us know by the end of October if you can help with any of the above.  
Because SOOS is not a registered charity, we cannot offer tax receipts for gifts in-kind or donations. It can be satisfying to know that you are helping to engage the next generation of biologists and environmentalists. It’s that warm fuzzy feeling knowing that you have helped.

If you are interested in joining team orchid-gami, please contact John Alexander or Tara Seucharan at [orchid-gami@soos.ca](mailto:orchid-gami@soos.ca) or [alexanderarts@sympatico.ca](mailto:alexanderarts@sympatico.ca)



info@crystalstarnursery.com | crystalstarnursery.com | @crystalstarnursery

- EAST GWILLIMBURY, ONTARIO, CANADA -

**CRYSTALSTARNURSERY.COM**



**Alexander Arts** Thank you for supporting a Canadian Artist! Stay safe. Stay healthy. Be Hopeful for our scarves: <https://www.alexanderarts.ca/> For cards and prints <https://shop.signatures.ca/artisan/alexander-arts/>

Consult your SOOS orchid doctor at [ingepoot@capricornview.com](mailto:ingepoot@capricornview.com)

**About SOOS** Web site: [www.soos.ca](http://www.soos.ca) ; SOOS

Facebook group:

<https://www.facebook.com/groups/298874747302722/>

Member of the Canadian Orchid Congress; Affiliated with the American Orchid Society, the Orchid Digest and the International Phalaenopsis Alliance.

**Membership: Annual Dues \$30 per calendar year (January 1 to December 31). Surcharge \$15 for newsletter by postal service** Membership secretary: Liz Mc Alpine, renew or join on line at [soos.ca/members](http://soos.ca/members). 2020 Memberships have been extended to the end of 2021. 2021 new memberships will renew free of charge for 2022..

Executive: President John Vermeer, Vice-President ? Treasurer, Cathy Dunn, Secretary, Sue Loftus ; Past President Laura Liebgott,

Other Positions of Responsibility: Program, Terry Kennedy; Plant Doctor, Inge Poot; Meeting Set up, Yvonne Schreiber; Vendor and Sales table coordinator, Lynda Satchwell; Membership and Library, Liz Mc Alpine; Web Master, Eric Tai and Max Wilson; Newsletter, Peter and Inge Poot; Annual Show, Vacant; Refreshments, Joe O'Regan. Conservation Committee, various C.C. members; Show table, Synea Tan, Cultural snapshots, Alessi Antanaitis, Directors at large Marion Curry, Jay Norris, Anne Antanaitis, Doug Kennedy. Honorary Life Members: Terry Kennedy, Doug Kennedy, Inge Poot, Peter Poot, Joe O'Regan, Diane Ryley, Wayne Hingston.

**We are on facebook at:**

<https://www.facebook.com/groups/298874747302722/> !

And [www.facebook.com/SOOSOrchid/](http://www.facebook.com/SOOSOrchid/)

on Instagram at [instagram.com/soosorchid/](https://www.instagram.com/soosorchid/)

We are also on Utube at

<https://www.youtube.com/watch?v=aOAUvZ5A0hk>

Toronto Judging Centre of the American Orchid Society:

[https://www.facebook.com/groups/457408221588858/?ref=pages\\_profile\\_groups\\_tab&source\\_id=304367208791](https://www.facebook.com/groups/457408221588858/?ref=pages_profile_groups_tab&source_id=304367208791)

**Plant of the Month, Paphiopedilum Magic Lantern** won by, who else? Synea Tan!!!



Congratulations Synea for producing these beautifully pink coloured very happy slippers! The staminodes are a symphony of pink red and gold. She told us she pots it in a mix of orchid bark, Perlite and charcoal, waters the plant once a week and mists in the middle of the week. She fertilizes very weakly with every watering by adding ¼ teaspoon of fertilizer to her spray tank. Once a

month she waters with clear water. She summers it out of doors on her covered veranda and keeps it in her light set-up for the winter. Great work!

## Future Virtual Events:

**AOS 2021 Fall Members Meeting - A Virtual Event on Saturday, October 30th Starting at 2:30 PM EST**  
Registration required

Sunday November 7, SOOS Virtual Meeting

***The 2nd Orchid Digest International***  
***Speakers Day: A Virtual Experience*** All speakers live with Q&A  
***November 13, 2021 12:30 - 5:00 pm EDT***  
***Registration Fee: \$30***

## Toronto Judging Centre Awards October 2, 2021:

Rhyncholaeliocattleya Cordelia (Bc) Cordelia  
(*Cattleya intermedia* var *coerulea* x *Rhyncholaelia digbyana*) 'Shirley Anne' AM/AOS, 82 points,  
Chris Varady

## Next Judging Saturday November 6 .

AOS judging at the Toronto Botanical Gardens Floral Hall

Judges Education at 10 am

Leslie Ee on *Paph venustum*

Mark Whelan on *Dendrobium* Roy Tokunaga and its hybrids.

These presentations will be available virtually online. Please contact Jean Ikeson at [jean.ikeson@gmail.com](mailto:jean.ikeson@gmail.com) for an invitation. Only Judges will be allowed attendance, with masks, social distancing, and full vaccination. No observers due to the pandemic  
PLANT DROP OFF at 11:30 to 12:30  
Lunch and announcements 12-12:30

AOS judging at 12:30pm

PLANTS CAN BE DROPPED OFF AT THE DOOR TO THE FLORAL HALL, ON THE MAIN FLOOR, on the west side of the building, on the right after you enter the main door.

PLEASE KNOCK so we can sign in your plants!.

Exhibitors will be phoned when the plants are ready for pick up.

## Habenarias and their Relatives, by Jim Heilig, transcribed by Inge Poot (photos courtesy Jim Heilig)

SOOS Orchidfest's first speaker at the August 1, 2021 was Jim Heilig. Jim started out as a Raspberry breeder, but soon saw the light and started growing orchids in Michigan. Twenty years ago he moved to California and joined the Local judging centre there. He first worked on getting fragrance back into *Phalaenopsis* hybrids, but later was told that he could not grow his favorite genus the *Habenarias* and therefore had to prove the scoffer wrong - and did!

He did it by growing them with other cool growing genera.

This map (courtesy Jim Heilig) shows the world distribution of what used to be all in the genus *Habenaria*



It turns out that the so-called *Habenarias* are quite a diverse group and many are not related at all. For example *Platantheras* were noticed

early on as being too different and were taken out of the *Habenaria* genus.

What is left of the genus can now be characterized as needing a dry winter rest, during which they become deciduous. They have a single stem with foliage near the bottom of the stem. They have a swollen tuberous root. They have a spur on the flower. They have grainy pollen, but it is not a primitive character as in *Paphiopedilums* but a mutation back to grainy pollen from waxy pollen. Most are white or green-flowered.

But in and around Thailand we find a few colourful species that are responsible for the popularity of the genus

The most desirable species is *Habenaria rhodochila* . In the trade this

*Habenaria rhodocheila?*

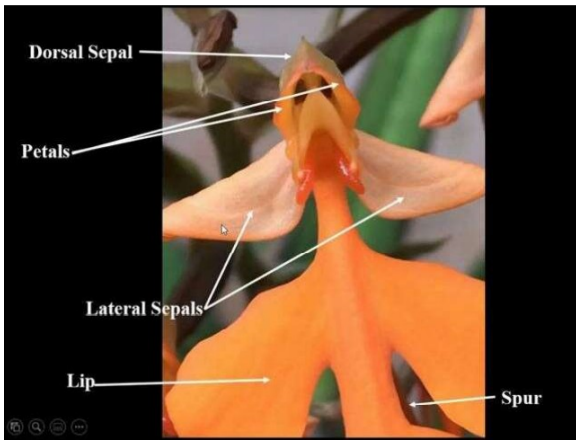


species is offered in orange, yellow and gold colours, but those plants are probably not all the same species, due to a lack of proper

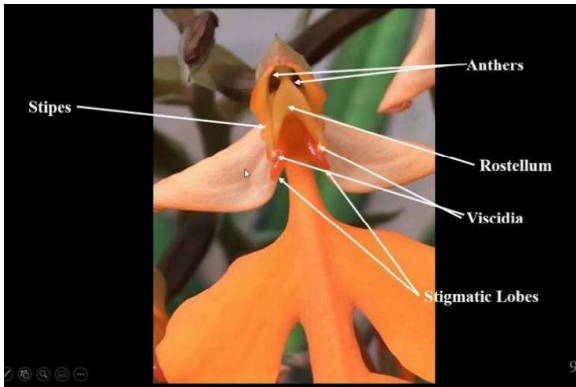
study of the genus as a whole. And since many were artificially propagated as well, the confusion and mix-up of species was increased. Luckily the RHS kept track of the actual parents of crosses and that way some of the messes were fixed later on.

For identifying the species it is best to use the stipes on anthers, rostellum and viscidia on the pollen.

Since the flower parts are held in an unusual way, here are the parts of the flower:



And now for the unusual shape of some of the flower parts:



The length, curvature or lack thereof of the stigmatic lobes is a good way to tell the four above species apart.

The pink species is *H. roebbelinii* and its stigmatic lobes are short, hang down parallel to each other and curve backward.

The yellow species is *H. xanthocheila* and its stigmatic lobes hang down parallel to each other, are longer than in *roebbelinii* and do not curve backwards.

The species with the somewhat muddy sepals and petals and the pink and white lip is *H. erichmichelii*. Its stigmatic lobes are fairly long, spread outward and curve backwards.

The species with the green sepals and petals and the orange lip is the true *H. rhodocheila*. Its stigmatic lobes are like those of *H.*



*xanthocheila*, but they curve backwards.

As you can see, if you look closely, there are other differences too such as the stance of the viscidia or the

shape of the rostellum, but checking the stigmatic lobes usually is sufficient.

The last two species also differ in that *H. erichmichelii* is fragrant, while *H. rhodocheila* is not.

Since *H. rhodocheila* is probably a mix of species by now, it is not surprising that it is variable. But the upside is that this gives the plants hybrid vigour and they are quite happy growing under lights and prove to be floriferous.



The least common species is *H. xanthocheila*. It gets to be about 15cm/6" tall and can quickly reach specimen size.

*H. roebbelinii* is intermediate in size and can vary in colour from scarlet to salmon

to orange. It too is floriferous when grown correctly.

*H. xanthocheila* and *H. roebbelinii* can have branched inflorescences, while *H. erichmichelii* and *H. rhodocheila* have cylindrical inflorescences.

Our speaker's first *Habenaria* was *H. erichmichelii*. He loved its tiny stature and it grew well for him. The flowers have a scent reminiscent of cloves or cinnamon. The inflorescence can have 6 to 8 flowers.


Now to other species that are not so similar and have therefore not been so messed up in their taxonomy:



*Habenaria carnea* is a species with very wide and full segments. So not surprisingly it is used a lot in hybridizing. The variety *carnea* is pale pink and the variety *nivosa* is an alba form of the species.

It forms multiple growths quickly when grown correctly. The leaves of this species are very varied. The usual form has silver spots on the leaves, but in some forms these may coalesce.

This is a forest floor species.



*Habenaria medusa* was a species Jim bought with a ten-flowered inflorescence during his university years. It is a grassland species and therefore needs lots of light.

*Habenaria myriotricha* is either a synonym for *H. medusa* or a very similar species.

## Habenaria dentata




**Habenaria dentata** grows in a swamp habitat and as a result the rule about a strict rest period does not apply. It is a great plant

for inveterate waterers!!! It has white flowers that remind one strongly of a flying dove.

Now to the hybrids: They are a better choice for beginners in the genus, since they have hybrid vigour and can often tolerate growing conditions as experienced by BOTH parents.

First some crosses with one of the parents being **H. rhodocheila**:



**Habenaria Regnieri** is a cross of **H. rhodocheila** and **H. carneae**. It has picked up some of the



best traits of both parents.

**Habenaria Tanager** (*rhodocheila* X *xanthocheila*) is very easy to grow, is intermediate between the two parents and is colourful as well!



Another nice cross is **H. rhodocheila** X **H. roebbelenii**, **Habenaria Hampson**: It has the fuller form of *roebbelenii* and a deepening of the colour from both parents. It has large 1.5 inch/3.8 cm red flowers.

Other crosses with **H. roebbelenii** are less successful:


**Habenaria True Colors** (*erichmichellii* X *roebbelenii*) did not pick up the full form of *roebbelenii*, nor the fragrance of *erichmichellii*.....The clone 'All That Glitters' HCC/AOS is rather nice though with light pink lateral sepals and a darker fairly full deeper pink lip and contrasting salmon stigmatic lobes. The petals were darker pink yet and formed a pink bonnet around the white rostellum.

**Habenaria Kakoeri** (*roebbelenii* X *carnea*) is less full than either parent and a pale pink, more like *carnea*, but it did pick up the mottled leaves of *H. carnea*.

**Habenaria Oriole** (*xanthocheila* x *roebbelenii*) in the example shown had a fairly full orange flower. It is a tiny plant so good for small growing areas!

**Other crosses:**

Using a lovely fragrant species from a poorly protected habitat, **Habenaria janellehayneana** and crossing it with *H. erichmichellii*, we get **Habenaria Pink Butterfly**.



**Habenaria Sunrise Plumes** is a cross of *medusa* and *roebbelenii*. The white *medusa* does wash the pink colour of the *roebbelenii* out, but a pale pink fringed lip hybrid with slightly darker petals is rather attractive!



Habenaria Sunrise Plumes 'Good Job Marni' AM/AOS  
Photo: Ken Jacobsen, AQ+ v.1.1.4

Unfortunately when you backcross Sunrise Plumes to *H. medusa*, you get empty seed pods. So F1 is all we are going to get.

**Habenaria Pegasus** (the fringed lipped, white *medusa*, crossed with the very full, pale pink *carnea*) makes large plants like the *medusa* parent but the white to palest pink flowered progeny are lovely! And they are easy to grow!



Habenaria Pegasus 'Rick Stier' HCC/AOS Ron Parsons  
Habenaria Pegasus 'Pat Wik-Stier' HCC/AOS

**Habenaria Light Wings** is a cross of *medusa* and *xanthocheila*. This hybrid has pale yellow, cut-lip flowers and best of all the plants are half the size of the *H. medusa* parent. Therefore *H. xanthocheila* is good at reducing the size of its progeny.



Habenaria Light Wings 'Matt's Lemon Cake' HCC/AOS

And lastly our speaker showed us the result of crossing *H. medusa* and *H. erichmichellii*, **Habenaria Michigan**:



Habenaria Michigan

Our speaker mentioned that he was happy to find out that a cross of *H. medusa* with the genus **Pecteilis** is fertile! (I suppose that is why *Pecteilis radiata* looks so much like *Habenaria medusa*!)

**Culture of Habenarias:**

**A year with Habenaria: Summer**



- Plants continue to grow and demand copious water and fertilizer (still, never soggy).
- Flower spikes will begin to grow, especially later in the season.
- Provide ample light and air movement.
- Anxiously wait for flowers!
- Early clones will flower now.

### A year with Habenaria: Late summer



- Flowers!
- Keep moist, drying them out may result in early dormancy.
- They are building those tubers now, the bigger they get this year, the better the show next year.

### A year with Habenaria: Late summer through fall.



- Continue enjoying flowers.
- Water and fertilize those still flowering.
- Keep an eye on them, especially when flowers begin to fade... leaves will not be far behind.
- Ease watering on those that have yellowing foliage-maybe half as often, gradually less.

### A year with Habenaria: Fall through winter.



- Dry, dead foliage is the sign of a good summer!
- Plants enter dormancy.
- **STOP WATERING.**
- **REALLY, NONE!**
- Once foliage finishes senescing, remove it by pulling gently.
- Store pots in a dry place-room temp to a little on the cool side is ok...as long as it's DRY!

### A year with Habenaria: Late winter to early spring.



- Dormant plants begin to “wake up.”
- Keep fairly dry-if new growth is seen, a light sprinkling is ok.
- Now is the time I like to repot into moistened potting mix.
- Don't water yet...

### A year with Habenaria: Spring



- Plants begin to grow rapidly.
- Water tentatively until shoots are over 1" or so tall.
- Once some leaves have fully expanded water and fertilize generously...BUT never let them stay soggy.
- Leaves will get a grayish/silvery cast when dry-water if you see this.

### Potting Mix:

#### Potting Mix: They are “terrestrial”... choose accordingly.

- Moisture retentive.
- Dries quickly.
- Does not become anaerobic.
- Provides some weight for stabilization.
- Best to repot annually unless you have perfect water.



It is best to repot annually unless you have perfect water- that is very low solute or rain water.

Use a peat-based mix, such as Pro-Mix, but add more Perlite. Denser mixes don't draw roots down.

Do not use bulb pans but deep pots so that the roots don't come out the bottom and get damaged when you re-pot. Such damage may kill them.

Underpot to avoid a soggy medium.

**Pot low in the pot until the first flush of roots has emerged.**

**When the second flush of roots comes add more medium.**

**Composition of medium (it is essentially a Phalaenopsis mix):**

**1/3 cut sphagnum or use 2 parts**  
**1/4 fine charcoal or use one part**  
**1/4 Perlite or use one part**  
**1/4 seedling bark or use one part**  
**Wet it and mix.**



### Light:

**Light:** Depends on their natural habitat.

**Rhodocheila complex**- more forest, lower light, but brighter than phals.

**H. medusa** more grassland-brighter

### Temperature and Fertilizer:

#### Temperature:

Intermediate to warm is generally fine, for other species some research is needed.

#### Fertilizer:

Whatever you are giving your other orchids- Weekly weakly. I use water soluble fertilizer (MSU or Miracle Gro) at a tsp per gallon.

The temperature should not drop below 60F/15C.

Jim recommends that you wet the pots with water, then come back half an hour later and water with your weak MSU or Miracle Grow solution.




**Pests and diseases:**

**Pests and disease.**

Mealies and soft scale can be an issue. Aphids may pose a problem and can easily get out of hand.

Root rots are the biggest issue especially if you water while dormant.



61

Systemics in granular form work well for pests.

If this is not an option for Canadian home growers try water carried powders, (transcriber: such as sulphur, diatomaceous earth, all applied repeatedly?)

If you get a rot at the bottom end of the rhizome, cut off the affected part and dip healthy cut end into cinnamon powder.

If the rot is at the top end it probably means the plant is history.

There is also a necrosis disease that makes the shoots just suddenly collapse. This appears to be caused by two opportunistic fungi. One is a species of botrytis and applying a commercially available (may not be available to the home grower in Canada) systemic botrytis chemical worked well for our speaker.

**Trouble Shooting:**

**Troubleshooting:**

Rotting over winter—probably not kept dry enough.

Failure to resume growth in spring—too much moisture in potting mix.

Tuberous roots shrivel—some shriveling is to be expected and doesn't cause problems.

Plant gets smaller instead of increasing—Not enough light and/or fertilizer.



65

**Propagation:**

If you want to get the odd plantlet try sowing some seeds into the pot of a happily growing plant related to the seed parents. You might get a plant or two. Make sure you label the pot!!!

The best way is the same as for other orchids: sterilized seeds into a sterilized flask with a nutrient suitable for the genus

*Habenaria*. (Medium 668, keep flask in dark after sowing) **Habenaria**

**Relatives: Labelling errors are a constant problem.** *Cynorkis ridleyi* is a case in point: In Orchid Wiz three completely different species are shown under that name, leaving the viewer very confused. The above picture is possibly correct since the species is supposed to have 6 flowers per inflorescence and - have a hint of a carnation scent, which of course only helps when you have the plant in front of you. Since the flowers last about a month, and the plant is not as fussy about winter water



*Cynorkis ridleyi*  
Photo: Wiel Drissen, OW 5.0



*Cynorkis gibbosa*

as most *Habenarias*, this is a plant to find!

***Cynorkis gibbosa***: has orange to peach flowers.

***Cynorkis villosa***: is a six to eight inches/ 15-20cm tall cool grower with hairy pink flowers that don't open fully.



*Cynorkis villosa*

***Bonatea speciosa*** is a tall stately plant with green flowers and a green and white lip. (We see this species regularly at the SOOS show!) It grows during the winter and flowers in January to February. It tolerates temperatures in the low 40's F/5 to 6C.



*Bonatea speciosa*

***Platanthera ciliaris***: is a striking species with yellow flowers sporting an exuberant fringed lip. According to Orchid Wiz it is a large sized, cool growing terrestrial found in the eastern US growing in wet pine barrens, wet meadows and forests, having a long stem carrying, 2 to 4,



*Platanthera ciliaris*

pointy leaves and blooms on a terminal, erect, to 2 1/2' [75 cm] long, many flowered, racemose inflorescence with long-lasting flowers. Our speaker thought it is hardy to zone 9.

***Hemipilia graminifolia*** and ***Hemipilia keiskei*** can be grown out of doors up to zone 6 which makes them hardy around the lakeshore in Toronto. ***Hem. graminifolia*** has white flowers

with purple veins, mostly in the lip, while ***Hem. keiskei*** has white



*Hemipilia graminifolia*  
(*Ponerorchis graminifolia*)

*Hemipilia keiskei*  
(*Ponerorchis keiskei*)

flowers with a purple flush in the distal half of the floral segments.

When asked where we could obtain plants our speaker listed the following sources:

Andy's Orchids, but most of his plants are mislabelled and he does not ship to Canada. So off to an USA show you have to go!

Wayne's Plants sells Leon Glicenstein's plants.

E-Bay has some on offer, but not usually in Canada – so find out who your true USA friends are!...

Calvin Wong of Tropical Gardens in BC, Canada, formerly of Toronto!, has some on offer.

Jim suggested we invite a Thai grower to our next show and ask them to bring some *Habenarias* and related genera.

**2022 membership renewal is now available via email at the SOOS website or by regular mail from Membership secretary: Liz Mc Alpine, renew or join on line at soos.ca/members.**

# Oct 3, 2021 Show Table Ribbons

Class	First	Second	Third
<b>Class 1 Cattleya Alliance</b>	Cattleya, Elena Chilova	Rhyncholaeliocattleya Tak-Fu Hung 'Cad's Red Hot', David Bryan  Rhyncholaeliocattleya Chialin Red Cat 'Sweet', John Vermeer  Rhyncholaeliocattleya Nick Taylor '1', John Vermeer	Cattleya (Samba Crown x Kiritsubo), John Vermeer  Rhyncattleanthe (Rth. Bouton D'or 'Lewis' AM/AOS x C. Seagull 'SVO'), John Vermeer  Brassocattleya ( <i>B. nodosa</i> 'J.B.' x C. Linda HCC/AOS), Synea Tan
<b>Class 2 Paphiopedilium</b>	<b>Paphiopedilum Magic Lantern, Synea Tan</b>	Paphiopedilum Saint Swithin, Rhoda Chan  <i>Paphiopedilum niveum</i> , Robert Vanderheyden  Paphiopedilum Excitingly Wood 'Synea' AM/AOS, Synea Tan	<i>Paphiopedilum callosum</i> 'Red Wings', Leslie Ee  <i>Paphiopedilum charlesworthii</i> , Leslie Ee
<b>Class 3 Phalaenopsis and Vanda Alliance</b>	Perreiraara Bangkok Sunset, Frederick Menezes	<i>Phalaenopsis lueddemanniana</i> , Peng Zhang  <i>Renanthera monachica</i> , Synea Tan	<i>Vanda sanderiana</i> , Barbara Kwietniowski  <i>Aerangis luteoalba</i> var. <i>rhodosticta</i> , Synea Tan  <i>Cyrtorchis chailluana</i> , Synea Tan
<b>Class 4 Oncidium and related</b>	Oncidesa Mayfair 'Trinity' AM/AOS, Synea Tan	Oncidium Cholita Cuencana, Yvain McLeggon	Psychopsis Mendenhall 'Hildos' FCC/AOS, Inge & Peter Poot
<b>Class 5 Cymbideae &amp; Catasetum</b>	Monnierara Millennium Magic 'Witchcraft' FCC/AOS, Elena Chilova	Catasetum Memoria I. H. Shirley, Robert Vanderheyden  Cycnoches (Jumbo Cooper 'SVO' AM/AOS x Swan Cascade 'Best Select'), Synea Tan	Clowesetum Jumbo Eden 'B-C' AM/AOS, David Bryan  Cycnoches (Dark Swan 'Bold Spots' X Richard Brandon 'Extra Wide Petals'), Robert Vanderheyden
<b>Class 6 Dendrobium</b>	Dendrobium Hibiki, Peng Zhang	<i>Dendrobium cuthbertsonii</i> , Joyce Mecalf	Dendrobium Swiss Mountain Palace, Joyce Mecalf
<b>Class 7 All Others</b>	Stanhopea Ronsard 'Cupid's Eyes' AM/AOS, Inge & Peter Poot	<i>Dracula chimaera</i> , Robert Vanderheyden	<i>Ludisia discolor f. alba</i> , Leslie Ee
<b>Class 9 Baskets and Displays</b>	Autumn Harvest, Cathy Dunn		