

**Click a Series
to jump to page**

Core

Prestige Edition

800 Series Diamond

DB Series Subwoofers

700 Series

600 Series

Mini Theater

AM-1

Simple Solutions

Personal Audio

Headphones

Custom Theater

CT 800 Series

CT 700 Series

Custom Installation

CI 800 Series Diamond

CI 700 Series

Cinema 7 Series

Marine 6 & 8

CI 600 Series

CI 60 & CI 50 Systems

CI 300 Series



Bowers & Wilkins

Bowers & Wilkins leverages over 50 years of experience in building the finest loudspeakers, cherished by owners and used by recording professionals to create the music and movies we love. Whether you are composing a soundtrack, unwinding with your new favorite song or watching a movie with your family, Bowers & Wilkins can connect you with these experiences in a way you never thought possible. Listen and you'll see.

Recording Studios



From Abbey Road to Skywalker Sound, professionals all over the world trust Bowers & Wilkins to deliver music the way the artist intended.

Automotive



Bowers & Wilkins creates premium audio systems for some of the world's most prestigious car brands like BMW, Maserati, McLaren and Volvo.

50 Years of Excellence



Bowers & Wilkins is a global leader in sound with over 50 years experience in making the very best audio equipment in the world.

High Performance Solutions for any Application



Bowers & Wilkins' nearly invisible Custom Installation speakers are made by the same team as their world renowned in-room models and offer the same level of performance.



Prestige Edition

Nautilus



Silver, Black, Midnight Blue
Nautilus can be special ordered in any color



Nautilus

Retail Price	\$60,000.00 PAIR
Finish	Custom
Description	A design classic and flagship product, Nautilus is traditionally available in Silver, Black or Midnight Blue. Special order only.

800 Series Prestige Edition



Santos Rosewood



802 Prestige Edition

Retail Price	\$12,500.00 EACH
Finish	Santos Rosewood
Description	Luxurious Santos Rosewood veneer. Limited edition with numbered plate. Available August 2018.
Dimensions (HWD)	47.7" x 15.4" x 23"



805 Prestige Edition

Retail Price	\$3,500.00 EACH
Finish	Santos Rosewood
Description	Luxurious Santos Rosewood veneer. Limited edition with numbered plate. Available August 2018.
Dimensions (HWD)	16.7" x 9.4" x 13.6"



800 Series Diamond



Gloss Black, Rosenut, Satin White



800 D3

Retail Price \$15,000.00 EACH

Finish Gloss Black
Rosenut
Satin White

Description 3-way floorstanding optimized matrix vented-box system. 1 x 1" diamond dome tweeter, 1 x 6" Continuum cone FST™ midrange, 2 x 10" Aerofoil cone bass units. Power handling 1000W.

Dimensions (HWD) 47.9" x 16.3" x 24.1"



802 D3

Retail Price \$11,000.00 EACH

Finish Gloss Black
Rosenut
Satin White

Description 3-way floorstanding optimized matrix vented-box system. 1 x 1" diamond dome tweeter, 1 x 6" Continuum cone FST™ midrange, 2 x 8" Aerofoil cone bass units. Power handling 500W.

Dimensions (HWD) 47.7" x 15.4" x 23"



803 D3

Retail Price \$8,500.00 EACH

Finish Gloss Black
Rosenut
Satin White

Description 3-way floorstanding optimized matrix vented-box system. 1 x 1" diamond tweeter, 1 x 5" Continuum cone FST™ midrange, 2 x 7" Aerofoil cone bass units. Power handling 500W.

Dimensions (HWD) 45.7" x 13.1" x 19.6"

Note: Available in *Prestige Edition*.



804 D3

Retail Price \$4,500.00 EACH

Finish Gloss Black
Rosenut
Satin White

Description 3-way floorstanding optimized matrix vented-box system. 1 x 1" diamond tweeter, 1 x 5" Continuum cone FST™ midrange, 2 x 6.5" Aerofoil cone bass units. Power handling 200W.

Dimensions (HWD) 40.1" x 9.4" x 13.6"



805 D3

Retail Price \$3,000.00 EACH

Finish Gloss Black
Rosenut
Satin White

Description 2-way bookshelf optimized matrix vented-box system. 1 x 1" diamond tweeter, 1 x 6.5" Continuum cone bass midrange. Power handling 120W.

Dimensions (HWD) 16.7" x 9.4" x 13.6"



FS-805 D3 Stand

Retail Price \$500.00 EACH

Finish Black
Silver

Description Floor stand for 805 D3.

Dimensions (HWD) 23.4" x 10" x 14.5"

Note: Available in *Prestige Edition*.



800 Series Diamond



HTM1 D3

Retail Price	\$6,000.00 EACH
Finish	Gloss Black Rosenut Satin White
Description	3-way optimized matrix vented-box system. 1 x 1" diamond tweeter, 1 x 6" Continuum cone FST™ midrange, 2 x 8" Aerofoil cone bass units. Power handling 500W.
Dimensions (HWD)	13" x 33.5" x 13.5"


Note: Floorstand not included. See HTM Stand.



HTM2 D3

Retail Price	\$4,000.00 EACH
Finish	Gloss Black Rosenut Satin White
Description	3-way optimized matrix vented-box system. 1 x 1" diamond tweeter, 1 x 5" Continuum cone FST™ midrange, 2 x 6.5" Aerofoil cone bass units. Power handling 200W.
Dimensions (HWD)	11.9" x 28.4" x 12.8"

Note: Floorstand not included. See HTM Stand.



FS-HTM D3 Stand

Retail Price	\$600.00 EACH
Finish	Black Silver
Description	Floor stand for HTM1 D3 or HTM2 D3 center channels.
Dimensions (HWD)	11.1" x 27.1" x 14.6"

DB Series Subwoofers



Gloss Black, Rosenut, Satin White



DB1D

Retail Price	\$4,500.00 EACH
Finish	Gloss Black Rosenut Satin White
Description	Active balanced-drive closed-box subwoofer system. 2000W Class D Hypex amplifier, 2 x 12" Aerofoil cone drive units in a balanced configuration, Digital preamplifier with Dynamic EQ, App-based set-up and BT-LE control.
Dimensions (HWD)	18.1" x 16.9" x 16.1"



DB2D

Retail Price	\$3,500.00 EACH
Finish	Gloss Black Rosenut Satin White
Description	Active balanced-drive closed-box subwoofer system. 1000W Class D Hypex amplifier, 2 x 10" Aerofoil cone drive units in a balanced configuration, Digital preamplifier with Dynamic EQ, App-based set-up and BT-LE control.
Dimensions (HWD)	16.9" x 14.8" x 14.2"



DB3D

Retail Price	\$2,500.00 EACH
Finish	Gloss Black Rosenut Satin White
Description	Active balanced-drive closed-box subwoofer system. 1000W Class D Hypex amplifier, 2 x 8" Aerofoil cone drive units in a balanced configuration, Digital preamplifier with Dynamic EQ, App-based set-up and BT-LE control.
Dimensions (HWD)	14.1" x 12.6" x 11.8"



DB4S

Retail Price	\$1,600.00 EACH
Finish	Gloss Black Rosenut Satin White
Description	Active closed-box subwoofer system. 1000W Class D Hypex amplifier, 1 x 10" Aerofoil cone drive units, Digital preamplifier with Dynamic EQ, App-based set-up and BT-LE control.
Dimensions (HWD)	14.8" x 14.1" x 14.5"



700 Series



Gloss Black, Rosenut, Satin White



702 S2

Retail Price \$2,250.00 EACH

Finish Gloss Black
Rosenut
Satin White

Description 3-way system, 1" Decoupled Carbon Dome™ solid body tweeter on top, 6" Continuum™ cone FST™ midrange, decoupled, 3 x 6.5" Aerofoil Profile bass units. Power handling 300W.

Dimensions (HWD) 42.8" x 7.9" x 14.3"

Includes tweeter, grille and terminals, plinth in the height only



703 S2

Retail Price \$1,750.00 EACH

Finish Gloss Black
Rosenut
Satin White

Description 3-way system, 1" Decoupled Carbon Dome tweeter, 6" Continuum cone FST midrange, decoupled, 2 x 6.5" Aerofoil Profile bass units. Power handling 200W.

Dimensions (HWD) 39" x 7.9" x 12.6"

Includes grille and terminals but not plinth



704 S2

Retail Price \$1,250.00 EACH

Finish Gloss Black
Rosenut
Satin White

Description 3-way system, 1" Decoupled Carbon Dome tweeter, 5" Continuum cone FST midrange, decoupled, 2 x 5" Aerofoil Profile bass units. Power handling 150W.

Dimensions (HWD) 36.4" x 6.5" x 10.9"

Includes grille and terminals but not plinth



705 S2

Retail Price \$1,250.00 EACH

Finish Gloss Black
Rosenut
Satin White

Description 2-way system, 1" Decoupled Carbon Dome solid-body tweeter on top, 6.5" Continuum bass / midrange. Power handling 120W.

Dimensions (HWD) 16" x 7.8" x 12.2"

Includes grille and terminals



706 S2

Retail Price \$900.00 EACH

Finish Gloss Black
Rosenut
Satin White

Description 2-way system, 1" Decoupled Carbon Dome tweeter, 6.5" Continuum bass / midrange. Power handling 120W.

Dimensions (HWD) 13.4" x 7.8" x 11.9"

Includes grille and terminals



707 S2

Retail Price \$600.00 EACH

Finish Gloss Black
Rosenut
Satin White

Description 2-way system, 1" Decoupled Carbon Dome tweeter, 5" Continuum bass / midrange. Power handling 100W.

Dimensions (HWD) 11" x 6.5" x 10.9"

Includes grille and terminals



700 Series (continued)



HTM71 S2

Retail Price \$1,350.00 EACH

Finish Gloss Black
Rosanut
Satin White

Description 3-way system, 1" Decoupled Carbon Dome tweeter, 4" Continuum FST midrange, decoupled, 2 x 6.5" Aerofoil Profile bass drive units. Power handling 200W.

Dimensions (HWD) 8.6" x 23.2" x 11.9"
Includes grille and terminals



HTM72 S2

Retail Price \$800.00 EACH

Finish Gloss Black
Rosanut
Satin White

Description 2-way system, 1" Decoupled Carbon Dome tweeter, 2 x 5" Continuum bass/midrange. Power handling 120W.

Dimensions (HWD) 6.6" x 18.9" x 10.8"
Includes grille and terminals



FS-700 S2

Retail Price \$250.00 EACH

Finish Black
Silver

Description Speaker stand for 700 Series bookshelf models. Integrated cable management. Sand-fill mass loading option. Updated design from original FS-CM S2.

Dimensions (HWD) 24.2" x 11.4" x 11.7"



600 Series



Black

White



603

Retail Price \$900.00 EACH

Finish Black
White

Description 3-way vented box system, 1" Decoupled Double Dome aluminium tweeter, 6" Continuum cone FST™ midrange, 6.5" Paper / Kevlar bass cones Flowport™. Power handling 200W.

Dimensions (HWD) 38.8" x 7.5" x 13.4"

Not including plinth/feet



606

Retail Price \$400.00 EACH

Finish Black
White

Description 2-way vented box system, 1" Decoupled Double Dome aluminium tweeter, 6.5" Continuum cone bass / midrange, Flowport. Power handling 120W.

Dimensions (HWD) 13.5" x 7.5" x 12.8"

Including grille and terminals



607

Retail Price \$300.00 EACH

Finish Black
White

Description 2-way vented box system, 1" Decoupled Double Dome aluminium tweeter, 5" Continuum cone bass / midrange, Flowport. Power handling 120W.

Dimensions (HWD) 11.8" x 6.5" x 9.1"

Including grille and terminals



STAV24

Retail Price \$75.00 EACH

Finish Black

Description Universal 24" metal black spiked stand for use with 606 and 607.

Dimensions (HWD) 24" x 9.5" x 11.75"



600 Series (continued)



HTM6

Retail Price	\$599.00 EACH
Finish	Black White
Description	2-way vented box system, 1" Decoupled Double Dome aluminium tweeter, 5" Continuum cone bass / midrange, Flowport. Power handling 120W.
Dimensions (HWD)	6.3" x 18.9" x 11.0"

Including grille and terminals



ASW610XP

Retail Price	\$1200.00 EACH
Finish	Black White
Description	Active closed-box subwoofer, 1 x 10" Paper/Kevlar® cone bass driver, 500 watt Class D amplifier.
Dimensions (HWD)	12.8" x 12.8" x 14.7"

Including grille and controls, not including feet



ASW610

Retail Price	\$650.00 EACH
Finish	Black White
Description	Active, closed-box subwoofer, 1 x 10" paper/Kevlar® cone bass driver, 200 watt Class D amplifier.
Dimensions (HWD)	12.2" x 12.2" x 14.8"

Including grille and controls, not including feet



ASW608

Retail Price	\$500.00 EACH
Finish	Black White
Description	Active, closed-box subwoofer, 1 x 8" paper/Kevlar® cone bass driver, 200 watt Class D amplifier.
Dimensions (HWD)	10.2" x 10.2" x 13"

Including grille and controls, not including feet



Mini Theater PV1D



M-1

Retail Price	\$250.00 EACH
Finish	Matte Black Matte White
Description	2-way vented monitor. 4" woven glass fiber cone bass / midrange. 1" tweeter. Swivel mounting bracket. Power handling 100W.
Dimensions (HWD)	9.8" x 4.5" x 6.4" Height w/ horizontal mount: 5.4375"



M-1 Stand

Retail Price	\$150.00 EACH
Finish	Matte Black Matte White
Description	Matte White or Matte Black stand for M-1.
Dimensions (HWD)	37.7" x 9.9" x 9.9"



ASW608

Retail Price	\$500.00 EACH
Finish	Black Ash Matte White
Description	Active, closed-box subwoofer, 1 x 8" paper/Kevlar® cone bass driver, 200 watt Class D amplifier.
Dimensions (HWD)	10.2" x 10.2" x 13" (w/ grille/controls)



PV1D

Retail Price	\$1,699.00 EACH
Finish	Matte Black Matte White
Description	Active closed-box subwoofer. Pressure Vessel™ enclosure. 2 x 8" bass, 400W amplifier, 5 presets. DSP, RS232, trigger preset switching. Stereo Line In (2x RCA Phono) Speaker Level In (5m cable supplied)
Dimensions (HWD)	13.5" x 10.6" x 14.1"

Mini Theater Systems

MT-60D
M-1 x 5 and PV1D
(sold separately)
MT-60D Retail: \$2,949



MT-50
M-1 x 5 and ASW608
(sold separately)
MT-50 Retail: \$1,750



Note: This information is displayed to clarify MT-60D and MT-50 which are popular systems shown in the product brochure and on the website. Models are priced and sold separately.

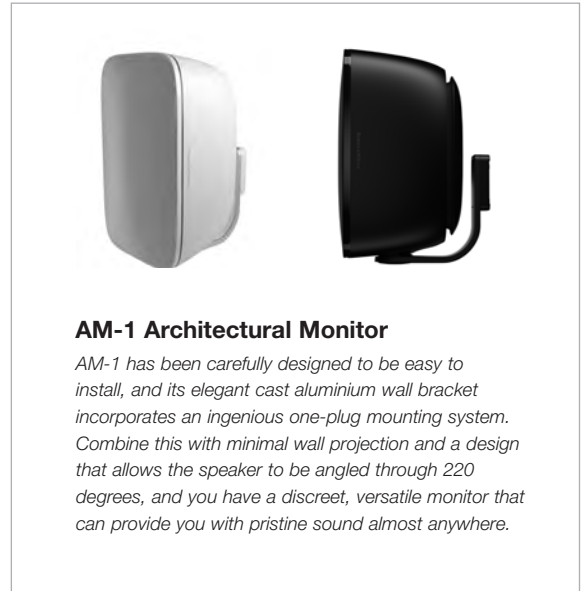


AM-1 Architectural Monitor



AM-1

Retail Price	\$300.00 EACH
Finish	Black White
Description	2-way weatherproof indoor/outdoor system with Auxillary Bass Radiator. 1 x 1" aluminum dome tweeter. 1 x 5" glassfibre cone bass/midrange. Power handling 100W.
Dimensions (HWD)	12.25" x 7" x 8.25" (includes wall bracket)



AM-1 Architectural Monitor

AM-1 has been carefully designed to be easy to install, and its elegant cast aluminium wall bracket incorporates an ingenious one-plug mounting system. Combine this with minimal wall projection and a design that allows the speaker to be angled through 220 degrees, and you have a discreet, versatile monitor that can provide you with pristine sound almost anywhere.



Wireless Music Systems

Headphones



Zeppelin Wireless

Retail Price (ea) \$699.99
 Finish Black
 White
 Description Wireless music system w/ AirPlay, Bluetooth aptX, and Spotify Connect. 2 x 1" Double dome tweeters. 2 x 3.5" FST midrange. 6.5" subwoofer.
 Dimensions (HWD) 7.4" x 25.9" x 7.2"



T7 Wireless

Retail Price (ea) \$349.99
 Finish Black
 Gold
 Description Bluetooth wireless speaker. aptX audio coding technology. DSP. Lithium Ion rechargeable battery provides 18 hours of playing time.
 Dimensions (HWD) 4.5" x 8.3" x 2.25"



T7 case

Retail Price (ea) \$29.99
 Finish Black
 Description Micro Matrix patterned, nylon, portable speaker case.
 Dimensions (HWD) 8" x 4.5" x 2"



P9 Signature

Retail Price (ea) \$899.99
 Finish Brown
 Description 50th Anniversary, wired luxurious over ear headphone with noise isolation.



PX

Retail Price (ea) \$399.99
 Finish Space Grey
 Soft Gold
 Description Wireless headphone with adaptive noise cancellation and Mobile App. Responds naturally to listener. Bluetooth aptX HD streaming, 22 hour battery life.



P5 Wireless

Retail Price (ea) \$299.99
 Finish Black
 Description Wireless on-ear headphone with Bluetooth aptX streaming and noise isolation. 17 hour battery life.



P5 Series 2

Retail Price (ea) \$179.99
 Finish Black
 Description Wired classic on-ear headphone with noise isolation.



P3 Series 2

Retail Price (ea) \$149.99
 Finish Black
 Description Wired light weight on-ear headphone with premium leather finish and noise isolation.



C5 Series 2

Retail Price (ea) \$149.99
 Finish Gloss Black
 Description Wired in-ear headphone with secure loop design, tangle-free cable, noise isolation.



Custom Theater 800 Series



CT8 LR*

Retail Price \$15,000.00 EACH

Finish Black

Description 3-way closed-box system. 1 x 1.25" metal dome Nautilus tweeter. 1 x 6" Kevlar® FST midrange, 2 x 10" Rohacell® bass. Power handling 1000W.

Includes CT8 XO MkII; biamplification is required.

Dimensions (HWD) 43.3" x 12.8" x 21.65"



CT8 DS*

Retail Price \$11,000 EACH

Finish Black

Description 3-way monopole/2-way dipole selectable closed-box system. 1 x 1.25" metal dome Nautilus tweeter. 6 x 4" mid/high, 1 x 6" Kevlar® FST midrange, 2 x 10" Rohacell® bass. Power handling 1000W.

Includes CT8 XO MkII; biamplification is required.

Dimensions (HWD) 43.3" x 12.8" x 9.85"



CT8 CC*

Retail Price \$15,000.00 EACH

Finish Black

Description 3-way closed-box system. 1 x 1.25" metal dome tweeter.* 1 x 6" Kevlar® FST midrange. 2 x 10" Rohacell® bass. Power handling 1000W.

Includes CT8 XO MkII; biamplification is required.

Dimensions (HWD) 12.8" x 43.3" x 21.65"



CT8 XO MKII

Retail Price CT8LR, CT8DS and CT8CC

Finish Aluminum

Description Active bass management controller included with CT8LR, CT8CC, and CT8DS.

Dimensions (HWD) 1.75" x 19" x 14"



CT8 SW

Retail Price \$3,500.00 EACH

Finish Black

Description Closed-box subwoofer. 1 x 15" Rohacell® bass. Power handling 1000W.

Dimensions (HWD) 18.7" x 18.7" x 18.7"

*Note for CT8 LR, CT8 DS, CT8 CC:

- CT8 XO MkII must be used.
- Pairing with CT8 SW is mandatory.
- Biamplification is required (with minimum wattage requirements).



CT8.2 LCERS

Retail Price \$6,000.00 EACH

Finish Black

Description 3-way custom install home theatre LCERS. 8" Paper/Kevlar® cone bass, 6" woven Kevlar® FST midrange, 1.25" aluminium dome tweeter. Power handling 500W.

Dimensions (HWD) 39.4" x 12.8" x 11.8"



CT8.4 LCERS

Retail Price \$4,000.00 EACH

Finish Black

Description 3-way custom install home theatre LCERS. Value engineered version of the CT8 LR with passive crossover, 8" Rohacell® bass unit, 6" blue KEVLAR® FST midrange, 1.25" aluminium dome tweeter. Power handling 200W.

Dimensions (HWD) 24.8" x 12.8" x 7.3"



Custom Theater 700 Series



CT7.3 LCRS

Retail Price \$1,500.00 EACH
Finish Black
Description 3-way custom install home theatre LCRS, 2 x 8" fibre cone bass, 6" blue Kevlar® FST midrange, 1" soft dome tweeter. Power handling 200W.
Dimensions (HWD) 14.2" x 23.9" x 10.5"



CT7.4 LCRS

Retail Price \$1,000.00 EACH
Finish Black
Description 2-way custom install home theatre LCRS, 2 x 6" blue Kevlar® bass/midrange driver, 1" soft dome tweeter. Power handling 150W.
Dimensions (HWD) 13.5" x 17.5" x 10.5"



CT7.5 LCRS

Retail Price \$600.00 EACH
Finish Black
Description 2-way custom install home theatre LCRS, 7" blue Kevlar® bass/midrange driver, 1" soft dome tweeter. Power handling 120W.
Dimensions (HWD) 12" x 17.5" x 10.5"



CTSW15

Retail Price \$1,350.00 EACH
Finish Black
Description Passive, closed-box subwoofer with optional rack-mount amplifier. Designed to fit in home theater cabinetry. 1 x 15" paper/Kevlar® cone bass driver. Power handling 1000W.
Dimensions (HWD) 21.7" x 21.7" x 10.3"



CTSW12

Retail Price \$1,000.00 EACH
Finish Black
Description Passive, closed-box subwoofer with optional rack-mount amplifier. Designed to fit in home theater cabinetry. 1 x 12" paper/Kevlar® cone bass driver. Power handling 1000W.
Dimensions (HWD) 18.3" x 15.6" x 10.3"



CTSW10

Retail Price \$750.00 EACH
Finish Black
Description Passive, closed-box subwoofer with optional rack-mount amplifier. Designed to fit in home theater cabinetry. 1 x 10" paper/Kevlar® cone bass driver. Power handling 1000W.
Dimensions (HWD) 14.2" x 13.4" x 10.3"



SA1000

Retail Price \$1,500.00 EACH
Finish Black
Description 1000W Class D subwoofer amplifier for use with CTSW15, CTSW12, CTSW10, 2U rack-mountable.
Dimensions (HWD) 3.9" x 16.9" x 12.7"



CI 800 Series Diamond

For detailed dimensions, DWG files and other details please visit: www.bwgroupsupport.com



Model + Back Box	CWM8.3 D + BBW83	CWM8.5 D + BBW85	CCM8.5 D + BBC85
System Retail	\$4,500 (1 SPEAKER w/ 1 Back Box)	\$2,500 (1 SPEAKER w/ 1 Back Box)	\$3,000 (1 SPEAKER w/ 1 Back Box)

Model	CWM8.3 D	CWM8.5 D	CCM8.5 D
Suggested Retail	\$3,700.00 EACH	\$1,900.00 EACH	\$2,400.00 EACH
Description	3-way in-wall system. 1" Diamond Dome tweeter w/ Nautilus tube, 5" Continuum FST midrange driver, 7" Aerofoil Bass drivers, Aluminium mini baffle can be turned through 90 degrees. Flowport.	2-way in-wall system. 1" Diamond Dome tweeter w/ Nautilus tube, 7" Continuum bass/midrange driver w/ anti-resonance plug. Flowport.	2-way in ceiling system. 1" Diamond Dome tweeter w/ Nautilus tube, 7" Continuum bass/midrange driver w/ anti-resonance plug. Rotatable aluminum mini-baffle allows toe-in. Flowport.
Power Handling	200W	120W	120W
Frame Size	34.6" x 10" (880mm x 254mm)	16.2" x 9.72" (411m x 247mm)	13.8" x 13.8" (351mm x 351mm)
Cut-Out Size	34" x 9.4" (862mm x 238mm)	15.5" x 9.09" (395mm x 231mm)	13" x 13" (331mm x 331mm)
Depth of Enclosure	3.4" (90mm)	3.4" (90mm)	7" (177mm)

Mandatory Back Box	BBW83	BBW85	BBC85
Suggested Retail	\$800 EACH	\$600 EACH	\$600 EACH

Note: Back boxes are mandatory for CI 800 Series Diamond models



CI 700 Series

For detailed dimensions, DWG files and other details please visit: www.bwgroupsupport.com



Model	CCM7.3
Suggested Retail	\$1,500.00 EACH
Description	3-way in-ceiling system, 1" Nautilus tube loaded soft dome tweeter, 4" Blue Kevlar cone FST midrange, 2 x 5" Paper/Kevlar cone bass drivers
Power Handling	25 – 200W
Frame Size	H: 14" (355mm) W: 14" (355mm)
Cut-Out Size	H: 13.1" (332mm) W: 13.1" (332mm)
Depth Behind Surface (.5" minimum wall)	7.2" (182.8mm)
Pre-Mount Kit	PMK 7C
Suggested Retail	\$35.00 EACH



Model	CCM7.4
Suggested Retail	\$1,000.00 EACH
Description	2-way in-ceiling system, 1" Nautilus Tube loaded soft dome tweeter, 2 x 5" Blue Kevlar cone bass/midrange
Power Handling	25 – 150W
Frame Size	H: 14" (355mm) W: 14" (355mm)
Cut-Out Size	H: 13.1" (332mm) W: 13.1" (332mm)
Depth Behind Surface (.5" minimum wall)	7.2" (182.8mm)
Pre-Mount Kit	PMK 7C
Suggested Retail	\$35.00 EACH



Model	CCM7.5
Suggested Retail	\$750.00 EACH
Description	2-way in-ceiling system, 1" Nautilus Tube loaded soft dome tweeter, 6" Blue Kevlar cone bass/midrange
Power Handling	25 – 150W
Frame Size	H: 14" (355mm) W: 14" (355mm)
Cut-Out Size	H: 13.1" (332mm) W: 13.1" (332mm)
Depth Behind Surface (.5" minimum wall)	7.2" (182.8mm)
Pre-Mount Kit	PMK 7C
Suggested Retail	\$35.00 EACH



Model	CWM7.3
Suggested Retail	\$1,500.00 EACH
Description	3-way in-wall system, 1" Nautilus Tube loaded soft dome tweeter, 4" Blue Kevlar cone FST midrange, 2 x 6" paper Kevlar cone bass drivers
Power Handling	25 – 200W
Frame Size	H 29" (736mm) W 11" (276mm)
Cut-Out Size	28" (711mm) W 9.9" (251mm)
Depth Behind Surface (.5" minimum wall)	3.6" (90mm)
Pre-Mount Kit	PMK 7.3W
Suggested Retail	\$35.00 EACH



Model	CWM7.4
Suggested Retail	\$800.00 EACH
Description	2-way in-wall system, 1" Nautilus Tube loaded soft dome tweeter, 6" Blue Kevlar cone bass/midrange
Power Handling	25 – 150W
Frame Size	H 16.5" (415mm) W 10" (251mm)
Cut-Out Size	H 15.4" (390mm) W 8.9" (226mm)
Depth Behind Surface (.5" minimum wall)	3.6" (90mm)
Pre-Mount Kit	PMK 7.4W
Suggested Retail	\$35.00 EACH



Model	CWM7.5
Suggested Retail	\$600.00 EACH
Description	2-way in-wall system, 1" Nautilus Tube loaded soft dome tweeter, 5" Blue Kevlar cone bass/midrange
Power Handling	25 – 150W
Frame Size	H 14" (356mm) W 8.5" (212mm)
Cut-Out Size	H 13" (331mm) W 7.4" (187mm)
Depth Behind Surface (.5" minimum wall)	3.6" (90mm)
Pre-Mount Kit	PMK 7.5W
Suggested Retail	\$35.00 EACH

Note: Retro-fit back boxes are included with CI 700 Series models.





Cinema 7 Series


Marine Series

For detailed dimensions, DWG files and other details please visit: www.bwgroupsupport.com



Model	CCM Cinema 7	
Suggested Retail	\$700.00 EACH	
Description	2-way in-ceiling system, 1" Nautilus swirl loaded aluminium dome tweeter, 7" Blue Kevlar cone bass/midrange	
Power Handling	25 – 150W	
Frame Size	11.4" (290mm)	
Cut-Out Size	9.8" (249mm)	
Depth Behind Surface (.5" minimum wall)	4.5" (114.3mm)	
Pre-Mount Kit	PMK C8*	
Suggested Retail	\$25.00 EACH	
Backbox	BB 6C	
Suggested Retail	\$100.00 EACH	
Square Grille Option	GR68SQ	

Model	CWM Cinema 7	
Suggested Retail	\$850.00 EACH	
Description	2½-way in-wall system, 1" Nautilus Tube loaded aluminium dome tweeter, 4" Blue Kevlar cone bass/midrange, 4" paper cone bass	
Power Handling	25 – 150W	
Width: 6.8" (175mm) Length: 24.6" (625mm)		
Width: 5.8" (147mm) Length: 23.5" (597mm)		
3.1" (78.7mm)		
Pre-Mount Kit	PMK CWMC7	
Suggested Retail	\$35.00 EACH	
Backbox	BB LCR7	
Suggested Retail	\$200.00 EACH	

Model	Marine 6	
Suggested Retail	\$325.00 EACH	
Description	Marine speaker, 2-way system, 1" soft dome tweeter, 6" polypropylene cone bass/midrange	
Power Handling	20W – 80W	
Frame Size	9.6" (243mm)	
Cut-Out Size	8" (202mm)	
Depth Behind Surface (.5" minimum wall)	3.5" (88mm)	
Pre-Mount Kit	PMK C6*	
Suggested Retail	\$25.00 EACH	

Model	Marine 8	
Suggested Retail	\$425.00 EACH	
Description	Marine speaker, 2-way system, 1" soft dome tweeter, 8" polypropylene cone bass/midrange	
Power Handling	20W – 80W	
Frame Size	11.5" (292mm)	
Cut-Out Size	10" (253mm)	
Depth Behind Surface (.5" minimum wall)	3.7" (93mm)	
Pre-Mount Kit	PMK C8*	
Suggested Retail	\$25.00 EACH	

*Note: PMKs are mandatory when BB 6C or BB 6W are used.



	Square Grilles: Master Cartons (6 pairs)		Square Grille: Singles	
	Square Grilles for 66 models	Square Grilles for 68 models	Square Grille for 66 models	Square Grille for 68 models
Description	Master carton of square grilles to fit 66 models. Includes 6 pairs.	Master carton of square grilles to fit 68 models. Includes 6 pairs.	1 single square grille to fit 66 models. Parts order.	1 single square grille to fit 68 models. Parts order.
Retail Price	\$450.00 6 PAIRS	\$450.00 6 PAIRS	\$33.48 EACH	\$33.48 EACH

Model

CCM 682



Suggested Retail

\$600.00 EACH

Description

2-way in-ceiling system, 1" Nautilus swirl loaded aluminum dome tweeter, 8" Blue Kevlar cone bass/midrange. *Features a larger magnet and voice coil than CCMC83.*

Power Handling

25 - 150W

Frame Diameter

11.4" (290mm)

Cut-Out Diameter

9.9" (251mm)

Depth Behind Surface
(.5" minimum wall)

4.8" 122mm

Pre-Mount Kit

PMK C8*

Suggested Retail

\$25.00 EACH

Backbox

BB 6C

Suggested Retail

\$100.00

CCM 683



\$425.00 EACH

2-way in-ceiling system, 1" Nautilus Swirl loaded aluminum dome tweeter, 8" Blue Kevlar cone bass/midrange

25 -130W

11.4" (290mm)

9.9" (251mm)

4.8" 122mm

PMK C8*

\$25.00 EACH

BB 6C

\$100.00

CCM 684



\$300.00 EACH

2-way in-ceiling system, 1" soft dome tweeter, 8" Black Glassfibre cone bass/midrange

25 -130W

11.4" (290mm)

9.9" (251mm)

4.8" 122mm

PMK C8*

\$25.00 EACH

BB 6C

\$100.00 EACH

Model

CCM 662



Suggested Retail

\$500.00 EACH

Description

2-way in-ceiling system, 1" Nautilus swirl loaded aluminum dome tweeter, 6" Blue Kevlar cone bass/midrange. *Features a larger magnet and voice coil than CCM663.*

Power Handling

25 - 150W

Frame Diameter

9.5" (240mm)

Cut-Out Diameter

8" (202mm)

Depth Behind Surface
(.5" minimum wall)

4.8" 122mm

Pre-Mount Kit

PMK C6*

Suggested Retail

\$25.00 EACH

Backbox

BB 6C

Suggested Retail

\$100.00 EACH

CCM 663



\$350.00 EACH

2-way in-ceiling system, 1" Nautilus swirl loaded aluminum dome tweeter, 6" Blue Kevlar cone bass/midrange

25 -130W

9.5" (240mm)

8" (202mm)

4.8" 122mm

PMK C6*

\$25.00 EACH

BB 6C

\$100.00 EACH

CCM 663RD



\$400.00 EACH

Reduced depth version of CCM 663.

25W - 100W

9.5" (240mm)

8" (202mm)

3.62" (92mm)

PMK C6*

\$25.00 EACH

BB 6C

or shallower **BB 6W**

\$100.00 EACH

CCM 664



\$275.00 EACH

2-way in-ceiling system, 1" soft dome tweeter, 6" Black Glassfiber cone bass/midrange

25 -130W

9.5" (240mm)

8" (202mm)

4.8" 122mm

PMK C6*

\$25.00 EACH

BB 6C

\$100.00 EACH



Model	CCM 665	CCM 663SR	CCM 664SR	CCM 632
Suggested Retail	\$200.00 EACH	\$500.00 EACH	\$350.00 EACH	\$250.00 EACH
Description	2-way in-ceiling system, 1" soft dome tweeter, 6" Black Glassfiber cone bass/midrange	2-way dual channel in-ceiling system, 1" soft dome tweeter, 6" Blue Kevlar cone bass/midrange	2-way dual channel in ceiling system, 1" soft dome tweeter, 6" Black Glassfiber cone bass/midrange	Single driver in-ceiling system, 3" paper cone full-range
Power Handling	25 -130W	25 – 80W (per channel)	25 – 80W (per channel)	10 – 60W (per channel)
Frame Diameter	9.5" (240mm)	9.5" (240mm)	9.5" (240mm)	5.7" (146.5mm)
Cut-Out Diameter	8" (202mm)	8" (202mm)	8" (202mm)	4.5" (114.3mm)
Depth Behind Surface (.5" minimum wall)	4.8" (122mm)	4.8" (122mm)	4.8" (122mm)	3.4" (86.3mm)
Pre-Mount Kit	PMK C6*	PMK C6*	PMK C6*	PMK C3
Suggested Retail	\$25.00 EACH	\$25.00 EACH	\$25.00 EACH	\$25.00 EACH
Backbox	BB 6C	BB 6C	BB 6C	Integrated Backbox
Suggested Retail	\$100.00 EACH	\$100.00 EACH	\$100.00 EACH	CCM 632 fits in the BB6C for "fire-rated applications"

Square and round grilles included



Model	CWM 663	CWM 664	CWM 652
Suggested Retail	\$375.00 EACH	\$275.00 EACH	\$275.00 EACH
Description	2-way in-wall system, 1" Nautilus tube loaded aluminum dome tweeter, 6" Blue Kevlar cone bass/midrange	2-way in-wall system, 1" soft dome tweeter, 6" Black Glassfibre cone bass/midrange	2-way in-wall system, 1" Nautilus Tube loaded aluminum dome tweeter, 5" Blue Kevlar cone bass/midrange
Power Handling	25 – 150W	25 – 130W	25 – 100W
Frame Height	12.4" (315mm)	12.4" (315mm)	10.9" (264mm)
Frame Width	8.7" (221mm)	8.7" (221mm)	7.5" (191mm)
Cut-Out Height	10.9" (279mm)	10.9" (279mm)	8.9" (228mm)
Cut-Out Width	7.2" (183mm)	7.2" (183mm)	6.0" (153mm)
Depth Behind Surface (.5" minimum wall)	3.3" (84mm)	3.3" (84mm)	3.3" (84mm)
Pre-Mount Kit	PMK W6*	PMK W6*	PMK W5*
Suggested Retail	\$25.00 EACH	\$25.00 EACH	\$25.00 EACH
Backbox	BB 6W	BB 6W	BB 6W
Suggested Retail	\$100.00 EACH	\$100.00 EACH	\$100.00 EACH

**Note: PMKs are mandatory when BB 6C or BB 6W are used.*



CI 60 & CI 50 Systems

For detailed dimensions, DWG files
and other details please visit:
www.bwgroupsupport.com

CI 60 System *(sold separately)*

CCM 632 x 8

ISW 3

SA250 Mk2

 RKB-850

CI 60 System Retail: \$5,599



CI 50 System *(sold separately)*

CCM 632 x 6

ISW 3

SA250 Mk2

 RMB-1506

CI 50 System Retail: \$4,499



Note: This information is displayed to clarify CI 60 and CI 50 Systems.
RKB-D850 and RMB-1506 amplifiers are from Rotel. Learn more at rotel.com.
Models are priced and sold separately.



CI 300 Series

For detailed dimensions, DWG files and other details please visit: www.bwgroupsupport.com

			
Model	CCM 382	CCM 362	CWM 362
Suggested Retail	\$200.00 EACH	\$150.00 EACH	\$200.00 EACH
Description	2-way in-ceiling system 1" soft dome tweeter 8" polypropylene cone bass/midrange	2-way in-ceiling system 1" soft dome tweeter 6" polypropylene cone bass/midrange	2-way in-wall system 1" soft dome tweeter 6" polypropylene cone bass/midrange
Power Handling	80W	80W	80W
Frame Diameter	11.4" (290mm)	9.5" (240mm)	Height: 12.4" (315mm) Width: 8.7" (221mm)
Cut-Out Diameter	9.8" (249mm)	7.9" (200mm)	Height: 10.9" (275mm) Width: 7.2" (181mm)
Depth Behind Surface (.5" minimum wall)	3" (77mm)	2.7" (69mm)	2.5" (64mm)
Pre-Mount Kit	PMK C8	PMK C6	PMK W6
Suggested Retail	\$25.00 EACH	\$25.00 EACH	\$25.00 EACH
Backbox	BB 6C	BB 6C	BB 6W
Suggested Retail	\$100.00 EACH	\$100.00 EACH	\$100.00 EACH

			
Model	ISW 3	ISW 4	SA250 Mk2
Suggested Retail	\$1,000.00 EACH	\$800.00 EACH	\$1,000.00 EACH
Description	In-floor/wall/ceiling/millwork subwoofer 2 x 6.5" paper/Kevlar® cone bass drivers	In wall subwoofer system requires external rack-mount amplifier, 2 x 8" paper/Kevlar® cone bass drivers	250W Class D amplifier for use with ISW3 and ISW4. 2U rack-mountable. Black Finish.
Dimensions	Width: 13" (330mm) Length: 18.5" (470mm) Depth: 9.25" (235mm)	Height: 20.6" (524mm) Width: 11.6" (294mm) Depth Behind Surface (.5" wall): 3.4" (86mm) H 19.1" (485mm) x W 10" (255mm)	Height: 3.9" (100mm) Width: 16.9" (430mm) Depth: 12.7" (322mm)
Cut-Out Size	N/A		N/A
Electronics	SA250 MK2 (mandatory)	SA250 MK2 (mandatory)	Mandatory for ISW3 and ISW4
Back Box	N/A	ISW4BB	N/A
Suggested Retail	-	\$200.00	-

ISW4 now available in a thin-bezel design!

Note: ISW4BB is mandatory with ISW4

Note: SA250 Mk2 offers separate EQ positions for ISW-3 and ISW-4; has the ability to drive two ISW-3 or ISW-4; and mono summing input.

Note: PMKs are mandatory when BB 6C or BB 6W are used.



Contact Information

Links

bowers-wilkins.com

bwgroupusa.com

bwgroupsupport.com



facebook.com/BowersWilkins



[@bowerswilkins](https://twitter.com/bowerswilkins)



youtube.com/bowerswilkins



[bowerswilkins](https://www.instagram.com/bowerswilkins)

Bowers & Wilkins

B&W Group North America
54 Concord Street
North Reading, MA 01864-2699

Phone: (800) 370-3740 / (978) 664-2870
Service/Parts Fax: 800 681-0673
General Fax: (978) 664-4109

marketing@bwgroupusa.com
www.bowers-wilkins.com
www.bwgroupsupport.com
www.bwgroupusa.com