

# IKA 'OKU HU ATU KI TU'APULE'ANGA MEI TONGA

## Main fish species exported from Tonga



Habitat: Coral reef associated. Often seen close to sand or rubble patches. 2-30 m.  
Max. length: 120 cm.  
Food: mostly crustaceans, molluscs and urchins.

*Coris aygula*

Clown coral



Habitat: Usually lives in healthy coral reef areas. 1-70 m.  
Max. length: 40 cm.  
Food: sponges and other encrusting organisms.

*Pomacanthus imperator*

Sifisifi • Emperor angelfish

Habitat: Coral reef associated. Usually seen among branches of live coral. 1-10 m.  
Max. length: 9 cm.  
Food: mostly crustaceans.



*Neocirrhites armatus*


Flame hawkfish



Habitat: Open ocean. 0-85 m.  
Max. length and weight: 200 cm and 40 kg.  
Food: all forms of fish and zooplankton.

*Coryphaena hippurus*


Mahimahi • Common dolphinfish



Habitat: Open ocean. 0-250 m.  
Max. length and weight: 250 cm and 83 kg.  
Food: mostly fish and squid.

*Acanthocybium solandri*

Valu louniu • Wahoo



*Makaira mazara*


Hakula pulu • Indo-Pacific blue marlin



Habitat: Open ocean. 0-600 m.  
Max. length and weight: 130 cm and 45 kg.  
Food: mostly fish, squid and crustaceans.

*Thunnus alalunga*

'Alapakoa • Albacore



Habitat: Open ocean. 100-400 m.  
Max. length and weight: 200 cm and 270 kg.  
Food: mostly fish and squid.

*Lampris guttatus*

Sifisifi • Opah



Habitat: Open ocean. 0-250 m.  
Max. length and weight: 208 cm and 200 kg.  
Food: mostly fish, squid and crustaceans.


*Thunnus obesus*

Piki'ai • Bigeye tuna



*Thunnus albacares*


Takuo, kahi kahi (when small) • Yellowfin tuna



Habitat: Open ocean. 0-800 m.  
Max. length and weight: 450 cm and 536 kg.  
Food: mostly fish, crustaceans and squid.

*Xiphias gladius*

Hakula puaka • Swordfish



Habitat: Open ocean. 0-200 m.  
Max. length and weight: 420 cm and 440 kg.  
Food: mostly fish, crustaceans and squid.

*Tetrapturus audax*

Hakula matohitohi • Striped marlin

Habitat: Outer reef slopes and seamounts, close to rocky bottoms. 40-400 m, usually around 200 m.  
Max. length and weight: 90 cm and 9 kg.  
Food: mostly fish, shrimp, squid and zooplankton.



*Pristipomoides filamentosus*

Palu hina • Crimson jobfish



Habitat: Coral reef associated. 40-200 m.  
Max. length and weight: 100 cm and 12 kg.  
Food: mostly fish, squid and crustaceans.

*Aphareus rutilans*

Palu polosi • Rusty jobfish



Habitat: Coral reef associated. 0-150 m, but mostly close to surface.  
Max. length and weight: 90 cm and 10 kg.  
Food: mostly fish, crustaceans, squid and zooplankton.

*Aprion virescens*

'Utu • Green jobfish



Habitat: Outer reef slopes and seamounts. 80-370 m.  
Max. length and weight: 85 cm and 5 kg.  
Food: mostly fish and crustaceans.

*Epinephelus morrhua*

Ngatala • Comet grouper



Habitat: Outer reef slopes and seamounts. 80-310 m.  
Max. length and weight: 60 cm and 4 kg.  
Food: Mostly fish, squid and crustaceans.

*Paracaesio kusakarii*


Palu mutumutu • Saddle-back snapper



Habitat: Outer reef slopes and seamounts, close to rocky bottoms. 90-450 m, usually around 300 m.  
Max. length and weight: 90 cm and 17 kg.  
Food: mostly fish, squid and crustaceans.

*Etelis coruscans*

Palu kula, palu tavake • Flame snapper



Habitat: Outer reef slopes and seamounts. 90-450 m, usually around 300 m.  
Max. length and weight: 128 cm and 35 kg.  
Food: mostly fish, squid and crustaceans.

*Etelis carbunculus*

Palu malau • Ruby snapper



Habitat: Outer reef slopes and seamounts. 200-450 m.  
Max. length and weight: 170 cm and 80 kg.  
Food: mostly fish and crustaceans.

*Epinephelus octofasciatus*

Mohuafi • Convict grouper

