

# SPRING BROOK SUPPLY



**Portable Irrigation**



**Center Pivots**



**Crop Sprayers**




**Pumps and Power Units**



**Drainage**



**Filtration**



**Orchard Supplies**



**Drip Tubing**



**Drip Tape**

11291 Lakewood Blvd.  
Holland, MI 49424  
616-396-1956 • 877-396-1956  
Fax: 616-396-2040  
info@springbrooksupply.com

[www.springbrooksupply.com](http://www.springbrooksupply.com)

**Quality Product** - As you browse through our catalog you will quickly notice the outstanding line of manufacturers we have teamed up with. Together we can offer you a broad range of quality products. This catalog shows a large portion of commonly stocked items, but if you don't find what you're looking for, it doesn't mean we don't have it available. Let us know what you're interested in and we will do our best to fill the need.

**Dependable Service** - It's not just about selling you quality products... For us it's what happens before and after the sale that's important. When you have questions, we're here to help. You are important to us and we will do our best to service your needs. Our staff has a combined total of over 100 years in the irrigation, pump, and water treatment industries. We are confident we can supply you with the products you need and service you can depend on.

**Customer Satisfaction** - Our best advertising has always been word of mouth. Every year we've grown with the help of customers who patronize our business. Making sure you are satisfied is a big part of our mission. Spring Brook Supply, a family owned business since 1981, has and will continue to work hard at earning your business. Give us the opportunity to deliver the products, service, and satisfaction you deserve.

---

## TERMS & CONDITIONS

**WHEN ORDERING BY PHONE** - To save time please have part number, quantity, and description noted prior to calling. If no account has been previously established please have your credit card ready. We accept Visa, Mastercard, and Discover cards.

**MINIMUM ORDER** - On any credit card is \$25.00

**HANDLING CHARGE** - All orders will have a handling charge of \$4.00

**SHIPPING CHARGE** - Shipping costs vary depending on carrier type, weight, and quantity of items shipped and are subject to an insurance charge.

**PRODUCT AND PRICING** - Availability is subject to change without notice. Not all items are for immediate shipment, some items are directly shipped from the manufacturer. Some items may have a minimum order requirement.

**FAXING OR E-MAIL** - Orders will be confirmed prior to shipment. Please give complete address and ZIP CODE (Use street or highway address). Some orders cannot be sent to P.O. Box numbers. State shipping preference, United Parcel or Truck.

**ACCEPTANCE** - All orders are subject to the acceptance of Spring Brook Supply Inc. Possession of catalogues and price sheets does not constitute an offer to sell, or continue discount.

**RETURNS** - No merchandise may be returned without prior written authorization from Spring Brook Supply Inc. All returned items must be accompanied by invoice number and date of original purchase. All returned items, except those which prove defective, shall be subject to a 20% restocking charge. Defective material shall be exchanged or credited as per the individual manufacturers guidelines.

**LOSS OR DAMAGE** - Spring Brook Supply is not responsible for loss or damage sustained in transit. Claims should be made promptly against the carrier by the purchaser.

**WARRANTY** - Spring Brook Supply extends no warranties beyond the expressed warranties extended by the individual manufacturer.

**PAST DUE ACCOUNTS** - \$4.00 minimum service charge, 1-1/2% per month or 18% annual finance charge. NSF checks will be charged \$31.00.



**Toll Free 877-396-1956**  
**Fax 616-396-2040**  
**[www.springbrooksupply.com](http://www.springbrooksupply.com)**

# Index

## Manufacturer's Index

|                                    |          |                                      |                   |                                    |                       |
|------------------------------------|----------|--------------------------------------|-------------------|------------------------------------|-----------------------|
| Accu-Tab . . . . .                 | 44       | Febco . . . . .                      | 40                | Paige Wire . . . . .               | 39                    |
| Ag Sense . . . . .                 | 36       | Great Lakes Suction Filter . . . . . | 62                | Pierce / Fresno Fittings . . . . . | 46,86-93              |
| Agri-Inject . . . . .              | 43       | Gorman Rupp . . . . .                | 60                | Pro Products . . . . .             | 45                    |
| Amiad Filtration Systems . . . . . | 48,49    | Haviland Drainage Products . . . . . | 82,83,84          | Protek Specialty Co. . . . .       | 63                    |
| Antelco . . . . .                  | 21       | Hasegawa Ladder . . . . .            | 104               | Rain Bird - Ag . . . . .           | 4-6,20,22,23,30-32,85 |
| Armada Technologies . . . . .      | 38,106   | Hickok Loppers . . . . .             | 103               | Rain Bird - Turf . . . . .         | 2,3,27                |
| Banjo Corporation . . . . .        | 57       | Hydro-Rain . . . . .                 | 34                | Reed Manufacturing . . . . .       | 68                    |
| Berkeley Pumps . . . . .           | 58,59    | IACO . . . . .                       | 95                | Rinieri . . . . .                  | 101                   |
| Berthoud Sprayers . . . . .        | 97       | Irrrometer . . . . .                 | 36                | Riverscreen Inc. . . . .           | 62                    |
| Big Foot Manufacturing . . . . .   | 62       | Jain Irrigation Systems . . . . .    | 17,18,20,21,24,47 | Senninger Irrigation . . . . .     | 25                    |
| Blue-White Industries . . . . .    | 41       | John Deere . . . . .                 | 61                | Spears Manufacturing . . . . .     | 67,71-77              |
| Cadman Power Equipment . . . . .   | 14,15,63 | K-Rain . . . . .                     | 33                | Sta-Rite / Pentair . . . . .       | 54,55,56,57           |
| Centenial Plastics . . . . .       | 66       | Kiddie Fire/Angus Armour . . . . .   | 18                | Strataflo Products . . . . .       | 52                    |
| CDS John-Blue Company . . . . .    | 41       | Kifco/Ag-Rain . . . . .              | 12,13             | Sure-Flo Fittings . . . . .        | 64,65                 |
| Caprari Pump . . . . .             | 60       | Komet Irrigation . . . . .           | 10                | Tallman Ladders . . . . .          | 104                   |
| Cornell Pump . . . . .             | 60       | Kuriyama Corporation . . . . .       | 18,80             | Teejet Technologies . . . . .      | 100                   |
| Cima . . . . .                     | 98,99    | Line Blaster . . . . .               | 44                | T-L Irrigation . . . . .           | 11                    |
| Corona Tools . . . . .             | 69,102   | Matco-Norca . . . . .                | 26                | Toro - Ag . . . . .                | 16-20,28,29           |
| Cresline Plastic Pipe Co. . . . .  | 66       | Mazzei Injector Company . . . . .    | 42                | V-Rain . . . . .                   | 7,17                  |
| Cummins . . . . .                  | 61       | Mix-Rite Injectors . . . . .         | 43                | Vu-Flow Filters . . . . .          | 51                    |
| Cycle Stop Valves® Inc. . . . .    | 51       | Montana Sprayers . . . . .           | 96                | Water-Right . . . . .              | 50                    |
| Davis Instruments . . . . .        | 37       | Munro Pump . . . . .                 | 53                | Weathermatic . . . . .             | 35                    |
| Decco Postharvest . . . . .        | 105      | Murphy Industries . . . . .          | 61                | HN Webster . . . . .               | 95                    |
| Dekorra Products . . . . .         | 27       | NDS/Flo-Control . . . . .            | 27,70,85          | Wells & Wade . . . . .             | 103                   |
| Dixon Valve & Coupling . . . . .   | 79,81    | Nelson Irrigation . . . . .          | 7,8,9             | Wilkins . . . . .                  | 40                    |
|                                    |          | Newby Rubber . . . . .               | 94                |                                    |                       |

## Index by Description

|  |                   |                                |             |                                      |                   |
|--|-------------------|--------------------------------|-------------|--------------------------------------|-------------------|
| Air Vents . . . . .                    | 8,29              | Hose Fittings . . . . .        | 19,79       | Spray Nozzles . . . . .              | 23,100            |
| Backflow Preventers . . . . .          | 40,93             | Injectors . . . . .            | 41,42,43    | Sprayers & Components . . . . .      | 96-100            |
| Bird Deterrents . . . . .              | 106               | Travellers . . . . .           | 12,13,14,15 | Sprinklers-Gear Drives . . . . .     | 2,3               |
| Camlock Fittings . . . . .             | 79                | Joint Compound . . . . .       | 52          | Sprinklers-Impacts . . . . .         | 3-7               |
| Center Pivots . . . . .                | 11                | Moisture Sensors . . . . .     | 34,35,36    | Sprinklers-Big Guns . . . . .        | 9,10              |
| Check Valves . . . . .                 | 52,70,93          | Pipe-Polyethylene . . . . .    | 17,20,66    | Sprinklers-Rotators . . . . .        | 7,8,25            |
| Chemigation . . . . .                  | 41-45             | Pipe-PVC . . . . .             | 66,82       | Sprinklers-Sprays . . . . .          | 23                |
| Clamps . . . . .                       | 18,81,93          | Pressure Gauges . . . . .      | 52,61       | Steel Weld Fittings . . . . .        | 86                |
| Controllers . . . . .                  | 28,30,31,33,34,35 | Pressure Regulators . . . . .  | 22,25,51,52 | Suction Fittings . . . . .           | 62-65             |
| Diesel Engines . . . . .               | 61                | Pressure Tanks . . . . .       | 57          | Suction Screens/Filters . . . . .    | 52,62,64,65,79    |
| Drainage . . . . .                     | 82-85             | Primer . . . . .               | 63          | Tapes . . . . .                      | 39                |
| Drip Emitters . . . . .                | 23,24             | Pump Accessories . . . . .     | 31,52,59,61 | Tools . . . . .                      | 18,21,38,39,68,69 |
| Drip Fittings . . . . .                | 18,21,22,23,24    | Pump-Electric . . . . .        | 53-56,58,60 | Tripod Ladders . . . . .             | 104               |
| Drip Tube & Tape . . . . .             | 16,17,20,22       | Pump-Gas . . . . .             | 57          | Valve Boxes . . . . .                | 27                |
| Electrical Testing Equipment . . . . . | 38                | Pump-Hand Primers . . . . .    | 63          | Valves-Ball . . . . .                | 26                |
| Epoxy Coated Fittings . . . . .        | 87,88             | Pump-Injection . . . . .       | 41,43       | Valves-Butterfly . . . . .           | 8,26              |
| Filters . . . . .                      | 19,46-49,51,62    | Pruning Tools . . . . .        | 102-103     | Valves-Electric . . . . .            | 8,29,32,33        |
| Galvanized Pipe Nipples . . . . .      | 78                | PVC Repair Couplings . . . . . | 70          | Valves-Gate . . . . .                | 26                |
| Gaskets-Flange . . . . .               | 93,94             | PVC Nipples . . . . .          | 78          | Valves-Quick Coupler . . . . .       | 32,95             |
| Gaskets-Pipe . . . . .                 | 93,94             | PVC Sch. 40 Fittings . . . . . | 71-75       | Water Treatment . . . . .            | 44,45,50          |
| Gaskets-Suction . . . . .              | 65                | PVC Sch. 80 Fittings . . . . . | 76-77       | Well Screens & Accessories . . . . . | 52                |
| Harvesting Bags/Buckets . . . . .      | 103               | Ringlock Fittings . . . . .    | 89          | Wire and Connectors . . . . .        | 39                |
| Hook & Latch Fittings . . . . .        | 90,91,92          | Rock Enclosures . . . . .      | 27          | Weather Station . . . . .            | 37                |
| Hose . . . . .                         | 17,18,80          | Saddles . . . . .              | 70          |                                      |                   |
|  |                   | Solvents & Sealants . . . . .  | 52,67,105   | Friction Loss Charts . . . . .       | 107-109           |
|  |                   |                                |             | MI Tax Exemption Form . . . . .      | 110               |
|  |                   |                                |             | Credit Application Forms . . . . .   | 111,112           |



**Toll Free 877-396-1956**  
**Fax 616-396-2040**  
**www.springbrooksupply.com**

# Rain Bird Rotors

Rain Bird Rotor Sprinklers set the standard for durability, and come stocked with features which ensure reliable performance. There's a Rain Bird rotor for every application -- for low pressure and steep slopes, in high wind areas, with non-potable water, even areas where vandalism could be a problem. Choose Rain Bird rotors to get the job done, and get the results you're seeking.

## 5000 Series



### Features:

- 5000, 5000 Plus and 5000 Plus PRS Series Rotors are available in 4", 6", 12", Shrub, and Stainless Steel (5000 Plus/5000 Plus PRS 4" & 6" only) models.
- The 5000 Plus features a Flow Shut-Off device to stop the flow of water to a particular head while the system is still in operation.
- Slip clutch mechanism for quick adjustment on installation.
- Heavy-duty retract spring assures positive pop-down.
- Top-adjust arc adjustment requiring only a flat-blade screwdriver.
- 40 - 360° arc rotation and reversing full circle rotation in one.
- Pressure-activated multi-function wiper seal protects internals from debris and assures positive pop-up and retraction.
- Five-year trade warranty.
- Optional stainless steel riser helps deter vandalism on public turf areas (4" and 6" 5000 Plus / 5000 Plus PRS only)
- Optional Seal-A-Matic (SAM) check valve which prevents water from pooling at the base of slopes or hillsides.
- Optional Pressure Regulating Stem (PRS) which regulates pressure at the head, assuring optimum performance.

### Specifications:

- Precipitation rate: 0.20 to 1.01 inches per hour
- Radius: 25 to 50 feet
- Radius may be reduced up to 25% with radius reduction screw
- Pressure: 25-65 psi
- Flow Rate: 0.73 to 9.63 gpm

| Part Number | Description          |
|-------------|----------------------|
| RB5000S     | Shrub Head           |
| RB5004PC    | Standard Part Circle |
| RB5004FC    | Standard Full Circle |
| RB5012PC    | 12" Part Circle      |

### 5000/5000 Plus Nozzle Performance

| Pressure PSI | Nozzle | Radius Ft. | Flow gpm | Precipitation Rate <sup>▲</sup> |       |
|--------------|--------|------------|----------|---------------------------------|-------|
|              |        |            |          | In/Hr                           | In/Hr |
| 25           | 1.5    | 33         | 1.12     | 0.20                            | 0.23  |
|              | 2.0    | 35         | 1.50     | 0.24                            | 0.27  |
|              | 2.5    | 35         | 1.81     | 0.28                            | 0.33  |
|              | 3.0    | 36         | 2.26     | 0.34                            | 0.39  |
|              | 4.0    | 37         | 2.91     | 0.41                            | 0.47  |
|              | 5.0    | 39         | 3.72     | 0.47                            | 0.54  |
|              | 6.0    | 39         | 4.25     | 0.54                            | 0.62  |
|              | 8.0    | 36         | 5.90     | 0.88                            | 1.01  |
| 35           | 1.5    | 34         | 1.35     | 0.22                            | 0.26  |
|              | 2.0    | 36         | 1.81     | 0.27                            | 0.31  |
|              | 2.5    | 37         | 2.17     | 0.34                            | 0.35  |
|              | 3.0    | 38         | 2.71     | 0.36                            | 0.42  |
|              | 4.0    | 40         | 3.50     | 0.42                            | 0.49  |
|              | 5.0    | 41         | 4.47     | 0.51                            | 0.59  |
|              | 6.0    | 43         | 5.23     | 0.54                            | 0.63  |
|              | 8.0    | 43         | 7.06     | 0.74                            | 0.85  |
| 45           | 1.5    | 35         | 1.54     | 0.24                            | 0.28  |
|              | 2.0    | 37         | 2.07     | 0.29                            | 0.34  |
|              | 2.5    | 37         | 2.51     | 0.35                            | 0.41  |
|              | 3.0    | 40         | 3.09     | 0.37                            | 0.43  |
|              | 4.0    | 42         | 4.01     | 0.44                            | 0.51  |
|              | 5.0    | 45         | 5.09     | 0.48                            | 0.56  |
|              | 6.0    | 46         | 6.01     | 0.55                            | 0.63  |
|              | 8.0    | 47         | 8.03     | 0.70                            | 0.81  |

| Pressure PSI | Nozzle | Radius Ft. | Flow gpm | Precipitation Rate |         |
|--------------|--------|------------|----------|--------------------|---------|
|              |        |            |          | In/Hr □            | In/Hr ▲ |
| 55           | 1.5    | 35         | 1.71     | 0.27               | 0.31    |
|              | 2.0    | 37         | 2.30     | 0.32               | 0.37    |
|              | 2.5    | 37         | 2.76     | 0.39               | 0.45    |
|              | 3.0    | 40         | 3.47     | 0.42               | 0.48    |
|              | 4.0    | 42         | 4.44     | 0.48               | 0.56    |
|              | 5.0    | 45         | 5.66     | 0.54               | 0.62    |
|              | 6.0    | 47         | 6.63     | 0.58               | 0.67    |
|              | 8.0    | 50         | 8.86     | 0.68               | 0.79    |
| 65           | 1.5    | 34         | 1.86     | 0.31               | 0.36    |
|              | 2.0    | 35         | 2.52     | 0.40               | 0.46    |
|              | 2.5    | 37         | 3.01     | 0.42               | 0.49    |
|              | 3.0    | 40         | 3.78     | 0.45               | 0.53    |
|              | 4.0    | 42         | 4.83     | 0.53               | 0.61    |
|              | 5.0    | 45         | 6.16     | 0.59               | 0.68    |
|              | 6.0    | 48         | 7.22     | 0.60               | 0.70    |
|              | 8.0    | 50         | 9.63     | 0.74               | 0.86    |



# Rainbird Plastic Impact Sprinklers & K-Rain Rotors

Rain Bird Plastic Impact Sprinklers were designed for a variety of uses where full circle sprinklers should not over-throw water into restricted areas. The body, arm, bearing sleeve and nipple are made of durable Delrin Plastic.

## 2045-PJ Maxi



### Features:

- 1/2" male NPT, plastic inlet bearing
- 23deg Trajectory Standard
- Operates from 25 - 60 psi
- Full or part circle operation
- Integral straightening vane for greater distance
- Plastic Quick Fit nozzles
- Two year Customer satisfaction Policy



| Part Number | Description          |
|-------------|----------------------|
| 2045PJAG    | Maxi Paw Impact Only |
| 2045A08     | Maxi Paw in Canister |

| PSI @ Nozzle | Quick Fit Nozzle Size |     |             |     |              |     |              |     |             |     |
|--------------|-----------------------|-----|-------------|-----|--------------|-----|--------------|-----|-------------|-----|
|              | 3/32" Red             |     | 7/64" Black |     | 1/8"*** Blue |     | 5/32" Yellow |     | 3/16" Beige |     |
|              | Rad.                  | GPM | Rad.        | GPM | Rad.         | GPM | Rad.         | GPM | Rad.        | GPM |
| 25           | -                     | -   | 32          | 2.2 | 35           | 2.8 | 38           | 4.2 | 39          | 5.5 |
| 35           | 37                    | 2.0 | 37          | 2.7 | 38           | 3.3 | 41           | 4.8 | 42          | 6.3 |
| 45           | 38                    | 2.3 | 39          | 3.0 | 40           | 3.7 | 42           | 5.4 | 44          | 7.1 |
| 55           | 38                    | 2.5 | 41          | 3.3 | 41           | 4.1 | 43           | 6.0 | 45          | 7.9 |
| 60           | 38                    | 2.6 | 41          | 3.5 | 41           | 4.2 | 44           | 6.4 | 45          | 8.4 |

\*\*Assembled Spinklers come with blue 1/8" nozzle

K Rain Super Pro Rotor Sprinklers with Intelligent Flow Technology and patented Flow Control allows the reduction of distance while simultaneously and proportionately reducing the flow rate down 50%. Water savings of up to 30% or more is achievable with this innovative feature.

## K-Rain Rotor



### Specifications:

- Inlet: 3/4" NPT thread
- Arc Adjustment: 40 - Continuous 360 degrees
- Flow Range: .5-9.5 gpm
- Pressure Range: 20-70 psi
- Precipitation Rate: .21 - 1.17 inch per hour
- Recommended spacing: 28' - 44'
- Radius: 26' - 49'
- Trajectory: 26 degrees

| Part Number | Description              |
|-------------|--------------------------|
| KR10003     | Super Pro 6" Rotor       |
| KR10003-HP  | Super Pro 12" Rotor      |
| KR10003-CV  | Super Pro w/ Check Valve |
| KR10003-SH  | Super Pro Shrub Head     |

### Features:

- Revolutionary Patented Easy Arc Set - Simplified arc set allows for wet or dry adjustment in seconds.
- 2N1 Adjustable or Continuous Rotation - Provides a full range of adjustment from 40deg-360deg.
- Patented Arc Set Degree Markings - Clearly indicates current watering pattern, simplifies arc set adjustment.
- Arc Memory Clutch - Prevents internal gear damage and returns rotor to its prior setting automatically if nozzle turret is forced out of adjustment.
- Time proven patented reversing mechanism - Assures continuous reverse and return.
- Ratcheting riser - Allows for easy adjustment of your left starting position with a simple turn.
- Rubber Cover - Seals out dirt ad increases product durability.
- Rugged Stainless Steel Spring - .093 gauge 302 stainless steel spring extends the life of rotor.
- Optional Check Valve - Prevents low head drainage.



### 10003 SuperPro Nozzle Performance

| Pressure PSI | Nozzle | Radius Ft. | Flow gpm | Precipitation Rate |       |
|--------------|--------|------------|----------|--------------------|-------|
|              |        |            |          | In/Hr              | In/Hr |
| 30           | 1.0    | 33         | 1.2      | 0.21               | 0.25  |
|              | 1.5    | 34         | 1.5      | 0.22               | 0.26  |
|              | 2.0    | 35         | 1.8      | 0.28               | 0.33  |
|              | 2.5    | 36         | 2.5      | 0.35               | 0.41  |
|              | 3.0    | 36         | 3.0      | 0.45               | 0.51  |
|              | 4.0    | 37         | 4.0      | 0.56               | 0.65  |
|              | 5.0    | 38         | 4.8      | 0.68               | 0.78  |
| 40           | 6.0    | 40         | 6.0      | 0.72               | 0.83  |
|              | 1.0    | 33         | 1.3      | 0.23               | 0.27  |
|              | 1.5    | 34         | 1.8      | 0.25               | 0.29  |
|              | 2.0    | 35         | 2.2      | 0.35               | 0.40  |
|              | 2.5    | 37         | 3.0      | 0.40               | 0.46  |
|              | 3.0    | 38         | 3.4      | 0.48               | 0.55  |
|              | 4.0    | 39         | 4.5      | 0.57               | 0.66  |
| 50           | 5.0    | 40         | 5.6      | 0.75               | 0.86  |
|              | 6.0    | 41         | 6.8      | 0.78               | 0.99  |
|              | 1.0    | 33         | 1.5      | 0.27               | 0.31  |
|              | 1.5    | 36         | 2.0      | 0.28               | 0.32  |
|              | 2.0    | 37         | 2.6      | 0.39               | 0.45  |
|              | 2.5    | 38         | 3.4      | 0.41               | 0.47  |
|              | 3.0    | 38         | 4.0      | 0.53               | 0.62  |
| 50           | 4.0    | 39         | 5.2      | 0.66               | 0.76  |
|              | 5.0    | 41         | 6.5      | 0.74               | 0.86  |
|              | 6.0    | 42         | 7.5      | 0.82               | 0.95  |

# Rain Bird Impacts

## 20JH Full Circle Impact



Widely used on all types of solid set systems, on center pivots, and in general field applications because of its construction and reliability. Excellent performance in low to medium application rates.

Part # 20JH

| PSI @ Nozzle | 1/8" |      | 9/64" |      | 5/32" |      |
|--------------|------|------|-------|------|-------|------|
|              | Rad. | GPM  | Rad.  | GPM  | Rad.  | GPM  |
| 35           | 38   | 2.68 | 39    | 3.39 | 39    | 4.19 |
| 40           | 39   | 2.86 | 40    | 3.62 | 39    | 4.47 |
| 45           | 39   | 3.03 | 40    | 3.84 | 40    | 4.73 |
| 50           | 39   | 3.20 | 40    | 4.05 | 40    | 5.00 |
| 55           | 40   | 3.35 | 40    | 4.24 | 40    | 5.23 |
| 60           | 40   | 3.50 | 41    | 2.43 | 41    | 5.47 |



## 30FH Full Circle Impact



The 30FH is designed for general field use, seeing widespread application in solid set and hand moved systems on row crops. Can be used with a single drive nozzle and plug or dually with drive nozzle and spreader nozzle. The 30FH is the fastest rotating sprinkler within the 30 Series Impacts and is excellent for frost protection.

Part # 30FH LESS NOZZLE

| PSI @ Nozzle | NOZZLE SIZE |      |       |      |        |      |       |      |
|--------------|-------------|------|-------|------|--------|------|-------|------|
|              | 9/64"       |      | 5/32" |      | 11/64" |      | 3/16" |      |
|              | Rad.        | GPM  | Rad.  | GPM  | Rad.   | GPM  | Rad.  | GPM  |
| 35           | 41          | 3.40 | 43    | 4.20 | 45     | 5.10 | 47    | 6.00 |
| 40           | 41          | 3.60 | 44    | 4.50 | 46     | 5.40 | 48    | 6.40 |
| 45           | 42          | 3.80 | 44    | 4.70 | 46     | 5.70 | 49    | 6.80 |
| 50           | 42          | 4.10 | 45    | 5.00 | 47     | 6.10 | 50    | 7.20 |
| 55           | 43          | 4.20 | 45    | 5.20 | 48     | 6.30 | 50    | 7.60 |
| 60           | 43          | 4.40 | 46    | 5.50 | 48     | 6.60 | 51    | 7.90 |
| 65           | 44          | 4.60 | 46    | 5.80 | 49     | 6.90 | 51    | 8.20 |
| 70           | 44          | 4.80 | 47    | 5.90 | 49     | 7.20 | 52    | 8.50 |
| 75           | 45          | 5.00 | 47    | 6.10 | 50     | 7.40 | 52    | 8.80 |
| 80           | 45          | 5.10 | 48    | 6.30 | 50     | 7.70 | 53    | 9.10 |

## 70CH Full Circle Impact



The 70CHW is designed for general field use and for use on mechanically moved systems, especially center pivot machines. Comes standard with a no-clog straightening vane to ensure excellent performance, even in extreme winds. Add an optional rear spreader nozzle in situations requiring additional short range coverage.

Part # 70CHW

| PSI @ Nozzle | NOZZLE SIZE |       |      |       |       |       |       |       |        |       |      |       |        |       |
|--------------|-------------|-------|------|-------|-------|-------|-------|-------|--------|-------|------|-------|--------|-------|
|              | 7/32"       |       | 1/4" |       | 9/32" |       | 5/16" |       | 11/32" |       | 3/8" |       | 13/32" |       |
|              | Rad.        | GPM   | Rad. | GPM   | Rad.  | GPM   | Rad.  | GPM   | Rad.   | GPM   | Rad. | GPM   | Rad.   | GPM   |
| 40           | 57          | 8.80  | 60   | 11.50 | 62    | 14.60 | 65    | 17.70 | 66     | 21.10 | 68   | 24.40 | 70     | 28.50 |
| 45           | 58          | 9.40  | 61   | 12.20 | 64    | 15.50 | 66    | 18.90 | 68     | 22.50 | 70   | 26.00 | 72     | 30.40 |
| 50           | 59          | 9.90  | 62   | 12.90 | 65    | 16.30 | 68    | 20.00 | 70     | 23.80 | 71   | 27.50 | 73     | 32.30 |
| 55           | 60          | 10.40 | 63   | 13.60 | 66    | 17.20 | 70    | 21.00 | 71     | 25.00 | 73   | 29.10 | 75     | 34.00 |
| 60           | 61          | 10.90 | 64   | 14.20 | 67    | 18.00 | 71    | 22.00 | 73     | 26.20 | 74   | 30.60 | 77     | 35.70 |
| 65           | 62          | 11.40 | 65   | 14.80 | 68    | 18.80 | 72    | 23.00 | 74     | 27.40 | 76   | 32.00 | 78     | 37.30 |
| 70           | 63          | 11.80 | 66   | 15.40 | 70    | 19.50 | 73    | 23.90 | 76     | 28.50 | 77   | 33.20 | 79     | 38.90 |
| 75           | 64          | 12.20 | 67   | 16.00 | 71    | 20.30 | 74    | 24.80 | 77     | 29.60 | 78   | 34.50 | 81     | 40.40 |
| 80           | 65          | 12.60 | 68   | 16.50 | 72    | 20.90 | 75    | 25.70 | 78     | 30.60 | 80   | 35.70 | 82     | 41.80 |

## 80EHD Full Circle Impact



The 80EHD are useful in a wide variety of applications such as horse pastures, paddocks, arenas, feedlots, dust control, sod farms, or any other application requiring the performance of a 1-1/4" sprinkler. No-clog straightening vane assures excellent coverage in the wind.

Part # 80EWSHD

| PSI @ Nozzle | NOZZLE SIZE |       |       |       |        |       |      |       |        |       |       |       |      |       |  |  |
|--------------|-------------|-------|-------|-------|--------|-------|------|-------|--------|-------|-------|-------|------|-------|--|--|
|              | 3/8"        |       | 7/16" |       | 15/32" |       | 1/2" |       | 17/32" |       | 9/16" |       | 5/8" |       |  |  |
|              | Rad.        | GPM   | Rad.  | GPM   | Rad.   | GPM   | Rad. | GPM   | Rad.   | GPM   | Rad.  | GPM   | Rad. | GPM   |  |  |
| 40           | 71          | 25.80 | 77    | 33.90 | 80     | 38.50 | 83   | 42.90 | 83     | 47.20 | 86    | 53.70 | 86   | 65.40 |  |  |
| 45           | 73          | 27.40 | 79    | 36.00 | 82     | 40.80 | 85   | 45.60 | 88     | 50.10 | 90    | 57.10 | 92   | 69.50 |  |  |
| 50           | 75          | 28.90 | 81    | 38.00 | 84     | 43.10 | 87   | 48.10 | 90     | 52.90 | 94    | 60.20 | 95   | 73.30 |  |  |
| 55           | 77          | 30.30 | 83    | 39.70 | 86     | 45.30 | 89   | 50.30 | 92     | 55.60 | 96    | 63.20 | 99   | 77.30 |  |  |
| 60           | 79          | 30.80 | 86    | 41.60 | 88     | 47.40 | 91   | 53.00 | 94     | 58.80 | 97    | 65.50 | 101  | 80.10 |  |  |
| 65           | 81          | 32.00 | 87    | 43.30 | 90     | 49.90 | 93   | 55.30 | 96     | 61.20 | 99    | 69.40 | 102  | 84.40 |  |  |
| 70           | 83          | 33.30 | 89    | 45.10 | 91     | 51.40 | 94   | 57.50 | 98     | 63.50 | 101   | 72.20 | 104  | 87.80 |  |  |
| 75           | 84          | 34.50 | 90    | 46.80 | 93     | 53.30 | 96   | 59.60 | 99     | 65.80 | 102   | 74.90 | 105  | 91.00 |  |  |
| 80           | 86          | 35.70 | 92    | 48.40 | 94     | 55.10 | 97   | 61.60 | 101    | 68.10 | 104   | 77.50 | 107  | 94.10 |  |  |

# Rain Bird Impacts

## 25BPJ-FP-ADJ Part Circle Impact

Designed for a variety of uses where full circle sprinklers should not overthrow water into restricted areas. Used for such applications on Orchards, Vineyards, Row Crops, Permanent Systems, Solid Set Systems and for end-of-the line/edge-of-field positions.



Part # 25BPJFPADJ

| PSI @ Nozzle | NOZZLE SIZE |           |       |      |
|--------------|-------------|-----------|-------|------|
|              | 9/64"       |           | 5/32" |      |
|              | 106160-09   | 105842-10 | Rad.  | GPM  |
| 30           | 38          | 3.10      | 39    | 3.80 |
| 35           | 38          | 3.40      | 39    | 4.10 |
| 40           | 39          | 3.60      | 40    | 4.40 |
| 45           | 39          | 3.80      | 40    | 4.70 |
| 50           | 40          | 4.00      | 41    | 5.00 |



## 35A-TNT Part Circle Impact

Used in a wide range of applications. Adjustable trip slip pin converts the sprinkler from part circle to full circle operation. Models are available with keyhole, straight bore, adjustable pin and distance control style nozzles. Used primarily on Row Crops, Field Crops, Wheel Line Systems, Permanent Systems, Solid Systems, and end-of-line/edge-of-field positions.




Part # 35A-PJDA

| PSI @ Nozzle | NOZZLE SIZE |           |           |      |       |      |     |
|--------------|-------------|-----------|-----------|------|-------|------|-----|
|              | 5/32"       |           | 11/64"    |      | 3/16" |      |     |
|              | 100328-10   | 100328-11 | 100328-12 | Rad. | GPM   | Rad. | GPM |
| 30           | 42          | 3.90      | 43        | 4.60 | 44    | 5.50 |     |
| 35           | 43          | 4.20      | 44        | 5.00 | 46    | 6.00 |     |
| 40           | 44          | 4.50      | 45        | 5.40 | 47    | 6.40 |     |
| 45           | 44          | 4.70      | 46        | 5.70 | 48    | 6.80 |     |
| 50           | 45          | 5.00      | 47        | 6.00 | 49    | 7.20 |     |
| 55           | 45          | 5.20      | 48        | 6.30 | 50    | 7.50 |     |
| 60           | 46          | 5.40      | 48        | 6.60 | 51    | 7.80 |     |

## 65PJ Part Circle Impact

Has a wide range of applications. Added versatility comes from an adjustable trip slip-pin that converts the sprinkler to full circle applications. The PJ precision jet arm eliminates side splash.



Part # 65PJ TNT ADJUSTA

| PSI @ Nozzle | NOZZLE SIZE |          |
|--------------|-------------|----------|
|              | 1/4"        |          |
|              | 100385-16   | Rad. GPM |
| 50           | 57          | 12.90    |
| 55           | 57          | 13.60    |
| 60           | 58          | 14.20    |
| 65           | 62          | 14.80    |
| 70           | 63          | 15.40    |
| 75           | 64          | 16.00    |
| 80           | 65          | 16.50    |



## 85EHD Part Circle Impact

The 85EHD Tough Bird® Impact Sprinkler has a wide range of uses but are widely used as end guns on center pivot machines. All models have an improved bearing with features similar to Rain Bird's superior "H" bearing. Common applications include Field Crops, Row Crops, Vegetables, Pivots & Linears, Permanent Systems, Solid Set Systems and Portable Systems.



Part # 85EHD

| PSI @ Nozzle | NOZZLE SIZE |           |           |           |           |           |           |       |        |       |       |       |      |       |     |  |
|--------------|-------------|-----------|-----------|-----------|-----------|-----------|-----------|-------|--------|-------|-------|-------|------|-------|-----|--|
|              | 3/8"        |           | 7/16"     |           | 15/32"    |           | 1/2"      |       | 17/32" |       | 9/16" |       | 5/8" |       |     |  |
|              | 103043-24   | 103043-28 | 103043-30 | 103043-32 | 103043-34 | 103043-36 | 103043-40 | Rad.  | GPM    | Rad.  | GPM   | Rad.  | GPM  | Rad.  | GPM |  |
| 40           | 71          | 25.80     | 77        | 33.90     | 80        | 38.50     | 83        | 42.90 | 83     | 47.20 | 86    | 53.70 | 86   | 65.40 |     |  |
| 45           | 73          | 27.40     | 79        | 36.00     | 82        | 40.80     | 85        | 45.60 | 88     | 50.10 | 90    | 57.10 | 92   | 69.50 |     |  |
| 50           | 75          | 28.90     | 81        | 38.00     | 84        | 43.10     | 87        | 48.10 | 90     | 52.90 | 94    | 60.20 | 95   | 73.30 |     |  |
| 55           | 77          | 30.30     | 83        | 39.70     | 86        | 45.30     | 89        | 50.30 | 92     | 55.60 | 96    | 63.20 | 99   | 77.30 |     |  |
| 60           | 79          | 30.80     | 86        | 41.60     | 88        | 47.40     | 91        | 53.00 | 94     | 58.80 | 97    | 65.50 | 101  | 80.10 |     |  |
| 65           | 81          | 32.00     | 87        | 43.30     | 90        | 49.90     | 93        | 55.30 | 96     | 61.20 | 99    | 69.40 | 102  | 84.40 |     |  |
| 70           | 83          | 33.30     | 89        | 45.10     | 91        | 51.40     | 94        | 57.50 | 98     | 63.50 | 101   | 72.20 | 104  | 87.80 |     |  |
| 75           | 84          | 34.50     | 90        | 46.80     | 93        | 53.30     | 96        | 59.60 | 99     | 65.80 | 102   | 74.90 | 105  | 91.00 |     |  |
| 80           | 86          | 35.70     | 92        | 48.40     | 94        | 55.10     | 97        | 61.60 | 101    | 68.10 | 104   | 77.50 | 107  | 94.10 |     |  |



Toll Free 877-396-1956  
 Fax 616-396-2040  
 www.springbrooksupply.com

# Rain Bird Plastic Impacts

## LF2400 Sprinkler

Built rugged to withstand the harsh conditions in agricultural applications, Rain Bird LF Series Sprinklers combine the advantages of an impact sprinkler with stream height flexibility and precise uniform water distribution.



- Nozzles & deflectors are color coded for easy identification and snap in place for easy replacement
- Assembly/Disassembly requires no tools
- Anti-theft options available



- Edge guard provides users the ability to keep water out of roads, walkways, or the end of the field by directing water back into the desired area



- Splash guard allows users to change or clean nozzles without getting soaked

**New expanded flow rates and 5-year extended warranty!**

| Deflector                    | Nozzle                      | Stream Height (in) | Flow Rate (gpm) |       |       |       |       |       |       |            | Part #     |            |
|------------------------------|-----------------------------|--------------------|-----------------|-------|-------|-------|-------|-------|-------|------------|------------|------------|
|                              |                             |                    | Radius (ft)     |       |       |       |       |       |       |            | NPT        | ACME       |
|                              |                             |                    | 25psi           | 30psi | 35psi | 40psi | 45psi | 50psi | 55psi | 60psi      |            |            |
| 10°<br>Lime<br>118599        | Green<br>0.109"<br>11809807 | 20-38              | 1.69            | 1.85  | 2.00  | 2.15  | 2.28  | 2.45  | 2.57  | 2.70       | A85201C100 | A85203C100 |
|                              | 27                          |                    | 29              | 30    | 32    | 33    | 34    | 34    | 35    |            |            |            |
|                              | Tan<br>0.117"<br>11809830   | 24-38              | 1.97            | 2.17  | 2.35  | 2.53  | 2.67  | 2.81  | 2.95  | 3.09       | A85201C103 | A85203C103 |
|                              | 29                          |                    | 30              | 32    | 33    | 34    | 35    | 35    | 36    |            |            |            |
|                              | Red<br>0.125"<br>11809808   | 24-41              | 2.24            | 2.50  | 2.70  | 2.89  | 3.07  | 3.20  | 3.36  | 3.52       | A85201C100 | A85203C100 |
| 30                           | 32                          |                    | 33              | 34    | 35    | 36    | 36    | 36    |       |            |            |            |
| Black<br>0.133"<br>11809829  | 30-48                       | 2.52               | 2.81            | 3.03  | 3.25  | 3.45  | 3.60  | 3.75  | 3.88  | A85201C102 | A85203C102 |            |
| 30                           |                             | 32                 | 33              | 35    | 35    | 36    | 36    | 37    |       |            |            |            |
| Silver<br>0.143"<br>11809809 | 32-44                       | 2.93               | 3.27            | 3.53  | 3.78  | 4.02  | -     | -     | -     | A85201C100 | A85203C100 |            |
| 32                           |                             | 34                 | 35              | 36    | 37    | -     | -     | -     |       |            |            |            |
| 13°<br>Maroon<br>118600      | Green<br>0.109"<br>11809807 | 28-50              | 1.69            | 1.85  | 2.00  | 2.15  | 2.28  | 2.45  | 2.57  | 2.70       | A85201C130 | A85203C130 |
|                              | 30                          |                    | 31              | 32    | 33    | 34    | 34    | 35    | 35    |            |            |            |
|                              | Tan<br>0.117"<br>11809830   | 30-48              | 1.97            | 2.17  | 2.35  | 2.53  | 2.67  | 2.81  | 2.95  | 3.09       | A85201C133 | A85203C133 |
|                              | 31                          |                    | 32              | 33    | 36    | 35    | 36    | 36    | 36    |            |            |            |
|                              | Red<br>0.125"<br>11809808   | 32-49              | 2.24            | 2.50  | 2.70  | 2.89  | 3.07  | 3.20  | 3.36  | 3.52       | A85201C130 | A85203C130 |
| 31                           | 33                          |                    | 34              | 35    | 36    | 37    | 38    | 37    |       |            |            |            |
| Black<br>0.133"<br>11809829  | 33-50                       | 2.52               | 2.81            | 3.03  | 3.25  | 3.45  | 3.60  | 3.75  | 3.88  | A85201C132 | A85203C132 |            |
| 32                           |                             | 33                 | 34              | 35    | 36    | 36    | 37    | 37    |       |            |            |            |
| Silver<br>0.143"<br>11809809 | 38-54                       | 2.93               | 3.27            | 3.53  | 3.78  | 4.02  | -     | -     | -     | A85201C130 | A85203C130 |            |
| 33                           |                             | 36                 | 37              | 38    | 39    | -     | -     | -     |       |            |            |            |
| 15°<br>Tangerine<br>118583   | Green<br>0.109"<br>11809807 | 32-50              | 1.69            | 1.85  | 2.00  | 2.15  | 2.28  | 2.45  | 2.57  | 2.70       | A85201C150 | A85203C150 |
|                              | 36                          |                    | 32              | 33    | 34    | 35    | 35    | 36    | 37    |            |            |            |
|                              | Tan<br>0.117"<br>11809830   | 28-50              | 1.97            | 2.17  | 2.35  | 2.53  | 2.67  | 2.81  | 2.95  | 3.09       | A85201C153 | A85203C153 |
|                              | 30                          |                    | 33              | 34    | 36    | 36    | 36    | 37    | 37    |            |            |            |
|                              | Red<br>0.125"<br>11809808   | 35-54              | 2.24            | 2.50  | 2.70  | 2.89  | 3.07  | 3.20  | 3.36  | 3.52       | A85201C150 | A85203C150 |
| 32                           | 34                          |                    | 35              | 37    | 37    | 37    | 37    | 37    |       |            |            |            |
| Black<br>0.133"<br>11809829  | 40-67                       | 2.52               | 2.81            | 3.03  | 3.25  | 3.45  | 3.60  | 3.75  | 3.88  | A85201C152 | A85203C152 |            |
| 32                           |                             | 36                 | 37              | 38    | 38    | 39    | 39    | 40    |       |            |            |            |
| Silver<br>0.143"<br>11809809 | 42-57                       | 2.93               | 3.27            | 3.53  | 3.78  | 4.02  | -     | -     | -     | A85201C150 | A85203C150 |            |
| 34                           |                             | 36                 | 37              | 39    | 39    | -     | -     | -     |       |            |            |            |
| 22°<br>Dark Green<br>118585  | Green<br>0.109"<br>11809807 | 63-95              | 1.69            | 1.85  | 2.00  | 2.15  | 2.28  | 2.45  | 2.57  | 2.70       | A85201C220 | A85203C220 |
|                              | 36                          |                    | 38              | 38    | 38    | 39    | 39    | 39    | 39    |            |            |            |
|                              | Tan<br>0.117"<br>11809830   | 64-97              | 1.97            | 2.17  | 2.35  | 2.53  | 2.67  | 2.81  | 2.95  | 3.09       | A85201C223 | A85203C223 |
|                              | 36                          |                    | 38              | 39    | 40    | 41    | 41    | 41    | 42    |            |            |            |
|                              | Red<br>0.125"<br>11809808   | 67-100             | 2.24            | 2.50  | 2.70  | 2.89  | 3.07  | 3.20  | 3.36  | 3.52       | A85201C220 | A85203C220 |
| 36                           | 39                          |                    | 40              | 41    | 41    | 43    | 43    | 44    |       |            |            |            |
| Black<br>0.133"<br>11809829  | 74-120                      | 2.52               | 2.81            | 3.03  | 3.25  | 3.45  | 3.60  | 3.75  | 3.88  | A85201C222 | A85203C222 |            |
| 38                           |                             | 41                 | 42              | 42    | 43    | 44    | 44    | 44    |       |            |            |            |
| Silver<br>0.143"<br>11809809 | 72-102                      | 2.93               | 3.27            | 3.53  | 3.78  | 4.02  | -     | -     | -     | A85201C220 | A85203C220 |            |
| 39                           |                             | 40                 | 43              | 44    | 45    | -     | -     | -     |       |            |            |            |





# Sprinklers

## 50-23 Brass 1/2" Impact



Used on all types of solid set systems-permanent or portable, center pivots, other agricultural fields or landscape applications where reliability is essential. For long term use on row crop and nursery irrigation systems. 23 deg trajectory standard.



Full Circle




Part Circle

| PSI @<br>Nozzle | PART NUMBER w/ nozzle |      |                     |      |                    |      |                     |      |
|-----------------|-----------------------|------|---------------------|------|--------------------|------|---------------------|------|
|                 | 50-23-0332<br>3/32"   |      | 50-23-0764<br>7/64" |      | 50-23-0108<br>1/8" |      | 50-23-0964<br>9/64" |      |
|                 | Rad.                  | GPM  | Rad.                | GPM  | Rad.               | GPM  | 1/8"                | GPM  |
| 30              | 34                    | 1.27 | 34                  | 1.90 | 35                 | 2.38 | 35                  | 3.12 |
| 35              | 36                    | 1.37 | 36                  | 2.04 | 36                 | 2.51 | 37                  | 3.47 |
| 40              | 37                    | 1.48 | 37                  | 2.25 | 38                 | 2.72 | 38                  | 3.73 |
| 45              | 37                    | 1.56 | 38                  | 2.38 | 39                 | 2.78 | 39                  | 4.02 |
| 50              | 38                    | 1.67 | 39                  | 2.43 | 39                 | 3.07 | 40                  | 4.13 |
| 55              | 39                    | 1.72 | 39                  | 2.59 | 40                 | 3.20 | 40                  | 4.23 |
| 60              | 39                    | 1.80 | 40                  | 2.78 | 40                 | 3.33 | 41                  | 4.29 |
| 65              | 40                    | 1.88 | 40                  | 2.86 | 41                 | 3.47 | 41                  | 4.50 |

## 75-27 Brass 3/4" Impact



Full Circle



Part Circle

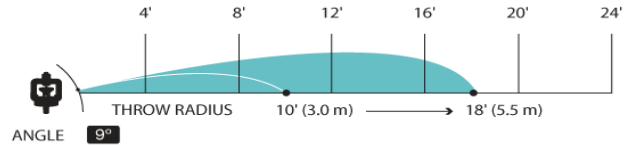
| PSI @<br>Nozzle | PART NUMBER w/ nozzle |      |                     |      |                      |      |                     |      |
|-----------------|-----------------------|------|---------------------|------|----------------------|------|---------------------|------|
|                 | 75-27-0964<br>9/64"   |      | 75-27-0532<br>5/32" |      | 75-27-1164<br>11/64" |      | 75-27-0316<br>3/16" |      |
|                 | Rad.                  | GPM  | Rad.                | GPM  | Rad.                 | GPM  | Rad.                | GPM  |
| 35              | 43                    | 3.45 | 44                  | 4.20 | 46                   | 5.16 | 48                  | 6.08 |
| 40              | 43                    | 3.62 | 44                  | 4.55 | 47                   | 5.48 | 48                  | 6.45 |
| 45              | 44                    | 3.88 | 45                  | 4.72 | 48                   | 5.76 | 49                  | 6.87 |
| 50              | 45                    | 4.16 | 46                  | 5.05 | 48                   | 6.13 | 50                  | 7.25 |
| 55              | 45                    | 4.25 | 47                  | 5.26 | 49                   | 6.33 | 51                  | 7.66 |
| 60              | 46                    | 4.45 | 48                  | 5.55 | 50                   | 6.65 | 52                  | 7.94 |
| 65              | 47                    | 4.66 | 49                  | 5.80 | 51                   | 6.95 | 53                  | 8.22 |
| 70              | 48                    | 4.82 | 50                  | 5.95 | 52                   | 7.24 | 54                  | 8.54 |



The New Nelson R7 Rotator and S7 Spinner are the micro sprinkler for Full Coverage Irrigation. Both have higher uniformity, greater distance of throw, and provides better infiltration than comparable micro sprays. The module design allows quick and easy nozzle exchange - and the Quick Clean (QC) technology reduces irrigator hours - simply turn, flush and reconnect. The Flow control nozzle option is fully flow regulating at 15psi. Low pressure options and a wide range of nozzles and accessories make this a great choice for any micro irrigation system.



- Unique quick-connect
- Quick-clean feature
- Uniform distribution
- Greater Throw Radius
- Crop Cooling
- Under Tree Frost Protection
- Flow Range from 8.5 to 75 GPH



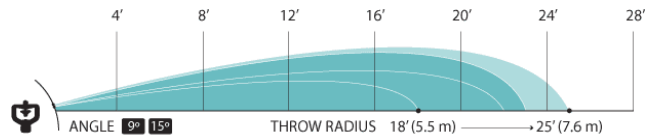
The are too many Nozzle size and Plate design options to list them all...Please contact us for a custom design



The R10 Rotator fills the need for small, low-volume sprinklers that perform reliably in the midrange between a micro and regular size sprinkler. Applications include Under-Tree Irrigation, permanent and portable overhead Irrigation, crop cooling, and environmental control in tree, vine, small fruit and nursery crops. The unique Flow control nozzle option regulates flow from from 25-50 psi.



- Uniform distribution
- Greater Throw Radius
- Crop Cooling
- Flow Range from .3 to 1.1 GPM



The are too many Nozzle size and Plate design options to list them all...Please contact us for a custom design



Toll Free 877-396-1956  
Fax 616-396-2040  
www.springbrooksupply.com

## R33/R33LP Rotator®



The R33 Rotator® from Nelson Irrigation is an innovation that saves money, saves time and performs better than the 3/4" brass impact sprinklers it's designed to obsolete.

Features:

- High Uniformity
- Easy to Clean
- Long Wear Life
- No Riser Vibration
- Easy to Repair
- No Seals Under Pressure

| Plate     | Nozzle |          | R33LP          |      | R33  |       |       |       |      |      |      |  |  |
|-----------|--------|----------|----------------|------|------|-------|-------|-------|------|------|------|--|--|
|           |        |          | Pressure (psi) |      |      |       |       |       |      |      |      |  |  |
|           |        |          | 25             | 30   | 35   | 40    | 45    | 50    | 55   | 60   | 65   |  |  |
| Gold 18   | 9/64"  | GPM      | 2.88           | 3.15 | 3.40 | 3.64  | 6.86  | 4.07  | 4.27 | 4.46 | 4.65 |  |  |
|           |        | RAD(ft.) | 37             | 38   | 40   | 42 43 | 42 44 | 42 44 | 44   | 44   | 44   |  |  |
| Brown 20  | 5/32"  | GPM      | 3.52           | 3.85 | 4.16 | 4.45  | 4.72  | 5.00  | 5.22 | 5.45 | 5.68 |  |  |
|           |        | RAD(ft.) | 38             | 40   | 42   | 43 45 | 43 45 | 44 45 | 46   | 47   | 46   |  |  |
| Gray 22   | 11/64" | GPM      | 4.24           | 4.64 | 5.02 | 5.37  | 5.70  | 6.01  | 6.30 | 6.57 | 6.83 |  |  |
|           |        | RAD(ft.) | 39             | 41   | 44   | 44 46 | 44 47 | 44 47 | 47   | 48   | 48   |  |  |
| Green 24  | 3/16"  | GPM      | 5.00           | 5.50 | 5.96 | 6.38  | 6.78  | 7.16  | 7.52 | 7.85 | 8.18 |  |  |
|           |        | RAD(ft.) | 41             | 43   | 45   | 46 49 | 46 49 | 46 50 | 50   | 50   | 50   |  |  |
| Maroon 26 | 13/64" | GPM      | 5.90           | 6.50 | 7.05 | 7.55  | 8.00  | 8.45  | -    | -    | -    |  |  |
|           |        | RAD(ft.) | 43             | 45   | 46   | 47 -  | 47 -  | 47 -  | -    | -    | -    |  |  |

## ACV200 Air Vent



The Nelson ACV200 air control valve is outstanding for controlling air in irrigation systems. One of the least understood problems with irrigation pipe systems is invisible air trapped in the pipe. The result of trapped air can be reduced pipe flow efficiency, reduced pump performance, and violent pressure surges when the air column moves within the pipe.

The ACV200 provides all three types of air control protection in one valve:

- Air Relief
- Vacuum Air Relief
- Continuous Air Release Under Pressure

| Part Number | Description            |
|-------------|------------------------|
| ACV200P     | 2" MIPT - Plastic Base |
| ACV200B     | 2" MIPT - Brass Base   |

## 800 Series Control Valves



As a hydraulically operated sleeve type valve, the 800 Series is designed to be versatile. The basic body can be equipped with several different control packages in various combinations for controlling pressure and flow in large piping systems. It's also engineered for extremely high efficiency, resulting in low friction loss and high capacity. It is light weight and compact for ease of shipping, handling and service. Options include: Basic control, Manual control, automatic control, pressure control, rate-of-flow control, combination, and special purposes.

**TO ORDER 800 SERIES CONTROL VALVES PLEASE CALL US WITH YOUR SPECIFIC CONTROL NEEDS**



# Nelson Big Guns®

## Nelson Big Guns®

Nelson Big Guns® are recognized the world over as the leader in quality, performance and technical support. They are engineered and precision manufactured for heavy-duty reliability and long wear life. Every Nelson Big Gun® is subjected to individual water testing before leaving the factory.



### 75 Series Big Gun®

| Part Number | Description                      |
|-------------|----------------------------------|
| SR75-24     | Part Circle Gun - Slow Reverse   |
| F75-24      | Full Circle Gun                  |
| 75TR        | Taper Ring Nozzle - Specify Size |
| 10207       | Nozzle Cap Only                  |

| 75 Series - Taper Ring Nozzle - 24° Trajectory |      |      |       |      |      |      |       |      |      |      |       |      |      |      |       |      |      |      |
|--|------|------|-------|------|------|------|-------|------|------|------|-------|------|------|------|-------|------|------|------|
| PSI  | 0.4" |      | 0.45" |      | 0.5" |      | 0.55" |      | 0.6" |      | 0.65" |      | 0.7" |      | 0.75" |      | 0.8" |      |
|  | gpm  | dia. | gpm   | dia. | gpm  | dia. | gpm   | dia. | gpm  | dia. | gpm   | dia. | gpm  | dia. | gpm   | dia. | gpm  | dia. |
| 40   | 27   | 149' | 35    | 160' | 43   | 171' | 53    | 180' | 63   | 190' | 74    | 198' | 87   | 204' | 98    | 213' | 112  | 221' |
| 45   | 29   | 155' | 37    | 167' | 46   | 180' | 56    | 189' | 67   | 198' | 79    | 206' | 91   | 214' | 104   | 223' | 118  | 230' |
| 50   | 30   | 161' | 39    | 174' | 48   | 186' | 59    | 195' | 70   | 203' | 83    | 212' | 95   | 220' | 109   | 230' | 123  | 237' |
| 55   | 32   | 165' | 41    | 179' | 50   | 193' | 62    | 203' | 74   | 213' | 87    | 221' | 100  | 230' | 115   | 239' | 130  | 247' |
| 60   | 33   | 169' | 42    | 184' | 53   | 198' | 64    | 208' | 77   | 220' | 91    | 228' | 104  | 237' | 120   | 245' | 136  | 254' |
| 65   | 35   | 172' | 44    | 189' | 55   | 205' | 67    | 216' | 80   | 227' | 95    | 237' | 109  | 247' | 125   | 254' | 142  | 263' |
| 70   | 36   | 175' | 45    | 194' | 57   | 210' | 69    | 221' | 83   | 232' | 98    | 243' | 113  | 254' | 129   | 260' | 147  | 270' |
| 75   | 37   | 179' | 47    | 201' | 59   | 217' | 72    | 228' | 86   | 239' | 101   | 250' | 117  | 261' | 134   | 268' | 153  | 277' |
| 80   | 39   | 182' | 49    | 207' | 61   | 222' | 74    | 234' | 89   | 244' | 105   | 256' | 121  | 266' | 138   | 274' | 158  | 283' |

### 100 Series Big Gun®

| Part #   | Description                        |
|----------|------------------------------------|
| SR100-24 | Part Circle Gun - Slow Reverse     |
| F100-24  | Full Circle Gun                    |
| 100T     | Taper Bore Nozzle - Specify Size   |
| 100R     | Ring Nozzle Set-Cap, Body, 7 Rings |
| R100     | Individual Rings Only              |
| 100TR    | Taper Ring Set-Cap, Body, 1 Ring   |

| 100 Series - Taper Bore Nozzle - 24° Trajectory |      |      |       |      |      |      |       |      |      |      |       |      |      |      |       |      |      |      |      |      |
|---|------|------|-------|------|------|------|-------|------|------|------|-------|------|------|------|-------|------|------|------|------|------|
| PSI   | 0.5" |      | 0.55" |      | 0.6" |      | 0.65" |      | 0.7" |      | 0.75" |      | 0.8" |      | 0.85" |      | 0.9" |      | 1.0" |      |
|   | gpm  | dia. | gpm   | dia. | gpm  | dia. | gpm   | dia. | gpm  | dia. | gpm   | dia. | gpm  | dia. | gpm   | dia. | gpm  | dia. | gpm  | dia. |
| 40  | 47   | 191' | 57    | 202' | 66   | 213' | 78    | 222' | 91   | 230' | 103   | 240' | 118  | 250' | 134   | 256' | 152  | 262' | -    | -    |
| 50  | 50   | 205' | 64    | 215' | 74   | 225' | 87    | 235' | 100  | 245' | 115   | 256' | 130  | 265' | 150   | 273' | 165  | 280' | 204  | 300' |
| 60  | 55   | 215' | 69    | 227' | 81   | 240' | 96    | 250' | 110  | 260' | 126   | 270' | 143  | 280' | 164   | 288' | 182  | 295' | 224  | 316' |
| 70  | 60   | 225' | 75    | 238' | 88   | 250' | 103   | 263' | 120  | 275' | 136   | 283' | 155  | 295' | 177   | 302' | 197  | 310' | 243  | 338' |
| 80  | 64   | 235' | 79    | 248' | 94   | 260' | 110   | 273' | 128  | 285' | 146   | 295' | 165  | 305' | 189   | 314' | 210  | 325' | 258  | 354' |
| 90  | 68   | 245' | 83    | 258' | 100  | 270' | 117   | 283' | 135  | 295' | 155   | 306' | 175  | 315' | 201   | 326' | 223  | 335' | 274  | 362' |
| 100   | 72   | 255' | 87    | 268' | 106  | 280' | 123   | 293' | 143  | 305' | 163   | 316' | 185  | 325' | 212   | 336' | 235  | 345' | 289  | 372' |
| 110   | 76   | 265' | 92    | 278' | 111  | 290' | 129   | 303' | 150  | 315' | 171   | 324' | 195  | 335' | 222   | 344' | 247  | 355' | 304  | 380' |

### 150 Series Big Gun®

| Part #   | Description                        |
|----------|------------------------------------|
| SR150-24 | Part Circle Gun - Slow Reverse     |
| F150-24  | Full Circle Gun                    |
| 150T     | Taper Bore Nozzle - Specify Size   |
| 150R     | Ring Nozzle Set-Cap, Body, 7 Rings |
| R150     | Individual Rings Only              |
| 150TR    | Taper Ring Set-Cap, Body, 1 Ring   |

| 150 Series - Taper Bore Nozzle - 24° Trajectory |      |      |      |      |      |      |      |      |      |      |      |      |      |      |      |      |
|---|------|------|------|------|------|------|------|------|------|------|------|------|------|------|------|------|
| PSI   | 0.7" |      | 0.8" |      | 0.9" |      | 1.0" |      | 1.1" |      | 1.2" |      | 1.3" |      | 1.4" |      |
|   | gpm  | dia. | gpm  | dia. | gpm  | dia. | gpm  | dia. | gpm  | dia. | gpm  | dia. | gpm  | dia. | gpm  | dia. |
| 50  | 100  | 250' | 130  | 270' | 165  | 290' | 205  | 310' | 255  | 330' | 300  | 345' | 350  | 360' | 408  | 373' |
| 60  | 110  | 265' | 143  | 285' | 182  | 305' | 225  | 325' | 275  | 345' | 330  | 365' | 385  | 380' | 446  | 396' |
| 70  | 120  | 280' | 155  | 300' | 197  | 320' | 245  | 340' | 295  | 360' | 355  | 380' | 415  | 395' | 483  | 412' |
| 80  | 128  | 290' | 165  | 310' | 210  | 335' | 260  | 355' | 315  | 375' | 380  | 395' | 445  | 410' | 516  | 427' |
| 90  | 135  | 300' | 175  | 320' | 223  | 345' | 275  | 365' | 335  | 390' | 405  | 410' | 475  | 425' | 547  | 442' |
| 100   | 143  | 310' | 185  | 330' | 235  | 355' | 290  | 375' | 355  | 400' | 425  | 420' | 500  | 440' | 577  | 458' |
| 110   | 150  | 320' | 195  | 340' | 247  | 365' | 305  | 385' | 370  | 410' | 445  | 430' | 525  | 450' | 605  | 471' |
| 120   | 157  | 330' | 204  | 350' | 258  | 375' | 320  | 395' | 385  | 420' | 465  | 440' | 545  | 460' | 632  | 481' |

### 200 Series Big Gun®

| Part #   | Description                        |
|----------|------------------------------------|
| SR200-27 | Part Circle Gun - Slow Reverse     |
| F200-27  | Full Circle Gun                    |
| 200T     | Taper Bore Nozzle - Specify Size   |
| 200R     | Ring Nozzle Set-Cap, Body, 7 Rings |
| R200     | Individual Rings Only              |

| 200 Series - Taper Bore Nozzle - 27° Trajectory |       |      |      |      |      |      |      |      |      |      |      |      |      |      |       |      |      |      |
|---|-------|------|------|------|------|------|------|------|------|------|------|------|------|------|-------|------|------|------|
| PSI   | 1.05" |      | 1.1" |      | 1.2" |      | 1.3" |      | 1.4" |      | 1.5" |      | 1.6" |      | 1.75" |      | 1.9" |      |
|   | gpm   | dia. | gpm  | dia. | gpm  | dia. | gpm  | dia. | gpm  | dia. | gpm  | dia. | gpm  | dia. | gpm   | dia. | gpm  | dia. |
| 60  | 250   | 345' | 285  | 355' | 330  | 375' | 385  | 390' | 445  | 410' | 515  | 430' | 585  | 445' | 695   | 470' | 825  | 495' |
| 70  | 270   | 360' | 310  | 380' | 355  | 395' | 415  | 410' | 480  | 430' | 555  | 450' | 630  | 465' | 755   | 495' | 890  | 515' |
| 80  | 290   | 375' | 330  | 395' | 380  | 410' | 445  | 430' | 515  | 450' | 590  | 470' | 675  | 485' | 805   | 515' | 950  | 535' |
| 90  | 310   | 390' | 350  | 410' | 405  | 425' | 475  | 445' | 545  | 465' | 625  | 485' | 715  | 505' | 855   | 535' | 1005 | 555' |
| 100   | 325   | 400' | 370  | 420' | 425  | 440' | 500  | 460' | 575  | 480' | 660  | 500' | 755  | 520' | 900   | 550' | 1060 | 575' |
| 110   | 340   | 410' | 390  | 430' | 445  | 450' | 525  | 470' | 605  | 495' | 695  | 515' | 790  | 535' | 945   | 565' | 1110 | 590' |
| 120   | 355   | 420' | 405  | 440' | 465  | 460' | 545  | 480' | 630  | 505' | 725  | 530' | 825  | 550' | 985   | 580' | 1160 | 605' |
| 130   | 370   | 425' | 425  | 445' | 485  | 465' | 565  | 485' | 655  | 515' | 755  | 540' | 860  | 560' | 1025  | 590' | 1210 | 620' |



**Toll Free 877-396-1956**  
**Fax 616-396-2040**  
**www.springbrooksupply.com**

# Komet Irrigation Guns

# TWIN

Twin® high volume guns are the result of decades of research, development and innovation in irrigation products to enhance water distribution and uniformity. The unique operational advantages, combined with high quality manufacturing standards make the Twin® one of the best high volume guns on the market.



### Features:

- Excellent performance
- Versatile in its application
- Self-Adjusting brake force
- Easy to use
- Slow reverse operation
- Heavy-Duty construction
- Maintenance free
- Models also available in 12, 18, 21, and Vari-Angle Trajectory

### Twinmax - Taper Bore Nozzle - 24° Trajectory

| PSI | 0.39" |      | 0.43" |      | 0.47" |      | 0.51" |      | 0.55" |      | 0.59" |      | 0.63" |      | 0.67" |      | 0.71" |      | 0.79" |      | 0.87" |      | 0.94" |      |
|-----|-------|------|-------|------|-------|------|-------|------|-------|------|-------|------|-------|------|-------|------|-------|------|-------|------|-------|------|-------|------|
|     | gpm   | dia. | gpm   | dia. | gpm   | dia. | gpm   | dia. | gpm   | dia. | gpm   | dia. | gpm   | dia. | gpm   | dia. | gpm   | dia. | gpm   | dia. | gpm   | dia. | gpm   | dia. |
| 40  | 28    | 165' | 34    | 174' | 40    | 183' | 47    | 190' | 55    | 197' | 63    | 204' | 72    | 211' | 81    | 218' | 91    | 224' | 112   | 237' | 136   | 242' | 162   | 246' |
| 45  | 30    | 175' | 36    | 184' | 43    | 194' | 50    | 201' | 58    | 207' | 67    | 214' | 76    | 221' | 86    | 229' | 97    | 236' | 119   | 251' | 144   | 257' | 172   | 263' |
| 50  | 31    | 184' | 38    | 194' | 45    | 204' | 53    | 211' | 62    | 218' | 71    | 225' | 80    | 232' | 91    | 240' | 102   | 248' | 126   | 264' | 152   | 272' | 181   | 280' |
| 55  | 33    | 191' | 40    | 201' | 47    | 210' | 56    | 217' | 65    | 225' | 74    | 232' | 84    | 239' | 95    | 247' | 107   | 255' | 132   | 272' | 159   | 282' | 190   | 292' |
| 60  | 34    | 198' | 42    | 207' | 50    | 217' | 58    | 224' | 67    | 232' | 77    | 239' | 88    | 246' | 99    | 255' | 111   | 263' | 138   | 281' | 166   | 292' | 198   | 303' |
| 65  | 36    | 202' | 43    | 212' | 52    | 221' | 61    | 229' | 70    | 236' | 81    | 244' | 92    | 252' | 103   | 260' | 116   | 269' | 143   | 286' | 173   | 298' | 206   | 311' |
| 70  | 37    | 207' | 45    | 216' | 54    | 225' | 63    | 233' | 73    | 241' | 84    | 249' | 95    | 257' | 107   | 266' | 120   | 275' | 149   | 292' | 180   | 305' | 214   | 318' |
| 80  | 40    | 216' | 48    | 225' | 57    | 233' | 67    | 242' | 78    | 251' | 89    | 260' | 102   | 269' | 115   | 277' | 129   | 286' | 159   | 304' | 192   | 318' | 229   | 333' |
| 90  | 42    | 225' | 51    | 233' | 61    | 241' | 71    | 251' | 83    | 261' | 95    | 270' | 108   | 280' | 122   | 288' | 137   | 297' | 169   | 315' | 204   | 330' | 243   | 346' |
| 100 | 44    | 231' | 54    | 240' | 64    | 248' | 75    | 258' | 87    | 268' | 100   | 278' | 114   | 288' | 128   | 296' | 144   | 305' | 178   | 323' | 215   | 340' | 256   | 357' |
| 110 | 47    | 235' | 56    | 245' | 67    | 255' | 79    | 265' | 91    | 274' | 105   | 284' | 119   | 293' | 135   | 303' | 151   | 312' | 186   | 330' | 225   | 348' | 268   | 366' |

### Twin 101 Ultra - Taper Bore Nozzle - 24° Trajectory

| PSI | 0.47" |      | 0.55" |      | 0.63" |      | 0.71" |      | 0.79" |      | 0.87" |      | 0.94" |      |
|-----|-------|------|-------|------|-------|------|-------|------|-------|------|-------|------|-------|------|
|     | gpm   | dia. | gpm   | dia. | gpm   | dia. | gpm   | dia. | gpm   | dia. | gpm   | dia. | gpm   | dia. |
| 30  | 35    | 161' | 48    | 176' | 62    | 192' | 78    | 195' | 97    | 198' | 117   | 201' | 139   | 203' |
| 40  | 40    | 185' | 55    | 200' | 71    | 214' | 90    | 227' | 112   | 240' | 135   | 244' | 161   | 249' |
| 50  | 45    | 205' | 62    | 219' | 80    | 233' | 101   | 249' | 125   | 266' | 151   | 274' | 180   | 282' |
| 60  | 50    | 218' | 67    | 233' | 87    | 247' | 111   | 265' | 137   | 282' | 165   | 293' | 197   | 304' |
| 70  | 54    | 226' | 73    | 242' | 94    | 258' | 119   | 276' | 148   | 294' | 178   | 307' | 212   | 320' |
| 80  | 57    | 235' | 78    | 252' | 101   | 270' | 128   | 288' | 158   | 305' | 191   | 320' | 227   | 334' |
| 90  | 61    | 243' | 83    | 262' | 107   | 281' | 135   | 299' | 168   | 316' | 202   | 332' | 241   | 348' |
| 100 | 64    | 250' | 87    | 269' | 113   | 289' | 143   | 307' | 177   | 325' | 213   | 342' | 254   | 359' |
| 110 | 67    | 256' | 91    | 276  | 118   | 295' | 150   | 313' | 186   | 332' | 224   | 350' | 266   | 368' |

### Twin 140 Ultra - Taper Bore Nozzle - 24° Trajectory

| PSI | 0.63" |      | 0.71" |      | 0.79" |      | 0.87" |      | 0.94" |      | 1.02" |      | 1.10" |      | 1.18" |      |
|-----|-------|------|-------|------|-------|------|-------|------|-------|------|-------|------|-------|------|-------|------|
|     | gpm   | dia. | gpm   | dia. | gpm   | dia. | gpm   | dia. | gpm   | dia. | gpm   | dia. | gpm   | dia. | gpm   | dia. |
| 30  | 62    | 192' | 78    | 196' | 97    | 199' | 118   | 202' | 139   | 204' | 164   | 207' | 189   | 209' | 217   | 211' |
| 40  | 71    | 215' | 90    | 228' | 112   | 241' | 135   | 246' | 161   | 250' | 190   | 256' | 219   | 261' | 251   | 266' |
| 50  | 80    | 234' | 101   | 251' | 125   | 267' | 151   | 275' | 180   | 284' | 212   | 294' | 245   | 304' | 281   | 311' |
| 60  | 87    | 248' | 111   | 266' | 137   | 283' | 165   | 295' | 197   | 306' | 232   | 319' | 268   | 333' | 308   | 343' |
| 70  | 94    | 260' | 119   | 277' | 148   | 295' | 178   | 308' | 212   | 321' | 251   | 337' | 289   | 353' | 332   | 367' |
| 80  | 101   | 271' | 128   | 289' | 158   | 307' | 191   | 321' | 227   | 336' | 268   | 354' | 309   | 372' | 355   | 387' |
| 90  | 107   | 282' | 135   | 300' | 168   | 318' | 204   | 334' | 241   | 350' | 284   | 369' | 328   | 387' | 377   | 403' |
| 100 | 113   | 290' | 143   | 308' | 177   | 326' | 213   | 343' | 254   | 360' | 300   | 379' | 346   | 398' | 397   | 404' |
| 110 | 118   | 296' | 150   | 315' | 186   | 334' | 224   | 352' | 266   | 369' | 314   | 388' | 363   | 406' | 416   | 423' |

### Twin 160 Ultra - Taper Bore Nozzle - 24° Trajectory

| PSI | 0.71" |      | 0.79" |      | 0.91" |      | 0.98" |      | 1.06" |      | 1.18" |      | 1.26" |      | 1.38" |      |
|-----|-------|------|-------|------|-------|------|-------|------|-------|------|-------|------|-------|------|-------|------|
|     | gpm   | dia. | gpm   | dia. | gpm   | dia. | gpm   | dia. | gpm   | dia. | gpm   | dia. | gpm   | dia. | gpm   | dia. |
| 40  | 92    | 227' | 113   | 240' | 150   | 246' | 176   | 251' | 206   | 257' | 255   | 264' | 292   | 271' | 347   | 272' |
| 50  | 102   | 256' | 127   | 273' | 168   | 286' | 197   | 295' | 230   | 306' | 285   | 318' | 326   | 325' | 388   | 335' |
| 60  | 112   | 275' | 139   | 293' | 184   | 310' | 216   | 323' | 252   | 337' | 312   | 355' | 357   | 366' | 425   | 381' |
| 70  | 121   | 285' | 150   | 303' | 199   | 324' | 233   | 339' | 273   | 355' | 337   | 377' | 386   | 391' | 459   | 411' |
| 80  | 130   | 294' | 160   | 312' | 212   | 334' | 249   | 351' | 291   | 369' | 360   | 393' | 412   | 409' | 491   | 431' |
| 90  | 137   | 303' | 170   | 321' | 225   | 345' | 264   | 362' | 309   | 383' | 382   | 407' | 437   | 423' | 521   | 448' |
| 100 | 145   | 311' | 179   | 330' | 237   | 355' | 278   | 373' | 326   | 392' | 403   | 418' | 461   | 434' | 549   | 462' |
| 110 | 152   | 319' | 188   | 338' | 249   | 365' | 292   | 384' | 342   | 402' | 423   | 428' | 484   | 445' | 576   | 475' |
| 120 | 159   | 326' | 196   | 346' | 260   | 374' | 305   | 393' | 357   | 411' | 441   | 437' | 505   | 453' | 602   | 485' |

### Twin 202 Ultra- Taper Bore Nozzle - 24° Trajectory

| PSI | 0.91" |      | 0.94" |      | 0.98" |      | 1.06" |      | 1.18" |      | 1.26" |      | 1.38" |      | 1.46" |      | 1.57" |      |
|-----|-------|------|-------|------|-------|------|-------|------|-------|------|-------|------|-------|------|-------|------|-------|------|
|     | gpm   | dia. | gpm   | dia. | gpm   | dia. | gpm   | dia. | gpm   | dia. | gpm   | dia. | gpm   | dia. | gpm   | dia. | gpm   | dia. |
| 40  | 150   | 250' | 163   | 252' | 176   | 255' | 206   | 268' | 255   | 267' | 292   | 271' | 347   | 276' | 387   | 279' | 450   | 283' |
| 50  | 168   | 290' | 182   | 294' | 197   | 299' | 230   | 317' | 285   | 322' | 326   | 330' | 388   | 340' | 433   | 346' | 503   | 354' |
| 60  | 184   | 313' | 199   | 319' | 216   | 326' | 252   | 350' | 312   | 358' | 357   | 369' | 425   | 384' | 474   | 395' | 551   | 407' |
| 70  | 199   | 325' | 215   | 332' | 233   | 340' | 273   | 357' | 337   | 379' | 386   | 393' | 459   | 413' | 512   | 426' | 595   | 443' |
| 80  | 212   | 336' | 230   | 343' | 249   | 352' | 291   | 370' | 360   | 395' | 412   | 411' | 491   | 433' | 548   | 449' | 636   | 468' |
| 90  | 225   | 347' | 244   | 355' | 264   | 364' | 309   | 383' | 382   | 409' | 437   | 425' | 521   | 450' | 581   | 467' | 675   | 489' |
| 100 | 237   | 357' | 257   | 366' | 278   | 375' | 326   | 394' | 403   | 420' | 461   | 437' | 549   | 465' | 612   | 484' | 711   | 508' |
| 110 | 249   | 368' | 270   | 377' | 292   | 386' | 342   | 405' | 423   | 431' | 484   | 448' | 576   | 478' | 642   | 499' | 746   | 524' |
| 120 | 260   | 379' | 281   | 388' | 305   | 397' | 357   | 416' | 441   | 442' | 505   | 459' | 602   | 490' | 671   | 511' | 779   | 538' |





# Irrigation Systems

The choice is simple.

T-L's mission is to provide irrigation systems that incorporate simplicity, efficiency, exceptional performance and longevity. Our hydrostatic drives use the same hydraulic components growers are familiar with in other farming equipment, thus not requiring specialists to maintain.

**T-L Systems all feature continuous movement hydrostatic drive!**



Hydrostatically powered, T-L systems are designed to deliver continuous movement. Gearbox wear is drastically reduced due to the absence of electrically driven system's stop-start operation. In addition, water and chemicals are evenly distributed over the crop. T-L systems deliver the best, most consistent water pattern available.

T-L systems maintain alignment through the use of a simple hydraulic spool valve. The alignment system moves the spool valve, metering the required hydraulic fluid flow for each tower maintaining continuous movement and alignment with the end tower. This simple hydrostatic control is vastly superior to the start-stop microswitch design used with single-speed electric motor drives.



Quick Tow Systems



Hydraulic Tower Jack

Towable center pivot or linear move irrigation systems must be able to move quickly and easily from location to location when irrigation timing is critical. T-L's Quick-Tow Irrigation System's mobile design mounts the power source, hydraulic pump, and fuel tank on the pivot point enabling towing preparation to a minimum. Rotating the wheels for towing can be a difficult task in a muddy field on a hot day. T-L's exclusive scissor jack design utilizes the availability of hydraulics to lift the towers enabling tire rotation in minutes. While others are struggling, you will be on your way to the new location irrigating more acres more efficiently.



Corner Systems



Linear Systems



# Kifco Water-Reels®

Kifco Water-Reels are designed to make portable irrigation easy. These machines are very simple to operate and provide efficient irrigation over a wide variety of applications. Kifco Water-Reels are a versatile solution to your sports field, horse arena, cemetery, park, pasture, garden or residential irrigation needs. B-Series travelers come in a wide variety of lengths and tube diameters and can irrigate an area as small as an indoor horse arena or as large as a 30 acre pasture.

## Standard Features:

- Automatic shutdown when sprinkler cart arrives
- Selective automatic shutdown for the sprinkler
- Part-circle sprinkler matched to unit performance
- Stabilizer legs for anchoring machine during operation
- Pressure gauge for reading inlet pressure
- Hose guide automatically wraps tube properly on the reel
- Water Motor with few moving parts to insure low maintenance and simple operation
- Filter to insure clean water enters the drive motor
- Speed control to regulate run time and water application depth
- PTO rewind on turbine models
- Speed read out on turbine models
- Safety shut-off if tube mis-wraps
- Transport attachment for the sprinkler cart



## Drive Systems:

B-Series models retract using a highly efficient water-powered turbine (T Models), simple bellows drive (B Models), gas-powered engine drive, or an electric motor (E Models) depending on your particular needs. Kifco is the first and only manufacturer to provide a machine specifically designed to cool, rinse and condition synthetic turf fields before or during a game.

## Kifco Water-Reels® Are Easy To Operate

Pull Water-Reel Into Position



Attach Water Source



Pull Out Sprinkler Cart



Turn on Water and Operate Unattended



| Model      | Tube ID/Length | Irrigated Width | Irrigated Length | Acres Per Pull | Drive System   | GPM Range | Inlet PSI Range | Booster Options |
|------------|----------------|-----------------|------------------|----------------|----------------|-----------|-----------------|-----------------|
| E110       | 1.1" x 280'    | 58-110'         | 309-335'         | 0.4-0.9        | Electric Motor | 3-26      | 23-100          | 1 HP Electric   |
| B110       | 1.1" x 280'    | 78-110'         | 319-335'         | 0.6-0.9        | Bellows        | 10-26     | 51-100          | 1 HP Electric   |
| B140       | 1.4" x 350'    | 120-160'        | 410-440'         | 1.2-2.0        | Bellows        | 25-60     | 50-117          | 5 HP/9 HP       |
| T180       | 1.8" x 380'    | 125-180'        | 449-478'         | 1.1-2.5        | Turbine*       | 25-102    | 50-150          | 5 HP/9 HP       |
| T200S      | 2.0" x 320'    | 148-218'        | 394-435'         | 1.1-2.4        | Turbine*       | 25-143    | 50-150          | 5 HP/9 HP       |
| E200SST**  | 2.0" x 320'    | 121-198'        | 380-419'         | -              | Engine         | 52-168    | 50-150          | 5 HP/9 HP       |
| T200L      | 2.0" x 580'    | 138-191'        | 649-676'         | 2.3-3.2        | Turbine*       | 47-115    | 55-140          | 5 HP/9 HP       |
| T200LSC*** | 2.0" x 580'    | 138-191'        | 649-676'         | 2.3-3.2        | Turbine*       | 47-115    | -               | 23 HP           |
| T210       | 2.1" x 400'    | 154-218'        | 469-511'         | 1.6-2.8        | Turbine*       | 47-140    | 55-140          | 5 HP/9 HP       |

\* These Models also available in engine drive

\*\* The E200SST is specifically designed to cool, rinse, and condition synthetic turf in as little as 25 minutes

\*\*\* The T200LSC is a self-contained irrigation and primary pump system for use with open water sources

All irrigated widths and lengths are based on 80% of actual wetted dimensions and may vary due to wind conditions and sprinkler specifications.



# Ag-Rain Water-Reels®

Ag-Rain manufactures a complete line of traveling irrigation machines to fit many different needs. The engine driven machines are available for applications where water quality does not permit the use of a turbine. Ag-Rain Water-Reels® are specifically designed to provide a fast, economical way to spread water or liquid waste. They are simple to operate, require minimal labor and are easy to adjust to the required depth of application.

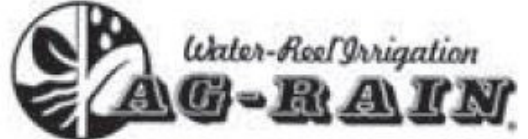
## Standard Features:

- Automatic Shutdown
- Heavy-Duty Chassis
- Retraction Speed Indicator
- Pressure Gauge
- Infinitely Adjustable Speed Range
- Speed Compensator
- Miswrap Safety Stop
- PTO Rewind
- Adjustable Gun Cart
- Automatic Hose Guide
- Ball Bearing Turntable
- Slow Reverse Gun
- Gun Cart Lift
- Stabilizer legs



## Advantages & Benefits:

Ag-Rain machines are quick and easy to set up and operate unattended. They can apply water or liquid waste with superior uniformity as compared to stationary gun systems. Depending on the machine size, they can spray swaths exceeding a 1/4 mile in length, covering 10 acres in a single pull. Slurry-Reels® almost totally eliminate the soil compaction problems associated with tank wagons. They are very portable and can easily be towed from one location to another.



| Model    | Tube ID/Length | Irrigated Width | Irrigated Length | Acres Per Pull | Drive System | GPM Range | Inlet PSI Range | Booster Options |
|----------|----------------|-----------------|------------------|----------------|--------------|-----------|-----------------|-----------------|
| T23/720  | 2.3" x 720'    | 154-203'        | 797-822'         | 2.8-3.8        | Turbine*     | 74-152    | 77-160          | 9 HP            |
| T27/980  | 2.7" x 980'    | 154-203'        | 1057-1082'       | 3.7-5.0        | Turbine*     | 74-152    | 71-126          | 9/18/23 HP      |
| T30/660  | 3.0" x 660'    | 186-253'        | 753-787'         | 3.2-4.6        | Turbine*     | 125-330   | 72-140          | 9/18/23 HP      |
| T30/980  | 3.0" x 980'    | 172-243'        | 1066-1101'       | 4.2-6.2        | Turbine*     | 100-275   | 71-144          | 18/23 HP        |
| T30/1200 | 3.0" x 1200'   | 186-232'        | 1293-1316'       | 5.5-7.0        | Turbine*     | 125-240   | 81-150          | 18/23 HP        |
| T33/1120 | 3.3" x 1120'   | 200-252'        | 1220-1247'       | 5.6-7.3        | Turbine*     | 165-330   | 81-144          | 18/23 HP        |
| T37/1080 | 3.7" x 1080'   | 200-266'        | 1180-1213'       | 5.4-7.4        | Turbine*     | 165-415   | 71-143          | 18/23 HP        |
| T37/1220 | 3.7" x 1220'   | 210-266'        | 1325-1353'       | 64-8.3         | Turbine*     | 205-415   | 79-151          | N/A             |
| T40/1250 | 4.0" x 1250'   | 228-305'        | 1364-1404'       | 7.1-9.9        | Turbine*     | 230-535   | 77-164          | N/A             |
| T40/1250 | 4.0" x 1320'   | 228-298'        | 1343-1469'       | 7.5-10.0       | Turbine*     | 230-480   | 78-150          | N/A             |
| T45/1150 | 4.5" x 1150'   | 233-321'        | 1267-1310'       | 6.8-9.7        | Turbine*     | 277-695   | 73-148          | N/A             |
| T41/1575 | 4.1" x 1575'   | 228-299'        | 1689-1724'       | 8.8-11.8       | Turbine*     | 230-539   | 79-153          | N/A             |
| T45/1320 | 4.5" x 1320'   | 233-321'        | 1437-1480'       | 7.7-10.9       | Turbine*     | 277-695   | 74-153          | N/A             |

\* These Models also available in engine drive

All irrigated widths and lengths are based on 70% of actual wetted dimensions and may vary due to wind conditions and sprinkler specifications. System inlet pressures shown above are for turbine drives, engine drives will be approximately 10 psi lower.



**Toll Free 877-396-1956**  
**Fax 616-396-2040**  
**www.springbrooksupply.com**

# Cadman Mini Travellers

## Mini Travellers



Cadman is pleased to present its line of Mini travelers for irrigation. Keeping the needs of the customer at heart, Cadman has used the latest technology in the traveler design and performed long term testing to give you the best quality machine available today.

Our motto is: Strength... Simplicity... Dependability... These qualities can readily be seen in all of our Travellers. The strong frame, the simple to use drive system, and the dependability you get from all Cadman products.

Cadman Mini-Travellers are ideal for sports fields, small farm operations, estate lots, cemeteries, golf courses, and even dust suppression in arenas. Because of the compact size, Cadman Mini-Travellers are easy to maneuver, easy to set up and easy to use.

### Features & Benefits

- Powered by Electric Battery or Solor Power Option
- Automatic gun cart stop and sprinkler shut down
- iWater speed compensation control system
- Several sprinkler options for the best coverage
- Optional Booster pumps for low water pressure



| Model # | Hose ID & Length | G.P.M.   | Lane Spacing |
|---------|------------------|----------|--------------|
| 1100    | 1.1" x 250'      | 3 - 32   | 70' - 112'   |
| 1250    | 1.25" x 230'     | 8 - 45   | 86' - 136'   |
| 1500    | 1.5" x 350'      | 25 - 80  | 118' - 195'  |
| 1800    | 1.8" x 480'      | 25 - 102 | 118' - 224'  |
| 2000S   | 2.0" x 350'      | 25 - 150 | 118' - 247'  |

Please contact us to help you select the correct Traveller

## Nutrient Management

Cadman has a complete line of Manure Management equipment from the pit or holding tank all the way out to the field. Cadman is the leader in manufacturing of Solids Handling Pumping Units, Hard Hose Drag Reels, Drag Hoses, Hose Caddies, and the brand new Continuous Manure Applicator (CMA). Contact us for more details or to have a custom designed Nutrient Management system for your farm or operation.



Hose Drag Reel & 3-Nozzle Boom Applicator



Drag Hose Caddies



\*NEW\* Continuous Manure Applicator



# Cadman AG Series Travellers

## Hardhose Travellers



Cadman began manufacturing irrigation travellers specifically for the agricultural sector in the early 1980's. These travellers provided farmers with a simple method to deliver water to their crops - much easier and quicker than they could before. Through product demand and company innovation, Cadman has refined their irrigation line with hose lengths ranging from 250' to 2,250'. Cadman travellers are designed to utilize engine drive. This provides for maximum water efficiency by eliminating the pressure loss seen with turbine drives. With over 30 standard models available we can fit the perfect machine to your application.

### Features & Benefits

- Honda OHV Gas Engine Drive for simplicity and durability
- Slewing ring turntable
- High Floatation Tires
- Automatic Gun cart stop
- Mechanical Speed Compensation
- Hose build up safety switch
- Nelson or Komet Sprinkler option is your choice
- 42" or 62" crop clearance cart



| Model #   | Hose ID & Length | G.P.M.  | Acres per pull |
|-----------|------------------|---------|----------------|
| 3000 WB   | 3.0" x 1075'     | 160-270 | 6.8 - 7.1      |
| 3000XL WB | 3.0" x 1390'     | 160-235 | 8.3 - 9.0      |
| 3250 WB   | 3.25" x 975'     | 200-350 | 6.5 - 7.0      |
| 3250XL WB | 3.25" x 1250'    | 200-310 | 7.9 - 8.6      |
| 3500 WB   | 3.5" x 925'      | 270-440 | 6.7 - 7.3      |
| 3500XL WB | 3.5" x 1150'     | 270-390 | 7.8 - 8.7      |
| 3750XL WB | 3.75" x 1320'    | 300-400 | 9.6 - 10.4     |
| 4000 S WB | 4.09" x 1250'    | 300-450 | 9.8 - 10.5     |
| 4500 S WB | 4.5" x 1175'     | 400-600 | 9.9 - 10.3     |
| 3300XL-B  | 3.3" x 2350'     | 200-300 | 15.0 - 16.0    |
| 3600XL-B  | 3.6" x 2250'     | 250-350 | 15.0 - 16.0    |
| 4000XL WB | 4.0" x 1550'     | 290-375 | 10.6 - 11.4    |
| 4000XL WB | 4.0" x 1850'     | 280-360 | 13.4 - 14.4    |
| 4500 WB   | 4.5" x 1320'     | 400-550 | 10.8 - 11.4    |
| 5000 WB   | 5.0" x 1200'     | 550-900 | 11.1 - 12.0    |

Please contact us to help you select the correct Traveller

## Cadman Irrigation Booms



### Benefits & Features:

- Very uniform water application
- Controlled droplet size reduces soil damage and compaction
- Customized sprinkler package for large or small droplet size
- Low pressure operation (30# to 60#) reduces pumping costs
- Booms are from steel and fully galvanized for long life span
- Can be folded by 1 person in a few minutes for transport

Please contact us to help you select the correct Boom

| Model # | Axle Frame | Boom Width | Lane Spacing | G.P.M.   |
|---------|------------|------------|--------------|----------|
| CB30    | 3 Wheel    | 95'        | 95' - 157'   | 61-216   |
| CB40    | 3 Wheel    | 131'       | 131' - 225'  | 66 - 243 |
| CB32    | 4 Wheel    | 95'        | 95' - 157'   | 61- 216  |
| CB42    | 4 Wheel    | 131'       | 131' - 225'  | 66 - 243 |
| CD50    | 4 Wheel    | 164'       | 177' - 236'  | 80 - 300 |
| CD64    | 4 Wheel    | 210'       | 210' - 295'  | 96 - 400 |



**Toll Free 877-396-1956**  
**Fax 616-396-2040**  
**www.springbrooksupply.com**

# Drip Tape

## Toro FlowControl® Drip Tape



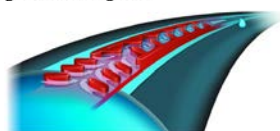
FlowControl drip tape is the latest advancement in precision drip irrigation and is the only flow-regulating drip tape available. This gives you uniform output regardless of moderate elevation changes. The innovative emitter design provides you with the flexibility to increase or decrease flow while maintaining a uniform output across changing elevations.

| Part Number     | Diameter | Thickness | Spacing | Roll Length | Flow Rate/100ft. |
|-----------------|----------|-----------|---------|-------------|------------------|
| EAFC5080850-750 | 5/8"     | 8 mil     | 8"      | 7,500 ft.   | 0.50 gpm         |
| EAFC5081234-750 | 5/8"     | 8 mil     | 12"     | 7,500 ft.   | 0.34 gpm         |
| EAFC5081245-750 | 5/8"     | 8 mil     | 12"     | 7,500 ft.   | 0.45 gpm         |
| EAFC7081234-600 | 7/8"     | 8 mil     | 12"     | 6,000 ft.   | 0.34 gpm         |
| EAFC7081245-600 | 7/8"     | 8 mil     | 12"     | 6,000 ft.   | 0.45 gpm         |

- High Uniformity on longer runs and hilly terrain.
- Retain flexibility to increase or decrease application rate for greater control over watering and scheduling decisions.
- Available in a wider range of thicknesses to meet the needs of all farming applications.
- Emitter spacing from 6-24 inches



## Toro Aqua-Traxx® Drip Tape



The premium choice for drip irrigation, Aqua-Traxx with the PBX Advantage offers a Proportionally Balanced Cross-Section (PBX) design that optimizes flowpath turbulence to effectively manage water flow, deliver uniform distribution, and reduce clogging.

| Part Number   | Diameter | Thickness | Spacing | Roll Length | Flow Rate/100ft. |
|---------------|----------|-----------|---------|-------------|------------------|
| EA5080650-750 | 5/8"     | 8 mil     | 6"      | 7,500 ft.   | 0.50 gpm         |
| EA5080850-750 | 5/8"     | 8 mil     | 8"      | 7,500 ft.   | 0.50 gpm         |
| EA5081222-750 | 5/8"     | 8 mil     | 12"     | 7,500 ft.   | 0.22 gpm         |
| EA5081245-750 | 5/8"     | 8 mil     | 12"     | 7,500 ft.   | 0.45 gpm         |
| EA7080834-600 | 7/8"     | 8 mil     | 8"      | 6,000 ft.   | 0.34 gpm         |
| EA7081234-600 | 7/8"     | 8 mil     | 12"     | 6,000 ft.   | 0.34 gpm         |

- Superior precision, uniformity, durability, and plugging resistance
- Seamless construction provides maximum strength
- Highly resistant to plugging
- Best-In-Class coefficient of variation (Cv's) – below 3%
- Emitter spacing from 4-24 inches

## Toro Neptune® Flat Emitter Dripline



From seasonal row crops, to more permanent subsurface applications, Neptune's broad product offering fits many grower's needs. The exceptional durability of the tubing materials makes installation and retrieval easier and extends the useful life of Neptune. The molded emitter in the flat emitter dripline resists plugging, offering greater durability even in the most demanding settings. With a wide variety of available flow rates and wall thicknesses, Neptune has the perfect product for your application.

| Part Number   | Diameter | Thickness | Spacing | Roll Length | GPH @ 8 psi | Flow Rate/100ft. |
|---------------|----------|-----------|---------|-------------|-------------|------------------|
| TW5081225-750 | 5/8"     | 8 mil     | 12"     | 7,500 ft.   | 0.25 gph    | 0.42 gpm         |
| TW5151225-420 | 5/8"     | 15 mil    | 12"     | 4,200 ft.   | 0.25 gph    | 0.42 gpm         |
| TW5152425-420 | 5/8"     | 15 mil    | 24"     | 4,200 ft.   | 0.25 gph    | 0.21 gpm         |
| TW5181225-310 | 5/8"     | 18 mil    | 12"     | 3,100 ft.   | 0.25 gph    | 0.42 gpm         |
| TW5241225-200 | 5/8"     | 24 mil    | 12"     | 2,000 ft.   | 0.25 gph    | 0.42 gpm         |
| TW7081225-520 | 7/8"     | 8 mil     | 12"     | 5,200 ft.   | 0.25 gph    | 0.42 gpm         |
| TW7151225-270 | 7/8"     | 15 mil    | 12"     | 2,700 ft.   | 0.25 gph    | 0.42 gpm         |
| TW7151225-270 | 7/8"     | 15 mil    | 24"     | 2,700 ft.   | 0.25 gph    | 0.21 gpm         |


- Highly resistant to plugging – Molded emitters stand up to challenging water and organic fertilizers
- Ultra-high strength and durability – Strength and flexibility make for easy installation and removal, saving on time and labor, and significantly reducing chances of damage
- Blue Stripe® of Quality – install Blue Stripe® up to insure proper outlet placement

# Drip Tape

## Jain/Chapin BTF Drip Tape



Chapin Tape leads the industry in providing the largest flow path, best Cv's and greatest strength in any wall thickness of tape. As the pioneer in tape irrigation, with 50 years experience making the highest quality drip irrigation tape, Chapin offers the widest selection of flow rates, wall thicknesses and inlet filtration options available today. The extraordinary reliability and performance of Chapin Tape is attested to by long term Chapin Tape users world-wide.



| Part Number | Diameter | Thickness | Spacing | Roll Length | Flow Rate/100ft. |
|-------------|----------|-----------|---------|-------------|------------------|
| 11703400    | 5/8"     | 8 mil     | 12"     | 7,500 ft.   | 0.25 gpm         |
| 11703430    | 5/8"     | 8 mil     | 12"     | 7,500 ft.   | 0.50 gpm         |
| 11703437    | 5/8"     | 8 mil     | 12"     | 1,000 ft.   | 0.50 gpm         |
| 11716430    | 5/8"     | 15 mil    | 12"     | 4,000 ft.   | 0.50 gpm         |
| 11733410    | 7/8"     | 8 mil     | 12"     | 5,500 ft.   | 0.30 gpm         |
| 11733424    | 7/8"     | 8 mil     | 12"     | 5,500 ft.   | 0.40 gpm         |
| 11733430    | 7/8"     | 8 mil     | 12"     | 5,500 ft.   | 0.50 gpm         |

- Multiple inlet orifices ensure a continuous water flow to each dripper
- Turbulent flow path design provides larger internal dimensions offering higher resistance to clogging
- Largest selection of flow rates
- Available in 5/8" and 7/8" diameters
- Available wall thickness 4, 5, 6, 8, 10, 13, and 15 mil

## V-Rain Drip Tape



V-Rain Drip Tape is where uniformity and reliable application of water, fertilizers and chemicals is important. Used for trouble free subsurface drip irrigation of most row crops, fruits and flower beds.



| Part Number | Diameter | Thickness | Spacing | Roll Length | Emitter flow | Flow / 100ft. |
|-------------|----------|-----------|---------|-------------|--------------|---------------|
| 5088004070V | 5/8"     | 8 mil     | 4"      | 7,500 ft.   | 0.16 gph     | 0.81 gpm      |
| 5084008070V | 5/8"     | 8 mil     | 8"      | 7,500 ft.   | 0.16 gph     | 0.40 gpm      |
| 5082712070V | 5/8"     | 8 mil     | 12"     | 7,500 ft.   | 0.16 gph     | 0.27 gpm      |
| 5082712xxxV | 5/8"     | 8 mil     | 12"     | 1,000 ft.   | 0.16 gph     | 0.27 gpm      |
| 5081304070V | 5/8"     | 8 mil     | 4"      | 7,500 ft.   | 0.26 gph     | 1.34 gpm      |
| 5086708070V | 5/8"     | 8 mil     | 8"      | 7,500 ft.   | 0.26 gph     | 0.67 gpm      |
| 5084512070V | 5/8"     | 8 mil     | 12"     | 7,500 ft.   | 0.26 gph     | 0.45 gpm      |
| 5084512xxxV | 5/8"     | 8 mil     | 12"     | 1,000 ft.   | 0.26 gph     | 0.45 gpm      |
| 5082004070V | 5/8"     | 8 mil     | 4"      | 7,500 ft.   | 0.41 gph     | 2.0 gpm       |
| 5081008070V | 5/8"     | 8 mil     | 8"      | 7,500 ft.   | 0.41 gph     | 1.0 gpm       |
| 5086712070V | 5/8"     | 8 mil     | 12"     | 7,500 ft.   | 0.41 gph     | 0.67 gpm      |

- Inlet filters and turbulent flowpath requires only 150 mesh filtration for all flow rates and make resistant to plugging.
- Emitter spacing of 4" to 12" allows flow rate to match soil type and field length.
- Made with highest quality polyethylene resins to added strength and resistance to UV rays and chemicals.
- High uniformity with low coefficient of variation saves fertilizers, chemicals and water



## Oval PE Hose

- Toro Blue Strip Oval Hose is manufactured in the United States from the highest grades of polyethylene resins
- For submains and mainlines in row crop applications or lateral lines for small diameters and on more permanent applications
- Used with Tape-Loc® 400 and 700 barb fittings

| Part Number  | Size | Coil Length | Max PSI |
|--------------|------|-------------|---------|
| ELD4040-030  | 1.5" | 300'        | 21      |
| ELD5251-015  | 2"   | 150'        | 21      |
| ELD5251-045  | 2"   | 450'        | 21      |
| ELD7776-020  | 3"   | 200'        | 21      |
| ELD4084-035  | 1.5" | 350'        | 42      |
| ELD52108-025 | 2"   | 250'        | 42      |



**Toll Free 877-396-1956**  
**Fax 616-396-2040**  
**www.springbrooksupply.com**

# Drip Tape Fittings, Tools, and Accessories

## Tape-Loc® Drip Tape Fittings

### 5/8" Tape Fittings



| Part Number | Description                 |
|-------------|-----------------------------|
| 12030092    | Tape-Loc® Tee               |
| 12030049    | Tape-Loc® 90° Elbow         |
| 12030022    | Tape-Loc® Coupling          |
| 12030076    | Tape-Loc® x 1/2" MIPT       |
| 12030017    | Tape-Loc® x 3/4" MIPT       |
| 12030063    | Tape-Loc® x Layflat Hose    |
| 12030008    | Tape-Loc® x 400 Series Barb |
| 12062022    | Tape-Loc® Valve x 400 Barb  |




### 7/8" Tape Fittings

| Part Number | Description                 |
|-------------|-----------------------------|
| 12030146    | Tape-Loc® 90° Elbow         |
| 12030024    | Tape-Loc® Coupling          |
| 12030077    | Tape-Loc® x 3/4" MIPT       |
| 12030065    | Tape-Loc® x Layflat Hose    |
| 12030015    | Tape-Loc® x 700 Series Barb |

## Ironsides Layflat Hose


- Medium Duty
- Reinforced w/ 2 Spiral Plies and Longitudinal Synthetic Cords
- Not Intended For Use As Fire Hose
- Great for Drip Mainline



| Part Number     | ID   | Wall Thickness | Max PSI |
|-----------------|------|----------------|---------|
| 1-1/2 Ironsides | 1.5" | 0.0866"        | 200     |
| 2 Ironsides     | 2"   | 0.0906"        | 175     |
| 2-1/2 Ironsides | 2.5" | 0.0945"        | 150     |
| 3 Ironsides     | 3"   | 0.0984"        | 125     |
| 4 Ironsides     | 4"   | 0.1102"        | 125     |
| 6 Ironsides     | 6"   | 0.1181"        | 100     |

## Vinylflow Layflat Hose

- Light Duty
- Polyester Spiral Wrap for Reinforcement
- Great for Drip Irrigation Main and Header



| Part Number     | ID    | Wall Thickness | Max PSI |
|-----------------|-------|----------------|---------|
| 1-1/2 Vinylflow | 1.67" | 0.0669"        | 80      |
| 2 Vinylflow     | 2.17" | 0.0669"        | 80      |
| 3 Vinylflow     | 3.13" | 0.0787"        | 70      |
| 4 Vinylflow     | 4.13" | 0.0827"        | 70      |
| 6 Vinylflow     | 6.18" | 0.0866"        | 50      |

## Supra Clamps



| Part Number | Supra Size | Common Use     | Size               |
|-------------|------------|----------------|--------------------|
| 030-1908-0  | 31-34      | 1" Suction     | 1-7/32" - 1-5/16"  |
| 030-1911-9  | 40-43      | 1-1/4" Suction | 1-9/16" - 1-11/16" |
| 030-1913-5  | 47-51      | 1-1/2" Suction | 1-7/8" - 2"        |
| 030-1915-1  | 55-59      | 2" Flat hose   | 2-5/32" - 2-5/16"  |
| 030-1916-0  | 59-63      | 2" Suction     | 2-5/16" - 2-1/2"   |
| 030-1920-7  | 79-85      | 3" Flat Hose   | 3-1/8" - 3-11/32"  |
| 030-1921-5  | 85-91      | 3" Suction     | 3-11/32" - 3-9/16" |
| 030-1924-0  | 104-112    | 4" Flat Hose   | 4-3/32" - 4-3/8"   |
| 030-1925-8  | 112-121    | 4" Suction     | 4-3/8" - 4-3/4"    |
| 030-1978-4  | 150-162    | 6" Flat Hose   | 5-7/8" - 6-3/8"    |
| 030-1979-2  | 162-174    | 6" Suction     | 6-3/8" - 6-7/8"    |
| 030-1982-1  | 200-213    | 8" Flat Hose   | 7-15/16" - 8-7/16" |
| 030-1983-0  | 213-226    | 8" Suction     | 8-7/16" - 9-7/16"  |

## Oval Hose Punch



| Part Number | Description                  |
|-------------|------------------------------|
| 12070065    | 400 Barb Punch - Standard    |
| 12070032    | DP-400S punch - Ejector Type |
| 12070033    | 420 Barb Punch - Standard    |

## 400-GRO Grommet for PVC



| Part Number | Description   |
|-------------|---|
| 12290031    | 400-GRO grommet for PVC use 400 Barb - Drill 9/16Hole |

## Layflat Hose Punch Tool



| Part Number | Description              |
|-------------|--------------------------|
| 12070054    | LFP-1 Punch 14mm Orange  |
| 12070055    | LFP-LS-1 Punch-19mm Blue |

## T-Handle Hex for Lay-Flat



| Part Number | Description            |
|-------------|------------------------|
| 12070012    | Hex Tool for FHC-06-LS |
| 12070013    | Hex Tool for FHC-09-LS |

## Goof Plugs



| Part Number | Description                    |
|-------------|--------------------------------|
| 12290034    | MP-1 for 3/16 & 1/4 holes (10) |
| 12290035    | Hole plug for 400 series barb  |
| 12030064    | Plug for FHC-06-LS             |

# Toro Filters & Oval Hose/Layflat fittings

## Aqua-Clear Sand Media Filter



- Ideal for small to medium fields
- One Piece Fiberglass reinforced tank with UV- resistant coating
- 75 psi rating on all tank sizes
- Full automation system is available



Agricultural Irrigation

| Part # | Flow Rate | Gravel/Sand Req. (lbs.) |
|--------|-----------|-------------------------|
| AC-40  | 38 GPM    | 50/125                  |
| AC-60  | 62 GPM    | 50/275                  |
| AC-100 | 98 GPM    | 150/450                 |
| AC-140 | 141 GPM   | 275/650                 |

## XD Series Disc Filters



- Can be installed upright or downward
- Unique disc design allow for longer periods between cleaning, less filter maintenance and prolonged product life.
- Flow rates up to 110 gpm on 2" and 220 gpm on 3"

| Part Number     | Description        |
|-----------------|--------------------|
| IT-ABF5015-3X-N | 2" MIPT - 150 Mesh |
| IT-ABF5020-3X-N | 2" MIPT - 200 Mesh |
| IT-ABF7515-3X-N | 3" MIPT - 150 Mesh |
| IT-ABF7520-3X-N | 3" MIPT - 200 Mesh |

## Oval Hose and Layflat connections



Spigot Adapter



Coupling



Insert Tee

See Page for worm gear clamps

| Part Number | Description           |
|-------------|-----------------------|
| ISP02       | 2" Spigot Adapter     |
| ISP03       | 3" Spigot Adapter     |
| ISP04       | 4" Spigot Adapter     |
| ISP06       | 6" Spigot Adapter     |
| C02         | 2" Insert Coupling    |
| C03         | 3" Insert Coupling    |
| C04         | 4" Insert Coupling    |
| C06         | 6" Insert Coupling    |
| T02         | 2" Insert Tee         |
| T03         | 3" Insert Tee         |
| T04         | 4" Insert Tee         |
| T06         | 6" Insert Tee         |
| L02         | 2" Insert 90deg Elbow |
| L03         | 3" Insert 90deg Elbow |
| L04         | 4" Insert 90deg Elbow |
| L06         | 6" Insert 90deg Elbow |



Insert 90 Elbow

See Page for worm gear clamps

# Drip Tubing



Agricultural Irrigation



**BlueLine<sup>®</sup> PC**  
Premium Pressure Compensating Dripline

We stock most common sizes.  
Pre-Installed Clips for Trellis wire is available.  
Add "-C" to part# when ordering.

## Toro BlueLine PC Dripline

.26, .42, .53, & 1.06 gph flow rates  
12", 18", 24", 30", 36" & 48" spacing

| Part Number | O.D. | Spacing | Flow Per Emitter | Max Run @ 10psi loss |
|-------------|------|---------|------------------|----------------------|
| BP62026-12  | 18mm | 12 in   | 0.26 GPH         | 550 ft               |
| BP62042-12  | 18mm | 12 in   | 0.42 GPH         | 380 ft               |
| BP62042-18  | 18mm | 18 in   | 0.42 GPH         | 550 ft               |
| BP62042-24  | 18mm | 24 in   | 0.42 GPH         | 690 ft               |
| BP62053-12  | 18mm | 12 in   | 0.53 GPH         | 320 ft               |
| BP62053-18  | 18mm | 18 in   | 0.53 GPH         | 450 ft               |
| BP62053-24  | 18mm | 24 in   | 0.53 GPH         | 570 ft               |
| BP62053-36  | 18mm | 36 in   | 0.53 GPH         | 790 ft               |
| BP620106-24 | 18mm | 24 in   | 1.06 GPH         | 360 ft               |
| BP71026-12  | 20mm | 12 in   | 0.26 GPH         | 780 ft               |
| BP71026-18  | 20mm | 18 in   | 0.26 GPH         | 1,050 ft             |
| BP71042-18  | 20mm | 18 in   | 0.42 GPH         | 700 ft               |
| BP71042-24  | 20mm | 24 in   | 0.42 GPH         | 880 ft               |
| BP71053-18  | 20mm | 18 in   | 0.53 GPH         | 580 ft               |
| BP71053-24  | 20mm | 24 in   | 0.53 GPH         | 730 ft               |

## Rainbird PC Ag Dripline

.31, .42, .53, .61, .93 & 1.06 gph flow rates  
12", 18", 24", 30", 36", 48" & 60" spacing



| Part Number | O.D. | Spacing | Flow Per Emitter | Max Run @ 10psi loss |
|-------------|------|---------|------------------|----------------------|
| A5 18 04 12 | 18mm | 12"     | .42 GPH          | 430'                 |
| A5 18 04 18 | 18mm | 18"     | .42 GPH          | 575'                 |
| A5 18 04 24 | 18mm | 24"     | .42 GPH          | 670'                 |
| A5 18 05 12 | 18mm | 12"     | .53 GPH          | 375'                 |
| A5 18 05 18 | 18mm | 18"     | .53 GPH          | 480'                 |
| A5 18 05 24 | 18mm | 24"     | .53 GPH          | 575'                 |
| A5 20 04 12 | 20mm | 12"     | .42 GPH          | 575'                 |
| A5 20 04 18 | 20mm | 18"     | .42 GPH          | 725'                 |
| A5 20 04 24 | 20mm | 24"     | .42 GPH          | 860'                 |
| A5 20 05 12 | 20mm | 12"     | .53 GPH          | 500'                 |
| A5 20 05 18 | 20mm | 18"     | .53 GPH          | 630'                 |
| A5 20 05 24 | 20mm | 24"     | .53 GPH          | 750'                 |

## JAIN Amnon CNL PC Emitterline

.29, .42, .53, .61 & 1.06 gph flow rates  
12", 18", 24", 30", 36", 42", 48" & 60" spacing




| Part Number       | O.D. | Spacing | Flow Per Emitter | Max Run @ 10psi loss |
|-------------------|------|---------|------------------|----------------------|
| AP18-45-29-12-CNL | 18mm | 12"     | .29 GPH          | 525'                 |
| AP18-45-29-18-CNL | 18mm | 18"     | .29 GPH          | 740'                 |
| AP18-45-29-24-CNL | 18mm | 24"     | .29 GPH          | 925'                 |
| AP18-45-42-12-CNL | 18mm | 12"     | .42 GPH          | 470'                 |
| AP18-45-42-18-CNL | 18mm | 18"     | .42 GPH          | 580'                 |
| AP18-45-42-24-CNL | 18mm | 24"     | .42 GPH          | 740'                 |
| AP18-45-53-12-CNL | 18mm | 12"     | .53 GPH          | 360'                 |
| AP18-45-53-18-CNL | 18mm | 18"     | .53 GPH          | 560'                 |
| AP18-45-53-24-CNL | 18mm | 24"     | .53 GPH          | 750'                 |

"CNL" PC is Pressure Compensated NO LEAK so lines do not drain between cycles.  
"AS" is Anti-Siphon and is also available and is great for buried applications.

# Drip Tube Fittings, Tools and Accessories

## Xpando Take-Off Fittings



| Part # | Description                    |
|--------|--------------------------------|
| 45635  | 16mm TakeOff x 16mm ID Tube    |
| 45585  | 16mm TakeOff x 18mm ID Tube    |
| 45675  | 19mm TakeOff x 21mm ID Tube    |
| 45745  | 16mm Rubber Grommet            |
| 45755  | 19mm Rubber Grommet            |
| 44335  | #18 Ratchet Clamp - 17-19mm ID |
| 44295  | #20 Ratchet Clamp - 19-21mm ID |
| 44315  | #22 Ratchet Clamp - 21-23mm ID |

## Step Drill Bit



| Part Number | Description                   |
|-------------|-------------------------------|
| 44460       | Step Drill Bit - 1/4" to 3/4" |
| TRI-16MM    | Step Drill Bit - 18mm Hole    |

## Trellis clips and H-Curls



| Part Number   | Description                   |
|---------------|-------------------------------|
| CLPAG18       | 18mm clip rings for 14ga wire |
| CLPAG20       | 20mm clip rings for 14ga wire |
| HC16-4.0-1000 | H-Curl 4"long x 1,000 pcs     |
| HC16-4.0      | H-Curl 4"long x 24,000 pcs    |

## Toro Blue Stripe Solid Tubing

Toro Blue Strip Round Hose is manufactured in the United States from the highest grades of polyethylene resins. Also available in white, ideal for nursery and greenhouse systems.

| Part Number | Description              |
|-------------|--------------------------|
| EHD1645-050 | 16mm ID,18mm OD x 500'   |
| EHD1645-100 | 16mm ID,18mm OD x 1,000' |
| EHD1847-100 | 18mm ID,20mm OD x 1,000' |
| EHD2662-660 | 26mm ID,30mm OD x 660'   |

## Dripline Tools and Accessories



| Part Number | Description                      |
|-------------|----------------------------------|
| 42378       | 2 in 1 Punch tool-Antelco        |
| 42315       | Key Punch-Antelco-Yellow         |
| 50038       | Hole Punch-Blue-Antelco          |
| 12501090    | 1/8" & 1/4" T-Handle Punch       |
| 12070032    | Hole punch - DP400S - Red        |
| SB 5000     | Blazing Poly Cutter-3/4"to1-1/4" |

## Power-Loc™ Drip Tube Fitting



16mm - 18mm

| Part Number | Description                  |
|-------------|------------------------------|
| 12050301    | Power-Loc™ Tee               |
| 12050304    | Power-Loc™ 90° Elbow         |
| 12050305    | Power-Loc™ Coupling          |
| 12050308    | Power-Loc™ x 1/2" MIPT       |
| 12050317    | Power-Loc™ x 3/4" MIPT       |
| 12050311    | Power-Loc™ x 3/4" MHT        |
| 12050307    | Power-Loc™ x 3/4" FHT Swivel |
| 12050321    | Power-Loc™ x 3/4" PVC Slip   |
| 12050314    | Power-Loc™ Ball Valve        |
| 12050312    | Power-Loc™ Flush valve       |
| 12050315    | Power-Loc™ x3/4FH SwivelTee  |
| 12051038    | Power-Loc™ x Layflat Adapter |
| 12290115    | Figure 8 Jain - up to .84 OD |
| FJQ16       | Figure 8 Toro - up to .80 OD |



20mm

| Part Number | Description                  |
|-------------|------------------------------|
| 12050201    | Power-Loc™ Tee               |
| 12050204    | Power-Loc™ 90° Elbow         |
| 12050205    | Power-Loc™ Coupling          |
| 12050209    | Power-Loc™ x 1/2" MIPT       |
| 12050210    | Power-Loc™ x 3/4" MIPT       |
| 12050211    | Power-Loc™ x 3/4" MHT        |
| 12050207    | Power-Loc™ x 3/4" FHT Swivel |
| 12050602    | Power-Loc™ x 3/4" PVC Slip   |
| 12050223    | Power-Loc™ Ball Valve        |
| FJQ20       | Figure 8 Toro - .80-.92 OD   |

## Steel Ground Staples



| Part Number | Description          |
|-------------|----------------------|
| STAPLES-6   | 6"X1" Steel Staples  |
| STAPLES-8   | 8"X1" Steel Staples  |
| STAPLES-10  | 10"X1" Steel Staples |
| STAPLES-12  | 12"X1" Steel Staples |



**Toll Free 877-396-1956**  
**Fax 616-396-2040**  
**www.springbrooksupply.com**

## Drip Control Zones & Filters

Control Zone Kit Selection Chart

| Filter Type         | Pressure Regulation Manual Flush  |   |   |
|---------------------|---|---|---|
|                     |  |  |  |
| Model #             | XCZ-075-PRF<br>XACZ-075-PRF<br>(Anti-Siphon)                                      | XCZ-LF-100-PRF  | XCZ-100-PRF   |
| Valve               | Low Flow or Anti-Siphon   | Low Flow  | DV or Anti-Siphon   |
| Flow Range          | 0.2 gpm to 5.0 gpm  |   | 3.0 gpm to 15.0 gpm   |
| Inlet x Outlet      | 3/4" FIPT x 3/4" MIPT   | 1" FIPT x 3/4" MIPT   | 1" FIPT x 3/4" MIPT   |
| Inlet Pressure      | 20 to 120 PSI   |   | 20 to 120 PSI   |
| Regulating Pressure | 30 PSI  |   | 40 PSI  |
| Filter              | 200 Mesh  |   | 200 Mesh  |
| Replacement Filter  | RBY200SSMX  |   | RBY200SSMX  |

### Features:

- Static RBY filter regulates pressure to a nominal 30 or 40 psi.
- PF RBY Filter Cap has sealing O-ring and unthreads to provide access to the filter element for easy cleaning.
- 30 or 40 psi pressure regulator is integrated into the filter body.

| Part Number | Description                    |
|-------------|--------------------------------|
| XCZ-075-PRF | 3/4" Valve, Filter & Regulator |
| XCZ-100-PRF | 1" Valve, Filter & Regulator   |
| PRF-075-RBY | 3/4" Filter & Regulator        |
| PRF-100-RBY | 1" Filter & Regulator          |

## XF Series Dripline



### Features:

- Unique material offers significantly greater flexibility, allowing tighter turns with fewer elbows for easier installation.
- Choice of flow rates, spacing and coil lengths provides design flexibility for a variety of non-turfgrass applications.
- Accepts Rain Bird Easy Fit Compression Fittings, XF Dripline Insert Fittings and 17mm insert fittings.
- Use an Air/Vacuum Relief Valve Kit when installation is below soil.
- The pressure-compensating emitter design provides a consistent flow over the entire lateral length ensuring higher uniformity for increased reliability in the pressure range of 8.5 to 60 psi.
- Dual-layered tubing (brown over black) provides unmatched resistance to chemicals, algae growth and UV damage.

| Part Number   | Description              |
|---------------|--------------------------|
| XFD-100       | 100' Blank Tubing        |
| XFD-500       | 500' Blank Tubing        |
| XFD-06-12-100 | 100' .6GPH x 12" Spacing |
| XFD-06-12-250 | 250' .6GPH x 12" Spacing |
| XFD-09-12-100 | 100' .9GPH x 12" Spacing |
| XFD-09-12-250 | 250' .9GPH x 12" Spacing |
| XFS-09-12-500 | 500' .9GPH X 12" Spacing |

## XF Fittings



| Part Number | Description      |
|-------------|------------------|
| XFDCOUP     | 17mm Coupling    |
| XFDELBOW    | 17mm Elbow       |
| XFDTEE      | 17mm Tee         |
| XFDMA050    | 17mm x 1/2" MIPT |
| XFDMA075    | 17mm x 3/4" MIPT |
| XFDEA075    | 17mm x 3/4" FPT  |
| XFDCROSS    | 17mm Cross       |

## Pressure Regulator



| Part Number | Description                   |
|-------------|-------------------------------|
| PSIL30X075  | 30psi, 3/4" fpt, 0.2-5.0 gpm  |
| PSIM30X075  | 30psi, 3/4" fpt, 2.0-10.0 gpm |
| PSIM40X075  | 40psi, 3/4" fpt, 0.2-5.0 gpm  |



**New!**  
XFS Subsurface Dripline  
With Copper Shield™



Call Spring Brook Supply  
For More Details



## Xeri-Spray 360



### Features:

- True micro-spray with full-circle fan spray pattern.
- Adjust flow/radius by turning outer cap.
- Ideal for mass plantings, ground cover, annual flower beds and containers.
- Three convenient installation connections for design flexibility: 10-32 self-tapping thread, 1/4" barb and 5" spike.
- Easily cleaned by completely unscrewing cap from base unit.

| Part Number | Description          |
|-------------|----------------------|
| XS360TS025  | Full Circle Barb     |
| XS360TS1032 | Full Circle Threaded |
| XS360TSSPYK | Full Circle Spike    |

## Xeri-Sprays



### Features:

- Adjust flow/radius by turning integral ball valve.
- Uniform emission pattern provides excellent distribution.
- 10-32 self-tapping threads fit into 1/2" x 10-32 adapter (10-32A); 1800 Xeri-Bubbler™ adapter (XBA-1800); and polyflex riser (PFR-12).
- Ideal for ground cover, mass plantings, annual flower beds, and containers.

| Part Number | Description   |
|-------------|---------------|
| XS90        | Quarter Spray |
| XS180       | Half Spray    |
| XS360       | Full Circle   |
| XS360ADJMST | Full Circle   |

## Xeri-Bug Emitters



### Features:

- Ideal for watering the root zones of plants, trees, and container plants. Xeri-Bugs emit water at rates of 0.5, 1.0 and 2.0 gallons-per-hour (GPH) which allows soils to absorb water more completely into the root zones of plants

| Part Number | Description     |
|-------------|-----------------|
| XB05PC      | 1/2 GPH Emitter |
| XB10PC      | 1 GPH Emitter   |
| XB20PC      | 2 GPH Emitter   |

## Xeri-Bubblers



### Features:

- Adjust flow and radius by turning outer cap.
- Clean by completely unscrewing cap from base unit.
- Three convenient installation connections available for design flexibility: 10-32 self-tapping thread, 1/4" barb, and 5" spike
- Stream and Bubbler Pattern

| Part Number | Description          |
|-------------|----------------------|
| SXB180025   | Half Circle Barb     |
| SXB360025   | Full Circle Barb     |
| UXB360025   | Full Circle Barb     |
| SXB1801032  | Half Circle Threaded |
| SXB3601032  | Full Circle Threaded |
| UXB3601032  | Full Circle Threaded |
| SXB180SPYK  | Half Circle Spike    |
| SXB360SPYK  | Full Circle Spike    |
| UXB360SPYK  | Full Circle Spike    |

## Xeri-Pop Spray



### Features:

- The Xeri-Pop micro-spray makes it easy to integrate a durable micro-spray into a low-volume drip irrigation design.
- The only pop-up spray that works in low-volume low-pressure application, and this is the perfect solution to vandal-prone areas.
- Xeri-Pops can be installed and located in nearly any location and are ideal for small, odd-shaped planting beds; the 12" version is perfect for annual flower beds.
- Xeri-Pops work with Rain Bird 5' and 8' MPR nozzles and SQ Series Nozzles — nozzles with square spray patterns and adjustable throws of 2.5' and 4'.

| Part Number | Description |
|-------------|-------------|
| XP400X      | 4" Spray    |
| XP600X      | 6" Spray    |
| XP1200X     | 12" Spray   |

## XQ 1/4" Tubing



### Features:

- Unique blend of polymers that give it the flexibility of vinyl with hold of poly.
- Fits over barbed outlet ports and all Xerigation emission devices and 1/4" transfer fittings.
- Unique coiling method allows tubing to remain coiled as tubing is extracted.
- Extruded from UV-resistant polyethylene resin materials.
- 60 psi rating exceeds competitor's specifications.

| Part Number | Description           |
|-------------|-----------------------|
| XQ100       | 1/4" x 100'           |
| XQ1000      | 1/4" x 1000'          |
| XQ1000B     | 1/4" x 1000' w/Bucket |



# Micro Irrigation

## Spray Stakes



### Features:

- Stake designed in a "H" pattern and taller for better stability in most soil medias.
- Multiple flow rates and patterns.
- Made with UV-resistant resins, designed to last and reduce the possibility of tip damage.
- Spray direction indicator
- Built-in shut-off tip
- Designed to work effortlessly for years.
- Uses 187x125 polyethylene tubing
- Down spray and horizontal spray patterns

| Part Number | Description               |
|-------------|---------------------------|
| 12501250    | Black-High Flow-160       |
| 12501251    | Green-Medium Flow-160     |
| 12501252    | Avacado-Low Flow-160      |
| 12501253    | Terra Cotta-Mini Flow-160 |
| 12501254    | Brown-Low Flow-90         |
| 12501255    | Gray-Mini Flow-90         |
| 12501256    | Blue-Medium Flow-360      |

## Chapin Drip Tubes



### Features:

- Precision casted alloy metal weights
- Multiple tube lengths in 0.076" tube ID
- Looks orderly and neat on a bench
- Ideal for both small and large pots
- Quickly adapts between crop change over
- Cost effective solution for pot irrigation
- Available standard or On/Off tube weight
- PC available in 0.5 GPH, 1.0 GPH, or 2.0 GPH

| Part Number | Description              |
|-------------|--------------------------|
| 127723XX    | 0.5 GPH PC On/Off Weight |
| 127733XX    | 1.0 GPH PC On/Off Weight |
| 127743XX    | 2.0 GPH PC On/Off Weight |
| 127701XX    | Standard Tube Weight     |
| 127713XX    | On/Off Tube Weight       |

Replace XX with Appropriate Length

## Jain Solid Tubing



### Features:

- Virtually every size is available in either polyethylene or flexible vinyl on weather resistant cardboard reels
- All Jain polyethylene tubing is manufactured using Union Carbide materials that offer the exclusive Fingerprint® identification feature and contain a minimum of 2% carbon black for UV protection
- Polyethylene and vinyl tubing are available in black (standard) and special colors (upon request)
- Hose may be ordered with holes pre-punched to ease field installation of emitters.
- 7-year non-prorated warranty

| Part Number | Description           |
|-------------|-----------------------|
| 11190149    | .187" x .125" x 100'  |
| 11190589    | .187" x .125" x 1000' |
| 11200002    | .700" x .600" x 100'  |
| 11200122    | .700" x .600" x 500'  |
| 11200318    | .700" x .600" x 1000' |

Other Sizes and Lengths Available



## Agri Dripper Emitter



| Part Number | Description                   |
|-------------|-------------------------------|
| 30225       | 1/2 gph Classic Emitter       |
| 30245       | 1 gph Classic Emitter         |
| 30285       | 2 gph Classic Emitter         |
| 30325       | 1/2 gph Pressure Comp Emitter |
| 30345       | 1 gph Pressure Comp Emitter   |
| 30365       | 2 gph Pressure Comp Emitter   |

## Turbo-SC® Plus PC Emitter



| Part Number | Description    |
|-------------|----------------|
| DPJ02-A     | Blue - 1/2 GPH |
| DPJ04-A     | Black - 1 GPH  |
| DPJ08-A     | Red - 2 GPH    |

## N.G.E. SF Emitters



Self Flushing Pressure Compensating

| Part Number   | Description              |
|---------------|--------------------------|
| DPCT02-3-BLUE | 3mm Barb, Blue-.53 GPH   |
| DPCT04-3-BLK  | 3mm Barb, Black-1.06 GPH |
| DPCT08-3-RED  | 3mm Barb, Red-2.11 GPH   |
| DPCT03-MA-GRN | Male Adpt, Green-.75 GPH |
| DPCT03-MA-RED | Male Adpt, Red-2.11 GPH  |

## Mini-Wobbler



### Features:

- Upright & Inverted Models
- 1/2" MIPT Connection
- 2-year warranty on materials, workmanship and performance
- Color-coded nozzles for easy size identification, 5-year warranty on nozzle orifice

### Specifications:

- Flows: .42 - 2.61 GPM
- Pressure: 15 - 25 PSI
- 2-year warranty on materials, workmanship and performance
- Color-coded nozzles for easy size identification, 5-year warranty on nozzle orifice

| Part Number | Description |
|-------------|-------------|
| WOB04M200   | #4 Upright  |
| WOB05M200   | #5 Upright  |
| WOB06M200   | #6 Upright  |
| WOB07M200   | #7 Upright  |
| WOB08M200   | #8 Upright  |
| WOB05M250   | #5 Inverted |
| WOB06M250   | #6 Inverted |
| WOB07M250   | #7 Inverted |
| WOB08M250   | #8 Inverted |

## Drain Stop Plus



### Features:


- Senninger's Drain Stop Plus is specifically designed for overhead irrigation to prevent draining from applicators when the system is shut down. This protects plants beneath applicators from damage and over-watering. The Drain Stop Plus allows lines to remain full to help expedite system start-up time and maximize initial zone coverage. Its unique three-in-one dial design (open, check, and closed) provides additional versatility. It has an easy-clean feature allowing the device to remain in place. A simple twist releases the bonnet for debris removal.

### Specifications:

- Flows: .25 - 5 GPM
- Minimum Opening Pressure: 13.5 PSI
- Minimum Closing Pressure: 3.5 PSI
- Maximum Operating Pressure: 50 PSI

| Part Number | Description     |
|-------------|-----------------|
| DSP2M2F     | Drain Stop Plus |

## Drop Assembly



### Features:

- The Senninger Drop Adapter offers simple, fast and economical installation of drops. It is available as individual components or as an assembly. The Assembly includes two Super Barb Connectors, one 1/2" slip x NPT Connector, 12 inches of 0.345" tubing, 12 inches of 1/2" PVC. It is available with a 1/2" F slip, 3/4" M slip, or 1/2" M NPT outlet connection.

| Part Number      | Description                    |
|------------------|--------------------------------|
| DRADASM1/23S2F24 | 1/2" spigot x 1/2ft x 24" Long |
| DRADASM15/2M2F24 | 1/2" mpt x 1/2ft x 24" Long    |

Other lengths and sizes available



## Pressure Regulators



### Features:

- 100% water tested for accuracy
- Pressures: 6-60 PSI
- Flows: 0.1 to 100 GPM
- Backed by 2-year warranty on materials, workmanship and performance

| Part Number | Description              |
|-------------|--------------------------|
| 12100022    | 3/4" - 15 PSI - 2-20 GPM |
| 12100026    | 3/4" - 20 PSI - 2-20 GPM |
| 12100030    | 3/4" - 30 PSI - 2-20 GPM |
| 12100035    | 3/4" - 40 PSI - 2-20 GPM |
| 12100037    | 3/4" - 50 PSI - 2-20 GPM |
| 12100023    | 1" - 15 PSI - 2-20 GPM   |
| 12100053    | 1" - 20 PSI - 2-20 GPM   |
| 12100031    | 1" - 30 PSI - 2-20 GPM   |
| 12100036    | 1" - 40 PSI - 2-20 GPM   |
| 12100059    | 1" - 50 PSI - 2-20 GPM   |

Other Sizes available

# Manual Valves

## Compact PVC Ball Valves



- Rated to 150psi @ 73F
- T = Threaded  
S = Solvent Weld  
W = White Body  
G = Grey Body

### White Body

| Part Number  |                | Size   |
|--------------|----------------|--------|
| Solvent Weld | Threaded (FPT) |        |
| S1-005W      | T1-005W        | 1/2"   |
| S1-007W      | T1-007W        | 3/4"   |
| S1-010W      | T1-010W        | 1"     |
| S1-012W      | T1-012W        | 1-1/4" |
| S1-015W      | T1-015W        | 1-1/2" |
| S1-020W      | T1-020W        | 2"     |
| S1-025W      | T1-025W        | 2-1/2" |
| S1-030W      | T1-030W        | 3"     |
| S1-040W      | T1-040W        | 4"     |

### Grey Body

| Part Number  |                | Size   |
|--------------|----------------|--------|
| Solvent Weld | Threaded (FPT) |        |
| S1-005G      | T1-005G        | 1/2"   |
| S1-007G      | T1-007G        | 3/4"   |
| S1-010G      | T1-010G        | 1"     |
| S1-012G      | T1-012G        | 1-1/4" |
| S1-015G      | T1-015G        | 1-1/2" |
| S1-020G      | T1-020G        | 2"     |
| S1-025G      | T1-025G        | 2-1/2" |
| S1-030G      | T1-030G        | 3"     |
| S1-040G      | T1-040G        | 4"     |

## SPEARS MFG.

### Industrial Grade PVC Ball Valves



- Rated to 235psi @ 73F
- Optional Accessories:  
Round Safety Handle,  
Stem Extension Kit,  
2" Square Operating  
Nut

| Part Number  |                | Size   |
|--------------|----------------|--------|
| Solvent Weld | Threaded (FPT) |        |
| 2122-005     | 2121-005       | 1/2"   |
| 2122-007     | 2121-007       | 3/4"   |
| 2122-010     | 2121-010       | 1"     |
| 2122-012     | 2121-012       | 1-1/4" |
| 2122-015     | 2121-015       | 1-1/2" |
| 2122-020     | 2121-020       | 2"     |
| 2412-030G    | 2411-030G      | 3"     |
| 2412-040G    | 2411-040G      | 4"     |

\*3" & 4" valve have one union side

## Brass Gate Valves



| Part Number | Size   |
|-------------|--------|
| 514T03      | 1/2"   |
| 514T04      | 3/4"   |
| 514T05      | 1"     |
| 514T06      | 1-1/4" |
| 514T07      | 1-1/2" |
| 514T08      | 2"     |
| 514T09      | 2-1/2" |
| 514T10      | 3"     |
| 514T11      | 4"     |

## Brass Ball Valves - Threaded



| Part Number | Size   |
|-------------|--------|
| 758T01      | 1/4"   |
| 758T02      | 3/8"   |
| 758T03      | 1/2"   |
| 758T04      | 3/4"   |
| 758T05      | 1"     |
| 758T06      | 1-1/4" |
| 758T07      | 1-1/2" |
| 758T08      | 2"     |
| 758T09      | 2-1/2" |

## Cast Iron Gate Valves

- Rated for 200psi CWP
- Ring Tite Gasket for PVC Pipe
- Epoxy Coated
- Specify Handwheel or 2" Nut



| Part Number | Size | Weight (lbs) |
|-------------|------|--------------|
| 10RT10      | 3"   | 33           |
| 10RT11      | 4"   | 46           |
| 10RT13      | 6"   | 90           |
| 10RT14      | 8"   | 154          |

## Cast Iron Butterfly Valves

- Rated for 200psi WOG
- Nickel Plated Disc
- Lever Operated
- Gear Operation Also Available



| Part Number | Size | Weight (lbs) |
|-------------|------|--------------|
| B5-RLO2     | 2"   | 8            |
| B5-RLO3     | 3"   | 10           |
| B5-RLO4     | 4"   | 14           |
| B5-RLO6     | 6"   | 21           |
| B5-RLO8     | 8"   | 35           |


# Valve Boxes & Enclosures

## NDS Valve Boxes

- Available in round or rectangle in black, green, purple, or grey
- Covers are identified with ICV (Irrigation control valve) designation
- Overlapping cover design prevents dirt and grass from settling between body and cover.
- 6" has a snap cover and 10" has a bayonet twist on cover
- UV inhibitors prevents discoloration and deterioration



| Part Number | Size                                    |
|-------------|---|
| 107BCSLV    | 6" Round, Black box/Green Cover         |
| 111BC       | 10" Round, Black box/Green Cover        |
| 113BC       | 14"x19"x12" Rect, Black box/Green Cover |
| 115TB       | 14"x19"x6" Rect, Black Box Only         |
| 124BCB      | 17"x30"x15" Rect, Black box/Green Cover |
| 182002      | 6" Universal Pit Cover Only-Armour      |



## Rainbird Valve Boxes

- Light and durable construction
- Side ridges for extra support
- bottom flanges to help prevent sinking
- Four colors are available: black, green, tan, or purple
- Earth friendly, LEED-compliant material made of 100% recycled materials.
- 6" has a snap cover and 10" has bolt hole and twist lock
- UV inhibitors prevents discoloration and deterioration

| Part Number | Size                                    |
|-------------|---|
| PVB6RND     | 6" Round, Black box/Green Cover         |
| PVB10RND    | 10" Round, Black box/Green Cover        |
| PVBSTD      | 13"x18"x12" Rect, Black box/Green Cover |
| PVBJMB      | 16"x22"x12" Rect, Black box/Green Cover |
| PVBSTDEXT   | 12"x17"x6" Rect, Black box/Green Cover  |
| PVBMST      | 9"x15"x10" Rect, Black box/Green Cover  |



|             |        |        |        |        |        |
|-------------|--------|--------|--------|--------|--------|
| Part Number | 101-XX | 102-XX | 103-XX | 104-XX | 106-XX |
| Length      | 31"    | 27"    | 56"    | 60"    | 19"    |
| Width       | 26"    | 21"    | 42"    | 48"    | 14"    |
| Height      | 21"    | 25"    | 30"    | 41"    | 12"    |
| Part Number | 108-XX | 110-XX | 112-XX | 113-XX | 114-XX |
| Length      | 31"    | 39"    | 36"    | 18"    | 63"    |
| Width       | 27"    | 21"    | 36"    | 17"    | 48"    |
| Height      | 6"     | 21"    | 9"     | 34"    | 61"    |

NEW FROM DEKORRA: A custom address plaque is the finishing touch to a beautiful home. With over a dozen shapes and three metallic finishes, you are sure to find an address plaque just to your taste. For a custom touch, add a line or two of text such as your street name or family name.



\*Replace "XX" with your specified color selection. Choose between Fieldstone Grey(FS) or Riverbed Tan(RB). e.g.(101-FS). Many more sizes offered, call for pricing and availability.



**Toll Free 877-396-1956**  
**Fax 616-396-2040**  
**www.springbrooksupply.com**

# Toro AG Irrigation Controllers



| Part #    | Description                          |
|-----------|--------------------------------------|
| EVO-4AG   | 4 Zone Outdoor Controller            |
| A-EMOD-4  | 4 Zone Expansion Module              |
| A-EMOD-12 | 12 Zone Expansion Module             |
| A-SR-1    | Pump Start Relay                     |
| A-EVO-SC  | Smart Connect Plug-In Receiver       |
| A-EVO-HH  | Wireless Handheld Remote             |
| A-EVO-AR  | Wireless Auxilliary Relay            |
| A-PSS-SEN | Wireless Precision Soil Sensor Probe |
| A-EVO-WS  | Wireless Weather Sensor              |

**Introducing a simple, intuitive, economical controller that gives the agricultural and horticultural growers the features they need now and the ability to expand later**

### Easy to Program & Operate

- >>Built for Agriculture
- >>Program any valve from 1 second to 24 hours
- >>Easy manual runtime for water and fertilizer
- >>Simple interface and familiar terminology

### Two Fertilizer Channels

- >>Simple to program
- >>Set delay start time to allow system filling
- >>Set Fertilizer pump runtime

### Simple Pulse Irrigation

- >>Divide any application into run-or-rest time cycles

### Additional Features

- >>Modular expansion: 4, 8, 12, 16 Valves
- >>Operate up to 4 valves at one time
- >>Excellent diagnostics to identify problems
- >>Wireless Valve Remote with 1,000' range
- >>Use your Smartphone as a remote control
- >>Save and share programming by USB
- >>One button toggle for Spanish / English
- >>Fertilizer, Propagation, and Misting scheduling

## DDC WP

**Rugged waterproof 9 Volt DC controller for remote or isolated installations**



**Agricultural Irrigation**



| Part #       | Description          |
|--------------|----------------------|
| A-DDCWP-2-9V | 2 Zone DC Controller |
| A-DDCWP-4-9V | 4 Zone DC Controller |
| A-DDCWP-6-9V | 6 Zone DC Controller |
| A-DDCWP-8-9V | 8 Zone DC Controller |

### Features and Benefits

- >>Fully Waterproof and Submersible
- >>Operates on DC latching solenoids
- >>Exclusive "Digital Dial" Technology
- >>Unique power Feature
- >>Monthly watering schedules
- >>Easy to use Lock-Out Feature
- >>Control valves up to 200' away on 18 AWG wire
- >>Wired rain sensor compatible

**The DDCWP is waterproof and is ideal for remote or isolated locations, is battery operated with (2) 9V batteries, and controls up to 8 potted DC latching solenoids**



Agricultural Irrigation

## 24V Electric Valves

### 1", 1-1/2", 2" & 3" Plastic Valve

- >>Flow Range from 5-300 gpm
- >>Pressure range form 10-200psi
- >>Manual internal bleed
- >>Manual external bleed (flush mode)
- >>Brass flow control stem (2" & 3" models)
- >>Easily serviced- no removal from system
- >>24VAC, .4amp Inrush, .2amp holding

### Pressure Regulation 213 Models

- >>Manual downsteam pressure regulating
- >>Available in 20-100 or 0-30 psi regulation



| Part #        | Description                             |
|---------------|---|
| A-100P1       | 1"ft 24VAC 5-50gpm Elec Valve           |
| A-100P1.5     | 1-1/2"ft 24VAC 30-110gpm Elec Valve     |
| A-100P2       | 2"ft 24VAC 80-175gpm Elec Valve         |
| A-100P3       | 3"ft 24VAC 150-300gpm Elec Valve        |
| 213P1-100DS   | 1"ft Pressure Regulating Elec Valve     |
| 213P1.5-100DS | 1-1/2"ft Pressure Regulating Elec Valve |
| 213P2-100DS   | 2"ft Pressure Regulating Elec Valve     |
| 213P3-100DS   | 3"ft Pressure Regulating Elec Valve     |
| A-R811-24VACG | 24VAC Solenoid                          |
| E2002         | DC Latching Solenoid                    |
| R2658         | 2 Prong Adapter for PSI sensing         |

## Air/Vacuum Valves



**Air and Vacuum control is essential to the safety, longevity, efficiency, and performance of an irrigation system. Air must be allowed to exit pipelines 1) upon startup to prevent water hammer, 2) during normal operation to prevent air pockets, and 3) air must be allowed to re-enter pipelines and laterals at shut down to prevent vacuum suction**

| Part #    | Description                  |
|-----------|------------------------------|
| ARV-1-A   | 1"npt Continous Air Vent     |
| ARV-2-KA  | 2"npt Continous Air Vent     |
| ARV-1-K   | 1"npt Air release and vacuum |
| ARV-2-K   | 2"npt Air release and vacuum |
| YD-500-34 | 1/2"npt Vacuum Breaker       |
| ARV-BBK1  | 1"npt Air Vent               |

### Removal of Air in Pipelines

>>**Avoid water hammer** Air must be allowed to escape pipelines at the same rate as the water enters the pipeline during startup to avoid dangerous water hammer from occurring.

>>**Remove entrained or dislodged air** Air that has accumulated at high points during system operation must be allowed to escape to avoid air pockets which restrict the flow of water and can cause water hammer.

### Allow the entry of air into Pipelines

>>**Prevent Vacuum Suction in pipelines** Air must be allowed to re-enter mains and submains as water drains during system shutdown to prevent negative suction from occurring and potential collapse of the pipeline.

>>**Prevent Vacuum Suction on laterals:** Laterals which are buried or submerged in water may ingest dirty water and/or soil throught the emitters as a result of vacuum suction if air is not allowed to enter the laterals during system shutdown and drainage.



Agricultural Irrigation



**Toll Free 877-396-1956**  
**Fax 616-396-2040**  
**www.springbrooksupply.com**

# Rainbird Irrigation Controllers

## RAIN BIRD ESP-ME3



The Industry's most flexible controller solution. Supports up to 22 zones.

### Features:

- 4 zone base modular controller
- Zone timing from 1 minute to 6 hours
- 4 individual programs each w/ 6 start times
- WiFi connectivity (w/ LNK WiFi module)
- Tailored watering schedules
- Single controller simplicity
- Delay watering
- Bypass rain sensor by zone
- Seasonal adjust by program
- Total run time calculator by program
- Short detect/programming errors
- One-Touch watering
- User friendly design
- Master valve / pump start circuit
- Expandable to 22 zones with 3 or 6 zone modules (ESPSM3 or ESPSM6)

### Specifications:

- Input Required: 120 VAC, 60Hz
- Output: 24 VAC, 0.6A
- A 10 year lithium battery saves date and time.
- Non-volatile memory saves all program information.



| Part Number | Description                      |
|-------------|----------------------------------|
| ESP4ME3     | 4 zone Indoor/Outdoor Controller |
| ESPSM3      | 3 Zone Module                    |
| ESPSM6      | 6 Zone Module                    |

## ESP-LXME/F



Easily expandable from 8 or 12 zones up to 48 zones with modules.

### Features:

- Hot-swappable module can be installed while the controller is in operation
- Flow Smart Module factory installed in the LXMEF or field upgradable for LXME
- Master valve / pump start circuit
- Weather sensor input with override switch
- 6 user languages
- 365-day calendar with leap year
- Non-volatile memory maintains the schedule during power outages
- Station timing: 0 to 12 hours for all zones
- 4 independent programs with 8 start times
- Supports FloWatch, FloManager, and SimulStations, and Cycle+soak features

### Specifications:

- Input Required: 120VAC
- Output: 26.5VAC 1.9A
- Lithium coin-cell battery for time and date
- 100 year Non-volatile memory saves all program information

| Part Number | Description        |
|-------------|--------------------|
| ESP8LXME    | 8 Zone Controller  |
| ESP12LXMEF  | 12 Zone Controller |
| FSMLXME     | Flow Smart Module  |
| ESPLXMSM8   | 8 Zone Module      |
| ESPLXMSM12  | 12 Zone Module     |

50-200 Zone capable 2-Wire Decoder Commercial Controller

## ESP-LXD Series



### Features:

- Standard 50 Zone expandable to 200 Zones
- 4 Sensor Inputs for 5 different flow and weather sensors and LSP-1 Surge protectors
- ESP Extra-Simple-Programming Interface
- Removable door and front panel for easy mounting and remote programming
- User-selectable 6 language support
- 4 separate programs w/ 8 start times
- Flow Manager and Flow Watch
- 50 to 200 station capacity
- Station run time: 0-12hrs
- Seasonal adjust 0 to 300%
- Lithium battery backup
- Supports FloWatch, FloManager, and SimulStations, and Cycle+soak features

### Options:

- IQ-NCC Network Communication Cartridge
- LXMM Cabinet and Pedestal
- PBCLXD Programming Backup Cartridge

| Part Number | Description                 |
|-------------|-----------------------------|
| ESPLXD      | 50 Station Base 2-Wire      |
| ESPLXD5M75  | 75 Station Module           |
| FD-TURF     | 2-wire Decoder              |
| SD-210TURF  | 2-wire Line Surge Protector |
| DPU-210     | Decoder Programming Unit    |



# Rainbird Irrigation Controller Accessories

## LINK WiFi Module

Control your ESP-ME Controller from anywhere in the World



### Features:

- Upgrades your ESP-ME to make them fully accessible and programmable from iOS and Android devices
- Operates like a wireless remote control
- Instant access allows for system management
- 2.4 GHz (only) WiFi router compatible
- Compatible w/ iOS 8.0 & Android 4.4 or later
- Simplifies initial controller setup

### Specifications:

- Input Required: 120VAC
- Output: 25.5VAC 1A
- Programming Schedule: Custom, Odd/Even, Cyclical



| Part Number | Description |
|-------------|-------------|
| LINKWIFI    | WiFi Module |

## TBOS-BT

Bluetooth 9V Battery-Operated Commercial Irrigation controller



### Features:

- Program with a Smart Phone or Tablet
- Seasonal automatically adjusts zone run time
- Install Anywhere
- Flexible Programming: 1 min to 12 hours
- 3 independent programs w/ 8 start times/day
- Valve Compatibility w/ all Rainbird valves
- Solenoid adapters available for non RB valves
- 3 year trade warranty

### Specs:

- Available in 1, 2, 4, & 6 zone models
- Operates 1 valve per zone
- Powered by 9V alkaline battery (not included)
- Max Distance of 16AWG Valve = 100'
- Max Distance of 186AWG Valve = 32'



| Part Number | Description               |
|-------------|---------------------------|
| TBOS-B1     | 1 Zone Battery Controller |
| TBOS-B2     | 2 Zone Battery Controller |
| TBOS-B4     | 4 Zone Battery Controller |
| TBOS-B6     | 6 Zone Battery Controller |

## FD Decoders



| Part Number | Description       |
|-------------|-------------------|
| FD-101TURF  | 1 Station Decoder |
| FD-202TURF  | 2 Station Decoder |
| FD-401TURF  | 4 Station Decoder |
| FD-601TURF  | 6 Station Decoder |
| LSP-1TURF   | Surge Protector   |
| SD210-TURF  | Sensor Decoder    |

## Flow Sensors



| Part Number | Description               |
|-------------|---------------------------|
| FS100P      | 1" Flow Meter-Plastic     |
| FS150P      | 1-1/2" Flow Meter-Plastic |
| FS200P      | 2" Flow Meter-Plastic     |
| FS300P      | 3" Flow Meter-Plastic     |
| FS100B      | 1" Flow Meter-Brass       |
| FS150P      | 1-1/2" Flow Meter-Brass   |
| FS200P      | 2" Flow Meter-Brass       |

## Rain/Freeze Sensor



| Part Number | Description                |
|-------------|----------------------------|
| WR2-RFC     | Wireless Rain/Freeze Combo |



**Toll Free 877-396-1956**  
**Fax 616-396-2040**  
**www.springbrooksupply.com**

# Rain Bird Valves

## PGA Series



### Features:

- Globe and angle configuration for flexibility in design and installation.
- Normally closed, forward flow design.
- Double-filtered pilot flow to resist debris and clogging of solenoid ports.
- Slow closing to prevent water hammer and subsequent system damage.
- Non-rising flow control handle adjusts water flow as needed.
- Accepts latching solenoid for use with Rain Bird battery-operated controllers.

### Specifications:

- Pressure: 15 to 150 psi
- Flow: 2 to 150 GPM.
- 24 VAC 50/60 Hz
- 0.41 A (9.8 VA) inrush current; 0.28 A (6.7 VA) holding current
- Solenoid coil resistance: 24 Ohms

### PGA Series Performance

| Flow Rate<br>gpm | Pressure Loss (PSI) |       |        |       |       |       |
|------------------|---------------------|-------|--------|-------|-------|-------|
|                  | 1"                  |       | 1-1/2" |       | 2"    |       |
|                  | Globe               | Angle | Globe  | Angle | Globe | Angle |
| 1                | 5.1                 | 4.3   |        |       |       |       |
| 5                | 5.5                 | 5.0   |        |       |       |       |
| 10               | 5.9                 | 5.5   |        |       |       |       |
| 20               | 6.0                 | 5.6   |        |       |       |       |
| 30               | 6.4                 | 5.5   | 1.9    | 1.3   |       |       |
| 40               | 7.0                 | 7.5   | 3.2    | 2.0   | 1.2   | 1.0   |
| 50               |                     |       | 4.8    | 3.0   | 1.5   | 0.9   |
| 75               |                     |       | 11.1   | 6.5   | 3.0   | 1.7   |
| 100              |                     |       | 19.2   | 11.7  | 5.5   | 3.0   |
| 125              |                     |       |        |       | 8.6   | 4.8   |
| 150              |                     |       |        |       | 12.0  | 6.5   |

### Part Number Description

|          |                       |
|----------|-----------------------|
| RB100PGA | 1" Electric Valve     |
| RB150PGA | 1-1/2" Electric Valve |
| RB200PGA | 2" Electric Valve     |

## PRS-Dial



### Features:

- The PRS-Dial is an excellent means of regulating outlet pressure at the valve regardless of incoming pressure fluctuations. The visible scale makes adjustment quick and easy.
- The regulator fits all Rain Bird PGA, PEB, PESB, PESB-R, GB-R, EFB-CP-R, BPE and BPES series valves.

### Part Number Description

|          |                            |
|----------|----------------------------|
| PRS-DIAL | Pressure Regulating Module |
|----------|----------------------------|



## Quick Coupling Valves



| Part Number | Description     |
|-------------|-----------------|
| 3RC         | 3/4" Valve Body |
| 44RC        | 1" Valve Body   |
| 5RC         | 1" Valve Body   |

## Quick Coupling Keys



| Part Number | Description    |
|-------------|----------------|
| 33DK        | 3/4" Valve Key |
| 44K         | 1" Valve Key   |
| 55K-1       | 1" Valve Key   |

## Hose Swivels



| Part Number | Description                |
|-------------|----------------------------|
| SH-0        | 3/4" FPT x 3/4" MHT Swivel |
| SH-1        | 1" FPT x 3/4" MHT Swivel   |
| SH-2        | 1" FPT x 1" MHT Swivel     |

## BL-KR Controller



### Features:

- Communicates directly with smartphones
- Improved Programming Power enables desktop management of hundreds of BL-KR controllers
- View devices on a map using smartphone, tablet, or web browser.
- Full virtual program back up to the cloud
- 1, 2, 4, or 6 zone models available
- Eliminates long wire runs and is ideal for isolated valves where wire is too expensive
- Bluetooth range of 35 feet
- Works with a 9V DC latching solenoids
- Max distance between timer and solenoid is 98ft. with 15 AWG wire

## BL-KR

Bluetooth Battery Controller

| Part Number | Description       |
|-------------|-------------------|
| KRBL-KR1    | 1 Zone Controller |
| KRBL-KR2    | 2 Zone Controller |
| KRBL-KR4    | 4 Zone Controller |
| KRBL-KR6    | 6 Zone Controller |

## ProSeries 100



### Features:

- Straight flow through design
- Self cleaning metering screen
- Manual external bleed screw
- Manual internal bleed through solenoid
- Flow control with removable handle
- Captured plunger
- Available in 3/4" and 1" sizes
- Connection in male and female threaded (NPT), Slip, and barb configurations
- 24VAC Solenoid, .43 Amps Inrush current, and .25 Amps holding current
- Residential and commercial applications

| Part Number    | Description                    |
|----------------|--------------------------------|
| KR7001         | 1" Female thread               |
| KR7001-SL      | 1" Slip                        |
| KR7001-NFC     | 1" Female - No Flow Control    |
| KR7001-MXB     | 1" Male X Barb                 |
| KR7001-MXB-NFC | 1" Male X Barb-No Flow Control |
| KR7075         | 3/4" Female                    |
| KR7075-SL      | 3/4" Slip                      |
| KR7075-NFC     | 3/4" Female-No Flow Control    |

## ProSeries 150



### Features:

- Heavy Duty, Corosion and UV resistant
- External bleed screw w/ removable pin
- Manual internal bleed through solenoid
- Removable Inlet Cap
- Flow control with removable handle
- Captured plunger
- Available in 1-1/2" & 2" sizes
- Heavy Duty Santoprene Diaphragm
- Connections only female threaded (NPT)
- 5 year limited warranty
- 24VAC Solenoid, .4 Amps Inrush current, and .2 Amps holding current
- Residential and commercial applications

| Part Number | Description          |
|-------------|----------------------|
| KR7115      | 1-1/2" Female thread |
| KR7102      | 2" Female thread     |



# Hydro Rain Controllers and Rain Sensor

A straightforward, user-friendly, and cost effective controller

## HRC-100 Series



### Features:

- Three Independent Programs
- Non-Volatile Memory
- UL Listed Indoor/Outdoor Box
- Seasonal Water Budgeting
- Wireless Rain/Freeze Sensor Ready
- Hinged faceplate panel for easy wiring access



| Part Number   | Description           |
|---------------|-----------------------|
| HRC-100-04-NA | 4 Station Controller  |
| HRC-100-06-NA | 6 Station Controller  |
| HRC-100-09-NA | 9 Station Controller  |
| HRC-100-12-NA | 12 Station Controller |

## HRC-400 Series



WiFi Smart Controllers powered by B-hyve and Bluetooth Technology

### Features:

- 4 Programs with 4 start times
- Programed data safely stored
- Manual advance with 1 button convenience
- Fast to program and Install
- Multi-Site management
- Remote control with the mobile App
- 3 year Unconditional parts warranty

The New HRC-410-WF-8 has a clean, slim look. WiFi Smart by B-hyve All controlled from your Phone, Tablet, or computer.



| Part Number   | Description              |
|---------------|--------------------------|
| HRC-400-08-NA | 8 Zone Wifi Controller   |
| HRC-400-16-NA | 16 Zone Wifi Controller  |
| HRC-410-WF-8  | 8 Zone Smart WiFi Indoor |

Setting a new standard in battery operated controllers

## HRC-990 Series



### Features:

- DC Latching Solenoids (1 included)
- conserve actuation energy
- Rated "submersible" operates under water
- Intuitive "dial type" wire-free programming module
- Accommodates HRC 990 moisture sensor
- Operates up to four valves
- For use with Hydro-rain valves
- Adapters available for Rainbird, Hunter, Ir-ritrol valves
- Dual program A/B
- Multiple start times
- Water budgeting 10% to 200%

| Part Number   | Description                          |
|---------------|--------------------------------------|
| HRC-990-04-01 | 1 to 4 Station Controller            |
| HRC-990-SD-MD | DC Solenoid                          |
| HRC-990-DV-AD | Rain Bird DV Adapter                 |
| HRC-990-PB-MD | Rain Bird PEB/Hydro Rain HRB Adapter |

Rain/Freeze sensors designed to save you Money !

## HRC-100 Sensor



### Features:

- Adjustable moisture activation— $\frac{1}{8}$ ",  $\frac{1}{4}$ ",  $\frac{1}{2}$ ",  $\frac{3}{4}$ ", 1" rainfall settings for variable climates
- Universal—For use with most brands of 24 Volt sprinkler timers
- Quick rain gutter mount—No tools required for mounting the sensor to a rain gutter
- Wireless Transmission range—Over 300 feet line of sight
- Manual bypass control—Allows for deactivation during sprinkler system maintenance

| Part Number   | Description           |
|---------------|-----------------------|
| HRC-100-RS-RF | Wireless Rain Sensor  |
| HRC-100-RS    | Hardwired Rain Sensor |



# Weathermatic Controllers

## Proline Series



### Features:

- Modular - 4 to 16 stations
- Manual Test Settings In Seconds
- On-Board Multi-Meter
- Patented Valve Locator
- Real Time Clock/Calendar & Non-Volatile Program Memory with Daylight Savings Time
- Runoff Eliminator
- Omit Times/Days/Dates
- Monthly % Adjust
- Backtrack Stored Program Feature
- Grow-In Program

| Part Number | Description               |
|-------------|---------------------------|
| PL800       | 4 Station Base Indoor     |
| PL1600I     | 4 Station Base Indoor     |
| PL1600      | 4 Station Base Outdoor    |
| SLM2        | 2 Station Module (PL800)  |
| SLM4        | 4 Station Module (PL1600) |



## SmartLine Series



### Features:

- Modular - 4 to 48 station
- Manual Test Settings In Seconds
- On-Board Multi-Meter
- Patented Valve Locator
- Real Time Clock/Calendar & Non-Volatile Program Memory with Daylight Savings Time
- Runoff Eliminator
- Omit Times/Days/Dates
- Monthly % Adjust
- Backtrack Stored Program Feature
- Grow-In Program
- Optional Wired/Wireless Weather Station

| Part Number | Description                    |
|-------------|--------------------------------|
| SL800       | 4 Station Base Indoor          |
| SL1600      | 4 Station Base Indoor/Outdoor  |
| SL4800      | 12 Station Base Indoor/Outdoor |
| SLM2        | 2 Station Module (SL800)       |
| SLM4        | 4 Station Module (SL1600)      |
| SLM12       | 12 Station Module (SL4800)     |

## SmartWire Series

### SmartWire

2-WIRE  
DECODER  
SYSTEM



### Features:

- Converts SL1600 controller to a 48 station 2-wire controller
- Connections for up to 3 different 2-wire paths
- Programs and operates SmartWire SLDEC Series decoders
- LED display and status lights for programming, operation status, and troubleshooting
- 1,2, and 4 station programmable decoders
- SLGDT provides surge protection



| Part Number | Description              |
|-------------|--------------------------|
| SL9648TW    | 48 Station 2-Wire Module |
| SLDEC1      | 1 Station Decoder        |
| SLDEC2      | 2 Station Decoder        |
| SLDEC4      | 4 Station Decoder        |
| SLGDT       | Lighting Arrestor        |



## SmartLink AirCard



### Features:

- Have immediate web-based access to your irrigation system from SmartLink Network
- Provides web-based control from your computer, tablet, or smartphone
- Make programming changes remotely
- Get alerted if a problem occurs
- Freeze prevention automatically prevents watering during freezes
- Remote shut down in case of emergency
- Dramatic Water Savings for areas with local watering restrictions

| Part Number    | Description          |
|----------------|----------------------|
| SL-AIRCARD     | Air Card             |
| SL-AIRCARDFLOW | Air Card w Flow      |
| RFS5           | Wireless Rain Sensor |
| RFS1           | Wired Rain Sensor    |



**Toll Free 877-396-1956**  
**Fax 616-396-2040**  
**www.springbrooksupply.com**

# Soil Moisture Sensors

## IRROMETER



Irrometer Tensiometer



IRROmesh Node w 200SS's

The original Irrometer Tensiometers & Watermark sensors are used to measure Soil water tension which indicates the plants water availability in field and row crops, tree farms, and nurseries. IRROmesh is a solar powered, wireless sensor network that delivers data to an "Internet of Things" web environment.

| Part #        | Description                      |
|---------------|----------------------------------|
| SR206         | 6" Deep Tensiometer              |
| SR212         | 12" Deep Tensiometer             |
| SR218         | 18" Deep Tensiometer             |
| SR224         | 24" Deep Tensiometer             |
| SR236         | 36" Deep Tensiometer             |
| SR248         | 48" Deep Tensiometer             |
| SU1002        | Service Vacuum pump w gauge      |
| 200SS-5       | Watermark basic sensor w 5' lead |
| 30-KTCD       | Watermark Digital Meter          |
| 200SS-Probe18 | 18" deep probe Kit w rubber cap  |
| 200SS-Probe24 | 24" deep probe Kit w rubber cap  |
| 200SS-Probe30 | 30" deep probe Kit w rubber cap  |
| 900M-8        | Watermark datalogger w 8 sensors |
| 975B          | IRROmesh Base Node               |
| 975NR         | IRROmesh Relay Node              |
| 975NE         | IRROmesh End Node                |
| 975P          | IRROmesh PC Link                 |
| I-1014        | Irrometer Soil Auger tool kit    |



Watermark 200SS-5



Watermark 30-KTCD



200SS-Probe18

## AGSENSE



Supervise and Control your Pivot, Linear and Drip Irrigation systems



Take control on your T-L center pivot

AgSense Farm Solution allow you to connect, monitor, control, and manage your irrigation systems from anywhere with the AgSense App as well as receive timely alerts for issues such as pump shut down or a stuck pivot.

- ~ Control your operation through the Ag Sense App
- ~ Ag Sense alerts will provide you with peace of mind
- ~ From the field to the Bin, AgSense monitors it all
- ~ Connect, Monitor, and Manage your irrigation system from anywhere
- ~ Pump control, Soil Moisture, Flow/Pressure, Tank Levels, Grain Temperature
- ~ Precision Link & Field Commander for T-L pivots provide near real time info



# ENVIROMONITOR<sup>®</sup>

DAVIS<sup>INSTRUMENTS</sup>

MEASURE • MONITOR • MANAGE

**EnviroMonitor**, from Davis Instruments, has been engineered from the ground up to meet the needs of today's data-driven world. EnviroMonitor helps you measure, monitor and manage a wide range of environmental conditions.

EnviroMonitor is more than a weather station. It is a powerful, expandable, and surprisingly affordable mesh network. Supporting hundreds of sensors from Davis and other leading sensor manufacturers you know and trust.

Designed for flexibility, scalability, and mobile access, EnviroMonitor can be installed on a small farm or scaled to cover thousands of acres.



**Supported sensor types:**

- GroWeather<sup>®</sup>
  - Temperature
  - Humidity
  - Dew Point
  - Wind Speed
  - Wind Direction
  - Rainfall
  - Rain Rate
  - Solar Radiation
  - Evapotranspiration

Barometric Pressure is measured in the Gateway

- Temperature
- Wind Speed/Direction
- Rainfall
- Pressure Transducers
- Pressure Switches
- Soil Moisture

- Temperature/Humidity
- Solar Radiation
- Leaf Wetness
- Flow Meters
- Water Level
- Soil Salinity
- Soil Temperature

EnviroMonitor currently supports sensors from these manufactures. For the latest list of supported sensors, please visit our website at: [www.davisinstruments.com/em-sensors](http://www.davisinstruments.com/em-sensors).



SAVES MONEY  
IMPROVES YIELDS  
EASY ACCESS TO FIELD DATA



IRRIGATION MANAGEMENT  
FROST WARNINGS  
SOIL CONDITIONS



**Toll Free 877-396-1956**  
**Fax 616-396-2040**  
**www.springbrooksupply.com**

# Electrical Troubleshooting Tools



## Pro-900



### Features:

- Advanced digital Cable, Valve, and wire locator
- 3 Modes of connection for flexibility and safety
- AC Power Tracking
- Adjustable power with Dual Frequencies
- Extended Range for the large systems
- Power Hum Rejection for Fast and Accurate tracking.
- Membrane Switch Technology
- Audio or Analog Meter Response Indicator
- Null or Peak Tracking with a push of a button
- 99% AC Interference/Buzz Removal

### Specifications:

- Power: Main AC Adapter or internal (8) "D" rechargeable batteries (included)
- Receiver uses 1.9v square (included)
- Maximum Ranges: Depth at 8 Feet, Distance is infinite with Wireless/Broadcast Mode
- Frequencies: Standard Mode @ 2Khz, Wireless Mode @ 175Khz
- Power Output Max: 900 v p-p

| Part Number | Description                  |
|-------------|------------------------------|
| PRO-900     | Pro 900 Digital Wire Locator |

## GFL3000



### Features:

- The GFL3000 Ground Fault Locator is a new low cost locator for contractors and maintenance personnel. Incorporating dual power output, the GFL3000 pinpoints ground faults where electrical voltage is being lost to ground. The GFL3000 transmits a powerful charge that is tracked by the GFL3000 receiver. By simply going in the direction of the analog needle kicks on the receiver, the exact spot of the fault can be found. Simply connect the transmitter to ground and the wire to be analyzed and turn it on. Follow the kicks with the receiver using the visual meter.

### Specifications:

- Transmitter uses 12v rechargeable (included)
- Receiver uses 1.9v NEDA (not included)
- Voltage Protection: 240VAC/400VDC
- Power Output Max: 2400 or 3400 VDC selectable

| Part Number | Description          |
|-------------|----------------------|
| GFL3000     | Ground Fault Locator |

## Pro-30



### Features:

- The Pro30 Digital Multimeter is a basic tester for identifying wiring fault

| Part Number | Description       |
|-------------|-------------------|
| PRO-30      | Basic Multi-meter |

## Pro-90/Pro-95



### Features:

- The Pro90 Automatic Multimeter is everything you will ever need in a multimeter.
- The Pro95 Automatic Multimeter is used for 2 wire systems using Milliamp precision

| Part Number | Description            |
|-------------|------------------------|
| PRO-90      | Automatic Multi-meter  |
| PRO-95      | Multi-meter for 2 wire |

## Pro-48K



### Features:

- The Pro48K Sprinkler Solenoid and Clock Checker Kit consists of a Pro48 Solenoid Activator, the Pro210 Tone Probe, and a Pro22 carrying case

| Part Number | Description             |
|-------------|-------------------------|
| PRO-48      | Valve Tester Only       |
| PRO-48K     | Valve Tester w/Tone Kit |



# Low Voltage Wire & Accessories



18 AWG Multi-Conductor

| Part Number | Description |
|-------------|-------------|
| 54702-XX-08 | 18-2 Wire   |
| 54704-XX-08 | 18-4 Wire   |
| 54705-XX-08 | 18-5 Wire   |
| 54706-XX-08 | 18-6 Wire   |
| 54707-XX-08 | 18-7 Wire   |
| 54708-XX-08 | 18-8 Wire   |
| 54709-XX-08 | 18-9 Wire   |
| 54710-XX-08 | 18-10 Wire  |
| 54713-XX-08 | 18-13 Wire  |

XX: Replace with appropriate put-up code  
250' = 04, 500' = 05, 1000' = 06

## Low Voltage Wire



AWG Single-Conductor

| Part Number | Description |
|-------------|-------------|
| 54500-XX-YY | 16-1 Wire   |
| 54501-XX-YY | 14-1 Wire   |
| 54502-XX-YY | 12-1 Wire   |

XX: Replace with appropriate put-up code  
500' = 05, 2500' = 09  
YY: Color code 01=White, 02=Yellow, 04=Red,  
06=Blue, 08=Black



Low Voltage Landscape Lighting Wire

| Part Number | Description |
|-------------|-------------|
| 55266-XX-08 | 16-2 Wire   |
| 55269-XX-08 | 12-2 Wire   |
| 55272-XX-08 | 10-2 Wire   |

XX: Replace with appropriate put-up code  
100' = 03, 250' = 04, 500' = 05



14 AWG 2-Wire Maxi® Cable

| Part Number | Description              |
|-------------|--------------------------|
| 51452-06-02 | Yellow 14-2 Wire x 1000' |
| 51452-06-04 | Red 14-2 Wire x 1000'    |

## Grounding Accessories



| Part Number | Description             |
|-------------|-------------------------|
| 93104-35-00 | 5/8" x 8' Grounding Rod |
| 93251-00-00 | 5/8" Grounding Clamp    |



## Gorilla Wire Strippers



| Part Number | Description               |
|-------------|---------------------------|
| 46005       | AWG #20-#10 wire stripper |
| 46200       | UF #14-#10 wire stripper  |

## Wire Connectors



| Part Number | Description             |
|-------------|-------------------------|
| 61135       | Wire Nut - Black/White  |
| 10222       | Wire Nut - Blue         |
| 20111       | Wire Nut - Tan          |
| SSP316      | 3M Pigtail Connector    |
| BVS-1       | Waterproof #16-#20      |
| BVS-2       | Waterproof #12-#20      |
| DBY         | Direct Bury-Red/Yellow  |
| A-LOC       | 11 Sets - Grease filled |

## Tapes



| Part Number       | Description      |
|-------------------|------------------|
| 86070             | Duct Tape        |
| T60               | Electrical Tape  |
| 1137KA            | 2"wide Tile Tape |
| TEFLON TAPE       | 1/2" x 520       |
| TEFLON TAPE 3/4IN | 3/4" x 520       |

## Poly Cutters



| Part Number | Description                 |
|-------------|-----------------------------|
| T135        | Poly Cutter - 1-1/4"        |
| SS200       | Poly Cutter - 2" - SS Blade |
| BT135       | Blade - 1-1/4" - Standard   |
| BT135SS     | Blade - 1-1/4" - Stainless  |
| SSB200      | Blade - 2" - Stainless      |



**Toll Free 877-396-1956**  
**Fax 616-396-2040**  
**www.springbrooksupply.com**

## Backflow Preventers

### FEBCO® 765 Series Pressure Vacuum Breakers



- All bronze body
- Check valve and air opening port in one assembly
- Lightweight poppet seals air opening under minimum flow conditions
- Simple service procedures. All internal parts serviceable in line from top of unit
- Designed for minimal head loss
- Plastic bonnet protects valve bodies from freeze damage
- Optional union end ball valves for easy removal and ultimate freeze protection



| Part #       | Description                          |
|--------------|--------------------------------------|
| 765DBV-3/4   | 3/4" Pressure Vacuum Breaker         |
| 765EBV-1     | 1" Pressure Vacuum Breaker           |
| 765EBU-1     | 1" Pressure Vacuum Breaker w/ Unions |
| 765FBV-1-1/4 | 1-1/4" Pressure Vacuum Breaker       |
| 765GBV-1-1/2 | 1-1/2" Pressure Vacuum Breaker       |
| 765HBV-2     | 2" Pressure Vacuum Breaker           |
| 765-050      | Repair Kit - 1/2" & 3/4"             |
| 765-100      | Repair Kit - 1" & 1-1/4"             |
| 765-200      | Repair Kit - 1-1/2" & 2"             |

### WILKINS® 720A Series Pressure Vacuum Breakers



- Available Sizes: 1", 1-1/4", 1-1/2", 2"
- Maximum Pressure Rating: 150 psi
- Maximum Working Temp: 110° F
- Replaceable poppet assembly



| Part #     | Description                      |
|------------|----------------------------------|
| 720A-1     | 1" Pressure Vacuum Breaker       |
| 720A-1-1/4 | 1-1/4" Pressure Vacuum Breaker   |
| 720A-1-1/2 | 1-1/2" Pressure Vacuum Breaker   |
| 720A-2     | 2" Pressure Vacuum Breaker       |
| RK1-720A   | Repair Kit - 1/2" to 1" Models   |
| RK2-720A   | Repair Kit - 1-1/4" to 2" Models |

### WILKINS® 975XL Series Reduced Pressure Principle Backflow Preventers



- Available Sizes: 3/4", 1", 1-1/4", 1-1/2", 2"
- Maximum Pressure Rating: 175 psi
- Maximum Working Temp: 180° F
- Full line of repair parts available as special order

| Part #      | Description                                   |
|-------------|---|
| 975XL-3/4   | 3/4" Red. Pressure Principle Vacuum Breaker   |
| 975XL-1     | 1" Red. Pressure Principle Vacuum Breaker     |
| 975XL-1-1/4 | 1-1/4" Red. Pressure Principle Vacuum Breaker |
| 975XL-1-1/2 | 1-1/2" Red. Pressure Principle Vacuum Breaker |
| 975XL-2     | 2" Red. Pressure Principle Vacuum Breaker     |
| RK34-975XLR | Rubber Repair Kit - 3/4" to 1" Models         |
| RK114-975XL | Rubber Repair Kit - 1-1/4" to 2" Models       |

# Injection Pumps

## Piston Metering Injection Pump

Our broad range of injection pumps are available in both simplex and duplex models for your advanced irrigation chemigation needs. All wetted internal parts exposed to chemicals and fertilizers are made from 316 stainless steel, chemically resistant polypropylene and the highest quality seals available today.



### Features:

- Pumping cylinders can be mounted in parallel for large volume applications or for injection of two non-compatible products.
- A simple change of the stroke length sets the precise flow to be injected
- Maximum Pressure: 150 psi

| Part # | Description                       |
|--------|-----------------------------------|
| 10620  | 110-220V Single Phase, 5-30 gph   |
| 11630  | 110-220V Single Phase, 10-100 gph |
| 20620  | 220-440V Three Phase, 5-30 gph    |
| 21630  | 220-440V Three Phase, 10-100 gph  |
| 30620  | 12V Direct Current, 5-30 gph      |
| 30630  | 12V Direct Current, 10-100 gph    |

## FlexFlo® Peristaltic Injection Pump

FlexFlo® peristaltic metering pumps have an impressive edge over other manufacturers peristaltic units. Only FlexFlo® pumps are available with Blue-White's superior patented pump tube design and the patented tube failure detection System. Peristaltic metering pumps are well suited to metering fluids that could foul heads with conventional check valves. Peristaltic pumps have roller assemblies that compress the pump tube in a progressive squeezing action.



### Features:

- Patented tube failure detection (TFD)
- Available with fixed or variable speed drives
- Self-Priming
- Output pressures up to 100 psi
- Feed rates from: .08 to 3.96 gph

| Part #    | Description                  |
|-----------|------------------------------|
| A1N30C-7T | 115V, Analog, 0.198-3.96 gph |
| A1N30E-6T | 115V, Digital, 0.08-1.25 gph |
| A1N32C-6T | 230V, Analog, 0.08-1.25 gph  |
| A1N32E-6T | 230V, Digital, 0.08-1.25 gph |

## Chem-Feed® Diaphragm Injection Pump

Chem-Feed® diaphragm metering pumps excel at pumping clean, aggressive chemicals into high-pressure systems, and require very little maintenance. Standard models feature a quick adjusting, high accuracy mechanical stroke length control. The pump's efficient design and adjustable stroke length allow an operating range of 5% to 100% of the maximum output.



### Features:

- All ball-bearing gear motor with permanent lubrication
- Available with fixed or variable speed drives
- Quick output adjustment
- Output pressures up to 150 psi
- Feed rates up to 15 gph

| Part #         | Description                      |
|----------------|----------------------------------|
| C11X544X000V00 | 115V, PVDF Body, 0.54-10.8 gph   |
| C11X544X400V00 | 115V, Teflon Body, 0.54-10.8 gph |
| C11X564X000V00 | 230V, PVDF Body, 0.54-10.8 gph   |
| C11X564X400V00 | 230V, Teflon Body, 0.54-10.8 gph |

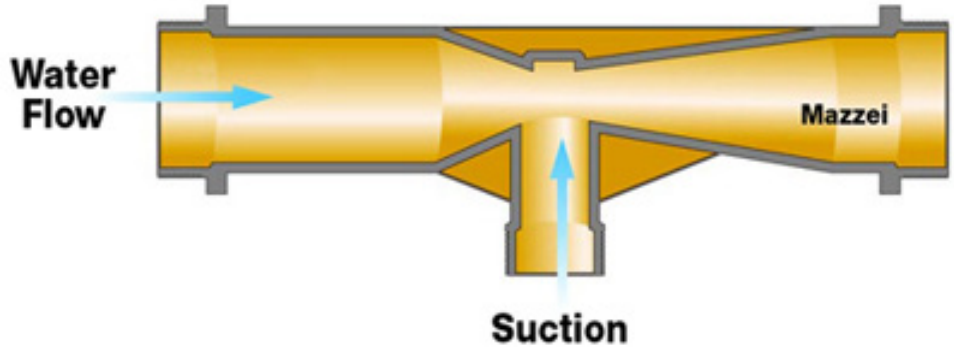
# Mazzei Injectors



Mazzei® injectors offer an economical highly efficient means of injecting gases and liquids, such as chlorine, fertilizers, and other agricultural chemicals into a pressurized water system. Mazzei® injectors use differential pressure to create a low-pressure zone which draws the chemicals into a pressurized water line.

### Features:

- Single-Unit Construction: Trouble-free operation with no moving parts
- Constant injection of material assures uniform distribution
- Safe to Use: Chemicals are under vacuum, not pressure
- No electrical connections
- Can run dry with no problems



**Mazzei injectors are venturi-type injectors:** When pressurized water enters the injector inlet, it is constricted toward the injection chamber and changes into a high-velocity jet stream. The increase in velocity through the injection chamber results in a decrease in pressure, thereby enabling an additive material to be drawn through the suction port and entrained into the water stream. As the jet stream is diffused toward the injector outlet, its velocity is reduced and it is reconverted into pressure energy (but at a pressure lower than injector inlet pressure).

## Injector Models & Kit Assemblies

| Injector Model Number | NPT - PVDF | NPT - Poly | BSPT - PVDF | BSPT - Poly | Injector Size In/Out MIPT or BSPT | Maximum Suction Capacity |            | Suction Line Kit Only | Bypass & Suction Line Kit |
|-----------------------|------------|------------|-------------|-------------|-----------------------------------|--------------------------|------------|-----------------------|---------------------------|
|                       |            |            |             |             |                                   | @ 50 psi                 | @ 3.4 bars |                       |                           |
|                       |            |            |             |             |                                   | gph                      | lph        |                       |                           |
| 283                   | X          | X          |             |             | 1/2"                              | 6.0                      | 22.7       | AAK-184               | AAK184-A                  |
| 287                   | X          | X          |             |             | 1/2"                              | 8.3                      | 31.4       | AAK-184               | AAK184-A                  |
| 384                   | X          | X          |             |             | 1/2"                              | 14.1                     | 53.4       | AAK-184               | AAK184-A                  |
| 384X                  | X          | X          |             |             | 1/2"                              | 33.9                     | 128.4      | AAK-184               | AAK184-A                  |
| 484                   | X          | X          |             |             | 1/2"                              | 17.4                     | 65.9       | AAK-184               | AAK184-A                  |
| 584C                  | X          | X          |             |             | 1/2"                              | 25.6                     | 96.9       | AAK-184               | AAK184-A                  |
| 484A                  | X          | X          | X           |             | 3/4"                              | 17.4                     | 65.9       | AAK-184               | AAK184-B                  |
| 484X                  | X          |            | X           |             | 3/4"                              | 41.7                     | 157.8      | AAK-184               | AAK184-B                  |
| 584                   | X          | X          | X           | X           | 3/4"                              | 25.6                     | 96.9       | AAK-184               | AAK184-B                  |
| 684                   | X          |            | X           |             | 3/4"                              | 25.0                     | 95.0       | AAK-184               | AAK184-B                  |
| 878                   | X          | X          | X           |             | 1"                                | 74.8                     | 283.0      | AAK-183               | AAK181-A02                |
| 885X                  | X          | X          | X           | X           | 1"                                | 140                      | 530.0      | AAK-183               | AAK181-A02                |
| 1078                  | X          | X          | X           | X           | 1"                                | 92.4                     | 350.0      | AAK-183               | AAK181-A02                |
| 1583A                 | X          | X          | X           | X           | 1-1/2"                            | 227.0                    | 860.0      | AAK-183               | AAK183-A                  |
| 1585X                 | X          | X          | X           |             | 1-1/2"                            | 323.0                    | 1,222.0    | AAK-183               | AAK183-A                  |
| 1587                  | X          | X          | X           |             | 1-1/2"                            | 261.0                    | 988.0      | AAK-183               | AAK183-A                  |
| 2081A                 | X          | X          | X           | X           | 2"                                | 631.0                    | 2,388.0    | AAK-282               | AAK282-A                  |
| 2083X                 | X          | X          | X           |             | 2"                                | 1,175.0                  | 4,448.0    | AAK-282               | AAK282-A                  |
| 3090                  | X          |            | X           |             | 3"                                | 1,236.0                  | 4,678.0    | N/A                   | N/A                       |
| 4091                  | X          |            | X           |             | 4"                                | 2,820.0                  | 10,673.0   | N/A                   | N/A                       |

## Fertilizer Injector

# MixRite<sup>TM</sup>

AGRICULTURE  
GREENHOUSE  
LANDSCAPE

MixRite<sup>®</sup> TF-5 and TF-10 injectors are positive displacement water driven injectors. No Electricity is needed. This is a constant concentration of additive no matter what pressure and flow. The solution is added in proportion to the water flow for accuracy. The TF-5 is a low to medium flow unit (2-22gpm) and the TF-10 is a medium flow unit and both are used for fertilizers, pesticides and other additives for farming and irrigation. Not intended for strong acids and alkalis or solvents.



### Features:

- No Electricity needed
- Minimal pressure loss
- Water flow up to 22 gpm on TF-5
- Water flow up to 45 gpm on TF-10
- Injection rates of .1-1%, .2-2%, or 1-5%
- Accurate proportioning regardless of water flow and psi changed

| Part #    | Description                          |
|-----------|--------------------------------------|
| TF-5.001  | 1" mpt., .1 - 1% injection rate      |
| TF-5.002  | 1" mpt., .2 - 2% injection rate      |
| TF-5.005  | 1" mpt., 1.0 - 5% injection rate     |
| TF-10.001 | 1-1/2" mpt., .1 - 1% injection rate  |
| TF-10.002 | 1-1/2" mpt., .2 - 2% injection rate  |
| TF-10.005 | 1-1/2" mpt., 1.0 - 5% injection rate |



Agri Inject MacRoy G Series metering pumps are ideal for precisely applying fertilizer, herbicides, fungicides, soil amendments, acid products, wetting agents, and more. Accuracy and reliability for large volume fluid injection. Complete system with switch, strainer, and Mister-Mist'r Check valve and has a 5 year warranty.



| Part #          | Model | Description  |
|-----------------|-------|--|
| 882-01-111025-D | D25   | Fertilizer, 2.5 to 25 gph, 1/4 hp, 1PH, 100 max. psi     |
| 882-02-111025-D | D25   | Fertilizer, 2.5 to 25 gph, 1/4 hp, 24 Volt, 100 max. psi |
| 882-01-111025-A | D25   | Acid Ready, 2.5 to 25 gph, 1/4 hp, 1PH, 100 max. psi     |
| 882-01-111050-D | D50   | Fertilizer, 5 to 50 gph, 1/4 hp, 1PH, 100 max. psi       |
| 882-02-111050-D | D50   | Fertilizer, 5 to 50 gph, 1/4 hp, 24 Volt, 100 max. psi   |
| 882-01-111050-A | D50   | Acid Ready, 5 to 50 gph, 1/4 hp, 1PH, 100 max. psi       |
| 882-01-111055-0 | G55   | Fertilizer, 5.5 to 55 gph, 1 hp, 1PH, 150 max. psi       |
| 882-02-111055-0 | G55   | Fertilizer, 5.5 to 55 gph, 1 hp, 12Volt, 150 max. psi    |
| 882-01-111055-A | G55   | Acid Ready, 5.5 to 55 gph, 1 hp, 1PH, 150 max. psi       |
| 882-01-111110-0 | G110  | Fertilizer, 11 to 110 gph, 1 hp, 1PH, 150 max. psi       |
| 882-02-111110-0 | G110  | Fertilizer, 11 to 110 gph, 1 hp, 12Volt, 150 max. psi    |
| 882-01-111150-0 | G150  | Fertilizer, 15 to 150 gph, 1 hp, 1PH, 100 max. psi       |



**Toll Free 877-396-1956**  
**Fax 616-396-2040**  
**www.springbrooksupply.com**



Simple, low-cost system that kills harmful bacteria in irrigation water while keeping lines free from algae.

**Safer alternative to Bleach**

The Accu-Tab™ Tablet Chlorination System provides a cost-effective, low-maintenance solution to many of the irrigation industry's operational concerns. Effectively chlorinating well water, surface water and reuse water supplies used for irrigation purposes, the Accu-Tab™ system helps reduce maintenance by controlling algae and iron build-up that can cause drip line clogs in agricultural irrigation systems. Fights water molds like Phytophthora and Pythium in irrigation water helping to improve plant yield and kills harmful bacteria like E. coli and Salmonella, leading causes of food-borne illness.



Line Blaster removes blockage in drip tape, drip tube, micro jets, spinners, spitters, and other style emitters.

### Will Line Blaster Harm My Crop?

**No!!** Line Blaster does not attack the root system of plants and is even safe to spray directly onto plants. We have tested Line Blaster at 30 times the dosage we are recommending and have had no ill effects. Customers have accidentally overfed Line Blaster at extremely high dosages without harming any plants.

| Part # | Description      |
|--------|------------------|
| LB4X1  | 1 gal. bottle    |
| LB1X5  | 5 gal. container |
| LB1X30 | 30 gal. drum     |



**1:6,000**

Inject 1 gallon of Line Blaster for every 6,000 gallons of irrigation water

# Pro Products

## Feeder Systems



A Siphoning system consists of a feeder tank and the associated plumbing that can be connected to the intake side of an above-ground well pump. The vacuum created by the pump as it draws up water from the well also pulls a regulated amount of solution from the feeder tank.

An Injection system consists of a metering pump, feeder tank, pump start relay, and the necessary plumbing. The metering pump pulls the solution from the feeder tank and injects it directly into the irrigation lines.

**Spring Brook Supply offers FREE water testing and will design an injection system to meet your specific needs.**

| Part #     | Description                 |
|------------|-----------------------------|
| RR2650     | Siphoning System            |
| RR2670     | Injection System            |
| RR265057-S | 30 gal. Siphoning Tank Only |
| RR265057-I | 30 gal. Injection Tank Only |
| RR265060   | Siphoning Check Valve       |

## Rust Stain Preventers & Grass So Green



RidO'Rust® 2000 RidO'Rust® 3000

Formula's 2000 & 3000 prevent stains and scale caused by iron in well water from building up on walls, sidewalks, fences, shrubs and other landscape features. Both formulas and GrassSoGreen fertilizer are concentrated solutions designed to be mixed with water in the feed tank of a feeder system. GrassSoGreen fertilizer can be used alone or in combination with the rust prevention formulas.

**GrassSoGreen® is now Phosphorus FREE!**



| Part #    | Description                        |
|-----------|------------------------------------|
| RR2666    | 1 gal. Jug - 2000 Rust Preventer   |
| RR2666-PA | 5 gal. Pail - 2000 Rust Preventer  |
| RR2667    | 1 gal. Jug - 3000 Rust Preventer   |
| RR2667-PA | 5 gal. Pail - 3000 Rust Preventer  |
| RR2655    | 1 gal. Jug - Grass So Green 19-0-0 |

## Rust Stain Remover



If you have a stain problem, you will need to remove the existing stains before installing a prevention system. The Rust Stain Remover will remove most stains without scrubbing; simply spray on and walk away. It is safe to use on both painted and unpainted surfaces, metal surfaces, stucco, concrete, stone, grout and asphalt. The Rust Stain Remover is biodegradable, non-carcinogenic, and will not harm grass or shrubs with normal application.

| Part #    | Description                       |
|-----------|-----------------------------------|
| RR2662    | 1 gal. Jug - Premixed             |
| RR2662-PA | 5 gal. Jug - Premixed             |
| RR2662*DR | 55 gal. Drum - Premixed           |
| RR2653    | 12 oz. - Concentrated Powder      |
| RR2653-45 | 45 lb. Pail - Concentrated Powder |

## Pro Feeder™ & Fertilizers

The ProFeeder is a precision liquid injection system that automatically delivers the most advanced landscape products through your sprinklers as you water. The unique and patented design eliminates the need for tanks, electricity and pump starts. Once installed, simply grab a bottle of Liquid Life plant food, Nature Shield all natural pest barrier or BioNatra organic biostimulant.



| Part #     | Description                            | N-P-K  |
|------------|--|--------|
| P1X        | Pro-Feeder Fertilizer Injector         | -      |
| RRF1G-1C   | 1 gal. Jug - Green Up Blend            | 23-0-0 |
| RRF3G-1C   | 1 gal. Jug - All-Purpose Blend         | 14-0-7 |
| RRNSA-1C   | 1 gal. Jug - Nature Shield             | -      |
| RRF1-NS-1C | 1 gal. Jug - Green Up w/ Nature Shield | 24-0-0 |



**Toll Free 877-396-1956**  
**Fax 616-396-2040**  
**www.springbrooksupply.com**



## Series 1100 Media Filters



Flow-Guard Media Filters provide superior filtration in any irrigation application. Utilizing 3-D filtration through the media bed with a large surface area is proven to be the most effective and reliable way to remove organic and inorganic contaminants from your irrigation water. Programmable backwash Controller is provided. Backwash cycles may be initiated manually or Automatically by a pressure differential or by timed intervals.

**Durable Stainless Steel Construction - Less Maintenance**  
**Increased Backwashing Efficiency - Flow-Balanced Underdrain**

| Part # | GPM Flow Rate | Minimum Backflush GPM | Gravel Requirements | Sand Requirements |
|--------|---------------|-----------------------|---------------------|-------------------|
| 215    | 42-62         | 21                    | 80 lbs.             | 300 lbs.          |
| 218    | 60-88         | 26                    | 160 lbs.            | 400 lbs.          |
| 318    | 90-132        | 26                    | 240 lbs.            | 1200 lbs.         |
| 224    | 107-157       | 48                    | 240 lbs.            | 800 lbs.          |
| 324    | 160-235       | 48                    | 320 lbs.            | 1200 lbs.         |
| 230    | 167-244       | 83                    | 320 lbs.            | 1000 lbs.         |
| 330    | 250-368       | 83                    | 480 lbs.            | 1500 lbs.         |
| 236    | 240-353       | 105                   | 480 lbs.            | 1600 lbs.         |
| 336    | 360-530       | 105                   | 720 lbs.            | 2400 lbs.         |
| 245    | 377-555       | 188                   | 960 lbs.            | 2400 lbs.         |
| 345    | 566-832       | 188                   | 1440 lbs.           | 3600 lbs.         |
| 445    | 754-1110      | 188                   | 1920 lbs.           | 4800 lbs.         |
| 545    | 943-1387      | 188                   | 2400 lbs.           | 6000 lbs.         |
| 645    | 1132-1665     | 188                   | 2880 lbs.           | 7200 lbs.         |
| 248    | 425-625       | 200                   | 1120 lbs.           | 2600 lbs.         |
| 348    | 637-937       | 200                   | 1680 lbs.           | 3900 lbs.         |
| 448    | 850-1250      | 200                   | 2240 lbs.           | 5200 lbs.         |
| 548    | 1062-1562     | 200                   | 2800 lbs.           | 6500 lbs.         |
| 648    | 1275-1875     | 200                   | 3360 lbs.           | 7800 lbs.         |

| Media Material     | Avg. Media size | Equivalent Mesh Size |
|--------------------|-----------------|----------------------|
| #20 Crushed Silica | .48             | 190-250              |
| #16 Crushed Silica | .68             | 130-180              |
| #12 Crushed Silica | 1.05            | 90-130               |

## Series 1300 Galvanized Screen Filters



Flow-Guard Galvanized Pressurized Screen Filters provide excellent filtration of inorganic contaminants. The 1300 Series provide flow ranges of 100 - 3200 gpm, and 304 stainless steel screen filtration grades from 40 to 200 mesh. These handy filters can be used as pre-filters or primary filters depending on the application and the water quality. Available in SYS or SPS configurations with 6", 8" or 10" Inlet and Outlets, and with flanged, victaulic, or Ringlock connections.

**Please call us for part number and connection options**

## Series 1500 Galvanized Screen Filters



Flow-Guard Galvanized Pressurized Screen Filters provide excellent filtration of inorganic contaminants. 1500 Series provide flow ranges of 1200 - 1750 gpm, and stainless steel screen options 1/16", 3/32", 1/8". These handy filters can be used as pre-filters or primary filters depending on application and water quality. The Inlet & Outlet options are only 8" flanged, victaulic, or Ringlock connections.

**Please call us for part number and connection options**

## Series 1600 Sand Separator



Sand separators are used to remove sand and other fine solids from water by using centrifugal force which separates the sand from water. The clean water is forced into the center and up through the outlet. The sand is collected in a chamber at the bottom of the separator and can be flushed out.

**Available from 3" to 8" and flow rates 70-1600 GPM**



# Jain Filters

## Super Flow Filters



- Polypropylene Construction
- Rated to 85 psi
- 50, 100, 150 & 200 Mesh Stainless Steel Screens
- 150 Mesh Nylon Screen Available
- 3/4" Hose Cap or Ball Valve for Cleaning Access

| Part Number | Size(MIPT) | Screen Mesh | Cap | Valve |
|-------------|------------|-------------|-----|-------|
| 12130301    | 3/4"       | 100 SS      | X   |       |
| 12130302    | 3/4"       | 150 SS      | X   |       |
| 12130303    | 3/4"       | 200 SS      | X   |       |
| 12130311    | 1"         | 100 SS      | X   |       |
| 12130312    | 1"         | 150 SS      | X   |       |
| 12130313    | 1"         | 200 SS      | X   |       |
| 12501487    | 3/4"       | 150 Nylon   |     | X     |
| 12500485    | 1"         | 150 Nylon   |     | X     |

## Plastic Spin Clean® Filters



- Spin Clean® action keeps screen clean during operation
- Plastic construction is light weight and resistant to corrosion
- 30, 50, 100, 150 & 200 Mesh Stainless Steel Screens
- 5-8 psi pressure drop required for cleaning action

### Filters

| Part Number | Size(MIPT) | Screen Mesh | Valve |
|-------------|------------|-------------|-------|
| 12130116    | 3/4"       | 150         | X     |
| 12130207    | 1"         | 150         | X     |
| 12130091    | 1-1/2"     | 150         | X     |
| 12130106    | 2"         | 150         | X     |

### Spin Plates

| Part #   | Filter Size | Spin Holes | Flow Rate  |
|----------|-------------|------------|------------|
| 12140001 | 3/4"        | 2          | 9 gpm      |
| 12140002 | 1"          | 2          | 18 gpm     |
| 12140059 | 1-1/2"      | 2          | 23-28 gpm  |
| 12140058 | 1-1/2"      | 3          | 34-42 gpm  |
| 12140013 | 1-1/2"      | 4          | 45-55 gpm  |
| 12140060 | 2"          | 2          | 45-55 gpm  |
| 12140061 | 2"          | 3          | 68-84 gpm  |
| 12140029 | 2"          | 4          | 90-110 gpm |

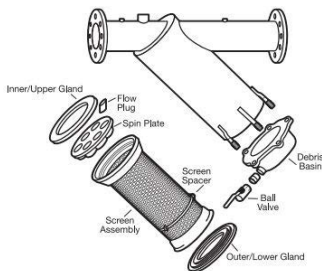


## Steel Spin Clean® Filters



- Spin Clean® action keeps screen clean during operation
- All welded steel housing w/ fusion bond epoxy coating
- 30, 50, 100, 150 & 200 Mesh Screen Options
- Flanged Connections
- 5-8 psi pressure drop required for cleaning action
- Comes with 3-way valve, pressure gauge, air vent & brass ball valve

Speak with a Spring Brook representative to size up a filter to meet your exact need.



| Part Number | Size | Screen Mesh | Flow Rate(Max) | Spin Plate # | Flow Plug # |
|-------------|------|-------------|----------------|--------------|-------------|
| 13150037    | 3"   | 150         | 210 gpm        | 13180056     | 13180055    |
| 13150056    | 4"   | 150         | 365 gpm        | 13180072     | 13180071    |
| 13150069    | 6"   | 150         | 550 gpm        | 13180102     | 13180087    |
| 13150081    | 8"   | 150         | 1300 gpm       | 13180126     | 13180116    |
| 13150002    | 10"  | 150         | 2200 gpm       | 13180018     | 13180016    |
| 13150008    | 12"  | 150         | 2800 gpm       | 13180027     | 13180025    |



**Toll Free 877-396-1956**  
**Fax 616-396-2040**  
**www.springbrooksupply.com**

# Amiad Filters

## Sigma and Mini Sigma Automatic Self Cleaning Filters



- Reliable and durable
- Amiad's unique suction-scanner technology
- Modular design with various installation options.
- Polymeric filter - corrosion free
- Low water and energy consumption
- Compact design and small footprint
- Easy installation and low maintenance
- Ideal for many landscape and Agricultural irrigation applications.
- Amiad's innovative and user friendly ADI-P electronic controller, operated by a mobile App for advanced monitoring capabilities.



| Size          | Max GPM | Configuration          | Empty Weight |
|---------------|---------|------------------------|--------------|
| 2" Mini Sigma | 132     | Vertical or Horizontal | 35 lbs.      |
| 3" Mini Sigma | 220     | Vertical or Horizontal | 44 lbs.      |
| 4" Mini Sigma | 352     | Vertical or Horizontal | 51 lbs.      |
| 4" Sigma Pro  | 528     | Vertical               | 165 lbs.     |
| 6" Sigma Pro  | 792     | Vertical               | 243 lbs.     |
| 8" Sigma Pro  | 1233    | Vertical               | 264 lbs.     |



## Filtomat Steel Automatic Self Cleaning Filters



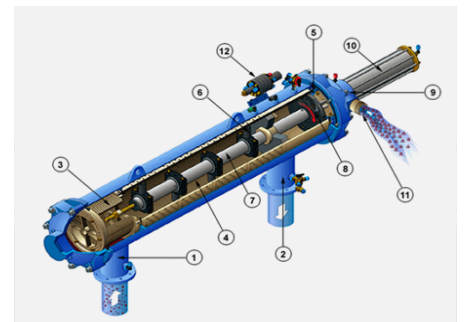
M103C shown

- Hydraulic Self Cleaning with no external power
- Reliable operating mechanism
- Simple construction and easy maintenance
- Ideal solution for agricultural filtration
- Automatic flushing according to psi differential
- Shortest Flush cycle on the market today
- No interruption of downstream flow during flushing
- High reliability and durability
- Hydraulic or Electric (AC,DC) flush control



M106LP shown

| Size   | Max GPM | Control operation          | Empty Weight |
|--------|---------|----------------------------|--------------|
| M102C  | 75      | Hydraulic, 110V AC, 12V DC | 49 lbs.      |
| M103C  | 176     | Hydraulic, 110V AC, 12V DC | 55 lbs.      |
| M103CL | 225     | Hydraulic, 110V AC, 12V DC | 66 lbs.      |
| M104C  | 350     | Hydraulic, 110V AC, 12V DC | 77 lbs.      |
| M104LP | 420     | Hydraulic, 110V AC, 12V DC | 198 lbs.     |
| M106LP | 792     | Hydraulic, 110V AC, 12V DC | 342 lbs.     |
| M108LP | 1275    | Hydraulic, 110V AC, 12V DC | 309 lbs.     |
| M110P  | 1760    | Hydraulic, 110V AC, 12V DC | 348 lbs.     |



1-Inlet, 2-Outlet, 3-Coarse screen, 4-Fine screen, 5-Rotor chamber, 6-Nozzles, 7-Dirt Collector, 8-Rotor, 9-Flushing Valve, 10-Piston, 11-Flush valve

# Amiad Filters

## Plastic Filters



3/4"

- All-purpose plastic filters from 3/4" to 3" in diameter. Filtration degrees available from 3,500 to 22 micron.
- High particle retention: Large filter area allows long intervals between cleaning.
- Non-corrosive and durable engineering plastics: No metal parts in contact with water.

- Easy maintenance: The filter elements can be extracted from the filter housing for rinsing.
- Interchangeable filter element types and a wide range of filtration degrees to meet any need.
- Minimal energy loss: Extremely low pressure loss at high flow rates.
- Multi-purpose: Suitable for irrigation, industrial, domestic, and laboratory applications.

**Contact Spring Brook Supply  
for sizing and part #**



3" Autoflush

## Steel Filters



4" In-line

- Corrosion resistant: Housings are manufactured from high quality steel and are protected by Phosphate pre-treated polyester (Armadillo Armor Coating).
- Filtration degrees available from 3,500 to 80 microns.
- Various types of filter elements are available for applying specific perforation media in order to solve different types of contamination problems.

- No tools required for maintenance.
- Semi-automatic option: Can be equipped with various automatic devices or semi-automatic cleaning devices such as Turboclean, Autoflush, and Brushaway assembly.
- Available with a wide variety of flanges as per European(DIN), British(BSTD), American(ASA), or Japanese(JIS) standards.

**Contact Spring Brook Supply  
for sizing and part #**



EBS 10000

### EBS Filters

- For flow rates up to 4,400 gpm
- Two cleaning methods: suction scanner for fine filtration or stainless steel brush mechanism for coarse filtration

## Water Softener System



Sanitizer Plus Series® water treatment systems combine patented self-chlorinating technology with advanced electronics to perform like four units in one — softening, removing iron and manganese, and raising low pH levels. This self-sanitizing system also controls odors caused by nuisance bacteria and minor sulfur conditions.



- Exclusive Crystal-Right™ media to remove hardness, iron and manganese, correct pH and control odor
- Patented self-chlorinator technology for bacteria control
- Single unit operation — no chemicals or added equipment
- Visual and audible "Check Salt" indicator
- Extended lithium battery backup
- Overrun capacity protection
- Flexible programming saves salt and water
- Advanced history and diagnostic screens
- Features an optional weather cover for outdoor installations



The Sanitizer Plus uses a patented chlorine generator technology which produces chlorine to kill and remove unwanted iron and sulfur bacteria — the same nuisance bacteria that produces foul smells and the "slime coating" inside plumbing fixtures and toilet tanks.

**Water treatment systems are determined by each water test. It is possible to have completely different water than your neighbor. Please contact Spring Brook for additional information.**



Whether you have hard municipal water or extremely hard well water, Impression Series® water softeners deliver the clear, soft water you want and need. Its easy-to-read LED screen and user-friendly console allows you to monitor all operating functions. It's true... nothing will last longer than your first Impression.

- Solid-state microprocessor control
- Meter monitors and self-adjusts regeneration cycles based on household trend of water consumption
- Easily programmed for optimum performance
- Extended lithium battery backup
- Flexible programming saves salt and water
- Advanced history and diagnostic screens
- Features an optional weather cover for outdoor installations

## Reverse Osmosis (R.O.) Systems



Water-Right offers two high-quality R.O. drinking water systems that provide sparkling clear water where it's needed the most — right from the tap. Units are small enough for under-sink installation or wherever sparkling clean water for drinking or cooking is desired.

The Eclipse™ Reverse Osmosis Drinking Water System is designed to provide your family with the cleanest, healthiest water possible. Multiple filters clean ordinary household water to reduce unwanted and harmful contaminants.\* System performance is verified with a touch monitor on the system's faucet base.

- Healthy, sparkling clear drinking water
- Pristine, flavorful coffee, tea and juice
- Clearer ice cubes
- Better tasting soups, sauces and meals when prepared with R.O. water
- Environmentally sound water treatment
- The daily cost of bottled water will no longer be a concern
- Convenient — fresh, clean water ready at your tap

# Cycle Stop Valves

CSV1W



The Cycle Stop Valve models CSV1W, CSV1Z, and CSV2W are pump control valves that automatically adjust pump output to match variable flow requirements. Downstream pressure remains constant as long as demand is between the upper and lower limits of the valve.



- Size: 1" or 1-1/4" FIPT
- Pressure: 15 to 150 psi
- Flow: 1 to 50 gpm
- Cast bronze body
- Buna-N diaphragm
- 2-year warranty

CSV3B



The cycle stop valve model CSV3B is a pump control valve that automatically adjusts pump output to match variable flow requirements. Downstream of the CSV3B, pressure remains constant as long as demand on the system is between 5 gpm and the maximum pump output.

- Size: 2"-3" FIPT or 2"-12" Flanged
- Pressure: 15 to 150 psi
- Flow: 5 to 5,000 gpm
- Polyester coated cast-iron
- Diaphragm options: Nitrile, Buna-N, or EPDM

## Vu-Flow Filters



### Features:

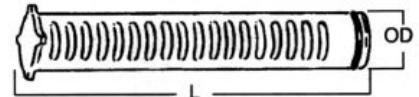
- 180° In-line "T" style installation
- 1-100 gpm models
- 1/2" MIPT cleanout with purge valve
- Supplied with polyester filter screen
- Stainless Steel screen available as special order



| Part Number | Inlet/Outlet | Min/Max Flow |
|-------------|--------------|--------------|
| NT75-XXP    | 3/4"         | 1-25 gpm     |
| NT100-XXP   | 1"           | 1-25 gpm     |
| NT150-XXP   | 1-1/2"       | 10-50 gpm    |
| NT200-XXP   | 2"           | 18-100 gpm   |

## Replacement Screens

| Part #     | Mesh # | Mesh Opening | Micron Size |
|------------|--------|--------------|-------------|
| XX-SC-24   | 24     | 0.028        | 711         |
| XX-SC-30   | 30     | 0.021        | 533         |
| XX-SC-40   | 40     | 0.015        | 381         |
| XX-SC-60   | 60     | 0.01         | 254         |
| XX-SC-100  | 100    | 0.006        | 152         |
| XX-SC-140  | 140    | 0.004        | 104         |
| XX-SC-250  | 250    | 0.0024       | 61          |
| XX-SC-500  | 500    | 0.0012       | 30          |
| XX-SC-1000 | 1000   | 0.0006       | 15          |



| Model # | Length | OD     |
|---------|--------|--------|
| NT30    | 5-1/8" | 1-1/8" |
| NT60    | 8-1/8" | 1-1/8" |
| NT120   | 10"    | 1-7/8" |

# Pump & Well Supplies

## Munro Pump Start Relays



| Part #  | Description                                     |
|---------|---|
| MPSR24  | 24V Relay - Standard                            |
| MPLC24  | 24V Relay w/ Low PSI Cut-Out                    |
| MPLC24T | 24V Relay w/ Low PSI & High Temperature Cut-Out |

## Rainbird Pump Start Relays



| Part #    | Description                    |
|-----------|--------------------------------|
| RBSR24WG1 | 24V Coil for 110V Line Voltage |
| RBSR24WG2 | 24V Coil for 220V Line Voltage |

## Pitcher Pump



| Part # | Description         |
|--------|---------------------|
| HPP10  | Cast Iron Hand Pump |

## Pressure Switches



| Part #          | On     | Off     |
|-----------------|--------|---------|
| 9013FSG2 20/40  | 20 psi | 40 psi  |
| 9013FSG2 30/50  | 30 psi | 50 psi  |
| 9013FSG2 40/60  | 40 psi | 60 psi  |
| 9013FSG2 60/80  | 60 psi | 80 psi  |
| 9013FSG2 80/100 | 80 psi | 100 psi |

### Low Pressure Cut-Out

| Part #       | On     | Off    |
|--------------|--------|--------|
| 9013FRG12J23 | 40 psi | 20 psi |

## NuWell® Acid Pellets



| Part #           | Description           |
|------------------|-----------------------|
| NEW WELL-1/2 GAL | 1/2 gal. Acid Pellets |
| NEW WELL-GALLON  | 1 gal. Acid Pellets   |

## Stainless Steel Well Points



| Part # | Diameter | Length | Slot Size |
|--------|----------|--------|-----------|
| 824X7  | 1-1/4"   | 24"    | 7         |
| 824X10 | 1-1/4"   | 24"    | 10        |
| 824X12 | 1-1/4"   | 24"    | 12        |
| 836X7  | 1-1/4"   | 36"    | 7         |
| 836X10 | 1-1/4"   | 36"    | 10        |
| 836X12 | 1-1/4"   | 36"    | 12        |
| 848X7  | 1-1/4"   | 48"    | 7         |
| 848X10 | 1-1/4"   | 48"    | 10        |
| 848X12 | 1-1/4"   | 48"    | 12        |
| 924X7  | 2"       | 24"    | 7         |
| 924X10 | 2"       | 24"    | 10        |
| 924X12 | 2"       | 24"    | 12        |
| 936X7  | 2"       | 36"    | 7         |
| 936X10 | 2"       | 36"    | 10        |
| 936X12 | 2"       | 36"    | 12        |
| 948X7  | 2"       | 48"    | 7         |
| 948X10 | 2"       | 48"    | 10        |
| 948X12 | 2"       | 48"    | 12        |
| 960X7  | 2"       | 60"    | 7         |
| 960X10 | 2"       | 60"    | 10        |
| 960X12 | 2"       | 60"    | 12        |

## Brass Check Valves



| Part #    | Size       |
|-----------|------------|
| 300-100   | 1" FPT     |
| 300-125   | 1-1/4" FPT |
| 300-150   | 1-1/2" FPT |
| 300-200   | 2" FPT     |
| 300-250   | 2-1/2" FPT |
| 300-300-F | 3" FPT     |
| 300-300   | 3" MPT0    |

## Pressure & Vacuum Gauges



| Part #    | Description                    |
|-----------|--------------------------------|
| PGL2560   | 0-60 PSI, Liquid Filled        |
| PGL25100  | 0-100 PSI, Liquid Filled       |
| PGL25160  | 0-160 PSI, Liquid Filled       |
| PGL25200  | 0-200 PSI, Liquid Filled       |
| MA1865075 | 0-30inHg Vacuum, Liquid Filled |

## Key-Tite Pipe Dope



**DON'T FORGET THE KEY-TITE**  
Best teflon based, Non-hardening  
pipe joint compound we found.

| Part # | Description                 |
|--------|-----------------------------|
| 10068  | 1/2 pint Key-Tite Pipe Dope |

## Pressure Relief Valves



| Part #    | Description                |
|-----------|----------------------------|
| P1500 1/2 | 1/2" Pressure Relief Valve |
| P1500 3/4 | 3/4" Pressure Relief Valve |

## Drive Couplings



| Part #   | Size   |
|----------|--------|
| AAR1-1/4 | 1-1/4" |
| AAR2     | 2"     |

# Pumps

## Self-Priming Centrifugal Pumps



Designed specifically for Residential turf irrigation and draws water from ponds, lakes, streams, or shallow wells.

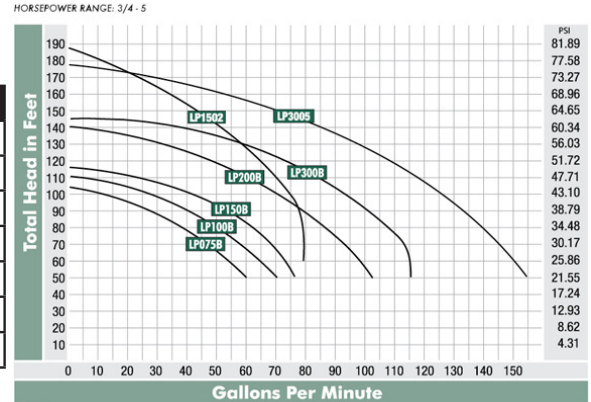


### Features:

- Brass Impeller
- Silican carbide/carbon seal
- Cast iron body and internal components
- Built in Prime, Drain & Sensor ports
- 1-year warranty

| Part #  | Horsepower | Suction | Discharge | Voltage | Phase | Weight   |
|---------|------------|---------|-----------|---------|-------|----------|
| LP075B  | 3/4 HP     | 2"      | 1-1/2"    | 115/230 | 1     | 66 lbs.  |
| LP100B  | 1 HP       | 2"      | 1-1/2"    | 115/230 | 1     | 72 lbs.  |
| LP150B  | 1-1/2 HP   | 2"      | 1-1/2"    | 115/230 | 1     | 72 lbs.  |
| LP200B  | 2 HP       | 2"      | 1-1/2"    | 208/230 | 1     | 80 lbs.  |
| LP300B  | 3 HP       | 2"      | 1-1/2"    | 208     | 1     | 94 lbs.  |
| LP1502B | 2-1/2 HP   | 2"      | 1-1/2"    | 208/230 | 1     | 151 lbs. |
| LP3005B | 5 HP       | 3"      | 3"        | 208/230 | 1     | 151 lbs. |


\*3 Phase pumps are also available (add 3 to the part # - LP075B3)



## Self Priming Centrifugal Pumps



Ideally suited for Residential and Commerical Agricultural irrigation systems where higher flows and pressures are required.



### Features:

- Brass Impeller
- Silica carbide/carbon seal
- Cast iron body and internal components
- Built in Check Valve
- 1-year warranty

### Medium Head Pumps

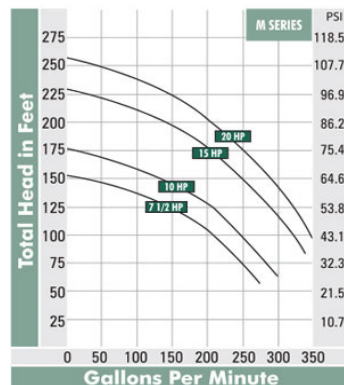
| Part # | HP  | Suction | Discharge | Voltage | Phase | Weight   |
|--------|-----|---------|-----------|---------|-------|----------|
| MU75MS | 7.5 | 4"      | 3"        | 230     | 1     | 225 lbs. |
| MU75MT | 7.5 | 4"      | 3"        | 230/460 | 3     | 174 lbs. |
| MU10MS | 10  | 4"      | 3"        | 230     | 1     | 229 lbs. |
| MU10MT | 10  | 4"      | 3"        | 230/460 | 3     | 197 lbs. |
| MU15MT | 15  | 4"      | 3"        | 230/460 | 3     | 210 lbs. |
| MU20MT | 20  | 4"      | 3"        | 230/460 | 3     | 241 lbs. |

### High Head Pumps

| Part # | HP  | Suction | Discharge | Voltage | Phase | Weight   |
|--------|-----|---------|-----------|---------|-------|----------|
| MU75HS | 7.5 | 4"      | 3"        | 230     | 1     | 225 lbs. |
| MU75HT | 7.5 | 4"      | 3"        | 230/460 | 3     | 174 lbs. |
| MU10HS | 10  | 4"      | 3"        | 230     | 1     | 229 lbs. |
| MU10HT | 10  | 4"      | 3"        | 230/460 | 3     | 197 lbs. |
| MU15HT | 15  | 4"      | 3"        | 230/460 | 3     | 210 lbs. |

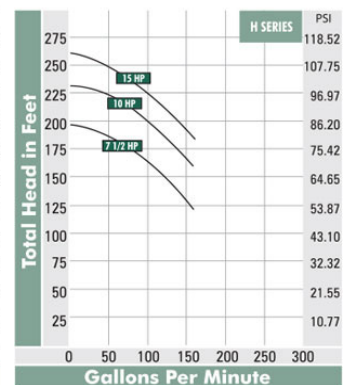
### Medium Head Pumps

HOSEPOWER RANGE: 7 1/2 - 20



### High Head Pumps


HOSEPOWER RANGE: 7 1/2 - 15



**Toll Free 877-396-1956**  
**Fax 616-396-2040**  
**www.springbrooksupply.com**

# Pumps

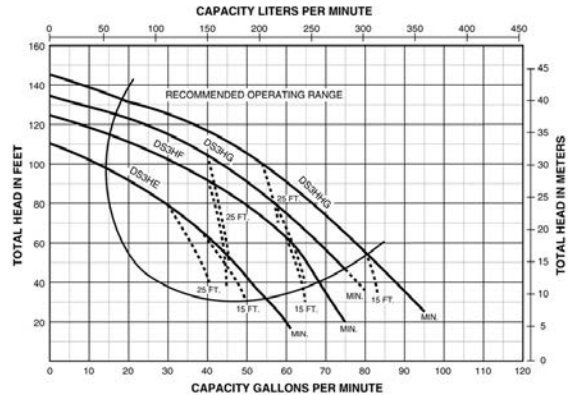
## Self-Priming Centrifugal Pumps



**Application:**  
Lawn sprinkling, light irrigation, liquid transfer, general dewatering, and sump drainage

**Features:**

- Fast priming
- Low-friction Noryl impeller
- Leakproof mechanical seals
- 1-year warranty



| Part #    | Description        | Suction | Discharge | Voltage | Phase | Weight  |
|-----------|--------------------|---------|-----------|---------|-------|---------|
| DS3HE     | 1 HP High Head     | 2"      | 1-1/2"    | 115/230 | 1     | 52 lbs. |
| DS3HF-01  | 1-1/2 HP High Head | 2"      | 1-1/2"    | 115/230 | 1     | 58 lbs. |
| DS3HG-01  | 2 HP High Head     | 2"      | 2"        | 230     | 1     | 83 lbs. |
| DS3HHG-01 | 2-1/2 HP High Head | 2"      | 2"        | 230     | 1     | 85 lbs. |

\*3 Phase pumps are also available

## Straight Centrifugal Pumps

**Application:**  
Booster for home, farm, or industrial watering systems, liquid transfer



Brass impellers and high temp. Shaft seals are available for temperatures up to 225°F

### Medium Head Pumps

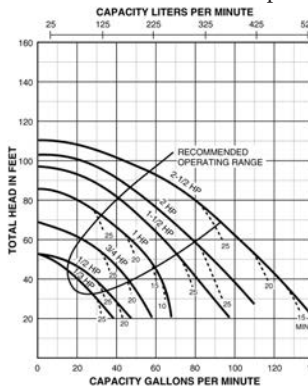
| Part #  | HP    | Suction | Discharge | Voltage | Phase | Weight  |
|---------|-------|---------|-----------|---------|-------|---------|
| JMB     | 1/3   | 1-1/4"  | 1"        | 115     | 1     | 38 lbs. |
| JMC     | 1/2   | 1-1/4"  | 1"        | 115/230 | 1     | 39 lbs. |
| JMD     | 3/4   | 1-1/4"  | 1"        | 115/230 | 1     | 42 lbs. |
| JME     | 1     | 1-1/4"  | 1"        | 115/230 | 1     | 45 lbs. |
| JMF-40L | 1-1/2 | 1-1/4"  | 1"        | 115/230 | 1     | 54 lbs. |
| JMG-41L | 2     | 1-1/2"  | 1-1/4"    | 230     | 1     | 69 lbs. |
| JMMG    | 2-1/2 | 2"      | 1-1/2"    | 230     | 1     | 74 lbs. |

### High Head Pumps

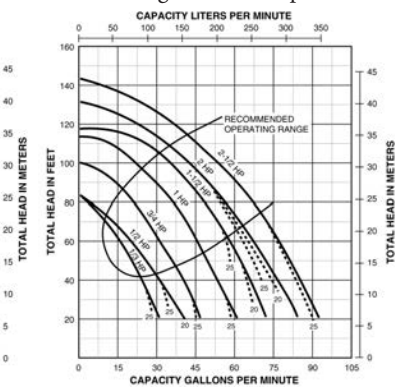
| Part #    | HP    | Suction | Discharge | Voltage | Phase | Weight  |
|-----------|-------|---------|-----------|---------|-------|---------|
| JHB       | 1/3   | 1-1/4"  | 1"        | 115     | 1     | 38 lbs. |
| JHC       | 1/2   | 1-1/4"  | 1"        | 115/230 | 1     | 39 lbs. |
| JHD       | 3/4   | 1-1/4"  | 1"        | 115/230 | 1     | 42 lbs. |
| JHE       | 1     | 1-1/4"  | 1"        | 115/230 | 1     | 45 lbs. |
| JHF-51L   | 1-1/2 | 1-1/4"  | 1"        | 115/230 | 1     | 54 lbs. |
| JHG-52L   | 2     | 1-1/2"  | 1-1/4"    | 230     | 1     | 69 lbs. |
| JHHG-53HL | 2-1/2 | 2"      | 1-1/2"    | 230     | 1     | 74 lbs. |

\*3 Phase pumps are also available

### Medium Head Pumps



### High Head Pumps





## Self-Priming Centrifugal Pumps



| Package 52 | Package 53 | Package 72 | Package 73 |
|------------|------------|------------|------------|
| 1-1/2" NPT | 2" NPT     | 2-1/2" NPT | 3" NPT     |

\*Order suction flange separately

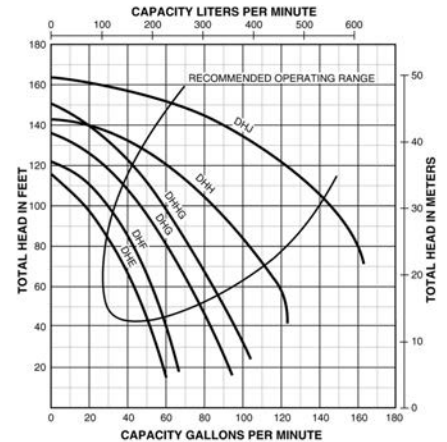
| Part #   | Description    | Suction | Discharge | Voltage | Phase | Weight   |
|----------|----------------|---------|-----------|---------|-------|----------|
| DHH-169  | 3 HP High Head | 2-1/2"  | 2"        | 115/230 | 1     | 144 lbs. |
| DHH3-169 | 3 HP High Head | 2-1/2"  | 2"        | 230/460 | 3     | 144 lbs. |
| DHJ-170  | 5 HP High Head | 2-1/2"  | 2"        | 115/230 | 1     | 184 lbs. |
| DHJ3-170 | 5 HP High Head | 2-1/2"  | 2"        | 230/460 | 3     | 184 lbs. |

\*Medium head pumps also available \*1-1/2 HP, 2 HP, 2-1/2 HP also available

**Application:**  
Larger lawn sprinkling, field irrigation, liquid transfer, general dewatering, and sump drainage

**Features:**

- Fast priming
- Bronze impeller on 3HP & 5HP
- Leakproof mechanical seals
- Rugged Design
- 1-year warranty



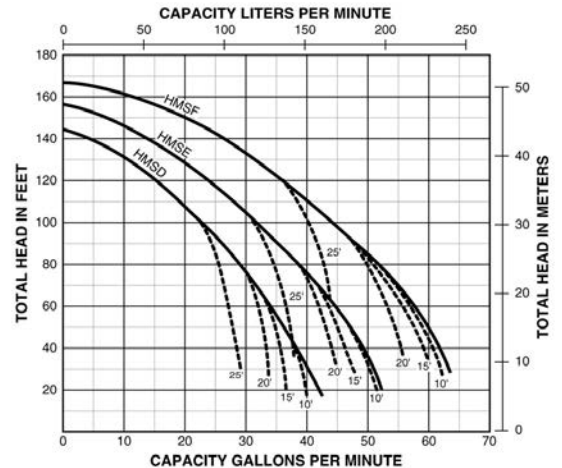
## Multi-Stage Jet/Centrifugal Pumps



**Application:**  
Can be used as a shallow well jet, deep well jet, or high pressure self-priming centrifugal

| Part #   | Description      | Suction | Drive | Discharge | Voltage | Phase | Weight  |
|----------|------------------|---------|-------|-----------|---------|-------|---------|
| HMSD     | 3/4 HP - 2 Stage | 1-1/4"  | 1"    | 1"        | 115/230 | 1     | 50 lbs. |
| HMSE     | 1 HP - 2 Stage   | 1-1/4"  | 1"    | 1"        | 115/230 | 1     | 80 lbs. |
| HMSF-1FL | 1-1/2 - 2 Stage  | 1-1/4"  | 1"    | 1"        | 115/230 | 1     | 85 lbs. |

\*Jet package and pressure regulator are required for deep well installation



# Pumps

## Shallow Well Jet Pumps

*ProJet™ SN Series*



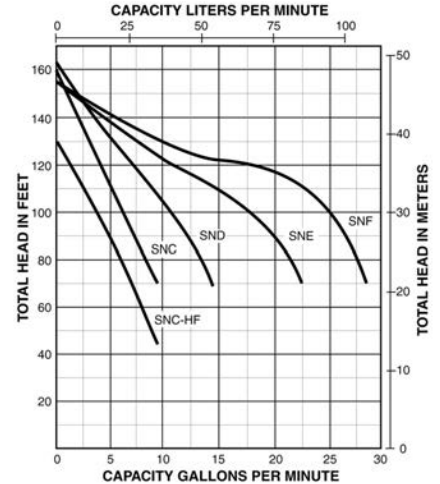
**Features:**

- Self priming
- Includes 30-50 pressure switch
- Built-in jet with clean cut plug
- Noryl impeller
- 1-year warranty

**Application:**

Watering systems for homes, farms and cottages. Provides excellent performance and pressure for shallow wells up to 25 feet.

| Part # | HP    | Suction | Discharge | Voltage | Phase | Weight  |
|--------|-------|---------|-----------|---------|-------|---------|
| SNC-L  | 1/2   | 1-1/4"  | 1"        | 115/230 | 1     | 45 lbs. |
| SND-L  | 3/4   | 1-1/4"  | 1"        | 115/230 | 1     | 47 lbs. |
| SNE-L  | 1     | 1-1/4"  | 1"        | 115/230 | 1     | 55 lbs. |
| SNF-L  | 1-1/2 | 1-1/4"  | 1"        | 115/230 | 1     | 60 lbs. |



The Pentair Pro-Storm DSS Series is a self-priming pump that delivers the high-pressure performance without priming problems and delays. Designed for minimal electrical consumption and quiet operation, the DSS meets the high-flow and high-pressure challenges of the following demanding applications:

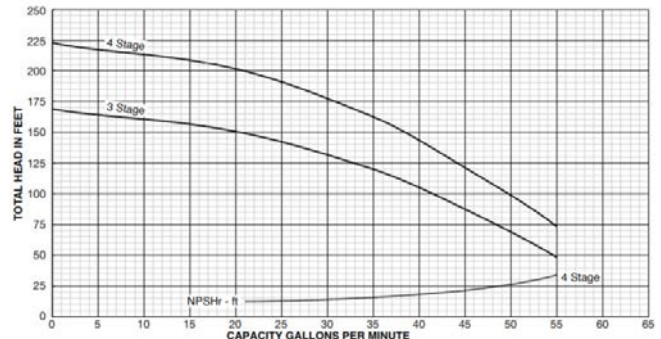
### DSS Self-Priming Pro-Series Pump

*More Wet, Less Sweat*

- Irrigation Systems
- Water Supply Systems
- Showering & Washing Systems
- Dewatering
- Heating & Air Conditioning Systems
- Fountains



| Part #   | Description    | Suction | Discharge | Voltage | Phase |
|----------|----------------|---------|-----------|---------|-------|
| DSS3HG   | 2 HP - 3 Stage | 1-1/4"  | 1-1/2"    | 230     | 1     |
| DSS4HG   | 2 HP - 4 Stage | 1-1/4"  | 1-1/2"    | 230     | 1     |
| DSS3HG3T | 2 HP - 3 Stage | 1-1/4"  | 1-1/2"    | 230/460 | 3     |
| DSS4HG3T | 2 HP - 4 Stage | 1-1/4"  | 1-1/2"    | 230/460 | 3     |



# Pumps & Pressure Tanks

## Flux Booster Pump

Inline stainless steel on-demand booster pump will boost your incoming pressure by as much as 40 psi (depending upon flow rate). Perfect for homes or sprinkler systems that just need that extra pressure.



- On-demand operation: Only runs when water is flowing
- Corrosion resistant stainless steel body
- .7 HP and 115 Volt
- 1" fpt Suction
- 1" fpt Discharge



## Banjo Polypropylene Self-Priming Pumps



- Precision Molded
- Corrosion Resistant
- Low Maintenance
- Lightweight
- Superior Design

**Irrigation, Liquid Transfer, Dewatering, Emergency Fire or Flood Backup**



| Part #         | Description                              |
|----------------|--|
| FBSMS07-25G30P | .7 HP Flux Booster Pump - 115V - 1 Phase |

| Part #   | Description                                    |
|----------|--|
| 200P6PRO | Banjo Polypropylene Pump - 6.5 HP Engine Drive |

## Fibrewound Pressure Tanks

### Features:

- Fiberwound epoxy resin sealed shell
- Replaceable Butyl Air Cell
- One-piece molded inner liner
- Exclusive top-mount access
- Rotatable base with quick connect for easy installation
- 5-year limited warranty

## Pressure Tanks



## Controlled Air Water System Tanks

### Features:

- Heavy-gauge steel shell
- One-piece seamless water cell
- Replaceable bladder
- 5-year limited warranty



| Part #     | Description         | Capacity(Max) |
|------------|---------------------|---------------|
| PS6-S02    | Steel               | 6 gal.        |
| PS19S-T02  | Steel - Low Profile | 19 gal.       |
| PS19T-T02  | Steel               | 19 gal.       |
| PS35-T05   | Steel               | 35 gal.       |
| PS50-T50   | Steel               | 50 gal.       |
| PS85-T52   | Steel               | 85 gal.       |
| PSC-20-6   | Fiber Wound         | 20 gal.       |
| PSC-35-10  | Fiber Wound         | 35 gal.       |
| PSC-60-20  | Fiber Wound         | 60 gal.       |
| PSC-85-25  | Fiber Wound         | 85 gal.       |
| PSC-119-35 | Fiber Wound         | 119 gal.      |

\*More tank sizes available for order upon request



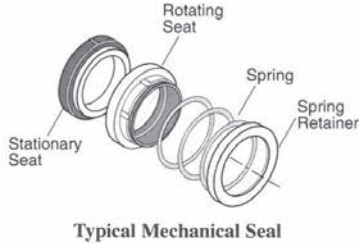
**Toll Free 877-396-1956**  
**Fax 616-396-2040**  
**www.springbrooksupply.com**



| Pump Type                | Capacities     | Description  | Head           | Horsepower   | Material of Construction         |
|--------------------------|----------------|--|----------------|--------------|----------------------------------|
| Electric Motor Mount     | Up to 5000 gpm | Back Pull-Out Construction<br>Mechanical Shaft Seal or Packing | Up to 500 ft.  | Up to 250 HP | All Iron or Bronze Fitted        |
| Frame Mount              | Up to 5400 gpm | Back Pull-Out Construction<br>Mechanical Shaft Seal or Packing | Up to 485 ft.  | Up to 250 HP | All Iron or Bronze Fitted        |
| Air-Cooled Engine Mount  | Up to 800 gpm  | Close-Coupled<br>Mechanical Seal                               | Up to 320 ft.  | Up to 30 HP  | Cast Iron and Die-Cast Aluminum  |
| SAE Engine Mount         | Up to 5500 gpm | Back Pull-Out Construction<br>Mechanical Shaft Seal or Packing | Up to 550 ft.  | Up to 235 HP | All Iron or Bronze Fitted        |
| Self Priming Centrifugal | Up to 760 gpm  | Back Pull-Out Construction<br>Mechanical Shaft Seal or Packing | Up to 480 ft.  | Up to 30 HP  | Cast Iron<br>Semi-Open Impellers |
| 6A Series Submersible    | Up to 130 gpm  | Vertical Deep Well Pump<br>6" and Larger Casting               | Up to 1740 ft. | Up to 30 HP  | Stainless Steel & Silicon Bronze |
| TP Series Submersible    | Up to 400 gpm  | Vertical Deep Well Pump<br>6" and Larger Casting               | Up to 1300 ft. | Up to 60 HP  | Cast Iron                        |
| T Series Submersible     | Up to 2200 gpm | Vertical Deep Well Pump<br>6" and Larger Casting               | Up to 1350 ft. | Up to 250 HP | Cast Iron                        |

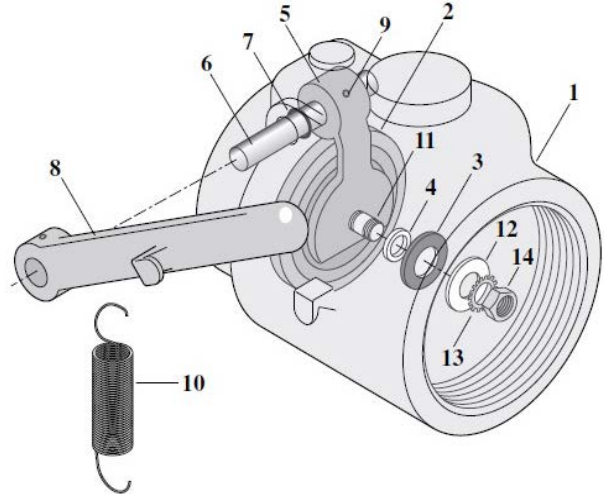


## Berkeley Mechanical Seals




| SEAL   |                      | SLEEVE |                      |
|--------|----------------------|--------|----------------------|
| Part # | Description          | Part # | Description          |
| S32690 | 1-1/8" Type 21 Short | S39242 | 7/8"ID x 1-1/8"OD    |
| S32689 | 1-1/8" Type 21 Long  | S05127 | 7/8"ID x 1-1/8"OD    |
| S33693 | 1-7/8" Type 21 Long  | S05974 | 1-1/2"ID x 1-7/8"OD  |
| S33694 | 1-7/8" Type 21 Long  | S33429 | 1-1/2"ID x 1-7/8"OD  |
| S32013 | 1-1/4" Type 21 Long  | S00619 | 1"ID x 1-1/4"OD      |
| S32014 | 1-1/4" Type 21 Short | S19310 | 1"ID x 1-1/4"OD      |
| S32015 | 1-3/4" Type 21 Short | S18869 | 1-3/8"ID x 1-3/4"OD  |
| M10227 | 1-3/4" Type 2        | S18869 | 1-3/8"ID x 1-3/4"OD  |
| S32016 | 2-1/8" Type 21 Long  | S07073 | 1-3/4"ID x 2-1/8"OD  |
| S39264 | 2-1/8" Type 21 Long  | M09669 | 1-3/4"ID x 2-1/8"OD  |
| S32697 | 2-3/4" Type 21       | S29517 | 2-1/4"ID x 2-3/4"OD  |
| S30320 | 2-1/2" Type 2        | S19499 | 2-3/16"ID x 2-1/2"OD |

## Discharge Prime Valve Parts



| Item # | Description                            | 3x4    | 4x4    | 5x5    | 4x4    |
|--------|--|--------|--------|--------|--------|
|        |  | B05923 | B05924 | B05925 | B05924 |
| 1      | Valve Body                             | L03671 | L03665 | H02203 | H02200 |
| 2      | Clack                                  | S13414 | S13404 | S13403 | S13393 |
| 3      | Grommet                                | S13677 | S13677 | S13677 | S13677 |
| 4      | Spacer                                 | S13412 | S13412 | S13412 | S13412 |
| 5,6,7  | Clack, Hinge, Shaft, & Handle Assembly | B06142 | B06143 | B06144 | B06145 |
| 8      | O-ring                                 | S13755 | S13755 | S13755 | S13755 |
| 9      | Spring Pin                             | S13676 | S13676 | S13676 | S13676 |
| 10     | Spring                                 | S13679 | S14026 | S14026 | S14026 |
| 11     | Stud                                   | S16899 | S16899 | S16899 | S16899 |
| 12     | Flat washer                            | S23050 | S23050 | S23050 | S23050 |
| 13     | External tooth washer                  | S23036 | S23036 | S23036 | S23036 |
| 14     | Hex Nut                                | S23103 | S23103 | S23103 | S23103 |

## Berkeley Packing Seals



| Packing Set Part # | No. of Soft Rings | Metalic Ring | Ring Size                        |
|--------------------|-------------------|--------------|----------------------------------|
| S14022             | 6                 | None         | 1-1/8"ID x 1-5/8"OD x 1/4"Thick  |
| S14109             | 5                 | None         | 1-1/4"ID x 1-7/8"OD x 5/16"Thick |
| S13469             | 6                 | None         | 1-1/4"ID x 1-7/8"OD x 5/16"Thick |
| S15094             | 7                 | None         | 1-1/4"ID x 1-7/8"OD x 5/16"Thick |
| S13435             | 4                 | S11092       | 1-3/4"ID x 2-1/2"OD x 3/8"Thick  |
| S13470             | 6                 | None         | 1-3/4"ID x 2-1/2"OD x 3/8"Thick  |
| S14023             | 6                 | None         | 1-7/8"ID x 2-5/8"OD x 3/8"Thick  |
| S13436             | 4                 | S13434       | 1-7/8"ID x 2-5/8"OD x 3/8"Thick  |
| S13437             | 4                 | S11093       | 2-1/8"ID x 2-7/8"OD x 3/8"Thick  |
| S13444             | 5                 | S11093       | 2-1/8"ID x 2-7/8"OD x 3/8"Thick  |
| S16448             | 5                 | S14327       | 2-3/4"ID x 3-3/4"OD x 1/2"Thick  |

Hard ring comes as part of set when required  
Lantern Ring sold separately from Packing Set

# Centrifugal Pumps

**caprari**

pumping power



Caprari PTO pumps are designed to suit all types of Irrigation systems. Pumps are supplied with cart, PTO shaft, discharge prime valve, and flanged ends. The fully fitted option includes a hand primer, pressure gauge, and suction adapter.

| Model #   | GPM Range | PSI Range | Horsepower | Discharge | Suction |
|-----------|-----------|-----------|------------|-----------|---------|
| D2/40     | 50-150    | 133-146   | 13-21      | 2"        | 2"      |
| D1/50     | 50-300    | 76-90     | 9-19       | 2"        | 3"      |
| D2/50     | 50-250    | 121-135   | 17-27      | 2"        | 3"      |
| D3/50     | 70-300    | 133-170   | 24-41      | 2"        | 3"      |
| D2/65     | 100-450   | 97-107    | 18-36      | 4"        | 4"      |
| D3/65     | 150-500   | 136-161   | 29-55      | 4"        | 4"      |
| D2/80     | 200-700   | 99-110    | 28-51      | 4"        | 5"      |
| D04/80    | 200-700   | 143-167   | 44-84      | 4"        | 5"      |
| DMR80-3/2 | 200-800   | 140-192   | 50-90      | 4"        | 5"      |



The Cornell Pump Company manufactures pumps for a wide variety of markets, addressing some of the most challenging of applications. Cornells 70+ year history has made it the premier choice. Cornell's basic values are unmatched performance, robust design, global support and an in depth understanding of our customers needs. Call Spring Brook to Size a correct pump for you.

**Clear Liquid Pumps - Cutter Pumps - HydroTransport Pumps  
Refrigeration Pumps - Self Priming Pumps - Solids Handling**



4HH Electric Close Coupled



3STX Self Priming



N Series Solid Handling

*Available in Close-Coupled, SAE Engine Mounted, Horizontal, and Vertical configurations*



*The Pump People*

When you specify Gorman-Rupp, you benefit from worldwide service centers, knowledgeable engineers, and a selection of nearly 3,000 pumps. Gorman-Rupp has been manufacturing pumps and pumping systems since 1933. Many innovations of Gorman-Rupp have become the standard in the industry.

**Self Priming - Straight Centrifugal  
Submersible - Rotary - Diaphragm  
Booster Stations - Prime Assisted**



6500 Straight Centrifugal



Super T series Self Priming

*Pump applications include Irrigation, Trash, Solids/Dirty Fluid, High Viscosity, and High Pressure*

## Power Units & Accessories



Spring Brook Supply will size a Cummins, John Deere, Kubota, or JCB diesel pump station to fit your exact needs. Choose between a trailered or stationary unit. Whether you need high pressure, low pressure, or anywhere in between, we have units available for every situation.



### Pump Heads By:




### Standard Features




This Swichgauge panel is specifically configured for irrigation engines and includes loss of pump discharge pressure Swichgauge instrument. The panel is enclosed on top, bottom, and both ends.

Mounting flanges extend on top and bottom. Panel includes a low oil pressure, high coolant temperature, and low pump pressure Swichgauge, as well as a Magnetic Switch and emergency stop button.



TATTLETALE® annunciators and Magnetic Switches are the nerve centers that translate SWICHGAGE® contact operations into decisions and operate the alarm or shutdown device. TATTLETALE® annunciators indicate which monitored function failed leading to the alarm or shutdown whereas magnetic switches do not.



The 20 Series pressure SWICHGAGE® models are diaphragm-actuated, pressure-indicating gages, with built-in electrical switches. These switches are used for tripping alarms and/or shutdown devices. Ranges are available from 0-15 psi thru 0-400 psi. Use for engine oil, air, fuel, coolant, etc.

**Gauges & Switches vary from machine to machine. Speak with a Spring Brook representative today to troubleshoot or identify the specific components to your equipment.**





The 20 Series Temperature Swichgauge models are diaphragm-actuated, temperature-indicating gages, with built-in electrical switches for tripping alarms and/or shutdown devices. These vapor actuated gages feature a sealed capillary tube and a sensing bulb. When subjected to heat, the liquid in the sensing bulb changes to vapor creating pressure against the diaphragm mechanism. The diaphragm translates this vapor pressure into a mechanical gage reading.



**Toll Free 877-396-1956**  
**Fax 616-396-2040**  
**www.springbrooksupply.com**

# Suction Filters

## Big Foot Suction Filters



| Part #    | Description             |
|-----------|-------------------------|
| 40G-FM    | 40G w/ Filter Media     |
| 40G-STAND | Stand Only - 40G        |
| 80G-FM    | 80G w/ Filter Media     |
| SF00808   | Filter Media Only - 40G |
| SF00809   | Filter Media Only - 80G |

## Slotted PVC Screens & Points

| Part #          | Description           | Size              |
|-----------------|-----------------------|-------------------|
| PWS1604084PEXPT | Point x Plain End     | 2" x 4' x 8 Slot  |
| PWS1604104PEXPT | Point x Plain End     | 2" x 4' x 10 Slot |
| PWS1604154PEXPT | Point x Plain End     | 2" x 4' x 15 Slot |
| PWS1604184PEXPT | Point x Plain End     | 2" x 4' x 18 Slot |
| PWS2404084PEXPE | Plain End x Plain End | 3" x 4' x 8 Slot  |
| PWS3204104PEXPE | Plain End x Plain End | 4" x 4' x 10 Slot |
| PWS3204184PEXPE | Plain End x Plain End | 4" x 4' x 18 Slot |
| PWS4804184PEXPE | Plain End x Plain End | 6" x 4' x 18 Slot |

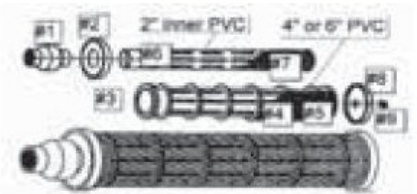


### Intake Area Per Foot - 1/8" Slot Spacing

| Pipe Size | Slot Rows | .008 | .010 | .012 | .015  | .018  | .020  | .025  | .028  | .040  | .060  | .125  |
|-----------|-----------|------|------|------|-------|-------|-------|-------|-------|-------|-------|-------|
| 1"        | 3         | 1.73 | 2.16 | 2.59 | 3.14  | 3.68  | 4.09  | 5.00  | 5.48  | 6.93  | -     | -     |
| 1-1/4"    | 3         | 1.73 | 2.16 | 2.59 | 3.14  | 3.68  | 4.09  | 5.00  | 5.48  | 6.93  | -     | -     |
| 1-1/2"    | 4         | 3.01 | 3.76 | 4.51 | 5.52  | 6.48  | 7.20  | 8.80  | 9.63  | 12.16 | 15.36 | -     |
| 2"        | 4         | 3.01 | 3.76 | 4.51 | 5.52  | 6.48  | 7.20  | 8.80  | 9.63  | 12.16 | 15.36 | 23.00 |
| 3"        | 6         | 4.51 | 5.64 | 6.77 | 8.28  | 9.72  | 10.80 | 13.20 | 14.45 | 18.24 | 23.04 | 34.50 |
| 4"        | 6         | 4.51 | 5.64 | 6.77 | 8.28  | 9.72  | 10.80 | 13.20 | 14.45 | 18.24 | 23.04 | 34.50 |
| 5"        | 8         | -    | 7.52 | 9.02 | 11.04 | 12.96 | 14.40 | 17.60 | 19.26 | 24.32 | 30.72 | 46.00 |
| 6"        | 8         | -    | 7.52 | 9.02 | 11.04 | 12.96 | 14.40 | 17.60 | 19.26 | 24.32 | 30.72 | 46.00 |
| 8"        | 8         | -    | -    | -    | 11.04 | 12.96 | 14.40 | 17.60 | 19.26 | 24.32 | 30.72 | 46.00 |
| 10"       | 10        | -    | -    | -    | 13.08 | 16.20 | 18.00 | 22.00 | 24.08 | 30.40 | 38.40 | 57.50 |

\*Table data based using Schedule 40 PVC

## Great Lakes Suction Filters



### Features:

- 36" Double Suction Filter
- 2" Inside Screen
- 4" Outside Screen
- Can be disassembled for cleaning
- Replacement parts available
- 2" Check Valve Included

| Part #   | Description       |
|----------|-------------------|
| 2-4 WCVD | PVC Outer Mesh    |
| 2-4 WCVC | Copper Outer Mesh |

**Copper outer screen is great for controlling zebra mussels!**



## RIVERSCREEN™

- Screen drum measuring from 16" x 24" up to 32" x 48"
- Sturdy aluminum frame
- Aluminum pontoons
- 4", 6", 8", 10", or 12" models available


The Riverscreen™ is a rotating, water-driven, self-cleaning screen that dependably delivers good water from depths as low as 4 inches.



# Pump Primers

## Protek Diaphragm Primers

- Quick hand priming of any type of centrifugal pump
- Provides up to 20 ft. of suction lift with ease
- Long lasting reinforced diaphragm



| Part Name           | DP5 Part # | DP7 Part # | DP9 Part # |
|---------------------|------------|------------|------------|
| Complete            | DP5        | DP7        | DP9-SPR    |
| Lower Housing       | D0055      | D0059      | D0062      |
| Check Valve         | D0339      | D0004      | D0004      |
| Valve Bushing       | D0300      |            |            |
| Drain Cock          | D0340      | D0340      | D0340      |
| Upper Housing       | D0056      | D0060      | D0063      |
| Bolt & Nut          |            |            |            |
| Diaphragm           | D0054      | D0058      | D0061      |
| Diaphragm Plate     | D0303 (2)  |            |            |
| Lock Washer         |            |            |            |
| Washer              |            |            |            |
| Hex Nut             |            |            |            |
| Connecting Rod      | D0127      | D0127      | D0127      |
| Locknut             | D0002      | D0003      | D0003      |
| Fulcrum Bracket     | D0057      | D0001      | D0001      |
| Handle & Bracket    | D0047      | D0047      | D0047      |
| Handle Only         | D0094      | D0094      | D0094      |
| Fast Pin(Short)     | D0364 (2)  | D0364      | D0364      |
| Fast Pin(Long)      |            | D0347      | D0347      |
| Fulcrum Link        |            | D0129      | D0129      |
| Thumb Screw         |            |            |            |
| Handle Bracket Only | D0093      | D0093      | D0093      |

## Protek Diaphragm Hand Pump



- Complete, portable de-watering unit
- Pump air, water, sewage, mud, and many chemical products
- Prime large pumps

| Part Name          | HP700 Part # | HP900 Part # |
|--------------------|--------------|--------------|
| Complete           | HP700        | HP900        |
| Pump Body          | H0701        | H0901        |
| Fulcrum Pin        | H0902        | H0902        |
| Retainer Ring      | H0703        | H0903        |
| Fulcrum            | H0704        | H0904        |
| Suction Flange     | H0705        | H0905        |
| Discharge Flange   | H0706        | H0906        |
| Diaphragm Assembly | H0707        | H0907        |
| Diaphragm          | H0707C       | H0907C       |
| Diaphragm Plate    | H0709SS      | H0907SS      |
| Connecting Rod Pin | D0347        | D0347        |
| Discharge Valve    | H0710        | H0710        |
| Handle             | H0912        | H0912        |
| Wood Base          | H0913        | H0913        |
| Suction Valve      | H0714        | H0710        |

## Cadman 12 Volt Power Primer



- High Volume Priming Pump
- Heavy-Duty 12V Motor
- Long-Life Vanes
- Easily installed on either PTO or Stationary Pumps

**Prime your pump in less than a minute!**

Portable Primer Pack comes assembled on a carrying frame containing a built in battery mount(12V battery not included). Primer Kit comes unassembled and includes: Pump, Motor, Solenoid, Lubricator, Hose & Fittings, Activation Switch & Valve, Wiring Harness, Suction Hose & Hardware.



| Part Number     | Description                          |
|-----------------|--------------------------------------|
| IR-PRM-12V-PORT | Portable 12V Primer Pack - Assembled |
| IR-PMR-12VKIT   | 12V Primer Kit - Unassembled         |
| IR-PMR-0030-003 | Pump Only                            |
| IR-PMR-0030-004 | Pump, Motor & Solenoid Assembly      |
| IR-PMR-0030-010 | Motor & Solenoid Only                |
| IR-PMR-0030-012 | Front Endplate                       |
| IR-PMR-0030-015 | Retaining Ring                       |
| IR-PMR-0030-014 | Bearing                              |
| IR-PMR-0030-006 | Housing                              |
| IR-PMR-0030-009 | Rotor                                |
| IR-PMR-0030-011 | Vane                                 |
| IR-PMR-0030-016 | Machine Screw                        |
| IR-PMR-0030-017 | Expansion Plug                       |
| IR-PMR-0030-013 | Rear Endplate                        |
| IR-PMR-0030-019 | Solenoid Only                        |
| IR-PMR-0030-018 | Lubricator Kit                       |
| IR-PMR-0030-021 | Valve C/W Switch                     |
| IR-PMR-0030-020 | Switch Only                          |
| IR-PMR-0030-023 | Lubricator Bottle & Cap Only         |
| IR-PMR-0030-027 | Seal - Pump Shaft                    |

# Sure-Flo Fittings

## Vertical Foot Valves



### O.D. Tubing

| Part Number | Size          |
|-------------|---------------|
| SFVV3       | 3" O.D. Tube  |
| SFVV4       | 4" O.D. Tube  |
| SFVV5       | 5" O.D. Tube  |
| SFVV6       | 6" O.D. Tube  |
| SFVV8       | 8" O.D. Tube  |
| SFVV10      | 10" O.D. Tube |

### Female Pipe Thread

| Part Number | Size    |
|-------------|---------|
| SFVV3FP     | 3" FPT  |
| SFVV4FP     | 4" FPT  |
| SFVV5FP     | 5" FPT  |
| SFVV6FP     | 6" FPT  |
| SFVV8FP     | 8" FPT  |
| SFVV10FP    | 10" FPT |

## 45° Foot Valves



### O.D. Tubing

| Part Number | Size          |
|-------------|---------------|
| SFV3        | 3" O.D. Tube  |
| SFV4        | 4" O.D. Tube  |
| SFV5        | 5" O.D. Tube  |
| SFV6        | 6" O.D. Tube  |
| SFV8        | 8" O.D. Tube  |
| SFV10       | 10" O.D. Tube |

### Female Pipe Thread

| Part Number | Size    |
|-------------|---------|
| SFV3FP      | 3" FPT  |
| SFV4FP      | 4" FPT  |
| SFV5FP      | 5" FPT  |
| SFV6FP      | 6" FPT  |
| SFV8FP      | 8" FPT  |
| SFV10FP     | 10" FPT |

## Horizontal Strainers



| Part Number | Size |
|-------------|------|
| SFSHV4      | 4"   |
| SFSHV6      | 6"   |
| SFSHV8      | 8"   |
| SFSHV10     | 10"  |

## Self-Cleaning Strainers



| Part Number | Size |
|-------------|------|
| SCS2        | 2"   |
| SCS3        | 3"   |
| SCS4        | 4"   |
| SCS6        | 6"   |
| SCS8        | 8"   |
| SCS10       | 10"  |

## Suction Adapters



| Part Number | MIPT   | OD Tubing |
|-------------|--------|-----------|
| SFA152      | 1-1/2" | 2"        |
| SFA22       | 2"     | 2"        |
| SFA23       | 2"     | 3"        |
| SFA253      | 2-1/2" | 3"        |
| SFA33       | 3"     | 3"        |
| SFA24       | 2"     | 4"        |
| SFA254      | 2-1/2" | 4"        |
| SFA34       | 3"     | 4"        |
| SFA44       | 4"     | 4"        |
| SFA35       | 3"     | 5"        |
| SFA45       | 4"     | 5"        |
| SFA55       | 5"     | 5"        |
| SFA36       | 3"     | 6"        |
| SFA46       | 4"     | 6"        |
| SFA56       | 5"     | 6"        |
| SFA66       | 6"     | 6"        |
| SFA48       | 4"     | 8"        |
| SFA58       | 5"     | 8"        |
| SFA68       | 6"     | 8"        |
| SFA88       | 8"     | 8"        |
| SFA610      | 6"     | 10"       |
| SFA810      | 8"     | 10"       |
| SFA1010     | 10"    | 10"       |

## Suction Strainers



| Part Number | Size |
|-------------|------|
| SFS3        | 3"   |
| SFS4        | 4"   |
| SFS5        | 5"   |
| SFS6        | 6"   |
| SFS8        | 8"   |
| SFS10       | 10"  |

## Suction Couplers



| Part Number | Size |
|-------------|------|
| SFC3        | 3"   |
| SFC4        | 4"   |
| SFC5        | 5"   |
| SFC6        | 6"   |
| SFC8        | 8"   |
| SFC10       | 10"  |

## 45° Suction Elbows



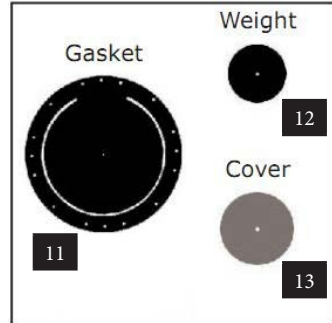
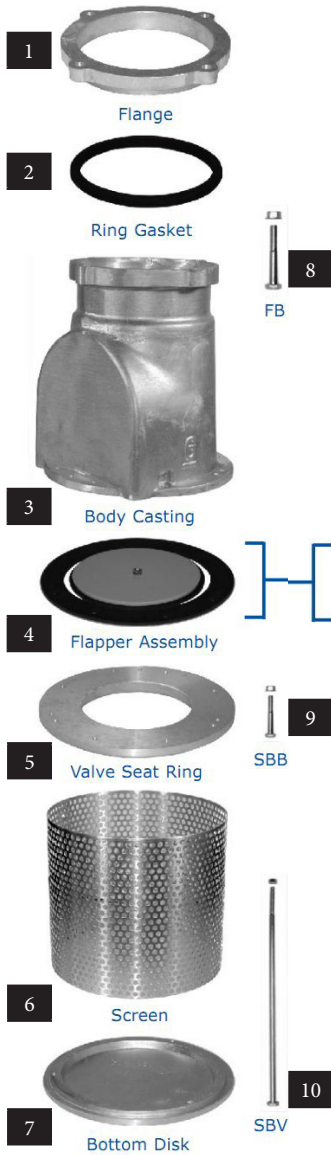
| Part Number | Size |
|-------------|------|
| SFE43       | 3"   |
| SFE44       | 4"   |
| SFE45       | 5"   |
| SFE46       | 6"   |
| SFE48       | 8"   |
| SFE410      | 10"  |

## 90° Suction Elbows



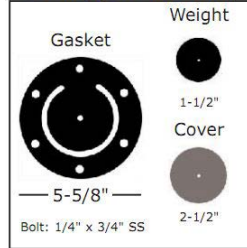
| Part Number | Size |
|-------------|------|
| SFE93       | 3"   |
| SFE94       | 4"   |
| SFE95       | 5"   |
| SFE96       | 6"   |
| SFE98       | 8"   |
| SFE910      | 10"  |

# Sure-Flo Fittings

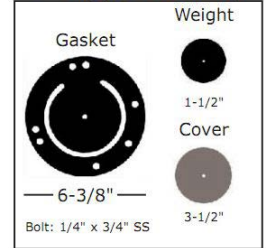


For a complete listing of Sure-Flo products, visit: [www.sure-flo.com](http://www.sure-flo.com)

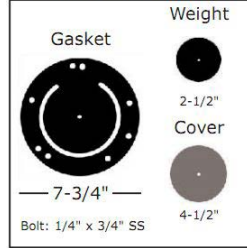
## 2" Flapper Assembly



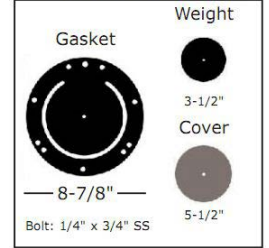
## 3" Flapper Assembly



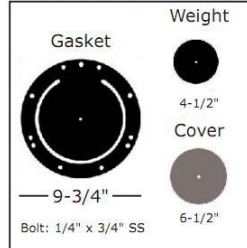
## 4" Flapper Assembly



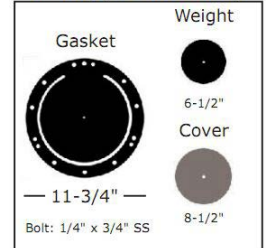
## 5" Flapper Assembly



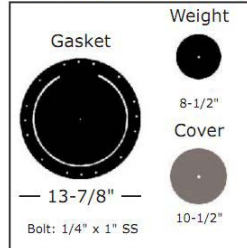
## 6" Flapper Assembly



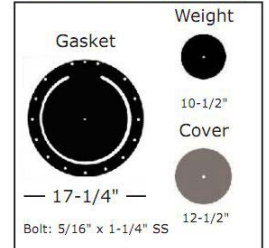
## 8" Flapper Assembly



## 10" Flapper Assembly



## 12" Flapper Assembly



| Item | Part Name              | 2"      | 3"      | 4"      | 5"      | 6"      | 8"      | 10"      | 12"      |
|------|------------------------|---------|---------|---------|---------|---------|---------|----------|----------|
| 1    | Flange                 | F2      | F3      | F4      | F5      | F6      | F8      | F10      | F12      |
| 2    | Ring Gasket            | RG2     | RG3     | RG4     | RG5     | RG6     | RG8     | RG10     | RG12     |
| 3    | Body (Vertical)        | BODYVV2 | BODYVV3 | BODYVV4 | BODYVV5 | BODYVV6 | BODYVV8 | BODYVV10 | BODYVV12 |
|      | Body (45° - Not Shown) | BODYV2  | BODYV3  | BODYV4  | BODYV5  | BODYV6  | BODYV8  | BODYV10  | BODYV12  |
| 4    | Flapper Assembly       | VFG2A   | VFG3A   | VFG4A   | VFG5A   | VFG6A   | VFG8A   | VFG10A   | VFG12A   |
| 5    | Valve Seat Ring        | VSR2    | VSR3    | VSR4    | VSR5    | VSR6    | VSR8    | VSR10    | VSR12    |
| 6    | Screen                 | SOV2    | SOV3    | SOV4    | SOV5    | SOV6    | SOV8    | SOV10    | SOV12    |
| 7    | Bottom Disc            | BDV2    | BDV3    | BDV4    | BDV5    | BDV6    | BDV8    | BDV10    | BDV12    |
| 8    | Flange Nut & Bolt      | FB2     | FB3     | FB4     | FB5     | FB6     | FB8     | FB10     | FB12     |
| 9    | Seat Nut & Bolt        | SBB2    | SBB3    | SBB4    | SBB5    | SBB6    | SBB8    | SBB10    | SBB12    |
| 10   | Screen Nut & Bolt      | SBV2    | SBV3    | SBV4    | SBV5    | SBV6    | SBV8    | SBV10    | SBV12    |
| 11   | Flapper Gasket         | VFG2    | VFG3    | VFG4    | VFG5    | VFG6    | VFG8    | VFG10    | VFG12    |
| 12   | Flapper Weight         | VFW2    | VFW3    | VFW4    | VFW5    | VFW6    | VFW8    | VFW10    | VFW12    |
| 13   | Flapper Cover          | VFC2    | VFC3    | VFC4    | VFC5    | VFC6    | VFC8    | VFC10    | VFC12    |

# Poly & PVC Pipe



## Poly Pipe



| Part Number  | Description              |
|--------------|--------------------------|
| FLOH075X100B | 3/4" x 100' - 100# NSF   |
| FLOH075X400B | 3/4" x 400' - 100# NSF   |
| FLOH1X100B   | 1" x 100' - 100# NSF     |
| FLOH1X300B   | 1" x 300' - 100# NSF     |
| FLOH125X100B | 1-1/4" x 100' - 100# NSF |
| FLOH125X300B | 1-1/4" x 300' - 100# NSF |
| FLOH150X100B | 1-1/2" x 100' - 100# NSF |
| FLOH150X250B | 1-1/2" x 250' - 100# NSF |
| FLOH200X100B | 2" x 100' - 100# NSF     |



| Part Number | Description                  |
|-------------|------------------------------|
| 20010       | 1/2" x 100' - 100# Non NSF   |
| 20015       | 1/2" x 400' - 100# Non NSF   |
| 20020       | 3/4" x 100' - 100# Non NSF   |
| 20025       | 3/4" x 400' - 100# Non NSF   |
| 20030       | 1" x 100' - 100# Non NSF     |
| 20035       | 1" x 300' - 100# Non NSF     |
| 20040       | 1-1/4" x 100' - 100# Non NSF |
| 20045       | 1-1/4" x 300' - 100# Non NSF |
| 20050       | 1-1/2" x 100' - 100# Non NSF |
| 20055       | 1-1/2" x 250' - 100# Non NSF |
| 20060       | 2" x 100' - 100# Non NSF     |

## PVC Pipe



Schedule 40  
Belled End

SDR-21 Class 200  
Belled End

SDR-26 Class 160  
Belled End

SDR-26 Class 160  
Gasket End

| Part Number    | Part Number | Part Number | Part Number     |
|----------------|-------------|-------------|-----------------|
| 1/2IN PVC 40   | 1/2IN PVC   | 1-1/4IN PVC | 3IN PVC GASKET  |
| 3/4IN PVC 40   | 3/4IN PVC   | 1-1/2IN PVC | 4IN PVC GASKET  |
| 1IN PVC 40     | 1IN PVC     | 2IN PVC     | 6IN PVC GASKET  |
| 1-1/4IN PVC 40 |             | 2-1/2IN PVC | 8IN PVC GASKET  |
| 1-1/2IN PVC 40 |             | 3IN PVC     | 10IN PVC GASKET |
| 2IN PVC 40     |             | 4IN PVC     | 12IN PVC GASKET |
| 2-1/2IN PVC 40 |             |             |                 |
| 3IN PVC 40     |             |             |                 |
| 4IN PVC 40     |             |             |                 |

\*PVC Pipe is stocked in the standard 20' sections.

## Flex PVC

Flexible PVC Pipe is made in the USA from virgin materials ensuring the highest quality

| Part Number | Description     |
|-------------|-----------------|
| BT5         | 1/2" x 25' roll |
| BT50        | 1/2" x 50' roll |
| BT7         | 3/4" x 25' roll |
| BT75        | 3/4" x 50' roll |
| BT10        | 1" x 25' roll   |
| BT 100      | 1" x 50' roll   |
| BT 12       | 1-1/4"x25' roll |
| BT125       | 1-1/4"x50' roll |
| BT15        | 1-1/2"x25' roll |
| BT150       | 1-1/2"x50' roll |
| BT20        | 2"x25'roll      |
| BT200       | 2"x50'roll      |

- Very flexible
- Available in 1/2" thru 6"
- Glues into Sch40 fittings
- No special glue required
- Temp range -10°F to 130°F
- Eliminates back pressure caused by additional fittings to make sharp turns
- Rolls up to 2" can be shipped UPS otherwise shipped via motor freight



**Premium  
Pond Flex**



## Solvents, Primers & Sealants

Spears manufactures professional grade solvent cements and primers developed for plumbing contractors. Spears also offers a full assortment of daubers, swabs, rollers, brushes, cans, and accessories.

### PVC Solvent Cements



| Part Number | Description       | Size     |
|-------------|-------------------|----------|
| PVC05C-020  | Clear Med. Bodied | Pint     |
| PVC05C-030  | Clear Med. Bodied | Quart    |
| PVC11G-030  | Grey Heavy Bodied | Quart    |
| PVC25B-005  | Blue Wet 'R Dry   | 1/4 Pint |
| PVC25B-010  | Blue Wet 'R Dry   | 1/2 Pint |
| PVC25B-020  | Blue Wet 'R Dry   | Pint     |
| PVC25B-030  | Blue Wet 'R Dry   | Quart    |
| PVC25B-040  | Blue Wet 'R Dry   | Gallon   |
| PVC27C-020  | Hot 'R Cold       | Quart    |

### PVC Primers

| Part Number  | Description                   | Size     |
|--------------|-------------------------------|----------|
| PRIM68C-020  | P68 Clear Primer              | Pint     |
| PRIM68C-030  | P68 Clear Primer              | Quart    |
| PRIM68P-005  | P68 Purple Primer             | 1/4 Pint |
| PRIM68P-020  | P68 Purple Primer             | Pint     |
| PRIM68P-030  | P68 Purple Primer             | Quart    |
| PRIM75B-020  | P70 AquaBlue Primer-Wet'N'Dry | Pint     |
| PRIM 75B-030 | P70 AquaBlue Primer-Wet'N'Dry | Quart    |

Spears swabs and rollers: 4" application roller for pipe diameters from 3" through 8". Fits standard quart size cans.



Can-Mate Cement & Primer Carrier and 2 adjustable daubers: Fits 1/4 pint, 1/2 pint, pint, and quart sized cans.



| Part Number | Description                          |
|-------------|--------------------------------------|
| 5020        | 4" Application Swab                  |
| 6020        | 4" Application Roller                |
| CM-KIT      | Can-Mate Kit w/ 2 adjustable daubers |
| CM-150      | Can-Mate Dauber for 1-1/2 to 3" pvc  |



### Thread Compounds & Pipe Lube

| Part Number | Description                | Size     |
|-------------|----------------------------|----------|
| 10068       | Key-Tite Joint Compound    | 1/2 Pint |
| IG8         | Blue Magic Thread Compound | 1/2 Pint |
| 31231       | Oatey Teflon Paste         | 8oz.     |
| PIPE LUBE   | Gasket Pipe Lube           | Quart    |

## Mr. Sticky's PREMIUM ADHESIVES

GLUE THAT WORKS... THE FIRST TIME!



An amazing adhesive that can actually be applied underwater! It bonds well to plastics such as PVC and ABS as well as traditional materials such as Tile, Concrete, Fiberglass, Rubber, Wood and Metal. This adhesive is popular amongst the Pool & Spa, Marine, Pond, Irrigation and Plumbing industries. If it sticks underwater... It will bond almost anywhere!

| Part Number | Description            |
|-------------|------------------------|
| MR STICKY   | 2-Part Underwater Glue |

# Reed Tools

## Pipe Wrenches



| Part # | Length | Weight   | Max Pipe Size |
|--------|--------|----------|---------------|
| RW6    | 6"     | 0.4 lbs  | 3/4"          |
| RW8    | 8"     | 0.8 lbs  | 1"            |
| RW10   | 10"    | 1.8 lbs  | 1-1/2"        |
| RW12   | 12"    | 2.6 lbs  | 2"            |
| RW14   | 14"    | 3.6 lbs  | 2"            |
| RW18   | 18"    | 5.8 lbs  | 2-1/2"        |
| RW24   | 24"    | 9.4 lbs  | 3"            |
| RW36   | 36"    | 18.8 lbs | 5"            |
| RW48   | 48"    | 34 lbs   | 6"            |

## Aluminum Pipe Wrenches



| Part # | Length | Weight   | Max Pipe Size |
|--------|--------|----------|---------------|
| ARW10  | 10"    | 1.1 lbs  | 1-1/2"        |
| ARW14  | 14"    | 2.3 lbs  | 2"            |
| ARW18  | 18"    | 3.1 lbs  | 2-1/2"        |
| ARW24  | 24"    | 5.7 lbs  | 3"            |
| ARW36  | 36"    | 10.9 lbs | 5"            |
| ARW48  | 48"    | 18 lbs   | 6"            |

## Chain Wrenches



| Part # | Length | Weight   | Pipe Size     |
|--------|--------|----------|---------------|
| WA14   | 14"    | 3.2 lbs  | 1/8" - 2"     |
| WA18   | 18"    | 6.0 lbs  | 1/4" - 2-1/2" |
| WA24   | 24"    | 8.4 lbs  | 1/4" - 3"     |
| WA36   | 33"    | 16.4 lbs | 1/2" - 4-1/2" |
| WA48   | 44"    | 29.4 lbs | 1" - 6"       |
| WA72   | 46"    | 80.0 lbs | 2-1/2" - 12"  |

## Strap Wrenches



| Part # | Length | Weight  | Pipe Size |
|--------|--------|---------|-----------|
| SW12A  | 12"    | 1.6 lbs | 1/8" - 2" |
| SW18A  | 18"    | 2.6 lbs | 1" - 5"   |
| SW24A  | 24"    | 5.1 lbs | 2" - 12"  |

## Plastic Pipe Shears



| Part # | Capacity |
|--------|----------|
| RS1    | 1-1/4"   |
| RS2    | 2"       |

### Replacement Blades

| Part # | Capacity |
|--------|----------|
| RS1B   | 1-1/4"   |
| RS2B   | 2"       |

## Plastic Pipe Saws



| Part # | Length |
|--------|--------|
| PPS12  | 12"    |
| PPS18  | 18"    |

### Replacement Blades

| Part # | Length |
|--------|--------|
| PPS12B | 12"    |
| PPS18B | 18"    |

## Torque Wrenches



| Part # | Description                    |
|--------|--------------------------------|
| TW516  | 5/16" Ratcheting Torque Wrench |



## Hack Saws



| Part # | Description           |
|--------|-----------------------|
| HK1228 | High Tension Hack Saw |



All Reed Hand Tools Come With A Lifetime Warranty

# Long Handle Tools



**CORONA**  
SEASON AFTER SEASON



| Part #   | Description               | Handle Type |
|----------|---------------------------|-------------|
| SS 26000 | Round Point Shovel        | Wood        |
| SS 26020 | Round Point Shovel        | Fiberglass  |
| SS 64123 | 3" Trenching Shovel       | Fiberglass  |
| SS 64124 | 4" Trenching Shovel       | Fiberglass  |
| SS 64125 | 5" Trenching Shovel       | Fiberglass  |
| SS 64126 | 6" Trenching Shovel       | Fiberglass  |
| BM 62001 | 18" Push Broom            | Wood        |
| BM 61002 | 24" Push Broom            | Wood        |
| RK 20002 | 16" Bow Head Rake         | Wood        |
| RK 20022 | 16" Bow Head Rake         | Fiberglass  |
| RK 63003 | 30" Poly Leaf Rake        | Wood        |
| RK 61062 | 36" Landscape Rake        | Aluminum    |
| UT 66004 | 4" Sprinkler Head Trimmer | Steel       |
| UT 66006 | 6" Sprinkler Head Trimmer | Steel       |
| UT 60057 | 8" x 8" Dirt Tamp         | Steel       |
| UT 60050 | 8" x 8" Dirt Tamp         | Wood        |
| UT 61000 | 48" Gate Valve Key        | Steel       |
| UT 62050 | 1/2" Meter Key            | Steel       |
| UT 62051 | 3/4" Meter Key            | Steel       |
| UT 65001 | 1" & 1-1/4" EZ Out        | Steel       |
| UT 65002 | 1/2" & 3/4" EZ Out        | Steel       |
| UT 64020 | 48" Soil Probe            | Fiberglass  |
| UT 64050 | 48" Soil Probe            | Steel       |



**Toll Free 877-396-1956**  
**Fax 616-396-2040**  
**www.springbrooksupply.com**

## Pro-Span Repair Couplings



### Features:

- **Grip-Lock:** Flo Control's patented "locking" feature allows the use of the body as a handle to glue both ends of the repair coupling onto the broken pipe. No other repair coupling allows the use of the body to glue both joints.
- **Easy Grip:** Positive grip for wet and muddy hands. Easier to twist while pushing or pulling when gluing. This is now the best grip of any repair coupling available.



| Part Number | Size   |
|-------------|--------|
| 118-05      | 1/2"   |
| 118-07      | 3/4"   |
| 118-10      | 1"     |
| 118-12      | 1-1/4" |
| 118-15      | 1-1/2" |
| 118-20      | 2"     |
| 118-25      | 2-1/2" |
| 118-30      | 3"     |
| 118-40      | 4"     |

## PVC Compression Couplings



| Part Number | Size   |
|-------------|--------|
| SC29-005    | 1/2"   |
| SC29-007    | 3/4"   |
| SC29-010    | 1"     |
| SC29-012    | 1-1/4" |
| SC29-015    | 1-1/2" |
| SC29-020    | 2"     |
| SC29-025    | 2-1/2" |
| SC29-030    | 3"     |
| SC29-040    | 4"     |
| SC29-060    | 6"     |

## PVC Check Valves



### Spring Check Valves

| Part Number  |                | Size   |
|--------------|----------------|--------|
| Solvent Weld | Threaded (FPT) |        |
| 1011-05      | 1001-05        | 1/2"   |
| 1011-07      | 1001-07        | 3/4"   |
| 1011-10      | 1001-10        | 1"     |
| 1011-12      | 1001-12        | 1-1/4" |
| 1011-15      | 1001-150       | 1-1/2" |
| 1011-20      | 1001-20        | 2"     |

\*Spring check valves rated up to 200psi @ 72F

### Swing Check Valves

| Part Number  |                | Size   |
|--------------|----------------|--------|
| Solvent Weld | Threaded (FPT) |        |
| 1520-10      | 1520-10F       | 1"     |
| 1520-12      | 1520-12F       | 1-1/4" |
| 1520-15      | 1520-15F       | 1-1/2" |
| 1520-20      | 1520-20F       | 2"     |
| 1520-30      | N/A            | 3"     |
| 1520-40      | N/A            | 4"     |

\*Swing check valves rated up to 125psi @ 72F

## PVC Saddle Tees



| Part Number    |                 | Size             |
|----------------|-----------------|------------------|
| Solvent Outlet | Threaded Outlet |                  |
| 453015         | 443015          | 3" x 3" x 1-1/2" |
| 453020         | 443020          | 3" x 3" x 2"     |
| 454015         | 444015          | 4" x 4" x 1-1/2" |
| 454020         | 444020          | 4" x 4" x 2"     |
| 456015         | 446015          | 6" x 6" x 1-1/2" |
| 456020         | 446020          | 6" x 6" x 2"     |
| 458015         | 448015          | 8" x 8" x 1-1/2" |
| 458020         | 448020          | 8" x 8" x 2"     |

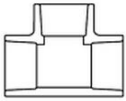
### Drilling Information

| Outlet Size | Drill Size |
|-------------|------------|
| 3/4"        | 3/4"       |
| 1"          | 1"         |
| 1-1/4"      | 1-1/4"     |
| 1-1/2"      | 1-3/8"     |
| 2"          | 2"         |

\*Saddle Tees available in many more combinations



# PVC Sch. 40 Fittings



## Tee

Slip x Slip x Slip

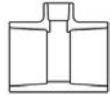
| Part Number | Size  | Box |
|-------------|-------|-----|
| 401-003     | 3/8   | 50  |
| 401-005     | 1/2   | 50  |
| 401-007     | 3/4   | 50  |
| 401-010     | 1     | 50  |
| 401-012     | 1-1/4 | 25  |
| 401-015     | 1-1/2 | 25  |
| 401-020     | 2     | 25  |
| 401-025     | 2-1/2 | 10  |
| 401-030     | 3     | 10  |
| 401-040     | 4     | 6   |
| 401-050     | 5     | 5   |
| 401-060     | 6     | 4   |
| 401-080     | 8     | 2   |
| 401-100     | 10    | 1   |
| 401-120     | 12    | 1   |



## Reducing Tee

Slip x Slip x Slip

| Part Number | Size                  | Box |
|-------------|-----------------------|-----|
| 401-074     | 1/2 x 1/2 x 3/4       | 50  |
| 401-094     | 3/4 x 1/2 x 1/2       | 50  |
| 401-095     | 3/4 x 1/2 x 3/4       | 50  |
| 401-101     | 3/4 x 3/4 x 1/2       | 50  |
| 401-102     | 3/4 x 3/4 x 1         | 50  |
| 401-122     | 1 x 1/2 x 1           | 50  |
| 401-124     | 1 x 3/4 x 1/2         | 50  |
| 401-125     | 1 x 3/4 x 3/4         | 50  |
| 401-126     | 1 x 3/4 x 1           | 50  |
| 401-130     | 1 x 1 x 1/2           | 50  |
| 401-131     | 1 x 1 x 3/4           | 50  |
| 401-132     | 1 x 1 x 1-1/4         | 25  |
| 401-133     | 1 x 1 x 1-1/4         | 25  |
| 401-156     | 1-1/4 x 1 x 1/2       | 25  |
| 401-157     | 1-1/4 x 1 x 3/4       | 25  |
| 401-158     | 1-1/4 x 1 x 1         | 25  |
| 401-166     | 1-1/4 x 1-1/4 x 1/2   | 25  |
| 401-167     | 1-1/4 x 1-1/4 x 3/4   | 25  |
| 401-168     | 1-1/4 x 1-1/4 x 1     | 25  |
| 401-169     | 1-1/4 x 1-1/4 x 1-1/2 | 25  |
| 401-199     | 1-1/2 x 1-1/4 x 1/2   | 25  |

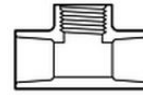


## Reducing Tee

Slip x Slip x Slip

Continued

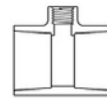
| Part Number | Size                  | Box |
|-------------|-----------------------|-----|
| 401-201     | 1-1/2 x 1-1/4 x 3/4   | 25  |
| 401-202     | 1-1/2 x 1-1/4 x 1     | 25  |
| 401-209     | 1-1/2 x 1-1/2 x 1/2   | 25  |
| 401-210     | 1-1/2 x 1-1/2 x 3/4   | 25  |
| 401-211     | 1-1/2 x 1-1/2 x 1     | 25  |
| 401-212     | 1-1/2 x 1-1/2 x 1-1/4 | 25  |
| 401-213     | 1-1/2 x 1-1/2 x 2     | 25  |
| 401-238     | 2 x 1-1/2 x 3/4       | 10  |
| 401-239     | 2 x 1-1/2 x 1         | 10  |
| 401-247     | 2 x 2 x 1/2           | 10  |
| 401-248     | 2 x 2 x 3/4           | 10  |
| 401-249     | 2 x 2 x 1             | 10  |
| 401-250     | 2 x 2 x 1-1/4         | 10  |
| 401-251     | 2 x 2 x 1-1/2         | 10  |
| 401-287     | 2-1/2 x 2-1/2 x 1/2   | 10  |
| 401-288     | 2-1/2 x 2-1/2 x 3/4   | 10  |
| 401-289     | 2-1/2 x 2-1/2 x 1     | 10  |
| 401-290     | 2-1/2 x 2-1/2 x 1-1/4 | 10  |
| 401-291     | 2-1/2 x 2-1/2 x 1-1/2 | 10  |
| 401-292     | 2-1/2 x 2-1/2 x 2     | 10  |
| 401-333     | 3 x 3 x 1/2           | 10  |
| 401-334     | 3 x 3 x 3/4           | 10  |
| 401-335     | 3 x 3 x 1             | 10  |
| 401-337     | 3 x 3 x 1-1/2         | 10  |
| 401-338     | 3 x 3 x 2             | 6   |
| 401-415     | 4 x 4 x 1/2           | 6   |
| 401-416     | 4 x 4 x 3/4           | 6   |
| 401-417     | 4 x 4 x 1             | 6   |
| 401-420     | 4 x 4 x 2             | 10  |
| 401-422     | 4 x 4 x 3             | 6   |
| 401-486     | 5 x 5 x 2             | 5   |
| 401-488     | 5 x 5 x 3             | 4   |
| 401-490     | 5 x 5 x 4             | 3   |
| 401-528     | 6 x 6 x 2             | 3   |
| 401-530     | 6 x 6 x 3             | 5   |
| 401-532     | 6 x 6 x 4             | 2   |
| 401-578     | 8 x 8 x 2             | 2   |
| 401-580     | 8 x 8 x 3             | 4   |
| 401-582     | 8 x 8 x 4             | 2   |
| 401-585     | 8 x 8 x 6             | 2   |
| 401-628     | 10 x 10 x 8           | 1   |
| 401-670     | 12 x 12 x 10          | 1   |



## Combo Tee

Slip x Slip x FPT

| Part Number | Size  | Box |
|-------------|-------|-----|
| 402-005     | 1/2   | 50  |
| 402-007     | 3/4   | 50  |
| 402-010     | 1     | 50  |
| 402-012     | 1-1/4 | 25  |
| 402-015     | 1-1/2 | 25  |
| 402-020     | 2     | 10  |
| 402-025     | 2-1/2 | 10  |
| 402-030     | 3     | 10  |
| 402-040     | 4     | 6   |



## Reducing Combo Tee

Slip x Slip x FPT

| Part Number | Size                  | Box |
|-------------|-----------------------|-----|
| 402-071     | 1/2 x 1/2 x 1/8       | 50  |
| 402-072     | 1/2 x 1/2 x 1/4       | 50  |
| 402-074     | 1/2 x 1/2 x 3/4       | 50  |
| 402-094     | 3/4 x 1/2 x 1/2       | 50  |
| 402-095     | 3/4 x 1/2 x 3/4       | 50  |
| 402-101     | 3/4 x 3/4 x 1/2       | 50  |
| 402-102     | 3/4 x 3/4 x 1         | 50  |
| 402-122     | 1 x 1/2 x 1           | 50  |
| 402-124     | 1 x 3/4 x 1/2         | 50  |
| 402-125     | 1 x 3/4 x 3/4         | 50  |
| 402-126     | 1 x 3/4 x 1           | 50  |
| 402-130     | 1 x 1 x 1/2           | 50  |
| 402-131     | 1 x 1 x 3/4           | 50  |
| 402-132     | 1 x 1 x 1-1/4         | 25  |
| 402-156     | 1-1/4 x 1 x 1/2       | 25  |
| 402-157     | 1-1/4 x 1 x 3/4       | 25  |
| 402-158     | 1-1/4 x 1 x 1         | 25  |
| 402-166     | 1-1/4 x 1-1/4 x 1/2   | 25  |
| 402-167     | 1-1/4 x 1-1/4 x 3/4   | 25  |
| 402-168     | 1-1/4 x 1-1/4 x 1     | 25  |
| 402-169     | 1-1/4 x 1-1/4 x 1-1/2 | 25  |
| 402-199     | 1-1/2 x 1-1/4 x 1/2   | 25  |
| 402-201     | 1-1/2 x 1-1/4 x 3/4   | 25  |
| 402-202     | 1-1/2 x 1-1/4 x 1     | 25  |
| 402-209     | 1-1/2 x 1-1/2 x 1/2   | 25  |
| 402-210     | 1-1/2 x 1-1/2 x 3/4   | 25  |
| 402-211     | 1-1/2 x 1-1/2 x 1     | 25  |

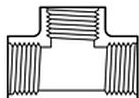
# PVC Sch. 40 Fittings



## Reducing Combo Tee

Slip x Slip x FPT

| Part Number | Size                  | Box |
|-------------|-----------------------|-----|
| 402-212     | 1-1/2 x 1-1/2 x 1-1/4 | 25  |
| 402-238     | 2 x 1-1/2 x 3/4       | 10  |
| 402-239     | 2 x 1-1/2 x 1         | 10  |
| 402-247     | 2 x 2 x 1/2           | 10  |
| 402-248     | 2 x 2 x 3/4           | 10  |
| 402-249     | 2 x 2 x 1             | 10  |
| 402-250     | 2 x 2 x 1-1/4         | 10  |
| 402-251     | 2 x 2 x 1-1/2         | 10  |
| 402-287     | 2-1/2 x 2-1/2 x 1/2   | 10  |
| 402-288     | 2-1/2 x 2-1/2 x 3/4   | 10  |
| 402-289     | 2-1/2 x 2-1/2 x 1     | 10  |
| 402-290     | 2-1/2 x 2-1/2 x 1-1/4 | 10  |
| 402-291     | 2-1/2 x 2-1/2 x 1-1/2 | 10  |
| 402-292     | 2-1/2 x 2-1/2 x 2     | 10  |
| 402-333     | 3 x 3 x 1/2           | 10  |
| 402-334     | 3 x 3 x 3/4           | 10  |
| 402-335     | 3 x 3 x 1             | 10  |
| 402-337     | 3 x 3 x 1-1/2         | 10  |
| 402-338     | 3 x 3 x 2             | 6   |
| 402-417     | 4 x 4 x 1             | 6   |
| 402-420     | 4 x 4 x 2             | 10  |
| 402-422     | 4 x 4 x 3             | 6   |
| 402-490     | 5 x 5 x 4             | 3   |
| 402-528     | 6 x 6 x 2             | 3   |
| 402-530     | 6 x 6 x 3             | 5   |
| 402-532     | 6 x 6 x 4             | 2   |
| 402-578     | 8 x 8 x 2             | 3   |
| 402-580     | 8 x 8 x 3             | 2   |
| 402-582     | 8 x 8 x 4             | 2   |



## Thread Tee

FPT x FPT x FPT

| Part Number | Size  | Box |
|-------------|-------|-----|
| 405-005     | 1/2   | 50  |
| 405-007     | 3/4   | 50  |
| 405-010     | 1     | 50  |
| 405-012     | 1-1/4 | 25  |
| 405-015     | 1-1/2 | 25  |
| 405-020     | 2     | 15  |

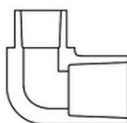


## 90° Elbow

Slip x Slip

Continued

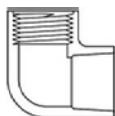
| Part Number | Size  | Box |
|-------------|-------|-----|
| 406-003     | 3/8   | 50  |
| 406-005     | 1/2   | 50  |
| 406-007     | 3/4   | 50  |
| 406-010     | 1     | 50  |
| 406-012     | 1-1/4 | 25  |
| 406-015     | 1-1/2 | 25  |
| 406-020     | 2     | 25  |
| 406-025     | 2-1/2 | 10  |
| 406-030     | 3     | 10  |
| 406-040     | 4     | 8   |
| 406-050     | 5     | 4   |
| 406-060     | 6     | 4   |
| 406-080     | 8     | 2   |
| 406-100     | 10    | 1   |
| 406-120     | 12    | 1   |



## 90° Reducing Elbow

Slip x Slip

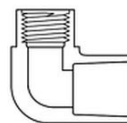
| Part Number | Size      | Box |
|-------------|-----------|-----|
| 406-101     | 3/4 x 1/2 | 50  |
| 406-130     | 1 x 1/2   | 50  |
| 406-131     | 1 x 3/4   | 50  |
| 406-168     | 1-1/4 x 1 | 25  |
| 406-251     | 2 x 1-1/2 | 10  |



## 90° Combo Elbow

Slip x FPT

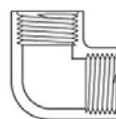
| Part Number | Size  | Box |
|-------------|-------|-----|
| 407-005     | 1/2   | 50  |
| 407-007     | 3/4   | 50  |
| 407-010     | 1     | 50  |
| 407-012     | 1-1/4 | 25  |
| 407-015     | 1-1/2 | 25  |
| 407-020     | 2     | 10  |
| 407-025     | 2-1/2 | 10  |
| 407-030     | 3     | 8   |
| 407-040     | 4     | 8   |



## 90° Red. Combo Elbow

Slip x FPT

| Part Number | Size      | Box |
|-------------|-----------|-----|
| 407-101     | 3/4 x 1/2 | 50  |
| 407-130     | 1 x 1/2   | 50  |
| 407-131     | 1 x 3/4   | 50  |
| 407-168     | 1-1/4 x 1 | 25  |



## 90° Thread Elbow

FPT x FPT

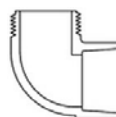
| Part Number | Size  | Box |
|-------------|-------|-----|
| 408-005     | 1/2   | 50  |
| 408-007     | 3/4   | 50  |
| 408-010     | 1     | 50  |
| 408-012     | 1-1/4 | 25  |
| 408-015     | 1-1/2 | 25  |
| 408-020     | 2     | 10  |



## 90° Street Elbow

Slip x Spigot

| Part Number | Size  | Box |
|-------------|-------|-----|
| 409-005     | 1/2   | 50  |
| 409-007     | 3/4   | 50  |
| 409-010     | 1     | 50  |
| 409-012     | 1-1/4 | 25  |
| 409-015     | 1-1/2 | 25  |
| 409-020     | 2     | 10  |

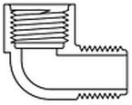


## 90° Combo St. Elbow

Slip x MIPT

| Part Number | Size  | Box |
|-------------|-------|-----|
| 410-005     | 1/2   | 50  |
| 410-007     | 3/4   | 50  |
| 410-010     | 1     | 50  |
| 410-012     | 1-1/4 | 25  |
| 410-015     | 1-1/2 | 25  |
| 410-020     | 2     | 10  |

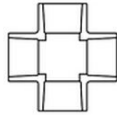
# PVC Sch. 40 Fittings



## 90° Thread St. Elbow

MIPT x FPT

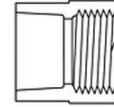
| Part Number | Size  | Box |
|-------------|-------|-----|
| 412-005     | 1/2   | 50  |
| 412-007     | 3/4   | 50  |
| 412-010     | 1     | 50  |
| 412-012     | 1-1/4 | 25  |
| 412-015     | 1-1/2 | 25  |
| 412-020     | 2     | 10  |



## Cross

Slip x Slip x Slip x Slip

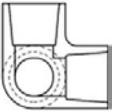
| Part Number | Size  | Box |
|-------------|-------|-----|
| 420-005     | 1/2   | 50  |
| 420-007     | 3/4   | 50  |
| 420-010     | 1     | 50  |
| 420-012     | 1-1/4 | 25  |
| 420-015     | 1-1/2 | 25  |
| 420-020     | 2     | 10  |



## Female Adapter

Slip x FPT

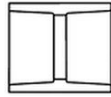
| Part Number | Size  | Box |
|-------------|-------|-----|
| 435-005     | 1/2   | 50  |
| 435-007     | 3/4   | 50  |
| 435-010     | 1     | 50  |
| 435-012     | 1-1/4 | 25  |
| 435-015     | 1-1/2 | 25  |
| 435-020     | 2     | 10  |
| 435-025     | 2-1/2 | 10  |
| 435-030     | 3     | 5   |
| 435-040     | 4     | 6   |
| 435-060     | 6     | 5   |
| 435-080     | 8     | 2   |



## 90° Side Outlet Elbow

Slip x Slip x Slip

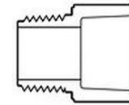
| Part Number | Size  | Box |
|-------------|-------|-----|
| 413-005     | 1/2   | 50  |
| 413-007     | 3/4   | 50  |
| 413-010     | 1     | 25  |
| 413-015     | 1-1/2 | 10  |
| 413-020     | 2     | 10  |



## Coupling

Slip x Slip

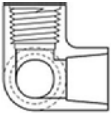
| Part Number | Size  | Box |
|-------------|-------|-----|
| 429-005     | 1/2   | 50  |
| 429-007     | 3/4   | 50  |
| 429-010     | 1     | 50  |
| 429-012     | 1-1/4 | 25  |
| 429-015     | 1-1/2 | 25  |
| 429-020     | 2     | 25  |
| 429-025     | 2-1/2 | 12  |
| 429-030     | 3     | 10  |
| 429-040     | 4     | 6   |
| 429-050     | 5     | 5   |
| 429-060     | 6     | 5   |
| 429-080     | 8     | 8   |
| 429-100     | 10    | 1   |
| 429-120     | 12    | 1   |



## Male Adapter

MIPT x Slip

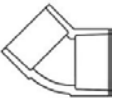
| Part Number | Size  | Box |
|-------------|-------|-----|
| 436-005     | 1/2   | 50  |
| 436-007     | 3/4   | 50  |
| 436-010     | 1     | 50  |
| 436-012     | 1-1/4 | 25  |
| 436-015     | 1-1/2 | 25  |
| 436-020     | 2     | 25  |
| 436-025     | 2-1/2 | 10  |
| 436-030     | 3     | 10  |
| 436-040     | 4     | 5   |
| 436-060     | 6     | 7   |
| 436-080     | 8     | 3   |



## 90° Combo Side Outlet Elbow

Slip x Slip x FPT

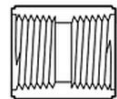
| Part Number | Size            | Box |
|-------------|-----------------|-----|
| 414-005     | 1/2             | 50  |
| 414-007     | 3/4             | 50  |
| 414-101     | 3/4 x 3/4 x 1/2 | 50  |
| 414-130     | 1 x 1 x 1/2     | 50  |



## 45° Elbow

Slip x Slip

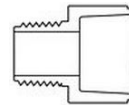
| Part Number | Size  | Box |
|-------------|-------|-----|
| 417-005     | 1/2   | 50  |
| 417-007     | 3/4   | 50  |
| 417-010     | 1     | 50  |
| 417-012     | 1-1/4 | 25  |
| 417-015     | 1-1/2 | 25  |
| 417-020     | 2     | 25  |
| 417-025     | 2-1/2 | 10  |
| 417-030     | 3     | 10  |
| 417-040     | 4     | 5   |
| 417-060     | 6     | 8   |
| 417-080     | 8     | 3   |



## Thread Coupling

FPT x FPT

| Part Number | Size  | Box |
|-------------|-------|-----|
| 430-005     | 1/2   | 50  |
| 430-007     | 3/4   | 50  |
| 430-010     | 1     | 50  |
| 430-012     | 1-1/4 | 10  |
| 430-015     | 1-1/2 | 10  |
| 430-020     | 2     | 10  |

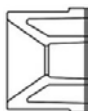


## Red. Male Adapter

MIPT x Slip

| Part Number | Size          | Box |
|-------------|---------------|-----|
| 436-074     | 1/2 x 3/4     | 50  |
| 436-102     | 3/4 x 1       | 50  |
| 436-132     | 1 x 1-1/4     | 50  |
| 436-169     | 1-1/4 x 1-1/2 | 25  |
| 436-213     | 1-1/2 x 2     | 25  |

# PVC Sch. 40 Fittings



## Reducer Bushing

Spigot x Slip

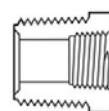
| Part Number | Size          | Box |
|-------------|---------------|-----|
| 437-101     | 3/4 x 1/2     | 50  |
| 437-130     | 1 x 1/2       | 50  |
| 437-131     | 1 x 3/4       | 50  |
| 437-166     | 1-1/4 x 1/2   | 25  |
| 437-167     | 1-1/4 x 3/4   | 25  |
| 437-168     | 1-1/4 x 1     | 25  |
| 437-209     | 1-1/2 x 1/2   | 25  |
| 437-210     | 1-1/2 x 3/4   | 25  |
| 437-211     | 1-1/2 x 1     | 25  |
| 437-212     | 1-1/2 x 1-1/4 | 25  |
| 437-247     | 2 x 1/2       | 10  |
| 437-248     | 2 x 3/4       | 10  |
| 437-249     | 2 x 1         | 10  |
| 437-250     | 2 x 1-1/4     | 10  |
| 437-251     | 2 x 1-1/2     | 25  |
| 437-289     | 2-1/2 x 1     | 10  |
| 437-290     | 2-1/2 x 1-1/4 | 10  |
| 437-291     | 2-1/2 x 1-1/2 | 10  |
| 437-292     | 2-1/2 x 2     | 10  |
| 437-335     | 3 x 1         | 10  |
| 437-336     | 3 x 1-1/4     | 10  |
| 437-337     | 3 x 1-1/2     | 10  |
| 437-338     | 3 x 2         | 10  |
| 437-339     | 3 x 2-1/2     | 15  |
| 437-420     | 4 x 2         | 6   |
| 437-421     | 4 x 2-1/2     | 6   |
| 437-422     | 4 x 3         | 6   |
| 437-530     | 6 x 3         | 5   |
| 437-532     | 6 x 4         | 5   |
| 437-582     | 8 x 4         | 4   |
| 437-585     | 8 x 6         | 4   |



## Reducer Bushing

Spigot x FPT

| Part Number | Size          | Box |
|-------------|---------------|-----|
| 438-071     | 1/2 x 1/8     | 50  |
| 438-072     | 1/2 x 1/4     | 50  |
| 438-073     | 1/2 x 3/8     | 50  |
| 438-098     | 3/4 x 1/4     | 50  |
| 438-101     | 3/4 x 1/2     | 50  |
| 438-128     | 1 x 1/4       | 50  |
| 438-129     | 1 x 3/8       | 50  |
| 438-130     | 1 x 1/2       | 50  |
| 438-131     | 1 x 3/4       | 50  |
| 438-166     | 1-1/4 x 1/2   | 25  |
| 438-167     | 1-1/4 x 3/4   | 25  |
| 438-168     | 1-1/4 x 1     | 25  |
| 438-209     | 1-1/2 x 1/2   | 25  |
| 438-210     | 1-1/2 x 3/4   | 25  |
| 438-211     | 1-1/2 x 1     | 25  |
| 438-212     | 1-1/2 x 1-1/4 | 25  |
| 438-247     | 2 x 1/2       | 10  |
| 438-248     | 2 x 3/4       | 10  |
| 438-249     | 2 x 1         | 10  |
| 438-250     | 2 x 1-1/4     | 10  |
| 438-251     | 2 x 1-1/2     | 10  |
| 438-287     | 2-1/2 x 1/2   | 10  |
| 438-288     | 2-1/2 x 3/4   | 10  |
| 438-289     | 2-1/2 x 1     | 10  |
| 438-290     | 2-1/2 x 1-1/4 | 10  |
| 438-291     | 2-1/2 x 1-1/2 | 10  |
| 438-292     | 2-1/2 x 2     | 10  |
| 438-335     | 3 x 1         | 10  |
| 438-336     | 3 x 1-1/4     | 10  |
| 438-337     | 3 x 1-1/2     | 10  |
| 438-338     | 3 x 2         | 10  |
| 438-339     | 3 x 2-1/2     | 10  |
| 438-420     | 4 x 2         | 6   |
| 438-421     | 4 x 2-1/2     | 6   |
| 438-422     | 4 x 3         | 6   |



## Reducer Bushing

MIPT x FPT

| Part Number | Size          | Box |
|-------------|---------------|-----|
| 439-098     | 3/4 x 1/4     | 50  |
| 439-099     | 3/4 x 3/8     | 50  |
| 439-101     | 3/4 x 1/2     | 50  |
| 439-130     | 1 x 1/2       | 50  |
| 439-131     | 1 x 3/4       | 50  |
| 439-166     | 1-1/4 x 1/2   | 25  |
| 439-167     | 1-1/4 x 3/4   | 25  |
| 439-168     | 1-1/4 x 1     | 25  |
| 439-209     | 1-1/2 x 1/2   | 25  |
| 439-210     | 1-1/2 x 3/4   | 25  |
| 439-211     | 1-1/2 x 1     | 25  |
| 439-212     | 1-1/2 x 1-1/4 | 25  |
| 439-251     | 2 x 1-1/2     | 10  |

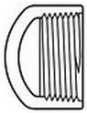


## Cap Slip

| Part Number | Size  | Box |
|-------------|-------|-----|
| 447-005     | 1/2   | 50  |
| 447-007     | 3/4   | 50  |
| 447-010     | 1     | 50  |
| 447-012     | 1-1/4 | 25  |
| 447-015     | 1-1/2 | 25  |
| 447-020     | 2     | 25  |
| 447-025     | 2-1/2 | 10  |
| 447-030     | 3     | 10  |
| 447-040     | 4     | 6   |
| 447-050     | 5     | 5   |
| 447-060     | 6     | 4   |
| 447-080     | 8     | 3   |
| 447-100     | 10    | 1   |
| 447-120     | 12    | 1   |



# PVC Sch. 40 Fittings



**Cap**  
FPT

| Part Number | Size  | Box |
|-------------|-------|-----|
| 448-005     | 1/2   | 50  |
| 448-007     | 3/4   | 50  |
| 448-010     | 1     | 50  |
| 448-012     | 1-1/4 | 25  |
| 448-015     | 1-1/2 | 25  |
| 448-020     | 2     | 10  |
| 448-025     | 2-1/2 | 10  |
| 448-030     | 3     | 10  |
| 448-040     | 4     | 6   |



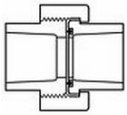
**Plug**  
MIPT

| Part Number | Size  | Box |
|-------------|-------|-----|
| 450-005     | 1/2   | 50  |
| 450-007     | 3/4   | 50  |
| 450-010     | 1     | 50  |
| 450-012     | 1-1/4 | 25  |
| 450-015     | 1-1/2 | 25  |
| 450-020     | 2     | 10  |
| 450-025     | 2-1/2 | 10  |
| 450-030     | 3     | 10  |
| 450-040     | 4     | 6   |



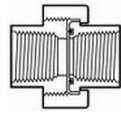
**Plug**  
Spigot

| Part Number | Size  | Box |
|-------------|-------|-----|
| 449-005     | 1/2   | 50  |
| 449-007     | 3/4   | 50  |
| 449-010     | 1     | 50  |
| 449-012     | 1-1/4 | 25  |
| 449-015     | 1-1/2 | 25  |
| 449-020     | 2     | 10  |
| 449-025     | 2-1/2 | 10  |
| 449-030     | 3     | 10  |
| 449-040     | 4     | 6   |



**Union**  
Slip x Slip

| Part Number | Size  | Box |
|-------------|-------|-----|
| 457-005     | 1/2   | 10  |
| 457-007     | 3/4   | 10  |
| 457-010     | 1     | 10  |
| 457-012     | 1-1/4 | 5   |
| 457-015     | 1-1/2 | 5   |
| 457-020     | 2     | 5   |
| 457-025     | 2-1/2 | 5   |
| 457-030     | 3     | 5   |
| 457-040     | 4     | 4   |
| 457-060     | 6     | 1   |



**Union**  
FPT x FPT

| Part Number | Size  | Box |
|-------------|-------|-----|
| 458-005     | 1/2   | 10  |
| 458-007     | 3/4   | 10  |
| 458-010     | 1     | 10  |
| 458-012     | 1-1/4 | 5   |
| 458-015     | 1-1/2 | 5   |
| 458-020     | 2     | 5   |
| 458-025     | 2-1/2 | 5   |
| 458-030     | 3     | 5   |
| 458-040     | 4     | 4   |
| 458-060     | 6     | 1   |



### WATER TRIVIA:

- Approx 400 billion gallons of water are used in the United States per day.
- About 6,800 gallons of water is required to grow a day's food for a family of 4.
- To create 1 pint of beer it takes 20 gallons of water.
- There is the same amount of water on Earth today as there was millions of years ago.
- A leaky faucet that drips at a rate of one drip per second can waste more than 3,000 gallons per year.
- 40% of freshwater in USA are used for Agriculture.
- 65% of freshwater in China are used for Agriculture.
- There is more fresh water in the atmosphere than in all of the rivers on the planet combined.

### AMAZING FACT:

Picture a cubical water tank one mile long, one mile wide, and one mile high. It is totally filled with water. You punch a hole in the bottom, and water begins to flow out at the rate of one gallon per second. To envision this stream of water: It's more than a garden hose and less than a fire hose.

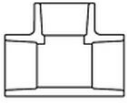
**How long does it take to empty the tank ?**

With 7.48 gallons of water in a cubic foot...  
It will take roughly 34,890 years to drain the tank!



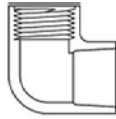
**Toll Free 877-396-1956**  
**Fax 616-396-2040**  
**www.springbrooksupply.com**

# PVC Sch. 80 Fittings



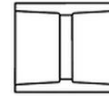
**Tee**  
Slip x Slip x Slip

| Part Number | Size  | Box |
|-------------|-------|-----|
| 801-005     | 1/2   | 25  |
| 801-007     | 3/4   | 15  |
| 801-010     | 1     | 15  |
| 801-012     | 1-1/4 | 10  |
| 801-015     | 1-1/2 | 10  |
| 801-020     | 2     | 10  |



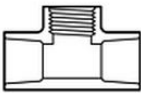
**90° Combo Elbow**  
Slip x FPT

| Part Number | Size  | Box |
|-------------|-------|-----|
| 807-005     | 1/2   | 20  |
| 807-007     | 3/4   | 20  |
| 807-010     | 1     | 20  |
| 807-012     | 1-1/4 | 10  |
| 807-015     | 1-1/2 | 10  |
| 807-020     | 2     | 10  |



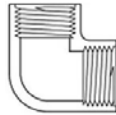
**Coupling**  
Slip x Slip

| Part Number | Size  | Box |
|-------------|-------|-----|
| 829-005     | 1/2   | 25  |
| 829-007     | 3/4   | 25  |
| 829-010     | 1     | 25  |
| 829-012     | 1-1/4 | 10  |
| 829-015     | 1-1/2 | 10  |
| 829-020     | 2     | 20  |



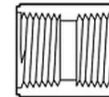
**Combo Tee**  
Slip x Slip x FPT

| Part Number | Size  | Box |
|-------------|-------|-----|
| 802-005     | 1/2   | 20  |
| 802-007     | 3/4   | 20  |
| 802-010     | 1     | 15  |
| 802-012     | 1-1/4 | 15  |
| 802-015     | 1-1/2 | 10  |
| 802-020     | 2     | 10  |



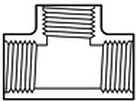
**90° Thread Elbow**  
FPT x FPT

| Part Number | Size  | Box |
|-------------|-------|-----|
| 808-005     | 1/2   | 20  |
| 808-007     | 3/4   | 20  |
| 808-010     | 1     | 15  |
| 808-012     | 1-1/4 | 10  |
| 808-015     | 1-1/2 | 10  |
| 808-020     | 2     | 10  |



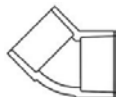
**Thread Coupling**  
FPT x FPT

| Part Number | Size  | Box |
|-------------|-------|-----|
| 830-005     | 1/2   | 25  |
| 830-007     | 3/4   | 25  |
| 830-010     | 1     | 15  |
| 830-012     | 1-1/4 | 10  |
| 830-015     | 1-1/2 | 10  |
| 830-020     | 2     | 10  |



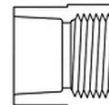
**Thread Tee**  
FPT x FPT x FPT

| Part Number | Size  | Box |
|-------------|-------|-----|
| 805-005     | 1/2   | 20  |
| 805-007     | 3/4   | 15  |
| 805-010     | 1     | 15  |
| 805-012     | 1-1/4 | 10  |
| 805-015     | 1-1/2 | 10  |
| 805-020     | 2     | 10  |



**45° Elbow**  
Slip x Slip

| Part Number | Size  | Box |
|-------------|-------|-----|
| 817-005     | 1/2   | 20  |
| 817-007     | 3/4   | 20  |
| 817-010     | 1     | 15  |
| 817-012     | 1-1/4 | 10  |
| 817-015     | 1-1/2 | 10  |
| 817-020     | 2     | 10  |



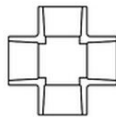
**Female Adapter**  
Slip x FPT

| Part Number | Size  | Box |
|-------------|-------|-----|
| 835-005     | 1/2   | 25  |
| 835-007     | 3/4   | 25  |
| 835-010     | 1     | 15  |
| 835-012     | 1-1/4 | 10  |
| 835-015     | 1-1/2 | 10  |
| 835-020     | 2     | 10  |



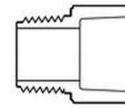
**90° Elbow**  
Slip x Slip

| Part Number | Size  | Box |
|-------------|-------|-----|
| 806-005     | 1/2   | 20  |
| 806-007     | 3/4   | 20  |
| 806-010     | 1     | 25  |
| 806-012     | 1-1/4 | 10  |
| 806-015     | 1-1/2 | 10  |
| 806-020     | 2     | 25  |



**Cross**  
Slip x Slip x Slip x Slip

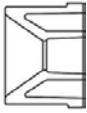
| Part Number | Size  | Box |
|-------------|-------|-----|
| 820-005     | 1/2   | 50  |
| 820-007     | 3/4   | 50  |
| 820-010     | 1     | 50  |
| 820-012     | 1-1/4 | 25  |
| 820-015     | 1-1/2 | 25  |
| 820-020     | 2     | 10  |



**Male Adapter**  
MIPT x Slip

| Part Number | Size  | Box |
|-------------|-------|-----|
| 836-005     | 1/2   | 25  |
| 836-007     | 3/4   | 25  |
| 836-010     | 1     | 20  |
| 836-012     | 1-1/4 | 10  |
| 836-015     | 1-1/2 | 10  |
| 836-020     | 2     | 10  |

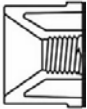
# PVC Sch. 80 Fittings



## Reducer Bushing

Spigot x Slip

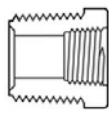
| Part Number | Size          | Box |
|-------------|---------------|-----|
| 837-101     | 3/4 x 1/2     | 50  |
| 837-130     | 1 x 1/2       | 50  |
| 837-131     | 1 x 3/4       | 50  |
| 837-166     | 1-1/4 x 1/2   | 25  |
| 837-167     | 1-1/4 x 3/4   | 25  |
| 837-168     | 1-1/4 x 1     | 25  |
| 837-209     | 1-1/2 x 1/2   | 25  |
| 837-210     | 1-1/2 x 3/4   | 25  |
| 837-211     | 1-1/2 x 1     | 25  |
| 837-212     | 1-1/2 x 1-1/4 | 25  |
| 837-247     | 2 x 1/2       | 10  |
| 837-248     | 2 x 3/4       | 10  |
| 837-249     | 2 x 1         | 10  |
| 837-250     | 2 x 1-1/4     | 10  |
| 837-251     | 2 x 1-1/2     | 10  |



## Reducer Bushing

Spigot x FPT

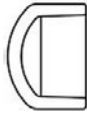
| Part Number | Size          | Box |
|-------------|---------------|-----|
| 838-071     | 1/2 x 1/8     | 50  |
| 838-072     | 1/2 x 1/4     | 50  |
| 838-098     | 3/4 x 1/4     | 50  |
| 838-101     | 3/4 x 1/2     | 50  |
| 838-128     | 1 x 1/4       | 50  |
| 838-130     | 1 x 1/2       | 50  |
| 838-131     | 1 x 3/4       | 50  |
| 838-166     | 1-1/4 x 1/2   | 25  |
| 838-167     | 1-1/4 x 3/4   | 25  |
| 838-168     | 1-1/4 x 1     | 25  |
| 838-209     | 1-1/2 x 1/2   | 25  |
| 838-210     | 1-1/2 x 3/4   | 25  |
| 838-211     | 1-1/2 x 1     | 25  |
| 838-212     | 1-1/2 x 1-1/4 | 25  |
| 838-247     | 2 x 1/2       | 10  |
| 838-248     | 2 x 3/4       | 10  |
| 838-249     | 2 x 1         | 10  |
| 838-250     | 2 x 1-1/4     | 10  |
| 838-251     | 2 x 1-1/2     | 10  |



## Reducer Bushing

MIPT x FPT

| Part Number | Size      | Box |
|-------------|-----------|-----|
| 839-072     | 1/2 x 1/4 | 50  |
| 839-098     | 3/4 x 1/4 | 50  |
| 839-101     | 3/4 x 1/2 | 50  |
| 839-128     | 1 x 1/4   | 25  |
| 839-130     | 1 x 1/2   | 50  |
| 839-131     | 1 x 3/4   | 50  |



## Cap

Slip

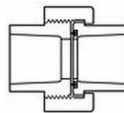
| Part Number | Size  | Box |
|-------------|-------|-----|
| 847-005     | 1/2   | 25  |
| 847-007     | 3/4   | 25  |
| 847-010     | 1     | 15  |
| 847-012     | 1-1/4 | 10  |
| 847-015     | 1-1/2 | 10  |
| 847-020     | 2     | 10  |



## Thread Plug

MIPT

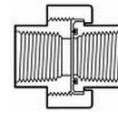
| Part Number | Size  | Box |
|-------------|-------|-----|
| 850-005     | 1/2   | 50  |
| 850-007     | 3/4   | 50  |
| 850-010     | 1     | 15  |
| 850-012     | 1-1/4 | 10  |
| 850-015     | 1-1/2 | 10  |
| 850-020     | 2     | 10  |



## Union

Slip x Slip

| Part Number | Size  | Box |
|-------------|-------|-----|
| 897-005     | 1/2   | 10  |
| 897-007     | 3/4   | 10  |
| 897-010     | 1     | 10  |
| 897-012     | 1-1/4 | 5   |
| 897-015     | 1-1/2 | 5   |
| 897-020     | 2     | 5   |



## Union

FPT x FPT

| Part Number | Size  | Box |
|-------------|-------|-----|
| 898-005     | 1/2   | 10  |
| 898-007     | 3/4   | 10  |
| 898-010     | 1     | 10  |
| 898-012     | 1-1/4 | 5   |
| 898-015     | 1-1/2 | 5   |
| 898-020     | 2     | 5   |



## Flange

Slip

| Part Number | Size  | Box |
|-------------|-------|-----|
| 854-020     | 2     | 10  |
| 854-025     | 2-1/2 | 10  |
| 854-030     | 3     | 10  |
| 854-040     | 4     | 5   |
| 854-060     | 6     | 5   |
| 854-080     | 8     | 2   |
| 854-100     | 10    | 2   |
| 854-120     | 12    | 2   |



# Pipe Nipples

## 1/2" Pipe Nipples

MIPT x MIPT



| PVC Part# | Galv. Part#      | Size        |
|-----------|------------------|-------------|
| 205-011   | GS80 1/2 X CL    | 1/2 x Close |
| 205-020   | GS80 1/2 X 2     | 1/2 x 2     |
| 205-025   | GS80 1/2 X 2 1/2 | 1/2 x 2-1/2 |
| 205-030   | GS80 1/2 X 3     | 1/2 x 3     |
| 205-040   | GS80 1/2 X 4     | 1/2 x 4     |
| 205-050   | GS80 1/2 X 5     | 1/2 x 5     |
| 205-060   | GS80 1/2 X 6     | 1/2 x 6     |
| 205-080   | GS80 1/2 X 8     | 1/2 x 8     |
| 205-100   | GS80 1/2 X 10    | 1/2 x 10    |
| 205-120   | GS80 1/2 X 12    | 1/2 x 12    |
| 205-180   | -                | 1/2 x 18    |
| 205-240   | -                | 1/2 x 24    |
| 205-360   | -                | 1/2 x 36    |
| 205-480   | -                | 1/2 x 48    |

## 3/4" Pipe Nipples

MIPT x MIPT



| PVC Part# | Galv. Part#   | Size        |
|-----------|---------------|-------------|
| 207-013   | GS80 3/4 X CL | 3/4 x Close |
| 207-020   | GS80 3/4 X 2  | 3/4 x 2     |
| 207-030   | GS80 3/4 X 3  | 3/4 x 3     |
| 207-040   | GS80 3/4 X 4  | 3/4 x 4     |
| 207-050   | GS80 3/4 X 5  | 3/4 x 5     |
| 207-060   | GS80 3/4 X 6  | 3/4 x 6     |
| 207-080   | GS80 3/4 X 8  | 3/4 x 8     |
| 207-100   | GS80 3/4 X 10 | 3/4 x 10    |
| 207-120   | GS80 3/4 X 12 | 3/4 x 12    |
| 207-180   | -             | 3/4 x 18    |
| 207-240   | -             | 3/4 x 24    |
| 207-360   | -             | 3/4 x 36    |
| 207-480   | -             | 3/4 x 48    |
| 207-600   | -             | 3/4 x 60    |

## 1" Pipe Nipples

MIPT x MIPT



| PVC Part# | Galv. Part# | Size      |
|-----------|-------------|-----------|
| 210-015   | GS80 1 X CL | 1 x Close |
| 210-020   | GS80 1 X 2  | 1 x 2     |
| 210-030   | GS80 1 X 3  | 1 x 3     |
| 210-040   | GS80 1 X 4  | 1 x 4     |
| 210-050   | GS80 1 X 5  | 1 x 5     |
| 210-060   | GS80 1 X 6  | 1 x 6     |
| 210-080   | GS80 1 X 8  | 1 x 8     |
| 210-100   | GS80 1 X 10 | 1 x 10    |
| 210-120   | GS80 1 X 12 | 1 x 12    |
| 210-180   | GS80 1 X 18 | 1 x 18    |
| 210-240   | -           | 1 x 24    |
| 210-360   | -           | 1 x 36    |
| 210-480   | -           | 1 x 48    |

## 1-1/4" Pipe Nipples

MIPT x MIPT



| PVC Part# | Galv. Part#     | Size          |
|-----------|-----------------|---------------|
| 212-016   | GS80 1 1/4 X CL | 1-1/4 x Close |
| 212-020   | GS80 1 1/4 X 2  | 1-1/4 x 2     |
| 212-030   | GS80 1 1/4 X 3  | 1-1/4 x 3     |
| 212-040   | GS80 1 1/4 X 4  | 1-1/4 x 4     |
| 212-050   | GS80 1 1/4 X 5  | 1-1/4 x 5     |
| 212-060   | GS80 1 1/4 X 6  | 1-1/4 x 6     |
| 212-080   | GS80 1 1/4 X 8  | 1-1/4 x 8     |
| 212-100   | GS80 1 1/4 X 10 | 1-1/4 x 10    |
| 212-120   | GS80 1 1/4 X 12 | 1-1/4 x 12    |

## 1-1/2" Pipe Nipples

MIPT x MIPT



| PVC Part# | Galv. Part#     | Size          |
|-----------|-----------------|---------------|
| 215-017   | GS80 1 1/2 X CL | 1-1/2 x Close |
| 215-020   | GS80 1 1/2 X 2  | 1-1/2 x 2     |
| 215-030   | GS80 1 1/2 X 3  | 1-1/2 x 3     |
| 215-040   | GS80 1 1/2 X 4  | 1-1/2 x 4     |
| 215-050   | GS80 1 1/2 X 5  | 1-1/2 x 5     |
| 215-060   | GS80 1 1/2 X 6  | 1-1/2 x 6     |
| 215-080   | GS80 1 1/2 X 8  | 1-1/2 x 8     |
| 215-100   | GS80 1 1/2 X 10 | 1-1/2 x 10    |
| 215-120   | GS80 1 1/2 X 12 | 1-1/2 x 12    |

## 2" Pipe Nipples

MIPT x MIPT



| PVC Part# | Galv. Part# | Size      |
|-----------|-------------|-----------|
| 220-020   | GS80 2 X CL | 2 x Close |
| 220-030   | GS80 2 X 3  | 2 x 3     |
| 220-040   | GS80 2 X 4  | 2 x 4     |
| 220-050   | GS80 2 X 5  | 2 x 5     |
| 220-060   | GS80 2 X 6  | 2 x 6     |
| 220-080   | GS80 2 X 8  | 2 x 8     |
| 220-100   | GS80 2 X 10 | 2 x 10    |
| 220-120   | GS80 2 X 12 | 2 x 12    |

## 3" Pipe Nipples

MIPT x MIPT



| PVC Part# | Galv. Part# | Size      |
|-----------|-------------|-----------|
| 230-026   | GS80 3 X CL | 3 x Close |
| 230-030   | GS80 3 X 3  | 3 x 3     |
| 230-040   | GS80 3 X 4  | 3 x 4     |
| 230-050   | GS80 3 X 5  | 3 x 5     |
| 230-060   | GS80 3 X 6  | 3 x 6     |
| 230-080   | GS80 3 X 8  | 3 x 8     |
| 230-100   | GS80 3 X 10 | 3 x 10    |
| 230-120   | GS80 3 X 12 | 3 x 12    |

## 4" Pipe Nipples

MIPT x MIPT



| PVC Part# | Galv. Part# | Size      |
|-----------|-------------|-----------|
| 240-020   | GS80 4 X CL | 4 x Close |
| 240-040   | GS80 4 X 4  | 4 x 4     |
| 240-050   | GS80 4 X 5  | 4 x 5     |
| 240-060   | GS80 4 X 6  | 4 x 6     |
| 240-080   | GS80 4 X 8  | 4 x 8     |
| 240-100   | GS80 4 X 10 | 4 x 10    |
| 240-120   | GS80 4 X 12 | 4 x 12    |

### WATER USE TRIVIA:

- 1 lb beef requires 1,799 gallons of water.
- 1 gallon wine requires 1,008 gallons of water.
- A 0.3 lb burger requires 660 gallons of water.
- 1 slice of bread requires 11 gallons of water.
- 1 apple requires 18 gallons of water.
- 1 lb chocolate requires 3,170 gallons of water.
- 500 sheets of paper require 1,321 gallons of water.



# Camlock & Hose Fittings

Polypropylene Parts Shown (Aluminum and Brass also available)



**Male Cam x FIPT**

| Part Number | Size   | Bag |
|-------------|--------|-----|
| 75A         | 3/4"   | 10  |
| 100A        | 1"     | 10  |
| 125A        | 1-1/4" | 10  |
| 150A        | 1-1/2" | 10  |
| 200A        | 2"     | 10  |
| 300A        | 3"     | 1   |



**Female Cam x MIPT**

| Part Number | Size   | Bag |
|-------------|--------|-----|
| 75B         | 3/4"   | 10  |
| 100B        | 1"     | 10  |
| 125B        | 1-1/4" | 10  |
| 150B        | 1-1/2" | 1   |
| 200B        | 2"     | 1   |
| 300B        | 3"     | 1   |



**Female Cam x Barb**

| Part Number | Size   | Bag |
|-------------|--------|-----|
| 75 C        | 3/4"   | 10  |
| 100C        | 1"     | 10  |
| 125C        | 1-1/4" | 10  |
| 150C        | 1-1/2" | 1   |
| 200C        | 2"     | 1   |
| 300C        | 3"     | 1   |



**Female Cam x FIPT**

| Part Number | Size   | Bag |
|-------------|--------|-----|
| 75 D        | 3/4"   | 10  |
| 100D        | 1"     | 10  |
| 125D        | 1-1/4" | 10  |
| 150D        | 1-1/2" | 1   |
| 200D        | 2"     | 1   |
| 300D        | 3"     | 1   |



**Male Cam x Barb**

| Part Number | Size   | Bag |
|-------------|--------|-----|
| 75E         | 3/4"   | 10  |
| 100E        | 1"     | 10  |
| 125E        | 1-1/4" | 10  |
| 150E        | 1-1/2" | 10  |
| 200E        | 2"     | 10  |
| 300E        | 3"     | 1   |



**Male Cam x MIPT**

| Part Number | Size   | Bag |
|-------------|--------|-----|
| 75F         | 3/4"   | 10  |
| 100F        | 1"     | 10  |
| 125F        | 1-1/4" | 10  |
| 150F        | 1-1/2" | 10  |
| 200F        | 2"     | 10  |
| 300F        | 3"     | 1   |



**Camlock Cap**

| Part Number | Size        | Bag |
|-------------|-------------|-----|
| 75CAP       | 3/4"        | 10  |
| 100125CAP   | 1" & 1-1/4" | 10  |
| 150CAP      | 1-1/2"      | 1   |
| 200CAP      | 2"          | 1   |
| 300CAP      | 3"          | 1   |



**Camlock Plug**

| Part Number | Size        | Bag |
|-------------|-------------|-----|
| 75PL        | 3/4"        | 10  |
| 100125PL    | 1" & 1-1/4" | 10  |
| 150PL       | 1-1/2"      | 10  |
| 200PL       | 2"          | 1   |
| 300PL       | 3"          | 1   |



**Camlock Buna-N Replacement Washers**

| Part Number | Size   |
|-------------|--------|
| 100G        | 1"     |
| 125-G-BU    | 1-1/4" |
| 150G        | 1-1/2" |
| 200G        | 2"     |
| 300G        | 3"     |



**Steel Male Adapters**

| Part Number | Size   |
|-------------|--------|
| STC1        | 1/2"   |
| STC5        | 3/4"   |
| STC10       | 1"     |
| STC15       | 1-1/4" |
| STC20       | 1-1/2" |
| STC25       | 2"     |
| STC30       | 2-1/2" |
| STC35       | 3"     |



**Steel Hose Menders**

| Part Number | Size   |
|-------------|--------|
| DM-26       | 2"     |
| DM-31       | 2-1/2" |
| DM-36       | 3"     |
| DM-46       | 4"     |
| DM-51       | 5"     |
| DM-66       | 6"     |



**Basket Strainers**



| Part Number | Description             |
|-------------|-------------------------|
| 200SBS      | 2" FIPT - Polypropylene |
| 300SBS      | 3" FIPT - Polypropylene |
| RHS20       | 1-1/2" FIPT - Steel     |
| RHS25       | 2" FIPT - Steel         |
| RHS35       | 3" FIPT - Steel         |



**Short Shank Male Ends**

| Part Number | Size   |
|-------------|--------|
| S-10        | 1"     |
| S-15        | 1-1/4" |
| S-20        | 1-1/2" |
| S-25        | 2"     |
| S-30        | 2-1/2" |
| S-36        | 3"     |
| S-40        | 4"     |



**Short Shank Female Ends**

| Part Number | Size   |
|-------------|--------|
| S-12        | 1"     |
| S-17        | 1-1/4" |
| S-22        | 1-1/2" |
| S-27        | 2"     |
| S-32        | 2-1/2" |
| S-38        | 3"     |
| S-42        | 4"     |



**Short Shank Replacement Washers**

| Part Number | Size   |
|-------------|--------|
| KRW-10      | 1"     |
| KRW-15      | 1-1/4" |
| KRW-20      | 1-1/2" |
| KRW-25      | 2"     |
| KRW-30      | 2-1/2" |
| KRW-35      | 3"     |
| KRW-40      | 4"     |

# Hoses

## Angus Armour Guard Layflat Hose



- Heavy-Duty Construction
- Synthetic Textile Reinforced
- Superior Strength & Durability

| Part Number      | ID   | Wall Thickness | Max PSI |
|------------------|------|----------------|---------|
| 2-1/2 ANGUS HOSE | 2.5" | 0.125"         | 300     |
| 3 ANGUS ARMOUR   | 3"   | 0.125"         | 300     |
| 4 ANGUS ARMOUR   | 4"   | 0.13"          | 200     |
| 4-1/2 ANGUS DP   | 4.5" | 0.13"          | 200     |
| 6 ANGUS ARMOUR   | 6"   | 0.13"          | 200     |


## Ironsides Layflat Hose



- Medium-Duty Construction
- Reinforced w/ 2 Spiral Plies and Longitudinal Synthetic Cords
- Not Intended For Use As Fire Hose

| Part Number     | ID   | Wall Thickness | Max PSI |
|-----------------|------|----------------|---------|
| 1-1/2 IRONSIDES | 1.5" | 0.0866"        | 200     |
| 2 IRONSIDES     | 2"   | 0.0906"        | 175     |
| 2-1/2 IRONSIDES | 2.5" | 0.0945"        | 150     |
| 3 IRONSIDES     | 3"   | 0.0984"        | 125     |
| 4 IRONSIDES     | 4"   | 0.1102"        | 125     |
| 6 IRONSIDES     | 6"   | 0.1181"        | 100     |

## Vinylflow Layflat Hose



- Light-Duty Construction
- Polyester Spiral Wrap for Reinforcement
- Great for Drip Irrigation

| Part Number   | ID    | Wall Thickness | Max PSI |
|---------------|-------|----------------|---------|
| VINYLFLOW0150 | 1.67" | 0.0669"        | 80      |
| VINYLFLOW0200 | 2.17" | 0.0669"        | 80      |
| VINYLFLOW0250 | 2.60" | 0.0787"        | 80      |
| VINYLFLOW0300 | 3.13" | 0.0787"        | 70      |
| VINYLFLOW0400 | 4.13" | 0.0827"        | 70      |
| VINYLFLOW0600 | 6.18" | 0.0866"        | 50      |


## Tigerflex™ BW Series Hose



- General Water Suction & Transfer
- Abrasive Liquid Applications
- Temp. Range: -40°F to 150°F

| Part Number       | ID    | Wall Thickness | Max PSI |
|-------------------|-------|----------------|---------|
| 3/4 PVC SUCTION   | 0.75" | 0.26"          | 75      |
| 1 PVC SUCTION     | 1"    | 0.26"          | 65      |
| 1-1/4 PVC SUCTION | 1.25" | 0.31"          | 65      |
| 1-1/2 PVC SUCTION | 1.5"  | 0.29"          | 65      |
| 2 PVC SUCTION     | 2"    | 0.35"          | 65      |

## CLEARBRAID® K3150 Braided Hose



- Yarn Reinforced
- Lightweight
- NSF Certified: Food Equipment Materials

| Part Number      | ID     | Wall Thickness | Max PSI |
|------------------|--------|----------------|---------|
| 1/4 BRAIDED HOSE | 0.25"  | 0.188"         | 200     |
| 1/2 BRAIDED HOSE | 0.50"  | 0.250"         | 150     |
| 5/8 BRAIDED HOSE | 0.625" | 0.266"         | 150     |
| 3/4 BRAIDED HOSE | 0.75"  | 0.281"         | 150     |
| 1 BRAIDED HOSE   | 1.00"  | 0.300"         | 125     |

## Alfagomma® Rubber Hose



- Excellent General Purpose Hose
- Pneumatic Air Tools
- Liquid Transfer
- Polyester Yarn Reinforcement
- Class C - Medium Oil-Resistant

| Part Number       | ID    | Wall Thickness | Max PSI |
|-------------------|-------|----------------|---------|
| 1/2 RUBBER HOSE   | 0.50" | 0.344"         | 200     |
| 3/4 RUBBER HOSE   | 0.75" | 0.406"         | 200     |
| 1 RUBBER HOSE     | 1.00" | 0.438"         | 200     |
| 1-1/4 RUBBER HOSE | 1.25" | 0.500"         | 200     |
| 1-1/2 RUBBER HOSE | 1.50" | 0.500"         | 200     |

## Kuri Tec® A1661 Spray Hose



- PVC/Polyurethane Core
- Ribbed, Abrasion Resistant, PVC Cover
- Reinforced With High Tensile Strength Yarn
- Excellent Resistance to Lawn Care & Pest Control Chemicals

| Part Number  | ID   | Wall Thickness | Max PSI |
|--------------|------|----------------|---------|
| A1661-06-300 | 3/8" | 0.275"         | 600     |
| A1661-08-300 | 1/2" | 0.29"          | 600     |
| A1661-10-300 | 5/8" | 0.405"         | 600     |

# Clamps

## Stainless Worm Gear Clamps



| Part Number | Size   |
|-------------|--------|
| 6202        | 5/8"   |
| 6206        | 7/8"   |
| 6712        | 3/4"   |
| 6716        | 1"     |
| 6720        | 1-1/4" |
| 6724        | 1-1/2" |
| 6732        | 2"     |

## Crimp Clamps & Tools



| Part Number | Size                    |
|-------------|-------------------------|
| KS3271      | 3/4"                    |
| KS3331      | 1"                      |
| KS3425      | 1-1/4"                  |
| KS3485      | 1-1/2"                  |
| A2000       | Short Handle Crimp Tool |
| A2005       | Long Handle Crimp Tool  |
| A2100       | Side Jaw Crimp Tool     |

## Center Punch Clamps



| Part Number | Size              |
|-------------|-------------------|
| FS6         | 1-1/2"            |
| FS7         | 1-3/4"            |
| FS8         | 2"                |
| FS9         | 2-1/4"            |
| FS10        | 2-1/2"            |
| FS11        | 2-3/4"            |
| FS12        | 3                 |
| FS14        | 3-1/2"            |
| FS16        | 4"                |
| FS18        | 4-1/2"            |
| FS24        | 6"                |
| FS28        | 7"                |
| F100        | Center Punch Tool |

## Spiral Hose Clamp



| Part Number | Description                        |
|-------------|------------------------------------|
| SCCW200     | 2" Counter Clockwise Spiral Clamp  |
| SCCW300     | 3" Counter Clockwise Spiral Clamp  |
| SCCW400     | 4" Counter Clockwise Spiral Clamp  |
| SCCW600     | 6" Counter Clockwise Spiral Clamp  |
| SCCW800     | 8" Counter Clockwise Spiral Clamp  |
| SCCW1000    | 10" Counter Clockwise Spiral Clamp |
| SCCW1200    | 12" Counter Clockwise Spiral Clamp |

Used with Kuriyama convoluted suction hose

## Supra/Supra Clamps



| Part Number | Size               |
|-------------|--------------------|
| 030-1901-2  | 11/16" - 3/4"      |
| 030-1902-0  | 3/4" - 13/16"      |
| 030-1903-9  | 13/16" - 29/32"    |
| 030-1904-7  | 29/32" - 1"        |
| 030-1905-5  | 1" - 1-1/16"       |
| 030-1906-3  | 1-1/16" - 1-5/32"  |
| 030-1907-1  | 1-5/32" - 1-7/32"  |
| 030-1908-0  | 1-7/32" - 1-5/16"  |
| 030-1909-8  | 1-5/16" - 1-7/16"  |
| 030-1910-0  | 1-7/16" - 1-9/16"  |
| 030-1911-9  | 1-9/16" - 1-11/16" |
| 030-1912-7  | 1-11/16" - 1-7/8"  |
| 030-1913-5  | 1-7/8" - 2"        |
| 030-1914-3  | 2" - 2-5/32"       |
| 030-1915-1  | 2-5/32" - 2-5/16"  |
| 030-1916-0  | 2-5/16" - 2-1/2"   |
| 030-1917-8  | 2-1/2" - 2-11/16"  |
| 030-1918-6  | 2-11/16" - 2-7/8"  |

| Part Number | Size               |
|-------------|--------------------|
| 030-1919-4  | 2-7/8" - 3-1/8"    |
| 030-1920-7  | 3-1/8" - 3-11/32"  |
| 030-1921-5  | 3-11/32" - 3-9/16" |
| 030-1922-3  | 3-9/16" - 3-13/16" |
| 030-1923-1  | 3-13/16" - 4-3/32" |
| 030-1924-0  | 4-3/32" - 4-3/8"   |
| 030-1925-8  | 4-3/8" - 4-3/4"    |
| 030-1926-6  | 4-3/4" - 5-1/8"    |
| 030-1816-0  | 5-1/8" - 5-1/2"    |
| 030-1817-5  | 5-1/2" - 5-7/8"    |
| 030-1818-3  | 5-7/8" - 6-3/8"    |
| 030-1819-1  | 6-3/8" - 6-7/8"    |
| 030-1820-4  | 6-7/8" - 7-3/8"    |
| 030-1821-2  | 7-3/8" - 7-15/16"  |
| 030-1822-0  | 7-15/16" - 8-7/16" |
| 030-1823-9  | 8-7/16" - 8-15/16" |
| 030-1824-7  | 8-15/16" - 9-7/16" |
| 030-1825-5  | 9-7/16" - 9-15/16" |

# Drainage Pipe

## Corrugated Single Wall Coils



| Part Number | Description          |
|-------------|----------------------|
| 10030403    | 4" x 100' Solid      |
| 10030404    | 4" x 100' Perforated |
| 10030413    | 4" x 100' Socked     |
| 10030408    | 4" x 250' Solid      |
| 10030409    | 4" x 250' Perforated |

| Part Number | Description              |
|-------------|--------------------------|
| 10030415    | 4" x 250' Socked         |
| 10030461    | 4" x 250' Solid (Yellow) |
| 10030600    | 6" x 100' Solid          |
| 10030601    | 6" x 100' Perforated     |
| 10030608    | 6" x 100' Socked         |

## Corrugated Single Wall Lengths



| Part Number | Description          |
|-------------|----------------------|
| 10030800    | 8" x 20' Solid       |
| 10030801    | 8" x 20' Perforated  |
| 10030809    | 8" x 20' Socked      |
| 10031001    | 10" x 20' Solid      |
| 10031002    | 10" x 20' Perforated |
| 10031005    | 10" x 20' Socked     |

| Part Number | Description          |
|-------------|----------------------|
| 10031201    | 12" x 20' Solid      |
| 10031202    | 12" x 20' Perforated |
| 10031206    | 12" x 20' Socked     |
| 10031501    | 15" x 20' Solid      |
| 10031502    | 15" x 20' Perforated |
| 10031504    | 15" x 20' Socked     |

## Corrugated Dual Wall Lengths (Smooth Flow)



| Part Number | Description                  |
|-------------|------------------------------|
| 10020610    | 6" x 20' Solid - Belled End  |
| 10020822    | 8" x 20' Solid - Belled End  |
| 10021010    | 10" x 20' Solid - Belled End |
| 10021206    | 12" x 20' Solid - Belled End |
| 10021507    | 15" x 20' Solid - Belled End |
| 10021808    | 18" x 20' Solid - Belled End |

| Part Number | Description                  |
|-------------|------------------------------|
| 10022421    | 24" x 20' Solid - Belled End |
| 10023021    | 30" x 20' Solid - Belled End |
| 10023621    | 36" x 20' Solid - Belled End |
| 10024220    | 42" x 20' Solid - Belled End |
| 10024820    | 48" x 20' Solid - Belled End |
| 10020617    | 60" x 20' Solid - Belled End |

## Triple Wall Pipe



| Part Number | Description           |
|-------------|-----------------------|
| 10010424    | 4" x 10' Solid        |
| 10010425    | 4" x 10' Perf. 2-Hole |
| 10010426    | 4" x 10' Perf. 3-Hole |
| 10010622    | 6" x 10' Solid        |
| 10010623    | 6" x 10' Perf. 2-Hole |



# Corrugated Pipe Fittings

## Internal Couplers



| Part Number | Size |
|-------------|------|
| 10050420    | 4"   |
| 10050620    | 6"   |
| 10050820    | 8"   |
| 10051024    | 10"  |
| 10051202    | 12"  |

## Bell Couplers



| Part Number | Size |
|-------------|------|
| 10050421    | 4"   |
| 10050621    | 6"   |
| 10050823    | 8"   |
| 10051023    | 10"  |
| 10051233    | 12"  |

## Split Couplers



| Part Number | Size |
|-------------|------|
| 10051022    | 10"  |
| 10051222    | 12"  |
| 10051522    | 15"  |
| 10051844    | 18"  |
| 10052422    | 24"  |

## 90° Elbows



| Part Number | Size |
|-------------|------|
| 10050417    | 4"   |

## Tees



| Part Number | Size |
|-------------|------|
| 10050415    | 4"   |
| 10050615    | 6"   |
| 10050817    | 8"   |
| 10051017    | 10"  |
| 10051215    | 12"  |

## Reducing Blind Tees



| Part Number | Size |
|-------------|------|
| 10050827    | 8"   |
| 10051027    | 10"  |
| 10051227    | 12"  |
| 10051527    | 15"  |
| 10051815    | 18"  |

## Wyes



| Part Number | Size |
|-------------|------|
| 10050416    | 4"   |
| 10050616    | 6"   |

## Pipe Adapters



| Part Number | Size             |
|-------------|------------------|
| 10050418    | 4" Clay to Corr. |
| 10050419    | 4" PVC to Corr.  |
| 10050618    | 6" Clay to Corr. |
| 10050818    | 8" Clay to Corr. |

## Downspout Adapters



| Part Number | Size         |
|-------------|--------------|
| 10050425    | 2" x 3" x 4" |
| 10050426    | 3" x 4" x 4" |

## Reducing Couplers



| Part Number | Size            |
|-------------|-----------------|
| 10050630    | 6" x 5" x 4"    |
| 10050830    | 8" x 6"         |
| 10051030    | 10" x 8"        |
| 10051230    | 12" x 10"       |
| 10051531    | 15" x 12" x 10" |

## End Caps



| Part Number | Size |
|-------------|------|
| 10050428    | 4"   |
| 10050628    | 6"   |
| 10050828    | 8"   |
| 10051028    | 10"  |
| 10051228    | 12"  |

## Dual Wall Reducing Couplers



| Part Number | Size      |
|-------------|-----------|
| 10041039    | 10" x 8"  |
| 10041245    | 12" x 10" |
| 10041544    | 15" x 12" |
| 10041845    | 18" x 15" |
| 10042451    | 24" x 18" |

## Dual Wall 22-1/2° Elbows



| Part Number | Size |
|-------------|------|
| 10041044    | 10"  |
| 10041251    | 12"  |
| 10041551    | 15"  |
| 10041852    | 18"  |
| 10042457    | 24"  |

## Dual Wall 45° Elbows



| Part Number | Size |
|-------------|------|
| 10041045    | 10"  |
| 10041252    | 12"  |
| 10041552    | 15"  |
| 10041853    | 18"  |
| 10042458    | 24"  |

## Dual Wall 90° Elbows



| Part Number | Size |
|-------------|------|
| 10041046    | 10"  |
| 10041253    | 12"  |
| 10041553    | 15"  |
| 10041854    | 18"  |
| 10042459    | 24"  |

## Dual Wall Wyes



| Part Number | Size |
|-------------|------|
| 10041048    | 10"  |
| 10041254    | 12"  |
| 10041554    | 15"  |
| 10041855    | 18"  |
| 10042460    | 24"  |

## Dual Wall Tees



| Part Number | Size |
|-------------|------|
| 10041048    | 10"  |
| 10041255    | 12"  |
| 10041555    | 15"  |
| 10041856    | 18"  |
| 10042461    | 24"  |

## Dual Wall Reducing Tees



| Part Number | Size      |
|-------------|-----------|
| 10041042    | 10" x 8"  |
| 10041249    | 12" x 10" |
| 10041549    | 15" x 12" |
| 10041850    | 18" x 15" |
| 10042456    | 24" x 18" |

# Drainage Accessories

## Sump Liners & Lids



| Part Number | Description       |
|-------------|-------------------|
| 10051835    | Liner - 18" x 24" |
| 10051836    | Liner - 18" x 30" |
| 10051838    | Lid - 18" Solid   |
| 10051842    | Lid - 18" Slotted |

## Plastic End Sections



| Part Number | Size    |
|-------------|---------|
| 40061200    | 12"/15" |
| 40061800    | 18"     |
| 40062400    | 24"     |
| 40063000    | 30"     |
| 40063600    | 36"     |

## Water Retention Chambers



| Part Number | Size              |
|-------------|-------------------|
| ECO2036     | 76" x 36" x 20"   |
| ECO3052     | 75" x 52" x 30.5" |

## Animal Guards



| Part Number | Size |
|-------------|------|
| 40160424    | 4"   |
| 40160625    | 6"   |
| 40160822    | 8"   |
| 40161022    | 10"  |
| 40161222    | 12"  |

## Intake Guards



| Part Number | Size |
|-------------|------|
| 40160499    | 4"   |
| 40160699    | 6"   |
| 40160899    | 8"   |
| 40161099    | 10"  |
| 40161299    | 12"  |

## Tile Tape



| Part Number | Size      |
|-------------|-----------|
| 1137KA      | 2" x 108' |

## PVC to PVC Rubber Couplings



| Part Number | Size      |
|-------------|-----------|
| A256-22     | 2" x 2"   |
| A256-32     | 3" x 2"   |
| A256-33     | 3" x 3"   |
| A256-42     | 4" x 2"   |
| A256-43     | 4" x 3"   |
| A256-44     | 4" x 4"   |
| A256-64     | 6" x 4"   |
| A256-66     | 6" x 6"   |
| A256-86     | 8" x 6"   |
| A256-88     | 8" x 8"   |
| A256-1010   | 10" x 10" |
| A256-1212   | 12" x 12" |

## Clay to PVC Rubber Couplings



| Part Number | Size    |
|-------------|---------|
| A202-44     | 4" x 4" |
| A202-64     | 6" x 4" |
| A202-66     | 6" x 6" |
| A202-88     | 8" x 8" |

## PVC Rubber Cap



| Part Number | Size   |
|-------------|--------|
| SC-150      | 1-1/2" |
| SC-200      | 2"     |
| SC-300      | 3"     |
| SC-400      | 4"     |
| SC-600      | 6"     |
| SC-800      | 8"     |



# Catch Basins & Grates

## Square Catch Basins & Kits



| Part Number | Description                    |
|-------------|--------------------------------|
| DB9S2       | 9" x 9" 2-Hole                 |
| DB9KITB     | 9" x 9" Kit-Black-2 Adpt&plugs |
| DB9KITG     | 9" x 9" Kit-Green-2 Adpt&plugs |
| DB12S2      | 12" x 12" 2-Hole               |
| DB12KITB    | 12"x12"Kit-Black-2 Adpt&plugs  |
| DB12KITG    | 12"x12"Kit-Green-2 Adpt&plugs  |
| DB18S2      | 18" x 18" 2-Hole               |

## Flat Square Grates



| Part Number | Description                 |
|-------------|-----------------------------|
| DS9SFB      | 9" x 9"-Black-Square-Flat   |
| DS9SFG      | 9" x 9"-Green-Square-Flat   |
| DS12SFB     | 12" x 12"-Black-Square-Flat |
| DS12SFG     | 12" x 12"-Green-Square-Flat |
| DS18SFB     | 18" x 18"-Black-Square-Flat |
| DS18SFG     | 18" x 18"-Green-Square-Flat |

## Atrium Square Grates



| Part Number | Description       |
|-------------|-------------------|
| DS9SAB      | 9" x 9" - Black   |
| DS9SAG      | 9" x 9" - Green   |
| DS12SAB     | 12" x 12" - Black |
| DS12SAG     | 12" x 12" - Green |

## Basin Adapters & Accessories



| Part Number | Description                  |
|-------------|------------------------------|
| DBAAP       | Basin Plug                   |
| DBAA34      | 3"or4" Basin Adapter         |
| DBAAO34     | 3"or4" Offset Basin Adapter  |
| DBAA6       | 6" Basin Adapter             |
| DPAFH34     | 4" SDR35 x 3"or4" Corrugated |

## Round Catch Basins



| Part Number | Description   |
|-------------|---------------|
| DB6R1       | 6" - 1 Outlet |
| DB6R2       | 6" - 2 Outlet |

## Round Drain Grates



| Part Number | Description             |
|-------------|-------------------------|
| DG4RFB      | 4" - Black-Round-Flat   |
| DG4RFG      | 4" - Green-Round-Flat   |
| DG6RFB      | 6" - Black-Round-Flat   |
| DG6RFG      | 6" - Green-Round-Flat   |
| DG4RAB      | 4" - Black-Round-Atrium |
| DG4RAG      | 4" - Green-Round-Atrium |
| DG6RAB      | 6" - Black-Round-Atrium |
| DG6RAG      | 6" - Green-Round-Atrium |

## Channel Drains & Fittings



| Part Number | Description       |
|-------------|-------------------|
| NDS8003     | 10' Micro Channel |
| NDS8473     | Micro End Plug    |
| NDS8481     | Micro Coupling    |
| NDS500      | 6" Mini Channel   |
| NDS547      | Mini End Plug     |
| NDS548      | Mini Coupling     |

## Channel Drain Grates



| Part Number | Description             |
|-------------|-------------------------|
| NDS540      | 3' Mini Grate-White     |
| NDS541      | 3' Mini Grate-Grey      |
| NDS543      | 3' Mini Grate-Black     |
| NDS544      | 3' Mini Grate-Sand      |
| NDS551      | 3' Mini Grate-Brick Red |
| NDS552B     | 3" Mini Grate-Brass     |

## Pop-Up Valves



| Part Number | Description                    |
|-------------|--------------------------------|
| DPUV4E      | 4" Pop-Up Valve & Elbow        |
| DPUV4EHUB   | 4" Valve, Elbow, & Adapter     |
| DPUVO       | 4" Pop-Up Valve Only           |
| DPAFHA34    | 4" SDR35 x 3" or 4" Corrugated |
| 040256      | 4" SDR35 Elbow                 |

# Pierce Fittings

## Pipe Connection Index



| Notation | Description                 |
|----------|-----------------------------|
| RB       | Ring Lock Bell              |
| RM       | Ring Lock Male              |
| RV       | Ring Lock Valve Stub        |
| SB       | Short Hook & Latch Bell     |
| SM       | Short Hook & Latch Male     |
| UB       | Universal Hook & Latch Bell |
| UM       | Universal Hook & Latch Male |

| Notation | Description             |
|----------|-------------------------|
| FIPT     | Female Iron Pipe Thread |
| MIPT     | Male Iron Pipe Thread   |
| IF       | IPS Flange              |
| HB       | Hose Barb               |
| PE       | Plain End               |
| IB       | IPS Bell End            |
| IM       | IPS Male End            |

## Weld Fittings



### Deep Bell End

RB x PE

| Part Number | Size |
|-------------|------|
| 1007-41     | 2    |
| 1007-42     | 3    |
| 1007-43     | 4    |
| 1007-44     | 5    |
| 1007-45     | 6    |
| 1007-47     | 8    |



### 90° Elbow

PE x PE

| Part Number | Size |
|-------------|------|
| 1097-12     | 3    |
| 1097-13     | 4    |
| 1097-15     | 6    |
| 1110-05     | 8    |
| 1110-06     | 10   |
| 1110-07     | 12   |



### Concentric Cone

PE x PE

| Part Number | Size    |
|-------------|---------|
| 1081-02     | 3 x 2   |
| 1081-03     | 4 x 2   |
| 1081-09     | 4 x 3   |
| 1081-10     | 5 x 3   |
| 1081-14     | 5 x 4   |
| 1081-15     | 6 x 4   |
| 1081-19     | 6 x 5   |
| 1081-24     | 8 x 6   |
| 1081-29     | 9 x 8   |
| 1081-30     | 10 x 8  |
| 1081-34     | 12 x 10 |



### Short Bell End

RB x PE

| Part Number | Size |
|-------------|------|
| 1669-42     | 4    |
| 1669-44     | 6    |
| 1669-46     | 8    |
| 1669-47     | 10   |
| 1669-48     | 12   |



### 45° Elbow

PE x PE

| Part Number | Size |
|-------------|------|
| 1100-12     | 3    |
| 1100-13     | 4    |
| 1100-15     | 6    |
| 1111-05     | 8    |
| 1111-06     | 10   |
| 1111-07     | 12   |



### Flat Disc

| Part Number | Size |
|-------------|------|
| 1067-02     | 2    |
| 1067-05     | 3    |
| 1067-09     | 4    |
| 1067-11     | 5    |
| 1067-14     | 6    |
| 1067-21     | 8    |
| 1067-25     | 10   |
| 1067-29     | 12   |



### Male End

RM x PE

| Part Number | Size |
|-------------|------|
| 1678-02     | 4    |
| 1676-02     | 6    |
| 1676-04     | 8    |
| 1676-05     | 10   |
| 1676-06     | 12   |



### Hose Adapter

PE x Hose

| Part Number | Size  |
|-------------|-------|
| 1790-02     | 3     |
| 1790-04     | 4     |
| 1790-05     | 4-1/2 |
| 1790-06     | 5     |
| 1790-07     | 6     |
| 1790-08     | 8     |



# Pierce Fittings - Epoxy Underground



**Tee**  
IB x IB x IB

| Part Number | Size |
|-------------|------|
| 1457-06     | 3"   |
| 1457-09     | 4"   |
| 1459-07     | 6"   |
| 1459-13     | 8"   |
| 1455-02     | 10"  |
| 1460-10     | 12"  |



**45° Elbow**  
IB x IB

| Part Number | Size |
|-------------|------|
| 1553-03     | 3"   |
| 1553-04     | 4"   |
| 1555-01     | 6"   |
| 1555-02     | 8"   |
| 1555-03     | 10"  |
| 1555-04     | 12"  |



**Reducing Coupler**  
IB x IB

| Part Number | Size    |
|-------------|---------|
| 1527-06     | 4 x 3   |
| 1528-06     | 6 x 3   |
| 1527-08     | 6 x 4   |
| 1528-07     | 8 x 4   |
| 1527-10     | 8 x 6   |
| 1528-04     | 10 x 4  |
| 1528-09     | 10 x 6  |
| 1527-11     | 10 x 8  |
| 1527-06     | 12 x 6  |
| 1528-10     | 12 x 8  |
| 1527-12     | 12 x 10 |



**Reducing Tee**  
IB x IB x IB

| Part Number | Size         |
|-------------|--------------|
| 1457-08     | 4 x 4 x 3    |
| 1462-15     | 4 x 4 x 6    |
| 1480-19     | 6 x 4 x 4    |
| 1459-04     | 6 x 6 x 3    |
| 1459-05     | 6 x 6 x 4    |
| 1468-18     | 6 x 6 x 8    |
| 1481-05     | 8 x 6 x 6    |
| 1459-09     | 8 x 8 x 3    |
| 1459-10     | 8 x 8 x 4    |
| 1459-12     | 8 x 8 x 6    |
| 1459-16     | 10 x 10 x 4  |
| 1459-18     | 10 x 10 x 6  |
| 1455-01     | 10 x 10 x 8  |
| 1460-05     | 12 x 12 x 4  |
| 1460-07     | 12 x 12 x 6  |
| 1460-08     | 12 x 12 x 8  |
| 1460-09     | 12 x 12 x 10 |



**22-1/2° Elbow**  
IB x IB

| Part Number | Size |
|-------------|------|
| 1564-03     | 3"   |
| 1564-04     | 4"   |
| 1564-05     | 6"   |
| 1564-06     | 8"   |
| 1564-07     | 10"  |
| 1564-08     | 12"  |



**Reducing Coupler**  
IM x IB

| Part Number | Size    |
|-------------|---------|
| 1532-06     | 4 x 3   |
| 1533-06     | 6 x 3   |
| 1532-08     | 6 x 4   |
| 1534-03     | 8 x 3   |
| 1533-07     | 8 x 4   |
| 1532-10     | 8 x 6   |
| 1534-04     | 10 x 4  |
| 1533-09     | 10 x 6  |
| 1532-11     | 10 x 8  |
| 1534-06     | 12 x 6  |
| 1533-10     | 12 x 8  |
| 1532-12     | 12 x 10 |



**Cross**  
IB x IB x IB x IB

| Part Number | Size |
|-------------|------|
| 1494-04     | 3"   |
| 1495-01     | 4"   |
| 1497-09     | 6"   |
| 1497-12     | 8"   |
| 1501-01     | 10"  |
| 1496-10     | 12"  |



**90° Elbow**  
IB x IB

| Part Number | Size |
|-------------|------|
| 1552-03     | 3"   |
| 1552-04     | 4"   |
| 1554-01     | 6"   |
| 1554-02     | 8"   |
| 1554-03     | 10"  |
| 1554-04     | 12"  |



**Repair Coupler**  
IB x IB

| Part Number | Size |
|-------------|------|
| 1576-03     | 3"   |
| 1578-01     | 4"   |
| 1578-02     | 6"   |
| 1578-03     | 8"   |
| 1578-04     | 10"  |
| 1579-01     | 12"  |



**Saddle Tee**  
IPS x FIPT

| Part Number | Size   |
|-------------|--------|
| 1311-82     | 6 x 3  |
| 1312-82     | 8 x 3  |
| 1313-82     | 10 x 3 |
| 1314-82     | 12 x 3 |
| 1311-83     | 6 x 4  |
| 1312-83     | 8 x 4  |
| 1313-83     | 10 x 4 |
| 1314-83     | 12 x 4 |

# Pierce Fittings - Epoxy Underground



## Dresser Body

| Part Number | Size |
|-------------|------|
| 1594-12     | 4"   |
| 1594-13     | 5"   |
| 1594-14     | 6"   |
| 1594-15     | 8"   |
| 1594-16     | 10"  |
| 1594-17     | 12"  |



## Dresser Flange Pack

| Nominal Part# | IPS Part# | Size |
|---------------|-----------|------|
| 1649-02       | 1647-02   | 4"   |
| 1649-03       | 1647-03   | 5"   |
| 1649-04       | 1647-04   | 6"   |
| 1649-05       | 1647-05   | 8"   |
| 1649-06       | 1647-06   | 10"  |
| 1649-07       | 1647-07   | 12"  |



## Service Tee

IB x IB x FIPT

| Part Number | Size   |
|-------------|--------|
| 1359-01     | 3 x 2  |
| 1359-03     | 3 x 3  |
| 1360-04     | 4 x 2  |
| 1361-02     | 4 x 3  |
| 1361-03     | 4 x 4  |
| 1364-04     | 6 x 2  |
| 1365-02     | 6 x 3  |
| 1365-03     | 6 x 4  |
| 1365-05     | 6 x 6  |
| 1367-03     | 8 x 2  |
| 1368-02     | 8 x 3  |
| 1368-03     | 8 x 4  |
| 1370-03     | 10 x 2 |
| 1372-01     | 10 x 3 |
| 1372-02     | 10 x 4 |
| 1372-03     | 12 x 2 |
| 1375-02     | 12 x 3 |
| 1376-01     | 12 x 4 |



## Tee Riser

IM x IB x RV

| Part Number | Size        | Rise |
|-------------|-------------|------|
| 1236-05     | 4 x 4 x 4   | 36"  |
| 1236-06     | 4 x 4 x 4   | 42"  |
| 1238-05     | 6 x 6 x 4   | 36"  |
| 1238-06     | 6 x 6 x 4   | 42"  |
| 1240-05     | 8 x 8 x 4   | 36"  |
| 1240-06     | 8 x 8 x 4   | 42"  |
| 1243-05     | 10 x 10 x 4 | 36"  |
| 1243-06     | 10 x 10 x 4 | 42"  |
| 1239-05     | 6 x 6 x 6   | 36"  |
| 1239-06     | 6 x 6 x 6   | 42"  |
| 1241-05     | 8 x 8 x 6   | 36"  |
| 1241-06     | 8 x 8 x 6   | 42"  |
| 1244-05     | 10 x 10 x 6 | 36"  |
| 1244-06     | 10 x 10 x 6 | 42"  |



## Cap

IB

| Part Number | Size |
|-------------|------|
| 1588-03     | 3"   |
| 1588-04     | 4"   |
| 1588-06     | 6"   |
| 1588-07     | 8"   |
| 1588-08     | 10"  |
| 1588-09     | 12"  |



## Plug

IM

| Part Number | Size |
|-------------|------|
| 1584-03     | 3"   |
| 1584-04     | 4"   |
| 1584-06     | 6"   |
| 1584-07     | 8"   |
| 1584-08     | 10"  |
| 1584-09     | 12"  |



## Tee Riser

IB x IB x RV

| Part Number | Size        | Rise |
|-------------|-------------|------|
| 1220-05     | 4 x 4 x 4   | 36"  |
| 1220-06     | 4 x 4 x 4   | 42"  |
| 1223-05     | 6 x 6 x 4   | 36"  |
| 1223-06     | 6 x 6 x 4   | 42"  |
| 1226-05     | 8 x 8 x 4   | 36"  |
| 1226-06     | 8 x 8 x 4   | 42"  |
| 1229-05     | 10 x 10 x 4 | 36"  |
| 1229-06     | 10 x 10 x 4 | 42"  |
| 1224-05     | 6 x 6 x 6   | 36"  |
| 1224-06     | 6 x 6 x 6   | 42"  |
| 1227-05     | 8 x 8 x 6   | 36"  |
| 1227-06     | 8 x 8 x 6   | 42"  |
| 1230-05     | 10 x 10 x 6 | 36"  |
| 1230-06     | 10 x 10 x 6 | 42"  |



## Cap Riser

IB x RV

| Part Number | Size   | Rise |
|-------------|--------|------|
| 1252-05     | 4 x 4  | 36"  |
| 1252-06     | 4 x 4  | 42"  |
| 1254-05     | 6 x 4  | 36"  |
| 1254-06     | 6 x 4  | 42"  |
| 1256-05     | 8 x 4  | 36"  |
| 1256-06     | 8 x 4  | 42"  |
| 1259-05     | 10 x 4 | 36"  |
| 1259-06     | 10 x 4 | 42"  |
| 1255-05     | 6 x 6  | 36"  |
| 1255-06     | 6 x 6  | 42"  |
| 1257-05     | 8 x 6  | 36"  |
| 1257-06     | 8 x 6  | 42"  |
| 1260-05     | 10 x 6 | 36"  |
| 1260-06     | 10 x 6 | 42"  |

## Pierce Fittings - Galvanized Above Ground



### Bell End

RB x Plain End

| Part Number | Size |
|-------------|------|
| 1671-72     | 4"   |
| 1671-74     | 6"   |
| 1671-76     | 8"   |
| 1671-77     | 10"  |
| 1671-78     | 12"  |



### 90° Elbow

RB x RM

| Part Number | Size |
|-------------|------|
| 1796-62     | 4"   |
| 1797-61     | 6"   |
| 1797-63     | 8"   |
| 1797-64     | 10"  |
| 1797-65     | 12"  |



### Hose Adapter

RM x Hose

| Part Number | Size      |
|-------------|-----------|
| 1843-02     | 4 x 4     |
| 1843-04     | 6 x 6     |
| 1843-05     | 8 x 8     |
| 1843-08     | 4 x 4-1/2 |



### Male End

RM x Plain End

| Part Number | Size |
|-------------|------|
| 1677-12     | 4"   |
| 1675-12     | 6"   |
| 1675-14     | 8"   |
| 1675-15     | 10"  |
| 1675-16     | 12"  |



### 45° Elbow

RB x RM

| Part Number | Size |
|-------------|------|
| 1799-62     | 4"   |
| 1798-61     | 6"   |
| 1798-63     | 8"   |
| 1798-64     | 10"  |
| 1798-65     | 12"  |



### Plug

RM

| Part Number | Size |
|-------------|------|
| 3206-01     | 4"   |
| 3206-03     | 6"   |
| 3206-05     | 8"   |
| 3206-06     | 10"  |
| 3206-07     | 12"  |



### End Tee

RB x RB x RM

| Part Number | Size |
|-------------|------|
| 1181-61     | 4"   |
| 1181-63     | 6"   |
| 1181-65     | 8"   |
| 1181-66     | 10"  |
| 1181-67     | 12"  |



### Line Reducer

RM x RB

| Part Number | Size    |
|-------------|---------|
| 1838-62     | 6 x 4   |
| 1838-65     | 8 x 6   |
| 1838-66     | 10 x 8  |
| 1838-67     | 12 x 10 |



### Discharge Adapter

RB x MIPT

| Part Number | Size  |
|-------------|-------|
| 3116-70     | 6 x 4 |
| 3116-17     | 8 x 6 |
| 3117-04     | 6 x 3 |
| 3117-66     | 8 x 4 |
| 3146-08     | 6 x 6 |
| 3146-66     | 4 x 4 |



### Line Tee

RB x RM x RB

| Part Number | Size |
|-------------|------|
| 1504-62     | 4"   |
| 1506-64     | 6"   |
| 1507-65     | 8"   |
| 1509-61     | 10"  |
| 1680-67     | 12"  |



### Hose Adapter

RB x Hose

| Part Number | Size      |
|-------------|-----------|
| 1842-62     | 4 x 4     |
| 1842-64     | 6 x 6     |
| 1842-65     | 8 x 8     |
| 0009-35     | 4 x 4-1/2 |



### Butterfly Valve

RM x RB

| Part Number | Size |
|-------------|------|
| 1823-61     | 6"   |
| 1824-61     | 8"   |
| 1825-61     | 10"  |
| 1826-61     | 12"  |

# Pierce Fittings - Galvanized Above Ground



## Lateral Coupler

UB x PE x FIPT

| Part Number | Size      |
|-------------|-----------|
| 1016-66     | 2 x 2 x 1 |
| 1898-62     | 3 x 3 x 1 |
| 1016-68     | 4 x 4 x 1 |



## 90° Elbow

UB x UM

| Part Number | Size |
|-------------|------|
| 1103-61     | 2    |
| 1104-61     | 3    |
| 1105-61     | 4    |
| 1107-61     | 6    |



## Hose Adapter

UM x Hose

| Part Number | Size      |
|-------------|-----------|
| 1791-02     | 3 x 3     |
| 1791-04     | 4 x 4     |
| 1791-05     | 4 x 4-1/2 |



## Mainline Coupler

UB x PE

| Part Number | Size  |
|-------------|-------|
| 1014-72     | 3 x 3 |
| 1014-73     | 4 x 4 |



## 45° Elbow

UB x UM

| Part Number | Size |
|-------------|------|
| 1121-61     | 2    |
| 1122-61     | 3    |
| 1123-61     | 4    |
| 1125-61     | 6    |



## Plug

UM

| Part Number | Size |
|-------------|------|
| 1087-01     | 2    |
| 1087-02     | 3    |
| 1087-03     | 4    |
| 1087-05     | 6    |



## End Tee

UB x UB x UM

| Part Number | Size      |
|-------------|-----------|
| 1079-61     | 2 x 2 x 2 |
| 1077-61     | 3 x 3 x 3 |
| 1077-62     | 4 x 4 x 4 |
| 1078-62     | 6 x 6 x 6 |



## Line Reducer

UM x UB

| Part Number | Size  |
|-------------|-------|
| 1085-61     | 3 x 2 |
| 1085-62     | 4 x 2 |
| 1085-63     | 4 x 3 |
| 1085-65     | 5 x 4 |
| 1085-68     | 6 x 4 |



## Discharge Adapter

UB x MIPT

| Part Number | Size  |
|-------------|-------|
| 1739-63     | 2 x 2 |
| 1740-63     | 3 x 2 |
| 1739-65     | 3 x 3 |
| 1740-67     | 4 x 3 |
| 1739-66     | 4 x 4 |
| 1740-70     | 6 x 4 |



## Line Tee

UB x UM x UB

| Part Number | Size      |
|-------------|-----------|
| 1092-61     | 2 x 2 x 2 |
| 1091-61     | 3 x 3 x 2 |
| 1091-62     | 3 x 3 x 3 |
| 1090-62     | 4 x 4 x 3 |
| 1090-63     | 4 x 4 x 4 |
| 1089-64     | 6 x 6 x 6 |



## Hose Adapter

UB x Hose

| Part Number | Size      |
|-------------|-----------|
| 1788-62     | 3 x 3     |
| 1788-63     | 4 x 4     |
| 1791-05     | 4 x 4-1/2 |



## Band Assembly

UM

| Part Number | Size |
|-------------|------|
| 1034-01     | 2    |
| 1035-01     | 3    |
| 1036-81     | 4    |
| 1036-83     | 6    |
| 1037-82     | 8    |

# Pierce Fittings - Galvanized Above Ground



## Lateral Coupler

SB x PE x FIPT

| Part Number | Size      |
|-------------|-----------|
| 2215RBSL-2  | 2 x 2 x 1 |
| 2215RBSL-3  | 3 x 3 x 1 |
| 2215RBSL-4  | 4 x 4 x 1 |
| 2215RBSL-5  | 5 x 5 x 1 |
| 2215RBSL-6  | 6 x 6 x 1 |



## 90° Elbow

SB x SM

| Part Number | Size |
|-------------|------|
| 2150RBSL-2  | 2    |
| 2150RBSL-3  | 3    |
| 2150RBSL-4  | 4    |
| 2150RBSL-5  | 5    |
| 2150RBSL-6  | 6    |



## Hose Adapter

SM x Hose

| Part Number | Size  |
|-------------|-------|
| 2205RBSL-2  | 2 x 2 |
| 2205RBSL-3  | 3 x 3 |
| 2205RBSL-4  | 4 x 4 |



## Mainline Coupler

SB x PE

| Part Number | Size |
|-------------|------|
| 2210RBSL-2  | 2    |
| 2210RBSL-3  | 3    |
| 2210RBSL-4  | 4    |
| 2210RBSL-5  | 5    |
| 2210RBSL-6  | 6    |



## 45° Elbow

SB x SM

| Part Number | Size |
|-------------|------|
| 2160RBSL-2  | 2    |
| 2160RBSL-3  | 3    |
| 2160RBSL-4  | 4    |
| 2160RBSL-5  | 5    |
| 2160RBSL-6  | 6    |



## Plug

SM

| Part Number | Size |
|-------------|------|
| 2185RBSL-2  | 2    |
| 2185RBSL-3  | 3    |
| 2185RBSL-4  | 4    |
| 2185RBSL-5  | 5    |



## End Tee

SB x SB x SM

| Part Number  | Size      |
|--------------|-----------|
| 2130RBSL-2   | 2 x 2 x 2 |
| 2130RBSL-3   | 3 x 3 x 3 |
| 2130RBSL-433 | 4 x 3 x 3 |
| 2130RBSL-4   | 4 x 4 x 4 |
| 2130RBSL-644 | 6 x 4 x 4 |
| 2130RBSL-6   | 6 x 6 x 6 |



## Line Reducer

SM x SB

| Part Number | Size  |
|-------------|-------|
| 2180RBSL-32 | 3 x 2 |
| 2180RBSL-43 | 4 x 3 |
| 2180RBSL-64 | 6 x 4 |
| 2180RBSL-65 | 6 x 5 |



## Discharge Adapter

SB x MIPT

| Part Number | Size  |
|-------------|-------|
| 2050RBSL-22 | 2 x 2 |
| 2050RBSL-33 | 3 x 3 |
| 2050RBSL-44 | 4 x 4 |
| 2050RBSL-43 | 4 x 3 |
| 2050RBSL-53 | 5 x 3 |
| 2050RBSL-64 | 6 x 4 |



## Line Tee

SB x SM x SB

| Part Number  | Size      |
|--------------|-----------|
| 2120RBSL-2   | 2 x 2 x 2 |
| 2120RBSL-332 | 3 x 3 x 2 |
| 2120RBSL-3   | 3 x 3 x 3 |
| 2120RBSL-443 | 4 x 4 x 3 |
| 2120RBSL-433 | 4 x 3 x 3 |
| 2120RBSL-4   | 4 x 4 x 4 |



## Hose Adapter

SB x Hose

| Part Number | Size  |
|-------------|-------|
| 2200RBSL-2  | 2 x 2 |
| 2200RBSL-3  | 3 x 3 |
| 2200RBSL-4  | 4 x 4 |

**PIERCE**  
CORPORATION



## Band Assembly

SM

| Part Number | Size |
|-------------|------|
| 2275RBSL-2  | 2    |
| 2275RBSL-3  | 3    |
| 2275RBSL-4  | 4    |
| 2275RBSL-5  | 5    |
| 2275RBSL-6  | 6    |

# Pierce Fittings - Galvanized Above Ground



## Valve Opener Elbow

RB x RB

| Part Number | Size  |
|-------------|-------|
| 1716-65     | 4 x 4 |
| 1716-72     | 6 x 4 |
| 1716-74     | 6 x 6 |



## Valve Opener Elbow

RB x UB

| Part Number | Size  |
|-------------|-------|
| 1694-62     | 3 x 3 |
| 1694-64     | 4 x 3 |
| 1694-65     | 4 x 4 |
| 1694-72     | 6 x 4 |
| 1694-74     | 6 x 6 |



## Valve Opener Elbow

RB x SB

| Part Number | Size  |
|-------------|-------|
| 2095RBSL-43 | 4 x 3 |
| 2095RBSL-44 | 4 x 4 |
| 2095RBSL-64 | 6 x 4 |



## Valve Opener Tee

RB x UB x UB

| Part Number | Size      |
|-------------|-----------|
| 1711-64     | 4 x 3 x 3 |
| 1711-65     | 4 x 4 x 4 |
| 1711-72     | 6 x 4 x 4 |
| 1711-74     | 6 x 6 x 6 |



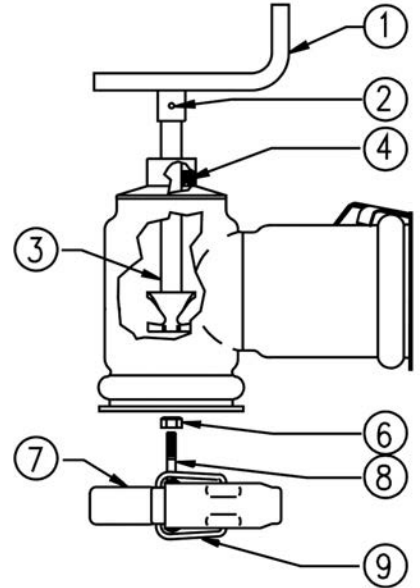
## Ring Valve Stub

MIPT x RV

| Part Number | Size |
|-------------|------|
| 1729-01     | 3    |
| 1729-02     | 4    |
| 1729-04     | 6    |
| 1729-05     | 8    |

### Valve Opener Parts

| Part #  | Ref. # | Description                |
|---------|--------|----------------------------|
| 1681-01 | 1      | Handle w/ Collar, 3" to 6" |
| 1174-01 | 1      | Handle w/ Collar, 8"       |
| 2107-06 | 2      | Roll Pin, 3" to 6"         |
| 2107-11 | 2      | Roll Pin, 8"               |
| 1191-01 | 3      | Stem & Yoke, 3" to 4"      |
| 1191-02 | 3      | Stem & Yoke, 5" to 6"      |
| 1683-01 | 3      | Stem & Yoke, 8"            |
| 2100-01 | 4      | Chevron Gasket, 3" to 6"   |
| 2101-01 | 4      | Chevron Gasket, 8"         |
| 2031-02 | 6      | 1/4" Lock Nut              |
| 1679-01 | 7      | Ring Lock Clamp, 3"        |
| 1679-02 | 7      | Ring Lock Clamp, 4"        |
| 1679-03 | 7      | Ring Lock Clamp, 5"        |
| 1679-04 | 7      | Ring Lock Clamp, 6"        |
| 1679-05 | 7      | Ring Lock Clamp, 8"        |
| 2018-10 | 8      | Lock Bolt 1/4" x 3-1/2"    |
| 2308-01 | 9      | Clamp Bail, 3" to 8"       |



## Lateral Ring Valve

UB x UM x RV

| Part Number | Size      |
|-------------|-----------|
| 1072-62     | 4 x 4 x 3 |
| 1073-61     | 4 x 4 x 4 |
| 1073-63     | 6 x 6 x 4 |



## Lateral Ring Valve

SB x SM x RV

| Part Number  | Size      |
|--------------|-----------|
| 2080RBSL-3   | 3 x 3 x 3 |
| 2080RBSL-443 | 4 x 4 x 3 |
| 2080RBSL-4   | 4 x 4 x 4 |
| 2080RBSL-664 | 6 x 6 x 4 |



## Ring Valve Disc

| Part Number | Size |
|-------------|------|
| 1059-01     | 3    |
| 1060-01     | 4    |
| 1061-01     | 5    |
| 1062-01     | 6    |
| 1063-01     | 8    |



## Ring Valve Stem

| Part Number | Description         |
|-------------|---------------------|
| 2086-01     | 3" & 4" Stub Valves |
| 2086-02     | 5" & 6" Stub Valves |
| 2114-01     | 8" Stub Valves      |

# Pierce Fittings



## Check Valves

IF x IF

| Part Number | Size |
|-------------|------|
| 1755-01     | 4    |
| 1753-01     | 6    |
| 1753-02     | 8    |
| 1753-03     | 10   |



## Chemigation Valves

IF x IF

| Part Number | Size |
|-------------|------|
| 1775-61     | 4    |
| 1778-61     | 6    |
| 1778-62     | 8    |
| 1778-63     | 10   |



## Chemigation Spools

IF x IF

| Part Number | Size |
|-------------|------|
| 3299-61     | 4    |
| 3299-63     | 6    |
| 3299-64     | 8    |
| 3299-65     | 10   |
| 3431-61     | 12   |



## Flange Tee

IF x IF x IF

| Part Number | Size |
|-------------|------|
| 3223-31     | 4    |
| 3223-36     | 6    |
| 3224-26     | 8    |



## Flange Elbow-90

IF x IF

| Part Number | Size |
|-------------|------|
| 3241-04     | 4    |
| 3435-11     | 6    |
| 3435-12     | 8    |
| 3435-13     | 10   |



## Flange Adapters

| Part Number | Size        |
|-------------|-------------|
| 0021-92     | 4 IF x 4 RM |
| 0039-16     | 6 IF x 6 RM |
| 0016-68     | 8 IF x 8 RM |
| 3279-62     | 4 IF x 4 RB |
| 3279-64     | 6 IF x 6 RB |
| 3279-65     | 8 IF x 8 RB |



## Flange Gaskets

Full Face Red Rubber

| Part Number | Size |
|-------------|------|
| 2347-00     | 2    |
| 2347-01     | 3    |
| 2347-02     | 4    |
| 2347-03     | 5    |
| 2347-04     | 6    |
| 2347-05     | 8    |
| 2347-06     | 10   |
| 2347-07     | 12   |



## Roundback Gaskets

RB, UB, & SB

| Part Number | Size |
|-------------|------|
| 1616-01     | 2    |
| 1617-01     | 3    |
| 1618-01     | 4    |
| 1619-01     | 5    |
| 1620-01     | 6    |
| 1622-01     | 8    |
| 1624-01     | 10   |
| 1625-01     | 12   |



## Epoxy Fitting Gaskets

IB

| Part Number | Size |
|-------------|------|
| 1602-01     | 3"   |
| 1603-01     | 4"   |
| 1605-01     | 6"   |
| 1606-01     | 8"   |
| 1607-01     | 10"  |
| 1608-01     | 12"  |



## Hold Bands

| Part Number | Size |
|-------------|------|
| 2300-03     | 4    |
| 2300-04     | 5    |
| 2300-05     | 6    |
| 2300-07     | 8    |



## Saddle Gaskets

Epoxy Saddles

| Part Number | Description      |
|-------------|------------------|
| 2121-01     | 6" Saddles       |
| 2121-02     | 8" - 12" Saddles |



## Ring Lock Clamps

RL


| Part Number | Size |
|-------------|------|
| 2123-08     | 4"   |
| 2123-01     | 5"   |
| 2123-02     | 6"   |
| 2123-03     | 8"   |
| 2123-04     | 10"  |
| 2123-05     | 12"  |



**Toll Free 877-396-1956**  
**Fax 616-396-2040**  
**www.springbrooksupply.com**


# Pipe Gaskets

## Champion



| Part # | Size |
|--------|------|
| 100565 | 2"   |
| 100570 | 3"   |
| 100575 | 4"   |
| 100600 | 5"   |
| 100625 | 6"   |
| 100630 | 8"   |


## Diamond



PGP Vulcan (Watergate)

| Part # | Size |
|--------|------|
| 106088 | 6"   |
| 106090 | 8"   |
| 106092 | 10"  |
| 106094 | 12"  |

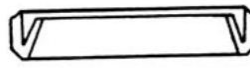
## Felton



Non-Drain Type  
Kroy

| Part # | Size |
|--------|------|
| 101145 | 2"   |
| 101150 | 3"   |
| 101175 | 4"   |
| 101200 | 6"   |
| 101225 | 8"   |
| 101250 | 10"  |

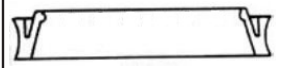
## Gheen



Non-Drain Type  
Fits Linday, Midwest, Band  
& Hook, and Cozad

| Part # | Size |
|--------|------|
| 102040 | 2"   |
| 102045 | 3"   |
| 102050 | 4"   |
| 102075 | 5"   |
| 102100 | 6"   |
| 102125 | 8"   |
| 102150 | 10"  |
| 102155 | 12"  |

## McDowell



Non-Drain Type

| Part # | Size |
|--------|------|
| 102870 | 2"   |
| 102875 | 3"   |
| 102900 | 4"   |
| 102901 | 5"   |
| 102905 | 6"   |


## Moore-Rane



Non-Drain Type

| Part # | Size |
|--------|------|
| 103226 | 2"   |
| 103227 | 3"   |
| 103228 | 4"   |
| 103229 | 5"   |
| 103230 | 6"   |
| 103231 | 7"   |
| 103232 | 8"   |

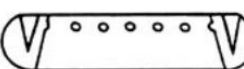
## Pierce



Non-Drain Type  
Ames QCL, Old Style A&M,  
Atlas, Decoto, and Rainway

| Part #  | Size |
|---------|------|
| 1616-01 | 2"   |
| 1617-01 | 3"   |
| 1618-01 | 4"   |
| 1619-01 | 5"   |
| 1620-01 | 6"   |
| 1622-01 | 8"   |
| 1624-01 | 10"  |
| 1625-01 | 12"  |


## Pierce



Drain Type  
Ames QCL, Old Style A&M,  
Atlas, Decoto, and Rainway

| Part # | Size |
|--------|------|
| 103300 | 3"   |
| 103325 | 4"   |
| 103330 | 5"   |


## Race & Race



(Linklock)

| Part # | Size |
|--------|------|
| 103722 | 2"   |
| 103724 | 3"   |
| 103726 | 4"   |
| 103727 | 5"   |
| 103730 | 6"   |
| 103732 | 8"   |


## Rain-Control



(Hardie)

| Part # | Size |
|--------|------|
| 103749 | 2"   |
| 103750 | 3"   |
| 103751 | 4"   |
| 103752 | 5"   |
| 103753 | 6"   |

## Rainway



Square Back  
Non-Drain Type

| Part # | Size |
|--------|------|
| 103830 | 2"   |
| 103831 | 3"   |
| 103834 | 6"   |
| 103835 | 8"   |

## Rainway




Round Back  
Non-Drain Type

| Part # | Size |
|--------|------|
| 103825 | 3"   |

For all other sizes use Pierce  
Round Back gaskets

## Redi-Rain



Non-Drain Type

| Part # | Size |
|--------|------|
| 103900 | 2"   |
| 103925 | 3"   |
| 103950 | 4"   |
| 103975 | 5"   |
| 104000 | 6"   |
| 104025 | 8"   |
| 104050 | 12"  |

## Ravit



| Part # | Size |
|--------|------|
| 103842 | 2"   |
| 103843 | 3"   |
| 103844 | 4"   |
| 103846 | 6"   |


## Shur-Rane



Chevron  
Non-Drain Type

| Part # | Size |
|--------|------|
| 105365 | 3"   |
| 105370 | 4"   |
| 105373 | 5"   |
| 105375 | 6"   |
| 105425 | 8"   |


## Shur-Rane



New Style  
Non-Drain Type

| Part # | Size            |
|--------|-----------------|
| 105500 | 2" (Drain Type) |
| 105300 | 3"              |
| 105325 | 4"              |
| 105575 | 5" (Drain Type) |
| 105350 | 6"              |
| 105600 | 8" (Drain Type) |
| 105450 | 10"             |
| 105460 | 12"             |


## Shur-Rane



Old Style  
Non-Drain Type

| Part # | Size |
|--------|------|
| 105634 | 2"   |
| 105635 | 3"   |
| 105637 | 4"   |
| 105638 | 5"   |
| 105639 | 6"   |
| 105640 | 7"   |

## Wade Rain



Slow Drain Type

| Part # | Size |
|--------|------|
| 106475 | 2"   |
| 106500 | 3"   |
| 106525 | 4"   |
| 106550 | 5"   |
| 106575 | 6"   |
| 106625 | 8"   |
| 106650 | 10"  |

## Western



Non-Drain Type  
Ireco Old Style (A&M, T&L,  
Band & Hook, Pierce Flat Back)

| Part # | Size |
|--------|------|
| 106300 | 2"   |
| 106325 | 3"   |
| 106350 | 4"   |
| 106375 | 5"   |
| 106400 | 6"   |
| 106425 | 8"   |

## Flange



Full Face Red Rubber

| Part #  | Size |
|---------|------|
| 2347-00 | 2"   |
| 2347-01 | 3"   |
| 2347-02 | 4"   |
| 2347-03 | 5"   |
| 2347-04 | 6"   |
| 2347-05 | 8"   |
| 2347-06 | 10"  |
| 2347-07 | 12"  |

Other pipe gaskets are available



# Webster Valves & Accessories

## Quick-Coupling Riser Valves



- Supports 6' riser of 1" pipe
- 1" FIPT

| Part Number  | Description               |
|--------------|---------------------------|
| 6-100F1W     | Complete Assembly         |
| 6-100 COLLAR | Collar Only               |
| 6-100 BALL   | Check Ball Only           |
| 6-100 OPENER | Valve Opening Riser Point |



- Supports 6' riser of 1" pipe
- 1" MIPT

| Part Number  | Description               |
|--------------|---------------------------|
| 6-100 LAWN   | Complete Assembly         |
| 6-100 COLLAR | Collar Only               |
| 6-100 BALL   | Check Ball Only           |
| 6-100 OPENER | Valve Opening Riser Point |



- Supports 10' riser of 1" pipe
- 1" MIPT

| Part Number   | Description               |
|---------------|---------------------------|
| 10-100 AG     | Complete Assembly         |
| 10-100 COLLAR | Collar Only               |
| 10-100 BALL   | Check Ball Only           |
| 10-100 OPENER | Valve Opening Riser Point |

## Aluminum Pipe Fittings

### Bell Reducer



| Part Number      | Description         |
|------------------|---------------------|
| 1 X 1/2 ZAMAC CO | 1" FIPT X 1/2" FIPT |
| 1 X 3/4 ZAMAC CO | 1" FIPT X 3/4" FIPT |

### Sleeve Coupling



| Part Number      | Description |
|------------------|-------------|
| 1/2 ZAMAC COUPLI | 1/2" FIPT   |
| 3/4 ZAMAC COUPLI | 3/4" FIPT   |
| 1 ZAMAC COUPLING | 1" FIPT     |

### Pipe Plug



| Part Number  | Description |
|--------------|-------------|
| 1 ZAMAC PLUG | 1" MIPT     |

### Bushing

| Part Number      | Description         |
|------------------|---------------------|
| 1 X 3/4 ZAMAC BU | 1" MIPT X 3/4" FIPT |

### Aluminum Riser: 1" MIPT x 3/4" FIPT

| Part Number | Length |
|-------------|--------|
| RAL-112-012 | 12"    |
| RAL-112-015 | 15"    |
| RAL-112-018 | 18"    |
| RAL-112-020 | 20"    |
| RAL-112-024 | 24"    |
| RAL-112-036 | 36"    |
| RAL-112-048 | 48"    |



### Aluminum Riser: 1" MIPT x 1/2" FIPT

| Part Number | Length |
|-------------|--------|
| RAL-113-006 | 6"     |
| RAL-113-012 | 12"    |
| RAL-113-018 | 18"    |
| RAL-113-024 | 24"    |
| RAL-113-030 | 30"    |
| RAL-113-036 | 36"    |
| RAL-113-048 | 48"    |

# KUHN/Montana Sprayers

## Airblast Sprayers

# MONTANA



ARBO 260



| Model              | Arbo 260 / 360     | Arbo 480           | Suprema 680        |
|--------------------|--------------------|--------------------|--------------------|
| Tank Size          | 50 gal./80 gal.    | 110 gal.           | 160 gal.           |
| Tank Material      | Polyethylene       | Polyethylene       | Polyethylene       |
| Pump Type          | Diaphragm          | Piston             | Piston             |
| Max Flow Rate      | 10.5 gpm           | 22 gpm             | 22 gpm             |
| Max Spray Pressure | 580 psi            | 580 psi            | 580 psi            |
| Dry Weight         | 390 lbs./400 lbs.  | 452 lbs.           | 765 lbs.           |
| Power Requirement  | 22 HP              | 40 HP              | 45 HP              |
| Dimensions (360)   | 42"L x 40"W x 45"H | 48"L x 48"W x 45"H | 53"L x 56"W x 53"H |

## AF Series Cannon Sprayers

AF427



AF600



AF2000



| Model             | AF427              | AF600               | AF2000               |
|-------------------|--------------------|---------------------|----------------------|
| Tank Size         | 110 gal.           | 160 gal.            | 520 gal.             |
| Tank Material     | Fiberglass         | Fiberglass          | Fiberglass           |
| Pump Type         | Centrifugal        | Centrifugal         | Centrifugal          |
| Max Flow Rate     | 24 gpm             | 37 gpm              | 26 gpm               |
| Fan Type          | Cast Aluminum      | Cast Aluminum       | Cast Aluminum        |
| Air Velocity      | 225 mph            | 280 mph             | 280 mph              |
| Agitation         | Mechanical         | Mechanical          | Mechanical           |
| Dry Weight        | 584 lbs.           | 672 lbs.            | 1,764 lbs.           |
| Power Requirement | 40 HP              | 60 HP               | 55 HP                |
| Dimensions        | 55"L x 43"W x 91"H | 65"L x 55"W x 104"H | 172"L x 68"W x 120"H |

# Berthoud Sprayers

## Win'air Supair 1000L Sprayer with AB Most Boom



# BERTHOUD®

Specially designed for Vineyards, Blueberries, and trellised crops

| Model          | Win'air 1000L | Win'air 1500L |
|----------------|---------------|---------------|
| Tank Size      | 264 gal.      | 396 gal.      |
| Pump Type      | Piston        | Piston        |
| Max Flow Rate  | 37 gpm        | 37 gpm        |
| Dimensions Max | 124"L x 44"W  | 136"L x 51"W  |

The Win'air capitalizes all of Berthoud's expertise in spraying (speedair and supair fans, airmist diffusers, easiflo calibration, etc.) combined with a number of significant development such as a new fan unit, new generation AB Most sprayers and booms, pneumatic and air assisted spraying, and new electronics to name a few. Operating Win'air is both simple and convenient, with maximum working comfort.

### Options:

- AB Most or Vitiflex boom Arch
- Manual or telescoping booms
- Articulated hitch
- Several Drop leg options
- Tandem axle

## Berthoud Sprayers

| Model              | Fructair 1000       |
|--------------------|---------------------|
| Tank Size          | 264 gal.            |
| Pump Type          | Piston              |
| Max Flow Rate      | 24 gpm              |
| Max Spray Pressure | 580 psi             |
| Dry Weight         | 1150 lbs.           |
| Power Requirement  | 32 HP               |
| Dimensions         | 122"L x 51"W x 53"H |

Fructair 1000



- The Fructair TC is equipped with a rear-intake 33" diameter axial-flow fan. A design that places special emphasis on simplicity and efficiency.
- Fixed blades on the intake promote an even air-flow which improves the blade's air supply and the fan's output.
- Dual-speed drive (1,630 rpm and 1,840 rpm) with simplified gear changing.

Alto 400



### Features:

- Triple Filtration: Filling Filter, Suction Filter, & Pressure Filter
- Manual Controls
- 10.5 Gallon Rinse Tank
- 4 Gallon Hand Wash Tank
- 23 ft. or 29.5 ft. Boom Options

### Optional Configurations:

- Boom Only
- Boom & 1 Spray Reel
- 2 Spray Reels

| Model              | Alto 400           |
|--------------------|--------------------|
| Tank Size          | 110 gal.           |
| Pump Type          | Piston             |
| Max Flow Rate      | 16 gpm             |
| Max Spray Pressure | 290 psi            |
| Dry Weight         | 250 lbs.           |
| Power Requirement  | 25 HP              |
| Dimensions         | 35"L x 36"W x 52"H |

# BERTHOUD®

# Cima Crop Sprayers



## The Cima Advantage:

The technological delivery system is able to treat more area of canopy with less water. The simple transmission requires less maintenance and the fan absorbs less horsepower than conventional air-blast sprayers. All CIMA's can be fitted with one of many custom spray heads to target the treatment into the canopy with minimal over spray.



Cima Trailer Sprayer

| Model            | T45/200         | T45/300         | T50/300         | T50/400 2P      | T55E/400 2P     | T55E/525 2P     |
|------------------|-----------------|-----------------|-----------------|-----------------|-----------------|-----------------|
| Tank Size        | 200 gal.        | 300 gal.        | 300 gal.        | 400 gal.        | 400 gal.        | 525 gal.        |
| Min. PTO HP      | 35              | 40              | 55              | 60              | 85              | 75              |
| Air Volume-CFM's | 3178            | 3178            | 4444            | 4444            | 9123            | 9123            |
| Air Speed        | 180-185         | 180-185         | 180-185         | 180-185         | 180-185         | 180-185         |
| Dry Weight       | 837 lbs.        | 914 lbs.        | 1020 lbs.       | 1289 lbs.       | 1358 lbs.       | 1554 lbs.       |
| Size L x W x H   | 131"x41-50"x52" | 135"x54-74"x54" | 140"x54-74"x54" | 165"x61-80"x57" | 171"x63-83"x59" | 171"x70-90"x58" |

## Better Coverage with Less Water

The Low Volume Ventri style sprayer makes droplets in the 100-150 micron range. A high pressure sprayer commonly makes droplets in the 250-400 micron range. Since liquid droplets are three dimensional, when you break down the larger droplet it has many smaller droplets inside of that large droplet, therefore you will have many more available for better coverage. This type of spray method also allows to not have to spray to a drip unlike typical high pressure sprayers. The venturi style delivery system coats all the surfaces of the canopy with air speeds around 170-200 mph and achieves a better quality coverage and yields a cleaner crop.

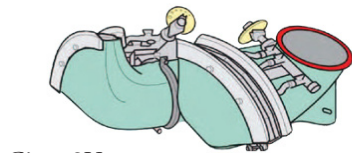


Cima 3Point Sprayer

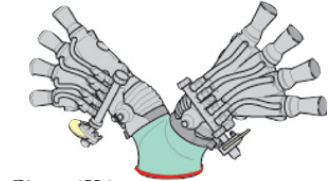

| Model            | P42/80        | P42/100       | P45/100       | P50/100       | P50/165       | P55/165       |
|------------------|---------------|---------------|---------------|---------------|---------------|---------------|
| Tank Size        | 80 gal.       | 100 gal.      | 100 gal.      | 100 gal.      | 165 gal.      | 165 gal.      |
| Min. PTO HP      | 20            | 20            | 35            | 45            | 50            | 70            |
| Air Volume-CFM's | 2400          | 2400          | 3178          | 4444          | 4444          | 9123          |
| Air Speed        | 180-185       | 180-185       | 180-185       | 180-185       | 180-185       | 180-185       |
| Dry Weight       | 429 lbs.      | 440 lbs.      | 456 lbs.      | 507 lbs.      | 537 lbs.      | 551 lbs.      |
| Size L x W x H   | 54"x 37"x 46" | 54"x 44"x 46" | 54"x 44"x 46" | 57"x 44"x 46" | 57"x 57"x 46" | 58"x 57"x 48" |

# Cima Sprayhead Options

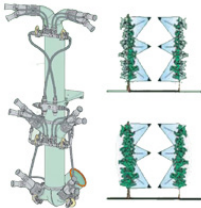
Cima manufacturers over 40 different Sprayhead styles to fit your crops growing need



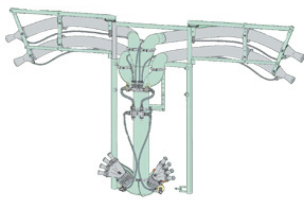

Cima 2V



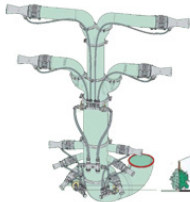
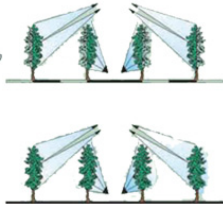
Cima 4X4



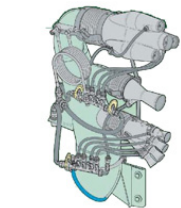
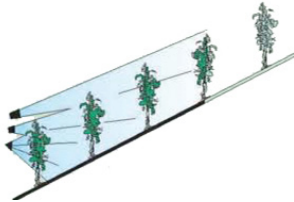
Cima 6 Duals



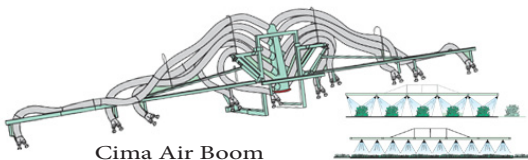
Cima 2Q4C



Cima Potatoe



Cima RC High or Low



Cima Air Boom

Cima Trailer Sprayer with 4M4C head & hydr movement



## P35 Small Acre Sprayer

The P35 is just the right size for the small acres or start up grower. The Cifarelli blower produces 225mph air flow with small droplets from 100-150 microns. Perfect for disease and insect control at low gallon rates. The Fan-Tail spray head is ideal for close dense crops. The 30gal tank will cover about 1 acre per fillup.

Low Volume

BDI  
**P35**



|                   |               |
|-------------------|---------------|
| Engine            | 2 stroke      |
| Power             | 5 HP          |
| Fuel              | Oil & Gas Mix |
| Air Volume        | 706 CFM       |
| Air Speed         | 225 MPH       |
| Tank Size         | 30 gallon     |
| 12 Volt Dual Pump | 14 GPM        |
| Weight            | 125 lbs.      |
| Dimensions LxWxH  | 36"x34"x36"   |

## M1200 Backpack Sprayer

The Cifarelli backpack sprayer has a 5hp engine and a large 4.5 gal tank capable of treating 1/2 acre vineyard or hopyard. All made possible by the Low Volume difference.



|                  |               |
|------------------|---------------|
| Engine           | 2 stroke      |
| Power            | 5 HP          |
| Displacement     | 77cc          |
| Fuel             | Oil & Gas Mix |
| Fuel Tank Size   | 1/2 gal       |
| Air Volume       | 706 CFM       |
| Air Speed        | 225 MPH       |
| Chem Tank Size   | 4.5 gallon    |
| Liquid Output    | 15 oz./min    |
| Weight           | 26 lbs.       |
| Dimensions LxWxH | 20"x15"x29"   |

# Spraying Components & Accessories



**TeeJet** (Spraying Systems Co.) is the world's leading manufacturer of industrial spraying components, offering over 87,000 different spray nozzles and related products. TeeJet has the industry's most advanced spray nozzle manufacturing facilities and are proud to have received ISO 9001 and 14001 certification. TeeJet's fully equipped spray nozzle test laboratories allow them to conduct all types of studies to optimize spray system performance.

|  |  |  |
|--|--|--|
|  <p><b>Boom Components</b></p> |  <p><b>Spray Tips</b></p>        |  <p><b>Line Strainers</b></p>      |
|  <p><b>Control Valves</b></p> |  <p><b>Manifold Systems</b></p> |  <p><b>GPS &amp; Controls</b></p> |

Also Handling:



# Rinieri Orchard & Vineyard Machinery

Innovative Agricultural machinery for vineyard, nursery, and orchard processing: Pruning machines, offset machines, mowers, shredders, soil tillage machines, rotary tillers, and cultivators. The Rinieri's have been manufacturing since 1922 and incorporate the latest technology to make the user experience even more enjoyable. Rinieri offers equipment in all sizes and configurations to meet your growing needs. See them all on **You Tube** Please contact a Spring Brook salesperson for more details and options .



## CRL Reciprocating Trimmer



Scissor like cutting system with double blade/ tooth movement make an ideal cut including the strongest vine shoots. Single or two sided configurations of many sizes are available.

## CRV Blade-Style Trimmer



Designed for summer vineyard pruning. The hydraulic multi purpose frame is equipped with a spring shock proof system and are front mounted. Single, two sided and "Upside down U" configurations of many sizes are available

## BRM Hedge Trimmer

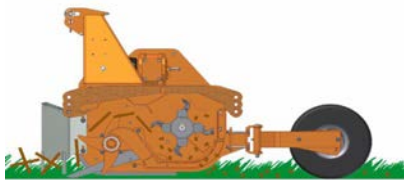


Tractor mounted Hedge Trimmer for cutting tree and edge pruning up to 3cm diameter. New frame and Sickle bar performs a perfect cut on both sides of tractor.

## TRH Shredder & Hammermill



Ideal to shred prunings up to 2-1/2" dia. Hydraulic driven feeder-rotor brings the prunings into a space above the soil where the hammer rotor shreds the prunings at 2200rpm. The rear of the machine has a discharge grating with gauge holes to control size of discharged material.



## EL In-Row Cultivator



Tractor 3pt. PTO gear drive the working tool and the hydraulic pump control the touch bar. The counter rotating vertical tines ensure optimum cultivating while keeping the soil level and not cause hardpan. Ideal for stony conditions and can handle tall weeds. Hydraulic tilt standard. Requires 40" between vines, trees, posts, etc. and 12"-14" below first trellis wire.

## DRF Leaf Puller



The new double barrel leaf remover is the answer to the needs of the modern vineyards. The DRF removes the leaves from the grape zone which increases maturation time and aeration and then reducing spraying. DRF allows for perfect and safe removal of leaves without damaging the grapes. Aspiration is provided by a fan equipped with hyd motor.

# Pruning Tools

## Aluminum Loppers



- Heat-treated, forged steel blade
- Forged hook with self-cleaning sap groove
- Lightweight, high-strength aluminum handles
- Comfortable non-slip grips
- Lifetime Warranty

**CORONA**

SEASON AFTER SEASON

| Part #  | Length | Weight  | Max Cut Dia. |
|---------|--------|---------|--------------|
| AL 8320 | 19"    | 1.6 lbs | 1-1/4"       |
| AL 8441 | 26"    | 2.4 lbs | 2-1/4"       |
| AL 8461 | 32"    | 2.6 lbs | 2-1/4"       |
| AL 8482 | 36"    | 2.8 lbs | 2-1/4"       |

## Hardwood Loppers



- Heat-treated, forged steel blade
- Forged hook with self-cleaning sap groove
- Hickory hardwood handles
- Comfortable non-slip grips
- Lifetime Warranty

**CORONA**

SEASON AFTER SEASON

| Part #  | Length | Weight  | Max Cut Dia. |
|---------|--------|---------|--------------|
| WL 6321 | 20"    | 1.8 lbs | 1-1/4"       |
| WL 6431 | 26"    | 3 lbs   | 2-1/4"       |
| WL 6461 | 32"    | 3.4 lbs | 2-1/4"       |
| WL 6481 | 36"    | 3.6 lbs | 2-1/4"       |

## Hand Pruners

- Forged steel alloy blade
- Sap groove keeps blades from sticking
- Wire-cutting notch on BP 3180



| Part #  | Description        |
|---------|--------------------|
| BP 3160 | 3/4" Bypass Pruner |
| BP 3180 | 1" Bypass Pruner   |

## Thinning Shears

- Forged steel alloy blades
- Scissor cutting action
- Narrow blades for tight spaces
- Right or Left hand use



| Part #  | Description             |
|---------|-------------------------|
| AG 4930 | Straight Snip Pruner    |
| FS 4350 | Straight Thinning Shear |

## Hedge Shears

- Resharpenable forged steel alloy blades
- Top-grade hardwood handles
- Limb notch for larger branches
- Comfortable non-slip grips



| Part #  | Description         |
|---------|---------------------|
| HS 3911 | 8-1/4" Hedge Shears |
| HS 6960 | 10" Hedge Shears    |

## Folding Saws

- Tempered steel alloy blade
- Curved blade design for faster cutting
- Ergonomic handle design
- 7 teeth per inch
- Plastic models equipped with a replaceable locking blade



| Part #  | Description             |
|---------|-------------------------|
| RS 7245 | 7" Plastic Folding Saw  |
| RS 7255 | 8" Plastic Folding Saw  |
| RS 7265 | 10" Plastic Folding Saw |
| PS 4040 | 8" Wood Folding Saw     |
| PS 4050 | 10" Wood Folding Saw    |
| PS 7020 | 14" Wood Folding Saw    |

## Pole Pruners

- Pruning head with 1" diameter cutting capacity
- Compound-action pulley system triples your cutting power
- 15" curved saw blade
- Lightweight fiberglass pole telescopes to 12'



| Part #  | Description              |
|---------|--------------------------|
| TP 3811 | 10' Dual Action Pole Saw |
| TP 3841 | 12' Dual Action Pole Saw |



# Pruning Tools & Accessories

## Aluminum Loppers



- Heat-treated, alloy steel blade & hook
- Lightest professional grade loppers on the market
- Full lineup of replacement parts
- Lifetime Warranty

| Part # | Description | Handle Length |
|--------|-------------|---------------|
| 426A   | 26" Loppers | 20"           |
| 428A   | 28" Loppers | 22"           |
| 430A   | 30" Loppers | 24"           |
| 432A   | 32" Loppers | 26"           |
| 436A   | 36" Loppers | 30"           |

## Hardwood Loppers



- Heat-treated, alloy steel blade & hook
- Lightest professional grade loppers on the market
- Full lineup of replacement parts
- Lifetime Warranty

| Part # | Description | Handle Length |
|--------|-------------|---------------|
| 426W   | 26" Loppers | 20"           |
| 428W   | 28" Loppers | 22"           |
| 430W   | 30" Loppers | 24"           |
| 432W   | 32" Loppers | 26"           |
| 436W   | 36" Loppers | 30"           |



## Hickok Lopper Parts

| Part # | Description                     |
|--------|---------------------------------|
| 141P   | Bolt/Nut Wood Handle - Pair     |
| 146    | Sharpening Stone                |
| 400    | Blade                           |
| 405    | Hook                            |
| 411    | Center Bolt                     |
| 413    | Lock Nut                        |
| 415    | Bumper Assembly                 |
| 441P   | Bolt/Nut Aluminum Handle - Pair |
| 442    | Cap for Aluminum Handle         |

## Picking Bags



| Part # | Description               |
|--------|---------------------------|
| 73187  | #80S Standard Cordura Bag |
| 73393  | #80SL Long Cordura Bag    |
| 73120  | #80R Standard Cotton Bag  |
| 73500  | #80RL Long Cotton Bag     |



## Picking Buckets



| Part # | Description           |
|--------|-----------------------|
| 7P005  | Bucket w/ Padded Rim  |
| 7P104  | 7P005 + Foam Liner    |
| 7P105  | 7P104 + Padded Bottom |



# Aluminum TriPod Ladders



Hasegawa Tripod Ladders are the safest, most stable and practical garden ladders around. These aluminum, tripod ladders are used all over Japan and Europe and now in the U.S., by gardeners and nurserymen. Our customers include tree surgeons, topiary specialists, institutional and estate gardeners, orchard owners, hedging contractors, and landscapers. Countless gardening enthusiasts appreciate the stability and practicality of the tripod design.



Platform step

The **wide base, deep steps, telescopic back leg**, as well as **broad clawed feet** and **flat top** make the Hasegawa Tripod Ladder incredibly safe and easy to use. Similar to the design of the Eiffel Tower, your weight is directed downwards and outwards, pinning the ladder to the ground.

The back leg adjusts quickly and easily with a spring-loaded pin, shortening up to 18" with 6" stops.

The ladders are welded, extruded aluminum construction, weatherproof, strong and very light. Double rungs are easy on the feet, and resist getting muddy or slippery.

The ladder is available in two models: the original GSC model and the GSU model that includes a platform step. The GSU model benefits from a deeper platform step, suitable for longer use, being the safest, most user-friendly ladder. The GSC model is available in sizes from six to 16 feet, and the GSU can be purchased in sizes ranging from six feet to 12 feet.

## ANSI 1A Certified Tripod Ladder-300lbs

| Part #   | Height | Base width | Weight  |
|----------|--------|------------|---------|
| GSC-6AS  | 6'     | 4'         | 19 lbs. |
| GSC-8AS  | 8'     | 4'         | 24 lbs. |
| GSC-10AS | 10'    | 4 3/4'     | 30 lbs. |
| GSC-12AS | 12'    | 4 3/4'     | 37 lbs. |
| GSC-16AS | 16'    | 4 3/4'     | 42 lbs. |

## ANSI 1A Certified Platform Tripod Ladder

| Part #   | Height | Base width | Weight  |
|----------|--------|------------|---------|
| GSU-6AS  | 6'     | 4'         | 19 lbs. |
| GSU-8AS  | 8'     | 4'         | 24 lbs. |
| GSU-10AS | 10'    | 4 3/4'     | 31 lbs. |
| GSU-12AS | 12'    | 4 3/4'     | 39 lbs. |



| Part # | Height | Base  | Weight  |
|--------|--------|-------|---------|
| TRI04  | 4'     | 34.5" | 14 lbs. |
| TRI06  | 6'     | 38.5" | 16 lbs. |
| TRI08  | 8'     | 42"   | 18 lbs. |
| TRI10  | 10'    | 45"   | 24 lbs. |
| TRI12  | 12'    | 50"   | 29 lbs. |
| TRI14  | 14'    | 51.5" | 33 lbs. |
| TRI16  | 16'    | 58"   | 39 lbs. |

## Decco Post Harvest Protection



Decco's postharvest solutions include coatings, cleaners, sanitizers, fungicides, growth regulators and antiscald  
**Coatings**

| Part #  | Product                | Description                           | Purpose                  | USDA Organic | Package Qty  |
|---------|------------------------|---------------------------------------|--------------------------|--------------|--------------|
| 6212005 | Apple Luster 225       | Shellac Luster w/o Morpholine         | Apples                   | N            | 52 Gal. Drum |
| 6212006 | Apple Luster 229       | Shellac Wax Luster                    | Apples                   | N            | 55 Gal. Drum |
| 6212008 | Apple Luster 275       | High Shine Shellac Luster w/o Alcohol | Apples                   | N            | 55 Gal. Drum |
| 6212174 | Carnauba Premium       | Fast Dry Wax Luster                   | Apples                   | N            | 55 Gal. Drum |
| 6212056 | Decco Apple-Brite 400C | Standard High Shine Luster            | Apples                   | N            | 55 Gal. Drum |
| 6212062 | Decco Luster FD        | Fast Drying Shellac Luster            | Apples                   | N            | 55 Gal. Drum |
| 6212064 | DeccoNatur 520         | Bee & Carnauba Wax                    | Apples                   | Y            | 55 Gal. Drum |
| 6212064 | DeccoNatur 575         | Shellac from Oranges                  | Apples                   | Y            | 55 Gal. Drum |
| 6212058 | Multi-Luster           | Clear Mineral Oil Luster              | Peaches & Vegetables     | N            | 55 Gal. Drum |
| 6212097 | PNP Luster 251         | Mineral Oil Luster                    | Peaches,Plums,Nectarines | N            | 55 Gal. Drum |
| 6212100 | PNP Luster 282         | Mineral Oil Luster                    | Peaches,Plums,Nectarines | N            | 55 Gal. Drum |
| 6212105 | Premium Apple Luster   | Shellac High Luster                   | Apples                   | N            | 55 Gal. Drum |
| 6212145 | Vegetable Luster 227F  | Mineral Oil Luster                    | Vegetables               | N            | 55 Gal. Drum |
| 6212797 | Decco Tomakote 8       | Coating & Ripening                    | Tomatoes                 | N            | 55 Gal. Drum |

## Cleaners & Sanitizers

| Part #  | Product               | Description               | Purpose                   | USDA Organic | Package Qty  |
|---------|-----------------------|---------------------------|---------------------------|--------------|--------------|
| 5212010 | Agclor 310            | Bleach                    | 12% Sodium Hypochlorite   | Y            | 52 Gal. Drum |
| 6212065 | Deconatur Equip Clean | Equipment Cleaner         | Surface & Room Cleaning   | N            | 55 Gal. Drum |
| 6212068 | Deccosan 315          | Sanitizer                 | Surface & Room Cleaning   | N            | 55 Gal. Drum |
| 6212042 | Equipment cleaner     | Cleaner                   | Wax Stripping             | N            | 55 Gal. Drum |
| 5212083 | Sanidate 5.0          | Sanitizer                 | Bacteria Prevention       | N            | 55 Gal. Drum |
| 5212087 | Sanidate 12.0         | Sanitizer                 | Bacteria Prevention       | N            | 55 Gal. Drum |
| 5212090 | Sanidate FD           | Sanitizer                 | Bacteria Prevention       | Y            | 55 Gal. Drum |
| 5212072 | Keeper                | Chlorine Dioxide          | Disinfectant              | N            | 55 Gal. Drum |
| 6212003 | Apl Klee 246          | Acid Soap                 | Calcuim Deposit Remover   | N            | 55 Gal. Drum |
| 6212066 | Deconatur Kleen       | Organic Soap              | Fruit & Vegetable Cleaner | Y            | 55 Gal. Drum |
| 6212082 | F&V Kleen 241         | High Foam PH Nuetral Soap | Fruit & Vegetable Cleaner | N            | 55 Gal. Drum |
| 6212085 | F&V Kleen 340         | Low Foam PH Nuetral Soap  | Fruit & Vegetable Cleaner | N            | 55 Gal. Drum |
| 6212088 | F&V Kleen 440         | Low Foam PH Nuetral Soap  | Fruit & Vegetable Cleaner | N            | 55 Gal. Drum |
| 6212090 | F&V Kleen 441         | High Foam PH Nuetral Soap | Wax Stripping Cleaner     | N            | 55 Gal. Drum |



**Toll Free 877-396-1956**  
**Fax 616-396-2040**  
**www.springbrooksupply.com**

## Bird Deterrents

### Armada Bird Laser



**AT-3500**

Crop damage due to birds is a major cost to farmers. Crows, Starlings, Robins, etc. are commonly known to attack and destroy fruit and specialty crops. Laser systems have been proven to annoy these pest and keep them from becoming comfortable in a field. The systems are more than just simple point and shoot laser. They have been analyzed and studied for efficient deterring as well as safety for the user and power consumption for the battery. The laser has been custom designed and built for this specific application.

Why growers own a AT-3500....Quite simply, the return on investment could easily be less than just one growing season. As an example, If a grower loses \$1000 per acre of fruit to our winged friends, a small 10 acre field (\$10,000) recoups the cost of a system in much less than 1 growing season.

*The FDA requires certification and registration for all laser products in the USA. The AT-3500 is registered and meets all FDA requirements. Any laser not FDA approved and registered is illegal and the user and/or importer/producer can be prosecuted.*

**Made in the USA - Waterproof - Only 10 lbs. - FDA Compliant and legal to use in USA  
Aluminum - 0 to 360 deg coverage - Auto ON, Auto OFF - Requires 12Volt Rechargeable Battery**

### ZON Mark4 Propane Bird Cannon



Mark4 with Telescopic Megaphone



Rotating Tripod

- Zon Mark 4 Propane bird cannons provide a single pressure regulated sonic blast to frighten and disorient pest birds and wildlife.

- Powered by economical propane, Zon guns are the most efficient means of bird control available.

- The mechanical Zon Mark4 is the most user-friendly bird scare cannon in the world.

- The Standard cannons have an inner and outer tube and the Blast volume is adjustable from 100 to 125 decibels by adjusting telescopic inner tube.

- The Single Megaphone cannons are designed for more wear and tear and require less maintenance. Blast volume is fixed at approximately 125 decibels.



Mark4 with Single Megaphone



Automatic Timer

# Friction Loss Charts

| Polyethylene(PE) SDR Pressure Rate Tube (2306, 3206, 3306) SDR 7, 9, 11.5, 15 C=150 |          |               |          |               |          |               |          |               |          |               |          |               |          |               |          |               |          |               |          | PSI Loss Per 100 Ft. |  |
|---|----------|---------------|----------|---------------|----------|---------------|----------|---------------|----------|---------------|----------|---------------|----------|---------------|----------|---------------|----------|---------------|----------|----------------------|--|
| Size  | 1/2"     |               | 3/4"     |               | 1"       |               | 1-1/4"   |               | 1-1/2"   |               | 2"       |               | 2-1/2"   |               | 3"       |               | 4"       |               | 6"       |                      |  |
| I.D.  | 0.622    |               | 0.824    |               | 1.049    |               | 1.38     |               | 1.610    |               | 2.067    |               | 2.469    |               | 3.068    |               | 4.026    |               | 6.065    |                      |  |
| Flow Rate   | Velocity | Pressure Loss | Velocity | Pressure Loss | Velocity | Pressure Loss | Velocity | Pressure Loss | Velocity | Pressure Loss | Velocity | Pressure Loss | Velocity | Pressure Loss | Velocity | Pressure Loss | Velocity | Pressure Loss | Velocity | Pressure Loss        |  |
| gpm   | fps      | psi           | fps      | psi           | fps      | psi           | fps      | psi           | fps      | psi           | fps      | psi           | fps      | psi           | fps      | psi           | fps      | psi           | fps      | psi                  |  |
| 1   | 1.06     | 0.43          | 0.60     | 0.11          | 0.37     | 0.03          | 0.21     | 0.01          | 0.16     | 0.00          | 0.10     | 0.00          | 0.07     | 0.00          | 0.04     | 0.00          | 0.03     | 0.00          | 0.01     | 0.00                 |  |
| 2   | 2.11     | 1.55          | 1.20     | 0.39          | 0.74     | 0.12          | 0.43     | 0.03          | 0.32     | 0.02          | 0.19     | 0.00          | 0.13     | 0.00          | 0.09     | 0.00          | 0.05     | 0.00          | 0.02     | 0.00                 |  |
| 3   | 3.17     | 3.28          | 1.80     | 0.83          | 1.11     | 0.26          | 0.64     | 0.07          | 0.47     | 0.03          | 0.29     | 0.01          | 0.20     | 0.00          | 0.13     | 0.00          | 0.08     | 0.00          | 0.03     | 0.00                 |  |
| 4   | 4.22     | 5.58          | 2.41     | 1.42          | 1.48     | 0.44          | 0.86     | 0.12          | 0.63     | 0.05          | 0.38     | 0.02          | 0.27     | 0.01          | 0.17     | 0.00          | 0.10     | 0.00          | 0.04     | 0.00                 |  |
| 5   | 5.28     | 8.43          | 3.01     | 2.15          | 1.86     | 0.66          | 1.07     | 0.17          | 0.79     | 0.08          | 0.48     | 0.02          | 0.34     | 0.01          | 0.22     | 0.00          | 0.13     | 0.00          | 0.06     | 0.00                 |  |
| 6   | 6.34     | 11.81         | 3.61     | 3.01          | 2.23     | 0.93          | 1.29     | 0.24          | 0.95     | 0.12          | 0.57     | 0.03          | 0.40     | 0.01          | 0.26     | 0.01          | 0.15     | 0.00          | 0.07     | 0.00                 |  |
| 7   | 7.39     | 15.71         | 4.21     | 4.00          | 2.60     | 1.24          | 1.50     | 0.33          | 1.10     | 0.15          | 0.67     | 0.05          | 0.47     | 0.02          | 0.30     | 0.01          | 0.18     | 0.00          | 0.08     | 0.00                 |  |
| 8   | 8.45     | 20.12         | 4.81     | 5.12          | 2.97     | 1.58          | 1.72     | 0.42          | 1.26     | 0.20          | 0.76     | 0.06          | 0.54     | 0.02          | 0.35     | 0.01          | 0.20     | 0.00          | 0.09     | 0.00                 |  |
| 9   | 9.50     | 25.01         | 5.41     | 6.37          | 3.34     | 1.97          | 1.93     | 0.52          | 1.42     | 0.24          | 0.86     | 0.07          | 0.60     | 0.03          | 0.39     | 0.01          | 0.23     | 0.00          | 0.10     | 0.00                 |  |
| 10  | 10.56    | 30.40         | 6.02     | 7.74          | 3.71     | 2.39          | 2.15     | 0.63          | 1.58     | 0.30          | 0.96     | 0.09          | 0.67     | 0.04          | 0.43     | 0.01          | 0.25     | 0.00          | 0.11     | 0.00                 |  |
| 11  | 11.61    | 36.26         | 6.62     | 9.23          | 4.08     | 2.85          | 2.36     | 0.75          | 1.73     | 0.35          | 1.05     | 0.11          | 0.74     | 0.04          | 0.48     | 0.02          | 0.28     | 0.00          | 0.12     | 0.00                 |  |
| 12  | 12.67    | 42.59         | 7.22     | 10.84         | 4.45     | 3.35          | 2.57     | 0.88          | 1.89     | 0.42          | 1.15     | 0.12          | 0.80     | 0.05          | 0.52     | 0.02          | 0.30     | 0.00          | 0.13     | 0.00                 |  |
| 14  | 14.78    | 56.64         | 8.42     | 14.42         | 5.20     | 4.45          | 3.00     | 1.17          | 2.21     | 0.55          | 1.34     | 0.16          | 0.94     | 0.07          | 0.61     | 0.02          | 0.35     | 0.01          | 0.16     | 0.00                 |  |
| 16  | 16.89    | 72.52         | 9.63     | 18.46         | 5.94     | 5.70          | 3.43     | 1.50          | 2.52     | 0.71          | 1.53     | 0.21          | 1.07     | 0.09          | 0.69     | 0.03          | 0.40     | 0.01          | 0.18     | 0.00                 |  |
| 18  | 19.01    | 90.17         | 10.83    | 22.95         | 6.68     | 7.09          | 3.86     | 1.87          | 2.84     | 0.88          | 1.72     | 0.26          | 1.21     | 0.11          | 0.78     | 0.04          | 0.45     | 0.01          | 0.20     | 0.00                 |  |
| 20  |          |               | 12.03    | 27.89         | 7.42     | 8.62          | 4.29     | 2.27          | 3.15     | 1.07          | 1.91     | 0.32          | 1.34     | 0.13          | 0.87     | 0.05          | 0.50     | 0.01          | 0.22     | 0.00                 |  |
| 22  |          |               | 13.24    | 33.27         | 8.17     | 10.28         | 4.72     | 2.71          | 3.47     | 1.28          | 2.10     | 0.38          | 1.47     | 0.16          | 0.95     | 0.06          | 0.55     | 0.01          | 0.24     | 0.00                 |  |
| 24  |          |               | 14.44    | 39.08         | 8.91     | 12.07         | 5.15     | 3.18          | 3.78     | 1.50          | 2.29     | 0.45          | 1.61     | 0.19          | 1.04     | 0.07          | 0.60     | 0.02          | 0.27     | 0.00                 |  |
| 26  |          |               | 15.64    | 45.32         | 9.65     | 14.00         | 5.58     | 3.69          | 4.10     | 1.74          | 2.49     | 0.52          | 1.74     | 0.22          | 1.13     | 0.08          | 0.66     | 0.02          | 0.29     | 0.00                 |  |
| 28  |          |               | 16.85    | 51.98         | 10.39    | 16.06         | 6.01     | 4.23          | 4.41     | 2.00          | 2.68     | 0.59          | 1.88     | 0.25          | 1.22     | 0.09          | 0.71     | 0.02          | 0.31     | 0.00                 |  |
| 30  |          |               | 18.05    | 59.05         | 11.14    | 18.24         | 6.44     | 4.80          | 4.73     | 2.27          | 2.87     | 0.67          | 2.01     | 0.28          | 1.30     | 0.10          | 0.76     | 0.03          | 0.33     | 0.00                 |  |
| 35  |          |               |          |               | 12.99    | 24.26         | 7.51     | 6.39          | 5.52     | 3.02          | 3.35     | 0.89          | 2.35     | 0.38          | 1.52     | 0.13          | 0.88     | 0.03          | 0.39     | 0.00                 |  |
| 40  |          |               |          |               | 14.85    | 31.06         | 8.58     | 8.18          | 6.30     | 3.86          | 3.82     | 1.15          | 2.68     | 0.48          | 1.74     | 0.17          | 1.01     | 0.04          | 0.44     | 0.01                 |  |
| 45  |          |               |          |               | 16.71    | 38.62         | 9.65     | 10.17         | 7.09     | 4.80          | 4.30     | 1.42          | 3.02     | 0.60          | 1.95     | 0.21          | 1.13     | 0.06          | 0.50     | 0.01                 |  |
| 50  |          |               |          |               | 18.56    | 46.94         | 10.73    | 12.36         | 7.88     | 5.84          | 4.78     | 1.73          | 3.35     | 0.73          | 2.17     | 0.25          | 1.26     | 0.07          | 0.56     | 0.01                 |  |
| 55  |          |               |          |               |          |               | 11.80    | 14.74         | 8.67     | 6.96          | 5.26     | 2.06          | 3.69     | 0.87          | 2.39     | 0.30          | 1.39     | 0.08          | 0.61     | 0.01                 |  |
| 60  |          |               |          |               |          |               | 12.87    | 17.32         | 9.46     | 8.18          | 5.74     | 2.43          | 4.02     | 1.02          | 2.60     | 0.36          | 1.51     | 0.09          | 0.67     | 0.01                 |  |
| 65  |          |               |          |               |          |               | 13.94    | 20.08         | 10.24    | 9.49          | 6.21     | 2.81          | 4.36     | 1.18          | 2.82     | 0.41          | 1.64     | 0.11          | 0.72     | 0.01                 |  |
| 70  |          |               |          |               |          |               | 15.02    | 23.03         | 11.03    | 10.88         | 6.69     | 3.23          | 4.69     | 1.36          | 3.04     | 0.47          | 1.76     | 0.13          | 0.78     | 0.02                 |  |
| 75  |          |               |          |               |          |               | 16.09    | 26.17         | 11.82    | 12.36         | 7.17     | 3.66          | 5.03     | 1.54          | 3.25     | 0.54          | 1.89     | 0.14          | 0.83     | 0.02                 |  |
| 80  |          |               |          |               |          |               | 17.16    | 29.49         | 12.61    | 13.93         | 7.65     | 4.13          | 5.36     | 1.74          | 3.47     | 0.60          | 2.02     | 0.16          | 0.89     | 0.02                 |  |
| 85  |          |               |          |               |          |               | 18.23    | 32.99         | 13.40    | 15.58         | 8.13     | 4.62          | 5.70     | 1.95          | 3.69     | 0.68          | 2.14     | 0.18          | 0.94     | 0.02                 |  |
| 90  |          |               |          |               |          |               | 19.31    | 36.67         | 14.18    | 17.32         | 8.61     | 5.14          | 6.03     | 2.16          | 3.91     | 0.75          | 2.27     | 0.20          | 1.00     | 0.03                 |  |
| 95  |          |               |          |               |          |               |          |               | 14.97    | 19.14         | 9.08     | 5.68          | 6.37     | 2.39          | 4.12     | 0.83          | 2.39     | 0.22          | 1.06     | 0.03                 |  |
| 100   |          |               |          |               |          |               |          |               | 15.76    | 21.05         | 9.56     | 6.24          | 6.70     | 2.63          | 4.34     | 0.91          | 2.52     | 0.24          | 1.11     | 0.03                 |  |
| 110   |          |               |          |               |          |               |          |               | 17.34    | 25.11         | 10.52    | 7.44          | 7.37     | 3.14          | 4.77     | 1.09          | 2.77     | 0.29          | 1.22     | 0.04                 |  |
| 120   |          |               |          |               |          |               |          |               | 18.91    | 29.49         | 11.47    | 8.74          | 8.04     | 3.68          | 5.21     | 1.28          | 3.02     | 0.34          | 1.33     | 0.05                 |  |
| 130   |          |               |          |               |          |               |          |               |          |               | 12.43    | 10.14         | 8.71     | 4.27          | 5.64     | 1.48          | 3.28     | 0.40          | 1.44     | 0.05                 |  |
| 140   |          |               |          |               |          |               |          |               |          |               | 13.39    | 11.63         | 9.38     | 4.90          | 6.08     | 1.70          | 3.53     | 0.45          | 1.55     | 0.06                 |  |
| 150   |          |               |          |               |          |               |          |               |          |               | 14.34    | 13.21         | 10.05    | 5.56          | 6.51     | 1.93          | 3.78     | 0.52          | 1.67     | 0.07                 |  |
| 160   |          |               |          |               |          |               |          |               |          |               | 15.30    | 14.89         | 10.72    | 6.27          | 6.94     | 2.18          | 4.03     | 0.58          | 1.78     | 0.08                 |  |
| 170   |          |               |          |               |          |               |          |               |          |               | 16.25    | 16.65         | 11.39    | 7.01          | 7.38     | 2.44          | 4.28     | 0.65          | 1.89     | 0.09                 |  |
| 180   |          |               |          |               |          |               |          |               |          |               | 17.21    | 18.51         | 12.06    | 7.80          | 7.81     | 2.71          | 4.54     | 0.72          | 2.00     | 0.10                 |  |
| 190   |          |               |          |               |          |               |          |               |          |               | 18.17    | 20.46         | 12.73    | 8.62          | 8.25     | 2.99          | 4.79     | 0.80          | 2.11     | 0.11                 |  |
| 200   |          |               |          |               |          |               |          |               |          |               | 19.12    | 22.50         | 13.40    | 9.48          | 8.68     | 3.29          | 5.04     | 0.88          | 2.22     | 0.12                 |  |
| 225   |          |               |          |               |          |               |          |               |          |               |          |               | 15.08    | 11.78         | 9.76     | 4.09          | 5.67     | 1.09          | 2.50     | 0.15                 |  |
| 250   |          |               |          |               |          |               |          |               |          |               |          |               | 16.75    | 14.32         | 10.85    | 4.98          | 6.30     | 1.33          | 2.78     | 0.18                 |  |
| 275   |          |               |          |               |          |               |          |               |          |               |          |               | 18.43    | 17.08         | 11.93    | 5.94          | 6.93     | 1.58          | 3.05     | 0.22                 |  |
| 300   |          |               |          |               |          |               |          |               |          |               |          |               |          |               | 13.02    | 6.97          | 7.56     | 1.86          | 3.33     | 0.25                 |  |
| 325   |          |               |          |               |          |               |          |               |          |               |          |               |          |               | 14.10    | 8.09          | 8.19     | 2.16          | 3.61     | 0.29                 |  |
| 350   |          |               |          |               |          |               |          |               |          |               |          |               |          |               | 15.19    | 9.27          | 8.82     | 2.47          | 3.89     | 0.34                 |  |
| 375   |          |               |          |               |          |               |          |               |          |               |          |               |          |               | 16.27    | 10.54         | 9.45     | 2.81          | 4.16     | 0.38                 |  |
| 400   |          |               |          |               |          |               |          |               |          |               |          |               |          |               | 17.36    | 11.87         | 10.08    | 3.16          | 4.44     | 0.43                 |  |
| 425   |          |               |          |               |          |               |          |               |          |               |          |               |          |               | 18.44    | 13.28         | 10.71    | 3.54          | 4.72     | 0.48                 |  |
| 450   |          |               |          |               |          |               |          |               |          |               |          |               |          |               | 19.53    | 14.76         | 11.34    | 3.93          | 5.00     | 0.54                 |  |
| 475   |          |               |          |               |          |               |          |               |          |               |          |               |          |               |          |               | 11.97    | 4.35          | 5.28     | 0.59                 |  |
| 500   |          |               |          |               |          |               |          |               |          |               |          |               |          |               |          |               | 12.60    | 4.78          | 5.55     | 0.65                 |  |
| 550   |          |               |          |               |          |               |          |               |          |               |          |               |          |               |          |               | 13.86    | 5.70          | 6.11     | 0.78                 |  |
| 600   |          |               |          |               |          |               |          |               |          |               |          |               |          |               |          |               | 15.12    | 6.70          | 6.66     | 0.91                 |  |



**Toll Free 877-396-1956**  
**Fax 616-396-2040**  
**www.springbrooksupply.com**

# Friction Loss Charts

| PVC Class 160 IPS Plastic Pipe - (1120, 1220) SDR 26 C=150 |          |               |          |               |          |               |          |               |          |               |          |               | PSI Loss Per 100 Ft. |               |          |               |
|--|----------|---------------|----------|---------------|----------|---------------|----------|---------------|----------|---------------|----------|---------------|----------------------|---------------|----------|---------------|
| Size   | 1"       |               | 1-1/4"   |               | 1-1/2"   |               | 2"       |               | 2-1/2"   |               | 3"       |               | 4"                   |               | 6"       |               |
| I.D.   | 1.195    |               | 1.532    |               | 1.754    |               | 2.193    |               | 2.655    |               | 3.230    |               | 4.154                |               | 6.115    |               |
| Flow Rate  | Velocity | Pressure Loss | Velocity | Pressure Loss | Velocity | Pressure Loss | Velocity | Pressure Loss | Velocity | Pressure Loss | Velocity | Pressure Loss | Velocity             | Pressure Loss | Velocity | Pressure Loss |
| gpm  | fps      | psi           | fps      | psi           | fps      | psi           | fps      | psi           | fps      | psi           | fps      | psi           | fps                  | psi           | fps      | psi           |
| 1  | 0.29     | 0.02          | 0.17     | 0.01          | 0.13     | 0.00          | 0.08     | 0.00          | 0.06     | 0.00          | 0.04     | 0.00          | 0.02                 | 0.00          | 0.01     | 0.00          |
| 2  | 0.57     | 0.06          | 0.35     | 0.02          | 0.27     | 0.01          | 0.17     | 0.00          | 0.12     | 0.00          | 0.08     | 0.00          | 0.05                 | 0.00          | 0.02     | 0.00          |
| 3  | 0.86     | 0.14          | 0.52     | 0.04          | 0.40     | 0.02          | 0.25     | 0.01          | 0.17     | 0.00          | 0.12     | 0.00          | 0.07                 | 0.00          | 0.03     | 0.00          |
| 4  | 1.14     | 0.23          | 0.70     | 0.07          | 0.53     | 0.04          | 0.34     | 0.01          | 0.23     | 0.00          | 0.16     | 0.00          | 0.09                 | 0.00          | 0.04     | 0.00          |
| 5  | 1.43     | 0.35          | 0.87     | 0.11          | 0.66     | 0.05          | 0.42     | 0.02          | 0.29     | 0.01          | 0.20     | 0.00          | 0.12                 | 0.00          | 0.05     | 0.00          |
| 6  | 1.72     | 0.49          | 1.04     | 0.15          | 0.80     | 0.08          | 0.51     | 0.03          | 0.35     | 0.01          | 0.23     | 0.00          | 0.14                 | 0.00          | 0.07     | 0.00          |
| 7  | 2.00     | 0.66          | 1.22     | 0.20          | 0.93     | 0.10          | 0.59     | 0.03          | 0.41     | 0.01          | 0.27     | 0.01          | 0.17                 | 0.00          | 0.08     | 0.00          |
| 8  | 2.29     | 0.84          | 1.39     | 0.25          | 1.06     | 0.13          | 0.68     | 0.04          | 0.46     | 0.02          | 0.31     | 0.01          | 0.19                 | 0.00          | 0.09     | 0.00          |
| 9  | 2.57     | 1.04          | 1.57     | 0.31          | 1.20     | 0.16          | 0.76     | 0.05          | 0.52     | 0.02          | 0.35     | 0.01          | 0.21                 | 0.00          | 0.10     | 0.00          |
| 10   | 2.86     | 1.27          | 1.74     | 0.38          | 1.33     | 0.20          | 0.85     | 0.07          | 0.58     | 0.03          | 0.39     | 0.01          | 0.24                 | 0.00          | 0.11     | 0.00          |
| 11   | 3.15     | 1.51          | 1.91     | 0.45          | 1.46     | 0.23          | 0.93     | 0.08          | 0.64     | 0.03          | 0.43     | 0.01          | 0.26                 | 0.00          | 0.12     | 0.00          |
| 12   | 3.43     | 1.78          | 2.09     | 0.53          | 1.59     | 0.27          | 1.02     | 0.09          | 0.70     | 0.04          | 0.47     | 0.01          | 0.28                 | 0.00          | 0.13     | 0.00          |
| 14   | 4.00     | 2.36          | 2.44     | 0.71          | 1.86     | 0.37          | 1.19     | 0.12          | 0.81     | 0.05          | 0.55     | 0.02          | 0.33                 | 0.01          | 0.15     | 0.00          |
| 16   | 4.58     | 3.02          | 2.78     | 0.90          | 2.12     | 0.47          | 1.36     | 0.16          | 0.93     | 0.06          | 0.63     | 0.02          | 0.38                 | 0.01          | 0.17     | 0.00          |
| 18   | 5.15     | 3.76          | 3.13     | 1.12          | 2.39     | 0.58          | 1.53     | 0.20          | 1.04     | 0.08          | 0.70     | 0.03          | 0.43                 | 0.01          | 0.20     | 0.00          |
| 20   | 5.72     | 4.57          | 3.48     | 1.36          | 2.66     | 0.71          | 1.70     | 0.24          | 1.16     | 0.09          | 0.78     | 0.04          | 0.47                 | 0.01          | 0.22     | 0.00          |
| 22   | 6.29     | 5.45          | 3.83     | 1.63          | 2.92     | 0.84          | 1.87     | 0.28          | 1.27     | 0.11          | 0.86     | 0.04          | 0.52                 | 0.01          | 0.24     | 0.00          |
| 24   | 6.87     | 6.40          | 4.18     | 1.91          | 3.19     | 0.99          | 2.04     | 0.33          | 1.39     | 0.13          | 0.94     | 0.05          | 0.57                 | 0.01          | 0.26     | 0.00          |
| 26   | 7.44     | 7.43          | 4.53     | 2.22          | 3.45     | 1.15          | 2.21     | 0.39          | 1.51     | 0.15          | 1.02     | 0.06          | 0.62                 | 0.02          | 0.28     | 0.00          |
| 28   | 8.01     | 8.52          | 4.87     | 2.54          | 3.72     | 1.32          | 2.38     | 0.44          | 1.62     | 0.18          | 1.10     | 0.07          | 0.66                 | 0.02          | 0.31     | 0.00          |
| 30   | 8.58     | 9.68          | 5.22     | 2.89          | 3.98     | 1.50          | 2.55     | 0.50          | 1.74     | 0.20          | 1.17     | 0.08          | 0.71                 | 0.02          | 0.33     | 0.00          |
| 35   | 10.01    | 12.87         | 6.09     | 3.84          | 4.65     | 1.99          | 2.97     | 0.67          | 2.03     | 0.26          | 1.37     | 0.10          | 0.83                 | 0.03          | 0.38     | 0.00          |
| 40   | 11.44    | 16.48         | 6.96     | 4.92          | 5.31     | 2.55          | 3.40     | 0.86          | 2.32     | 0.34          | 1.57     | 0.13          | 0.95                 | 0.04          | 0.44     | 0.01          |
| 45   | 12.87    | 20.49         | 7.83     | 6.12          | 5.98     | 3.17          | 3.82     | 1.07          | 2.61     | 0.42          | 1.76     | 0.16          | 1.07                 | 0.05          | 0.49     | 0.01          |
| 50   | 14.30    | 24.90         | 8.70     | 7.43          | 6.64     | 3.85          | 4.25     | 1.30          | 2.90     | 0.51          | 1.96     | 0.20          | 1.18                 | 0.06          | 0.55     | 0.01          |
| 55   | 15.73    | 29.70         | 9.57     | 8.87          | 7.30     | 4.59          | 4.67     | 1.55          | 3.19     | 0.61          | 2.15     | 0.24          | 1.30                 | 0.07          | 0.60     | 0.01          |
| 60   | 17.16    | 34.89         | 10.44    | 10.42         | 7.97     | 5.39          | 5.10     | 1.82          | 3.48     | 0.72          | 2.35     | 0.28          | 1.42                 | 0.08          | 0.66     | 0.01          |
| 65   | 18.59    | 40.45         | 11.31    | 12.08         | 8.63     | 6.25          | 5.52     | 2.11          | 3.77     | 0.83          | 2.55     | 0.32          | 1.54                 | 0.09          | 0.71     | 0.01          |
| 70   | 20.02    | 46.40         | 12.18    | 13.85         | 9.29     | 7.17          | 5.95     | 2.42          | 4.06     | 0.95          | 2.74     | 0.37          | 1.66                 | 0.11          | 0.76     | 0.02          |
| 75   |          |               | 13.05    | 15.74         | 9.96     | 8.15          | 6.37     | 2.75          | 4.35     | 1.08          | 2.94     | 0.42          | 1.78                 | 0.12          | 0.82     | 0.02          |
| 80   |          |               | 13.92    | 17.74         | 10.62    | 9.18          | 6.80     | 3.10          | 4.64     | 1.22          | 3.13     | 0.47          | 1.89                 | 0.14          | 0.87     | 0.02          |
| 85   |          |               | 14.79    | 19.84         | 11.29    | 10.27         | 7.22     | 3.46          | 4.93     | 1.37          | 3.33     | 0.53          | 2.01                 | 0.15          | 0.93     | 0.02          |
| 90   |          |               | 15.66    | 22.05         | 11.95    | 11.42         | 7.64     | 3.85          | 5.22     | 1.52          | 3.52     | 0.59          | 2.13                 | 0.17          | 0.98     | 0.03          |
| 95   |          |               | 16.53    | 24.37         | 12.61    | 12.62         | 8.07     | 4.26          | 5.51     | 1.68          | 3.72     | 0.65          | 2.25                 | 0.19          | 1.04     | 0.03          |
| 100  |          |               | 17.41    | 26.80         | 13.28    | 13.87         | 8.49     | 4.68          | 5.80     | 1.85          | 3.92     | 0.71          | 2.37                 | 0.21          | 1.09     | 0.03          |
| 110  |          |               | 19.15    | 31.97         | 14.61    | 16.55         | 9.34     | 5.58          | 6.37     | 2.20          | 4.31     | 0.85          | 2.60                 | 0.25          | 1.20     | 0.04          |
| 120  |          |               |          |               | 15.93    | 19.44         | 10.19    | 6.56          | 6.95     | 2.59          | 4.70     | 1.00          | 2.84                 | 0.29          | 1.31     | 0.04          |
| 130  |          |               |          |               | 17.26    | 22.54         | 11.04    | 7.60          | 7.53     | 3.00          | 5.09     | 1.16          | 3.08                 | 0.34          | 1.42     | 0.05          |
| 140  |          |               |          |               | 18.59    | 25.85         | 11.89    | 8.72          | 8.11     | 3.44          | 5.48     | 1.33          | 3.31                 | 0.39          | 1.53     | 0.06          |
| 150  |          |               |          |               | 19.92    | 29.37         | 12.74    | 9.91          | 8.69     | 3.91          | 5.87     | 1.51          | 3.55                 | 0.44          | 1.64     | 0.07          |
| 160  |          |               |          |               |          |               | 13.59    | 11.16         | 9.27     | 4.40          | 6.26     | 1.70          | 3.79                 | 0.50          | 1.75     | 0.08          |
| 170  |          |               |          |               |          |               | 14.44    | 12.49         | 9.85     | 4.93          | 6.66     | 1.90          | 4.02                 | 0.56          | 1.86     | 0.09          |
| 180  |          |               |          |               |          |               | 15.29    | 13.88         | 10.43    | 5.48          | 7.05     | 2.11          | 4.26                 | 0.62          | 1.97     | 0.09          |
| 190  |          |               |          |               |          |               | 16.14    | 15.34         | 11.01    | 6.05          | 7.44     | 2.33          | 4.50                 | 0.69          | 2.08     | 0.10          |
| 200  |          |               |          |               |          |               | 16.99    | 16.87         | 11.59    | 6.65          | 7.83     | 2.56          | 4.73                 | 0.75          | 2.18     | 0.11          |
| 225  |          |               |          |               |          |               | 19.11    | 20.98         | 13.04    | 8.27          | 8.81     | 3.19          | 5.33                 | 0.94          | 2.46     | 0.14          |
| 250  |          |               |          |               |          |               |          |               | 14.49    | 10.06         | 9.79     | 3.87          | 5.92                 | 1.14          | 2.73     | 0.17          |
| 275  |          |               |          |               |          |               |          |               | 15.94    | 11.99         | 10.77    | 4.62          | 6.51                 | 1.36          | 3.00     | 0.21          |
| 300  |          |               |          |               |          |               |          |               | 17.39    | 14.09         | 11.75    | 5.43          | 7.10                 | 1.60          | 3.28     | 0.24          |
| 325  |          |               |          |               |          |               |          |               | 18.83    | 16.34         | 12.73    | 6.29          | 7.69                 | 1.85          | 3.55     | 0.28          |
| 350  |          |               |          |               |          |               |          |               |          |               | 13.70    | 7.22          | 8.29                 | 2.12          | 3.82     | 0.32          |
| 375  |          |               |          |               |          |               |          |               |          |               | 14.68    | 8.20          | 8.88                 | 2.41          | 4.10     | 0.37          |
| 400  |          |               |          |               |          |               |          |               |          |               | 15.66    | 9.24          | 9.47                 | 2.72          | 4.37     | 0.41          |
| 425  |          |               |          |               |          |               |          |               |          |               | 16.64    | 10.34         | 10.06                | 3.04          | 4.64     | 0.46          |
| 450  |          |               |          |               |          |               |          |               |          |               | 17.62    | 11.49         | 10.65                | 3.38          | 4.92     | 0.51          |
| 475  |          |               |          |               |          |               |          |               |          |               | 18.60    | 12.70         | 11.24                | 3.73          | 5.19     | 0.57          |
| 500  |          |               |          |               |          |               |          |               |          |               | 19.58    | 13.97         | 11.84                | 4.11          | 5.46     | 0.63          |
| 550  |          |               |          |               |          |               |          |               |          |               |          |               | 13.02                | 4.90          | 6.01     | 0.75          |
| 600  |          |               |          |               |          |               |          |               |          |               |          |               | 14.20                | 5.75          | 6.55     | 0.88          |

# Friction Loss Charts

## PVC Schedule 40 IPS Plastic Pipe - (1120, 1220) C=150

## PSI Loss Per 100 Ft.

| Size<br>I.D. | 1/2"     |               | 3/4"     |               | 1"       |               | 1-1/4"   |               | 1-1/2"   |               | 2"       |               | 2-1/2"   |               | 3"       |               | 4"       |               | 6"       |               |
|--------------|----------|---------------|----------|---------------|----------|---------------|----------|---------------|----------|---------------|----------|---------------|----------|---------------|----------|---------------|----------|---------------|----------|---------------|
|              | 0.622    |               | 0.824    |               | 1.049    |               | 1.38     |               | 1.610    |               | 2.067    |               | 2.469    |               | 3.068    |               | 4.026    |               | 6.065    |               |
| Flow Rate    | Velocity | Pressure Loss | Velocity | Pressure Loss | Velocity | Pressure Loss | Velocity | Pressure Loss | Velocity | Pressure Loss | Velocity | Pressure Loss | Velocity | Pressure Loss | Velocity | Pressure Loss | Velocity | Pressure Loss | Velocity | Pressure Loss |
| gpm          | fps      | psi           | fps      | psi           | fps      | psi           | fps      | psi           | fps      | psi           | fps      | psi           | fps      | psi           | fps      | psi           | fps      | psi           | fps      | psi           |
| 1            | 1.06     | 0.43          | 0.60     | 0.11          | 0.37     | 0.03          | 0.21     | 0.01          | 0.16     | 0.00          | 0.10     | 0.00          | 0.07     | 0.00          | 0.04     | 0.00          | 0.03     | 0.00          | 0.01     | 0.00          |
| 2            | 2.11     | 1.55          | 1.20     | 0.39          | 0.74     | 0.12          | 0.43     | 0.03          | 0.32     | 0.02          | 0.19     | 0.00          | 0.13     | 0.00          | 0.09     | 0.00          | 0.05     | 0.00          | 0.02     | 0.00          |
| 3            | 3.17     | 3.28          | 1.80     | 0.83          | 1.11     | 0.26          | 0.64     | 0.07          | 0.48     | 0.03          | 0.29     | 0.01          | 0.20     | 0.00          | 0.13     | 0.00          | 0.08     | 0.00          | 0.03     | 0.00          |
| 4            | 4.22     | 5.58          | 2.41     | 1.42          | 1.48     | 0.44          | 0.86     | 0.12          | 0.64     | 0.06          | 0.38     | 0.02          | 0.26     | 0.01          | 0.17     | 0.00          | 0.10     | 0.00          | 0.04     | 0.00          |
| 5            | 5.28     | 8.43          | 3.01     | 2.15          | 1.86     | 0.66          | 1.07     | 0.17          | 0.80     | 0.09          | 0.48     | 0.02          | 0.33     | 0.01          | 0.22     | 0.00          | 0.13     | 0.00          | 0.06     | 0.00          |
| 6            | 6.34     | 11.81         | 3.61     | 3.01          | 2.23     | 0.93          | 1.29     | 0.24          | 0.96     | 0.12          | 0.57     | 0.03          | 0.40     | 0.01          | 0.26     | 0.01          | 0.15     | 0.00          | 0.07     | 0.00          |
| 7            | 7.39     | 15.71         | 4.21     | 4.00          | 2.60     | 1.24          | 1.50     | 0.33          | 1.12     | 0.16          | 0.67     | 0.05          | 0.46     | 0.02          | 0.30     | 0.01          | 0.18     | 0.00          | 0.08     | 0.00          |
| 8            | 8.45     | 20.12         | 4.81     | 5.12          | 2.97     | 1.58          | 1.72     | 0.42          | 1.28     | 0.20          | 0.76     | 0.06          | 0.53     | 0.02          | 0.35     | 0.01          | 0.20     | 0.00          | 0.09     | 0.00          |
| 9            | 9.50     | 25.01         | 5.41     | 6.37          | 3.34     | 1.97          | 1.93     | 0.52          | 1.44     | 0.25          | 0.86     | 0.07          | 0.59     | 0.03          | 0.39     | 0.01          | 0.23     | 0.00          | 0.10     | 0.00          |
| 10           | 10.56    | 30.40         | 6.02     | 7.74          | 3.71     | 2.39          | 2.15     | 0.63          | 1.60     | 0.31          | 0.96     | 0.09          | 0.66     | 0.04          | 0.43     | 0.01          | 0.25     | 0.00          | 0.11     | 0.00          |
| 11           | 11.61    | 36.26         | 6.62     | 9.23          | 4.08     | 2.85          | 2.36     | 0.75          | 1.76     | 0.37          | 1.05     | 0.11          | 0.73     | 0.04          | 0.48     | 0.02          | 0.28     | 0.00          | 0.12     | 0.00          |
| 12           | 12.67    | 42.59         | 7.22     | 10.84         | 4.45     | 3.35          | 2.57     | 0.88          | 1.91     | 0.43          | 1.15     | 0.12          | 0.79     | 0.05          | 0.52     | 0.02          | 0.30     | 0.00          | 0.13     | 0.00          |
| 14           | 14.78    | 56.64         | 8.42     | 14.42         | 5.20     | 4.45          | 3.00     | 1.17          | 2.23     | 0.57          | 1.34     | 0.16          | 0.92     | 0.07          | 0.61     | 0.02          | 0.35     | 0.01          | 0.16     | 0.00          |
| 16           | 16.89    | 72.52         | 9.63     | 18.46         | 5.94     | 5.70          | 3.43     | 1.50          | 2.55     | 0.73          | 1.53     | 0.21          | 1.06     | 0.09          | 0.69     | 0.03          | 0.40     | 0.01          | 0.18     | 0.00          |
| 18           | 19.01    | 90.17         | 10.83    | 22.95         | 6.68     | 7.09          | 3.86     | 1.87          | 2.87     | 0.91          | 1.72     | 0.26          | 1.19     | 0.11          | 0.78     | 0.04          | 0.45     | 0.01          | 0.20     | 0.00          |
| 20           |          |               | 12.03    | 27.89         | 7.42     | 8.62          | 4.29     | 2.27          | 3.19     | 1.10          | 1.91     | 0.32          | 1.32     | 0.13          | 0.87     | 0.05          | 0.50     | 0.01          | 0.22     | 0.00          |
| 22           |          |               | 13.24    | 33.27         | 8.17     | 10.28         | 4.72     | 2.71          | 3.51     | 1.32          | 2.10     | 0.38          | 1.45     | 0.15          | 0.95     | 0.06          | 0.55     | 0.01          | 0.24     | 0.00          |
| 24           |          |               | 14.44    | 39.08         | 8.91     | 12.07         | 5.15     | 3.18          | 3.83     | 1.55          | 2.29     | 0.45          | 1.58     | 0.18          | 1.04     | 0.07          | 0.60     | 0.02          | 0.27     | 0.00          |
| 26           |          |               | 15.64    | 45.32         | 9.65     | 14.00         | 5.58     | 3.69          | 4.15     | 1.79          | 2.49     | 0.52          | 1.71     | 0.21          | 1.13     | 0.08          | 0.66     | 0.02          | 0.29     | 0.00          |
| 28           |          |               | 16.85    | 51.98         | 10.39    | 16.06         | 6.01     | 4.23          | 4.47     | 2.06          | 2.68     | 0.59          | 1.85     | 0.24          | 1.22     | 0.09          | 0.71     | 0.02          | 0.31     | 0.00          |
| 30           |          |               | 18.05    | 59.05         | 11.14    | 18.24         | 6.44     | 4.80          | 4.79     | 2.34          | 2.87     | 0.67          | 1.98     | 0.27          | 1.30     | 0.10          | 0.76     | 0.03          | 0.33     | 0.00          |
| 35           |          |               |          |               | 12.99    | 24.26         | 7.51     | 6.39          | 5.58     | 3.11          | 3.35     | 0.89          | 2.31     | 0.36          | 1.52     | 0.13          | 0.88     | 0.03          | 0.39     | 0.00          |
| 40           |          |               |          |               | 14.85    | 31.06         | 8.58     | 8.18          | 6.38     | 3.98          | 3.82     | 1.15          | 2.64     | 0.46          | 1.74     | 0.17          | 1.01     | 0.04          | 0.44     | 0.01          |
| 45           |          |               |          |               | 16.71    | 38.62         | 9.65     | 10.17         | 7.18     | 4.95          | 4.30     | 1.42          | 2.97     | 0.58          | 1.95     | 0.21          | 1.13     | 0.06          | 0.50     | 0.01          |
| 50           |          |               |          |               | 18.56    | 46.94         | 10.73    | 12.36         | 7.98     | 6.02          | 4.78     | 1.73          | 3.30     | 0.70          | 2.17     | 0.25          | 1.26     | 0.07          | 0.56     | 0.01          |
| 55           |          |               |          |               |          |               | 11.80    | 14.74         | 8.78     | 7.18          | 5.26     | 2.06          | 3.63     | 0.84          | 2.39     | 0.30          | 1.39     | 0.08          | 0.61     | 0.01          |
| 60           |          |               |          |               |          |               | 12.87    | 17.32         | 9.57     | 8.43          | 5.74     | 2.43          | 3.96     | 0.98          | 2.60     | 0.36          | 1.51     | 0.09          | 0.67     | 0.01          |
| 65           |          |               |          |               |          |               | 13.94    | 20.08         | 10.37    | 9.78          | 6.21     | 2.81          | 4.29     | 1.14          | 2.82     | 0.41          | 1.64     | 0.11          | 0.72     | 0.01          |
| 70           |          |               |          |               |          |               | 15.02    | 23.03         | 11.17    | 11.21         | 6.69     | 3.23          | 4.62     | 1.31          | 3.04     | 0.47          | 1.76     | 0.13          | 0.78     | 0.02          |
| 75           |          |               |          |               |          |               | 16.09    | 26.17         | 11.97    | 12.74         | 7.17     | 3.66          | 4.95     | 1.48          | 3.25     | 0.54          | 1.89     | 0.14          | 0.83     | 0.02          |
| 80           |          |               |          |               |          |               | 17.16    | 29.49         | 12.77    | 14.36         | 7.65     | 4.13          | 5.28     | 1.67          | 3.47     | 0.60          | 2.02     | 0.16          | 0.89     | 0.02          |
| 85           |          |               |          |               |          |               | 18.23    | 32.99         | 13.56    | 16.06         | 8.13     | 4.62          | 5.60     | 1.87          | 3.69     | 0.68          | 2.14     | 0.18          | 0.94     | 0.02          |
| 90           |          |               |          |               |          |               | 19.31    | 36.67         | 14.36    | 17.85         | 8.61     | 5.14          | 5.93     | 2.08          | 3.91     | 0.75          | 2.27     | 0.20          | 1.00     | 0.03          |
| 95           |          |               |          |               |          |               |          |               | 15.16    | 19.73         | 9.08     | 5.68          | 6.26     | 2.30          | 4.12     | 0.83          | 2.39     | 0.22          | 1.06     | 0.03          |
| 100          |          |               |          |               |          |               |          |               | 15.96    | 21.69         | 9.56     | 6.24          | 6.59     | 2.53          | 4.34     | 0.91          | 2.52     | 0.24          | 1.11     | 0.03          |
| 110          |          |               |          |               |          |               |          |               | 17.55    | 25.88         | 10.52    | 7.44          | 7.25     | 3.01          | 4.77     | 1.09          | 2.77     | 0.29          | 1.22     | 0.04          |
| 120          |          |               |          |               |          |               |          |               | 19.15    | 30.40         | 11.47    | 8.74          | 7.91     | 3.54          | 5.21     | 1.28          | 3.02     | 0.34          | 1.33     | 0.05          |
| 130          |          |               |          |               |          |               |          |               |          |               | 12.43    | 10.14         | 8.57     | 4.11          | 5.64     | 1.48          | 3.28     | 0.40          | 1.44     | 0.05          |
| 140          |          |               |          |               |          |               |          |               |          |               | 13.39    | 11.63         | 9.23     | 4.71          | 6.08     | 1.70          | 3.53     | 0.45          | 1.55     | 0.06          |
| 150          |          |               |          |               |          |               |          |               |          |               | 14.34    | 13.21         | 9.89     | 5.35          | 6.51     | 1.93          | 3.78     | 0.52          | 1.67     | 0.07          |
| 160          |          |               |          |               |          |               |          |               |          |               | 15.30    | 14.89         | 10.55    | 6.03          | 6.94     | 2.18          | 4.03     | 0.58          | 1.78     | 0.08          |
| 170          |          |               |          |               |          |               |          |               |          |               | 16.25    | 16.65         | 11.21    | 6.74          | 7.38     | 2.44          | 4.28     | 0.65          | 1.89     | 0.09          |
| 180          |          |               |          |               |          |               |          |               |          |               | 17.21    | 18.51         | 11.87    | 7.50          | 7.81     | 2.71          | 4.54     | 0.72          | 2.00     | 0.10          |
| 190          |          |               |          |               |          |               |          |               |          |               | 18.17    | 20.46         | 12.53    | 8.29          | 8.25     | 2.99          | 4.79     | 0.80          | 2.11     | 0.11          |
| 200          |          |               |          |               |          |               |          |               |          |               | 19.12    | 22.50         | 13.19    | 9.11          | 8.68     | 3.29          | 5.04     | 0.88          | 2.22     | 0.12          |
| 225          |          |               |          |               |          |               |          |               |          |               |          |               | 14.84    | 11.33         | 9.76     | 4.09          | 5.67     | 1.09          | 2.50     | 0.15          |
| 250          |          |               |          |               |          |               |          |               |          |               |          |               | 16.48    | 13.77         | 10.85    | 4.98          | 6.30     | 1.33          | 2.78     | 0.18          |
| 275          |          |               |          |               |          |               |          |               |          |               |          |               | 18.13    | 16.42         | 11.93    | 5.94          | 6.93     | 1.58          | 3.05     | 0.22          |
| 300          |          |               |          |               |          |               |          |               |          |               |          |               |          |               | 13.02    | 6.97          | 7.56     | 1.86          | 3.33     | 0.25          |
| 325          |          |               |          |               |          |               |          |               |          |               |          |               |          |               | 14.10    | 8.09          | 8.19     | 2.16          | 3.61     | 0.29          |
| 350          |          |               |          |               |          |               |          |               |          |               |          |               |          |               | 15.19    | 9.27          | 8.82     | 2.47          | 3.89     | 0.34          |
| 375          |          |               |          |               |          |               |          |               |          |               |          |               |          |               | 16.27    | 10.54         | 9.45     | 2.81          | 4.16     | 0.38          |
| 400          |          |               |          |               |          |               |          |               |          |               |          |               |          |               | 17.36    | 11.87         | 10.08    | 3.16          | 4.44     | 0.43          |
| 425          |          |               |          |               |          |               |          |               |          |               |          |               |          |               | 18.44    | 13.28         | 10.71    | 3.54          | 4.72     | 0.48          |
| 450          |          |               |          |               |          |               |          |               |          |               |          |               |          |               | 19.53    | 14.76         | 11.34    | 3.93          | 5.00     | 0.54          |
| 475          |          |               |          |               |          |               |          |               |          |               |          |               |          |               |          |               | 11.97    | 4.35          | 5.28     | 0.59          |
| 500          |          |               |          |               |          |               |          |               |          |               |          |               |          |               |          |               | 12.60    | 4.78          | 5.55     | 0.65          |
| 550          |          |               |          |               |          |               |          |               |          |               |          |               |          |               |          |               | 13.86    | 5.70          | 6.11     | 0.78          |
| 600          |          |               |          |               |          |               |          |               |          |               |          |               |          |               |          |               | 15.12    | 6.70          | 6.66     | 0.91          |



**Toll Free 877-396-1956**  
**Fax 616-396-2040**  
**www.springbrooksupply.com**

# Michigan Sales & Use Tax Certificate of Exemption

Michigan Department of Treasury  
Form 3372 (Rev. 11-09)

## Michigan Sales and Use Tax Certificate of Exemption

**DO NOT send to the Department of Treasury. Certificate must be retained in the Seller's Records.** This certificate is invalid unless all four sections are completed by the purchaser.

### SECTION 1: TYPE OF PURCHASE

One-time purchase.

Order or Invoice Number: \_\_\_\_\_

Blanket certificate.

Expiration Date (maximum of four years): \_\_\_\_\_

Blanket Certificate. Recurring business relationship

The purchaser hereby claims exemption on the purchase of tangible personal property and selected services made from the vendor listed below. This certifies that this claim is based upon the purchaser's proposed use of the items or services, OR the status of the purchaser.

Vendor's Name and Address

### SECTION 2: ITEMS COVERED BY THIS CERTIFICATE

Check one of the following:

1.  All items purchased

2.  Limited to the following items: \_\_\_\_\_

### SECTION 3: BASIS FOR EXEMPTION CLAIM

Check one of the following:

1.  For Resale at Retail. Enter Sales Tax License Number: \_\_\_\_\_

2.  For Lease. Enter Use Tax Registration Number: \_\_\_\_\_

The following exemptions DO NOT require the purchaser to provide a number:

3.  For Resale at wholesale

4.  Agricultural Production. Enter percentage: \_\_\_\_\_%

5.  Industrial Processing. Enter percentage: \_\_\_\_\_%

6.  Church, Government Entity, Nonprofit School, or Nonprofit Hospital (Circle type of organization)

7.  Nonprofit Internal Revenue Code Section 501(c)(3) or 501(c)(4) Exempt Organization (must provide IRS authorized letter with this form)

8.  Nonprofit Organization with an authorized letter issued by the Michigan Department of Treasury prior to June 1994 (must provide copy of letter with this form)

9.  Rolling Stock purchased by an Interstate Motor Carrier

10.  Other (explain): \_\_\_\_\_

### SECTION 4: CERTIFICATION

*I declare, under penalty of perjury, that the information on this certificate is true, that I have consulted the statutes, administrative rules and other sources of law applicable to my exemption, and that I have exercised reasonable care in assuring that my claim of exemption is valid under Michigan law. In the event this claim is disallowed, I accept full responsibility for the payment of tax, penalty and any accrued interest, including, if necessary, reimbursement to the vendor for tax and accrued interest.*

|   |                       |
|---|-----------------------|
| Type of Business (see codes on page 2)        | Business Name         |
| Business Address                              | City, State, ZIP Code |
| Business Telephone Number (include area code) | Name (Print or Type)  |
| Signature and Title                           | Date Signed           |

110



**Toll Free 877-396-1956**  
**Fax 616-396-2040**  
**www.springbrooksupply.com**



# Credit Application



11291 E. Lakewood Blvd. Holland, MI 49424

## Billing Address

Name: \_\_\_\_\_

Address: \_\_\_\_\_

City, State, Zip: \_\_\_\_\_

Phone: \_\_\_\_\_

Fax: \_\_\_\_\_

## Shipping Address

Name: \_\_\_\_\_

Address: \_\_\_\_\_

City, State, Zip: \_\_\_\_\_

Phone: \_\_\_\_\_

Fax: \_\_\_\_\_

## General Information

Type of Business Individual \_\_\_\_\_ Partnership \_\_\_\_\_ Corporation \_\_\_\_\_ State of Incorporation \_\_\_\_\_

Date business started \_\_\_\_\_ Federal Tax

I.D.# \_\_\_\_\_

Number of employees \_\_\_\_\_ Estimated annual sales \_\_\_\_\_

Are you tax exempt? Yes \_\_\_\_\_ No \_\_\_\_\_ (If yes, complete the attached tax exemption form.)

Amount of credit requested \$ \_\_\_\_\_

## Company Officers

Name: \_\_\_\_\_ Title: \_\_\_\_\_

Name: \_\_\_\_\_ Title: \_\_\_\_\_

Authorized Buyers: \_\_\_\_\_ Phone: \_\_\_\_\_

\_\_\_\_\_ Phone: \_\_\_\_\_

Accounts Payable: \_\_\_\_\_ Phone: \_\_\_\_\_

Invoices may be mailed or emailed. **Please indicate your preference.**

Mailing address: \_\_\_\_\_

E-mail address: \_\_\_\_\_

Purchase order required? Yes \_\_\_\_\_ No \_\_\_\_\_



**Toll Free 877-396-1956**  
**Fax 616-396-2040**  
**www.springbrooksupply.com**

# Credit Application

## Business References

To expedite processing of your application, please complete the following section and include Fax number or email. Please do not use common carriers or utilities as references. Thanks you.

Name: \_\_\_\_\_ Attn: \_\_\_\_\_

Address: \_\_\_\_\_

City,State,Zip: \_\_\_\_\_

Fax #: \_\_\_\_\_ E-mail: \_\_\_\_\_

Name: \_\_\_\_\_ Attn: \_\_\_\_\_

Address: \_\_\_\_\_

City,State,Zip: \_\_\_\_\_

Fax #: \_\_\_\_\_ E-mail: \_\_\_\_\_

Name: \_\_\_\_\_ Attn: \_\_\_\_\_

Address: \_\_\_\_\_

City,State,Zip: \_\_\_\_\_

Fax #: \_\_\_\_\_ E-mail: \_\_\_\_\_

## Bank References

Name: \_\_\_\_\_ Contact: \_\_\_\_\_

Address: \_\_\_\_\_

City,State,Zip: \_\_\_\_\_

Phone: \_\_\_\_\_ Fax: \_\_\_\_\_ E-mail: \_\_\_\_\_

## General Terms and Conditions

1. All sums are due net 30 days from date of invoice.
2. Any balance, which is more than 30 days old and is at no fault of Spring Brook Supply, will be subject to a delinquent fee of 1.5% per month until the balance is paid in full. If non-payment should occur, it is understood that the undersigned is responsible for all attorney fees, court costs and collection fees.
3. It is also understood that Spring Brook Supply holds a security interest in any and all goods supplied by Spring Brook Supply until the balance is paid in full.

I agree to comply with the credit terms of Spring Brook Supply and the conditions of sale and will pay any and all penalty charges on past due accounts. I realize these charges are a penalty for payment and not an offering of financing. In the event that attorney fees or other collection expenses are incurred in the collection of my account, I agree to pay all said fees and expenses. I hereby grant permission to those listed as bank and trade references to release information to Spring Brook Supply as required to establish commercial credit.

Signature: \_\_\_\_\_ Title: \_\_\_\_\_

Print or type name: \_\_\_\_\_ Date: \_\_\_\_\_

Must be signed to be valid

Please fax back to 616-396-2040 or scan and email to [accounting@springbrooksupply.com](mailto:accounting@springbrooksupply.com)

## Proud Members of:

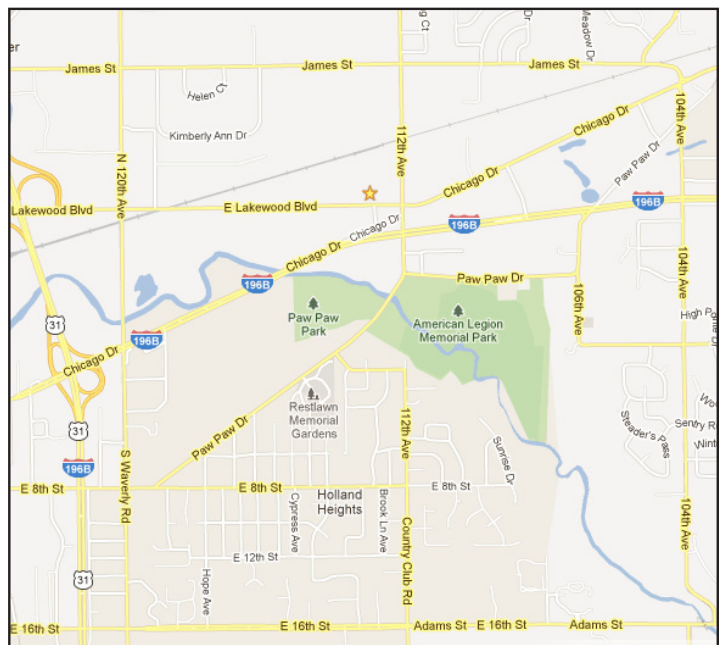


## Visit us at our convenient location

Please come visit us at our Store.  
Conveniently located just 1-1/4  
miles east of US-31 on Lakewood  
Blvd.

### **Spring Brook Supply**

11291 Lakewood Blvd.  
Holland, MI 49424  
616-396-1956 • 877-396-1956  
Fax: 616-396-2040  
info@springbrooksupply.com





**Toll Free 877-396-1956**  
**Fax 616-396-2040**  
**www.springbrooksupply.com**



11291 Lakewood Blvd.  
Holland, MI 49424

**Delivering Quality Products, Dependable Service  
and Customer Satisfaction since 1981.**



[www.springbrooksupply.com](http://www.springbrooksupply.com)