2016 INDIANAPOLIS COLTS
MEDIA GUIDE

WELCOME TO OUR JOBS CREATION PLAN.

OUR REGION'S #1 SBA LENDER[1]

PROUD TO BE THE #1 SBA LENDER IN OUR REGION.

When small businesses thrive, the whole community benefits. That's why, at Huntington, we believe in growing the local economy by supporting small business. Not just because it's the right thing to do, but because we live here too. Ready to invest in your small business? We're here to help. Visit your local Huntington branch or call 1-800-480-2001.

Huntington Welcome.™

[1]Huntington is the #1 SBA 7(a) lender in the region made up of Indiana, Kentucky, Ohio, Michigan, West Virginia and Western PA. Source: U.S. SBA from October 1, 2009 through March 31, 2015. Member FDIC. ® and Huntington® are federally registered service marks of Huntington Bancshares Incorporated. Huntington.® Welcome.™ is a service mark of Huntington Bancshares Incorporated. ©2015 Huntington Bancshares Incorporated. 122286 0912

INDIANAPOLIS COLTS 2016 SCHEDULE

PRESEASON

GAME 1	PRESEASON* Sunday, August 7	**GREEN BAY PACKERS**	**8:00 PM EDT**
GAME 2	PRESEASON Saturday, August 13	at **BUFFALO BILLS**	**7:00 PM EDT**
GAME 3	PRESEASON Saturday, August 20	**BALTIMORE RAVENS**	**7:00 PM EDT**
GAME 4	PRESEASON Saturday, August 27	**PHILADELPHIA EAGLES**	**7:00 PM EDT**
GAME 5	PRESEASON Thursday, September 1	at **CINCINNATI BENGALS**	**7:30 PM EDT**

**Hall of Fame Game*

REGULAR SEASON

GAME 1	Sunday, September 11	**DETROIT LIONS**	**4:25 PM EDT**
GAME 2	Sunday, September 18	at **DENVER BRONCOS**	**4:25 PM EDT**
GAME 3	Sunday, September 25	**SAN DIEGO CHARGERS**	**4:25 PM EDT**
GAME 4	Sunday, October 2	at **JACKSONVILLE JAGUARS**	**9:30 AM EDT**
GAME 5	Sunday, October 9	**CHICAGO BEARS**	**1:00 PM EDT**
GAME 6	Sunday, October 16	at **HOUSTON TEXANS**	**8:30 PM EDT**
GAME 7	Sunday, October 23	at **TENNESSEE TITANS**	**1:00 PM EDT**
GAME 8	Sunday, October 30	**KANSAS CITY CHIEFS**	**1:00 PM EDT**
GAME 9	Sunday, November 6	at **GREEN BAY PACKERS**	**4:25 PM EST**
BYE WEEK			
GAME 10	Sunday, November 20	**TENNESSEE TITANS**	**1:00 PM EST**
GAME 11	Thursday, November 24	**PITTSBURGH STEELERS**	**8:30 PM EST**
GAME 12	Monday, December 5	at **NEW YORK JETS**	**8:30 PM EST**
GAME 13	Sunday, December 11	**HOUSTON TEXANS**	**1:00 PM EST**
GAME 14	Sunday, December 18	at **MINNESOTA VIKINGS**	**1:00 PM EST**
GAME 15	Saturday, December 24	at **OAKLAND RAIDERS**	**4:05 PM EST**
GAME 16	Sunday, January 1	**JACKSONVILLE JAGUARS**	**1:00 PM EST**

INDEX

All-Time Series Records..... 491-498
Biographies:
Administration 6-14
Irsay, Jim..... 6-7
Irsay-Gordon, Carlie 8
Foyt, Casey..... 8
Jackson, Kalen..... 8
Grigson, Ryan..... 9-12
Ward, Pete 13
Emerson, Dan..... 13
Luther, Dan..... 14
Humphrey, Kurt 14
Coaching Staff 16-49
Football Operations..... 52-64
Business Operations 66-72
Veteran Players 74-233
Rookies..... 234-261
Colts In The Community..... 500-514
Colts Staff Listing..... 2-3
Colts Coaching History..... 20-21
History Of The Colts..... 296-359
Hall Of Fame Colts 302-305
Indianapolis Colts
Ring of Honor 306-308
Retired Colts Jerseys..... 309
Postseason Games..... 310-317
All-Time Honors 318-327
Alumni..... 328-339
All-Time Jersey Numbers ... 340-343
Draft History..... 344-353
Free Agency History..... 354-356
Attendance..... 357-358
Overtime History 358-359
Lucas Oil Stadium Facts..... 4
NFL Preseason Schedule..... 509
NFL Regular Season Schedule.. 510-513
Preseason Results..... 487-490
Records..... 362-498
Individual..... 362-386
Team..... 387-399
Playoffs 400-411
Top Performers..... 412-416
Year-By-Year Leaders..... 417-421
Year-By-Year Rankings..... 422-423
Year-By-Year Statistics 424-486
Rosters 262-263
Season In Review..... 266-294
Team Statistics 266-267, 286
Game Summaries..... 268-283
Player Participation..... 284
Starting Lineups..... 285
Individual Statistics 287-293

The Colts logo and the name Indianapolis Colts are trademarks of the Indianapolis Colts, Inc.
INDIANAPOLIS COLTS • P.O. Box 535000 • Indianapolis, IN 46253
(317) 297-2658 – Switchboard • (317) 297-7000 – Ticket Office • (317) 297-8971 – Fax • (317) 388-0982 – PR Fax
www.colts.com • media.colts.com

The 2016 media guide was compiled by Avis Roper, Matt Conti, Christian Edwards, Pam Humphrey and Bob Lamey. The layout and cover design of this Media Guide was handled by Birddog Design, Brad Walters and Sherard Allen. The media guide is meant to serve as an information source for the media and NFL fans. Information contained herein was compiled by current and previous Colts public relations staffs. Editorial assistance was provided by Craig Kelley, Terry Musolf, John (Utah) Turney, Joe Cronin, Joe Horrigan and the Elias Sports Bureau. Printing by Harding Poorman Group. Photographs by Matt Bowen, Don Larson, A.J. Macht, the Pro Football Hall of Fame, Walt Thomas and through the club's archives.

INDIANAPOLIS COLTS STAFF

ADMINISTRATION

James Irsay, *Owner and CEO*
Carlie Irsay-Gordon, *Vice Chair/Owner*
Casey Foyt, *Vice Chair/Owner*
Kalen Jackson, *Vice Chair/Owner*
Ryan Grigson, *General Manager*
Pete Ward, *Chief Operating Officer*
Dan Emerson, *Chief Legal Officer*
Kurt Humphrey, *Chief Financial Officer*
Dan Luther, *Special Counsel*

COACHING STAFF

Chuck Pagano, *Head Coach*
Rob Chudzinski, *Offensive Coordinator*
Ted Monachino, *Defensive Coordinator*
Tom McMahon, *Special Teams Coordinator*
Tim Berbenich, *Offensive Assistant/Assistant Quarterbacks Coach*
Maurice Drayton, *Assistant Special Teams Coach*
Gary Emanuel, *Defensive Line Coach*
Joe Gilbert, *Assistant Offensive Line Coach*
Frank Giufre, *Offensive Quality Control Coach*
Jim Herrmann, *Linebackers Coach*
Jim Hostler, *Tight Ends Coach*
Richard Howell, *Assistant Strength and Conditioning Coach*
Lee Hull, *Wide Receivers Coach*
Darren Krein, *Head Strength and Conditioning Coach*
Joe Philbin, *Assistant Head Coach/Offensive Line*
Brian Schottenheimer, *Quarterbacks Coach*
Jemal Singleton, *Running Backs Coach*
Shawn Terlecky, *Defensive Quality Control Coach*
Brad White, *Outside Linebackers Coach*
Greg Williams, *Defensive Backs Coach*
Quadrian Banks, *Conditioning/Performance Analyst*
Jeff Popovich, *Assistant to the Head Coach*

FOOTBALL OPERATIONS

Jimmy Raye III, *Vice President of Football Operations*
Mike Bluem, *Director of Football Administration*
T.J. McCreight, *Director of College Scouting*
Kevin Rogers, *Director of Pro Personnel*
Todd Vasvari, *Senior Player Personnel Scout*
Jon Shaw, *Pro Scout/Special Projects*
Brandon Brown, *Advance Scout*
Joey Elliott, *Pro Scout*
Matt Terpening, *Assistant Director of College Scouting*
Dave Razzano, *Senior Scout*
Chad Henry, *East Regional Scout*
Mike Derice, *Area Scout*
Byron Lusby, *Area Scout*
Jamie Moore, *Area Scout*
Ahmad Russell, *Area Scout*
Chris McGaha, *NFS Scout*
Brent Caprio, *Scouting Assistant*
Anthony Foyt IV, *Scouting Assistant*
Mike Lacy, *Scouting Assistant*
Jeff Brown, *Director of Operations*
David Thornton, *Director of Player Engagement*
John Park, *Football Research/Analytics*
Lisa Andrzejewski, *Assistant to the General Manager*
Debbie Finn, *Assistant to the Vice President of Football Operations & Chief Legal Officer*
Tyler Hughes, *Personnel Assistant*

EQUIPMENT
Jon Scott, *Vice President of Equipment Operations*
Sean Sullivan, *Equipment Manager*
Mike Mays, *Assistant Equipment Manager*
Brian Seabrooks, *Assistant Equipment Manager*

VIDEO
Erik Kunttu, *Video Director*
John Starliper, *Assistant Video Director*
Brandon Proffitt, *Assistant to the Video Director*

MEDICAL STAFF
Dave Hammer, *Head Athletic Trainer*
Erin Barill, *Director of Rehabilitation*
Dave Walston, *Assistant Athletic Trainer*
Kyle Davis, *Assistant Athletic Trainer*
Kellen Norris, *Assistant Athletic Trainer*
Arthur C. Rettig, MD, *Orthopedic Surgeon*
Gary Misamore, MD, *Orthopedic Surgeon*
Tom Klootwyk, MD, *Orthopedic Surgeon*
Dave Porter, MD, *Orthopedic Surgeon*
Terry Horner, MD, *Neurosurgeon*
Hank Feuer, MD, *Neurosurgeon*
Doug Robertson, MD, *Physician*
Thurman Alvey, DO, *Physician*
Marcus McCray, *Team Chiropractor*

FINANCE
Stacy Johns, *Vice President of Finance and Human Resources*
Tina McKnight, *Accounting/Payroll Assistant*
Jaci Turner, *Staff Accountant*
Jenny Ryan, *Accounting Assistant*

PUBLIC RELATIONS
Avis Roper, *Senior Director of Communications*
Matt Conti, *Assistant Director of Communications*
Christian Edwards, *Public Relations Assistant*
Pamela Humphrey, *Public Relations Coordinator*
Bob Lamey, *Voice of the Colts*
Kevin Bowen, *Colts.com Writer*

TICKET OPERATIONS AND GUEST SERVICES
Larry Hall, *Vice President of Ticket Operations/Guest Services*
Bob Parenteau, *Director of Ticket Operations*
Jamil Stafford, *Assistant Director of Ticket Operations*
Megan Oldham, *Customer Service Manager*
Taylor Pulliam, *Customer Relationship Representative*
Jacob Romine, *Customer Relationship Representative*

INFORMATION SYSTEMS
Ryan Fannin, *Director of Football Information Systems*
Joe McCurdy, *Network Administrator*
John Speer, *Systems Analyst*
Doug Snelling, *Systems Analyst*

CORPORATE SALES
Matt Godbout, *Senior Vice President of Business Development*
Brad Beery, *Sponsorship Sales Account Manager*
Brian Healey, *Sponsorship Sales Account Manager*
Ryan Lobsiger, *Sponsorship Sales Account Manager*
Rob Louthain, *Sponsorship Sales Account Manager*
Jim Matis, *Sponsorship Sales Account Manager*
Andy Schwartz, *Sponsorship Sales Account Manager*
Lindsay Catavolos, *Manager of Partnership Activation*
Janelle Davenport, *Partnership Coordinator*
Julia Pohlman, *Partnership Coordinator*
Laura Porter, *Partnership Coordinator*
Jett Branham, *Partnership Coordinator*
Susie Peters, *Assistant to the Senior Vice President of Business Development*

MARKETING/COMMUNITY RELATIONS
Stephanie Pemberton, *Senior Director of Marketing*
Joe Fonderoli, *Director of Events*
Stephanie Cassel, *Community Relations Manager*
Ashley Powell, *Marketing Coordinator*
Chelsea Durham, *Marketing Assistant*
Kelly Tilley, *Cheerleader Manager*
Anna King, *Youth Cheer Coordinator*
Trey Mock, *Mascot Program Coordinator*
Lydia Stiehl, *Mascot Assistant*
Mike Prior, *Youth Football Commissioner*
Phil Andrews, *Youth Football & Alumni Relations Coordinator*
Amy Waymire, *Community Relations Assistant*
Kelsey Rowles, *Community Relations Assistant*
Sherard Allen, *Graphic Designer*
Megan Magiera, *Graphic Designer*

PRODUCTION
Joe Stoll, *Director of Production*
Chris Buckley, *Video Engineer*
Mike Stevens, *Studio Manager*
Matt Taylor, *Manager of Radio Production*
Kevin Conners, *Producer/Videographer*
Matt Wilkening, *Producer/Videographer*
Derek Wolfe, *Video/Broadcast Graphic Designer*
Matt Bowen, *Team Photographer*

COLTS.COM
Dan Plumlee, *Director of Digital Platforms*
Daron Williams, *Digital Communications Manager*
Maureen Williams, *Community Manager*
Amber Derrow, *Social Media Coordinator*

PREMIUM SEATING AND TICKET SALES
Greg Hylton, *Vice President of Premium Seating and Ticket Sales*
Kip Brownfield, *Senior Director of Ticket Sales*
Amy Davis, *Premium Seating Services Manager*
Hannah Glaser, *Ticket Sales Account Manager*
Jody Henton, *Premium Seating and Ticket Sales Coordinator*

FRONT OFFICE STAFF
Kristi Dorman, *Executive Assistant to the Owner*
Traci Morgan, *Assistant to the Chief Operating Officer*
Brittany Snelling, *Assistant to the Vice Chair/Owner*
David Liptak, *Executive Assistant*
Mark Feeser, *Executive Assistant*
Chris McKinney, *Curator-Rare Guitars/Collectibles*
Heidi Klene, *Travel Consultant*
Doug Melton, *Office Assistant*
Alyssa Monka, *Receptionist*
Abby Zeedyk, *Administrative Assistant*

FACILITIES
Troy Glendenning, *Director of Facilities and Grounds*
Chad Gray, *Director of Security*
Chris Anderson, *Facilities Manager*
Joe Atkins, *Building/Grounds Assistant*
Eric Boling, *Building/Grounds Assistant*
Edward Hayes, *Pavilion Coordinator*
Steve Randall, *Team Security*
James Smith, *Team Security*
Danny Thompson, *Building/Grounds Assistant*
Darrell Chandler, *Grounds and Maintenance*

LUCAS OIL STADIUM

LUCAS OIL STADIUM FACTS

Capacity:
63,000

Square feet:
1.8 million

Levels:
7

Number of suites:
142

Number of concession stands:
148

Number of escalators/elevators:
14/11

Kind of retractable roof:
SuperFrame Structural System

Square feet opening area on retractable roof:
176,400

Approximate time for the roof to open and close:
9-11 minutes

Pieces of exterior glass:
9,100

Tons of steel:
16,000

Size of north windows:
Six panels, 88' tall and 244' wide

COLTS ALL-TIME ROOF/WINDOW RECORD

ROOF OPEN & WINDOW OPEN: 13 games (7-6)
ROOF OPEN & WINDOW CLOSED: 8 games (8-0)
ROOF CLOSED & WINDOW OPEN: 3 games (0-3)
ROOF & WINDOW CLOSED: 40 games (29-11)

YEAR-BY-YEAR ROOF/WINDOW RECORD

2015	9/21	New York Jets	L, 7-20 (Roof Closed/Window Open)
	10/4	Jacksonville	W, 16-13 (Roof/Window Open)
	10/18	New England	L, 27-34 (Roof/Window Closed)
	10/25	New Orleans	L, 21-27 (Roof/Window Open)
	11/8	Denver	W, 27-24 (Roof Open/Window Closed)
	11/29	Tampa Bay	W, 25-12 (Roof/Window Closed)
	12/20	Houston	L, 10-16 (Roof/Window Closed)
	1/3	Tennessee	W, 30-24 (Roof/Window Closed)
2014	9/15	Philadelphia	L, 27-30 (Roof/Window Closed)
	9/28	Tennessee	W, 41-17 (Roof/Window Open)
	10/5	Baltimore	W, 20-13 (Roof Open/Window Closed)
	10/19	Cincinnati	W, 27-0 (Roof Open/Window Closed)
	11/16	New England	L, 20-42 (Roof/Window Closed)
	11/23	Jacksonville	W, 23-3 (Roof/Window Closed)
	11/30	Washington	W, 49-27 (Roof/Window Closed)
	12/14	Houston	W, 17-10 (Roof/Window Closed)
2013	9/8	Oakland	W, 21-17 (Roof/Window Closed)
	9/15	Miami	L, 20-24 (Roof/Window Open)
	10/6	Seattle	W, 34-28 (Roof/Window Closed)
	10/20	Denver	W, 39-33 (Roof/Window Open)
	11/10	St. Louis	L, 8-38 (Roof/Window Closed)
	12/1	Tennessee	W, 22-14 (Roof/Window Closed)
	12/15	Houston	W, 25-3 (Roof/Window Closed)
	12/29	Jacksonville	W, 30-10 (Roof/Window Closed)
2012	9/16	Minnesota	W, 23-20 (Roof/Window Open)
	9/23	Jacksonville	L, 17-22 (Roof/Window Open)
	10/7	Green Bay	W, 30-27 (Roof/Window Closed)
	10/21	Cleveland	W, 17-13 (Roof/Window Open)
	11/4	Miami	W, 23-20 (Roof/Window Closed)
	11/25	Buffalo	W, 20-13 (Roof/Window Closed)
	12/9	Tennessee	W, 27-23 (Roof/Window Closed)
	12/30	Houston	W, 28-16 (Roof/Window Closed)
2011	9/18	Cleveland	L, 19-27 (Roof Closed/Window Open)
	9/25	Pittsburgh	L, 20-23 (Roof/Window Closed)
	10/9	Kansas City	L, 24-28 (Roof/Window Open)
	11/6	Atlanta	L, 7-31 (Roof/Window Open)
	11/13	Jacksonville	L, 3-17 (Roof Closed/Window Open)
	11/27	Carolina	L, 19-27 (Roof/Window Closed)
	12/18	Tennessee	W, 27-13 (Roof/Window Closed)
	12/22	Houston	W, 19-16 (Roof/Window Closed)
2010	9/19	New York Giants	W, 38-14 (Roof Open/Window Closed)
	10/10	Kansas City	W, 19-9 (Roof/Window Closed)
	11/1	Houston	W, 30-17 (Roof/Window Closed)
	11/14	Cincinnati	W, 23-17 (Roof/Window Closed)
	11/28	San Diego	L, 14-36 (Roof/Window Closed)
	12/5	Dallas	L, 35-38 OT (Roof/Window Closed)
	12/19	Jacksonville	W, 34-24 (Roof/Window Closed)
	1/2	Tennessee	W, 23-20 (Roof/Window Closed)
2009	9/13	Jacksonville	W, 14-12 (Roof/Window Open)
	10/4	Seattle	W, 34-17 (Roof Open/Window Closed)
	11/1	San Francisco	W, 18-14 (Roof Open/Window Closed)
	11/8	Houston	W, 20-17 (Roof Open/Window Closed)
	11/15	New England	W, 35-34 (Roof/Window Closed)
	12/6	Tennessee	W, 27-17 (Roof/Window Closed)
	12/13	Denver	W, 28-16 (Roof/Window Closed)
	12/27	New York Jets	L, 15-29 (Roof/Window Closed)
2008	9/7	Chicago	L, 13-29 (Roof/Window Open)
	9/21	Jacksonville	L, 21-23 (Roof/Window Closed)
	10/12	Baltimore	W, 31-3 (Roof/Window Open)
	11/2	New England	W, 18-15 (Roof Open/Window Closed)
	11/16	Houston	W, 33-27 (Roof/Window Closed)
	12/7	Cincinnati	W, 35-3 (Roof/Window Closed)
	12/14	Detroit	W, 31-21 (Roof/Window Closed)
	12/28	Tennessee	W, 23-0 (Roof/Window Closed)

ADMINISTRATION

JIM **IRSAY**

OWNER & CHIEF EXECUTIVE OFFICER
YEARS IN THE NFL: 45 Years
COLLEGE: Southern Methodist University

Owner & CEO Jim Irsay enters his 45th season with the Indianapolis Colts as the figurehead of one of the most storied franchises in the National Football League. Irsay and his family have dedicated their lives to the Colts all the while supporting numerous philanthropic endeavors throughout the City of Indianapolis and the state. Irsay has never wavered from the history, legacy and tradition of the franchise. Winning has always taken precedence as he continues to provide the necessary resources to help the franchise achieve a fifth world championship.

The Colts have witnessed unparalleled success since Irsay became the team's owner in 1997. Indianapolis has compiled 14 winning seasons, 10 division championships, two Super Bowl appearances and the team's fourth world championship with a victory in Super Bowl XLI. The team's 168-88 regular season record dating back to 2000 ranks second in the NFL. From 2000-09, the Colts produced 115 regular season wins, the most in a decade for any NFL club. Indianapolis also set an NFL record with 23-consecutive wins from 2008-09. Over the span of four seasons (2012-15), the Colts won 16 consecutive games within the AFC South Division, which set an NFL record.

Irsay grew up with the Colts. His father, Robert, acquired the team when Jim was 13 years old. There's sincere sentiment when Irsay talks about those years of living with the team during summer camp, watching every game and riding the team bus. After he graduated from Southern Methodist University with a degree in broadcast journalism, he joined the franchise and worked in virtually every area, from ticket sales to public relations to football operations. When the Colts arrived in Indianapolis in 1984, Irsay was named general manager, the youngest to ever hold that job at age 24.

As other NFL teams have learned, it's not easy to sustain a winning franchise. Despite the fact that the Colts made it to a Super Bowl during the 2009 season, the team suffered a tumultuous campaign two years later in which Indianapolis posted a 2-14 record. Irsay made two crucial hires to regain the organization's prominence. General Manager Ryan Grigson and Head Coach Chuck Pagano were both inked in January of 2012 and brought a wealth of experience and knowledge that led to three consecutive 11-5 seasons and playoff appearances from 2012-14. In 2014, the Colts earned another division title while posting a perfect 6-0 record against AFC South foes for the second straight year. The season was capped with an appearance in the AFC Championship Game, the team's first since 2009.

As the Colts approached the 2012 campaign, Grigson and Pagano built a team led by the No. 1 overall draft pick, Stanford quarterback Andrew Luck. With new talent from the draft and free agency combined with record-setting veterans, the Colts were ready to show fans a new level of play and energy.

What no one expected was the news that broke just three games into the regular season. Coach Pagano had been diagnosed with leukemia and was undergoing treatment at the IU Simon Cancer Center. The team, community and country rallied behind Coach Pagano and his eventual return to the field in the regular season finale. The Colts used Coach Pagano as motivation and extended the season for his return by reaching the playoffs. The nine-win improvement from the 2011 season is tied for the third-best in NFL history.

The Colts took a regimented and detailed approach to building the roster through free agency and the NFL

Owner & CEO Jim Irsay (left) with Head Coach Chuck Pagano (middle) and General Manager Ryan Grigson (right).

Draft during the 2016 offseason. In free agency, the team was patient and acquired young veterans with a bevy of upside. The Colts then improved in the trenches via the draft as five of the eight selections focused on the offensive and defensive line. Specifically, four picks were made on the offensive line, including first-rounder, center Ryan Kelly.

This year marks the team's ninth season at Lucas Oil Stadium, one of America's finest sports venues and winner of numerous accolades and awards. All eyes were focused on the City of Indianapolis and the stadium when Super Bowl XLVI came to town. Largely regarded as one of the most successful Super Bowls ever, the event generated hundreds of millions of dollars in economic impact, not to mention the worldwide exposure for the city and state.

A hallmark of Jim Irsay's tenure of stewardship was the 2006 season, when the Indianapolis Colts won Super Bowl XLI with a 29-17 victory over Chicago. Following its triumphant title return, the team was welcomed by a raucous crowd lining downtown streets and filling the RCA Dome. Irsay responded by sending the Lombardi Trophy on a tour throughout Indiana. The 50-stop, 3,130-mile tour gave fans an opportunity to see, touch and have pictures taken with the trophy. That fall, he created a once-in-a-lifetime opportunity for fans to compete for one-of-five authentic Super Bowl rings. The effort raised more than $225,000 for charity and entertained thousands who witnessed the 10 finalists take their chance to pick one-of-five treasure chests that contained a ring inscribed with, "Colts Fan."

A strong advocate of the NFL's history, tradition and principles, Irsay is an actively participating owner. He chairs the League's Legislative Committee and serves on both the Finance Committee and the Super Bowl Advisory Committee. He also has served on the Executive Committee of the Management Council and the Pro-College Relations Committee. Additionally, Irsay was a member of the Realignment Working Group and the Working Club Executive Committee that authored the NFL's Collective Bargaining Agreement in 1993.

Irsay oversees the team's extensive contributions program. In their home city and state, the Irsay family is active in supporting programs that address health and wellness, community development, cancer research and the arts. In 2016, the Irsay family donated $250,000 to the Indiana University Simon Cancer Center in support of Coach Pagano's CHUCKSTRONG campaign for cancer research.

Although football has been the focus of Irsay's professional life, he is also a music aficionado who collects rare guitars including, Les Paul's 1954 Gibson "Black Beauty," Jerry Garcia's "Tiger," the Fender Stratocaster that Bob Dylan played at the 1965 Newport Folk Festival, Prince's "Yellow Cloud" and one of George Harrison's personal guitars. He is also an Americana fan who collects rare historical documents, including Jack Kerouac's original manuscript of *On the Road*.

Irsay has three daughters, Carlie Irsay-Gordon, Casey Foyt and Kalen Jackson, as well as six grandchildren. All three daughters represent the next generation of ownership for the Indianapolis Colts as each was promoted to the position of vice chair/owner in March of 2012.

In reflecting on the organization, Jim Irsay says, "I could not be prouder of our franchise. Both the football side and the front office have never worked better together. Our fans, far and near, will witness and enjoy many years of success on and off the field. We have the best fans in the NFL and our goal is to continue our position as one of the most consistently 'best' teams in the league."

Owner & CEO Jim Irsay hoists the Lombardi Trophy following the Colts Super Bowl XLI victory over the Chicago Bears.



CARLIE **IRSAY-GORDON**

Vice Chair/Owner

Carlie Irsay-Gordon is in her fifth season as vice chair/owner. She joined the Colts as vice president in July of 2008 and, along with sisters Casey and Kalen, represents the next generation of ownership for the club. Raised in and around the Colts organization, Carlie interned with the Colts in the football and marketing departments while pursuing her undergraduate degree. She also has represented the team at NFL Owners Meetings since 2004. Carlie graduated with a bachelor's degree in religious studies with a minor in geoscience from Skidmore College in 2005. She resides in Indianapolis with her husband, Zach Gordon, and three children.



CASEY **FOYT**

Vice Chair/Owner

Entering her fifth season as vice chair/owner, Casey Foyt represents the next generation of ownership for the Indianapolis Colts along with her sisters Carlie and Kalen. She graduated from Indiana University with a degree in sports marketing. Following graduation, Casey worked for the NFL in London, England, planning the first regular season NFL game played outside North America, as well as special events associated with the game. The game was played in October of 2007 and featured the Giants and the Dolphins playing in Wembley Stadium. She joined the Colts in May of 2007 and focuses her energy on marketing and community relations. Casey helped revitalize the Colts Women's Organization and planned the group's first major fundraiser in 2007. She has been attending NFL Owners Meetings as she becomes more knowledgeable in all aspects of the league and the Colts franchise. Outside of football, Casey is president of Huddles Frozen Yogurt, Inc. Casey and her husband, Anthony J. Foyt, IV, reside in Indianapolis with their sons, Anthony Joseph Foyt, V, Lockey James and Waylon Briggs.



KALEN **JACKSON**

Vice Chair/Owner

Kalen Jackson is entering her fifth season as vice chair/owner. She joined the team in June of 2010 as vice president and, along with sisters Carlie and Casey, represents the next generation of Colts ownership. Like her sisters, Kalen grew up with the Colts organization as a significant part of her life since birth. She graduated with honors in 2010 from Indiana University's School of Health, Physical Education and Recreation with a bachelor's degree in sports management and marketing, making the dean's list three semesters. On a daily basis, Kalen is involved in corporate sales and community outreach programs, and currently serves on the board of the United Way of Central Indiana. She is president of the Indianapolis Colts Women's Organization and has also represented the team at NFL Owners Meetings. Kalen was born and resides in Indianapolis with her husband, Boyd Jackson.

RYAN **GRIGSON**

GENERAL MANAGER
JOINED COLTS: 2012
YEARS IN THE NFL: 18 years
COLLEGE: Purdue
HOMETOWN: Highland, IN

As general manager of the Indianapolis Colts, Ryan Grigson has sustained the team's legacy as one of the most competitive in the NFL. Since arriving in 2012, Grigson's meticulous approach to assembling teams has netted 44 wins (regular and postseason), three playoff appearances and two AFC South Division titles. Boosted by three consecutive 11-5 campaigns from 2012-14, the club's win total over the last four seasons ranks tied for fourth in the league. Grigson became the first general manager in franchise history to have teams reach the playoffs in each of his first three seasons at the helm, which included a 2014 AFC Championship Game appearance. In 2015, the Colts established an NFL record for the longest winning streak against any division in the league with their 16th consecutive victory over an AFC South opponent. The record surpassed the previous mark of 15, which was held by the 1972-73 Miami Dolphins against the AFC East. Last season's team also featured an eight-man NFL Draft class with each player seeing game action. Four of those draft picks combined to start 31 games.

Grigson has implemented an aggressive approach to building the roster, which has netted significant results. In his first year as general manager, he overturned 70 percent of the roster as Indianapolis produced a nine-win turnaround, tied for the third-largest in league history. That season, Grigson earned Executive of the Year honors from the Pro Football Writers of America and *The Sporting News* becoming just the third general manager in team history to receive the award. Dating back to his first year, Grigson has conducted 23 trades, signed 26 unrestricted free agents from other teams and selected 38 players in the NFL Draft making him one of the more active general managers in the NFL. Arguably, his most significant trade came on August 26, 2012 when he dealt a second round draft selection to the Miami Dolphins for cornerback Vontae Davis. In four seasons with the Colts, Davis has led the team with 53 passes defensed while adding 12 interceptions. He has been voted to the Pro Bowl in each of the last two seasons.

Known for finding talent outside of traditional measures, Grigson has signed numerous players that have contributed to the team from the Canadian Football League, Arena Football League, Indoor Football League, United Football League, Fall Experimental Football League and NCAA basketball. His search has also yielded talent from different continents.

Grigson has capitalized on his free agent signings, trade acquisitions and draft selections. Eighteen unrestricted free agents from other teams have started games while seven draft picks have become starters, including DE-Henry Anderson, TE-Dwayne Allen, WR-T.Y. Hilton, QB-Andrew Luck, T/G-Jack Mewhort, WR-Donte Moncrief and DT-David Parry. Additionally, three other draft picks on the team have started games, including S-Clayton Geathers, T-Denzelle Good and G-Hugh Thornton.

This offseason, Grigson and the Colts were strategic with their approach to free agency.

The team re-signed proven veterans in Allen, TE-Jack Doyle and K-Adam Vinatieri in addition to filling immediate needs while building depth. Indianapolis signed CB-Patrick Robinson to start alongside Davis. In six seasons, Robinson has totaled 234 tackles, 54 passes defensed and 10 interceptions. The Colts added RB-Robert Turbin and RB-Jordan Todman to compete behind RB-Frank Gore. The two have played in a combined 102 contests (10 postseason) as Turbin has totaled 1,127 yards and one touchdown backing up five-time Pro Bowler Marshawn Lynch. Indianapolis also signed QB-Scott Tolzien to start behind Andrew Luck. Tolzien, a six-year veteran, spent the last three seasons in Green Bay as Aaron Rodgers' backup.

Five of Grigson's eight selections in the 2016 NFL Draft focused on the trenches, specifically the offensive line with four picks. With their first round pick (18th overall), the Colts selected C-Ryan Kelly who started 36-of-46 career games at the University of Alabama. He helped lead the Crimson Tide to three National Championships (2011, 2012 and 2015) and was the recipient of the Rimington Trophy, given annually to the nation's top center. Grigson also added depth to the offensive line with the selections of T-Le'Raven Clark (third round, 82nd overall), T-Joe Haeg (fifth round, 155th overall) and C-Austin Blythe (seventh round, 248th overall). All four draft picks on the offensive line served as team captains at their respective schools.

With the team's second round selection (57th overall), Grigson selected S-T.J. Green from Clemson. Green posted the fourth-fastest 40-yard dash time (first among safeties) at the 2016 NFL Combine with a 4.34 mark. Last year with the Tigers, Green ranked third on the team with 130 tackles as Clemson reached the 2016 College Football Playoff National Championship Game. Grigson strengthened the defense with the selections of DT-Hassan Ridgeway (fourth round, 116th overall), ILB-Antonio Morrison (fourth round, 125th overall) and OLB-Trevor Bates (seventh round, 239th overall). The eight-player draft class combined to start in 303 career collegiate games.

The 2016 draft class has the potential to match the success of the 2015 class, which saw all eight members combined to play in 69 contests (31 starts). Parry started all 16 games at nose tackle and was one of only two rookie defensive linemen to accomplish that feat last season. Anderson (nine games), Good (four games) and Geathers (two games) also earned starts for the Colts as well.

In 2015, Indianapolis set an NFL record after posting its 16th consecutive win against an AFC South Division opponent following a Week 5 victory at Houston. Since Grigson began his regime in 2012, the Colts 20-4 record within their own division is the second-best mark in the NFL. The climax of the season came with a Week 9 victory against the unbeaten and eventual Super Bowl champion Denver Broncos at Lucas Oil Stadium. The win came at a price however as Luck suffered a season-ending injury. Grigson and the Colts would sign four quarterbacks to the active roster for the remaining seven games as injuries continued to plague the position. Indianapolis went on to lead the league with six wins by reserve quarterbacks under center. That included an impressive victory in the season finale against Tennessee, which featured QB-Josh Freeman and QB-Ryan Lindley who both contributed after entering the game with three days of practice each.

The 2014 Colts featured the league's No. 3 overall offense (406.6 ypg.) and No. 6 scoring offense (28.6

ppg.), the highest rankings for the club since 2006 and 2010 respectively. Indianapolis won two playoff games and advanced to the AFC Championship for the first time since 2009. For the second consecutive year, the Colts finished 6-0 against the AFC South Division. Seven members of the team were selected to the Pro Bowl, all of which Grigson was responsible for drafting, trading for or signing/re-signing via free agency (S-Mike Adams, Davis, Hilton, ILB-D'Qwell Jackson, Luck, P-Pat McAfee and Vinatieri). Luck set a franchise record for the most passing yards in a single season (4,761) and led the NFL with 40 touchdown passes. He became just the fifth quarterback since 1970 to record 30-plus victories (33) in the first three seasons of a career, and his 12,957 passing yards are the most of any NFL player in his first three seasons in league history.

In 2013, the Colts posted their second consecutive 11-5 campaign while reaching the AFC Divisional Playoffs. The team clinched their eighth division title since 2002 and became the first team to finish a season with the least amount of turnovers and penalties since the Kansas City Chiefs in 2002. The ability for the Colts to pull together to overcome any obstacle was never more prevalent than their historic 45-44 AFC Wild Card win over the Chiefs. After being down 28 points in the third quarter, the Colts rallied to post the second largest comeback in NFL playoff history.

The team's astonishing turnaround in 2012 did not come without its fair share of adversity. Grigson was faced with the hurdle of leading an organization through the unchartered waters of being without their head coach, Chuck Pagano, for 12 weeks during the regular season as he battled leukemia. Rallying around their ailing coach, and under Interim Head Coach Bruce Arians, the Colts won nine of their last 11 games to finish second in the AFC South and earn the AFC's fifth playoff seed. Indianapolis was just the third NFL team to make the playoffs one year after going 2-14 or worse and became the fourth team to win at least 10 games after a season of two-or-fewer victories.

The 2016 season begins Grigson's 18th year in an NFL front office. He joined the Colts after completing two seasons as director of player personnel for the Philadelphia Eagles. Grigson was promoted to the role in 2010 after serving the four previous seasons as the team's director of college scouting. His first position with the Eagles came as a western regional scout from 2004-05. Philadelphia earned a 75-52-1 regular season record during Grigson's tenure, making the playoffs five times in eight seasons. Four times the Eagles won 10-or-more games, while winning three NFC East titles, making two conference championship game appearances and reaching Super Bowl XXXIX.

Grigson began his NFL front office career in 1999 as a national scout with St. Louis. The Rams won Super

Bowl XXXIV in his first season and then appeared in Super Bowl XXXVI two years later. St. Louis compiled a 56-24 regular season record during Grigson's stint with the team, making the playoffs four times in five seasons. Four times the Rams won 10-or-more games, while winning three NFC West titles and capturing two conference championship games.

In addition to his extensive NFL front office career, Grigson has a diverse background with experience in the Canadian Football League and the Arena Football League that has helped foster his innovative approach to talent acquisition. Grigson served as a pro scout with the Saskatchewan Roughriders of the CFL in 1998, supplementing that time as an assistant coach at McPherson College. In 1999, he joined the Buffalo Destroyers of the AFL as a player personnel coordinator/assistant coach.

Grigson was drafted by the Cincinnati Bengals as an offensive tackle in the sixth round (175th overall) of the 1995 NFL Draft. He was released by the Bengals in training camp and was claimed off waivers by the Detroit Lions where he spent the majority of the season on the active roster before being placed on Injured Reserve. After a brief stint in the CFL, Grigson retired due to back injuries.

An Indiana native, Grigson played at Highland High School, earning all-state and all-conference honors as a senior offensive lineman. He then attended Purdue from 1990-94. Grigson competed as a tight end during his freshman season before moving to tackle as a sophomore, where he remained for the duration of his

career. He started five games his sophomore season before a life threatening injury against Minnesota ended his year. A blow to his abdomen resulted in pancreatitis, kidney failure and pneumonia. Following a five-week hospital stay, Grigson returned to start 10-of-11 appearances as a junior. As a senior, he was elected a team captain and started all 11 games.

The 2016 campaign will mark Grigson's third year on the National Football Scouting Board of Directors, the entity that directly oversees the NFL Scouting Combine each season in Indianapolis. He is also a member of the newly formed National Invitational Camp Review Committee. Joining other club executives and league officials, Grigson and the committee will review all aspects of the NFL Combine and oversee its continued growth.

Grigson will serve his fourth season on the College Relations Advisory Committee, which governs the management of the NFL's relationship to the NCAA and its member institutions and the NFL General Manager Advisory Committee. Both groups serve as an extension to the NFL Competition Committee and provide feedback to the NFL's football operations department.

Grigson will also spend his fourth season on the Bill Walsh NFL Minority Coaching Fellowship Advisory Council whose objective is to use NFL training camps, offseason workout programs and mini-camps to give talented minority coaches the opportunity to observe, participate and gain experience toward the objective of obtaining a full-time NFL coaching position.

Along with his Executive of the Year accolades following the 2012 campaign, Grigson was also honored with the Drew Brees Mental Toughness Award by the National Football Foundation in June of 2013.

Grigson and his wife, Cynthia, reside in Indianapolis with their six children, Sophia (13), Noah (12), Luke (10), Levi (9), Ava (7) and Jonah (1).

CAREER EXPERIENCE:

1998	Saskatchewan Roughriders	Pro Scout
1998	McPherson College	Assistant Coach
1999	Buffalo Destroyers	Player Personnel Coordinator/Assistant Coach
1999-2000	St. Louis Rams	National Scout
2001-2003	St. Louis Rams	Area Scout
2004-2005	Philadelphia Eagles	Western Regional Scout
2006-2009	Philadelphia Eagles	Director of College Scouting
2010-2011	Philadelphia Eagles	Director of Player Personnel
2012-2016	Indianapolis Colts	General Manager



PETE **WARD**

Chief Operating Officer

Pete Ward enters his 36th season with the Indianapolis Colts in 2016. Ward was promoted to chief operating officer in 2010 after serving as the club's senior executive vice president since 2001. His duties and experiences have been wide-ranging and diverse and touch all areas of the organization. Ward began his affiliation with the Colts in 1981 as a summer and seasonal intern in the team's public relations department. Following his graduation from the University of Virginia in 1982, he was hired as the club's administrative assistant. Ward was promoted to director of operations shortly after the team's arrival in Indianapolis in March of 1984. He was then named vice president of administration in 1997. In addition to general administrative management, Ward served as the point-person for the team on the design and construction of Lucas Oil Stadium. In March of 2012, he was named the chairman of the Indiana University Melvin and Bren Simon Cancer Center development board. In this role, Ward leads a 42-person panel. He also serves on the boards of the Indianapolis Symphony Orchestra, Visit Indy and the Indianapolis Chamber of Commerce. Ward also served as the team's liaison with the City of Indianapolis as it hosted its first ever Super Bowl (XLVI). Ward and his wife, Lena, have a daughter, Mady, and a son, Sam. Lena is also a member of the IU Simon Cancer Center development board, raising support for the Cancer Center's breast cancer research program. Ward was born in New Orleans and was raised in Carmel, Calif.



DAN **EMERSON**

Chief Legal Officer

Dan Emerson has a new title this season. He was named the team's chief legal officer after having served four years as vice president and general counsel and nine years as general counsel before that. Emerson has represented the Colts since March of 1984, when the club moved to Indianapolis. For nearly 35 years, Emerson was engaged in the private practice of law with the Indianapolis firm Bose McKinney & Evans, where he chaired the Employment Law and Sports and Entertainment Law groups, and served on the firm's Executive Committee. After graduating from Macalester College, where he played football and baseball, Emerson attended law school at Indiana University in Bloomington. He is a member of the Sports Lawyers Association, as well as the Indianapolis, Indiana State, American, Federal, and Seventh Circuit Bar Associations, and is a past Chairman of both the Indiana State and Indianapolis Bar Associations' Labor and Employment Law Sections. Emerson is listed in Best Lawyers in America and is a Distinguished Fellow of the Indianapolis Bar Foundation. He is also active in various community and not-for-profit organizations and is the immediate past Chair of the Board of Directors of the Indiana Repertory Theatre. Born in Wichita Falls, Texas, he resides in Indianapolis with his wife, Ginny. They have two daughters, Emily and Ashley, one grandson, Riley Emerson Gilles, and one granddaughter, Caroline Avery Gilles.



DAN **LUTHER**

Special Counsel

Dan Luther enters his 14th season as special counsel to the Colts. Luther, a partner in the Chicago-based firm of Mayer Brown LLP, has represented Colts Owner & CEO Jim Irsay in legal matters since 1988 and represented the Colts in the negotiations that led to the construction of Lucas Oil Stadium. Luther graduated magna cum laude from Georgetown University with an A.B. in government and economics in 1983 and a J.D. in 1986. He is listed in Best Lawyers in America in the categories of Sports Law and Trusts and Estates. Luther was raised in Sayreville, N.J. He and his wife, Cathy, have two children, Meg (26) and Joe (23), and reside in River Forest, Ill.



KURT **HUMPHREY**

Chief Financial Officer

Kurt Humphrey is in his 33rd season with the Colts and his second as chief financial officer. He spent the previous 17 years as vice president of finance following 15 seasons as the team's controller. Humphrey oversees all daily financial business operations. He worked from 1979-1982 with Ernst & Young and from 1982-84 with Baldwin & Lyons prior to joining the Colts in 1984. Humphrey holds a bachelor's degree in accounting from Ball State University and is a Certified Public Accountant and a member of the American Institute of C.P.A.s. He has served on various Noble of Indiana Boards and Committees since 1986 and has participated in many charitable and relief efforts annually in the Philippines since 2010. Humphrey was born on August 19, 1957 and grew up in Muncie, Ind. He has three children, Rob, Breanne and Abby, and resides in Avon, Ind.

COACHING STAFF

CHUCK **PAGANO**

HEAD COACH
JOINED COLTS: 2012
YEARS IN NFL: 15 years
COLLEGE: Wyoming
HOMETOWN: Boulder, CO

In four years as head coach of the Indianapolis Colts, Chuck Pagano has led the team to a 41-23 regular season record, including three consecutive 11-5 seasons and playoff appearances from 2012-14. Entering the 2016 campaign, Pagano's .641 winning percentage ranks fourth among active head coaches in the NFL. Including the playoffs, his .629 winning percentage ranks third in Colts history among head coaches in their first four seasons, sitting behind Pro Football Hall of Famers Don Shula (.684) and Tony Dungy (.718). In the process, Pagano became only the second head coach in NFL history to earn 11 wins in each of his first three seasons with a team and became the third head coach in Colts history to reach the playoffs in each of his first three years (Ted Marchibroda, 1975-77 and Tony Dungy, 2002-04). For two consecutive seasons (2013-14), Indianapolis posted perfect 6-0 records against AFC South opponents en route to back-to-back division titles.

Under Pagano, the Colts went 33 games without losing two in a row from September 9, 2012 – September 7, 2014, which is the longest such streak in franchise history to start a career. Dating back to 2012, Indianapolis has recorded a 17-6 record in regular season games immediately following a loss and a 26-8 mark in games decided by one possession or less, which leads the league over a four-year span (2012-15).

From his initial season as head coach of the Colts, Pagano has established a winning culture as the team maintains their yearly goal of hoisting the Lombardi Trophy. Known as one of the league's top motivators, he's ingrained this vision within the locker room.

"Our goal and vision from day one has never changed and that was to build a program for sustained success," said Pagano. "We want to win multiple championships."

Last season, Pagano's squad posted an 8-8 record, including a 4-2 mark against the AFC South Division. Following a Week 5 victory against the Houston Texans, the Colts improved their winning streak to 16 consecutive games against the division, which set an NFL record. Indianapolis has posted a 20-4 mark against the AFC South dating back to 2012, which is the second-best record against a division in the NFL during that span. After a 3-5 record in the first half of the season, Pagano and the Colts claimed a victory against the undefeated Denver Broncos in a game that featured 365 yards of net offense from Indianapolis against the league's No. 1 defense. The win came at a cost, however, as starting quarterback Andrew Luck suffered an injury which would sideline him for the season. Matt Hasselbeck took the reins at quarterback and notched three wins in place of Luck to give him a total record of 5-3 as a starter for the year. In addition to a victory in the regular season finale with Josh Freeman starting at quarterback, the Colts led the league in victories by a backup quarterback with six. Pagano guided an offensive unit that featured Frank Gore who ranked third in the AFC with the team's highest rushing total in a single season (967) dating back to 2007. Wide receiver T.Y. Hilton also tallied his third consecutive 1,000-yard season en route to his

QUICK HITS

Entering 2016, Pagano's .641 winning percentage ranks fourth among active head coaches in the NFL. Including the playoffs, his .629 winning percentage ranks third in Colts history among head coaches in their first four seasons.

Following a Week 5 victory against Houston in 2015, Pagano and the Colts improved their winning streak to 16 consecutive games against the AFC South, which set an NFL record. Indianapolis has posted a 20-4 mark against the AFC South dating back to 2012, which is the second-best record against a division in the NFL during that span.

Pagano became the second head coach in NFL history to record 11-or-more wins in each of his first three seasons with a team.

Under Pagano, the Colts went 33 games without consecutive losses from September 9, 2012 – September 7, 2014, which is the second-longest streak for a Colts head coach. Pagano holds the longest such streak in franchise history to start a career.

Dating back to 2012, Pagano and the Colts have recorded a 17-6 record in regular season games immediately following a loss and a 26-8 mark in games decided by one possession or less, which leads the league over a four-year span (2012-15).

second consecutive Pro Bowl appearance. Defensively, the Colts finished with five touchdowns, which tied for the most in a single season in franchise history dating back to 1975 and 1994. In addition, the Colts ranked tied for sixth in the NFL with 17 interceptions led by Pro Bowlers, Mike Adams (five) and Vontae Davis (four).

Pagano guided the Colts to 11 wins in 2014, which included an appearance in the AFC Championship Game, the team's first since 2009. Indianapolis manufactured one of the best offensive seasons in franchise history, recording its highest single-season totals for net yards (6,506, 3rd in the NFL) and net passing yards (4,894, 1st in the NFL). The Colts scored 458 points, which was the second-highest yearly total in team history and the team's 28.6 points per game average ranked sixth in the league. Luck set a single-season franchise record with 4,791 passing yards while setting career highs in completions (380), passing touchdowns (40, 1st in the NFL) and passer rating (96.5). Defensively, the Colts ranked seventh in the AFC against the pass (229.3 ypg.). Adams tied for the NFL lead in takeaways (seven), while Davis ranked tied for third in the league in passes defensed (18) as the two earned their first career Pro Bowl selections. On special teams, Adam Vinatieri tallied 140 points, the second-highest total of his career while Pat McAfee set single-season franchise records for net punting average (42.8), punts inside the 20-yard line (30) and kickoff touchbacks (70). Vinatieri and McAfee became the fourth punter-kicker duo from the same team to both be named to The Associated Press NFL All-Pro team as each earned Pro Bowl honors.

Pagano's coaching prowess was on full display in 2013. He guided Indianapolis to a 6-1 record in games decided by one possession or less as the Colts registered four victories in games when trailing in the fourth quarter. In addition, Indianapolis became the first team to finish a season with the least amount of turnovers (14) and penalties (66) in the NFL since 2002. The club also finished with a franchise-low in turnovers and fumbles lost (four).

The year was highlighted by an AFC Wild Card Playoff victory against the Kansas City Chiefs on January 4, 2014. The Colts trailed by 28 points (38-10) with 12 minutes remaining in the third quarter. Following a 10-yard touchdown run by running back Donald Brown, Luck led the team to four touchdowns, including a three-yard pass to Brown, a 12-yard pass to tight end Coby Fleener, a five-yard fumble recovery for a score and the game-winning 64-yard touchdown pass to Hilton. The team embraced Pagano's no-panic attitude as they inched their way to victory. The win marked the second-largest comeback in NFL postseason history, behind Buffalo's 32-point comeback victory against the Houston Oilers on January 3, 1993. It was also the first time a team (regular season or postseason) won a game in regulation after trailing by as many as 28 points.

Pagano was named head coach of the Colts on January 25, 2012. His first season proved to be one of the most inspirational stories in NFL history. Pagano was forced to take a leave of absence just three games into the season after being diagnosed with a curable form of leukemia.

With a 1-2 record, the Colts were without their leader in the midst of a transition that had started taking shape in the offseason. Those who expected the Colts to falter didn't understand the principles on which Pagano built his squad. Terms like trust, loyalty, respect and team resonate throughout the Indiana Farm Bureau Football Center and are applied on game days.

Serving as the team's interim head coach, offensive coordinator Bruce Arians and the Colts defied the odds and rallied to a 9-3 record. During that time frame, Indianapolis secured a playoff berth and accomplished one of their primary goals – extending the season for Pagano. Some of the

victories during Arians' term included a comeback win against Green Bay (Week 5) after trailing by 18 points, an overtime victory on the road at Tennessee (Week 8) and a last-second victory in Detroit (Week 13). In all, the Colts posted a 9-1 record in one-possession games in 2012, including winning their last eight.

As the regular season came to an end, the culmination of Arians' stretch as interim head coach concluded with the team's playoff-clinching victory at Kansas City (Week 16). The stage was set for Pagano to return after missing 12 weeks of action.

Division rival Houston visited Lucas Oil Stadium in the regular season finale in hopes of clinching the AFC's No. 1 seed in the playoffs. The Colts were not deterred, however, as the team corralled the emotion in Pagano's return and compiled a 28-16 win to finish the regular season with an 11-5 record. The real victory, however, was the return of a healthy Chuck Pagano. It was a day the Colts organization and fans will remember for generations.

In just eight months as a resident of Indiana, the Indianapolis community, the state and the country showered Pagano and his family with an outpouring of support as he endured his battle with leukemia. It was this support along with the caregivers at the Indiana University Melvin and Bren Simon Cancer Center that he credits for his current state of remission. In return, Pagano has formed the CHUCKSTRONG Foundation, which has raised nearly $3.7 million for continued cancer research. He also hosts an annual CHUCKSTRONG Tailgate Gala, which raises awareness and funds for cancer research. In June of 2014, Pagano released his book titled *Sidelined: Overcoming Odds through Unity, Passion, and Perseverance*. The book documents his battle with leukemia while giving readers insight into an inspiring 2012 Colts season. Proceeds from the book are donated to cancer research and other charities.

Indianapolis' playoff run ended earlier than the team had wished after falling to the eventual Super Bowl XLVII champion Baltimore Ravens in an AFC Wild Card playoff contest. What was not lost were the numerous team and individual milestones that the Colts established in a season facing low expectations. Most notably, the 11-5 record was a nine-win improvement from the 2011 campaign, which tied for the third-largest one-year turnaround in NFL history. The Colts also registered their 12th 10-plus win season dating back to 1999.

Pagano and Arians were honored together by the Maxwell Football Club as the recipients of the 24th Annual Earle "Greasy" Neale Award for Professional Coach of the Year. The two also garnered AFC Coach of the Year honors as winners of the annual NFL 101 Awards. Pagano was selected by the PFWA as the winner of the 2013 George Halas Award, given to the NFL player, coach or staff member who overcame the most adversity to succeed. Each year, the Fritz Pollard Alliance Foundation recognizes individuals who make a difference in diversity and inclusion at an annual awards banquet. In February of 2013, Pagano received the foundation's Game Ball Award for the differences he has made to level the playing field in the NFL for minorities. In July of 2016, the Indiana Black Expo honored Pagano with its Spirit Award, recognizing him for his positive attitude and mental toughness on and off the field during his time in Indianapolis.

In four seasons with the Colts, Pagano has coached 10 Pro Bowl players, including Adams (twice), Davis (twice), Hilton (twice), ILB-D'Qwell Jackson, Luck (three times), OLB-Robert Mathis (twice), McAfee, LS-Matt Overton, Vinatieri and WR-Reggie Wayne. In 2013, Mathis led the NFL and set a career-high with 19.5 sacks, earning him the inaugural Deacon Jones Award. In the process, he set a new franchise record with 111.0 career sacks.

The 2016 season will mark Pagano's 33rd year of coaching and 15th season in the NFL. Prior to joining the Colts, he spent four seasons with the Baltimore Ravens and the last (2011) as the team's defensive coordinator.

In 2011, Pagano's defensive unit finished third in the NFL in total defense (288.9 ypg.), second against the run (92.6 ypg.) and fourth against the pass (196.3 ypg.) on their way to an appearance in the AFC Championship Game. The Ravens also led the league in forced fumbles (21) and had the third-most sacks in the NFL (48.0), including a franchise record-tying 9.0 sacks in Week 12 against San Francisco.

Pagano served as the Ravens secondary coach for three seasons (2008-2010) before taking the reins as defensive coordinator. As the team's secondary coach, he led a defensive backfield that had to adjust to a number of injuries, including a significant loss of seven-time Pro Bowl safety Ed Reed, who started the 2010 campaign on the PUP list. Even after missing the

first six games, Reed still led the league with eight interceptions in only 10 games in 2010.

In Pagano's first season with the Ravens (2008), the team led the NFL with 26 interceptions, including Reed's NFL-high nine picks. Reed, the league's only unanimous (50 votes) All-Pro in 2008, was also coached by Pagano at the University of Miami (Fla.). Pagano's secondary ranked second against the pass (179.7 ypg.) as the defense ranked No. 2 overall in the league, a drastic improvement from a No. 20 overall finish in 2007.

In his four seasons in Baltimore, Pagano's defenses allowed the second-fewest points per game (16.3) and the second-fewest net yards (292.3) in the NFL. The Ravens also ranked third in the NFL in scoring defense during that span.

Pagano posted a one-year stint as the defensive coordinator at the University of North Carolina in 2007, where he rejoined head coach Butch Davis from previous stops with the Cleveland Browns and Miami Hurricanes. Under Pagano, the defense improved from 92nd in the nation in 2006 to 35th in 2007.

Prior to UNC, Pagano spent two seasons (2005-06) as the defensive backs coach of the Oakland Raiders. In 2006, the Raiders led the NFL in pass defense, allowing just 150.8 yards per game, and ranked third in total defense, surrendering only 284.8 yards per contest. Cornerback Nnamdi Asomugha ranked third in the NFL with eight interceptions.

From 2001-04, Pagano coached the Cleveland secondary under then-head coach Butch Davis. In 2003, the defensive backs helped the Browns tie the franchise record for the fewest passing touchdowns allowed in a season with 13. Under Pagano's guidance in 2001, Cleveland's secondary accounted for 28 of the team's NFL-leading and team-record 33 interceptions. That season, rookie cornerback Anthony Henry led the NFL with 10 picks.

Pagano returned to the University of Miami (Fla.) from 1995-2000 for his second stint at the school, coaching the Hurricanes secondary as well as serving as the special teams coordinator. He coached four NFL first-round defensive backs: Duane Starks (Ravens, 10th-1998), Phillip Buchanon (Raiders, 17th-2002), Reed (Ravens, 24th-2002) and Mike Rumph (49ers, 27th-2002). During Pagano's second tenure in Miami, the Hurricanes blocked 39 kicks in 59 games. In 2000, the secondary was named the nation's best by *Football News*. His special teams unit also set a school record in 1996 with 12 blocked kicks.

Pagano started his coaching career as a graduate assistant at the University of Southern California (1984-85) before taking the same role at Miami (Fla.) in 1986. In 1987, he started a two-year stint at Boise State University where he coached outside linebackers. Pagano then spent one season (1989) at East Carolina University coaching the secondary before moving to UNLV where he led the secondary (1990) and eventually was named defensive coordinator in 1991. In 1992, Pagano returned to East Carolina, coaching the secondary and outside linebackers for three seasons (1992-94).

Collegiately, Pagano was a four-year letterman and two-year starter at strong safety for the University of Wyoming and graduated with a degree in marketing in 1984.

Pagano was a four-year letterman and two-year starter at strong safety at Fairview (Boulder, Colo.) High School. His brother, John, is the Chargers defensive coordinator and former defensive assistant for the Colts from 1998-2001. Both Chuck and John played for their father, Sam, who was the head coach at Fairview. Sam was selected to the 25th Hall of Fame induction class for the Colorado High School Activities Association in 2013. Pagano is active with the United Service Organizations and has participated on two USO Tours. He currently serves on the USO 75th Anniversary Honorary Committee. Chuck and his wife, Tina, have three daughters, Tara, Taylor and Tori, and three granddaughters, Avery, Addison and Zoey.

COACHING CAREER

1984-1985	Southern California	Graduate Assistant
1986	University of Miami (Fla.)	Graduate Assistant
1987-1988	Boise State	Outside Linebackers
1989	East Carolina	Secondary
1990	UNLV	Secondary
1991	UNLV	Defensive Coordinator/Secondary
1992-1994	East Carolina	Secondary/Outside Linebackers
1995-2000	University of Miami (Fla.)	Secondary/Special Teams
2001-2004	Cleveland Browns	Secondary
2005-2006	Oakland Raiders	Defensive Backs
2007	North Carolina	Defensive Coordinator
2008-2010	Baltimore Ravens	Secondary
2011	Baltimore Ravens	Defensive Coordinator
2012-2016	Indianapolis Colts	Head Coach

COLTS COACHING HISTORY

REGULAR SEASON AND POSTSEASON

HEAD COACH	YEARS	RECORD	ASSISTANTS
Cecil Isbell	1947-49	9-22-1	N. Campofreda; D. Edmunds; A. Hewlitt; J. Hunt; J. Taylor (1947); T. Stidman (1947-48); L. Defilippo (1948); B. Conkright; W. Driskill; M. Michalske; C. O'Rourke (1949)
***1 Walter Driskill**	1949	1-7	
Clem Crowe	1950	1-11	J. Hunt; W. Millner; R. Pirro
Keith Molesworth	1953	3-9	O. Douglas; R. Richards; N. Wasylik
Weeb Ewbank	1954-62	61-52-1	R. Murphy; J. Thomas (1954); F. Cumiskey; C. Winner (1954-62); T. Hughes (1955); F. Lauterbur (1955-56); H. Ball (1956-62); J. Bridgers; B. Shaw (1957-58); D. McCafferty; J. Sandusky (1959-62)
Don Shula	1963-69	73-26-4	G. Marchetti; J. Mutscheller; B. Pellington (1963); C. Winner (1963-65); D. McCafferty; J. Sandusky (1963-69); B. Arnsparger; D. Bielski (1964-69); C. Noll (1966-68); B. Boyd (1969)
Don McCafferty	1970-72	26-11-1	L. Rymkus (1970); D. Bielski; B. Boyd; H. Bullough; J. Idzik; J. Sandusky (1970-72); B. (Red) Miller (1971-72)
***2 John Sandusky**	1972	4-5	
Howard Schnellenberger	1973-74	4-13	R. Callahan; B. Franklin; D. Voris (1973); P. McCulley; G. Sefcik; G. Young (1973-74); D. Doll; F. Lauterbur;
***3 Joe Thomas**	1974	2-9	J. Smith (1974)
Ted Marchibroda	1975-79	41-36	P. McCulley; J. Smith (1975-76); F. Lauterbur (1975-77); W. Dovell (1975-78); M. Baughan; G. Boutselis (1975-79); D. Bielski; E. Khayat (1977-79); R. Hawkins (1978); J. Symank; E. Zwahlen (1979)
Mike McCormack	1980-81	9-23	D. Bielski; G. Boutselis; J. Idzik; E. Khayat; J. Symank; J. Vitt; C. Weber; R. Wietecha (1980-81); B. Boyd; C. Powers (1981)
Frank Kush	1982-84	11-28-1	B. Carson (1982); B. Valsente (1982-83); Z. Bratkowski; G. Cunningham; H. Hunter; R. Mann; R. Theder; R. Venturi; M.
***4 Hal Hunter**	1984	0-1	Westhoff (1982-84); G. Catavolos (1984)
Rod Dowhower	1985-86	5-24	S. Sidwell (1985); J. Becker; G. Catavolos; G. Hill; T. Lovat; B. Matthews; C. Myers; K. Rowen; R. Venturi; T. Zupancic;
***5 Ron Meyer**	1986	3-0	J. Marshall (1986)
Ron Meyer	1987-91	33-36	J. Becker; G. Hill; T. Lovat; J. Marshall; C. Myers; K. Rowen (1987-88); L. Burtnett; G. Catavolos; R. Venturi; T. Zupancic; G. Briner (1989); L. Kennan; D. Scarnecchia (1989-90); M. Jackson; B. Muir; B. Seely (1989-91); D. Ahrens; S. Croom;
***6 Rick Venturi**	1991	1-10	S. Furness (1991)
Ted Marchibroda	1992-95	32-35	A. Gibbs (1992); G. Catavolos; D. Painter; F. Peay; J. Robertson; B. Seely; R. Venturi (1992-93); N. Nicolau (1992-94); R. Blackledge; G. Huey; T. Zupancic; F. Bruney (1993-95); T. Batta; G. Blache; J. Johnson; H. Kuhlmann; J. Robinson; P. Thomas; V. Tobin (1994-95); L. Infante (1995)
Lindy Infante	1996-97	12-21	F. Bruney (1996); T. Batta; G. Blache; R. Blackledge; C. Bresnahan; C. Davis; B. Geis; G. Huey; J. Johnson; H. Kuhlmann; J. Robinson; P. Thomas; T. Zupancic; J. Robertson (1997)
Jim Mora	1998-01	32-34	G. Blache; R. Tillman; T. Zupancic (1998); B. Arians (1998-00); G. Catavolos; G. Huey; T. Marciano; T. Moore; H. Mudd; M. Murphy; J. Norvell; J. Pagano; K. Spencer; J. Torine (1998-01); V. Fangio; T. Grantham (1999-01); R. Howell (2000-01); J. Hufnagel (2001)

Tony Dungy	2002-08	92-33	C. Foerster (2002-03); D. Reynolds (2002-06); J. Caldwell; C. Christensen; R. Howell; G. Huey; R. Meeks; T. Moore; H. Mudd; M. Murphy; R. Purnell; J. Teerlinck; R. Thomas; J. Torine; A. Williams (2002-07); P. Metzelaars (2004-08); L. Frazier (2005-06); R. Perry; B. Teerlinck; C. Woods (2007-08); F. Reich (2008)
Jim Caldwell	2009-11	28-24	H. Mudd (2009); G. Huey; T. Moore (2009-10); C. Christensen; L. Coyer; R. Howell; P. Metzelaars; M. Murphy; R. Perry; F. Reich; R. Rychleski; B. Teerlinck; J. Teerlinck; R. Thomas; J. Torine; A. Williams (2009-11); J.B. Cooter; R. Prince; R. Turner (2010-11); D. Fitzsimmons; D.Walker (2011)
Chuck Pagano	2012-16	44-26	R. Anderson (2012-15); B. Arians (2012); T. Berbenich (2013-16); J. Bettcher (2012); B. Boyer (2012-15); C. Christensen (2012-15); R. Chudzinski (2014-16); M. Drayton (2016); G. Emanuel; J. FitzGerald (2012-15); J. Gilbert; M. Gillhamer (2012-15); F. Giufre; H. Goodwin (2012); P. Hamilton (2013-15); J. Herrmann (2016); J. Hostler (2015-16); R. Howell; L. Hull (2016); H. Hunter (2013-15); D. Krein (2016); M. Maalouf (2012); G. Manusky (2012-15); R. Marandino (2012-15); T. McMahon (2013-16); T. Monachino (2016); J. Philbin (2016); A. Roberts (2012-15); B. Schottenheimer (2016); J. Singleton (2016); S. Terlecky (2016); D. Walker (2012-14); B. White; C. Williams (2012-15); G. Williams (2016)
***7 Bruce Arians**	2012	9-3 (Wins credited to Pagano)	

*1 Succeeded Isbell for last eight games
*2 Succeeded McCafferty for last nine games
*3 Succeeded Schnellenberger for last 11 games
*4 Succeeded Kush for last game
*5 Succeeded Dowhower for last three games
*6 Succeeded Meyer for last 11 games
*7 Filled in for an ill Pagano for 12 games (Weeks 5-16)

ROB **CHUDZINSKI**

OFFENSIVE COORDINATOR
JOINED COLTS: 2014
YEARS IN NFL: 13 years
COLLEGE: Miami (Fla.)
HOMETOWN: Toledo, OH

Rob Chudzinski enters his third year with the Indianapolis Colts and first as offensive coordinator. He was named to the position on January 7, 2016 after serving as associate head coach in 2015 and special assistant to the head coach in 2014. Chudzinski also assumed control of the offensive coordinator duties on an interim basis midway through the 2015 campaign. He holds 22 years of coaching experience, including the previous 12 seasons in the NFL.

Last season, Chudzinski served as associate head coach and took over the offensive coordinator duties in Week 9. Despite having only five days to prepare for the Denver Broncos, the NFL's No. 1 ranked defense, Chudzinski's play calling helped the Colts defeat the eventual Super Bowl Champions, 27-24. Quarterback Andrew Luck recorded his best game of the season as he completed 21-of-36 passes for 252 yards and two touchdowns for a season-high 98.4 passer rating.

In the final eight games of the 2015 season when Chudzinski assumed offensive coordinator duties, he guided an offense that ranked second in the AFC in third down conversions (41.0 percent) as backup quarterback Matt Hasselbeck assisted the team to a 5-3 record filling in for an injured Luck. The Colts finished the year with a league-leading six victories by backup quarterbacks and the team's 5-3 record in the last eight games of the year ranked tied for fourth in the AFC. One of Chudzinski's more impressive coaching performances came during the 2015 season finale. With Hasselbeck hurt, the Colts signed free agent quarterbacks Josh Freeman and Ryan Lindley on Tuesday prior to the game against Tennessee. Chudzinski worked around the clock to get Freeman and Lindley up to speed as both would have roles in the contest. Freeman got the start and completed 15-of-28 passes for 149 yards with one touchdown and one interception. Lindley was responsible for the two-minute offense and led Indianapolis on an eight-play, 58-yard drive, which resulted in an Andre Johnson 18-yard touchdown reception to give the Colts a 20-14 halftime advantage. Lindley would finish the game 6-of-10 passing for 58 yards and one touchdown. The performance from both quarterbacks led to a victory and secured the team's ninth consecutive win against the Titans.

Under Chudzinski's guidance in 2015, running back Frank Gore totaled 260 carries for 967 yards and six touchdowns. His 967 rushing yards ranked third in the AFC and were the most by a Colts running back since 2007 (Joseph Addai, 1,072). Wide receiver T.Y. Hilton registered his third-consecutive 1,000-yard season as he caught 69 passes for 1,124 yards and five touchdowns. Hilton was named to his second consecutive Pro Bowl, and joined Marvin Harrison (eight) and Reggie Wayne (eight) as the only players in Colts history to post three or more 1,000-yard receiving seasons.

Chudzinski served as special assistant to the head coach in 2014 and provided input on both sides of the ball along with assisting Head Coach Chuck Pagano. He also helped with game management and handled special projects.

Chudzinski's relationship with Pagano dates back to the University of Miami in 1986. Pagano was a graduate assistant during Chudzinski's freshman year at the school. The two then coached the Hurricanes together from 1995-2000 prior to a stint with the Cleveland Browns in 2004.

In 2014, Chudzinski helped the Colts to their third consecutive 11-win season and second straight AFC South title. The team recorded a perfect 6-0 division record for the second straight year, marking the first time in franchise history they've accomplished the feat in back-to-back seasons. Indianapolis also won two postseason contests and reached the AFC Championship Game for the first time since 2009. Chudzinski assisted an offense that ranked first in the NFL in passing (305.9 ypg.) and passing touchdowns (42). The Colts ranked third in the league in total offense (406.6 ypg.), which was a 12-spot improvement from a No. 15 ranking in 2013 and ranked sixth in the NFL in scoring (28.6 ppg.), which was an eight-spot jump from the previous season. Defensively, Indianapolis improved in all three categories including total defense, rushing defense and passing defense.

In 2013, Chudzinski served as the head coach of the Cleveland Browns. Cleveland finished 18th in the NFL in total offense and 11th in passing yards, marking the highest ranking for the team dating back to 1991. The

Browns also finished ninth in total defense, which was the highest ranking since 1994. Cleveland recorded 40.0 sacks as a team and tied for the league lead with 16 total players with a sack.

Chudzinski developed six Pro Bowlers and five Associated Press All-Pro selections in Cleveland including, TE-Jordan Cameron, WR-Josh Gordon, CB-Joe Haden, C-Alex Mack, T-Joe Thomas and S-T.J. Ward. Four of those players, including Cameron, Gordon, Haden and Ward were first-time Pro Bowl selections. Gordon became the first Browns player to lead the NFL in receiving yards (1,646). He played in just 14 games and also recorded the 10th-most receiving yards in a season in NFL history. Cameron posted career highs with 80 receptions for 917 yards and seven touchdowns. His receiving yards ranked second among NFL tight ends in 2013, while his receptions total ranked third.

Prior to joining the Browns, Chudzinski spent two years (2011-12) as offensive coordinator of the Carolina Panthers. In 2011, the team set club records for total yards (6,237) and first downs (345), one year after experiencing franchise lows in both categories. Carolina scored 48 touchdowns overall after recording 17 the year before his arrival. Chudzinski tutored quarterback Cam Newton, who became the first rookie in NFL history to throw for 4,000 yards, while setting an NFL record for rushing touchdowns by a quarterback with 14 en route to being named the 2011 Associated Press Offensive Rookie of the Year. The Panthers also became the first team in NFL history with three 700-yard rushers in DeAngelo Williams (836), Jonathan Stewart (761) and Newton (706).

Chudzinski had two stints with the San Diego Chargers, where he served as the assistant head coach/tight ends from 2009-2010 and tight ends coach from 2005-06. He coached tight end Antonio Gates, who recorded both of his 1,000-yard receiving seasons under Chudzinski in 2005 and 2009.

From 2007-08, Chudzinski served as offensive coordinator of the Browns. In 2007, Cleveland scored 402 points and tallied 5,621 yards of total offense, both of which ranked as the third-most in franchise history. In addition, the team tied for seventh in the NFL in touchdowns and eighth in total offense after finishing 30th and 31st, respectively, the year prior.

Chudzinski began his NFL coaching career in 2004 as the Browns tight ends coach, where he worked with first-round draft choice Kellen Winslow. During the season, he was elevated to offensive coordinator for the final five games following Butch Davis' resignation as head coach.

From 1994-2003, Chudzinski coached at his alma mater, the University of Miami (Fla.). He spent two seasons (1994-95) as a graduate assistant, five (1996-2000) as tight ends coach and three (2001-03) as offensive coordinator. During his three seasons as offensive coordinator, the Hurricanes compiled a record of 35-3, set numerous offensive school records and played in a BCS Bowl Game every year, including two National Championship appearances. Chudzinski helped shape several future NFL Pro Bowlers, including Bubba Franks, Gore, Johnson, Willis McGahee, Bryant McKinnie, Clinton Portis, Jeremy Shockey and Kellen Winslow.

Chudzinski played tight end at Miami from 1986-1990, as he was a three-year starter and a member of two national championship teams (1987 and 1989). He graduated with a B.A. in business administration in 1990 and went on to earn his MBA in 1996.

Chudzinski was inducted into the 2015 University of Miami Sports Hall of Fame. His class was comprised of two-time Olympic medalist Lauryn Williams as well as football stars Jonathan Vilma, Kevin Patrick, Rusty Medearis, Winston Moss and the late Sean Taylor among others.

A native of Toledo, Ohio, Chudzinski and his wife, Sheila, have three sons, Kaelan, Rian and Declan, and one daughter, Margaret.

COACHING CAREER

1994-1995	University of Miami (Fla.)	Graduate Assistant
1996-2000	University of Miami (Fla.)	Tight Ends
2001-2003	University of Miami (Fla.)	Offensive Coordinator
2004	Cleveland Browns	Tight Ends/Interim Offensive Coordinator (five games)
2005-2006	San Diego Chargers	Tight Ends
2007-2008	Cleveland Browns	Offensive Coordinator
2009-2010	San Diego Chargers	Assistant Head Coach/Tight Ends
2011-2012	Carolina Panthers	Offensive Coordinator
2013	Cleveland Browns	Head Coach
2014	Indianapolis Colts	Special Assistant to the Head Coach
2015	Indianapolis Colts	Associate Head Coach
2016	Indianapolis Colts	Offensive Coordinator

TED **MONACHINO**

DEFENSIVE COORDINATOR
JOINED COLTS: 2016
YEARS IN NFL: 11 years
COLLEGE: Missouri
HOMETOWN: Council Bluffs, IA

Ted Monachino enters his first season with the Colts as the team's defensive coordinator. He holds 26 years of coaching experience and enters his 11th season in the NFL.

Monachino spent the last six seasons with the Baltimore Ravens serving as the linebackers (2012-15) and outside linebackers (2010-11) coach. He sent at least one Raven from his positional group to the Pro Bowl in four of his six seasons in Baltimore.

Over the last two seasons, Monachino helped develop Ravens linebacker C.J. Mosley into one of the most productive young players at the position. In 2014, Mosley became the first rookie in Ravens history to be named to the Pro Bowl as his 129 tackles ranked eighth in the NFL and first among rookies. Mosley and veteran linebacker Daryl Smith were two of only three NFL defenders to tally at least 125 tackles, an interception, a sack, a fumble recovery and a forced fumble in 2014. Monachino coached Pro Bowler Elvis Dumervil to a franchise-record 17.0 sacks in 2014. Dumervil combined with fellow outside linebacker Terrell Suggs (12.0) to produce the most sacks of any duo in the NFL (29.0) in 2014 as Baltimore tallied the second-most sacks in the league.

In 2013, Suggs (10.0) and Dumervil (9.5) totaled 19.5 sacks on the season and linebacker Daryl Smith was one of just three NFL defenders with at least 100 tackles, 5.0 sacks and three interceptions. Suggs was selected to his sixth Pro Bowl. Smith recorded 19 passes defensed on the season to set a new team record for a linebacker. The defense also ranked third in third-down defense (33.5 percent).

In Monachino's first season as linebackers coach in 2012, Baltimore ranked second in red zone defense and allowed the second-fewest passing touchdowns (15) en route to a Super Bowl XLVII victory.

Suggs was named The Associated Press NFL Defensive Player of the Year, First Team All-Pro and a Pro Bowler in 2011 after leading the AFC with a career-high 14.0 sacks and an NFL-best seven forced fumbles. The Ravens defense recorded an AFC-high 48.0 sacks (tied for third in the NFL), which were the fourth most in team history. The defensive unit allowed the league's third-fewest points (16.6 ppg.) for the fourth-straight year (tying an NFL record for finishing in the top three) and finished with the league's second-fewest rushing yards allowed (92.6 ypg.).

In his first season in Baltimore in 2010, the Ravens allowed the NFL's third-fewest points (16.9 ppg.) for the third-straight year as Terrell Suggs led the team with 11.0 sacks and was selected to the Pro Bowl.

Prior to Baltimore, Monachino coached the defensive line for the Jacksonville Jaguars for four seasons (2006-09). In 2006, the Jaguars tied for fourth in the league in rushing defense after allowing 91.3 yards per game.

Monachino coached for five seasons at Arizona State (2001-05). He served as the defensive line coach for the Sun Devils and was pivotal in the development of Suggs, who was drafted by the Ravens in the first round of the 2003 NFL Draft. Suggs set the NCAA single-season record for sacks (24.0) and tackles for loss (31.5) in 2002 en route to winning the Bronco Nagurski Award, given to the best defensive player in the nation, the Rotary Lombardi Award for the country's top lineman and the Morris Trophy for the Pac-10's top lineman.

Collegiately, Monachino also had coaching stints at Boise State (2000), Southwest Missouri State (1999), James Madison (1998) and Texas Christian (1996-97). He began his coaching career in Missouri at the high school level at Hannibal High School (1990, 94-95) and Pacific High School (1991-93).

Monachino earned a degree in health and physical education from Missouri in 1990. He was a three-year letterman for the Tigers and received All-Big 8 Conference academic honors two times. Monachino earned his master's credit in sport psychology from Texas Christian while serving as a graduate assistant from 1996-97. Monachino and his wife, Amy, have one daughter, Mikalee, who is a trauma nurse, and two sons, Sam, 16, and Michael, 12.

COACHING CAREER

1990	Hannibal (Mo.) High School	Assistant Coach
1991-1993	Pacific (Mo.) High School	Defensive Coordinator/Linebackers
1994-1995	Hannibal (Mo.) High School	Defensive Coordinator/Special Teams Coordinator/Offensive Line
1996-1997	Texas Christian	Defensive Graduate Assistant
1998	James Madison	Defensive Line
1999	Southwest Missouri State	Outside Linebackers
2000	Boise State	Defensive Line
2001-2005	Arizona State	Defensive Line
2006-2007	Jacksonville Jaguars	Assistant Defensive Line/Defensive Assistant
2008-2009	Jacksonville Jaguars	Defensive Line
2010-2011	Baltimore Ravens	Outside Linebackers
2012-2015	Baltimore Ravens	Linebackers
2016	Indianapolis Colts	Defensive Coordinator

TOM **McMAHON**

SPECIAL TEAMS COORDINATOR

JOINED COLTS: 2013
YEARS IN NFL: 10 years
COLLEGE: Carroll College
HOMETOWN: Helena, MT

Tom McMahon enters his fourth season as the special teams coordinator of the Indianapolis Colts. McMahon holds nine previous years of NFL coaching experience and spent the 2012 campaign as the special teams coach with the Kansas City Chiefs.

Last season, McMahon guided a special teams unit that set an NFL record by allowing just 156 kickoff return yards, as the Colts ranked third in the NFL in opponent kickoff return average (19.5). Indianapolis also set the highest touchback percentage (87.0) since the modern Super Bowl era in 1970. Kicker Adam Vinatieri registered 107 total points to mark the 18th 100-point season of his career, which extended an NFL record. Vinatieri ranked fourth in field goal percentage after converting 25-of-27 attempts (92.6%) and was the only kicker in the NFL to connect on all of his kicks from 40-49 yards (8-of-8). Punter Pat McAfee ranked second in the NFL in punting average (47.7) and fifth in net punting average (41.7). McAfee led the league with a 90.5 kickoff touchback percentage and his 67 total touchbacks ranked third. Vinatieri was named AFC Special Teams Player of the Month for November, while McAfee earned AFC Special Teams Player of the Week honors in Week 3. McMahon was also instrumental in the development of undrafted rookie Quan Bray, who spent the first seven weeks of the season on the team's practice squad before being signed to the active roster on Oct. 27 and inserted as the Colts primary kickoff and punt returner. Despite playing in only nine games, Bray finished the season ranked sixth in the NFL in kickoff return average (27.1) and 11th in kickoff return yards (570). Since taking over the duties in Week 8, Bray ranked fourth in the league in kickoff return yards (570) from Weeks 8-17.

In 2014, McMahon coached two Associated Press First Team NFL All-Pro and Pro Bowl selections in McAfee and Vinatieri. McAfee converted a career-high three onside kicks and set single-season franchise records for punts pinned inside the 20-yard line (30), net punting average (42.8) and kickoff touchbacks (70). Vinatieri made 30-of-31 field goals and at one point made 35 consecutive attempts, which was the fourth-longest streak in NFL history. In addition, he scored the third-highest single-season point total (140) in team history. The Colts special teams unit held opponents to the third-lowest punt return average (5.9) in the NFL in 2014.

In 2013, McMahon coached Vinatieri, who set a career-high with 35 field goals made while recording 139 points, the third-highest total of his career. He also tied a career-high with four field goals made from over 50 yards. McAfee set a then-franchise single-season record with 27 punts pinned inside the 20-yard line and also set the team single-game record with six such punts in Week 7 against Denver. McMahon also guided Andy Studebaker, who recorded a career-high 18 special teams tackles, and Sergio Brown, who posted nine special teams tackles and helped down seven of McAfee's punts inside the 10-yard line, including six

inside the five-yard line.

With the Chiefs in 2012, McMahon guided AFC Pro Bowl punter Dustin Colquitt, who ranked second in the NFL with 45 punts pinned inside the 20-yard line while averaging 46.8 yards per punt and a net average of 40.8.

McMahon joined Kansas City following three seasons (2009-2011) as the special teams coordinator for the St. Louis Rams. In 2010, the Rams posted the league's third-best net punting average at 40.0 yards per punt. In addition, Rams punt returner Danny Amendola led the NFL with 12 returns of 20-plus yards in 2009 and 2010 combined.

Prior to his time in St. Louis, McMahon spent two seasons (2007-08) as an assistant special teams coach for the Atlanta Falcons. He was crucial in the development of kick returner Jerious Norwood, who tallied 2,628 kickoff return yards, which ranked third in the NFL over that two-year span.

Before joining the Falcons, McMahon coached outside linebackers and special teams at the University of Louisville (2006). Under his guidance, kicker Art Carmody earned the Lou Groza Award as the nation's top kicker.

McMahon spent 11 seasons coaching at Utah State University (1995-2005), including eight campaigns as a full-time assistant. He served as the defensive line coach and recruiting coordinator from 2001-05 after coaching linebackers and special teams from 1998-2000. McMahon joined Utah State in 1995 as a graduate assistant, helping coach defensive ends.

McMahon started his coaching career at his alma mater, Carroll College, in 1992 as the school's secondary coach. He spent one year at Bozeman (Mont.) High School in 1993 before returning to Carroll to coach the secondary in 1994.

A native of Helena, Mont., McMahon and his wife, Kim, have three children, Dawson, Emmett and Quincy.

COACHING CAREER

1992	Carroll College	Secondary Coach
1993	Bozeman (Mont.) High School	Assistant Coach
1994	Carroll College	Secondary Coach
1995-1997	Utah State	Graduate Assistant
1998-2000	Utah State	Linebackers/Special Teams Coach
2001-2005	Utah State	Defensive Line/Recruiting Coordinator
2006	Louisville	Outside Linebackers/Special Teams Coordinator
2007-2008	Atlanta Falcons	Assistant Special Teams Coach
2009-2011	St. Louis Rams	Special Teams Coordinator
2012	Kansas City Chiefs	Special Teams Coach
2013-2016	Indianapolis Colts	Special Teams Coordinator

TIM **BERBENICH**

OFFENSIVE ASSISTANT/ ASSISTANT QUARTERBACKS COACH

JOINED COLTS: 2013
YEARS IN NFL: 13 years
COLLEGE: Hamilton College
HOMETOWN: Huntington, NY

Tim Berbenich enters his fourth season with the Indianapolis Colts and first as offensive assistant/ assistant quarterbacks coach. In 2015, he served as defensive assistant after previously spending two years (2013-14) as the team's offensive assistant. Berbenich holds 13 years of NFL coaching experience, including six seasons with the Tampa Bay Buccaneers.

Last season, Berbenich helped a defense that finished with five touchdowns, which tied for the most in a single season in franchise history dating back to 1975 and 1994. The defense ranked sixth in the NFL in interceptions (17) and tied for first in the league with four interceptions returned for a touchdown. Safety Mike Adams and cornerback Vontae Davis were named to the Pro Bowl for the second consecutive season.

In 2014, he assisted an offense that set franchise single-season records in net yards (6,506) and net

passing yards (4,894), while recording its second-highest point total (458) for a season. The team finished the regular season ranked first in the NFL in passing yards, third in net yards, fourth in time of possession and sixth in points scored. The Colts allowed only 29.0 sacks in 2014, which ranked eighth in the NFL and was the lowest total for the team since the 2010 campaign.

In 2013, Berbenich helped coach an offense that averaged 341.8 yards per game, including 232.8 passing and 108.9 rushing. The Colts 1,743 total rushing yards were the most for the team since the 2006 campaign. Indianapolis set franchise records for fewest turnovers (14) and fumbles lost (four) and became the first team in the NFL to finish a season with the least amount of turnovers and penalties since the 2002 Kansas City Chiefs. The Colts notched 35 10-play drives in 2013, which tied for second in the NFL. Indianapolis also only allowed 32.0 sacks for the year, which ranked sixth in the NFL and fourth in the AFC.

From 2009-2011, Berbenich served as the assistant wide receivers coach for the Buccaneers. In 2010, he tutored a group that featured four rookies, including Mike Williams, who led all rookie receivers in the NFL with 65 receptions for 964 yards and 11 touchdowns. Williams also finished second in voting for The Associated Press Offensive Rookie of the Year.

In Berbenich's first season working with Tampa Bay receivers (2009), Antonio Bryant led the group with four touchdowns while Maurice Stovall achieved career highs in receiving yards (366) and receptions (24). He also guided Sammie Stroughter who, as a seventh-round selection in 2009, finished third on the team with 31 catches.

In 2008, Berbenich served as the team's assistant running backs coach. He helped oversee a Buccaneers offense that rushed for an average of 4.1 yards per carry, the fifth-highest average in team history. Tampa Bay's 114.8 rushing yards per game in 2008 was also the ninth-best average in team history.

Berbenich spent his first two seasons with the Buccaneers as the team's offensive quality control coach. He was part of a coaching staff that led Tampa Bay to an NFC South title in 2007.

Berbenich was an offensive assistant for the New York Jets during the 2003 and 2004 seasons before adding quality control duties in 2005. He initially joined the Jets on a full-time basis in 2002 as an operations assistant after interning with the team in operations during training camp from 2000-02. During his tenure in New York, the Jets reached the postseason during the 2002 and 2004 campaigns.

At Hamilton College, Berbenich competed as a wide receiver while earning his degree in economics. A native of Huntington, N.Y., Berbenich and his wife, Diane, have two sons, Jack and Drew.

COACHING CAREER

2002	New York Jets	Operations Assistant
2003-2004	New York Jets	Offensive Assistant
2005	New York Jets	Offensive Assistant/Quality Control
2006-2007	Tampa Bay Buccaneers	Offensive Quality Control
2008	Tampa Bay Buccaneers	Assistant Running Backs
2009-2011	Tampa Bay Buccaneers	Assistant Wide Receivers
2013-2014	Indianapolis Colts	Offensive Assistant
2015	Indianapolis Colts	Defensive Assistant
2016	Indianapolis Colts	Offensive Assistant/Assistant Quarterbacks

MAURICE **DRAYTON**

ASSISTANT SPECIAL TEAMS COACH
JOINED COLTS: 2016
YEARS IN NFL: 1st year
COLLEGE: The Citadel
HOMETOWN: Moncks Corner, SC

Maurice Drayton enters his first season as the assistant special teams coach of the Indianapolis Colts. He has 17 years of coaching experience, including nine seasons at his alma mater, The Citadel. Drayton most recently served as the assistant head coach/defensive coordinator/cornerbacks coach at The Citadel for the last two seasons (2014-15). He spent 2013-14 as a summer coaching intern with the Colts.

In 2015, Drayton's unit helped lead the team to a 9-4 record and a co-Southern Conference championship. The team won six conference games in 2015, which tied the single-season program record for conference wins. The Bulldogs' nine overall victories were the second-highest total in school history. The season was highlighted by the program's first road playoff victory over Coastal Carolina to advance to the second round of the NCAA Football Championship Subdivision Playoffs for the second time in school history. The Bulldogs boasted one of the best defenses in the Southern Conference in 2015 and ranked second in scoring defense, total defense, rushing defense, sacks and pass efficiency defense. The Citadel ranked first in the FCS with a school-record 515 interception return yards and five interception return touchdowns. The Bulldogs led the Southern Conference and ranked third in the FCS with 20 interceptions, which was the third-highest single-season total in team history. The Citadel also led the conference with 31 takeaways, 11 fumble recoveries, 10 passing touchdowns allowed, the lowest opponent third down percentage (.365) and averaged 6.5 tackles for loss per game.

Many of Drayton's players received various honors throughout the season as the Bulldogs had two of the three Southern Conference Defensive Players of the Month. Defensive lineman Mitchell Jeter was voted the Southern Conference Defensive Player of the Year and defensive lineman Joe Crochet was named The Citadel's first First Team Academic All-America selection since 1989. Jeter and cornerback Dee Delaney earned All-America status, and were joined by linebacker Tevin Floyd, defensive lineman Mark Thomas and safety Kailik Williams on the All-Southern Conference teams. Linebacker Quinlan Washington and defensive lineman Ken Allen were named to the All-Southern Conference Freshman Team as well.

In 2014, Drayton was instrumental in the development of defensive lineman Justin Oxendine, who finished the season with 7.5 sacks, which were the most since the turn of the century. Oxendine earned a spot in the Medal of Honor Bowl. Drayton also guided Delaney to the All-Southern Conference Freshman Team after registering 51 tackles, 3.0 tackles for loss, two interceptions and three passes defensed.

In 2013, Drayton served as a guest coach with the Montreal Alouettes of the Canadian Football League. He assisted with the defense and special teams.

Prior to his second stint at The Citadel, Drayton served as the secondary coach at Southern Mississippi (2012), assistant head coach/special teams/wide receivers coach at Coastal Carolina (2010-11) and special teams/defensive backs coach at South Carolina State (2008-09).

While at Coastal Carolina, Drayton helped Niccolo Mastromatteo earn Second Team All-Big South honors as a punt returner in 2010 and 2011. In 2011, Mastromatteo set a school record for kickoff returns. In 2010, he set a Big South and Chanticleers record with 32 punt returns. On the offensive side of the ball, Drayton coached Coastal Carolina wide receiver Matt Hazel to Second Team All-Big South honors in 2011 after ranking third in the conference with six touchdown receptions. Hazel currently plays for the Miami Dolphins.

At South Carolina State, Drayton helped the Bulldogs win two straight Mid-Eastern Athletic Conference titles and NCAA playoff berths. In 2009, South Carolina State ranked seventh nationally in pass defense and fifth in total defense. Drayton coached defensive backs Phillip Adams and Rafael Bush to All-Conference honors in 2009. Adams led the team in interceptions (five) and passes defensed (nine) in 2008. The Bulldogs ranked 17th in both punt and kickoff returns in 2009, while returner Oliver Brown ranked 12th in kickoff returns. Kicker Blake Erickson was named First Team MEAC. In 2008, South Carolina State tied for the conference lead with 19 interceptions, as two of

Drayton's defensive backs (Adams and Terrence Smith) ranked in the top 10 in the league in interceptions. Defensive back Markee Hamlin was named First Team MEAC and punter Aaron Haire ranked 14th in punting.

Drayton was an assistant coach at Goose Creek (S.C.) High School in 2007. He served as the defensive coordinator of the Seinajoki (Finland) Crocodiles of the European Football League in 2006. Drayton was an assistant coach with the Charleston Swamp Foxes of the Arena 2 Football League from 2000-02. He also completed internships with the Atlanta Falcons and Green Bay Packers in addition to the Colts.

After concluding his playing career at The Citadel in 1998, Drayton began his coaching career for the Bulldogs the following season as a graduate assistant/secondary coach. During his first coaching tenure in Charleston, he would serve as tight ends/offensive tackles coach (2000), wide receivers coach (2001), outside linebackers coach (2002) and secondary/special teams coach (2003-05).

A native of Moncks Corner, S.C., Drayton was a defensive back for The Citadel from 1994-98. He started at cornerback in his final two seasons and totaled 145 tackles, 17 passes defensed and three interceptions during his career. He earned both a bachelor's degree in physical education (1998) and a master's degree in education (2007) at The Citadel.

Drayton is married and has two kids.

COACHING CAREER

1999	The Citadel	Graduate Assistant/Secondary
2000	The Citadel	Tight Ends/Offensive Tackles
2000-2002	Charleston Swamp Foxes (af2)	Assistant Coach
2001	The Citadel	Wide Receivers
2002	The Citadel	Outside Linebackers
2003-2005	The Citadel	Secondary/Special Teams
2006	Seinajoki (Finland) Crocodiles (EFL)	Defensive Coordinator
2007	Goose Creek (S.C.) High School	Assistant Coach
2008-2009	South Carolina State	Special Teams/Defensive Backs
2010-2011	Coastal Carolina	Assistant Head Coach/Special Teams/Wide Receivers
2012	Southern Mississippi	Secondary
2013	Montreal Alouettes (CFL)	Guest Coach (Defense/Special Teams)
2014-2015	The Citadel	Assistant Head Coach/Defensive Coordinator/Cornerbacks
2016	Indianapolis Colts	Assistant Special Teams

GARY **EMANUEL**

DEFENSIVE LINE COACH
JOINED COLTS: 2012
YEARS IN NFL: 7 years
COLLEGE: Plymouth State
HOMETOWN: New London, CT

Gary Emanuel enters his fifth season as defensive line coach for the Indianapolis Colts. Emanuel holds 35 years of coaching experience, including 28 years in the collegiate ranks.

Last season, Emanuel coached one of the youngest position groups on the team. The unit was spearheaded by veteran defensive end Kendall Langford. In his first season with Indianapolis, Langford started all 16 games and established a new career-high with 7.0 sacks. He tied for the team-high in sacks and led the team with 16 quarterback pressures. Emanuel was instrumental in the development of rookie defensive tackles Henry Anderson and David Parry, who combined for 78 tackles (54 solo), 2.0 sacks and 9.0 tackles for loss. Parry was the only rookie on the team to start all 16 games for Indianapolis and was one of only two rookie defensive linemen to start all 16 games last season in the NFL. Anderson started the first nine games of the season before being placed on the Injured Reserve list on Nov. 9. Emanuel also saw contribution from rookie defensive tackle T.Y. McGill, who tied for third on the team with 3.0 sacks. The Colts defense finished the year with five touchdowns, which tied for the most in a single season in franchise history dating back to 1975 and 1994. Emanuel's unit helped the defense rank sixth in the NFL in interceptions (17) and tie for first in the league with four interceptions returned for a touchdown.

In 2014, Emanuel guided a unit that recorded 263 tackles and 22.5 sacks, while overcoming the loss of outside linebacker Robert Mathis to injury, who led the NFL in sacks in 2013. Rookie outside linebacker Jonathan Newsome paced the team with 6.5 quarterback takedowns, which ranked second among all NFL first-year players. He also recorded a sack-forced fumble in the AFC Divisional Playoff game at Denver, which led to a Colts touchdown.

Emanuel coached a 2013 defensive line that contributed with 31.0 of the team's 42.0 sacks, which tied for fifth in the AFC and 11th in the NFL. Mathis earned his sixth consecutive Pro Bowl selection after leading the NFL in sacks (19.5) and forced fumbles (eight). He won the inaugural Deacon Jones Award as the NFL's sack leader and became the second player in Colts history to lead the league in sacks (Dwight Freeney, 2004).

In 2012, Emanuel balanced a defensive line that featured seven different starters. In three key Colts victories, the unit played an integral part in stopping the run. In a Week 2 win over Minnesota, the line held Adrian Peterson, the league's leading rusher, to just 60 yards. It was his lowest total of the season. The Colts also limited Cleveland to 55 total rushing yards in a Week 7 victory and held Titans running back Chris Johnson to 44 yards in the team's Week 14 win. Redding led the unit with 46 tackles, 2.0 sacks, four passes defensed and one fumble recovery in his first season with the team. Nose tackle Antonio Johnson posted 30 tackles and defensive tackle Ricardo Mathews added 22 stops and one pass defensed.

Emanuel joined the Colts following his second stint at Purdue University in 2010, serving as the defensive line coach and sharing the role of defensive coordinator before fully taking over defensive coordinator duties in 2011. He previously was an assistant with the Boilermakers from 1997-2004, coaching defensive tackles (1997-99) and defensive ends (2000-04) and serving as an assistant head coach for his final two seasons (2003-04).

In his first season back at Purdue (2010), Emanuel mentored a defense that finished first in the Big Ten in both sacks (33.0) and tackles for loss (91.0), while also helping to improve Purdue's rushing defense that finished last in the conference in 2009 to sixth in 2010. The Boilermakers surrendered 426 fewer rushing yards in 2010 than the previous season, an average of 35.5 fewer yards per game. Emanuel also capped the development of All-America selection Ryan Kerrigan in 2010. In his lone season working with the defensive end, Emanuel helped Kerrigan lead the nation in tackles for loss, lead the conference in sacks and earn Big Ten Defensive Player and Lineman of the Year honors, as well as the first unanimous All-America recognition by a Boilermaker defender in school history.

From 2005-06, Emanuel coached the defensive line for the San Francisco 49ers. He made a one-year stop at

San Jose State University (2007) prior to joining the Rutgers University coaching staff as the defensive line coach from 2008-09.

In his previous tenure at Purdue (1997-2004), the Boilermakers ranked seventh or better in rushing defense in the Big Ten each year, including second in 2004 and third in 2000, 2001 and 2003. The team's averages of 96.4 and 105.3 yards allowed per game in 2003 and 2004 ranked 10th and 14th nationally. Emanuel coached defensive end Akin Ayodele who was named a First Team All-Big Ten choice in 2001 and played nine seasons in the NFL with the Jacksonville Jaguars, Dallas Cowboys, Miami Dolphins and Buffalo Bills. Emanuel also guided defensive ends Ray Edwards (Minnesota Vikings and Atlanta Falcons), Rob Ninkovich (New Orleans Saints, Miami Dolphins and New England Patriots), Shaun Phillips (San Diego Chargers, Denver Broncos, Tennessee Titans and Indianapolis Colts) and Anthony Spencer (Dallas Cowboys).

All told, Emanuel has coached more than 20 players who have gone on to play in the NFL and has been part of 14 teams that played in bowl games, including nine at Purdue.

Emanuel was one of 26 coaches invited to participate in the NCAA's annual Expert Coaches Academy in 2007. He has had five internships/fellowships with NFL teams, including the Buffalo Bills (1992), Chicago Bears (1995), Cleveland Browns (1999), Arizona Cardinals (2000) and Oakland Raiders (2001).

Emanuel was a defensive line coach at Washington State University from 1994-96. In 1994, the Cougars ranked second in the NCAA in total defense (229.0 ypg.), third in scoring defense (12.1 ppg.) and third in rushing defense (73.8 ypg.). From 1991-93, he served in the same capacity at Syracuse University, helping the defense rank 11th and fifth in the NCAA in 1991 and 1992, respectively. Emanuel was an assistant coach at Dartmouth College from 1988-1991, the University of Massachusetts from 1986-88, West Chester University from 1985-86 and at Plymouth State University from 1981-84. He also served as Plymouth State's head basketball coach from 1983-85.

A native of New London, Conn., Emanuel attended Westchester Community College in Valhalla, N.Y., from 1976-78. He started at offensive guard both years, serving as team co-captain and earning First Team NCSA All-America honors as a freshman. He played in the 1977 Junior College Coastal Conference All-Star game. Emanuel then moved on to Plymouth State to earn a bachelor's degree in physical education in 1982 while playing football for two seasons.

In 2011, Emanuel was one of seven coaches invited to the NCAA's Champion Forum, which features a select group of football coaches who have been identified as potential candidates for head football coaching positions at NCAA colleges or universities.

Emanuel is married to his wife, Angela.

COACHING CAREER

1981	Plymouth State	Assistant Offensive Line
1982-1984	Plymouth State	Offensive Coordinator/Offensive Line
1985-1986	West Chester	Defensive Line
1986-1988	Massachusetts	Outside Linebackers
1988-1991	Dartmouth	Defensive Line
1991-1993	Syracuse	Defensive Line
1994-1996	Washington State	Defensive Line
1997-1999	Purdue	Defensive Tackles
2000-2002	Purdue	Defensive Ends
2003-2004	Purdue	Assistant Head Coach/Defensive Ends
2005-2006	San Francisco 49ers	Defensive Line
2007	San Jose State	Defensive Line
2008-2009	Rutgers	Defensive Line
2010	Purdue	Co-Defensive Coordinator/Defensive Line
2011	Purdue	Defensive Coordinator/Defensive Line
2012-2016	Indianapolis Colts	Defensive Line

JOE **GILBERT**

ASSISTANT OFFENSIVE LINE COACH
JOINED COLTS: 2012
YEARS IN NFL: 5 years
COLLEGE: Hamilton College
HOMETOWN: Horseheads, NY

Joe Gilbert enters his fifth season with the Indianapolis Colts. He previously served as the offensive line coach (2013-15) and assistant offensive line coach (2012). Gilbert holds 30 years of coaching experience, which includes 25 years at the collegiate level.

Last season, Gilbert guided an offensive line that used six different starting lineups throughout the season. Versatile guard Joe Reitz started a career-high 14 games at right tackle (10), left tackle (three) and right guard (one). Gilbert was influential in the continued development of second-year tackle/guard Jack Mewhort, who started all 16 games for the first time in his career. Gilbert also tutored rookie seventh-round pick Denzelle Good, who started the final four games of the season at right tackle. The offensive line helped pave the way for running back Frank Gore to total 260 carries for 967 yards and six touchdowns. His 967 rushing yards ranked third in the AFC and were the most by a Colts running back since 2007 (Joseph Addai, 1,072).

In 2014, Gilbert worked with an offensive line that saw 11 different starting lineups throughout the year. The line helped pave the way for the team to set franchise single-season records in net yards (6,506) and net passing yards (4,894), while recording its second-highest point total (458) for a season. The Colts allowed only 29.0 sacks in 2014, which ranked eighth in the NFL and was the lowest total for the team since the 2010 campaign.

In 2013, Gilbert coached an offensive line that blocked for quarterback Andrew Luck to throw for 3,822 yards and 23 touchdowns, while only allowing 32.0 sacks on the year, which ranked sixth in the NFL and fourth in the AFC. Indianapolis rushed for 1,743 yards on the season, which was the highest total for the team since 2006. Gilbert managed an offensive line that saw seven different starting lineups throughout the season. Tackles Anthony Castonzo and Gosder Cherilus were mainstays on the line, as they both started all 16 games.

In 2012, Gilbert assisted with a Colts offensive line that provided time for Luck to set NFL rookie records for passing yards (4,374), attempts (627) and 300-yard passing games (six). The line also opened holes for a Colts rushing attack to generate 27.5 rushing attempts per game and 104.4 rushing yards per game, which was the most for Indianapolis dating back to 2007.

Gilbert joined the Colts following three seasons at the University of Illinois. He was the assistant head coach/offensive line coach from 2010-11 after joining the Illini as the team's offensive line coach in 2009. Gilbert guided an Illinois offensive line in 2010 that paved the way for school-records in total points and points per game, as well as running back Mikel Leshoure's school record 1,697 rushing yards. The Illini led the Big Ten and ranked 11th in the nation in rushing.

In 2009, Gilbert guided an offensive line that assisted the team in averaging over 200 yards rushing per game, which ranked second in the conference and 17th nationally. He tutored Second Team All-America selection, Jon Asamoah, who was the team MVP, becoming the first offensive lineman to earn the honor since 1976. While at Illinois, Gilbert also tutored Jeff Allen who was selected in the second round of the 2012 NFL Draft by the Chiefs and has started 36-of-44 games over the last four seasons (2012-15).

Before coming to Illinois, Gilbert spent one season at the University of Houston (2008), where he led an offensive line that helped the team rank second in the nation in passing and total offense and 10th in scoring offense. The Cougars averaged 562 yards of total offense and 40 points per game as the line blocked for quarterback Case Keenum's 400 yards of total offense per game. Houston also featured 2008 All-Conference USA first-team selection, tackle Sebastian Vollmer, who has started 80-of-88 games for the New England Patriots over the last seven seasons.

Gilbert arrived in Houston after spending the 2007 campaign at the University of Toledo. He coached the tight ends in 2007, his second stint on the Rockets coaching staff. Gilbert worked with the offensive line at Toledo from 2001-03 before leaving to take the offensive line coaching position at the University of Central Florida, where he spent three seasons (2004-06).

In 2006, UCF ranked 30th nationally in passing offense (233.7 ypg.) and 34th in total offense (373.2 ypg.).

Golden Knights offensive lineman Kyle Smith earned honorable mention All-Conference USA accolades under Gilbert's tutelage. Gilbert's offensive line was one of Central Florida's most consistent units in 2005. The group helped pave the way for Conference USA Freshman of the Year Kevin Smith, who totaled 1,178 yards on the ground from his tailback position. Center Cedric Gagne-Marcoux garnered Conference USA All-Conference first-team recognition, while guard L.J. Anderson and tackle Patrick Brown earned All-Freshman Team honors. Guard Josh Sitton was also a member of the offensive line in 2006.

During his first stint at Toledo, Gilbert helped develop one of the nation's top offensive lines and also helped groom future New England Patriots starter Nick Kaczur. In 2001, Gilbert guided the Rocket offensive line to an outstanding season, helping pave the way for Mid-American Conference and Motor City Bowl championships. Toledo ranked 13th in the nation in total offense (444.5 ypg.), 16th in scoring offense (34.9 ppg.) and 17th in rushing offense (213.4 ypg.) that season. Gilbert's offensive line enjoyed a banner year in 2002 as the Rockets ranked fifth in the nation in total offense (472.2 ypg.), 11th in scoring (35.4 ppg.) and 16th in rushing (214.3 ypg.), while earning a second MAC West title and a repeat visit to the Motor City Bowl. Kaczur and center Chris Tuminello earned All-MAC first-team honors. In 2003, the Rockets ranked 11th in the country in total offense (462.7 ypg.) and sixth in passing efficiency (155.5). Kaczur made First Team All-MAC while fellow offensive tackle Erik Faasen earned second-team honors.

Gilbert also worked as a head coach at Mansfield University (Pa.) in 2000, and as an assistant coach at the University of Maine from 1994-99, including four years as offensive coordinator (1996-99). During his tenure with the Black Bears, Gilbert directed an offense that set 11 school and five NCAA I-AA records. Prior to coaching at Maine, Gilbert was the offensive line coach and recruiting coordinator at Northeastern University from 1991-93, and assistant line coach and recruiting coordinator at the University of Pennsylvania from 1989-1990. He started his career as a graduate assistant at the University of Albany from 1987-88.

Gilbert was a standout at Horseheads (N.Y.) High School where he earned All-Twin-Tier honors before attending Hamilton College in Clinton, N.Y. A four-year starter on the offensive line at Hamilton, Gilbert was a three-time all-conference selection, and in his senior season, became the first Hamilton player to earn First Team All-America honors.

A 1983 graduate of Horseheads High School, Gilbert earned a bachelor's degree in government at Hamilton in 1987. He and his wife, Cheryl, reside in Zionsville, Ind. with their daughter, Madison, and three sons, Nicholas, Joseph and Timothy.

COACHING CAREER

1987-1988	Albany	Graduate Assistant
1989-1990	Pennsylvania	Assistant Offensive Line/Recruiting Coordinator
1991-1993	Northeastern	Offensive Line/Recruiting Coordinator
1994-1995	Maine	Offensive Line
1996-1999	Maine	Offensive Coordinator
2000	Mansfield (Pa.)	Head Coach
2001-2003	Toledo	Offensive Line
2004-2006	Central Florida	Offensive Line
2007	Toledo	Tight Ends
2008	Houston	Offensive Line
2009	Illinois	Offensive Line
2010-2011	Illinois	Assistant Head Coach/Offensive Line
2012	Indianapolis Colts	Assistant Offensive Line
2013-2015	Indianapolis Colts	Offensive Line
2016	Indianapolis Colts	Assistant Offensive Line

FRANK **GIUFRE**

OFFENSIVE QUALITY CONTROL COACH
JOINED COLTS: 2012
YEARS IN NFL: 5 years
COLLEGE: Syracuse
HOMETOWN: Canastota, NY

Frank Giufre enters his fifth season as the offensive quality control coach for the Indianapolis Colts. Giufre is in his 16th year of coaching, which includes 11 seasons in college football.

Last year, Giufre helped coached an offense that finished with a league-leading six victories by backup quarterbacks. Reserve quarterback Matt Hasselbeck filled in for an injured Andrew Luck and led the Colts to a 5-3 record as the starter. Wide receiver T.Y. Hilton was named to his second-career Pro Bowl after catching 69 passes for 1,124 yards and five touchdowns. Hilton recorded his third-consecutive 1,000-yard receiving season and joined Marvin Harrison (eight) and Reggie Wayne (eight) as the only players in Colts history to post three or more 1,000-yard receiving seasons. Running back Frank Gore tallied 260 carries for 967 yards and six touchdowns. His 967 rushing yards ranked third in the AFC and were the most by a Colts running back since 2007 (Joseph Addai, 1,072).

In 2014, Giufre assisted an offense that set franchise single-season records in net yards (6,506) and net passing yards (4,894), while recording its second-highest point total (458) for a season. The team finished the regular season ranked first in the NFL in passing yards, third in net yards, fourth in time of possession and sixth in points scored. The Colts allowed only 29.0 sacks in 2014, which ranked eighth in the NFL and was the lowest total for the team since the 2010 campaign.

In 2013, Giufre helped coach an offense that averaged 341.8 yards per game, including 232.8 passing and 108.9 rushing. The Colts 1,743 total rushing yards were the most for the team since the 2006 campaign. Indianapolis set franchise records for the fewest turnovers (14) and fumbles lost (four) and became the first team in the NFL to finish a season with the least amount of turnovers and penalties since the 2002 Kansas City Chiefs. The Colts notched 35 10-play drives in 2013, which tied for second in the NFL. Indianapolis also allowed only 32.0 sacks for the year, which ranked sixth in the NFL and fourth in the AFC.

In 2012, Giufre assisted with a Colts offensive unit that averaged 362.4 net yards per game. Indianapolis also rushed for 104.4 yards per game, which is the most for the team since the 2007 campaign. The Colts averaged 8.9 plays per scoring drive, which ranked first in the NFL and completed 65 passes of 20 yards or more, which ranked third in the league. Giufre also coached a rookie class that generated 3,108 total offensive yards, which is the most by a team's rookie class since the 1970 NFL merger. The Colts joined the Washington Redskins in 2012 as the first teams to make the playoffs with rookies leading their clubs in both passing and rushing yards since the 1943 New York Giants.

Prior to joining the Colts, Giufre spent five seasons (2007-2011) as the run game coordinator, offensive line coach and tight ends coach at the University of Maine.

While at Maine, Giufre coached five offensive linemen who earned All-Colonial Athletic Association honors. In each of his first three seasons, the offensive line ranked in the top 18 nationally in fewest sacks allowed. Maine also finished in the CAA top four in rushing in each of Giufre's first two seasons, including paving the way for running back Jhamal Fluellen to rush for 1,052 yards in 2007.

Prior to coaching at Maine, Giufre spent the previous three seasons (2004-06) as the offensive line coach at Sacred Heart University. In 2004, Sacred Heart led the Northeast Conference in fewest quarterback sacks allowed with 13.0. Giufre's offensive line cleared the way for running back Ed Pricolo to earn NCAA FCS All-America honors in 2004 and 2005.

Giufre started his collegiate coaching career as a graduate assistant at the University of Miami (Fla.) (2001-03), working with the offensive and defensive lines and the tight ends. During his time with Miami, the Hurricanes won the 2001 National Championship with a 37-14 victory over Nebraska in the Rose Bowl and defeated Florida State in the 2004 Orange Bowl.

Giufre started his coaching career at Christian Brothers Academy High School in Syracuse, N.Y., where he coached the offensive line during the 2000 season.

Giufre was a two-year letterman as a guard and center at Syracuse University. He made five bowl appear-

ances with the Orange, suiting up for the Music City Bowl, Orange Bowl, Fiesta Bowl, Liberty Bowl and Gator Bowl. He earned his bachelor's degree in health and exercise science.

Giufre and his wife, Jessica, have two sons, James and Dominic.

COACHING CAREER

2001-2003	University of Miami (Fla.)	Graduate Assistant
2004-2006	Sacred Heart	Offensive Line
2007-2011	Maine	Run Game Coordinator/Offensive Line/Tight Ends
2012-2016	Indianapolis Colts	Offensive Quality Control

JIM **HERRMANN**

LINEBACKERS COACH

JOINED COLTS: 2016
YEARS IN NFL: 11 years
COLLEGE: Michigan
HOMETOWN: Cincinnati, OH

Jim Herrmann enters his first season with the Colts as the team's linebackers coach. He has 33 years of coaching experience, including 10 seasons in the NFL.

Herrmann previously served as the linebackers coach for the New York Jets (2006-08) and New York Giants (2009-2015) after spending 21 years on the coaching staff at his alma mater, the University of Michigan (1983, 1986-2005).

In 2015, Herrmann guided a Giants unit that used six different starting lineups at linebacker as the team battled through injuries. Linebacker Jonathan Casillas ranked second on the team with 88 tackles (67 solo), while fellow linebacker Jasper Brinkley finished third with 67 stops (49 solo).

Herrmann was instrumental in the development of rookie linebacker Devon Kennard in 2014. The fifth-round draft pick played in 12 games (six starts) and totaled 43 tackles (36 solo) and 4.5 sacks. Kennard was selected as NFC Defensive Player of the Week (Week 14) after recording six solo tackles, 2.0 tackles for loss, 2.0 sacks and a forced fumble against the Tennessee Titans. He became the first Giants defensive rookie to be honored as a Player of the Week. After losing starting linebacker Jon Beason early in the season due to injury, former Baltimore Raven, Jameel McClain, was thrust into the starting role for the Giants. Herrmann helped McClain establish a career-high with 117 tackles (75 solo) and tie his career-best with 2.5 sacks.

In 2013, Herrmann's unit helped the Giants defense finish eighth in the NFL after allowing 332.3 yards per game. New York used a linebacker by committee approach in 2011 after losing starter Jonathan Goff due to injury. The unit was manned by Chase Blackburn, Michael Boley and four rookie linebackers in Greg Jones, Mark Herzlich, Jacquian Williams and Spencer Paysinger as the Giants went on to win Super Bowl XLVI. In 2010, the Giants finished seventh in the NFL in total defense (310.8 ypg.) and eighth against the run (101.3 ypg.).

Prior to joining the Giants, Herrmann was the linebackers coach of the New York Jets from 2006-08. In 2008, the Jets defense ranked seventh in the NFL against the run (94.9 ypg.) and 16th overall (329.4 ypg.). Two of Herrmann's positional players, Eric Barton and Calvin Pace, were the team's top tacklers. In 2007, Herrmann was joined in New York by one of his former Michigan players, linebacker David Harris, whom the club drafted in the second round. As a rookie, Harris led the team with 117 tackles and tied for the team lead with 5.0 sacks.

Herrmann coached at Michigan for two decades (1983, 1986-2005) before making the jump to the NFL. He served as defensive coordinator/linebackers (1997-2005), linebackers/special teams (1995-96), inside linebackers (1990-94), volunteer coach (1988-89) and graduate assistant (1983, 1986-87) while in Ann Arbor. In his first season as defensive coordinator in 1997, the Wolverines won the national championship while leading the nation in multiple defensive categories, including total yards, scoring and pass efficiency. Herrmann received the Broyles Award as the National Assistant Coach of the Year.

In his nine years as defensive coordinator, Michigan won five Big Ten championships and the defense held 47 opponents to less than 100 rushing yards. The

Wolverines defense led the Big Ten in sacks three times (1997, 2001, 2002) and set a school record with 50.0 sacks in 2001. Herrmann coached six All-America selections, including former Colt Marlin Jackson, Ernest Shazor, Leon Hall, LaMarr Woodley, Larry Foote and Charles Woodson, who won the 1997 Heisman Trophy and was named the national Defensive Player of the Year as a senior.

Herrmann began his coaching career as a graduate assistant at his alma mater in 1983. He then coached for two years at the high school level in Michigan at Harper Woods Notre Dame High School (1984) and Orchard Lake St. Mary's (1985) before returning to the University of Michigan in 1986.

He was a three-year letter winner at linebacker for Michigan. In 1980, he was a member of Bo Schembechler's first Rose Bowl-winning team. Herrmann was a three-sport athlete and standout linebacker at Dearborn Divine High School. He is married to May Chamoun and they have two daughters, Christine and Jessica, and two sons, Cory and Timothy.

COACHING CAREER

1983	Michigan	Graduate Assistant
1984	Harper Woods Notre Dame (Mich.) High School	Defensive Coordinator/Linebackers
1985	Orchard Lake St. Mary's (Mich.) High School	Defensive Coordinator/Linebackers
1986-1987	University of Michigan	Graduate Assistant
1988-1989	University of Michigan	Volunteer Coach
1990-1994	University of Michigan	Inside Linebackers
1995-1996	University of Michigan	Linebackers/Special Teams Coordinator
1997-2005	University of Michigan	Defensive Coordinator/Linebackers
2006-2008	New York Jets	Linebackers
2009-2015	New York Giants	Linebackers
2016	Indianapolis Colts	Linebackers

JIM **HOSTLER**

TIGHT ENDS COACH

JOINED COLTS: 2015
YEARS IN NFL: 17 years
COLLEGE: Indiana University of Pennsylvania
HOMETOWN: Bethel Park, PA

Jim Hostler enters his second year with the Indianapolis Colts and first as tight ends coach. He served as wide receivers coach in 2015. Hostler holds 26 years of coaching experience, including the previous 16 seasons in the NFL.

In his first season in Indianapolis, Hostler guided wide receiver T.Y. Hilton to his second-career Pro Bowl after catching 69 passes for 1,124 yards and five touchdowns. Hilton recorded his third-consecutive 1,000-yard receiving season and joined Marvin Harrison (eight) and Reggie Wayne (eight) as the only players in Colts history to post three or more 1,000-yard receiving seasons.

Hostler was also instrumental in the continued development of second-year wide receiver Donte Moncrief, who set career highs in receptions (64), receiving yards (733) and receiving touchdowns (team-high six). Hostler also received production from veteran wide receiver Andre Johnson (41 receptions for 503 yards and four touchdowns) and rookie first-round pick Phillip Dorsett (18 receptions for 225 yards and one touchdown).

In 2014, Hostler served as the senior offensive assistant for the Buffalo Bills. During that season, wide receiver Sammy Watkins set Bills single-season rookie records for receptions (65) and receiving yards (982). The team also had three different players with at least 50 catches for the first time in franchise history.

Prior to joining the Bills, Hostler spent six seasons (2008-2013) as the Baltimore Ravens wide receivers coach, where he oversaw a receiving corps that played an integral role in the team's Super Bowl XLVII win. During the 2012 campaign, the Ravens wideouts finished second in franchise history for the most receiving yards for a single season with 3,996. From 2011-13, Torrey Smith ranked among the top 10 AFC receivers in yards per catch (fourth, 17.2), touchdown

receptions (seventh, 19) and receiving yards (eighth, 2,824).

In addition to Smith, Hostler helped wide receiver Anquan Boldin make an immediate impact on the Ravens offense upon his arrival following a trade from Arizona. During his three seasons (2010-12) with Baltimore, Boldin led the team in receptions (186), receiving yards (2,645) and first down receptions (132).

Hostler joined the Ravens in 2008 after spending three seasons (2005-07) with the San Francisco 49ers, serving as quarterbacks coach from 2005-06 and offensive coordinator in his final year. During his time with the 49ers, Hostler played an important role in tutoring 2005 No. 1 overall pick quarterback Alex Smith. In 2007, he helped running back Frank Gore become the third player in 49ers history to record over 1,000 rushing yards and 400 receiving yards in back-to-back seasons.

Prior to joining the 49ers, Hostler spent two years (2003-04) with the New York Jets coaching the quarterbacks and wide receivers. He helped develop Santana Moss, who totaled 119 receptions for 1,943 yards and 15 touchdowns from 2003-04. Wide receiver Justin McCareins had his best season under Hostler in 2004, starting 16 games and finishing with a career-high 56 receptions and 770 receiving yards.

From 2001-02, Hostler spent time working as the New Orleans Saints assistant wide receivers coach. He mentored Donté Stallworth in 2002, who finished with 42 receptions for 594 yards and eight touchdowns in his rookie season.

Hostler began his NFL coaching career in 2000 as an offensive assistant/quality control coach with the Kansas City Chiefs.

Before joining the NFL ranks, Hostler launched his coaching career in 1990 at his alma mater Indiana University of Pennsylvania. He spent a total of nine seasons (1990-92, 1994-99) at IUP, helping the school qualify for the NCAA Division II playoffs five times. In between coaching stints at IUP, Hostler spent the 1993 season as the offensive coordinator at Juniata College.

A four-year letterman and two-time Pennsylvania State Athletic Conference All-Conference selection, Hostler was a standout cornerback at IUP from 1986-89. During his collegiate playing career, he helped the Indians capture two titles and three trips to the PSAC Division II playoffs. Hostler earned a bachelor's degree in criminology from IUP in 1989.

A native of Bethel Park, Pa., Hostler and his wife, Jen, have three sons, Clint, Grant and Cooper, and a daughter, Attie.

COACHING CAREER

1990-1992	Indiana University of Pennsylvania	Running Backs
1993	Juniata College	Offensive Coordinator
1994-1996	Indiana University of Pennsylvania	Wide Receivers
1997-1998	Indiana University of Pennsylvania	Linebackers
1999	Indiana University of Pennsylvania	Offensive Coordinator/Quarterbacks
2000	Kansas City Chiefs	Offensive Assistant/Quality Control
2001	New Orleans Saints	Offensive Assistant/Quality Control
2002	New Orleans Saints	Assistant Wide Receivers/ Offensive Assistant/Quality Control
2003	New York Jets	Quarterbacks
2004	New York Jets	Quarterbacks/Wide Receivers
2005-2006	San Francisco 49ers	Quarterbacks
2007	San Francisco 49ers	Offensive Coordinator
2008-2013	Baltimore Ravens	Wide Receivers
2014	Buffalo Bills	Senior Offensive Assistant
2015	Indianapolis Colts	Wide Receivers
2016	Indianapolis Colts	Tight Ends

RICHARD **HOWELL**

ASSISTANT STRENGTH AND CONDITIONING COACH

JOINED COLTS: 2000
YEARS IN NFL: 17 years
COLLEGE: Davidson
HOMETOWN: Bladenboro, NC

Richard Howell is in his 17th season as assistant strength and conditioning coach of the Indianapolis Colts.

Howell is responsible for assisting Head Strength and Conditioning Coach Darren Krein in all aspects of the club's conditioning program. He has helped Krein implement a new strength and conditioning program during the 2016 offseason.

While with the Colts, Howell has also assisted in coordinating player development programs (2009-2011), one of which was honored by the NFL in 2009 as the league's Outstanding Financial Education Program.

In 2012, Howell helped install a new strength and conditioning program, which assisted the Colts to three consecutive 11-5 records and playoff berths (2012-14), including the AFC South Division Title in 2013 and 2014. The Colts have reached the playoffs 13 times during Howell's tenure on staff.

Howell previously served as a graduate assistant at the University of North Carolina in the strength and conditioning department (1998-99) and was the head strength and conditioning coach for the Barcelona Dragons of NFL Europe in 1999.

Howell started his coaching career as an assistant coach at Davidson College from 1994-98 and spent the summer of 1997 as an intern in the Carolina Panthers scouting department.

Howell was a quarterback at Davidson (1990-93) and was the team captain as a senior. Upon graduation, he held five school records and finished his senior season ranked fourth nationally in scoring for Division I-AA football. Howell played one season for Akersberga in a Sweden league. He holds a bachelor's degree in biology from Davidson.

Howell is a certified strength and conditioning specialist by the National Strength and Conditioning Association and a certified member of Functional Movement Systems. He and his wife, Karen, have three children, Alexis, Jacob and Joshua.

COACHING CAREER

1994-1998	Davidson	Assistant Coach
1998-1999	North Carolina	Graduate Assistant
1999	Barcelona Dragons	Strength and Conditioning Coach
2000-2016	Indianapolis Colts	Assistant Strength and Conditioning

LEE **HULL**

WIDE RECEIVERS COACH

JOINED COLTS: 2016
YEARS IN NFL: 1st year
COLLEGE: Holy Cross (undergraduate)
Worcester State (graduate)
HOMETOWN: Vineland, NJ

Lee Hull enters his first season as the wide receivers coach of the Indianapolis Colts. He holds 24 years of coaching experience, including 18 seasons at the collegiate level.

Hull served as the 19th head coach in Morgan State history for the last two seasons (2014-15) and compiled an 11-12 overall record. In 2015, Hull's defense ranked fourth in the Mid-Eastern Athletic Conference. The Bears possessed the league's second-best pass defense while ranking third in the MEAC in opponent first downs, opponent third down conversions and opponent fourth down conversions. Morgan State also had the best time of possession average per game in the conference. Quarterback Moses Skillon ranked fourth in the MEAC with 203.6 yards of total offense per game. Four of Hull's players garnered Third Team All-MEAC honors in center Dominique Woods, offensive tackle Cooper Clarkin, safety Peterson Janvier and cornerback Delonta Hall.

In his first season as head coach of Morgan State, Hull was named MEAC Coach of the Year and was a finalist for the Eddie Robinson Football Championship Subdivision Coach of the Year Award after leading the Bears to their first Division I playoff berth in school history. Morgan State set or tied 57 school and conference season or game records. The Bears were picked last (ninth) in the MEAC preseason poll and captured a share of the MEAC Title with a 7-6 record and the school's first winning season since 2009 (6-5). The Bears had a 6-2 conference record and earned its first conference championship since 1979. Morgan State finished with the MEAC's second-best rushing attack (211.3 ypg.). The Bears totaled 461 rushing attempts for 2,536 yards (5.5 avg.). Morgan State ranked 24th in the nation in rushing yards per game and tied for 23rd in sacks allowed (15.0) on 300 pass attempts.

Eight of Hull's players earned MEAC honors in 2014. Offensive lineman Darren Pinnock was named MEAC Offensive Lineman of the Year. Running back Herb Walker, Jr., linebacker Cody Acker and Pinnock garnered First Team All-MEAC honors. Center Clarence Swain, defensive end Christopher Robinson, defensive back Paul Eatman, Jr. and punter Lawrence Forbes were named Second Team All-MEAC. Hall was named Third Team All-MEAC.

Prior to joining Morgan State, Hull served as the wide receivers coach for six seasons (2008-2013) at the University of Maryland. He built one of the most talented receiving corps in the Atlantic Coast Conference and was instrumental in the development of future NFL wide receivers Darrius Heyward-Bey and Torrey Smith, who were selected in the first and second round of the NFL Draft. In 2012, Hull guided two future NFL Draft picks in wide receivers Stefon Diggs and Kevin Dorsey. While in College Park, Hull also coached LaQuan Williams, Tony Logan and Quintin McCree to professional football careers.

Hull coached for five seasons at Oregon State, serving as the running backs coach (2003-04) and wide receivers coach (2005-07). In Corvallis, he coached three All-America selections, including a pair of wideouts, and was a member of four bowl wins. In 2006, Hull was part of one of the most successful seasons in Oregon State history as the Beavers posted a 10-4 record, the second-best in school history, and won the Sun Bowl over Missouri. Wide receiver Sammie Stroughter earned All-America status after leading the Pac-10 Conference and ranking 10th in the nation in receiving yards per game (92.4). Stroughter went on to be selected by the Tampa Bay Buccaneers in the 2009 NFL Draft. In 2005, Hull coached wide receiver Mike Hass, who was named First Team All-America and the winner of the Biletnikoff Award, given annually to the nation's top receiver. Hass recorded the third-highest receiving yardage total (3,924) in league history. Hull coached future NFL running back Steven Jackson in 2003. Jackson garnered First Team All-Pac-10 and Third Team All-America honors and was selected in the first round of the 2004 NFL Draft by the St. Louis Rams.

Prior to Oregon State, Hull was on the coaching staff at his alma mater, Holy Cross, for five seasons (1998-2002). While at Holy Cross, Hull participated in the NFL's Minority Internship Program with the San Diego Chargers (2000-01). In 2007, he attended the Minority Coaches Forum in Chandler, Arizona. Hull also

interned as a volunteer assistant coach with the Winnipeg Blue Bombers of the Canadian Football League in 1999.

Hull began his coaching career at the high school level in Massachusetts. He was the head coach at South High School from 1996-97 after serving as the school's offensive coordinator from 1992-94. Hull was the passing game coordinator at Auburn High School in 1995.

After graduating from Holy Cross, Hull played three seasons in the Canadian Football League with the Winnipeg Blue Bombers (1990-92) and Toronto Argonauts (1992). In 1990, the Blue Bombers won the Grey Cup. Hull also signed with the New England Patriots as a free agent in 1998.

Hull was a standout receiver at Holy Cross from 1984-87, playing under former Maryland head coach and current Tampa Bay Buccaneers linebackers coach Mark Duffner his final two seasons. The Crusaders were 21-1 in his final two collegiate seasons. In 1987, Holy Cross was ranked No. 1 in Division I-AA and won the Colonial League title and the Lambert Cup. Hull was a preseason All-America choice as a junior. He earned his bachelor's degree in economics from Holy Cross in 1988 and a master's in secondary education from Worcester State in 1995.

A native of Vineland, N.J., Hull earned two letters as a wide receiver for Vineland High School. He was selected All-Cape League, First Team All-South Jersey, First Team All-New Jersey Group-4, honorable mention all-state and the Vineland Student-Athlete of the Year. He was also a track performer and competed in the long jump and ran the 400 meters. Hull and his wife, Stacey, have two sons, Alexander and Jordan, and one daughter, Laila.

COACHING CAREER

1992-1994	South (Mass.) High School	Offensive Coordinator
1995	Auburn (Mass.) High School	Passing Game Coordinator
1996-1997	South (Mass.) High School	Head Coach
1998	Holy Cross	Linebackers
1999	Holy Cross	Wide Receivers/Kickoff Coverage
2000-2002	Holy Cross	Wide Receivers/Passing Game Coordinator/Kickoff Return
2003-2004	Oregon State	Running Backs
2005-2007	Oregon State	Wide Receivers
2008-2013	Maryland	Wide Receivers
2014-2015	Morgan State	Head Coach
2016	Indianapolis Colts	Wide Receivers

DARREN **KREIN**

HEAD STRENGTH AND CONDITIONING COACH
JOINED COLTS: 2016
YEARS IN NFL: 17 years
COLLEGE: Miami (Fla.)
HOMETOWN: Aurora, CO

Darren Krein enters his first season as the head strength and conditioning coach of the Indianapolis Colts. He has 16 years of NFL coaching experience. Krein's strength and conditioning philosophy focuses on hard work and places a priority on functional movement to put his players in the best position to perform at the highest level.

Krein spent the last five seasons (2011-15) as the head strength and conditioning coach of the Miami Dolphins. In 2013, Krein was recognized by his peers with their highest honor as he was named the NFL Strength Coach of the Year at the league's annual Strength and Conditioning Coaches banquet in Indianapolis.

Prior to Miami, Krein had two stints with the Seattle Seahawks (1997-98 and 2001-09) as an assistant strength and conditioning coach. He assisted in the coordination of the players' weight training and the offseason conditioning program. Krein was also integral in the design and implementation of the rehabilitation process for injured players.

Krein was drafted by the San Diego Chargers in the fifth round (150th overall) of the 1994 NFL Draft. He missed his rookie season due to a knee injury. On June 17, 1995 Krein was claimed by the Green Bay Packers off waivers but did not see any game action. In 1996, he played the entire season with the Barcelona Dragons of the World League, but re-injured his knee and was forced to retire.

A native of Aurora, Colo., Krein was a four-year letterman at defensive end for the University of Miami (1989-1993). He was named a unanimous First Team All-Big East selection and Second Team Associated Press All-America choice as a senior. Krein totaled 190 career tackles and 17.5 sacks as a member of the Hurricanes and earned a degree in business management. He also holds a master's degree in kinesiology from A.T. Still University. Krein and his wife, Jennifer, have a daughter, Ella, and two sons, Aiden and Kellen.

COACHING CAREER

1997-1998	Seattle Seahawks	Assistant Strength and Conditioning
2001-2009	Seattle Seahawks	Assistant Strength and Conditioning
2011-2015	Miami Dolphins	Head Strength and Conditioning
2016	Indianapolis Colts	Head Strength and Conditioning

JOE **PHILBIN**

ASSISTANT HEAD COACH/OFFENSIVE LINE
JOINED COLTS: 2016
YEARS IN NFL: 14 years
COLLEGE: Washington & Jefferson
HOMETOWN: Springfield, MA

Joe Philbin enters his first season with the Indianapolis Colts as the team's assistant head coach/offensive line. He spent the last four seasons as the head coach of the Miami Dolphins. Philbin has over 30 years of coaching experience, including the past 13 seasons in the NFL.

Philbin compiled a 24-28 record in Miami after being named the 10th head coach of the Dolphins on January

20, 2012. In 2014, Miami's first six wins of the season were by at least 13 points. Only three other teams since the 1970 AFL-NFL merger recorded their first six (or more) wins in a season by margins of 13 points or more (2007 New England Patriots, 1999 St. Louis Rams and 1984 Washington Redskins). The Dolphins were also the third least penalized team in the NFL in 2014 as they finished 8-8 for the second consecutive season. From 2012-14, Miami was the least penalized team in the league.

In Miami, Philbin was instrumental in the development of quarterback Ryan Tannehill, whom the Dolphins drafted in the first round (eighth overall) of the 2012 NFL Draft. In 2014, Tannehill (4,045 passing yards) registered his first career 4,000-yard passing season as he joined Pro Football Hall of Famer Dan Marino as the only players to surpass that plateau in team history. Tannehill also recorded career highs in pass attempts (590), completions (392) and passing touchdowns (27). Running back Lamar Miller rushed for 1,099 yards to become the first Dolphins 1,000-yard rusher since Reggie Bush in 2011 (1,086 yards). Tannehill and Miller became the first duo in team history to throw for 4,000 yards and rush for 1,000 yards in the same season. Rookie wide receiver Jarvis Landry totaled 84 receptions, which were the most by a rookie in team history and the fourth-highest single-season total in team history. It was also the sixth-most receptions by a rookie in NFL history. Miami's pass defense ranked sixth in the NFL, allowing 222.3 passing yards per game.

The Dolphins finished the 2013 season with an 8-8 record as Philbin became the first Dolphins head coach to improve the team's record two consecutive years since the 1997 and 1998 campaigns. Miami was one of only four teams in the NFL in 2013 (Seattle, Cincinnati and Carolina) to improve their record for a second straight season. The Dolphins recorded a takeaway in 15 of their 16 games, becoming one of only five teams to accomplish that feat in 2013. Offensively, Tannehill threw for 24 touchdowns in his second season and became only the second quarterback in team history, joining Marino, to throw for 24-or-more touchdowns in a season. The Dolphins finished third in the AFC in scoring defense and limited opponents to a 77.3 passer rating, the third lowest total in the AFC and the fifth lowest total in the NFL.

In his first season as head coach in 2012, Philbin guided the Dolphins to a 7-9 record. Miami finished tied for first in the AFC in touchdowns allowed on defense (32), as their 42.6 percent of red zone touchdowns allowed was the lowest in the NFL. Defensively, Miami ranked third in the AFC in points allowed per game (19.8). The unit's 36.6 percent third down conversion rate against was sixth best in the AFC and 10th best in franchise history. Tannehill set franchise rookie records in several offensive categories and became the first quarterback in team history to start all of the team's games in his first year in the league.

Prior to joining the Dolphins, Philbin coached nine seasons (2003-2011) for the Green Bay Packers. In Green Bay, he served as offensive coordinator (2007-2011), offensive line coach (2006), tight ends/assistant offensive line (2004-05) and assistant offensive line (2003). In 2010, he was a member of the Packers' Super Bowl XLV winning team. In his five seasons as offensive coordinator, he directed a unit that ranked in the top 10 in both total yards and total points, joining the New England Patriots as the only teams to accomplish that feat during that period. Green Bay's point total (2,263) was third in the league over that five-year span, trailing only New England (2,457) and New Orleans (2,283). Green Bay reached the playoffs in four of Philbin's five seasons as offensive coordinator as 12 Packers were selected to the Pro Bowl.

Before making the leap to the NFL, Philbin coached at the collegiate level at Iowa (1999-2002), Harvard (1997-98), Northeastern (1995-96), Ohio (1994), Allegheny College (1990-93), U.S. Merchant Marine Academy (1988-89) and Worcester Tech (1986-87). He served as a graduate assistant at Tulane from 1984-85. Philbin was part of a Division III National Championship at Allegheny in 1990 while serving as offensive coordinator/offensive line coach.

A native of Springfield, Mass., Philbin graduated from Washington & Jefferson College (Pa.) in 1984, where he played tight end (1980). He has a master's degree in education from Tulane University (1986). Philbin and his wife, Diane, have six children, Matthew, John, Kevin, Tim, Colleen and a deceased son, Michael.

COACHING CAREER

1984-1985	Tulane University	Graduate Assistant
1986-1987	Worcester Tech	Offensive Line
1988-1989	U.S. Merchant Marine Academy	Offensive Line
1990-1993	Allegheny College	Offensive Coordinator/Offensive Line
1994	Ohio University	Offensive Line
1995-1996	Northeastern University	Offensive Coordinator/Offensive Line
1997-1998	Harvard	Offensive Coordinator/Offensive Line
1999-2002	Iowa	Offensive Line
2003	Green Bay Packers	Assistant Offensive Line
2004-2005	Green Bay Packers	Tight Ends/Assistant Offensive Line
2006	Green Bay Packers	Offensive Line
2007-2011	Green Bay Packers	Offensive Coordinator
2012-2015	Miami Dolphins	Head Coach
2016	Indianapolis Colts	Assistant Head Coach/Offensive Line

BRIAN **SCHOTTENHEIMER**

QUARTERBACKS COACH

JOINED COLTS: 2016
YEARS IN NFL: 17 years
COLLEGE: Florida
HOMETOWN: Denver, CO

Brian Schottenheimer enters his first season with the Colts as the team's quarterbacks coach. He has 19 years of coaching experience, including 16 seasons in the NFL.

Schottenheimer comes to Indianapolis having spent the 2015 season serving as the offensive coordinator/quarterbacks coach at the University of Georgia. Last year, the Bulldogs totaled 4,904 yards of net offense and ranked fifth in the Southeastern Conference with a 60.9 completion percentage. Schottenheimer coached running back Nick Chubb who totaled 747 rushing yards in six games before suffering a season-ending injury. Chubb's total included a streak of five consecutive 100-yard games to start the season.

Prior to his return to the college ranks, Schottenheimer spent three seasons as the offensive coordinator for the St. Louis Rams (2012-14). In 2014, St. Louis averaged 314.7 net yards per game despite starting quarterback Sam Bradford missing the final nine games due to injury. In his absence, Austin Davis and Shaun Hill combined to throw for 3,658 yards and 20 touchdowns.

In 2013, St. Louis scored 27 or more points on six different occasions matching the Rams total from 2009-2012. The Rams tallied 38 touchdowns in 2013 which was the most in a single season for the franchise since the 2006 season when they reached the end zone 39 times. Under Schottenheimer, running back Zac Stacy rushed for 973 yards, the third-most rushing yards in franchise history by a rookie, while Jared Cook set the Rams single-season record for receiving yards (671) by a tight end.

In Schottenheimer's first season with St. Louis, the Rams logged a 6.6 points per game average increase from the previous season with Bradford setting career highs in passing yards (3,702), touchdown passes (21) and passer rating (82.5). He also masterminded an offense that allowed 20.0 fewer sacks than it did a season earlier as well as helping running back Steven Jackson record his eighth consecutive 1,000-yard season.

Schottenheimer came to the Rams having spent six seasons in the same capacity with the New York Jets (2006-2011). During his time in New York, he assembled an offense that helped the Jets earn back-to-back appearances in the AFC Championship Game.

In 2011, the Jets led the NFL in red zone percentage as they scored touchdowns on 36 of their 55 trips deep in their opponents end (65.5 percent). In 2010, New York had the NFL's fourth best rushing offense and finished 11th in total yards. During the 2009 season, the Jets became just the third team since 2001 to average more than 170 rushing yards per game when they averaged 172.3 while also finishing in the top 10 in the NFL in points per game.

Under Schottenheimer, Mark Sanchez became the most productive postseason passer in Jets history

winning four road playoff games, the most in Jets history and tied for most in NFL history, while tossing a club record nine touchdown passes over the course of two postseasons.

In 2008, the Jets recorded 405 points marking just the third time in franchise history that they reached the 400-point plateau. On the back of preseason acquisition Brett Favre and a strong rushing attack featuring Pro Bowl running back Thomas Jones and Leon Washington, the Jets tallied 42 offensive touchdowns, their most in a decade. Jones led the AFC with 1,312 rushing yards and broke the Jets single-season record with 13 rushing touchdowns while Washington added 448 yards and six scores himself. The rushing duo earned a 4.75 yards per carry average which was the best mark in team history.

In 2007, Thomas Jones eclipsed the 1,000-yard mark for the third consecutive season and his first under Schottenheimer as a member of the New York Jets. In his first season with New York he helped the Jets accomplish a quick turnaround earning a 10-6 record after finishing 4-12 the season before.

Schottenheimer joined the Jets in 2006 after spending four seasons in San Diego as the quarterbacks coach. In 2004, Drew Brees earned Pro Bowl honors for the first time in his career throwing 27 touchdown passes and finished third in the NFL in passer rating. Schottenheimer oversaw the growth of Philip Rivers, who worked with Schottenheimer as Brees' understudy during Rivers' first two years in the NFL.

Before his spell in San Diego, Schottenheimer worked for his father, Marty, in Washington and Kansas City. He was an offensive assistant with the Chiefs and was the quarterbacks coach during his lone season with the Redskins. In between those two stops, he moved to the collegiate level, overseeing the tight ends at Southern California in 2000 and wide receivers at Syracuse in 1999.

Schottenheimer got his start as an offensive assistant under Dick Vermeil with the St. Louis Rams in 1997.

As a player, Schottenheimer earned three letters as a quarterback at the University of Florida from 1994-96, where he played under Steve Spurrier and backed up Heisman Trophy winner Danny Wuerffel during the Gators 1996 National Championship season. His career began at the University of Kansas where he played one season in 1992 before transferring to Florida to play under the tutelage of Spurrier.

In high school, he led Blue Valley High School in Stilwell, KS to the 1991 Kansas 5A state football championship as a senior while earning all-state first-team and All-America honorable mention honors. Schottenheimer and his wife, Gemmi, have a son, Sutton, and a daughter, Savannah.

COACHING CAREER

1997	St. Louis Rams	Offensive Assistant
1998	Kansas City Chiefs	Offensive Assistant
1999	Syracuse	Wide Receivers
2000	Southern California	Tight Ends
2001	Washington Redskins	Quarterbacks
2002-2005	San Diego Chargers	Quarterbacks
2006-2011	New York Jets	Offensive Coordinator
2012-2014	St. Louis Rams	Offensive Coordinator
2015	University of Georgia	Offensive Coordinator/Quarterbacks
2016	Indianapolis Colts	Quarterbacks

JEMAL **SINGLETON**

RUNNING BACKS COACH

JOINED COLTS: 2016
YEARS IN NFL: 1st year
COLLEGE: Air Force
HOMETOWN: San Antonio, TX

Jemal Singleton enters his first season as the running backs coach of the Indianapolis Colts. He has 14 years of collegiate coaching experience, including nine seasons at his alma mater, Air Force. He served as the special teams coordinator/running backs coach at Arkansas in 2015.

Last season, Singleton guided Razorbacks running back Alex Collins to a career year. Collins started a career-high 12 games and totaled 271 carries for 1,577 yards (5.8 avg.) and 20 touchdowns. He also contributed with 13 receptions for 95 yards en route to being named a semifinalist for the Doak Walker Award, given annually to the best running back in the nation. Collins set career highs in every statistical rushing category despite recording consecutive 1,000-yard rushing seasons in his previous two years. He ranked among the best in the nation and the Southeastern Conference in rushing yards (12th in nation/third in SEC) and rushing touchdowns (tied for sixth in nation/third in SEC). Collins' 121.3 rushing yards per game ranked 12th in the nation and third in the SEC. Collins was named Second Team All-SEC for his efforts.

Singleton served as the running backs coach at Oklahoma State for four seasons (2011-14). One principle that Singleton stresses is ball security, and in 2014 the Cowboys running backs did not commit a single turnover during the season, combining for 509 touches with only one fumble, a ball that was recovered by Oklahoma State. In 2013, the Cowboys rushed for 35 touchdowns in the regular season, ranking second in the Big 12 and 15th nationally. The mark also was the sixth-best in a single season in school history. Desmond Roland rushed for 13 touchdowns, leading all Big 12 running backs and ranking 31st nationally despite not starting until the seventh game of the season.

In Stillwater, Singleton was instrumental in the development of running back Joseph Randle. In 2012, Randle was a unanimous First Team All-Big 12 selection after leading the conference with 1,417 rushing yards. Randle was selected by the Dallas Cowboys in the fifth round of the 2013 NFL Draft.

The Cowboys had one of their best seasons in program history in Singleton's first season with the program. Oklahoma State won the Big 12 and ranked No. 3 in the final Associated Press poll. Randle rushed for 24 touchdowns, the fourth-most in the Football Bowl Subdivision that season and earned First Team All-Big 12 honors from the Associated Press. Singleton's running backs totaled 10 games of 100 yards or more.

Singleton joined Oklahoma State after 11 years at Air Force, where he served as the run game coordinator/running backs (2007-2010), running backs coach (2006), varsity assistant (2003-05) and prep assistant (2000). During his tenure as running backs coach, the Falcons led the Mountain West Conference in rushing and ranked in the top 10 nationally each season.

In 2010, Air Force ranked second in the nation with 306.5 rushing yards per game. The team totaled 3,985 rushing yards, which was the second-best total in MWC history at the time. The Falcons also rushed for 41 touchdowns, tying the MWC record. In 2009, Air Force averaged 283.5 rushing yards per game, the third-best mark in the nation. Singleton tutored Chad Hall in 2007, who was named MWC Offensive Player of the Year and earned Third Team All-America honors. Hall rushed for 1,478 yards and totaled 2,683 all-purpose yards, helping Air Force win nine games. Hall would go on to play three seasons in the NFL with the Philadelphia Eagles and Kansas City Chiefs. In Singleton's first season as running backs coach in 2006, the Falcons averaged nearly one less fumble per game than the previous season.

Singleton began his coaching and Air Force career as an instructor and assistant head coach/offensive coordinator at the United States Air Force Academy Preparatory School in 2000. He was then stationed at Little Rock Air Force Base in Jacksonville, Ark., from January 2001 to January 2003 and served as a public affairs officer. Singleton returned to the Academy in the spring of 2003 and served as the executive officer for the athletic director before becoming the junior varsity defensive coordinator and varsity assistant coach.

Singleton earned three letters as a halfback at Air Force. He was named All-Western Athletic Conference honorable mention as a senior. He helped the school win 10 games in back-to-back seasons for the first time in school history, including its first outright conference title. Singleton is one of just six players in Air Force history to ever be elected a two-time captain.

Singleton, the son of an Air Force Sergeant, was born in Incirlik, Turkey. He graduated from the Air Force Academy in 1999 with a degree in social sciences. Singleton and his wife, Jennifer, have two daughters, Morgan and Mallory.

COACHING CAREER

2000	Air Force	Prep Assistant
2003-2005	Air Force	Varsity Assistant
2006	Air Force	Running Backs
2007-2010	Air Force	Run Game Coordinator/Running Backs
2011-2014	Oklahoma State	Running Backs
2015	Arkansas	Special Teams Coordinator/Running Backs
2016	Indianapolis Colts	Running Backs

SHAWN **TERLECKY**

DEFENSIVE QUALITY CONTROL COACH

JOINED COLTS: 2013
YEARS IN NFL: 4 years
COLLEGE: Mercyhurst University/ Capital University Law School
HOMETOWN: Niles, OH

Shawn Terlecky enters his fourth season with the Colts and his first as the team's defensive quality control coach. He has 12 years of coaching experience and spent the last three seasons with the Colts as the team's assistant to the head coach.

The Colts recorded a 30-18 record over the last three seasons, which included two AFC South Division championships and one appearance in the AFC Championship Game in 2014.

Prior to the Colts, Terlecky was a defensive intern/ quality control coach for Louisiana State University from 2010-12. In the course of those three seasons, the Tigers defense earned national rankings of eighth, second and 12th in total defense. In 2011, LSU also ranked second nationally in scoring defense. He coached in the Chick-fil-A Bowl, AT&T Cotton Bowl and the 2012 BCS National Championship.

From 2008-2010, Terlecky was the cornerbacks coach/ recruiting coordinator for Mercyhurst University. In 2008, the defense ranked 20th nationally in total defense and 16th in scoring defense. In addition, the Laker pass defense led the Pennsylvania State Athletic Conference and ranked seventh in the country.

Terlecky spent three seasons (2005-07) at the University of North Carolina as a graduate assistant with focuses on linebackers (2005), secondary (2006) and the defensive line (2007).

He began his coaching career at his alma mater, Mercyhurst University in 2004, where he worked with the outside linebackers and wide receivers.

Terlecky graduated with a Bachelor of Arts degree in sports organizational management from Mercyhurst University. He also holds a Juris Doctor degree from Capital University Law School. Terlecky competed at safety for one year with the Mercyhurst football team as well.

Terlecky attended John F. Kennedy High School in Warren, Ohio and was a two-year letterman at safety and wide receiver. He was part of a team that won the Ohio Division IV championship as a junior and was a runner-up as a senior.

Terlecky and his wife, Nafeeza, reside in Brownsburg, Ind.

COACHING CAREER

2004	Mercyhurst	Outside Linebackers/Wide Receivers
2005-2008	University of North Carolina	Graduate Assistant
2008-2010	Mercyhurst	Cornerbacks/Recruiting Coordinator
2010-2012	Louisiana State University	Defensive Intern
2013-2015	Indianapolis Colts	Assistant to the Head Coach
2016	Indianapolis Colts	Defensive Quality Control

BRAD **WHITE**

OUTSIDE LINEBACKERS COACH

JOINED COLTS: 2012
YEARS IN NFL: 5 years
COLLEGE: Wake Forest
HOMETOWN: Portsmouth, RI

Brad White enters his fifth season with the Indianapolis Colts and second as outside linebackers coach. He previously served as the assistant linebackers coach (2014) and the defensive quality control coach (2012-13).

Last season, White guided a group that was boosted by the return of Colts all-time sack leader, outside linebacker Robert Mathis, who missed the entire 2014 season. Mathis tied for the team-lead with 7.0 sacks despite missing most of the 2015 offseason and the season opener while recovering from a torn Achilles. Outside linebacker Erik Walden ranked fifth on the team with 57 tackles (43 solo) and tied for third with 3.0 sacks. White also coached veteran newcomer outside linebacker Trent Cole, who matched Walden with 3.0 sacks. The Colts defense finished the year with five touchdowns, which tied for the most in a single season in franchise history dating back to 1975 and 1994. White's unit helped the defense rank sixth in the NFL in interceptions (17) and tie for first in the league with four interceptions returned for touchdowns.

In 2014, inside linebackers D'Qwell Jackson (184) and Jerrell Freeman (144) finished first and second on the team in tackles and became the Colts first linebacker pair with 100-plus tackles in the same season since 2011. Jackson earned his first career Pro Bowl nod after leading the team in tackles and posting career highs in sacks (4.0) and fumble recoveries (four). In addition, rookie outside linebacker Jonathan Newsome led the team with 6.5 quarterback takedowns while Walden finished second on the team with a career-high 6.0 sacks on the year.

In 2013, White helped coach a defense that ranked fourth in the AFC in points allowed (21.0), tied for fifth in sacks (42.0) and eighth in interceptions (15). Mathis led the NFL in sacks (19.5) and forced fumbles (eight), while Freeman tied for third in the league with six forced fumbles. Cornerback Darius Butler posted a team-leading four interceptions for the second straight year and led all AFC cornerbacks with eight interceptions from 2012-13.

In 2012, White assisted a defense that registered 32.0 sacks, 12 interceptions and allowed a 38.1 third down conversion percentage, which ranked eighth in the AFC. The Colts defense returned four interceptions for touchdowns, which was tied for the most in a single season in franchise history. White helped the development of 19 different starters on the defensive side of the ball, including Freeman who joined the team from the Canadian Football League during the offseason and set a franchise record for tackles in a season (203).

White joined the Colts after spending two seasons as the inside linebackers coach at the Air Force Academy (2010-11).

While at Air Force, White was instrumental in the development of linebackers Jordan Waiwaiole and Brady Amack, who were each first-year starters in 2010. Waiwaiole led the team in tackles with 96 in 2010, while Amack led the team with 136 in 2011.

Prior to coaching at the Air Force Academy, White spent the 2009 season as the safeties coach at Murray State University. He started his coaching career at Wake Forest University, where he was a defensive graduate assistant for the 2007-08 seasons.

A graduate of Wake Forest, White started at linebacker for the Demon Deacons from 2002-04. He finished his playing career with 227 tackles, 19.0 tackles for loss, 4.0 sacks and eight passes defensed, while starting 34-of-35 games played. White was a three-time Academic All-Atlantic Coast Conference selection and was named to the 2004 CoSIDA Academic All-District III team. He graduated from Wake Forest with a bachelor's degree in analytical finance and a master's degree in accounting.

White and his wife, Kate, have two children, Julia and Lincoln.

COACHING CAREER

2007-2008	Wake Forest	Defensive Graduate Assistant
2009	Murray State	Safeties
2010-2011	Air Force	Inside Linebackers
2012-2013	Indianapolis Colts	Defensive Quality Control
2014	Indianapolis Colts	Assistant Linebackers
2015-16	Indianapolis Colts	Outside Linebackers

GREG **WILLIAMS**

DEFENSIVE BACKS COACH

JOINED COLTS: 2016
YEARS IN NFL: 8 years
COLLEGE: North Carolina
HOMETOWN: Bolingbrook, IL

Greg Williams enters his first season with the Colts as the team's defensive backs coach. He holds 13 years of coaching experience, including seven seasons in the NFL.

Williams spent the last seven seasons with the San Diego Chargers as the team's assistant linebackers coach (2009-2012) and assistant secondary coach (2013-15). Last year, the Chargers defense recorded 11 interceptions (one returned for a touchdown) and 62 passes defensed. The unit also allowed 22 passing touchdowns, which was tied for the seventh-fewest in the NFL and the third-fewest in the AFC.

Williams oversaw a secondary that ranked fourth in the NFL in pass defense in 2014. Safety Eric Weddle led the Chargers with 114 tackles (91 solo), eight passes defensed, one interception and two forced fumbles en route to his second consecutive Pro Bowl selection.

In Williams' first season working with the secondary (2013), the Chargers ranked sixth in the AFC in passing touchdowns allowed and totaled 11 interceptions and 67 passes defensed. Weddle led the defense with 115 tackles, two interceptions, 1.0 sack and one forced fumble.

As the assistant linebackers coach from 2009-2012, the Chargers defense ranked 11th in the NFL and sixth in the AFC in rushing defense over the four-year span (107.5 ypg.). The defense also totaled 152.0 sacks and 36 fumble recoveries. In 2009, San Diego posted a 13-3 record and won the AFC West Division for the fourth consecutive year. Williams had two of his linebackers post back-to-back 11.0-sack seasons, including Shaun Phillips (tied for 10th in the NFL in 2010) and Antwan Barnes (tied for 11th in the NFL in 2011).

Prior to San Diego, Williams spent the 2008 season as a secondary and defensive graduate assistant at the University of Pittsburgh. The Panthers recorded a 9-4 record and ranked second in the Big East Conference. The team also reached the Sun Bowl. Pittsburgh's defense allowed 193.0 passing yards per game in addition to intercepting 14 passes.

Williams spent two seasons (2006-07) with Arkansas Tech University coaching the defensive backs and serving as a recruiting coordinator. He got his start in coaching as an intern at Arizona State in 2003 before joining the College of DuPage staff for two years. After working with the wide receivers in 2004 he switched focuses and worked primarily with defensive backs in 2005.

Williams played wide receiver and defensive back at the University of North Carolina from 1994-97 under Mack Brown. He helped the Tar Heels to three bowl wins while finishing in The Associated Press Top 10 twice, including an 11-1 record during his senior year in 1997 when they finished fourth in the AP Poll.

Williams graduated with a degree in sociology, and went to training camp with the Chicago Bears and New York Giants before spending time in NFL Europe, the XFL and the Arena League.

COACHING CAREER

2003	Arizona State	Intern
2004-2005	College of DuPage	Assistant Coach
2006-2007	Arkansas Tech	Defensive Backs/Recruiting Coordinator
2008	Pittsburgh	Secondary/Defensive Graduate Assistant
2009-2012	San Diego Chargers	Assistant Linebackers
2013-2015	San Diego Chargers	Assistant Secondary
2016	Indianapolis Colts	Defensive Backs

QUADRIAN **BANKS**

CONDITIONING/PERFORMANCE ANALYST

JOINED COLTS: 2016
YEARS IN NFL: 4 years
COLLEGE: Texas (undergraduate)
Prairie View A&M (graduate)
HOMETOWN: Dallas, TX

Quadrian Banks enters his first season with the Indianapolis Colts as the team's conditioning/performance analyst. He has 11 years of coaching experience, including eight years at the collegiate level. Banks served as the assistant strength and conditioning coach of the Philadelphia Eagles for the last three seasons (2013-15). Prior to joining the NFL, Banks was the director of athletic performance for two seasons (2011-12) at Gardner-Webb University, where he and his staff were responsible for the school's 21 intercollegiate teams. He also had stops at the University of Mississippi (2008-2010), the University of Richmond (2007-08), Hampton University (2007) and Prairie View A&M (2005-06). Banks began his career as a student assistant with the strength and conditioning program at his alma mater, the University of Texas, where he worked exclusively with the football and basketball programs. He also worked in the private sector with Train 4 The Game in Austin, Texas (2003-04) and Velocity Sports Performance (2006). A native of Dallas, Banks attended Garland Christian Academy High School. He graduated from Texas with a bachelor's degree in kinesiology, health promotion and fitness in 2003. Banks also earned his master's degree in health and physical education from Prairie View A&M in 2005. He and his wife, Ann Marie, married in June of 2014.

JEFF **POPOVICH**

ASSISTANT TO THE HEAD COACH

JOINED COLTS: 2016
YEARS IN NFL: 1st year
COLLEGE: Miami (Fla.)
HOMETOWN: Tucson, AZ

Jeff Popovich enters his first season with the Colts as the team's assistant to the head coach. He has 12 years of collegiate coaching experience and spent two seasons in the NFL as a player. Popovich served as an assistant coach working with the cornerbacks at the University of Texas at San Antonio for the last three years (2013-15). Prior to UTSA, Popovich spent six seasons (2007-2012) as an assistant coach at Florida International, where he mentored the defensive backs, served as the program's pro liaison and was the special teams coordinator during his final year in 2012. He was named one of the nation's top recruiters at a non-Bowl Championship Series Conference program by *Rivals.com* in 2012. Popovich began his coaching career as a graduate assistant under Larry Coker at his alma mater, the University of Miami, working with the defensive backs and special teams from 2005-06. A four-year letterwinner at Miami from 1996-99, Popovich played all four seasons under the tutelage of Colts Head Coach Chuck Pagano, who served as secondary/special teams coach for the Hurricanes from 1995-2000. Popovich appeared in 48 games (11 starts) at Miami and totaled 154 tackles, three fumble recoveries, one interception and one forced fumble as a cornerback. He was a three-time Big East All-Academic Team selection and an Academic All-America candidate. In 2000, Popovich earned a bachelor's degree in biomedical engineering and served as a student coach for the Hurricanes. Popovich played for the Tampa Bay Buccaneers during the 2000 preseason and for the Atlanta Falcons in 2001. He was also a member of the 2001 Barcelona Dragons squad that played in the World Bowl. A native of Tucson, Ariz., Popovich was a star quarterback and defensive back on the football team and a record-setting track and field athlete at Sabino High School in Tucson. He is married to the former Lara Hargreaves and the couple has two daughters, Sayle and Copeleigh.

13
81
10

FOOTBALL OPERATIONS

JIMMY **RAYE III**

Vice President of Football Operations

Jimmy Raye III enters his fourth season as the vice president of football operations for the Colts. The 2016 campaign will also mark Raye's 22nd season in the NFL, including 17 years with the San Diego Chargers. He served as San Diego's director of player personnel from 2008-2012, overseeing the team's professional and college scouting departments while assisting on player personnel matters. Raye joined the Chargers in 1996 and spent four seasons (1996-99) as a scout. He was then elevated to the team's director of college scouting, spending eight years in that role (2000-07).

With the Colts, Raye works closely with General Manager Ryan Grigson on personnel matters. In addition to assisting with the roster, salary cap and free agency process, Raye also contributes extensively with preparation for the NFL Draft, the NFL Combine and prospect visits. Dating back to 2014, he has handled the college free agent process. In the last two seasons, the Colts have featured eight undrafted free agents who, in their rookie season, played in at least one regular season game, with two players starting games.

During Raye's tenure with the Chargers, the team compiled six winning seasons and five AFC West Division titles. San Diego posted four straight division crowns from 2006-09, which included a 14-2 campaign in 2006, marking the most wins for the team in a single season in franchise history. That season the Chargers also led the league in Pro Bowl selections with 11. Raye played an instrumental role in the draft selections of LaDainian Tomlinson (2001), the Chargers all-time leading rusher (12,490 yards) as well as quarterback Drew Brees (2001), cornerback Quentin Jammer (2002), wide receiver Vincent Jackson (2005) and running back Darren Sproles (2005). He was also part of a staff that signed undrafted free agent Antonio Gates, the team's all-time leading receiver (10,644 yards) in 2003. From Raye's first season as San Diego's director of college scouting in 2000 to his departure in 2012, the Chargers led the NFL in the total number of college free agents who earned a spot on the 53-man roster.

Raye's NFL career started with the Kansas City Chiefs as the team's offensive quality control coach in 1995. Prior to his time in the NFL, he spent the 1994 season as a wide receivers coach at Irvine (Calif.) High School and worked for the Amsterdam Admirals of the World League in April of 1995. A former wide receiver at San Diego State (1986-1990), Raye earned a degree in public administration. He left the university tied for eighth on the school's all-time receiving list with 111 catches. In 1991, Raye signed with the Los Angeles Rams and spent the entire campaign on the team's roster. He then went on to training camps with the Chargers (1992) and Houston Oilers (1993).

Raye's success and emergence as a top football mind in the NFL has not gone unnoticed, as he has been recognized throughout his career by receiving invitations to attend the 2003 NFL Stanford Executive Education program in its inaugural year at Stanford Business School and again in 2013 at the NFL Career Symposium at University of Pennsylvania Wharton Business School. Raye was also invited to attend the NFL's inaugural General Managers' Workshop at the league office in June of 2016. The event helps top tier general manager candidates prepare for the next step.

Raye has been honored with the Fritz Pollard Alliance "Salute to Excellence" Award in back-to back years (2014-15), recognizing those who display outstanding performance through the year on the field and in the front office of the National Football League.

Born in Fayetteville, N.C., Raye's family moved to Irvine, Calif. where he became an all-league quarterback and defensive back at Irvine High School. He also played basketball and ran track. Raye's father, Jimmy Raye II, played for the Philadelphia Eagles in 1969 and currently works as a consultant for the NFL's football operations department.



MIKE **BLUEM**

Director of Football Administration

Mike Bluem enters his fifth season with the Indianapolis Colts as the team's director of football administration and his 22nd year in the NFL. Bluem's primary responsibilities include negotiating player contracts as well as managing the salary cap and player budgets. He is also responsible for keeping the club in compliance with the Collective Bargaining Agreement and NFL player personnel rules. Bluem served as a member of the NFL Management Council Club Services Committee from 2004-2014 and was invited to the 2014 NFL Career Development Symposium. Prior to joining the Colts, he spent 17 seasons with the Denver Broncos beginning in 1995 as an intern in college scouting. Bluem served as the college scouting assistant during Denver's back-to-back championships in Super Bowl XXXII and Super Bowl XXXIII before being named coordinator of college scouting operations in 2000. He took on additional responsibilities with the salary cap in 2001 when he was named coordinator of football administration, a position he held until 2005 when he was then promoted to director of football administration. A native of Lewisville, Texas, Bluem earned his bachelor's degree in sports management from Liberty University in 1995. He resides in Carmel, Ind. with his wife, Shelley, and their 10-year-old twins, Zackary and Kylie.



T.J. **McCREIGHT**

Director of College Scouting

T.J. McCreight enters his fifth season with the Colts as the team's director of college scouting. He joined the club in 2012 following three seasons (2009-2011) with the Arizona Cardinals where he served as the director of pro personnel. In addition to leading the pro personnel department, he assisted in pro scouting, advance scouting of opponents and unrestricted free agency. Prior to starting in Arizona in March of 2009, McCreight was with the Cleveland Browns for four years (2005-08), including the final two seasons as the director of player personnel. He started his scouting career with the Baltimore Ravens where he spent eight seasons (1997-2004) as the team's national scout (2003-04) and east coast area scout (1997-2002). McCreight graduated from Liberty University where he competed as a tight end. He began his coaching career as the receivers coach at Oberlin College in 1993 and then worked four seasons as the defensive line coach at Delaware State University. During the 2013 offseason, McCreight attended the NFL career symposium at the University of Pennsylvania Wharton Business School. T.J. and his wife, Linda, have one son, Matthew, and one daughter, Maggie.



KEVIN **ROGERS**

Director of Pro Personnel

Kevin Rogers is in his 16th season with the Colts and his third as director of pro personnel. Rogers was promoted to the position after serving as the associate director of pro personnel from 2010-13. He initially joined the Colts as an operations intern during the team's 2001 training camp. Rogers was a scouting assistant from 2001-05 and a pro scout from 2006-09. He graduated from Villanova University in 2001 with a bachelor's degree in finance and was a quarterback on the Wildcats football team. His father, Kevin Rogers Sr., is currently the offensive coordinator and quarterbacks coach at the College of William & Mary. Rogers was born on February 3, 1979 in Columbus, Ohio and is married to the former Danielle Klinger of McVeytown, Pa. They reside in Carmel, Ind. with their children, Grady, Lucille, Nolan and Dawson.



TODD **VASVARI**

Senior Player Personnel Scout

Todd Vasvari enters his 19th season with the Indianapolis Colts and his first as the club's senior player personnel scout. In four previous seasons (2012-15), he served as the team's assistant director of college scouting. Vasvari was also the eastern regional scout from 2006-2011 following a stint as the team's area scout. He worked as an area scout with the Carolina Panthers (1995-97) prior to joining the Colts and played tight end and earned a bachelor's degree in economics from Bloomsburg University in 1991. Vasvari worked three training camps (1989-1991) as an equipment assistant with the Buffalo Bills and then worked as a substitute teacher and assistant football coach at his alma mater, Phillipsburg (N.J.) High School, from 1992-94. His father, Hal, was a scout with the Montreal Alouettes and coached at the United States Merchant Marine Academy. Vasvari is married to the former Jennifer DeFrain. They have two have sons, Bryce Daniel (15) and Brady Andrew (6), and reside in Zionsville, Ind.



JON **SHAW**

Pro Scout/Special Projects

Jon Shaw enters his 11th season with the Colts and his fifth as a pro scout. He was promoted to the pro scout/special projects title following the 2013 campaign. In addition to his pro scouting responsibilities, Shaw scouts other professional football leagues and sports, both nationally and internationally. He spent six seasons (2006-2011) as the team's scouting assistant, prior to being elevated to his current role in May of 2012. In 2006, Shaw earned his start with the team as the football operations intern. In 2011, he also served as a defensive assistant along with his scouting responsibilities. Shaw was a four-year starter at defensive back for St. Lawrence University, lettered in lacrosse and graduated with a major in biology and a minor in sport studies. He is a native of Buffalo, N.Y. and resides with his wife, Lindsey, in Carmel, Ind.



BRANDON **BROWN**

Advance Scout

Brandon Brown enters his second season with the Colts and his first as the team's advance scout. He joined the team in 2015 as a scouting assistant. Prior to the Colts, Brown spent two seasons with Boston College as assistant director of player personnel (2014) and recruiting specialist (2013). He earned a Juris Doctor degree from Barry University Law School in Orlando, Fla., where he was named lead articles editor of the *Earth Jurisprudence and Environmental Justice Law Journal*. Brown was also a member of the Black Law Student Association and Sports Law Society. He served as an athletic compliance graduate assistant/football support at the University of Central Florida for 12 months while pursuing his law school degree. Brown previously served as a pro personnel intern with the New York Jets during the summer of 2012. He was a four-year letterman as a defensive back at Fordham and twice earned Patriot League honor roll recognition during his collegiate career. Brown earned a bachelor's degree in business administration with a dual concentration in entrepreneurship and communications media management from Fordham in May 2010.



JOEY **ELLIOTT**

Pro Scout

Joey Elliott joins the Colts in 2016 as a pro scout. He spent the last six seasons in the Canadian Football League as a scout (2015) and player (2010-14). In 2015, Elliott served as the eastern scout for the Ottawa RedBlacks. Prior to becoming a scout, he played five seasons as a quarterback with the RedBlacks (2014), BC Lions (2013) and Winnipeg Blue Bombers (2010-12). Elliott spent time with the Philadelphia Eagles during the 2010 offseason after signing with the team as an undrafted free agent. Since 2012, he has helped train NFL Draft prospects at St. Vincent Sports Performance. In 2010, Elliott started the Elliott Quarterback Academy, LLC to help train young athletes in the mental and physical fundamentals necessary to develop into complete athletes. The Evansville, Ind. native played collegiately at Purdue (2005-09) and earned a bachelor's degree in organizational leadership and supervision with a minor in communications and a certificate in entrepreneurship and innovation. He was a team co-captain in 2009 and was an Academic All-Big Ten selection from 2007-2009.

MATT **TERPENING**

Assistant Director of College Scouting

Matt Terpening enters his 19th season in the Colts scouting department and his first as the team's assistant director of college scouting. He spent three years (2013-15) as a national scout prior to 13 seasons with the team as an area scout. Terpening graduated from Xavier University in 1998 with a bachelor's degree in sports management. He was a member of the Xavier basketball team that reached the NCAA tournament in 1997 and 1998. The Musketeers also captured the Atlantic-10 Conference Tournament championship in 1998. Terpening was a ball boy for the Colts in high school and served as a summer intern in the Colts public relations office in 1997. His father, Bob, is a former Colts executive vice president. Terpening is married to Coral Pyck and the two reside in Westfield, Ind. with their daughters, Stella and Gwenyth.



DAVE **RAZZANO**

Senior Scout

Dave Razzano enters his fifth season in the Indianapolis Colts scouting department and his fourth as the team's senior scout with a focus on the Western United States. Razzano is also utilized for special assignments and projects in both pro and college scouting. He holds 25 years of scouting experience, which also includes stints with the San Francisco 49ers (1988-1992), St. Louis Rams (1992-2006) and Arizona Cardinals (2006-09). He assisted in building teams that have won three Super Bowls and five NFC Championships while working with the likes of legendary head coaches Bill Walsh, George Seifert, Jon Gruden, Mike Holmgren, Chuck Knox and Dick Vermeil. Dave and his wife, Thu, reside in Roseville, Calif., with their children, Matt, Jay, Guy and Lily.

CHAD **HENRY**
East Regional Scout

Chad Henry enters his first season with the Colts as the east regional scout after spending 19 previous years in various college scouting roles with the Detroit Lions. Although side effects from a bout with cancer during high school ended Henry's promising playing career prematurely, he continued in football as a student assistant at Penn State from 1991-93. Henry was also an undergraduate assistant coach at Indiana University of Pennsylvania upon transferring there in the spring of 1994. In May 1996, he received his bachelor's degree from Indiana University of Pennsylvania in English. Henry completed his master's work in labor and industrial relations from the same school in May 1998. He is active with the western Pennsylvania-based charitable organization Homeboys Foundation, including coaching at their annual free summer football camp for youth ages 6-18. Henry and his wife, Holly, reside in Pittsburgh. They have three children, Leah (9), Madeline (8) and Trent (6). Henry's father, Jack, retired in 2009 after a 40-year coaching career in high school, college and in the NFL for Pittsburgh, Detroit, New Orleans and San Diego.



MIKE **DERICE**
Area Scout

Mike Derice enters his fifth season with the Colts and his fourth as an area scout with a focus on the Northeast region. He began his tenure in Indianapolis as a scouting assistant in 2012. Prior to joining the Colts, Derice served as the director of football operations (2009-2012) and special assistant to the athletics director (2008-09) at his alma mater, Stony Brook University. He competed as a cornerback with the Seawolves prior to graduating with a bachelor's degree in health care management. Derice is a native of Brooklyn, N.Y. He is married to the former Soleil Manley of Wheatley Heights, N.Y. and the two reside in Mount Sinai, N.Y.

BYRON **LUSBY**
Area Scout

Byron Lusby enters his 20th season in the Colts scouting department and his 19th as an area scout with a focus on the Southwest region. Lusby joined the club's scouting department in 1997. He graduated from the University of Oklahoma in 1995 with a bachelor's degree in communication sciences and disorders. Lusby was born on August 21, 1972, in Lawton, Okla. He is married to the former Tenika Green of Houston. Byron and Tenika reside with their daughter, Brynn Elizabeth, and son, Noah Miles, in Frisco, Texas.



JAMIE **MOORE**
Area Scout

Jamie Moore is in his 11th season in the Colts scouting department and his eighth as an area scout with a focus on the Southeast region. Moore served as a Colts scouting assistant from 2006-08. He previously spent time as a recruiting assistant at Ball State University from 2004-05. Moore was also a football operations/player personnel intern with the Buffalo Bills in the summer of 2005. He was a defensive back at Tiffin University where he graduated with a bachelor's degree in sport management. Moore was born on September 20, 1981, in Tiffin, Ohio. He and his wife, Elizabeth, reside in Jacksonville, Fla. with their son, Leo Charles.



AHMAD **RUSSELL**

Area Scout

Ahmad Russell enters his fifth season as an area scout for the Colts with a focus on the Mid-Atlantic region. Russell joined the team following seven seasons (2005-2011) as a member of the Philadelphia Eagles player personnel department. He spent the 2011 campaign as a pro scout for the Eagles, having previously spent five seasons as a college scout working primarily in the Northeast region. Russell interned with the Eagles personnel department in 2004 and was then elevated as a college scouting assistant in 2005. He earned a bachelor's degree in Asian studies from Colgate University where he was also a four-year letterman at linebacker. Russell went on to earn his master's degree in sports management from the University of Massachusetts in 2004.



CHRIS **McGAHA**

NFS Scout

Chris McGaha enters his seventh year with the Colts and his second as NFS Scout. Serving as the team's National Football Scouting representative to the annual NFL Scouting Combine, McGaha focuses his efforts on timing, testing and grading players within the states of Indiana, Ohio and Michigan. He spent two seasons (2013-2014) as personnel assistant following one year (2012) as assistant to the general counsel and director of football administration. McGaha began his career as a marketing intern with the organization from 2010-2011. He graduated from Indiana University with a bachelor's degree in sport marketing and management. McGaha also graduated from law school at Indiana University in Indianapolis. He was born on September 24, 1984 and currently resides in Indianapolis.



JEFF **BROWN**

Director of Operations

Jeff Brown enters his 18th season with the Colts and his second as director of operations. Brown manages team logistics and serves as a player/coach liaison. From 2012-14, he served as the team's manager of operations. Brown was also the team's football operations assistant, as well as an equipment and public relations intern. He is a graduate of Butler University with a degree in public relations and advertising. Brown and his wife, Leah, have two kids, Marin and Callen.



DAVID **THORNTON**

Director of Player Engagement

David Thornton enters his fifth season with the Indianapolis Colts as the club's director of player engagement. Thornton's primary charge is the personal and professional growth of each player during and beyond their NFL experience. He tailors specific programs involving professional development, career exposure, financial education and higher learning for members of the Colts. Thornton serves as the liaison between the team, club personnel and external resources. He provides evaluations for prospective college and professional players as well as assisting with game day operations. Thornton also coordinates the Bill Walsh Minority Coaching Fellowship for the team. He spent nine years in the NFL, four of which with Indianapolis from 2002-05 and the last five with the Tennessee Titans from 2006-2010. In 121 career games (102 starts), Thornton totaled 730 tackles, 5.0 sacks, five interceptions, 10 forced fumbles, one fumble recovery and 25 passes defensed. In 2007, with the Titans, he was named the team's Ed Block Courage Award recipient. The following season, Thornton was voted the club's Walter Payton Man of the Year, a distinction he also earned twice with the Colts. During his career, Thornton was also nominated for the NFLPA's highest honor, the Byron "Whizzer" White Award on four occasions while receiving the President's Volunteer Service Award in 2008. He served in a number of leadership roles while playing which included defensive captain, NFL Player Advisory Board member and NFLPA Player Representative.



JOHN **PARK**

Football Research/Analytics

The Indianapolis Colts hired John Park for football research/analytics in April of 2016. He is responsible for incorporating and utilizing statistical resources to provide support to the coaching and scouting departments. Park formerly interned with the National Football League Player Engagement department in 2016. He served as a player development/recruiting assistant for the Rutgers University football team for two seasons (2014-15). Park also spent time as a remote independent contractor as a game charter with the Cleveland Browns. He previously served as a consultant for Alvarez & Marsal (2013-14) and PricewaterhouseCoopers (2009-2013). As a consultant, he was a member of the American Academy of Actuaries (MAAA) and an Associate of the Society of Actuaries (ASA). Park earned his bachelor's degree in cultural anthropology with a minor in african & asian languages literature from Duke University in 2006. He earned his master's degree in actuarial science from Columbia University in 2010.



DAVE **HAMMER**

Head Athletic Trainer

Dave Hammer is in his 33rd season with the Colts and his eighth as head athletic trainer. Hammer spent the 2006-08 seasons in the associate head athletic trainer/team services position. He served 22 seasons as an assistant athletic trainer, having joined the club in July of 1984. From 1994-2005, Hammer served on the NATA Honors and Awards Sub-Committee. He also served on the Professional Football Athletic Trainers Society Executive Board from 1997-2002 and currently serves on the PFATS NFL Scouting Combine Committee. Hammer was a member of the undergraduate athletic training curriculum at West Virginia from 1977-1982 and a graduate assistant at Syracuse from 1982-84 while earning a master's degree. He spent the 1981 training camp as a member of the Colts summer staff, along with serving with the club during parts of the 1981-83 seasons. The Colts athletic training staff was honored in 1990 as the Pro Football Athletic Training Staff of the Year by PFATS. Hammer was named the IATA Professional/Clinical Athletic Trainer of the Year in 2012 and was inducted as a member of the WVU Jasper N. Deahl Honors Society in 2013. He was born in Pittsburgh on May 10, 1959. Hammer and his wife, Sharon, have two children, Christopher (27) and Ashlee (24) and reside in Brownsburg, Ind.



ERIN **BARILL**

Director of Rehabilitation

Erin Barill is in his 14th season with the Colts and his 11th as director of rehabilitation. Barill previously served as a physical therapist for the Colts from 2003-05. He earned his bachelor's degree in secondary education and athletic training from West Virginia in 1992, and earned another bachelor's degree from WVU's School of Physical Therapy. Prior to working with the Colts, Barill spent 11 years as a physical therapist and athletic trainer at Methodist Sports Medicine Center, where he had both clinical and high school responsibilities. He is currently a vice chair of the Special Interest Group for Professional and Intercollegiate Athletics in the Sports Physical Therapy Section of the American Physical Therapy Association. Barill is also the professional athletic trainer liaison for the Indiana Athletic Trainers Association. He was born on December 8, 1969, in Morgantown, W.Va. Barill and his wife, Shay, reside with their children, Rayne (9), Journey (7), Briggs (4) and Meadow (1), in Brownsburg, Ind.

DAVE **WALSTON**

Assistant Athletic Trainer

Dave Walston is in his 24th season with the Colts and his 20th as a full-time assistant athletic trainer. Walston earned a master's degree from West Virginia University and a bachelor's degree from Salisbury State College. He previously served as the head athletic trainer at Bowie State University (1988-1990) in Bowie, Md., and at Morningside College (1990-92) in Sioux City, Iowa. Walston serves on Professional Football Athletic Trainers Society committees, including the NFL Combine committee, USA Football committee and a vendor committee. In 2015, he received the Bud and Shirley Miller Award from Ball State University, which recognizes individuals who have gone above and beyond to assist students at the university. Walston was born on January 14, 1964, in Denton, Md. He resides with his wife, Steffani, and sons, Brayden (18) and Brooks (7), in Brownsburg, Ind.



KYLE **DAVIS**

Assistant Athletic Trainer

Kyle Davis is in his eighth year with the Colts and his sixth as a full-time assistant athletic trainer. Davis previously served as a seasonal intern with the Colts during the 2008 and 2009 seasons. He earned a bachelor's degree in athletic training from East Central University in 2006 and a master's degree in education from ECU in 2008. Davis was born in Pauls Valley, Okla. He resides in Brownsburg, Ind. with his wife, Betty and daughter, Sloane.

KELLEN **NORRIS**

Assistant Athletic Trainer

Kellen Norris enters his third season with the Colts as a full-time assistant athletic trainer. Norris started with the team as a summer intern from 2007-09 before working as a seasonal intern from 2011-12. He then worked as an assistant athletic trainer for the Indiana State University football team in 2013. Norris will serve his first year on the Professional Football Athletic Trainers Society USA Football Committee Chair in 2016. He is originally from Casey, Ill. and graduated with a bachelor's degree in athletic training from Indiana State in 2009. Norris also earned his master's degree in athletic training from West Virginia University in 2011.

JON **SCOTT**

Vice President of Equipment Operations

Jon Scott is in his 35th season with the Colts and his fifth as vice president of equipment operations. Scott originally joined the team in March of 1982. He started as an assistant equipment manager prior to being elevated to his previous role of equipment manager in November of 1982. Before joining Indianapolis on a full-time basis, Scott worked as an assistant equipment manager at Arizona State University for two years. His association with the Colts began when he worked as an assistant to the equipment manager during the club's 1979 and 1980 summer training camps. Scott received a bachelor's degree in physical education from Michigan State University in 1979, where he served as a student equipment manager from 1975-79. He was born on December 18, 1956, and is a native of East Lansing, Mich. Scott and his wife, Mischelle, have three children, Amber, Brooke and Ian.



SEAN **SULLIVAN**

Equipment Manager

Sean Sullivan is in his 21st season with the Colts and his fifth as equipment manager. For 10 previous years (2002-2011), Sullivan served as the team's assistant equipment manager after being promoted from an assistant in March of 2002. Prior to joining Indianapolis, he worked as a football operations intern with the Carolina Panthers in the summer of 1995. Sullivan was born on July 7, 1971, in Northport, N.Y. He and his wife, Kelly, reside in Avon, Ind. and have four children, Ashly, Michael, April and Jessica.



MIKE **MAYS**

Assistant Equipment Manager

Mike Mays is in his 27th season as the Colts assistant equipment manager. Mays joined the club full-time in June of 1991. His association with the Colts began in 1986 as a member of the team's summer training camp staff. Mays worked part-time as an equipment assistant during the 1989 and 1990 seasons. A native of Frankton, Ind., he was born on March 11, 1962, and attended Anderson University. Mays and his wife, Sherri, reside with their daughters, Josie (15) and Calista (13), in Pittsboro, Ind.



BRIAN **SEABROOKS**

Assistant Equipment Manager

Brian Seabrooks is in his 13th full-time season with the Colts and his 15th overall year in the equipment department. Seabrooks was promoted in February of 2004 after spending the 2002 and 2003 seasons as an intern. He also assisted the Amsterdam Admirals of NFL Europe in 2003. Seabrooks graduated from the University of South Carolina with a degree in sports administration in 2003. He was born on May 14, 1980, in Winnsboro, S.C., and currently resides in Indianapolis with his wife, Kellie, and son, Harrison.



ERIK **KUNTTU**
Video Director

Erik Kunttu enters his sixth season with the Colts as the team's video director following 17 years at Syracuse University as the video coordinator. Kunttu was named the Big East Conference Video Coordinator of the Year six times and was the National Video Coordinator of the Year in 2005. Prior to his tenure at Syracuse, he was the assistant video director for the Buffalo Bills from 1991-94. Kunttu was a three-year football letterman at Canisius College, was the Special Teams Most Valuable Player and graduated with a degree in communications. He served as secretary and president for the Executive Board of the Collegiate Sports Video Association (CSVA) from 2007-2012. Kunttu was born on January 28, 1969, in Buffalo, N.Y. He and his wife, Kristen, have four children, Kaija, Mason, Davin and Jaxon.



JOHN **STARLIPER**
Assistant Video Director

John Starliper is in his 34th season with the Colts video department. Starliper started with the club in 1983 and assists with video of games and practices. He has seen the evolution of the NFL working with 16mm film to video to digital video, which is now used by coaches, players and scouts. Starliper was born on March 17, 1958, in Harpers Ferry, W.Va. He and his wife, Jill, reside with their two children, Will (14) and Sarah (12), in Indianapolis.



BRANDON **PROFFITT**
Assistant to the Video Director

Brandon Proffitt enters his seventh season with the Colts and his fourth in the role of assistant to the video director. He joined the team in 2010, serving as an intern in the video department as well as handling day-to-day operations with the coaches and players for his first three seasons. Prior to joining the Colts, Proffitt was an undergraduate manager with the Indiana University men's basketball team where he developed his video experience. He graduated from Indiana with a major in general studies. Proffitt currently resides in Indianapolis.



RYAN **FANNIN**

Director of Football Information Systems

Ryan Fannin is in his 19th season with the Colts and his 11th as director of football information systems. Fannin previously served two seasons as manager of football information systems after serving five years as the network administrator. He worked from 1995-97 as an intern in the Colts operations department and was hired full-time by the team as a scouting assistant in 1998. Fannin is certified in Microsoft Professional Plus Internet and earned his Microsoft Systems Engineer certification. He has obtained CompTIA A+ certification and earned a degree in computer information systems. Fannin was born on July 23, 1976, in Greenfield, Ind. He resides in New Palestine, Ind. with his wife, Gina, and sons, Trevor (13) and Trenton (10).



JOSEPH **McCURDY**

Network Administrator

Joseph McCurdy is in his 14th season with the Indianapolis Colts. Prior to joining the organization, McCurdy worked as a network administrator for the Indiana BMT Corporation in Indianapolis from 2000-03. He was hired by the Colts in July of 2003. McCurdy graduated with a degree from IUPUI in 2002. He was born on April 6, 1976, in Pendleton, Ind. McCurdy and his wife, Robin, reside with their children in Indianapolis.

JOHN **SPEER**

Systems Analyst

John Speer is in his sixth season with the Indianapolis Colts and his fifth as the team's systems analyst. Speer worked the 2011 season as an intern in the information systems department. He graduated from Ball State University in 2011 with a degree in information systems. Speer is originally from Indianapolis and currently resides in Zionsville, Ind.



AVIS **ROPER**
Senior Director of Communications

Avis Roper enters his sixth season with the Colts as the senior director of communications. In his previous role, Roper worked as the assistant director of communications with the New York Giants from 1999-2011. He has also worked in the communications departments of the Carolina Panthers (1996-97) and St. Louis Rams (1998). Roper was with the Giants during two of the team's Super Bowl appearances. The first was a Super Bowl XXV loss to Baltimore and the second was New York's XLII victory over the New England Patriots. He has worked on the NFL public relations staff at several Super Bowls and NFC Championship games. In 2001, he was part of the Giants public relations crew that won the Pete Rozelle Award, honoring the league's best public relations department. A native of Charleston, S.C., Roper is an alumnus of South Carolina State University. He resides in Carmel, Ind. with his wife, Catherine, and two children, Grayson and Sydney.



MATT **CONTI**
Assistant Director of Communications

Matt Conti enters his sixth season with the Indianapolis Colts and his fourth as the team's assistant director of communications. Conti originally joined the team in 2011 as the football communications manager. He works closely with local and national media covering the Colts as well as assisting with team publications. Conti has worked on the NFL public relations staff for five NFL Combines, two AFC Championship games and Super Bowl XLVI. Prior to joining the Colts, he spent three years with the Atlanta Falcons public relations department (2007-09) and was with the Atlanta Thrashers of the NHL for one season (2010). Conti's professional experience also includes two years as the public relations intern with the Cleveland Browns following his graduation from Penn State University in 2005. Conti and his wife, Robin, live with their children, Olivia and Matthew in Carmel, Ind.

CHRISTIAN **EDWARDS**
Public Relations Assistant

Christian Edwards is in his second season with the Indianapolis Colts as the public relations assistant. Prior to joining the Colts, Edwards worked as a media relations intern with the Pittsburgh Steelers (2014) and Denver Broncos (2013). In Pittsburgh and Denver, he was a member of the media relations staffs that won the 2015 and 2014 Pete Rozelle Award, given annually to the NFL's top public relations department. Edwards has worked six Super Bowls (five with the NFL and one with the Denver Broncos), the 2016 NFC Championship Game and the 2014 AFC Championship Game. He served as a student assistant in the sports information departments at the University of North Florida and the University of Central Florida. Edwards was raised in Jacksonville, Fla. and graduated magna cum laude from North Florida with a bachelor's degree in sport management in 2013. He resides in Zionsville, Ind.



PAMELA **HUMPHREY**
Public Relations Coordinator

Pamela Humphrey is in her 30th season with the Indianapolis Colts and her 29th in the public relations department. In 1996, the Colts won the Pete Rozelle Award, an annual honor from the Professional Football Writers of America to the NFL's top PR staff. Humphrey has spent some of her free time volunteering for several non-profits in the Indianapolis area. She was a member of the public relations staff of Super Bowl XLVI. In 2014 Humphrey was a co-recipient of the Bob Springer President's Award from the Indiana Football Coaches Association, recognizing her contributions to the IFCA and Indiana high school football. She holds a degree in business administration from Harrison College. Humphrey is a native and resident of Indianapolis.

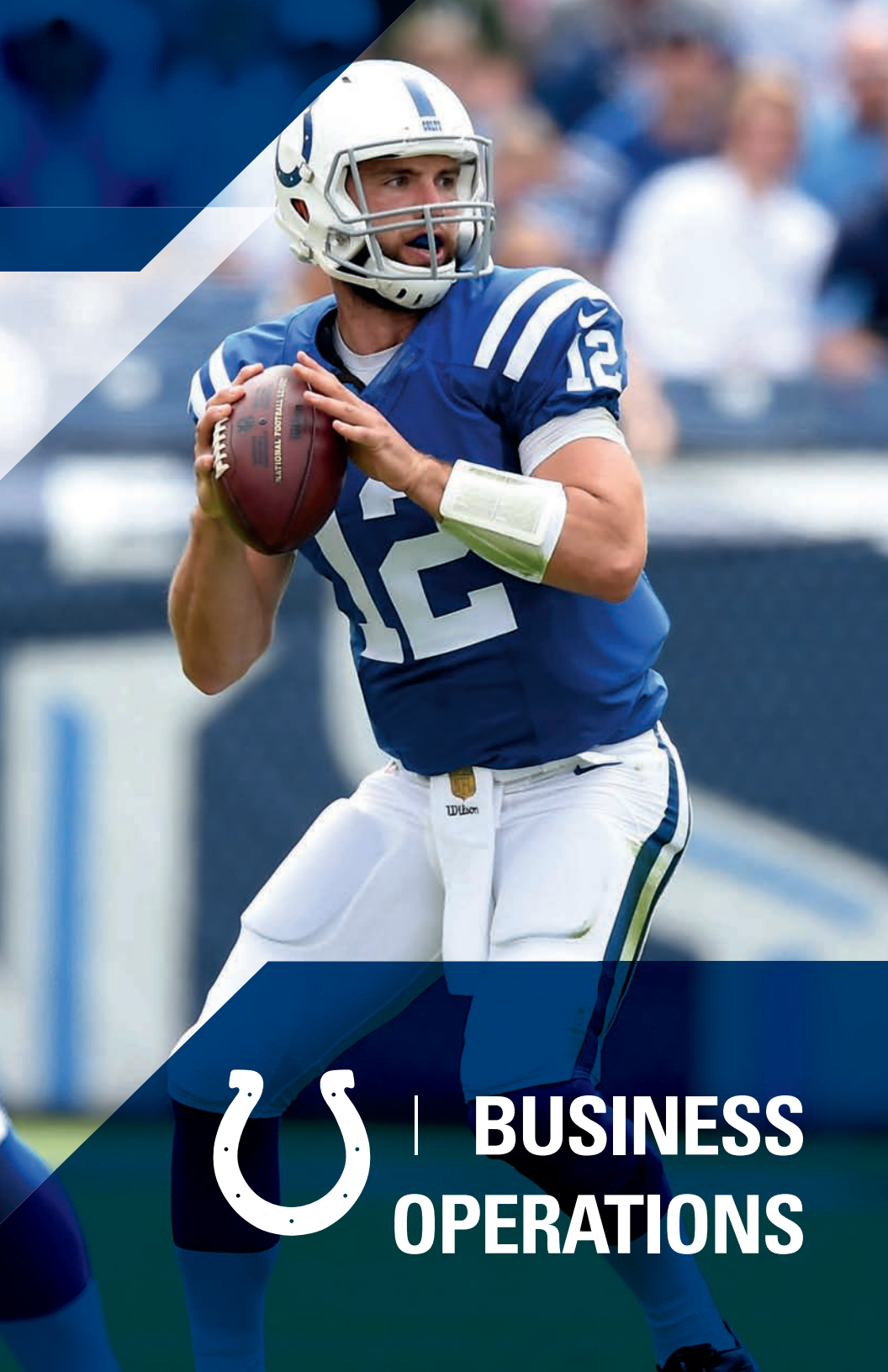

BUSINESS OPERATIONS



MATT **GODBOUT**

Senior Vice President of Business Development

Matt Godbout is in his 15th season with the Colts and his first as senior vice president of business development. In addition to handling sponsorship sales, Godbout will also oversee the organization's marketing, production and digital media efforts. He previously served as the vice president of sponsorship sales from 2012-15. Godbout was also the director of sponsorship sales from 2008-2011 and sponsorship sales account manager from 2002-07. He holds a bachelor's degree in sport management from Colby-Sawyer College and a master's degree in sport management/marketing from Indiana State. Godbout worked in sponsorship sales with the Indiana Pacers from 1998-2000 and served as manager of fan development for INDYCAR in 2001. He currently serves on the board of Special Olympics Indiana. Godbout was born on July 19, 1973, in Merrimack, N.H. He and his wife, Denise, reside with their two children, Gabrielle and Andrew, in Carmel, Ind.



LARRY C. **HALL**

Vice President of Ticket Operations/Guest Services

Larry Hall is in his 33rd season with the Colts (34th in NFL) and his 17th as vice president of ticket operations/guest services. In 2008, Hall was also named Colts liaison to the NFL for fan conduct and security. Communication with Lucas Oil Stadium, NFL security, local public safety officials and Federal Homeland Security officials are a part of his expanded role. Hall was named director of ticket operations in 1997 after serving 13 seasons as ticket manager. He worked in the ticket office with the Cincinnati Bengals prior to becoming the Colts first ticket manager in 1984. With the Colts, Hall has overseen ticketing for the opening of two different stadiums: the Hoosier Dome in 1984 and the transition to Lucas Oil Stadium in 2008. He has created programs in the areas of guest relations, select-a-seat-days, seat improvement and additions processes, customer relationship representatives, on-line account managing, mobile ticketing, virtual venue and the gameday Colts guest relations staff. Hall also served on the NFL Flexible Scheduling Task Force and assisted the league at the 2016 Pro Bowl. He holds a bachelor's degree in business-marketing from the University of Cincinnati. Hall was born on May 13, 1960, in Cincinnati, Ohio. He and his wife, Donna, reside in Carmel, Ind. and have two children, Adam (31) and Lauren (26). Adam is married to his wife, Viola.



GREG **HYLTON**

Vice President of Premium Seating and Ticket Sales

Greg Hylton is in his 20th season with the Colts and his 11th as vice president of premium seating and ticket sales. Hylton served as director of ticket sales and marketing from 2001-05, director of ticket sales from 1998-2000 and group sales manager from 1997-98. He holds a bachelor's degree in telecommunications and psychology from Indiana University. Hylton worked with the Indiana Pacers from 1990-91 and with the Indianapolis Ice from 1991-97. He was born on June 22, 1968, in Brownsburg, Ind. Hylton and his wife, Terri, reside with their daughters, Taylor (18) and Brynn (16), in Plainfield, Ind.



STACY **JOHNS**

Vice President of Finance and Human Resources

Stacy Johns enters her 13th season with the Colts and her second as vice president of finance and human resources. Johns previously served as the team's controller dating back to her first season with the Colts in 2004. She worked at public accounting firm Ernst & Young from 1998-2003 and worked as a financial analyst at Eli Lilly & Company from 2003-04. Johns received a degree in accounting from Butler University and has been a Certified Public Accountant since 2001. She is currently serving on the Saints Francis and Clare Finance Council and the School Commission Finance subcommittee. Johns was born on August 23, 1977, in Indianapolis. She lives in Greenwood, Ind. with her husband, Colin, and their children, Vivian, Camille and Charlie.

KIP **BROWNFIELD**

Senior Director of Ticket Sales

Kip Brownfield is in his 19th season with the Colts and his fourth as senior director of ticket sales. Brownfield spent seven years (2006-2012) as director of ticket sales. He was also a ticket sales account manager from 1998-2005 and events manager from 2000-04. Brownfield obtained a bachelor's degree in business administration from the University of Southern Indiana in 1990 where he was a four-year starter on the USI basketball team. He was born on September 26, 1967, in Franklin, Ind. Brownfield and his wife, Tina, reside with their daughters, Malea (15) and Makayla (12), in Trafalgar, Ind.

STEPHANIE **PEMBERTON**

Senior Director of Marketing

Stephanie Pemberton enters her 13th season with the Indianapolis Colts and her fourth as the team's senior director of marketing. Pemberton served the previous eight years in the team's community relations department. After joining the Colts as a seasonal intern in 2004, she worked her way to the team's senior director of community relations following terms as the club's community relations assistant, community relations coordinator and director of community relations. Pemberton holds a bachelor's degree in communication and minor in business administration from Purdue University. She has volunteered with several organizations, including Second Helpings, United Way of Central Indiana, Big Brothers Big Sisters and Downtown Indy. She currently serves on the board of directors for Teachers' Treasures. Pemberton was born on March 3, 1983, in Cincinnati, Ohio. She resides in Westfield, Ind. with her husband, Keith, and daughter, Kendall.



JOE **FONDEROLI**

Director of Events

Joe Fonderoli is in his 11th season with the Colts and his fourth as director of events. Prior to being named to his current position, Fonderoli spent four seasons as the team's marketing manager. His affiliation with the team began in 2005 as a seasonal intern. Fonderoli holds a bachelor's degree in sports administration from Ball State University. He was born in Spring Valley, Ill. and resides in Noblesville, Ind. with his wife, Kelly, and their two daughters, Mia and Lola.



TROY **GLENDENNING**

Director of Facilities and Grounds

Troy Glendenning enters his 19th season with the Colts and his second as director of facilities and grounds. Glendenning previously served as the team's facilities manager/field supervisor from 2007-2014 following his time as the building/grounds assistant from 1998-2006. He attended Georgetown College and Indiana State University. Glendenning was born on July 18, 1962. He is single and resides in Lebanon, Ind.



BOB **LAMEY**

Voice of the Colts

Bob Lamey is in his 30th season as the club's radio play-by-play voice. Lamey's involvement with the team extends beyond the play-by-play booth to community/public relations, sales and marketing. This is his second stint as the team's play-by-play voice as his association began in the Colts inaugural season in Indianapolis from 1984-1991. He then resumed in 1995. Lamey's voice is well known in the region as the official play-by-play voice of the Indianapolis Racers from 1974-77 and the Indiana Pacers from 1977-1984. He worked 23 years for WIBC Radio in Indianapolis, the last 15 as sports director. Lamey was inducted to the Indiana Sports Broadcasters and Writers Hall of Fame in 2008. He obtained a bachelor's degree in radio and television from Texas Christian University in 1960 and worked on his master's degree at Ohio University. Lamey was born on December 23, 1938, in Chester, Pa. He and his wife, Kimberly, reside in Indianapolis and they have five daughters, Becky (51), Gayle (48), Sheryl (45), Erin (39), Nicole (38), and one son, Eric (44). They also have 12 grandchildren.

BOB **PARENTEAU**

Director of Ticket Operations

Bob Parenteau is in his 20th season with the Colts and his eighth as director of ticket operations. Parenteau previously served as assistant director of ticket operations from 1997-2007. He earned his bachelor's and master's degrees in sport administration from Ball State University, where he was a four-year letterman and one-year captain on the swimming team. Parenteau was born in Acton, Mass. He and his wife, Andrea, reside with their three sons, Matt, Jack and Will, and two daughters, Ally and Anna, in Carmel, Ind.



DAN **PLUMLEE**

Director of Digital Platforms

Dan Plumlee is in his 10th season with the Colts and his first as director of digital platforms. Plumlee spent the previous five seasons as the team's director of digital media and also served four years with the information systems team. He graduated from Ivy Tech with a major in hardware/software and a minor in development. Plumlee is a certified .NET Developer and is versed in several development languages. He was born on May 2, 1978, in Noblesville, Ind. Plumlee and his wife, Sarah, reside with their children, Chyanna and Sean, in Lapel, Ind.



JOE **STOLL**

Director of Production

Joe Stoll enters his seventh season with the Colts and his fourth as the team's director of production. He previously served as the club's multimedia coordinator beginning in 2010. Stoll spent 16 years working at local CBS affiliate, WISH-TV, as a sports producer/videographer. He attended Vincennes University and earned a degree in broadcast production. A native of Princeton, Ind., Stoll and his wife, Cathy, reside in Brownsburg, Ind. with their son, Zach.

COLTS STAFF

Sherard Allen
Graphic Designer

Thurman Alvey, DO
Physician

Chris Anderson
Facilities Manager

Phil Andrews
Youth Football & Alumni Relations Coordinator

Lisa Andrzejewski
Assistant to the General Manager

Joe Atkins
Building/Grounds Assistant

Brad Beery
Sponsorship Sales Account Manager

Blue
Team Mascot

Eric Boling
Building/Grounds Assistant

Kevin Bowen
Colts.com Writer

Matt Bowen
Team Photographer

Jett Branham
Partnership Coordinator

Chris Buckley
Video Engineer

Brent Caprio
Scouting Assistant

Stephanie Cassel
Community Relations Manager

Lindsay Catavolos
Manager of Partnership Activation

Darrell Chandler
Grounds and Maintenance

Kevin Conners
Producer/ Videographer

Janelle Davenport
Partnership Coordinator

Amy Davis
Premium Seating Services Manager

Amber Derrow
Social Media Coordinator

Kristi Dorman
Executive Assistant to the Owner

Chelsea Durham
Marketing Assistant

Mark Feeser
Executive Assistant

Hank Feuer, MD
Neurosurgeon

Debbie Finn
Assistant to the Vice President of Football Operations & Chief Legal Officer

Hannah Glaser
Ticket Sales Account Manager

Chad Gray
Director of Security

Edward Hayes
Pavilion Coordinator

Brian Healey
Sponsorship Sales Account Manager

COLTS STAFF

Jody Henton
Premium Seating & Ticket Sales Coordinator

Terry Horner, MD
Neurosurgeon

Tyler Hughes
Personnel Assistant

Alyssa Monka
Receptionist

Anna King
Youth Cheer Coordinator

Heidi Klene
Travel Consultant

Tom Klootwyk, MD
Orthopedic Surgeon

Mike Lacy
Scouting Assistant

David Liptak
Executive Assistant

Ryan Lobsiger
Sponsorship Sales Account Manager

Rob Louthain
Sponsorship Sales Account Manager

Megan Magiera
Graphic Designer

Jim Matis
Sponsorship Sales Account Manager

Marcus McCray
Team Chiropractor

Tina McKnight
Accounting/Payroll Assistant

Doug Melton
Office Assistant

Gary Misamore, MD
Orthopedic Surgeon

Trey Mock
Mascot Program Coordinator

Traci Morgan
Assistant to the Chief Operating Officer

Megan Oldham
Customer Service Manager

Susie Peters
Assistant to the Senior Vice President of Business Development

Julia Pohlman
Partnership Coordinator

Dave Porter, MD
Orthopedic Surgeon

Laura Porter
Partnership Coordinator

Ashley Powell
Marketing Coordinator

Mike Prior
Youth Football Commissioner

Taylor Pulliam
Customer Relationship Representative

Steve Randall
Team Security

Arthur C. Rettig, MD
Orthopedic Surgeon

Doug Robertson, MD
Physician

COLTS STAFF

Jacob Romine
Customer Relationship Representative

Kelsey Rowles
Community Relations Assistant

Jenny Ryan
Accounting Assistant

James Smith
Team Security

Brittany Snelling
Executive Assistant to the Vice Chair/ Owner

Doug Snelling
Systems Analyst

Jamil Stafford
Assistant Director of Ticket Operations

Mike Stevens
Studio Manager

Lydia Stiehl
Mascot Assistant

Andy Schwartz
Sponsorship Sales Account Manager

Matt Taylor
Manager of Radio Production

Danny Thompson
Building/Grounds Assistant

Kelly Tilley
Cheerleader Manager

Jaci Turner
Staff Accountant

Amy Waymire
Community Relations Assistant

Matt Wilkening
Producer/ Videographer

Daron Williams
Digital Communications Manager

Maureen Williams
Community Manager

Derek Wolfe
Video/Broadcast Graphic Designer

Abby Zeedyk
Administrative Assistant

PLAYERS

29 S

MIKE **ADAMS**

PRO BOWL 2 (2014-15)

5-11 • 205 • DELAWARE
NFL EXP: 13 (3rd Year with Colts)
HOW ACQUIRED: FA – 2014
BORN: 3/24/81
GP/GS (POSTSEASON): 175/102 (7/7)

CAREER TRANSACTIONS:

- Signed by the Colts as a free agent on June 16, 2014.
- Signed by the Denver Broncos as an unrestricted free agent on March 15, 2012.
- Signed by the Cleveland Browns as a free agent on April 2, 2007.
- Elevated to the San Francisco 49ers active roster on November 13, 2004.
- Signed to the 49ers practice squad on September 6, 2004.
- Waived by San Francisco on September 4, 2004.
- Signed by the 49ers as an undrafted free agent on April 28, 2004.

PRO CAREER:

- Named to consecutive Pro Bowls in 2014 and 2015. Tied for the league lead with seven takeaways in 2014 and posted five interceptions in 2015.
- In 11 seasons, has seen action in 175 career games with Indianapolis (2014-15), Denver (2012-13), Cleveland (2007-2011) and San Francisco (2004-06), combining for 102 starts at both safety and cornerback.
- Established a career-high with 93 tackles and tied a career-best with 11 passes defensed in 2014.
- Owns 34 career takeaways in addition to contributing with 70 special teams tackles.
- Opened 16 games at free safety for Cleveland in 2011 as the Browns finished with the NFL's second-ranked pass defense (184.9 ypg.).
- Received the 2011 Dino Lucarelli Good Guy Award from the Cleveland Chapter of the Professional Football Writers' Association.
- Was named AFC Defensive Player of the Week following a Week 5 victory at Houston on Oct. 8, 2015 where he finished with five tackles, two interceptions and two passes defensed.
- His 10 interceptions from 2014-15 are tied for the third-most in the the NFL.

2015 (COLTS):

- Started all 13 games he saw action in at strong safety and totaled 76 tackles (54 solo), five interceptions, one interception return for a touchdown, 1.0 sack, six passes defensed, three forced fumbles and one fumble recovery. Was inactive for three contests due to injury.

SINGLE-GAME HIGHS

TACKLES: 12, two times (Last: at DAL 12/21/14)
SACKS: 1.0, six times (Last: at JAX 12/13/15)
FF: 1, nine times (Last: vs. HOU 12/20/15)
FR: 1, 12 times (Last: vs. HOU 12/20/15)
INT: 2, four times (Last: at HOU 10/8/15)
PD: 3, four times (Last: vs. TEN 9/28/14)

- His three forced fumbles set a new career-high and his five interceptions tied a career-best (2014).
- Was selected to his second consecutive Pro Bowl.
- Was named AFC Defensive Player of the Week following a Week 5 victory at Houston.
- In a Week 2 loss against the New York Jets (9/21), started at strong safety and totaled five tackles (three solo), one interception and one pass defensed. The interception was Indianapolis' first of the season. He picked off Ryan Fitzpatrick in the end zone to stall a potential touchdown.
- Compiled five tackles, two interceptions and two passes defensed starting at strong safety in a Week 5 victory at Houston (10/8). Notched his second interception of the season when he picked off Ryan Mallett at the 8:33 mark in the first quarter. The interception led to an Adam Vinatieri 48-yard field goal. The second interception came on a third down at the two-minute mark in the fourth quarter. The pick gave the Colts possession that they would not relinquish, ending the game six plays later. It was the fourth multiple-interception game of his career and the first since 2014 when he accomplished the feat on two occasions. Was named AFC Defensive Player of the Week for his performance.
- Started at strong safety in a Week 6 loss against New England (10/18) and totaled three tackles, one interception returned 14 yards for a touchdown and one pass defensed. He gave the Colts a 14-10 lead with his 14-yard interception return for a touchdown in the second quarter. It was his third interception in his last two games and his second career interception return for a touchdown. Left the game at halftime with a hamstring injury.
- Compiled 10 tackles (six solo) and one tackle for loss starting at strong safety in a Week 8 overtime loss at Carolina (11/2).
- Started at strong safety in a Week 9 victory

against Denver (11/8) and totaled one tackle, one interception and one pass defensed before leaving the game with an ankle injury in the second quarter. Intercepted Peyton Manning at the 10:55 mark in the second quarter to give the Colts possession at the Broncos 37-yard line. On the pick, he tied the team record for the third-most interceptions through the first nine games of a season.

- Started at strong safety in a Week 13 loss at Pittsburgh (12/6) and led the secondary with 11 tackles (10 solo) while adding one forced fumble.
- Recorded four solo tackles, 1.0 sack and one forced fumble starting at strong safety in a Week 14 loss at Jacksonville (12/13). Tallied a sack-forced fumble in the second quarter and the ball was recovered by teammate Clayton Geathers for his first career recovery. The sack was his first of the season and his first dating back to 2012 as a member of the Broncos. The forced fumble was his second of the season.
- Started at strong safety in a Week 15 loss against Houston (12/20) and finished with seven tackles (five solo), one forced fumble and one fumble recovery. The start was the 100th of his career. He stripped and recovered an Alfred Blue fumble in the first quarter to give the Colts possession at the 42-yard line. It was his first recovery of the season and the 10th of his career.

2014 (COLTS):

- In his first season with the Colts, started all 16 games at strong safety and set a career-high with 93 tackles while tying a career-best with 11 passes defensed. Contributed with five interceptions, two forced fumbles and two fumble recoveries.
- Started all three postseason games and tallied 20 tackles (11 solo) and one pass defensed.
- Was selected to his first career Pro Bowl.
- Made his debut with the Colts and started at strong safety in the team's regular season opener at Denver (9/7). Finished the contest with six tackles (five solo) and also added one special teams stop.
- Started at strong safety against Philadelphia (9/15) and led the secondary with seven tackles (six solo) while adding one pass defensed. Topped the 500-tackle plateau for his career.
- Started at strong safety in a Week 4 victory against Tennessee (9/28) and tallied two interceptions and three passes defensed. The first pick came off of Charlie Whitehurst in the second quarter and the Colts posted a field goal on the ensuing possession. The second interception came in the fourth quarter off of Zach Mettenberger to seal the victory. With two interceptions, Adams tied his single-game career-high which he originally set on Jan. 1, 2006 against Houston. His three passes defensed also tied a single-game career-high which he set on three other occasions. The interceptions were the 14th and 15th of his career.
- Posted four solo tackles and one forced fumble in the team's Week 5 victory against Baltimore (10/5), making a start at strong safety. Was part of a secondary that limited the Ravens to 197 net passing yards.
- Started at strong safety in a Week 6 victory at Houston (10/9) and collected four tackles and one fumble recovery. The recovery was the eighth of his career and came in the fourth quarter following Vontae Davis' strip of Texans wide receiver Andre Johnson.
- In a Week 7 win against Cincinnati (10/19), finished with one tackle and one pass defensed. Was part of a defense that allowed 135 net yards as the Colts posted their first shutout dating back to 2008.

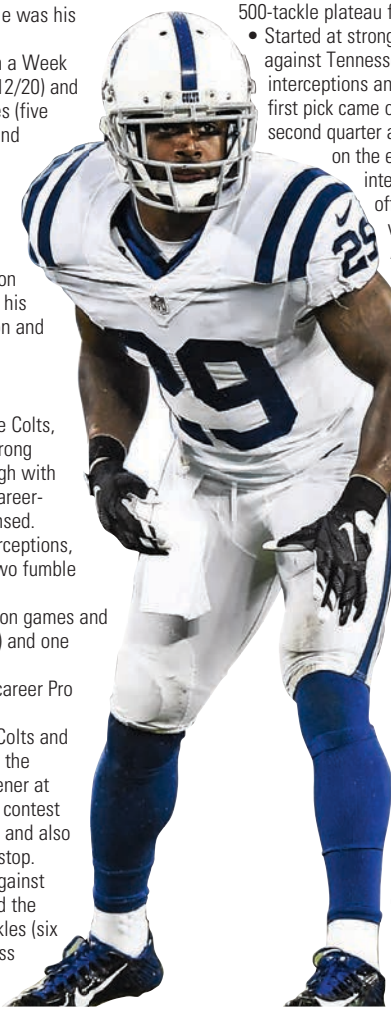

QUICK HITS

Adams has been named to consecutive Pro Bowls in 2014 and 2015.

He was named to his first career Pro Bowl following the 2014 season after tying for the NFL lead in takeaways with seven (five interceptions, two fumble recoveries). It was his highest takeaway output in his 11 NFL seasons. Adams also posted a single-season career-high with 93 tackles and tied a career-best with 11 passes defensed.

In 2015, Adams ranked fourth on the team with 76 tackles and contributed with five interceptions (one returned for a touchdown). His five interceptions tied a career-high (2014) and ranked tied for sixth in the NFL. Adams' three forced fumbles also set a new career-best.

- Finished with a season-high 11 solo tackles and one fumble recovery, starting at strong safety in a Week 8 loss at Pittsburgh (10/26). The recovery was his second of the season and the ninth of his career. Following the turnover, Indianapolis scored a touchdown three plays later to make it a one possession Steelers lead (42-34) early in the fourth quarter.
- In a Week 11 loss against New England (11/16), started at strong safety and recorded his third and fourth interceptions of the season. The first interception came when he picked off Tom Brady at the 2:58 mark of the first quarter. He added his second interception at the 1:25 mark of the second quarter, which led to a Hakeem Nicks touchdown reception. Led the secondary with 11 tackles (eight solo) while adding two passes defensed to go along with his two interceptions. It was his second multiple interception game of the season (two vs. Tennessee in Week 4).
- In a Week 14 win at Cleveland (12/7), started at strong safety and compiled five tackles, one interception and one pass defensed. Intercepted Brian Hoyer in the end zone in the first quarter and set a new single-season career-high with his fifth pick. He also tied his single-season career-best with his 11th pass defensed of the season.
- Started at strong safety and tied for the team lead with 12 tackles (six solo) while adding one tackle for loss in a Week 16 loss at Dallas (12/21). The 12 tackles tied his previous single-game career-high.
- In a Week 17 victory at Tennessee (12/28), started at strong safety and totaled four tackles and one forced fumble. Was part of a secondary that held the Titans to 50 net passing yards.
- In the team's AFC Wild Card Playoff contest against Cincinnati (1/4/15), started at strong safety and led the secondary with nine tackles (seven solo) while contributing with one pass defensed.
- Started at strong safety in the team's AFC Divisional Playoff victory at Denver (1/11/15) and finished with two tackles. Was part of a defense that held the Broncos to 288 net yards.
- Tallied nine tackles starting at strong safety in an AFC Championship Game loss at New England (1/18/15).

2013 (BRONCOS):
- Competed in all 16 games (seven starts) and posted 64 tackles (48 solo), one interception, one fumble recovery and six passes defensed.
- Started all three of Denver's postseason games and totaled 12 tackles and one pass defensed.
- Tied for the team lead with six tackles and broke up Alex Smith's fourth down pass in the end zone late in the fourth quarter to seal Denver's Week 13 win at Kansas City (12/1).
- Finished second on the team with five tackles and recovered a fumble against Tennessee (12/8).
- Posted a game-high nine tackles and one interception that led to a touchdown in Week 16 at Houston (12/22).
- Ranked third on the team with six tackles in Super Bowl XLVIII against Seattle (2/2/14).

2012 (BRONCOS):
- Started all 16 games and ranked second on team with 80 tackles (60 solo) and third on the club with 11 passes defensed.
- Added 1.0 sack, two forced fumbles and a team-best two fumble recoveries.
- Set a career high with 12 tackles and recovered a fumble at New England (10/7).
- Sacked Panthers quarterback Cam Newton in the end zone for his first career safety at Carolina (11/11).
- Made his playoff debut in Denver's AFC Divisional Playoff game against Baltimore (1/12/13) and made two solo stops with one pass defensed.

2011 (BROWNS):
- Started all 16 games for the first time in his career and totaled 61 tackles (41 solo), a team-high three interceptions, six passes defensed, one forced fumble and one fumble recovery for the league's second-ranked pass defense.
- Recorded a takeaway (two interceptions and one fumble recovery) in three consecutive games from Weeks 3-5.
- Tied a career-high with 10 tackles (six solo) and added an interception against Pittsburgh (1/1/12).

2010 (BROWNS):
- Saw action in 15 games (two starts) for Cleveland and posted 34 tackles (31 solo), 1.0 sack, two interceptions and six passes defensed to go along with 10 special teams stops.
- Helped the Browns kickoff coverage unit lead the NFL by allowing just 17.8 yards per return.

2009 (BROWNS):
- Participated in 16 games (nine starts), including six at cornerback and three at safety, and totaled 61 tackles (52 solo), 1.0 sack, eight passes defensed and one fumble recovery.
- Ranked fourth on the team with 10 special teams tackles.

2008 (BROWNS):
- Competed in 14 games (five starts) at strong safety and recorded 42 tackles (20 solo), two interceptions, two passes defensed and one fumble recovery.
- Added four tackles on special teams.

2007 (BROWNS):
- Played in 15 games in his first season with the Browns and posted 11 tackles (nine solo) with 1.0 sack, two passes defensed and one fumble recovery.
- Ranked second on the team with a career-high 18 special teams tackles.
- Placed on Injured Reserve after injuring his knee at Cincinnati (12/23).

2006 (49ERS):
- Appeared in all 16 games (eight starts) for the first time in his career and totaled 67 tackles (53 solo) and three passes defensed.
- Posted 12 tackles on special teams.
- Recorded his first double-digit tackle output with 10 stops in the season opener at Arizona (9/10).

2005 (49ERS):
- Started 10-of-14 games and posted 68 tackles (55 solo), 1.0 sack, four interceptions, 10 passes defensed, one forced fumble and one fumble recovery. Returned one interception 40 yards for a touchdown.
- His four interceptions tied for the team lead.
- Added three tackles on special teams.
- Made his first career start at Arizona (10/2) in Mexico City, Mexico.
- Recorded his first-career multiple-interception game in the season finale against Houston (1/1/06). Returned a pick 40 yards for a touchdown and added a takeaway in overtime to set up the team's game-winning field goal.

2004 (49ERS):
- Spent the first half of the season on the team's practice squad before being promoted to the active roster and playing in the final eight games.
- Totaled four tackles (two solo), one interception, one pass defensed and one fumble recovery in addition to five special teams stops.
- Made his NFL debut against Carolina (11/14) and recovered a fumble on special teams.
- Registered his first career interception against Miami (11/28).

COLLEGE:
- Started 23-of-43 games at the University of Delaware, finishing with 213 tackles, 11 interceptions and 14 passes defensed.
- Ranked 11th in school history with his 11 interceptions.
- Earned Second Team All-Atlantic 10 Conference honors as a senior team captain in 2003 while guiding the Blue Hens to the Division 1-AA National Championship.

PERSONAL:
- Attended Passaic Tech High School in Wayne, N.J., where he helped guide his team to the New Jersey Group 4 state title in 1998.
- Inducted into the Passaic Tech Hall of Fame in 2009 and had his jersey retired in 2010.
- Celebrated the USO's 75th anniversary and the 50th anniversary between the organization and the NFL when he traveled to Japan to visit servicemen and women.
- Donated school supplies to kindergarten students of Edward W. Kilpatrick Elementary School in Paterson, N.J.
- Donated 600 winter coats for Oasis, a haven for women and children in Paterson, N.J.
- Donates tickets as a Colts Community Block Sponsor.
- In 2015, shopped for the holidays with underserved children as part of the Shop with a Colt event. Also participated in teammate Vontae Davis' holiday shopping event.
- Since 2007, has hosted an annual Team Adams Foundation Football Camp in his hometown of Paterson, N.J.
- A native of Paterson, N.J.

CAREER REGULAR SEASON STATISTICS

Year	GP	GS	Solo	Asst.	Total	Sacks	PD	FF	FR	INT	Yds	Avg.	LG	TD
2015 IND	13	13	54	22	76	1.0	6	3	1	5	63	12.6	38	1
2014 IND	16	16	71	22	93	0.0	11	2	2	5	24	4.8	10	0
2013 DEN	16	7	45	15	60	0.0	6	0	1	1	3	3.0	3	0
2012 DEN	16	16	60	20	80	1.0	11	2	2	0	0	0.0	0	0
2011 CLE	16	16	41	20	61	0.0	6	1	1	3	33	11.0	29	0
2010 CLE	15	2	31	3	34	1.0	6	0	0	2	51	25.5	26	0
2009 CLE	16	9	52	9	61	1.0	8	0	1	0	0	0.0	0	0
2008 CLE	14	5	20	22	42	0.0	2	0	1	2	18	9.0	18	0
2007 CLE	15	0	9	2	11	1.0	2	0	0	0	0	0.0	0	0
2006 SF	16	8	53	14	67	0.0	3	0	0	0	0	0.0	0	0
2005 SF	14	10	55	13	68	1.0	10	1	1	4	36	9.0	40t	1
2004 SF	8	0	2	2	4	0.0	1	0	0	1	0	0.0	0	0
TOTAL	**175**	**102**	**493**	**164**	**657**	**6.0**	**72**	**9**	**10**	**23**	**228**	**9.9**	**40t**	**2**

CAREER POSTSEASON STATISTICS

Year	GP	GS	Solo	Asst.	Total	Sacks	PD	FF	FR	INT	Yds	Avg.	LG	TD
2014 IND	3	3	11	9	20	0.0	1	0	0	0	0	0.0	0	0
2013 DEN	3	3	12	0	12	0.0	1	0	0	0	0	0.0	0	0
2012 DEN	1	1	2	0	2	0.0	1	0	0	0	0	0.0	0	0
TOTAL	**7**	**7**	**25**	**9**	**34**	**0.0**	**3**	**0**	**0**	**0**	**0**	**0.0**	**0**	**0**

SPECIAL TEAMS TACKLES: 70 (2014 - 1, 2013 - 3, 2011 - 3, 2010 - 12, 2009 - 10, 2008 - 4, 2007 - 18, 2006 - 12, 2005 - 3, 2004 - 4)

ADDITIONAL STATISTICS: Two special teams fumble recoveries (2004 and 2007) and one special teams forced fumble (2005). One safety at Carolina (2012).

GETTING TO KNOW MIKE ADAMS

Favorite team and/or athlete: Jerry Rice
Favorite musician and/or song: Jadakiss and Jay-Z
Hobbies outside of football: Basketball and watching movies
Favorite food: Grilled chicken sandwich
Favorite vacation spot: Bahamas
Favorite movie: *Harlem Nights*

83 TE DWAYNE **ALLEN**

6-3 • 265 • CLEMSON
NFL EXP: 5 (5th Year with Colts)
HOW ACQUIRED: D3 – 2012 (64th overall)
BORN: 2/24/90
GP/GS (POSTSEASON): 43/42 (4/3)

CAREER TRANSACTIONS:

- Selected by the Colts in the third round (64th overall) of the 2012 NFL Draft.

PRO CAREER:

- In 2014, Allen and Coby Fleener became the first tight end duo on the same team to each record eight touchdowns apiece in a single season in NFL history.
- Led all NFL rookie tight ends with 45 receptions for 521 yards in 2012.
- Set a Colts rookie record for tight ends with 45 receptions, breaking Ken Dilger's mark of 42 set in 1995.
- Was the recipient of Indianapolis' 2014 Ed Block Courage Award.
- Was named the Colts 2015 Walter Payton Man of the Year.

2015 (COLTS):

- Played in 13 games (12 starts) and tallied 16 receptions for 109 yards and one touchdown.
- Caught three passes for 17 yards and one touchdown in a season opening loss at Buffalo (9/13). The touchdown was the 13th of his career as he's reached the end zone in each of his last three season openers.
- Started at tight end and finished with three catches for 23 yards in a Week 6 loss against New England (10/18).
- Caught one pass for 10 yards starting at tight end in a Week 7 loss against New Orleans (10/25). Topped 1,000 receiving yards for his career.
- Placed on Injured Reserve on December 30.

SINGLE-GAME HIGHS

REC: 6, two times (Last: at NE 11/18/12)
YARDS: 75 vs. MIA (11/04/12)
TDS: 1, 13 times (Last: at BUF 9/13/15)
LG: 41t at DEN (9/7/14)
RUSH: 1, four times (Last: vs. HOU 12/20/15)
YARDS: 3 at HOU (12/16/12)
TDS: 0
LG: 3 at HOU (12/16/12)

2014 (COLTS):

- Started all 13 games he participated in and totaled 29 receptions for 395 yards and eight touchdowns. His eight touchdowns are tied for the fourth-most by a tight end in a single season (Coby Fleener, 2014 and Marcus Pollard, 2001) and the most since Dallas Clark's 10 in 2009.
- Started two of the team's three postseason contests and caught 11 passes for 90 yards and one touchdown.
- Started at tight end in the season opener at Denver

(9/7). Competed in his first contest since suffering an injury in the 2013 regular season opener and contributed with four catches for 64 yards and one touchdown on a career-long 41-yard reception. The score was the fifth of his career and his first since a Week 1 contest against Oakland in 2013.

- Caught four passes for 43 yards and one touchdown starting at tight end in a Week 3 victory at Jacksonville (9/21). The score was his second of the season.
- Started at tight end and caught three passes for 38 yards and one touchdown in a Week 4 win against Tennessee (9/28). Contributed with a seven-yard touchdown reception in the first quarter to give the Colts a 14-0 lead.
- Caught four passes for 59 yards and added one touchdown starting at tight end in a Week 5 win against Baltimore (10/5). With his score in the third quarter, caught one touchdown pass in five of the last six games. The score gave Indianapolis a 13-3 lead in the third quarter.
- Caught three passes for 52 yards and one touchdown starting at tight end in a Week 7 win against Cincinnati (10/19). Recorded a 32-yard touchdown in the third quarter to give the Colts a 17-0 lead. His touchdown was his fourth in the last five games. Also posted one tackle and one forced fumble on special teams.
- In a Week 8 loss at Pittsburgh (10/26), started at tight end and caught one pass for a 21-yard touchdown in the second quarter. The score cut Pittsburgh's lead to 21-10. With the touchdown, Allen tied Pat Beach, Dallas Clark and Marcus Pollard (six) for the seventh-most receiving touchdowns in a single season by a tight end in Colts history. The score was also his fifth in the last six games.
- Started at tight end in a Week 9 victory at the New York Giants (11/3) and caught four passes for 48 yards and one touchdown. With his third quarter touchdown, tied John Mackey (seven in 1963 and 1965) for the fifth-most receiving touchdowns in a single season by a tight end in Colts history. The touchdown was also his sixth in the last seven games.
- In a Week 15 victory against Houston (12/14), started at tight end and caught two passes for 16 yards and one touchdown. Recorded his eighth touchdown of the season on a three-yard pass from Andrew Luck in the second quarter. With the score, tied Marcus Pollard for the fourth-most touchdowns by a tight end in a single season.
- In the team's AFC Wild Card Playoff contest against Cincinnati (1/4/15), started at tight end and caught three passes for 30 yards with a long reception of 12 yards.
- Caught four passes for 30 yards and one touchdown in the team's AFC Divisional Playoff victory at Denver (1/11/15). Gave the Colts a 14-7 lead in the second quarter with his three-yard touchdown grab. It was his first career postseason touchdown reception.
- Started at tight end in the team's AFC Championship Game loss at New England (1/18/15) and led the team with four receptions, finishing with 30 yards.

QUICK HITS

In 2014, Allen and teammate Coby Fleener became the first tight end duo on the same team to each record eight touchdowns apiece in a single season in NFL history.

Allen led all NFL rookie tight ends with 45 receptions for 521 yards in 2012. His reception total set a Colts rookie record for tight ends, breaking Ken Dilger's mark of 42 set in 1995.

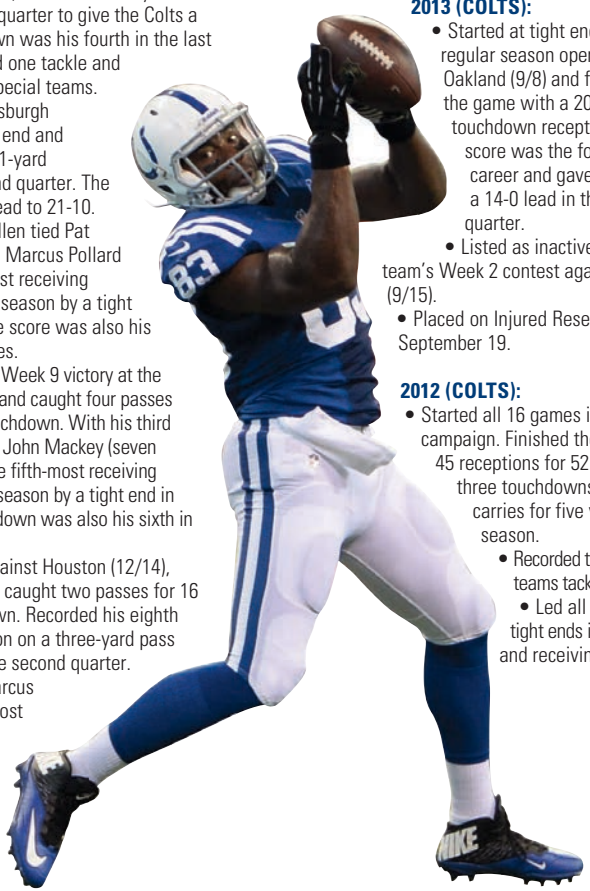

2013 (COLTS):

- Started at tight end in the regular season opener against Oakland (9/8) and finished the game with a 20-yard touchdown reception. The score was the fourth of his career and gave the Colts a 14-0 lead in the second quarter.
- Listed as inactive for the team's Week 2 contest against Miami (9/15).
- Placed on Injured Reserve on September 19.

2012 (COLTS):

- Started all 16 games in his rookie campaign. Finished the year with 45 receptions for 521 yards and three touchdowns. Had three carries for five yards on the season.
- Recorded two special teams tackles.
- Led all NFL rookie tight ends in receptions and receiving yards.

- Started at tight end in his first career NFL contest at Chicago (9/9).
- Caught his first NFL reception against Minnesota (9/16), which went for a three-yard touchdown.
- Started at tight end and caught four passes for 38 yards (9.5 avg.) and one touchdown against Green Bay (10/7).
- Set season highs with six receptions for 75 yards against Miami (11/4).
- Caught six passes for 69 yards at New England (11/18) in his 10th start of the season. His 69 yards marked his second-highest receiving total of the season (Miami, 75 yards).
- Made a start at the flex position and contributed with two receptions for 50 yards at Detroit (12/2). Finished with his longest catch of the year, a 40-yard gain in the second quarter.
- Caught three passes for 36 yards and one touchdown at Houston (12/16), which was his third of the season.
- Totaled three catches for 18 yards against Kansas City (12/23). With three receptions, he set a record for the most receptions by a rookie tight end in franchise history, breaking Ken Dilger's mark of 42 set in 1995.
- In his playoff debut, started at the flex position and contributed with four catches for 51 yards, including a long of 22 yards at Baltimore (1/6/13). Also tallied one special teams tackle.

COLLEGE:

- Started 33-of-41 games at Clemson, recording 93 receptions for 1,079 yards and 12 touchdowns.
- Honored as Clemson's first recipient of the John Mackey Award, given to the nation's best tight end.
- Was a consensus NCAA All-America selection and was named All-America first-team by The Associated Press, *ESPN.com,* Phil Steele, Football Writers Association and *Sports Illustrated*, adding second-team accolades from The *NFL Draft Report* and *CBSSports.com* and honorable mention from *Pro Football Weekly*.
- Selected as a unanimous All-Atlantic Coast Conference first-team member in 2011 and second-team All-ACC in 2010.
- Collected 93 receptions over his career, tying him with John McMakin (1969-1971) for the most grabs by a tight end in Clemson history and placing him 18th in the school's overall career record book.
- Brought in 50 receptions in 2011 to break the school season record for tight ends, topping the previous mark of 43 catches by Michael Palmer in 2009.
- Joined John McMakin (1,255) as the only Clemson tight ends to gain over 1,000 receiving yards in a career.
- With 598 yards in 2011, broke the school season record of 507 yards by Michael Palmer in 2009 and ranked fifth on the Atlantic Coast Conference's annual record chart for tight ends.
- Set the Clemson tight end career record for touchdown receptions (12), while also breaking the mark for most touchdowns by a tight end in a season (eight) in 2011.

PERSONAL:

- Attended Terry Sanford High School in Fayetteville, N.C.
- Regarded as the third-best tight end in the nation and the 83rd-best overall prospect by ESPN.
- A four-star prospect, *Rivals.com* had him placed third among all tight ends in the prep ranks.
- Finished his career with 68 receptions for 1,257 yards (18.5 ypc.).
- Finished with 551 yards as a junior and 291 yards as a senior, earning All-Two Rivers Conference honors for each campaign.
- Lettered in basketball and earned team Most Improved Player honors as a senior.
- A 2014-15 NFL Players Association player representative.
- In 2016, traveled to London to promote team's International Series game against Jacksonville.
- Participated in the 2015 Winter USO Tour.
- Supported the NO MORE Campaign by recording a PSA to raise awareness of domestic violence and sexual assault.
- Was on the male celebrity panel at Arsenal Tech to encourage male students to stay in school.
- Assisted Clemson University's Fellowship of Christian Athletes Spring Break Volunteer Trip.
- Was a participant in the Caroline Symmes Celebrity Softball Challenge benefitting the Indiana Children's Wish Fund.
- Was a guest judge for the Indianapolis Zoo's Zoobilation.
- Was an honored guest attendee at the 2014 White House Easter Egg Roll.
- Working with Papa John's, the "Allen's Any" promotion raised over $30,000 for DREAM Alive, Inc.
- Represented RUSH Campus Ministries and spoke to 400 youth encouraging them to resist gang involvement at a Fight for Peace event.
- In conjunction with School on Wheels, spoke at the Crane Bay Event Center in support of educational programming and advocacy for homeless children.
- In 2013, was a speaker at the Veterans Day School visit and was a volunteer for the Million Meal Marathon.
- Reads to children as part of the Colts Day in Schools event and Read Across America Week.
- Held a contest for 300 kids to win tickets to a Harlem Globtrotters game as part of a Black History Month reading contest.
- Participated in the 2012 Colts Rookie Community Blitz at Concord Neighborhood Center, helping local children with reading, crafts and fitness activities.
- Is part of the Colts Community Ticket Block program, donating 20 tickets per game to youth organizations.
- Serves as a co-spokesperson for the "COLTSTRONG, LIBRARYSTRONG" campaign for the Indianapolis Library.

- Visited Riley Hospital for Children to spread cheer during the holidays.
- Participated in the Colts annual Hometown Huddle event which created a new fitness room at the Kaleidoscope Youth Center.
- Participated in the Colts quarterback shopping event with Shepherd Community Center as a volunteer shopper.
- Assisted in the annual Colts Playground Build.
- Majored in biological/health sciences at Clemson.
- A native of Fayetteville, N.C.

CAREER REGULAR SEASON STATISTICS

			RECEIVING					RUSHING				
Year	GP	GS	No.	Yards	Avg.	LG	TD	No.	Yards	Avg.	LG	TD
2015 IND	13	12	16	109	6.8	21	1	1	1	0.0	1	0
2014 IND	13	13	29	395	13.6	41t	8	0	0	0.0	0	0
2013 IND	1	1	1	20	20.0	20	1	0	0	0.0	0	0
2012 IND	16	16	45	521	11.6	40	3	3	5	1.7	3	0
TOTAL	**43**	**42**	**91**	**1,045**	**11.5**	**41t**	**13**	**4**	**6**	**1.5**	**3**	**0**

CAREER POSTSEASON STATISTICS

			RECEIVING					RUSHING				
Year	GP	GS	No.	Yards	Avg.	LG	TD	No.	Yards	Avg.	LG	TD
2014 IND	3	2	11	90	8.2	18	1	0	0	0.0	0	0
2013 IND	INJURED RESERVE											
2012 IND	1	1	4	51	12.8	22	0	0	0	0.0	0	0
TOTAL	**4**	**3**	**15**	**141**	**9.4**	**22**	**1**	**0**	**0**	**0.0**	**0**	**0**

SPECIAL TEAMS TACKLES: 6 (2015 - 1, 2014 - 3, 2012 - 2)

ADDITIONAL STATISTICS: Forced a fumble on special teams vs. Cincinnati (10/19/14).

GETTING TO KNOW DWAYNE ALLEN

Favorite team and/or athlete outside of football: Steph Curry
Hobbies outside of football: Hiking and ping pong
Favorite movie: *A Beautiful Mind*
What's the one thing you couldn't live without: Christ and my faith

96 DT HENRY ANDERSON

6-6 • 300 • STANFORD
NFL EXP: 2 (2nd Year with Colts)
HOW ACQUIRED: D3 – 2015 (93rd overall)
BORN: 8/3/91
GP/GS (POSTSEASON): 9/9 (0/0)

CAREER TRANSACTIONS:

- Selected by the Colts in the third round (93rd overall) of the 2015 NFL Draft.

2015 (COLTS):

- Started all nine contests he participated in at defensive tackle during his rookie season. Finished the year with 37 tackles (31 solo), 1.0 sack, 5.0 tackles for loss and two passes defensed.
- Started his first career game at defensive tackle in a Week 1 loss at Buffalo (9/13) and posted 10 tackles (eight solo) while adding 3.0 tackles for loss.

SINGLE-GAME HIGHS

TACKLES: 10 at BUF (9/13/15)
SACKS: 1.0 vs. NYJ (9/21/15)
FF: 0
FR: 0
INT: 0
PD: 1, two times (Last: vs. NE 10/18/15)

- In a Week 2 loss against the New York Jets (9/21), finished the game with seven tackles (six solo), 1.0 sack and 2.0 tackles for loss. On New York's third possession of the game, he logged his first career

sack for a one-yard loss, which forced an eventual Jets punt.
- Started at defensive tackle in a Week 4 win against Jacksonville (10/4) and totaled five solo tackles.
- In a Week 8 overtime loss at Carolina (11/2), started at defensive tackle and notched five tackles (four solo).
- Placed on injured reserve on November 10.

COLLEGE:
- Completed his career at Stanford with 140 tackles (76 solo), 17.0 sacks, one forced fumble, one fumble recovery and seven passes defensed in 48 career games (35 starts).
- Earned several accolades as a fifth-year senior, including First Team All-Pac-12, First Team Pac-12 All-Academic, *SI.com* All-America honorable mention and Phil Steele First Team All-Pac-12 honors.
- In 2014, recorded 65 tackles (40 solo), 15.0 tackles for loss, 8.5 sacks and two passes defensed in 13 games played.
- Competed in eight games and totaled 19 tackles (eight solo), 4.0 tackles for loss and 3.0 sacks in 2013.
- In 2012, started in all 14 contests and totaled 50 tackles (27 solo), 13.0 tackles for loss, 5.5 sacks, one forced fumble and five passes defensed.
- Earned First Team Pac-12 All-Academic honors and was named a Second Team All-Pac-12 selection.
- Received the Tommy Vardell Award for excellence in athletics and academics.
- Competed in all 13 games and registered six tackles and one fumble recovery in 2011.

PERSONAL:
- Played at Woodward (Ga.) High School and was rated as the nation's 27th-best defensive player by *Rivals.com*.
- Completed his prep career with 183 tackles and 20.5 sacks.
- Led Woodward to Region 4AAA runner-up finishes in 2008 and 2009.
- Was an *Atlanta Journal Constitution* first-team all-state selection as well as a three-time South Fulton Neighbor All-South Metro and a two-time all-4AAA region choice.
- Played in the 2010 Offense-Defense All-American Bowl.
- Also lettered in basketball and track and field. Won the state championship and broke the school record in shot put.
- As a senior, finished with 81 tackles, 14.0 tackles for loss, 9.5 sacks, two fumble recoveries and six passes defensed.
- Was a volunteer for Trinity House and purchased Christmas gifts for young men in foster care.
- Majored in political science at Stanford.
- Was born in Atlanta.

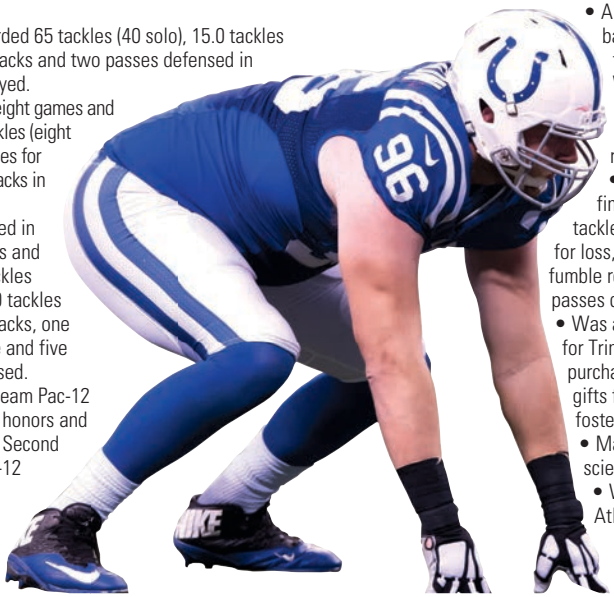

CAREER REGULAR SEASON STATISTICS

Year	GP	GS	Solo	Asst.	Total	Sacks	PD	FF	FR	INT	Yds	Avg.	LG	TD
2015 IND	9	9	31	6	37	1.0	2	0	0	0	0	0.0	0	0
TOTAL	**9**	**9**	**31**	**6**	**37**	**1.0**	**2**	**0**	**0**	**0**	**0**	**0.0**	**0**	**0**

GETTING TO KNOW HENRY ANDERSON

Favorite team and/or athlete outside of football: Tiger Woods
Favorite musician and/or song: Zac Brown Band
Hobbies outside of football: Playing golf
What is something interesting about you that most people may not know: Swimming was my main sport as a kid
Favorite food: Cheeseburgers
Favorite vacation spot: Cancun
If you could have lunch with three people, living or dead, who would they be: Charles Barkley, Jimmy Fallon and Kevin Hart
Favorite movie: *American Gangster*
What's the one thing you couldn't live without: Family

17 WR JOSH **BOYCE**

5-11 • 205 • TCU
NFL EXP: 2 (1st Year with Colts)
HOW ACQUIRED: FA – 2016
BORN: 5/6/91
GP/GS (POSTSEASON): 10/3 (0/0)

CAREER TRANSACTIONS:
- Signed by the Colts as a free agent on April 7, 2016.
- Released by the New England Patriots on August 31, 2015.
- Signed by the Patriots to the active roster from the practice squad on December 27, 2014.
- Signed to the New England practice squad on September 1, 2014.
- Released by the Patriots on August 30, 2014.
- Selected by New England in the fourth round (102nd overall) of the 2013 NFL Draft.

2015:
- Competed with the New England Patriots in preseason prior to being waived on August 31.

2014 (PATRIOTS):
- Appeared in the regular season finale against Buffalo (12/28) after spending the first 16 weeks of the season on the practice squad.

2013 (PATRIOTS):
- Saw action in nine games (three starts) and tallied nine receptions for 121 yards.
- Caught his first career NFL pass for 24 yards in a Week 4 win at Atlanta (9/29).
- Posted a career-high 49 receiving yards on three catches in a victory against Cleveland (12/8).
- Contributed with four receptions for 42 yards in a loss at Miami (12/15).

COLLEGE:
- Played in all 39 games (33 starts) at TCU and ranked first in school history with 22 career touchdown receptions, second with 2,535 career receiving yards and third with 161 career receptions at the time of his departure.
- Tallied team highs with 66 receptions, 891 yards and seven touchdowns in 2012 on his way to earning Honorable Mention All-Big 12 honors.
- Earned Big 12 Offensive Player of the Week for his six-catch, 180-yard performance against West Virginia. After forcing overtime with a 94-yard touchdown reception with under 90 seconds remaining, the third-longest play in program history, the junior caught the game-winning two point conversion in the game's second overtime to clinch the victory for the Horned Frogs.
- In 2011, earned First Team All-Mountain West and was named to the Biletnikoff Award Watch List finishing with 61 receptions for 998 yards and a career-high nine touchdowns.
- Was named a *Rivals.com* Second Team Freshman All-America choice and a *CollegeFootballNews.com* Honorable Mention Freshman All-America selection after compiling 34 receptions for 646 yards and six touchdowns as a redshirt freshman.
- Redshirted his first season on campus in 2009.

SINGLE-GAME HIGHS
REC: 4 at MIA (12/15/13)
YARDS: 49 vs. CLE (12/8/13)
TDS: 0
LG: 30 at MIA (12/15/13)
RUSH: 0
YARDS: 0
TDS: 0
LG: 0

PERSONAL:
- Attended Copperas Cove (Texas) High School where he earned all-state honorable mention honors as a senior totaling 42 receptions for 837 yards.
- Lettered in track and field as well as football in high school.
- Majored in sociology at TCU.
- Born in Copperas Cove, Texas.

CAREER REGULAR SEASON STATISTICS

			RECEIVING					RUSHING				
Year	GP	GS	No.	Yards	Avg.	LG	TD	No.	Yards	Avg.	LG	TD
2015	0	0	0	0	0.0	0	0	0	0	0.0	0	0
2014 NE	1	0	0	0	0.0	0	0	0	0	0.0	0	0
2013 NE	9	3	9	121	13.4	30	0	0	0	0.0	0	0
TOTAL	**10**	**3**	**9**	**121**	**13.4**	**30**	**0**	**0**	**0**	**0.0**	**0**	**0**

CAREER REGULAR SEASON RETURN STATISTICS

Year	GP	GS	PR	FC	Yards	Avg.	LG	TD	KR	Yards	Avg.	LG	TD
2013 NE	9	3	0	0	0	0.0	0	0	9	214	23.8	41	0
TOTAL	**9**	**3**	**0**	**0**	**0**	**0.0**	**0**	**0**	**9**	**214**	**23.8**	**41**	**0**

GETTING TO KNOW JOSH BOYCE

Favorite team and/or athlete: LeBron James
Favorite musician and/or song: Lil Wayne
Hobbies outside of football: Video games
What is something interesting about you that most people may not know: I have a 130-pound dog
Favorite food: Seafood
Favorite vacation spot: California
If you could have lunch with three people, living or dead, who would they be: Notorious B.I.G., Tupac Shakur and Michael Jackson
Favorite movie: *Little Giants*
What's the one thing you couldn't live without: Sports

11 WR QUAN BRAY

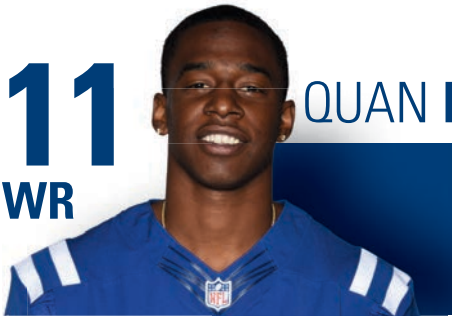

5-10 • 186 • AUBURN
NFL EXP: 2 (2nd Year with Colts)
HOW ACQUIRED: FA – 2015
BORN: 4/28/93
GP/GS (POSTSEASON): 9/0 (0/0)

CAREER TRANSACTIONS:

- Signed from the Colts practice squad to the active roster on October 27, 2015.
- Signed to the Colts practice squad on September 6, 2015.
- Waived by the Colts on September 5, 2015.
- Signed by the Colts as an undrafted free agent on May 5, 2015.

2015 (COLTS):

- Competed in nine games in his rookie season serving primarily as the team's kickoff and punt returner. Finished the season with 21 kickoff returns for 570 yards (27.1 avg.) with a long return of 60 yards. Also added 21 punt returns for 166 yards (7.9 avg.) with a long return of 33 yards.
- His 27.1-yard kickoff return average ranked sixth in the NFL and first in the AFC among players with 20-or-more returns.
- In his first career NFL game, served as the team's kickoff returner and posted the team's season-high of 127 yards on four returns in a Week 8 overtime loss at Carolina (11/2). His 45-yard kickoff return in overtime was the second-longest for the team this season and led to an Adam Vinatieri field goal.
- Totaled two kickoff returns for 70 yards (35.0 avg.) and added four punt returns for 17 yards in a Week 11 win at Atlanta (11/22).
- Finished with one punt return for 20 yards and added four kickoff returns for 84 yards in a Week 12 victory against Tampa Bay (11/29).
- In a Week 13 loss at Pittsburgh (12/6), totaled three kickoff returns for 93 yards with a long of 60. The 60-yard return was the longest for the team this season.
- In a Week 15 loss against Houston (12/20), returned four punts for 67 yards (16.8 avg.) with a long of 33 yards and contributed with three kickoff returns for 80 yards (26.7 avg.). Returned a punt 33 yards in the second quarter, which was the longest punt return for the team dating back to Dec. 15, 2013. He added 19 yards on his next return and finished with 67 in the game. That total is tied for the most in a contest dating back to Nov. 25, 2012.

SINGLE-GAME HIGHS

REC: 0	**RUSH: 0**
YARDS: 0	**YARDS: 0**
TDS: 0	**TDS: 0**
LG: 0	**LG: 0**

KO RET.: 4, two times (Last: vs. TB 11/29/15)
KO RET. AVG. (MIN 3): 31.8 at CAR (11/2/15)
KO RET. TDS: 0
KO RET. LONG: 60 at PIT (12/6/15)
PUNT RET.: 4, two times (Last: vs. HOU 12/20/15)
PUNT RET. AVG. (MIN 3): 16.8 vs. HOU (12/20/15)
PUNT RET. TDS: 0
PUNT RET. LONG: 33 vs. HOU (12/20/15)

COLLEGE:

- Registered 90 receptions for 849 yards and seven touchdowns at Auburn.
- Ranks third in school history in punt return average (10.09) among players with at least 50 returns and eighth in punt return yardage (565).

- As a senior in 2014, finished second in the nation in punt returns (18.1) and was a Second Team All-SEC selection as a return specialist, voted by the league's coaches.
- Became the first player in Auburn history to score a rushing, receiving and punt return touchdown in the same season.

PERSONAL:
- Played at Troup County High School in LaGrange, Ga.
- Registered 1,300 rushing yards and 300 receiving yards as a senior.
- As a junior, accounted for 2,128 yards and 28 touchdowns.
- Listed as the nation's No. 5 athlete by *ESPN.com*.
- Ranked as the nation's No. 5 all-purpose back, the No. 8 player from the state of Georgia and the 109th best player nationally by *Rivals.com*.
- Was selected to play in the 2011 Under Armour All-America game following his senior season.
- Read books to elementary students as part of the 2015 Colts Day in Schools event.
- Volunteered to construct a new playground at an elementary school for the 2015 Colts Playground Build event.
- Graduated with a degree in public administration from Auburn.
- A native of LaGrange, Ga.

CAREER REGULAR SEASON STATISTICS

			RECEIVING					RUSHING				
Year	GP	GS	No.	Yards	Avg.	LG	TD	No.	Yards	Avg.	LG	TD
2015 IND	9	0	0	0	0.0	0	0	0	0	0.0	0	0
TOTAL	**9**	**0**	**0**	**0**	**0.0**	**0**	**0**	**0**	**0**	**0.0**	**0**	**0**

CAREER REGULAR SEASON RETURN STATISTICS

Year	GP	GS	PR	FC	Yards	Avg.	LG	TD	KR	Yards	Avg.	LG	TD
2015 IND	9	0	21	7	166	7.9	33	0	21	570	27.1	60	0
TOTAL	**9**	**0**	**21**	**7**	**166**	**7.9**	**33**	**0**	**21**	**570**	**27.1**	**60**	**0**

GETTING TO KNOW QUAN BRAY

Favorite team and/or athlete outside of football: Mike Vick
Hobbies outside of football: Playing basketball and travel
Favorite food: Chicken dressing
Favorite vacation spot: Miami
If you could have lunch with three people, living or dead, who would they be: Notorious B.I.G., Lauren London and Christina Milian
Favorite movie: *The Wood*
What's the one thing you couldn't live without: Faith

31 CB JALIL BROWN

6-1 • 210 • COLORADO
NFL EXP: 6 (4th Year with Colts)
HOW ACQUIRED: FA – 2014
BORN: 10/14/87
GP/GS (POSTSEASON): 47/6 (1/0)

CAREER TRANSACTIONS:
- Signed by the Colts as a free agent on December 8, 2015.
- Released by the Colts from the Injured Reserve list on October 13, 2015.
- Signed by the Colts as a free agent on November 27, 2014.
- Waived by the Colts on November 4, 2014.
- Signed by the Colts as a free agent on September 30, 2014.
- Waived by the Miami Dolphins on August 28, 2014.
- Acquired off waivers (Indianapolis) by the Dolphins on December 16, 2013.
- Waived by the Colts on December 14, 2013.
- Signed by the Colts as a free agent on October 22, 2013.
- Waived by the Kansas City Chiefs on September 1, 2013.

SINGLE-GAME HIGHS

TACKLES: 7 at TEN (9/27/15)
SACKS: 0.0
FF: 1 at SD (11/1/12)
FR: 1 at NYJ (12/11/11)
INT: 0
PD: 1, six times (Last: vs. TEN 1/3/16)

- Originally selected by the Chiefs in the fourth round (118th overall) of the 2011 NFL Draft.

2015 (COLTS):
- Played in eight games (four starts) and recorded 22 tackles (19 solo) and three passes defensed.
- In a Week 2 loss against the New York Jets (9/21), started at left cornerback and registered six tackles (five solo) and one pass defensed.
- Started at left cornerback in the team's Week 3 victory at Tennessee (9/27) and finished with seven tackles (five solo).
- Competed at cornerback in a Week 15 loss against Houston (12/20) and totaled three solo tackles and one pass defensed.

2014 (COLTS):
- Saw action in five games and totaled one tackle, one pass defensed and two special teams stops.
- In a Week 17 win at Tennessee (12/28) competed at cornerback and on special teams. Finished with one tackle and one pass defensed and added two special teams stops.
- Was inactive for the team's AFC Wild Card Playoff win against Cincinnati (1/4/15).
- Listed as inactive for the team's AFC Divisional Playoff contest at Denver (1/11/15).
- Competed on special teams in his first career postseason contest during Indianapolis' AFC Championship Game loss at New England (1/18/15).

2013 (COLTS/DOLPHINS):
- Signed by the Colts as a free agent on October 22, 2013.
- Played in five games and recorded two solo tackles.
- Competed at cornerback and on special teams during a Week 12 loss at Arizona (11/24). Contributed with two tackles and one special teams stop.
- Claimed by the Dolphins off waivers on December 16.
- Was inactive for the last two regular season contests with Miami.

2012 (CHIEFS):
- Played in 15 games (two starts) while recording 20 solo tackles, two passes defensed, five special teams tackles and a special teams forced fumble.
- Registered two special teams tackles against Oakland (10/28).
- Notched a special teams tackle and forced a fumble on a punt return at San Diego (11/1).
- Generated three solo tackles and a pass defensed at Pittsburgh (11/12).
- Contributed with a career-high five solo tackles against Denver (11/25).
- Grabbed four solo tackles and one pass defensed at Oakland (12/16).
- Tallied three solo tackles at Denver (12/30).

2011 (CHIEFS):
- Played in 14 contests and was inactive for two games.
- Ranked second on the team with eight special teams tackles (seven solo). Also recorded a fumble recovery on special teams and two solo tackles on defense.
- Posted his first two special teams tackles of his career against Minnesota (10/2).
- Recovered a fumble on a Chiefs kickoff return at the New York Jets (12/11).

COLLEGE:
- Appeared in 49 games (28 starts) at Colorado and recorded 167 tackles (113 solo), 24 passes defensed, six interceptions, 5.0 tackles for loss, four fumble recoveries and 10 special teams tackles.
- Started 12 games as a senior in 2010, recording 46 tackles (28 solo), five passes defensed, a team-leading three interceptions, 2.0 tackles for loss, two fumble recoveries and three special teams tackles.
- Was named an All-Colorado second-team selection by the state's National Football Foundation and earned All-Big 12 honorable mention honors.
- As a junior in 2009, played in 12 games (10 starts), finishing sixth on the team with 66 tackles (44 solo), while posting two fumble recoveries and two interceptions.
- Ranked second in the nation and first in the Big 12 with 15 passes defensed.
- Named a First Team All-Big 12 Conference choice by *NFL Draft Report*.
- Earned All-Big 12 honorable mention accolades from The Associated Press and league coaches.
- Named All-Colorado second-team by the state's NFF chapter.
- Recipient of the coaches' Gold Group Commitment Award for excellence on and off the field and the Dick Anderson Award for his outstanding toughness for the second-straight year.
- As a sophomore in 2008, played in all 12 games (six starts), recording 52 tackles (40 solo), 3.0 tackles for loss, an interception, four passes defensed and two forced fumbles on special teams.
- Recipient of the coaches' Gold Group Commitment Award and the Dick Anderson Award.
- Played in all 13 games as a redshirt freshman in 2007, recording 13 tackles (10 solo) and a forced fumble.
- Earned the Iron Buffalo Award for defensive backs, displaying dedication and performance in the weight room.

PERSONAL:
- Played free safety, running back and quarterback at South Mountain High School in Phoenix.
- Earned all-state honors his senior season and was a three-time all-metro region selection.
- Rushed for 1,910 yards and 29 touchdowns and caught 15 passes for 400 yards with three scores during his senior season.

- Passed for 1,000 yards and 12 touchdowns while filling in at quarterback as a sophomore.
- Set an Arizona state record with 412 rushing yards in a game, topping a mark previously held by Baltimore Ravens linebacker Terrell Suggs.
- Also lettered twice in basketball and track.
- His time of 10.87 seconds in the 100-meters was the fastest in Arizona entering the state championships.
- Graduated with dual degrees in business management and sociology.
- In 2015, shopped for the holidays with underserved children as part of the Shop with a Colt event.
- A native of Phoenix.

CAREER REGULAR SEASON STATISTICS

Year	GP	GS	Solo	Asst.	Total	Sacks	PD	FF	FR	INT	Yds	Avg.	LG	TD
2015 IND	8	4	19	3	22	0.0	3	0	0	0	0	0.0	0	0
2014 IND	5	0	1	0	1	0.0	1	0	0	0	0	0.0	0	0
2013 IND	5	0	2	0	2	0.0	0	0	0	0	0	0.0	0	0
2012 KC	15	2	20	0	20	0.0	2	1	0	0	0	0.0	0	0
2011 KC	14	0	2	0	2	0.0	0	0	1	0	0	0.0	0	0
TOTAL	**47**	**6**	**44**	**3**	**47**	**0.0**	**6**	**1**	**1**	**0**	**0**	**0.0**	**0**	**0**

CAREER POSTSEASON STATISTICS

Year	GP	GS	Solo	Asst.	Total	Sacks	PD	FF	FR	INT	Yds	Avg.	LG	TD
2014 IND	1	0	0	0	0	0.0	0	0	0	0	0	0.0	0	0
TOTAL	**1**	**0**	**0**	**0**	**0**	**0.0**	**0**	**0**	**0**	**0**	**0**	**0.0**	**0**	**0**

SPECIAL TEAMS TACKLES: 17 (2014 - 2, 2013 - 2, 2012 - 5, 2011 - 8)

GETTING TO KNOW JALIL BROWN

Favorite team and/or athlete: Aeneas Williams
Favorite musician and/or song: Kirk Franklin
Hobbies outside of football: Camping and outdoor activities
What is something interesting about you that most people may not know: Homeschooled in elementary and middle school
Favorite food: Enchiladas
Favorite vacation spot: Northern Arizona
If you could have lunch with three people, living or dead, who would they be: God, Michael Jordan and Dr. Martin Luther King, Jr.
Favorite movie: *All About the Benjamins*
What's the one thing you couldn't live without: Mom's cooking

20 CB

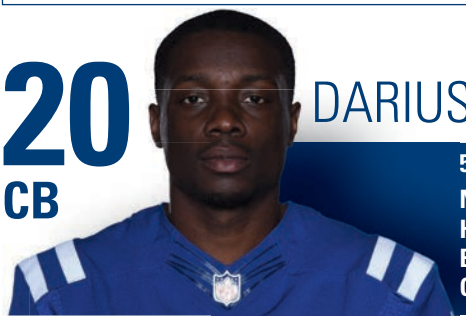

DARIUS **BUTLER**

5-10 • 188 • CONNECTICUT
NFL EXP: 8 (5th Year with Colts)
HOW ACQUIRED: FA – 2012
BORN: 3/18/86
GP/GS (POSTSEASON): 97/31 (8/2)

CAREER TRANSACTIONS:
- Signed by the Colts as a free agent on September 25, 2012.
- Waived by the Carolina Panthers on August 31, 2012.
- Claimed off waivers by the Panthers on September 8, 2011.
- Waived by the New England Patriots on September 7, 2011.
- Originally selected by the Patriots in the second round (41st overall) of the 2009 NFL Draft.

2015 (COLTS):
- Competed in 14 games (two starts) and finished with 49 tackles (37 solo), one interception, four passes defensed and two forced fumbles.
- Earned AFC Defensive Player of the Week honors following a Week 9 performance against Denver.

SINGLE-GAME HIGHS

TACKLES: 9 vs. JAX (10/4/15)
SACKS: 0.0
FF: 1, five times (Last: vs. JAX 10/4/15)
FR: 1, four times (Last: at JAX 9/21/14)
INT: 2, two times (Last: vs. HOU 12/15/13)
PD: 3, two times (Last: vs. HOU 12/15/13)

- Started at left cornerback in the team's Week 1 loss at Buffalo and finished with eight tackles (four solo) and one forced fumble.
- In a Week 4 win against Jacksonville (10/4), totaled nine tackles (six solo) and one forced fumble.
- Totaled two tackles, one interception and one pass defensed in a Week 9 victory against Denver (11/8). Intercepted Peyton Manning at the six-minute mark in the fourth quarter, giving the Colts possession at the Broncos 49-yard line. Indianapolis never relinquished the ball as his pick sealed the 27-24 win. Earned AFC Defensive Player of the Week honors for his performance.
- Made his second start of the season at left cornerback in a Week 15 loss against Houston (12/20) and totaled four tackles (three solo).
- In a Week 17 win against Tennessee (1/3/16), compiled seven tackles (four solo) and 1.0 tackle for loss.

2014 (COLTS):

- Competed in 14 games (four starts) and recorded 47 tackles (41 solo), eight passes defensed, two forced fumbles and one fumble recovery. In three postseason games, contributed with five tackles (four solo), one forced fumble and one pass defensed.
- Made his first start of the season at cornerback in a Week 2 meeting against Philadelphia (9/15). Finished the game with five solo tackles and two passes defensed.
- In a Week 3 victory at Jacksonville (9/21), compiled two tackles while adding one fumble recovery in the second quarter. The recovery led to Indianapolis' third touchdown of the game and a 30-0 lead at halftime.
- In a Week 8 loss at Pittsburgh (10/26), compiled a season-high seven tackles (five solo) and one forced fumble in the third quarter, which was recovered by safety Mike Adams. The Colts tallied a touchdown on the following drive.
- Registered three tackles and one pass defensed in a Week 9 victory at the New York Giants (11/3). Was part of a defense that held the Giants to 89 rushing yards.
- In a Week 13 victory against Washington (11/30), finished with six solo tackles and one pass defensed.
- Finished with five tackles and one pass defensed starting at right cornerback in a Week 14 win at Cleveland (12/7). Was part of a secondary that held the Browns to 137 net passing yards.
- Tallied three solo tackles and forced a fumble in the fourth quarter of a Week 16 loss at Dallas (12/21). The fumble was recovered by teammate D'Qwell Jackson. The turnover stalled a potential Dallas scoring drive and gave Indianapolis the ball at their own 15-yard line.
- Competed at cornerback during the team's AFC Wild Card Playoff victory against Cincinnati (1/4/15) and totaled two tackles.
- In the team's AFC Divisional Playoff win at Denver (1/11/15), compiled two tackles, 1.0 tackle for loss and one pass defensed.
- Started at free safety in the team's AFC Championship Game loss at New England (1/18/15) and finished with one tackle.

2013 (COLTS):

- Played in 16 games (seven starts) and recorded 52 tackles (43 solo), four interceptions (one returned for a touchdown), one fumble recovery and 15 passes defensed. Also contributed with five special teams tackles.
- Saw action in the secondary and on special teams during the team's Week 2 loss against Miami (9/15). Finished the game with one tackle, one pass defensed, one special teams stop and contributed with his first career punt return of nine yards.
- In a Week 4 victory against Jacksonville (9/29), intercepted a Blaine Gabbert pass and returned it 41 yards for a touchdown to give the Colts a 10-3 lead in the second quarter. It was the fourth interception return for a touchdown in his career. For the second consecutive year, he returned an interception for a touchdown against the Jaguars in Jacksonville. Also contributed with four solo tackles and two special teams stops.
- In a Week 5 victory against Seattle (10/6), made his first start of the season at cornerback and intercepted a Russell Wilson pass on Seattle's final drive of the game to help seal the win. The interception was the ninth of his career and his second in as many games. Also contributed with two tackles and two passes defensed.
- Contributed with five tackles and three passes defensed in a Week 7 victory against Denver (10/20). Was part of a secondary that held the Broncos and quarterback Peyton Manning to 2013 single-game first half lows in net yards (134) and net passing yards (101).
- Compiled two tackles and one pass defensed in the team's Week 11 victory at Tennessee (11/14). Made two crucial plays in the fourth quarter on Tennessee's second to last drive of the game. On second down, dove to deflect a pass, which prevented a first down. On the next play tracked down Titans wide receiver Kendall Wright following an 11-yard reception and stopped him short of a first down to force a punt.
- Started his first game of the season at left cornerback in the team's Week 13 win against Tennessee (12/1). Led the secondary and tied a career-high with eight tackles (six solo) while adding one pass defensed. Also contributed with one special teams tackle.
- Finished with one tackle, two interceptions and tied a career-high with three passes defensed, starting

at cornerback in a Week 15 victory against Houston (12/15). Intercepted his third pass of the season in the second quarter, which led to a Colts field goal and a 10-3 lead. His second interception of the game also came in the second quarter, marking his second career multiple-interception contest (11/18/12 at Jacksonville).
- Led the secondary and tied a career-high with eight tackles (six solo) while contributing with two passes defensed and one fumble recovery starting at left cornerback in a Week 17 win against Jacksonville (12/29). The fumble recovery was his first of the season and the third of his career. It also led to a Colts touchdown on the ensuing offensive possession.
- Tallied five tackles (four solo) and one pass defensed during the team's AFC Wild Card Playoff win against Kansas City (1/4/14).
- Started his first career postseason contest during the team's AFC Divisional Playoff loss at New England (1/11/14). Compiled four tackles (three solo) and one pass defensed.

2012 (COLTS):
- Signed by the Colts as a free agent on September 25 and totaled 30 tackles (23 solo), seven passes defensed, four interceptions, including two returned for touchdowns, one forced fumble and one fumble recovery in 11 games played (four starts). Added five special teams stops.
- Saw significant time in the secondary during a Week 9 contest against Miami (11/4) and totaled two tackles and one pass defensed. Also added two special teams stops.
- Made his first start as a member of the Colts at Jacksonville (11/8) and contributed with four tackles, two interceptions and one fumble recovery. On his first interception in the third quarter, he returned the pick 11 yards for a touchdown. The interceptions were the fourth and fifth of his career and his first since 2009. It was the first two-interception, pick-six performance for a member of the Colts since December 7, 2008 and the first three takeaway game since 1986. Was named AFC Defensive Player of the Week for his performance.
- Started at right cornerback at New England (11/18) and contributed with six tackles (four solo) and one forced fumble.
- Notched an interception, two tackles and one pass defensed against Tennessee (12/9). The interception led to an Adam Vinatieri 40-yard field goal and gave the Colts a 27-23 lead.
- Intercepted a Brady Quinn pass on the Chiefs first offensive possession of the game and returned it 32 yards for a touchdown and a Colts 7-0 lead at Kansas City (12/23). The pick was the team's fourth interception return for a touchdown, the fourth pick of the season for Butler and his second interception return for a touchdown. Butler's four interceptions set a new career-high (previous best was three in 2009). The team's four interception returns for a touchdown also tied a franchise best (1959, '65, '68, '75 and '96).
- Saw action in the team's AFC Wild Card Playoff loss at Baltimore (1/6/13) and totaled four solo tackles.

2011 (PANTHERS):
- Played in 13 games with six starts after being claimed off waivers from New England in September.
- Registered 29 tackles (26 solo) and seven passes defensed, while adding two special teams tackles.

2010 (PATRIOTS):
- Played in 15 games with three starts, recording 28 tackles (26 solo) and six passes defensed.
- Also saw action in one postseason contest against the New York Jets (1/16/11), where he made one solo tackle.

2009 (PATRIOTS):
- Played in 14 games with five starts.
- Posted 33 tackles (29 solo), three interceptions, including one returned for a touchdown, and eight passes defensed.
- Returned five kickoffs for 104 yards.
- Intercepted his first career pass when he picked off Kerry Collins in his first NFL start against Tennessee (10/18).
- At Houston (1/3/10), picked off a pass from quarterback Matt Schaub and returned it 91 yards for a touchdown. It was the fourth-longest interception return in New England Patriots history.
- Competed in the team's AFC Wild Card Playoff contest against Baltimore (1/10/10).

COLLEGE:
- Started all 45 games he played in at Connecticut.
- Tallied 180 tackles, three forced fumbles, 10 interceptions, including two returned for touchdowns, and 26 passes defensed.
- Averaged 25.6 yards on 35 kickoff returns with one touchdown.
- Earned First Team All-Big East Conference honors as a senior in 2008.
- Started 10 games and collected 40 tackles and four passes defensed.
- Returned 20 kickoffs for 471 yards.
- Saw action on offense at wide receiver, scoring one receiving touchdown and one rushing touchdown.
- Started 13 games as a junior in 2007.
- Produced 54 tackles, two forced fumbles, two interceptions and seven passes defensed.
- Tied for the team lead with four interceptions as a sophomore in 2006.
- As a freshman in 2005, ranked first on the team with four interceptions and eight passes defensed.
- Returned an interception 86 yards for a touchdown

and a kickoff 90 yards for a score to become the first Husky to have a defensive and special teams touchdown in the same season.
- Redshirted as a true freshman in 2004.

PERSONAL:
- Attended Coral Springs (Fla.) Charter School.
- Takes part in the Colts Community Ticket Block program and donates gameday experience packages as part of the Darius Butler Foundation.
- Volunteered to package meals at the 2015 Colts Million Meal Marathon.
- In 2015, shopped for the holidays with underserved children as part of the Shop with a Colt event. Also participated in teammate Vontae Davis' holiday shopping event.
- Majored in sociology at Connecticut.
- A native of Tamarac, Fla.

CAREER REGULAR SEASON STATISTICS

Year	GP	GS	Solo	Asst.	Total	Sacks	PD	FF	FR	INT	Yds	Avg.	LG	TD
2015 IND	14	2	37	12	49	0.0	4	2	0	1	0	0.0	0	0
2014 IND	14	4	41	6	47	0.0	8	2	1	0	0	0.0	0	0
2013 IND	16	7	43	9	52	0.0	15	0	1	4	79	19.8	41t	1
2012 IND	11	4	23	7	30	0.0	7	1	1	4	101	25.3	51	2
2011 CAR	13	6	26	3	29	0.0	7	0	0	0	0	0.0	0	0
2010 NE	15	3	26	2	28	0.0	6	0	1	0	0	0.0	0	0
2009 NE	14	5	29	4	33	0.0	8	0	0	3	91	30.3	91t	1
TOTAL	**97**	**31**	**225**	**43**	**268**	**0.0**	**55**	**5**	**4**	**12**	**271**	**22.6**	**91t**	**4**

CAREER REGULAR SEASON RETURN STATISTICS

Year	GP	GS	PR	FC	Yards	Avg.	LG	TD	KR	Yards	Avg.	LG	TD
2013 IND	16	7	1	0	9	9.0	9	0	0	0	0.0	0	0
2009 NE	14	5	0	0	0	0.0	0	0	5	104	20.8	26	0
TOTAL	**30**	**12**	**1**	**0**	**9**	**9.0**	**9**	**0**	**5**	**104**	**20.8**	**26**	**0**

CAREER POSTSEASON STATISTICS

Year	GP	GS	Solo	Asst.	Total	Sacks	PD	FF	FR	INT	Yds	Avg.	LG	TD
2014 IND	3	1	4	1	5	0.0	1	1	0	0	0	0.0	0	0
2013 IND	2	1	7	2	9	0.0	2	0	0	0	0	0.0	0	0
2012 IND	1	0	4	0	4	0.0	0	0	0	0	0	0.0	0	0
2010 NE	1	0	1	0	1	0.0	0	0	0	0	0	0.0	0	0
2009 NE	1	0	1	0	1	0.0	0	0	0	0	0	0.0	0	0
TOTAL	**8**	**2**	**17**	**3**	**20**	**0.0**	**3**	**1**	**0**	**0**	**0**	**0.0**	**0**	**0**

SPECIAL TEAMS TACKLES: 12 (2013 - 5, 2012 - 5, 2011 - 2)

GETTING TO KNOW DARIUS BUTLER

Favorite team and/or athlete outside of football: Miami Heat and LeBron James
Hobbies outside of football: Playing basketball and playing cards
What is something interesting about you that most people may not know: I speak four languages fluently
Favorite food: Lasagna
Favorite vacation spot: Jamaica
If you could have lunch with three people, living or dead, who would they be: Barack Obama, Muhammad Ali and Bill Gates
Favorite movie: *Blow*
What's the one thing you couldn't live without: My kids

74
T

ANTHONY **CASTONZO**

6-7 • 311 • BOSTON COLLEGE
NFL EXP: 6 (6th Year with Colts)
HOW ACQUIRED: D1 – 2011 (22nd overall)
BORN: 8/9/88
GP/GS (POSTSEASON): 73/73 (6/6)

CAREER TRANSACTIONS:
- Selected by the Colts in the first round (22nd overall) of the 2011 NFL Draft.

PRO CAREER:
- Has started all 73 games he has played in during his NFL career.
- Played and started in 66 consecutive games, dating back to his rookie season in 2011. His streak ended following a Week 11 victory at Atlanta on Nov. 22, 2015.
- Participated in 1,090 offensive plays in 2014, which led all NFL players.
- Assisted a Colts offense that set a franchise single-season record for net yards (6,506) and net passing yards (4,894) in 2014.
- Blocked for quarterback Andrew Luck (2012-14) who has thrown for the most passing yards (12,957) in the first three seasons of a quarterback's career in NFL history.
- Part of an offensive line that assisted the Colts in averaging 27.5 rushing attempts and 104.4 rushing yards per game in 2012.
- Caught his first career pass for a one-yard touchdown on Nov. 16, 2014 against New England. He was the first Colts offensive lineman to score a touchdown dating back to 2008.

2015 (COLTS):
- Started 13 games at left tackle and was inactive for another three contests due to injury. Blocked for a Colts offense that totaled 5,142 yards of net offense and assisted running back Frank Gore who posted the most rushing yards in a season for a Colts running back (967) dating back to 2007.
- Assisted a Colts offense that totaled 378 net yards starting at left tackle in a Week 3 win at Tennessee (9/27). Opened rushing lanes for Frank Gore to compile 86 yards and two rushing touchdowns.
- Started at left tackle in a Week 4 victory against Jacksonville (10/4) and provided time for Matt Hasselbeck to complete 30 passes for 282 yards and one touchdown as the offense compiled 326 net yards.
- Opened rushing lanes for running back Frank Gore to total 98 rushing yards and one touchdown in a Week 5 win at Houston (10/8). The 98 yards are the most for a Colts running back in a single game dating back to 2012. Also blocked for quarterback Matt Hasselbeck who threw for 213 yards and two touchdowns.
- Started at left tackle in a Week 6 loss against New England (10/18) and blocked for a Colts offense that topped 400 net yards (409) for the first time all season. Provided time for quarterback Andrew Luck to throw for 312 yards and three touchdowns.
- In a Week 7 loss against New Orleans (10/25), started at left tackle and assisted an offense that totaled 376 yards as quarterback Andrew Luck totaled 333 passing yards and three touchdowns.
- Provided time for quarterback Andrew Luck to throw for 252 yards and two touchdowns starting at left tackle in a Week 9 victory against Denver (11/8). Also opened rushing lanes for Frank Gore to finish with 83 yards and one touchdown on 28 carries.
- Started at left tackle and blocked for quarterback Matt Hasselbeck who completed 23-of-32 passes for 213 yards and two touchdowns in a Week 11 win at Atlanta (11/22).
- In a Week 17 victory against Tennessee (1/3/16), started at left tackle and assisted a Colts offense that logged 327 yards. Provided time for quarterbacks Josh Freeman and Ryan Lindley to throw for 207 combined yards and two touchdowns.

2014 (COLTS):
- Started all 16 regular season games and three postseason contests at left tackle. Was part of an offensive line that assisted the offense in setting a single-season franchise record for net yards (6,506).
- Started at left tackle in the season opener at Denver (9/7) and helped the team compile 408 net yards. Blocked for Andrew Luck to complete 35-of-53 passes for 370 yards and two touchdowns in the loss.
- Was part of an offensive line that did not allow a sack in Week 2 against Philadelphia (9/15). Helped block for a rushing attack that generated 169 net yards.
- Started at left tackle in a Week 3 win at Jacksonville (9/21) and provided time for the offense to finish with 529 net yards (385 passing, 144 rushing), which is the 10th highest total for a single game in team

history. Blocked for Andrew Luck to tie a single-game career-high with four passing touchdowns.

- Was part of an offensive line that did not allow a sack in a Week 4 victory against Tennessee (9/28). Blocked for a Colts offense that netted 498 yards as Andrew Luck tied his single-game career-high with four touchdown passes.
- Started at left tackle in a Week 5 victory against Baltimore (10/5). Blocked for a Colts offense that totaled 432 net yards as the line allowed only 1.0 sack. Provided time for Andrew Luck to throw for 312 yards and one touchdown.
- Started his 50th consecutive game at left tackle and assisted a Colts offense that compiled 456 net yards in a Week 6 victory at Houston (10/9). Blocked for quarterback Andrew Luck to throw for 370 yards and three touchdowns as wide receiver T.Y. Hilton compiled 223 yards and one score.
- In a Week 7 victory against Cincinnati (10/19), started at left tackle and provided time for the Colts to record 506 net yards and 27 first downs. Assisted Andrew Luck who threw for his franchise-tying fifth consecutive 300-plus yard passing performance (344).
- Started at left tackle in a Week 9 win at the New York Giants (11/3) and assisted a Colts offense that totaled 443 net yards as Andrew Luck tied his single-game career-high with four passing touchdowns. Was part of an offensive line that allowed only 1.0 sack.
- In a Week 11 loss against New England (11/16), started at left tackle and blocked for Andrew Luck to record his eighth consecutive game with 300-plus passing yards. Caught his first career pass, which went for a one-yard touchdown in the fourth quarter. It was the first touchdown from a Colts offensive lineman dating back to Dec. 28, 2008 when Jamey Richard recovered a fumble for a touchdown against the Tennessee Titans.
- Started at left tackle and helped the offense total 389 yards of net offense in a Week 12 victory against Jacksonville (11/23). The team's 175 rushing yards was the highest total of the season and the most dating back to a Sept. 22, 2013 win at San Francisco (184).
- Blocked for a Colts offense that compiled 487 net yards starting at left tackle in a Week 13 win against Washington (11/30). It was the team's ninth 400-plus net yard performance, which set a franchise single-season record. Provided time for Andrew Luck to throw for 370 yards as he set a career-high with five touchdown passes.
- Started at left tackle in a Week 17 victory at Tennessee (12/28) and blocked for Andrew Luck to set a franchise single-season record in passing yards (4,761) as the Colts totaled 378 yards of net offense.
- In the team's AFC Wild Card Playoff victory against Cincinnati (1/4/15), was part of an offensive line that assisted the team in compiling 482 net yards, the third-highest total for a single postseason game in franchise history. The unit allowed only 1.0 sack and blocked for Andrew Luck to throw for 376 yards and one touchdown.
- Started at left tackle in the team's AFC Divisional Playoff win at Denver (1/11/15) and was part of an offensive line that did not allow a sack as the team compiled 364 net yards. Blocked for Andrew Luck to throw for 265 yards while adding two touchdown passes.
- In the team's AFC Championship Game loss at New England (1/18/15), started at left tackle and blocked for the Colts to total 209 yards of net offense.

QUICK HITS

Castonzo participated in 1,090 offensive plays in 2014, which led all NFL players. He played and started in 66 consecutive games, dating back to his rookie season in 2011. The streak ended following a Week 11 victory at Atlanta in 2015.

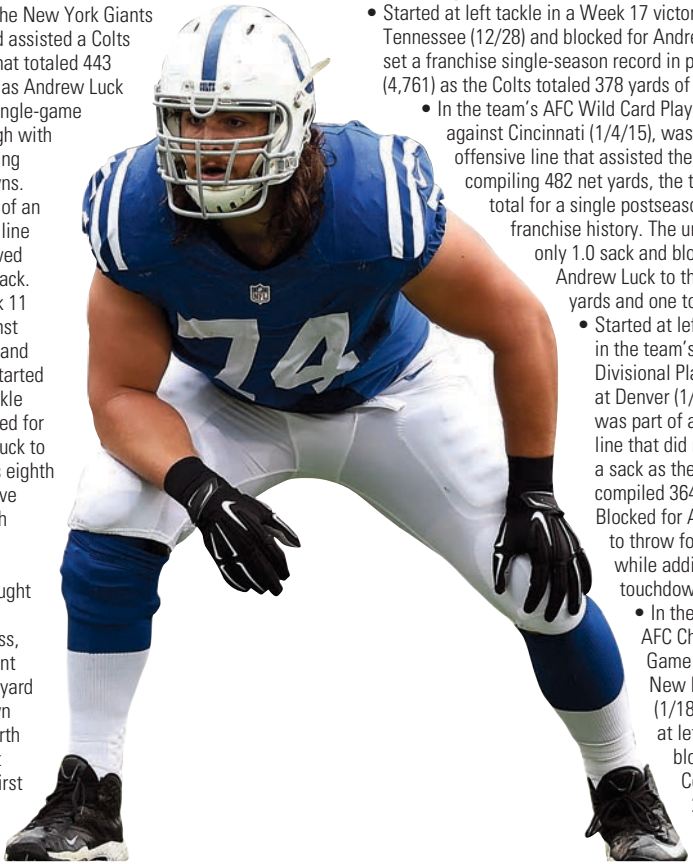

2013 (COLTS):

- Started all 16 games at left tackle for the second consecutive year. Provided time for the Colts to average 341.8 net yards per game, which included a 108.9 rushing average, the team's highest mark since 2006.
- In the team's Week 3 win at San Francisco (9/22), blocked for Indianapolis' leading rusher, Ahmad Bradshaw (95 yards). Also provided time for quarterback Andrew Luck to throw for 159 yards on 17 completions.
- Blocked for a Colts rushing attack that totaled 157 net yards in a 37-3 victory at Jacksonville (9/29). It marked the fourth consecutive game the team topped the 100-yard rushing plateau. Also provided time for quarterback Andrew Luck to compile 257 passing yards on 21 completions.
- Blocked for a Colts offense that registered 317 net yards in a Week 5 victory against Seattle (10/6). Provided time for quarterback Andrew Luck to complete 16 passes for 229 yards and two touchdowns, including a 73-yard touchdown strike to wide receiver T.Y. Hilton.
- In a Week 7 victory against Denver (10/20), assisted quarterback Andrew Luck in throwing for 228 yards and three touchdowns while blocking for Luck's third quarter rushing touchdown. Also opened rushing lanes for the Colts to tally 121 yards as a team marking the sixth game of the season Indianapolis finished with 100-plus rushing yards.
- Opened rushing lanes for the Colts to record their seventh 100-plus rushing yard game (137) of the season in a win at Tennessee (11/14). Also assisted quarterback Andrew Luck in throwing for 232 yards en route to the team's 366 net yard performance.
- Blocked for a Colts offense that registered its eighth 100-yard rushing contest of the season in a 22-14 win against Tennessee (12/1). Also provided time for quarterback Andrew Luck to throw for 200 yards in the victory.
- Was part of an offensive line that did not allow a sack and blocked for quarterback Andrew Luck to throw for 326 yards and four touchdowns in a Week 14 loss at Cincinnati (12/8).
- In a Week 15 win against Houston (12/15), blocked for the Colts to register 152 rushing yards, the team's ninth 100-plus-yard rushing performance of the season. Provided time for quarterback Andrew Luck to throw for 180 yards and two touchdowns in the win.
- In a Week 16 win at Kansas City, started at left tackle and opened rushing lanes for an offense that recorded 135 yards, which was the team's 10th 100-yard rushing performance this season. Also blocked for quarterback Andrew Luck to throw for 241 yards and one touchdown.
- Started at left tackle during the team's AFC Wild Card Playoff win against Kansas City (1/4/14) and was part of an offensive line that allowed only 1.0 sack while assisting a Colts offense that recorded 536 total net yards, which set a franchise record for a postseason game and tied for the ninth-most in NFL postseason history. Also blocked for quarterback Andrew Luck who threw for 443 yards and four touchdowns, which were both the second-highest totals for a postseason game in team history.
- In the team's AFC Divisional Playoff loss at New England (1/11/14), started at left tackle and provided time for a Colts offense that totaled 386 net yards as quarterback Andrew Luck threw for 331 yards and two touchdowns in the loss.

2012 (COLTS):

- Started all 16 games at left tackle.
- Blocked for quarterback Andrew Luck who set then-season highs in completions (31), attempts (55) and passing yards (362) against Green Bay (10/7).
- Blocked for a Colts rushing attack that totaled 148 yards against Cleveland (10/21).
- Paved the way for the Colts to generate a season-high 171 rushing yards en route to 457 net yards at Tennessee (10/28).
- Provided time for the Colts to total 516 net yards, including Andrew Luck's career-high 433 passing yards in a 23-20 Week 9 victory over Miami (11/4).
- Helped the Colts total 459 yards of net offense at Detroit (12/2). Provided time for quarterback Andrew Luck who threw for 391 yards and four touchdowns in the victory.
- Opened rushing lanes for running back Vick Ballard to post his first career 100-yard outing at Houston (12/16).
- Blocked for quarterback Andrew Luck to throw for 205 yards and set a new NFL single-season record for passing yards by a rookie quarterback in a playoff-clinching victory at Kansas City (12/23).
- Made a start at left tackle at Baltimore (1/6/13) in his first career playoff game. Provided time for the Colts to generate 419 net yards, including 91 rushing yards by running back Vick Ballard.

2011 (COLTS):

- In his rookie season, started all 12 games he participated in at left tackle and was inactive for another four. Was not flagged for a single holding penalty during the season.
- Made his NFL debut at Houston (9/11).
- Opened holes for running backs Joseph Addai and Delone Carter to combine for 25 carries for 110 yards (4.4 avg.) against Cleveland (9/18).
- Blocked for running back Joseph Addai to rush 17 times for 86 yards against Pittsburgh (9/25). Was part of an offensive line that allowed only 1.0 sack.
- Provided time for quarterback Dan Orlovsky to set a career-high and Colts season-high with 353 passing yards at New England (12/4).
- Opened running lanes for the Colts to set a season-high in rushing yards (205) while running back

Donald Brown set a career-high with 161 yards against Tennessee (12/18).

COLLEGE:
- Set a school record with 54 career starts on the offensive line at Boston College.
- Was a team captain as a senior and allowed only 1.0 sack during the season. Helped running back Montel Harris lead the conference in rushing while Boston College running backs totaled nine 100-plus yard outings.
- Was a third-team All-America selection by The Associated Press and an All-Atlantic Coast Conference first-team pick.
- As a junior, allowed only 1.0 sack and was an All-ACC first-team selection and *SI.com* honorable mention All-America choice.
- Was a Second Team All-ACC selection and All-Sophomore first-team choice by the *College Football News* in his second year.
- Started every game as a true freshman and was an All-ACC Freshman Team pick by *Sporting News*.
- Holds a degree in biochemistry.
- Was a Rhodes Scholarship candidate, a National Football Foundation National Scholar-Athlete and a finalist for the William V. Campbell Trophy and Lowe's Senior CLASS Award.

PERSONAL:
- Attended Lake Zurich (Ill.) High School and competed at offensive tackle and defensive tackle while playing basketball and earning all-conference honors in discus.
- Was an Illinois State Athletic Scholar.
- His father, Bill, played football at Illinois and brother, Bill, Jr., played at Drake.
- Regularly supports Riley Hospital for Children through the Miracle Ride and visits to patients.
- Celebrated the USO's 75th anniversary and the 50th anniversary between the organization and the NFL when he traveled to Japan to visit servicemen and women.
- Participated in the Colts annual playground build.
- Takes part as a Colts Community Ticket Block sponsor.
- Supports the Colts holiday shopping spree for low-income youth.
- Supports Kids' Voice of Indiana and was the host for the 2013 Golf Classic.
- Has volunteered at the Humane Society of Indianapolis.
- Was a drill leader for the Riley Hospital Change the Play Kickoff event.
- Born in Hawthorn Woods, Ill.

CAREER GP/GS (POSTSEASON):
2015 IND: 13/13
2014 IND: 16/16 (3/3)
2013 IND: 16/16 (2/2)
2012 IND: 16/16 (1/1)
2011 IND: 12/12
TOTAL: 73/73 (6/6)

GETTING TO KNOW ANTHONY CASTONZO

Favorite team and/or athlete outside of football: Chicago Bulls
Favorite music: Anything but country
Hobbies outside of football: Cooking, eating and anything with food. Also movies.
Favorite food: Mom's Sunday red gravy
Favorite movie: *The Godfather: Part II*
What's the one thing you couldn't live without: Water

58 OLB

TRENT COLE

PRO BOWL
2 (2007, 09)

6-3 • 270 • CINCINNATI
NFL EXP: 12 (2nd Year with Colts)
HOW ACQUIRED: FA – 2015
BORN: 10/5/82
GP/GS (POSTSEASON): 169/150 (8/8)

CAREER TRANSACTIONS:
- Signed by the Colts as a free agent on March 10, 2015.
- Released by the Philadelphia Eagles on March 4, 2015.
- Selected by the Eagles in the fifth round (146th overall) of the 2005 NFL Draft.

PRO CAREER:
- Earned Pro Bowl honors twice in Philadelphia following the 2007 and 2009 seasons. Also garnered Associated

SINGLE-GAME HIGHS

TACKLES: 13 at MIN (10/28/07)
SACKS: 3.5 vs. DET (9/23/07)
FF: 1, 21 times (Last: at JAX 12/13/15)
FR: 3 vs. CIN (12/13/12)
INT: 1 at NYG (12/17/06)
PD: 1, 19 times (Last: at CAR 11/2/15)

Press Second-Team All-Pro honors in 2009.
- His 85.5 career sacks in Philadelphia rank second in team history, trailing only Pro Football Hall of Famer Reggie White (124.0).
- Posted double-digit sack numbers in three consecutive seasons from 2009-2011. Also posted double digit sacks in 2007 when he got to the quarterback 12.5 times. The only player with more double-digit sack seasons in Eagles history is Reggie White (eight).
- His 20 career multiple-sack games in Philadelphia rank third all-time in team history behind Reggie White (38) and Clyde Simmons (21).
- Was named to *USA Today's* All-Joe team in three consecutive seasons from 2006-08.
- His 155 career regular season games played rank ninth in Eagles franchise history. He only missed four games due to injury in 10 seasons with the team.
- Has sacked 53 different quarterbacks in his career.
- His 19 forced fumbles rank third all-time in Eagles history.

2015 (COLTS):
- Competed in 14 games (five starts) and registered 46 tackles (26 solo), 3.0 sacks, 6.0 tackles for loss, three passes defensed and one forced fumble.
- In a Week 2 loss against the New York Jets (9/21), compiled six tackles (two solo).
- Started at RUSH linebacker in a Week 4 win against Jacksonville (10/4) and compiled five tackles (three solo), 1.0 tackle for loss and one pass defensed.
- In a Week 8 overtime loss at Carolina (11/2), finished with two tackles, one pass defensed and one forced fumble.
- Totaled three tackles, 1.0 sack and four quarterback hits in a Week 12 victory against Tampa Bay (11/29). Registered his first sack as a member of the Colts in the fourth quarter when he dropped Jameis Winston for a nine-yard loss. Winston became the 51st different quarterback he sacked en route to number 86.5 of his career.
- Finished with six tackles (four solo), 1.0 sack and one forced fumble in a Week 14 loss at Jacksonville (12/13). Logged his second sack of the season and forced a fumble on the play in the first quarter. The sack led to a punt. Blake Bortles became the 52nd different quarterback Cole has sacked in his career.
- Posted two tackles and 1.0 sack in a Week 15 loss against Houston (12/20). Logged his third sack of the season and his second in as many games when he brought down T.J. Yates for a six-yard loss in the second quarter. The sack led to a Texans punt.

2014 (EAGLES):
- Started all 15 games he played in and totaled 20 quarterback hurries (second on team), 6.5 sacks (third on team), 12.5 tackles for loss (third on team) and three forced fumbles (tied for third on team).
- Recorded a sack-fumble on quarterback Chad Henne late in the fourth quarter in a win against Jacksonville (9/7). The fumble was recovered by defensive end Fletcher Cox, and he ran it back for a 17-yard touchdown.
- Forced a Trent Richardson fumble in the first quarter at Indianapolis (9/15). The forced fumble marked his second in two games.
- Split a sack of quarterback Colin Kaepernick with linebacker Connor Barwin in the first quarter at San Francisco (9/28). Also tallied four quarterback hurries in the game.
- Registered a sack for the second-straight game when he brought down quarterback Austin Davis and knocked the ball loose vs. St. Louis (10/5), which allowed defensive end Cedric Thornton to recover the fumble on the goal line for a touchdown. It was his third forced fumble in five games.
- Sacked quarterback Eli Manning, his third in three consecutive games, in the first quarter against the New York Giants (10/12).
- Recorded a sack of Cam Newton in the second quarter vs. Carolina (11/10).
- Tallied his 20th career multiple-sack game with two quarterback takedowns of Zach Mettenberger against Tennessee (11/23). Mettenberger marked the 50th different quarterback he's sacked in his career.

2013 (EAGLES):
- Started all 16 games for the fifth time in his career and led the team in sacks (8.0), tackles for a loss (10.0) and forced fumbles (three), and ranked second in quarterback pressures (15).

- Tackled running back Alfred Morris in the end zone for a safety at Washington (9/9). Also forced a fumble by Morris on the Redskins first offensive play, as the ball was recovered by Mychal Kendricks on the Washington 25-yard line. The fumble recovery led to the Eagles first touchdown of the game on the ensuing drive.
- Forced a Ryan Mathews fumble that was recovered by Mychal Kendricks on the Eagles eight-yard line to stall an opponent drive against San Diego (9/15). It marked the first time in his career that he forced a fumble in two-straight games.
- Sacked quarterback Terrelle Pryor at Oakland (11/3).
- Posted 2.0 sacks on quarterback Robert Griffin III against Washington (11/17), notching nine total tackles, including 3.0 tackles for loss.
- Recorded eight tackles and 2.0 sacks on quarterback Carson Palmer against Arizona (12/1), including a sack-fumble that was recovered by Bennie Logan on the opening drive of the game which led to an Eagles touchdown. It was the third time in his career posting multiple sacks in back-to-back games and his first time since 2006.
- Tallied 3.0 sacks on quarterback Jay Cutler against Chicago (12/22), which moved him past Clyde Simmons (76) for second on the Eagles all-time sack list. It was the third time in his career posting 3.0-plus sacks in a game.
- Sacked quarterback Drew Brees in the NFC Wild Card Playoffs vs. New Orleans (1/4).

2012 (EAGLES):
- Played and started all 16 regular season games for the fourth time in his career.
- Notched 60 tackles (32 solo) and 3.0 sacks.
- In a 24-23 Week 3 win at Baltimore (9/16), stripped quarterback Joe Flacco on the second play of the game and teammate Cullen Jenkins recovered at the Ravens 15. The turnover led to a LeSean McCoy touchdown run on the ensuing possession. The forced fumble was the 13th of his career.

2011 (EAGLES):
- Played and started in 14 games.
- Recorded double digit sacks (11.0) for the second consecutive season. His 11.0 sacks were the second-highest total of his career (12.5).
- Tallied 75 tackles including 47 solo stops.
- Posted 5.0 sacks in the team's four-game winning streak the final four weeks of the regular season.
- Had 3.0 sacks at Miami (12/11) marking the 15th multiple-sack game of his career.

2010 (EAGLES):
- Started in all 15 games he played in and led the team in sacks (10.0), quarterback hurries (34) and tackles for loss (9.0). Also ranked third in total tackles (81).
- With 10.0 sacks in 2010 and 12.5 in 2009, became the first Eagle to post double-digit sacks in consecutive seasons since William Fuller did so in 1995-96.
- Sacked quarterback Aaron Rodgers and notched nine tackles against Green Bay (9/12).
- Recorded 2.0 sacks on quarterback David Garrard at Jacksonville (9/26).
- Notched 2.0 sacks on quarterback Matt Ryan against Atlanta (10/17). Also registered a forced fumble on Ryan in the fourth quarter and contributed with 3.0 tackles for loss.
- Recorded at least one sack in three straight games, tallying 2.0 on Matt Ryan vs. Atlanta (10/17), 1.0 on Kerry Collins at Tennessee (10/24) and 1.0 on Peyton Manning vs. Indianapolis (11/7).
- With 2.0 sacks of quarterback Jay Cutler at Chicago (11/28), moved past Hugh Douglas and into third place on the Eagles all-time sack list.
- Posted a sack of quarterback Joe Webb against Minnesota (12/28).
- Was named to *Pro Football Weekly's* mid-season All-Pro team.

QUICK HITS

A two-time Pro Bowler, Cole posted the second-most career sacks (85.5) and double-digit sack seasons (four) in Eagles history behind Pro Football Hall of Famer Reggie White.

Cole has sacked 53 different quarterbacks leading to his career total of 91.0 (including postseason). Here is a breakdown of his sacked quarterbacks.

SACKS	QUARTERBACK
9.0	Eli Manning
6.0	Jay Cutler
4.0	Jason Campbell
3.5	Jon Kitna, Tony Romo
3.0	Drew Bledsoe, J.P. Losman, Matt Ryan, Alex Smith
2.5	Drew Brees, David Garrard
2.0	David Carr, Ryan Fitzpatrick, Joe Flacco, Robert Griffin III, Zach Mettenberger, Kyle Orton, Carson Palmer
1.5	Brett Favre, Vince Young
1.0	Brooks Bollinger, Blake Bortles, Sam Bradford, Mark Brunell, Kerry Collins, Andy Dalton, Austin Davis, Jake Delhomme, Ken Dorsey, Brian Griese, Rex Grossman, Chad Henne, Kelly Holcomb, Tarvaris Jackson, Josh Johnson, Peyton Manning, Stephen McGee, Cam Newton, J.T. O'Sullivan, Chad Pennington, Terrelle Pryor, Aaron Rodgers, Ben Roethlisberger, JaMarcus Russell, John Skelton, Kurt Warner, Joe Webb, Jameis Winston, T.J. Yates
0.5	Matt Cassel, Matt Hasselbeck, Colin Kaepernick, Kevin Kolb

2009 (EAGLES):
- Started all 16 games and was named to the Pro Bowl for the second time in his career, as he finished sixth in the NFL and third in the NFC with 12.5 sacks, which matched a career-high set back in 2007.
- Led the team in sacks (12.5) and quarterback hurries (26). Finished tied for first with 6.0 tackles for loss and finished second in total tackles (93).
- Registered at least a half-sack in 11 games.
- Sacked quarterback Jake Delhomme at Carolina (9/13) and forced a fumble on the play which was recovered by defensive end Victor Abiamiri for an Eagles touchdown.
- Notched 2.0 sacks of quarterback Jason Campbell at Washington (10/26).
- Forced a Brandon Jacobs fumble at the New York Giants (12/13) that was recovered by Sheldon Brown and returned 60 yards for a touchdown.
- Registered 2.0 sacks of quarterback Alex Smith against San Francisco (12/20), his second multiple-sack game of the season and the 12th of his career.

2008 (EAGLES):
- Started all 16 games for the second time in his career and led the team in quarterback hurries (22), finished tied for first in tackles for loss (9.0), second in sacks (9.0) and third with three forced fumbles.
- Was named to the *USA Today* All-Joe Team for the third consecutive season.
- Stripped quarterback Kyle Orton for a sack-fumble at Chicago (9/28). The ball was recovered by linebacker Omar Gaither and led to an Eagles field goal.
- Recorded a sack on quarterback Ben Roethlisberger, 2.0 tackles for loss and seven tackles in a win against Pittsburgh (9/21). Also pressured Roethlisberger into an intentional grounding penalty in the end zone for a safety, putting the Eagles up by six late in the fourth quarter.
- Stripped quarterback J.T. O'Sullivan for a sack-fumble in the fourth quarter of a win at San Francisco (10/12). The ball was recovered by defensive end Chris Clemons and led to a field goal that put the Eagles ahead by seven with 1:10 to play in the fourth quarter.
- Brought down quarterback Eli Manning for a sack vs. the New York Giants (11/9), while also delivering one forced fumble, 1.0 tackle for loss and one quarterback hurry in the game.
- Registered 2.0 sacks at Cincinnati (11/16).
- Hurdled the offensive line to block a potential game-tying field goal by kicker John Carney in the second quarter of a win at the New York Giants (12/7). Added five tackles, 1.0 tackle for loss and a quarterback hurry. The blocked field goal was the first of his career and the first by an Eagles player since safety Quintin Mikell vs. San Diego on October 23, 2005.
- Notched a sack and a team-high five quarterback hurries vs. Cleveland (12/15).
- Registered a sack in the NFC Championship game at Arizona (1/18/09).

2007 (EAGLES):
- Set career highs in sacks (12.5) and tackles (103) on his way to his first Pro Bowl selection. Also tallied four multiple-sack games and was voted by his teammates as the team's defensive MVP.
- Was named to *USA Today's* All-Joe Team for the second consecutive season.
- Registered 1.5 sacks on quarterback Brett Favre and one forced fumble at Green Bay (9/9).
- Notched a career-high 3.5 sacks on quarterback John Kitna and had one forced fumble against Detroit (9/23).
- Sacked quarterback Brian Griese and recorded 12 tackles against Chicago (10/21).
- Earned NFC Defensive Player of the Week honors for his performance at Minnesota (10/28), notching 2.0 sacks and a career-high 13 tackles.
- Recorded a half sack, one forced fumble and one fumble recovery against Seattle (12/2). His fumble recovery led to an Eagles touchdown.
- Sacked quarterback Eli Manning twice against the New York Giants (12/9).
- Brought down quarterback Tony Romo for a sack and a forced fumble in the fourth quarter of a win at Dallas (12/16).

2006 (EAGLES):
- Started 14-of-16 games and was named the starter at defensive end three games into the season after Jevon Kearse went down with a torn ACL. Went on to lead the team with a career-high 8.0 sacks and led the defensive line with a then career-high 84 tackles.
- Was named to *USA Today's* All-Joe Team.
- Posted back-to-back multiple-sack games for the second time in his career: against the New York Giants (9/17) and at Houston (9/10).
- Posted 1.5 sacks on quarterback Vince Young and contributed nine tackles, 2.0 tackles for loss and one forced fumble against Tennessee (11/19).
- In the fourth quarter at the New York Giants (12/17), picked off a deflected pass from quarterback Eli Manning for his first career interception and returned it 19 yards for his first career touchdown. The score sealed the Eagles victory.

2005 (EAGLES):
- Competed in 15 games (seven starts) after earning a starting spot at defensive end for the final seven games of 2005 and finished the season ranked first among all rookie defenders and fourth among all NFL defenders in sacks (5.0).
- Received first-team all-rookie honors from *NFL.com* and *Pro Football Weekly*.
- Ranked second on the team with 5.0 sacks, all of which occurred in three-straight games from Weeks 9-11.

- Earned NFL Defensive Rookie of the Month honors in November after posting 5.0 sacks, 15 tackles, five quarterback hurries and one forced fumble. He became the first Eagle to win the award since Corey Simon in November of 2000.
- Recorded his first career sack at Washington (11/6) on quarterback Mark Brunell.
- Posted back-to-back 2.0-sack games against Dallas (11/14) and at the New York Giants (11/20).

COLLEGE:
- A two-time First Team All-Conference USA selection at Cincinnati.
- Finished his career at Cincinnati with 238 tackles, 19.0 sacks, 48.0 tackles for loss, four forced fumbles and two fumble recoveries.
- Left the Bearcat program ranked third on the school's all-time sack list.
- Started every game at weakside defensive end in 2004, totaling 68 tackles, 8.5 sacks and 22.0 tackles for loss. His 22.0 tackles for loss ranked No. 4 in the nation. Also registered a safety and two blocked kicks.
- In 2002, started nine games at defensive tackle before moving to defensive end. Posted 86 tackles, 5.0 sacks and 12.0 tackles for loss, en route to Conference USA Defensive Newcomer of the Year honors.

PERSONAL:
- Starred at Xenia (Ohio) High School earning league and area defensive player of the year honors after posting 121 tackles and 8.0 sacks as a senior. Also rushed for 1,241 yards and 10 touchdowns on his way to earning all-state honors. Played in the Ohio North-South All-Star game.
- An avid hunter and outdoorsmen who started his own hunting and outdoors television show called Blitz TV in 2011. It now airs on Destination America and NBC Sports.
- Also lettered in basketball, track and baseball in high school.
- Is a cousin of New Orleans Pelicans point guard Norris Cole.
- Majored in criminal justice at Cincinnati.
- A native of Xenia, Ohio.

CAREER REGULAR SEASON STATISTICS

Year	GP	GS	Solo	Asst.	Total	Sacks	PD	FF	FR	INT	Yds	Avg.	LG	TD
2015 IND	14	5	26	20	46	3.0	3	2	0	0	0	0.0	0	0
2014 PHI	15	15	38	26	64	6.5	0	3	0	0	0	0.0	0	0
2013 PHI	16	16	57	25	82	8.0	3	3	0	0	0	0.0	0	0
2012 PHI	16	16	32	28	60	3.0	1	1	1	0	0	0.0	0	0
2011 PHI	14	14	47	28	75	11.0	1	1	0	0	0	0.0	0	0
2010 PHI	15	15	53	28	81	10.0	2	1	0	0	0	0.0	0	0
2009 PHI	16	16	58	35	93	12.5	0	2	0	0	0	0.0	0	0
2008 PHI	16	16	59	39	98	9.0	2	2	0	0	0	0.0	0	0
2007 PHI	16	16	61	42	103	12.5	2	4	1	0	0	0.0	0	0
2006 PHI	16	14	48	36	84	8.0	3	1	1	1	19	19.0	19t	1
2005 PHI	15	7	42	13	55	5.0	2	1	0	0	0	0.0	0	0
TOTAL	**169**	**150**	**521**	**320**	**841**	**88.5**	**19**	**21**	**3**	**1**	**19**	**19.0**	**19t**	**1**

CAREER POSTSEASON STATISTICS

Year	GP	GS	Solo	Asst.	Total	Sacks	PD	FF	FR	INT	Yds	Avg.	LG	TD
2013 PHI	1	1	4	2	6	1.0	1	0	0	0	0	0.0	0	0
2010 PHI	1	1	3	3	6	0.0	0	0	0	0	0	0.0	0	0
2009 PHI	1	1	3	1	4	0.0	0	0	0	0	0	0.0	0	0
2008 PHI	3	3	11	8	19	1.0	1	0	0	0	0	0.0	0	0
2006 PHI	2	2	10	2	12	0.5	0	0	0	0	0	0.0	0	0
TOTAL	**8**	**8**	**31**	**16**	**47**	**2.5**	**2**	**0**	**0**	**0**	**0**	**0.0**	**0**	**0**

SPECIAL TEAMS TACKLES: 7 (2006 - 1, 2005 - 6)

GETTING TO KNOW TRENT COLE

Favorite team and/or athlete outside of football: Cincinnati Bearcats and New Orleans Pelicans
Favorite musician and/or song: Anthony Hamilton and Jamey Johnson
Hobbies outside of football: Hunting, fishing, farming and shooting
What is something interesting about you that most people may not know: Can play the acoustic guitar
Favorite food: Steak and tuna
Favorite vacation spot: Anywhere my wife wants to go
If you could have lunch with three people, living or dead, who would they be: Fred Bear, Andy Reid and President Obama
Favorite movie: Any movie with Denzel Washington
What's the one thing you couldn't live without: My family and especially my wife

21 CB

VONTAE **DAVIS**

PRO BOWL 2 (2014-15)

5-11 • 207 • ILLINOIS
NFL EXP: 8 (5th Year with Colts)
HOW ACQUIRED: T – 2012 (MIA)
BORN: 5/27/88
GP/GS (POSTSEASON): 101/93 (6/5)

CAREER TRANSACTIONS:

- Acquired by the Colts in a trade with the Miami Dolphins in exchange for a second round pick and a conditional late-round pick in the 2013 NFL Draft.
- Originally selected by the Dolphins in the first round (25th overall) of the 2009 NFL Draft.

PRO CAREER:

- Selected in consecutive Pro Bowls in 2014 and 2015.
- Established a career-high and led the Colts with 18 passes defensed in 2014 and did not allow a single touchdown in coverage all season.
- Named AFC Defensive Player of the Week after recording two interceptions against the Houston Texans on December 30, 2012.
- Led the Dolphins with four interceptions in 2009 and 2011.
- In 2009, became Miami's first rookie to lead the team in interceptions since safety Louis Oliver had four in 1989. Was one of only two rookie cornerbacks ever to lead the Dolphins in interceptions, along with Lloyd Mumphord, who had five in his rookie season in 1969.
- Was named to the 2014 USA Football All-Fundamentals Team, which recognizes NFL players who employ proper technique, particularly when blocking and tackling, which fosters better on-field performance and advances player safety.
- Was named the 2015 Week 5 NFLPA Community MVP for three community events he took part in all in the same week benefiting local disadvantaged youth.

2015 (COLTS):

- Started all 16 games for the second time in his career and posted 50 tackles (38 solo), four interceptions and a team-leading 16 passes defensed.
- In a Week 1 loss at Buffalo (9/13), started at right cornerback and finished with one pass defensed. Primarily defended Bills wide receiver Sammy Watkins who did not finish with a reception.
- Finished with four tackles (three solo) and two passes defensed starting at right cornerback in a Week 3 victory at Tennessee (9/27).
- In a Week 7 loss against New Orleans (10/25), started at right cornerback and logged six tackles (four solo), one interception and two passes defensed. Grabbed his first interception of the season and the 18th of his career when he picked off Drew Brees in the end zone to prevent a potential touchdown.
- Tallied two tackles, one interception and two passes defensed starting at right cornerback in a Week 8 overtime loss at Carolina (11/2). Grabbed an interception in the second quarter giving the Colts possession at their own 27-yard line. The interception was the second in as many games and the 19th of his career.
- Compiled five tackles (three solo) and two passes defensed starting at right cornerback in a Week 11 win at Atlanta (11/22).
- In a Week 15 loss against Houston (12/20), started at right cornerback and tallied five tackles (four solo), one interception and two passes defensed. Recorded an interception on Houston's opening drive of the game in the red zone to stall a potential score. It was his third pick of the season and the 20th of his career.
- Started at right cornerback in a Week 16 win at Miami (12/27), his 100th career game, and totaled five tackles (four solo), one interception, 1.0 tackle for loss and one pass defensed. Intercepted Ryan Tannehill in the end zone to stall a potential Dolphins first quarter scoring drive. The interception was his fourth of the season and his second in as many games.

SINGLE-GAME HIGHS

TACKLES: 9 at HOU (12/16/12)
SACKS: 1.0, two times (Last: vs. TEN 12/9/12)
FF: 1, three times (Last: at TEN 12/28/14)
FR: 1 at TEN (12/28/14)
INT: 2, two times (Last: vs. HOU 12/30/12)
PD: 4 vs. CIN (10/19/14)

2014 (COLTS):

- Started all 15 games he competed in at right cornerback and totaled 44 tackles (38 solo), a career-high and team-leading 18 passes defensed, four interceptions, two forced fumbles and one fumble recovery.

- Earned his first career Pro Bowl selection.
- Compiled three tackles, one interception and one pass defensed starting at cornerback in a Week 3 win at Jacksonville (9/21). The interception was his first of the season and the 14th of his career.
- Posted four tackles, one interception and two passes defensed starting at cornerback in a Week 5 win against the Ravens (10/5). The interception was Davis' second of the season and led to a Colts touchdown in the third quarter. The 29-yard interception return was the longest of his career. Was part of a secondary that allowed only 197 net passing yards.
- In a Week 6 win at Houston (10/9), tallied five tackles, one pass defensed and one forced fumble. He forced an Andre Johnson fumble in the fourth quarter, which was recovered by safety Mike Adams.
- Started at right cornerback in a Week 7 victory against Cincinnati (10/19) and tallied three tackles and a regular season single-game career-high four passes defensed. Was part of a secondary that allowed only 135 net yards in the shutout win.
- Compiled three tackles, one interception and two passes defensed starting at right cornerback in a Week 12 victory against Jacksonville (11/23). Recorded his third interception of the season when he picked off Blake Bortles on the Jaguars opening offensive possession of the game. Davis registered a career-long 42-yard return, setting up a Colts field goal.
- Started at right cornerback in a Week 15 win against Houston (12/14) and contributed with three tackles, one interception and two passes defensed. With his interception, he matched his single-season career-high of four which he set in 2009 and 2011 with Miami.
- In a Week 17 victory at Tennessee (12/28), started at right cornerback and registered three tackles while contributing with one forced fumble and one fumble recovery. He set a new single-season high with his second forced fumble of the season and his recovery was the first of his career. Was part of a secondary that limited the Titans to 50 net passing yards.
- Started at right cornerback in the team's AFC Wild Card Playoff win against Cincinnati (1/4/15). Finished the game with four solo tackles, 1.0 tackle for loss and one pass defensed.
- In the team's AFC Divisional Playoff victory at Denver (1/11/15), tied for the lead in the secondary with eight tackles (seven solo) and added a career postseason high five passes defensed. The five passes defensed were the most in an NFL postseason game dating back to Jan. 18, 2004 (Ricky Manning, Jr., five).
- Started at right cornerback in the team's AFC Championship Game loss at New England (1/18/15) and finished with four solo tackles and one pass defensed.

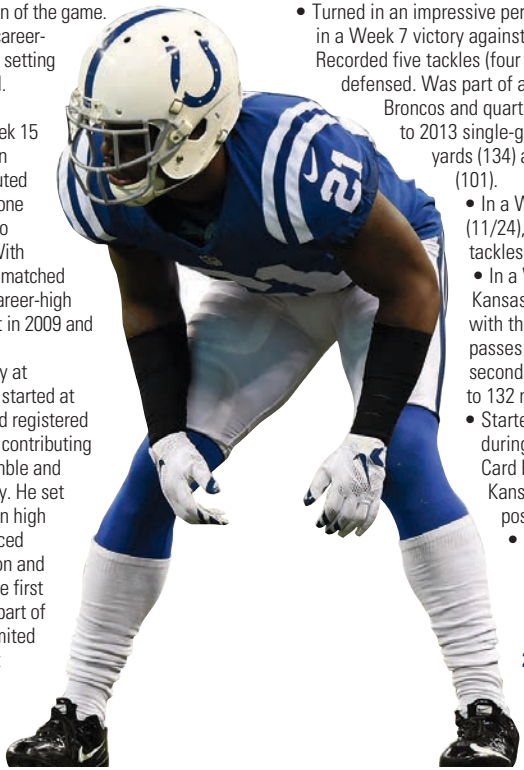

2013 (COLTS):

- Started all 16 games at right cornerback and totaled 48 tackles (42 solo), one interception and 13 passes defensed.
- Totaled three tackles, one interception and two passes defensed starting at cornerback in the team's Week 4 win at Jacksonville (9/29). The interception was his first of the season and the 13th of his career. Was part of a secondary that totaled three interceptions and held the Jaguars to 165 net passing yards.
- Finished with seven tackles (five solo) in the team's Week 6 loss at San Diego (10/14).
- Turned in an impressive performance in a Week 7 victory against Denver (10/20). Recorded five tackles (four solo) and two passes defensed. Was part of a secondary that held the Broncos and quarterback Peyton Manning to 2013 single-game first half lows in net yards (134) and net passing yards (101).
- In a Week 12 loss at Arizona (11/24), finished with four tackles and one pass defensed.
- In a Week 16 victory at Kansas City (12/22), finished with three solo tackles and two passes defensed. Was part of a secondary that held the Chiefs to 132 net passing yards.
- Started at right cornerback during the team's AFC Wild Card Playoff win against Kansas City (1/4/14) and posted three solo tackles.
- Finished with one tackle during the team's AFC Divisional Playoff loss at New England (1/11/14).

2012 (COLTS):

- Started all 10 games he played in and compiled 53 tackles

(40 solo), seven passes defensed, three interceptions and 1.0 sack.
- Started his first game as a member of the Colts at left cornerback against Chicago (9/9). Finished the game with five tackles.
- Finished with seven tackles (five solo) against Minnesota (9/16).
- Returned from an ankle injury to start at right cornerback at Detroit (12/2) and finished the game with six solo tackles, 1.0 tackle for loss and one pass defensed.
- Finished with eight tackles (seven solo), contributed with his first sack of the season and added one pass defensed against Tennessee (12/9).
- Led the secondary with nine solo tackles at Houston (12/16). His nine tackles marked a season-high.
- Intercepted his first pass as a member of the Colts when he picked Brady Quinn in the end zone to stall a potential Chiefs touchdown at Kansas City (12/23). It was the second interception of the game for the Colts and the 10th of Davis' career. Finished the game with six tackles and two passes defensed.
- Named AFC Defensive Player of the Week after tallying two interceptions against Houston (12/30). His first interception led to a Colts touchdown and his second allowed the Colts to run the clock out for the victory. Also contributed with five solo tackles and three passes defensed.
- Started at right cornerback in his first career playoff game and contributed with one tackle and a team-high three passes defensed at Baltimore (1/6/13).

2011 (DOLPHINS):
- Started all 12 games in which he played, finishing the season with 43 tackles (39 solo) and a team-leading four interceptions for 60 yards and nine passes defensed.
- Also contributed with 1.0 sack.
- Finished tied for second on the team in tackles with six stops against Houston (9/18) despite missing some of the game with a hamstring injury.
- Finished tied for second on the team in tackles with six stops vs. the New York Jets (10/17).
- Had four tackles and one interception against Washington (11/13), picking off a Rex Grossman pass and returning it 28 yards.
- Finished second on the team in tackles with five stops and had one interception at Dallas (11/23), picking off a Tony Romo pass and returning it 25 yards.
- Had four tackles including his first career sack against Oakland (12/4), tackling Raiders quarterback Carson Palmer for a seven-yard loss.
- Had five tackles and two interceptions at Buffalo (12/18), picking off Bills quarterback Ryan Fitzpatrick twice for a total of seven return yards, marking his first career game of two-or-more interceptions.
- Inactive four games, with three of those due to a hamstring injury.

QUICK HITS

Davis did not allow a touchdown in all of 2014, earning his first career Pro Bowl selection. He tied for third in the NFL with 18 passes defensed and in the team's AFC Divisional Playoff win at Denver, posted five passes defensed, which was tied for the third-most in an NFL playoff game dating back to 1994. In 2015, he led the Colts and ranked tied for 11th in the NFL with 16 passes defensed. He also ranked sixth on the team with 50 tackles and contributed with four interceptions.

In 2009, became Miami's first rookie to lead the team in interceptions since safety Louis Oliver had four in 1989. Was one of only two rookie cornerbacks ever to lead the Dolphins in interceptions, along with Lloyd Mumphord, who had five in his rookie season in 1969.

His brother, Vernon, played tight end at Maryland and was the sixth overall pick in the 2006 NFL Draft by the San Francisco 49ers, making them the third set of brothers to both be first round NFL draft choices, joining Eli (2004, QB, 1st overall, San Diego/Traded to New York Giants) and Peyton Manning (1998, QB, 1st overall, Indianapolis) and Jerome (2003, DE, 15th overall, Philadelphia) and Stocker McDougle (2000, T, 20th overall, Detroit).

2010 (DOLPHINS):
- Started 15-of-16 games, finishing the season with 51 tackles (43 solo), a team-leading 12 passes defensed and one interception.
- Had six tackles and two passes defensed at Minnesota (9/19), including an interception, picking off a Brett Favre pass.
- Matched against Patriots wide receiver Randy Moss the majority of the game against New England (10/4) and helped hold Moss without a catch for only the fifth time in his career.
- Had seven tackles and one pass defensed at Baltimore (11/7).
- Competed against Titans wide receiver Randy Moss the majority of the game against Tennessee (11/14) and helped hold Moss to one catch for 26 yards.
- Finished tied for second on the team in tackles with four stops vs. Cleveland (12/5).

2009 (DOLPHINS):
- Started nine games and finished the season with 48 tackles (44 solo) to go along with 11 passes defensed and a team-leading four interceptions that he returned for a total of 64 yards with one touchdown.
- Became the first Dolphins rookie to lead the team in interceptions since safety Louis Oliver had four in 1989.
- One of only two rookie cornerbacks ever to lead the Dolphins in interceptions, along with Lloyd Mumphord, who had five in his rookie season in 1969.
- His four interceptions rank tied for fifth all-time among Dolphins rookies.

- Made his Dolphins and NFL debut in a reserve role at Atlanta (9/13).
- Had two tackles and one interception against Buffalo (10/4), picking off a Trent Edwards pass and returning it 23 yards for a touchdown, marking both his first NFL interception and his first NFL touchdown.
- Made his first career NFL start and had six tackles and two passes defensed against the New York Jets (11/1).
- Had six tackles and two passes defensed at New England (11/8), including an interception, picking off a Tom Brady pass and returning it 15 yards.
- Had three tackles and one interception against New England (12/6), picking off a Tom Brady pass in the end zone for a touchback.
- Had three tackles, one pass defensed and one interception at Tennessee (12/20), coming when he picked off a Vince Young pass in the first series of the game and returning it 26 yards.
- Finished second on the team in tackles with six stops and added two passes defensed against Houston (12/27).

COLLEGE:

- Started 34-of-36 games played as a three-year starter at Illinois and posted career statistics of 206 tackles (139 solo), seven interceptions, three forced fumbles, two fumble recoveries and 22 passes defensed.
- Added nine kickoff returns for 215 yards (23.9 avg.) and returned a blocked punt for a touchdown.
- Started 11-of-12 games as a junior in 2008 and was named a consensus All-Big Ten Conference first-team selection after he posted a career-high 78 tackles (53 solo) and tied for second in the conference with three forced fumbles to go along with two interceptions, eight passes defensed and a fumble recovery.
- Started all 12 games as a sophomore in 2007 and was the only sophomore semifinalist for the Jim Thorpe Award.
- Selected All-Big Ten Conference first-team by the league's coaches and earned second-team honors from the media.
- Recorded 76 tackles (56 solo) and ranked sixth in the league with eight passes defensed and four interceptions.
- Blocked two punts for 31 yards in returns, including a touchdown and added 116 yards on four kickoff returns (29.0 avg.).
- Started 11-of-12 games in which he played as a freshman in 2006 and was honored as a Freshman All-America selection by *Sporting News*, *Scout.com* and *Rivals.com*.
- Earned honorable mention All-Big Ten Conference honors by both the coaches and the media.
- Named the team's Rookie of the Year.
- Recorded 52 tackles (30 solo), an interception, a fumble recovery and six passes defensed.
- Majored in speech communications.

PERSONAL:

- Attended Dunbar Senior High School in Washington, D.C.
- Selected as a *PrepStar* All-America choice and Washington, D.C. Gatorade Player of the Year.
- Rated the top recruit in the Washington, D.C. area.
- Was named to the *Washington Post* All-Metro team, in addition to picking up DCIAA West first-team all-conference honors.
- Had eight interceptions and 38 solo tackles as a senior, while adding 25 receptions for 612 yards and recording over 1,000 all-purpose yards.
- Led Dunbar High to a 9-2 record and a win in the Turkey Bowl, the DCIAA city championship game.
- Also lettered in track.
- Donated $25,000 at the 2016 ChuckStrong Gala for cancer research at the IU/Simon Cancer Center.
- Is a Colts Community Ticket Block sponsor and donates 10 tickets to each game.
- In 2015, helped Waterboys raise $45,000 per team to build a well in East Africa as part of an NFL initiative.
- In 2012, supported Operation HOPE's Banking On Our Future (BOOF) and the Entrepreneurship Training Program at the HOPE Financial Dignity Center in Washington, D.C.
- Hosted a holiday shopping event for underserved children in 2015 and participated in the Shop with a Colt holiday event as well.
- Brother, Vernon, played tight end at Maryland and was the sixth overall pick in the 2006 NFL Draft by the San Francisco 49ers, making them the third set of brothers to both be first round NFL draft choices, joining Eli (2004, QB, 1st overall, San Diego/Traded to New York Giants) and Peyton Manning (1998, QB, 1st overall, Indianapolis) and Jerome (2003, DE, 15th overall, Philadelphia) and Stocker McDougle (2000, T, 20th overall, Detroit). Vernon won Super Bowl 50 with the Denver Broncos and is currently a member of the Washington Redskins.
- Was a host for the Hands of Hope holiday shopping event, which benefitted foster children.
- Born in Washington, D.C.

CAREER REGULAR SEASON STATISTICS

Year	GP	GS	Solo	Asst.	Total	Sacks	PD	FF	FR	INT	Yds	Avg.	LG	TD
2015 IND	16	16	38	12	50	0.0	16	0	0	4	6	1.5	6	0
2014 IND	15	15	38	6	44	0.0	18	2	1	4	72	18.0	42	0
2013 IND	16	16	42	6	48	0.0	12	0	0	1	0	0.0	0	0
2012 IND	10	10	40	13	53	1.0	7	0	0	3	26	8.7	26	0
2011 MIA	12	12	39	4	43	1.0	9	0	0	4	60	15.0	28	0
2010 MIA	16	15	43	8	51	0.0	12	1	0	1	0	0.0	0	0
2009 MIA	16	9	44	4	48	0.0	11	0	0	4	64	16.0	26	1
TOTAL	**101**	**93**	**284**	**53**	**337**	**2.0**	**85**	**3**	**1**	**21**	**228**	**10.9**	**42**	**1**

CAREER POSTSEASON STATISTICS

Year	GP	GS	Solo	Asst.	Total	Sacks	PD	FF	FR	INT	Yds	Avg.	LG	TD
2014 IND	3	3	15	1	16	0.0	7	0	0	0	0	0.0	0	0
2013 IND	2	1	4	0	4	0.0	0	0	0	0	0	0.0	0	0
2012 IND	1	1	0	1	1	0.0	3	0	0	0	0	0.0	0	0
TOTAL	**6**	**5**	**19**	**2**	**21**	**0.0**	**10**	**0**	**0**	**0**	**0**	**0.0**	**0**	**0**

GETTING TO KNOW VONTAE DAVIS

Favorite team and/or athlete outside of football: Michael Jordan
Favorite musician and/or song: "Closer" by Goapele
Hobbies outside of football: Basketball
Favorite food: Bison
Favorite vacation spot: Bahamas
If you could have lunch with anybody, living or dead, who would they be: Warren Buffett
Favorite movie: *Lone Survivor*
What's the one thing you couldn't live without: Massages

15 WR PHILLIP DORSETT

5-10 • 185 • MIAMI (FL)
NFL EXP: 2 (2nd Year with Colts)
HOW ACQUIRED: D1 – 2015 (29th overall)
BORN: 1/5/93
GP/GS (POSTSEASON): 11/0 (0/0)

CAREER TRANSACTIONS:

- Selected by the Colts in the first round (29th overall) of the 2015 NFL Draft.

2015 (COLTS):

- In his first season with the Colts, saw action in 11 games and totaled 18 receptions for 225 yards and one touchdown while adding three rushes for 17 yards. Also returned two punts and added one kickoff for 12 yards. Was inactive for five games due to injury.
- In his first career game in a Week 1 loss at Buffalo (9/13), totaled two receptions for 45 yards with a long catch of 29 yards. He also fielded two punts.
- Caught two passes for 43 yards and one touchdown in a Week 3 victory at Tennessee (9/27). Logged the team's third touchdown of the game on a 35-yard pass from Andrew Luck. The touchdown was the first of Dorsett's NFL career and cut the Titans lead to 27-21. The Colts totaled 98 yards in 12 plays on the scoring drive.

SINGLE-GAME HIGHS

REC: 4 vs. TEN (1/3/16)
YARDS: 45 at BUF (9/13/15)
TDS: 1 at TEN (9/27/15)
LG: 35t at TEN (9/27/15)
RUSH: 1 vs. JAX (10/4/15)
YARDS: 11 vs. TEN (1/3/16)
TDS: 0
LG: 11 vs. TEN (1/3/16)

- In a Week 4 win against Jacksonville (10/4), caught two passes for seven yards and logged his first career rush for four yards. He also returned one kickoff for 12 yards.
- In a Week 16 win at Miami (12/27), caught two passes for 29 yards, including a long grab of 22 yards.
- In the regular season finale win against Tennessee (1/3/16), caught a season-high four passes for 28 yards.

COLLEGE:

- Played in 45 games (30 starts) at the University of Miami and tallied 121 receptions for 2,132 yards (17.6 avg.) and 17 touchdowns with a long catch of 79 yards which went for a touchdown. His 23.3 yards per catch average in his final two collegiate seasons was the most in the Football Bowl Subdivision.
- In 2014, his 24.2 yard per catch average ranked second in the nation while his 10 touchdowns led the conference.
- Started all 13 games for the Hurricanes at wide reciever in 2014, earing Second Team All-ACC honors after posting 36 catches for 871 yards (24.2 avg.) and 10 touchdowns. His 24.2 yards per catch average ranked second in the nation, trailing only Ohio State wide reciever Devin Smith.
- Played in eight games with six starts as a junior and finished the year with 13 catches for 272 yards and two touchdowns. Also had two kick returns for 28 yards and nine punt returns for 57 yards.
- Competed in all 12 games at receiver and punt returner in 2012, making 10 starts. Received Third Team All-ACC honors from Phil Steele after leading the team with 842 receiving yards and four touchdowns on five catches. Also recorded 15 punt returns for 85 yards and 11 kick returns for 251 yards.

QUICK HITS

In his final season at the University of Miami (FL) in 2014, Dorsett recorded a 24.2 yards per catch average, which ranked second in the nation. His 10 touchdown receptions led the ACC.

- Saw action in 12 games as a true freshman, making his first career start against South Florida. Finished the year with 14 catches for 147 yards.

PERSONAL:

- Attended St. Thomas Aquinas High School in Ft. Lauderdale, Fla. and helped lead his team to an undefeated season his senior year, winning the Florida 5-A football championship, as well as finishing first in the PowerAde Fab 50 ESPN Rise national poll (top ranked high school program in the country).
- As a senior, tallied 35 catches for 806 yards and 12 touchdowns.
- Listed as a three-star prospect by *Rivals.com* and ESPNU.
- As a junior, had 30 catches for 594 yards and nine touchdowns.
- A native of Ft. Lauderdale, Fla.

CAREER REGULAR SEASON STATISTICS

			RECEIVING					RUSHING				
Year	GP	GS	No.	Yards	Avg.	LG	TD	No.	Yards	Avg.	LG	TD
2015 IND	11	0	18	225	12.5	35t	1	3	17	5.7	11	0
TOTAL	**11**	**0**	**18**	**225**	**12.5**	**35t**	**1**	**3**	**17**	**5.7**	**11**	**0**

CAREER REGULAR SEASON RETURN STATISTICS

Year	GP	GS	PR	FC	Yards	Avg.	LG	TD	KR	Yards	Avg.	LG	TD
2015 IND	11	0	2	1	1	0.5	1	0	1	12	12	12	0
TOTAL	**11**	**0**	**2**	**1**	**1**	**0.5**	**1**	**0**	**1**	**12**	**12**	**12**	**0**

GETTING TO KNOW PHILLIP DORSETT

Favorite team and/or athlete outside of football: Miami Hurricanes
Favorite musician and/or song: Gucci Mane
Hobbies outside of football: Bowling
What is something interesting about you that most people may not know: Like to draw
Favorite food: Seafood
Favorite vacation spot: Bahamas
Favorite movie: *Coming to America*
What's the one thing you couldn't live without: My cellphone

84 TE

JACK **DOYLE**

6-6 • 267 • WESTERN KENTUCKY
NFL EXP: 4 (4th Year with Colts)
HOW ACQUIRED: W – 2013 (TEN)
BORN: 5/5/90
GP/GS (POSTSEASON): 47/7 (5/1)

CAREER TRANSACTIONS:
- Claimed off waivers (Tennessee) by the Colts on September 1, 2013.
- Signed by the Tennessee Titans as an undrafted free agent on May 10, 2013.

2015 (COLTS):
- In 16 games (two starts), caught 12 passes for 72 yards and one touchdown. Also added one special teams tackle.
- Totaled three catches for 32 yards (10.7 avg.) with a long catch of 19 yards in a Week 3 win at Tennessee (9/27).
- Caught two passes for 18 yards and one touchdown in a Week 9 victory against Denver (11/8). Gave the Colts a 17-0 lead in the second quarter with his three-yard touchdown reception from Andrew Luck. It was his first touchdown of the season and the third of his career. Also contributed with one kickoff return for 10 yards.

2014 (COLTS):
- Competed in all 16 games (one start) for the first time in his career and caught 18 passes for 118 yards and two touchdowns. Added seven receptions for 30 yards in three postseason contests.
- Posted two receptions for 12 yards and added his first career receiving touchdown in the second quarter of a Week 2 loss against Philadelphia (9/15).
- In a Week 3 victory at Jacksonville (9/21), participated at tight end and posted three receptions for 10 yards.
- Caught one pass for seven yards in a Week 4 win against Tennessee (9/28). Provided a key block on a Colts onside kick attempt that was recovered by wide receiver Griff Whalen in the first quarter.
- Established a career-long catch with a 20-yard reception in the fourth quarter of a Week 7 win against Cincinnati (10/19).
- Finished with two receptions for 23 yards with a long catch of 13 yards in a Week 16 loss at Dallas (12/21).
- Started at tight end in a Week 17 victory at Tennessee (12/28) and set a single-game career-high with four receptions totaling 21 yards. He also added his second career touchdown catch with a one-yard score in the second quarter to give the Colts a 14-0 lead.

SINGLE-GAME HIGHS

REC: 4 at TEN (12/28/14)
YARDS: 32 at TEN (9/27/15)
TDS: 1, three times (Last: vs. DEN 11/8/15)
LG: 20 vs. CIN (10/19/14)
RUSH: 0
YARDS: 0
TDS: 0
LG: 0

- Caught three passes for nine yards in the team's AFC Wild Card Playoff win against Cincinnati (1/4/15). Also contributed with two special teams tackles.
- In the team's AFC Divisional Playoff victory at Denver (1/11/15), caught three passes for 14 yards.
- Was targeted twice, but did not catch a pass during the team's AFC Championship Game loss at New England (1/18/15).

2013 (COLTS):
- Competed in 15 games (four starts) and compiled five receptions for 19 yards while adding three special teams tackles.
- Was active for his first career NFL game in a Week 2 meeting against Miami (9/15), but did not make a catch.
- In a Week 7 win against Denver (10/20), made his first career NFL recpetion on a seven-yard pass from quarterback Andrew Luck in the third quarter. Also contributed with one tackle on special teams.
- Made his first career NFL start during the team's Week 9 win at Houston (11/3), but did not register a catch.
- Made a start at tight end during the team's Week 14 loss at Cincinnati (12/8). Finished the game with one reception for eight yards and one special teams tackle.
- Competed in his first career playoff game during the team's AFC Wild Card Playoff victory against Kansas City (1/4/14). Assisted the Colts in rushing for 100 total yards as running back Donald Brown led the team with 55 yards on 11 carries while adding a rushing and receiving touchdown.
- Started his first career postseason contest at tight end during the team's AFC Divisional Playoff loss at New England (1/11/14). Finished with one reception for seven yards. Also participated on special teams and recorded two tackles.

COLLEGE:

- In four seasons at Western Kentucky University, totaled 162 receptions for 1,769 yards and eight touchdowns in 42 games played.
- Finished second on WKU's all-time career receptions list.
- As a senior in 2012, was named First Team All-Sun Belt Conference after setting career highs with 53 receptions and five touchdowns. Also posted 566 receiving yards.
- Led the team in receptions and receiving yards for the second consecutive season.
- Was one-of-eight semifinalists for the John Mackey Award, given annually to the nation's top tight end.
- Helped guide WKU to its first FBS bowl game in school history (Little Caesars Pizza Bowl against Central Michigan).
- As a junior in 2011, named a Second Team All-Sun Belt Conference performer after leading the team and setting career highs in receptions (52) and receiving yards (614) while playing in all 12 regular season games for the first time in his career.

PERSONAL:

- Earned three letters in football at Cathedral High School in Indianapolis.

QUICK HITS

Doyle is an Indianapolis native who earned three letters in football at Cathedral High School. He earned Special Selection All-State, Associated Press Honorable Mention All-State, *Indianapolis Star* Honorable Mention All-City and First Team All-Catholic honors.

- Earned Special Selection All-State, Associated Press Honorable Mention All-State, *Indianapolis Star* Honorable Mention All-City and First Team All-Catholic honors.
- Posted 21 receptions for 400 yards and four touchdowns during his senior season.
- Was a key member of the 2006 state championship team.
- Also lettered in rugby, winning a state title in 2008.
- Was a volunteer in the 2014 Gleaners Food Bank Mayor's Day of Service.
- Participated in the Read Across America events at Boone Meadow Elementary and St. Rose of Lima Catholic School.
- Has visited patients at Riley Hospital.
- Majored in physical education.
- A native of Indianapolis.

CAREER REGULAR SEASON STATISTICS

			RECEIVING					RUSHING				
Year	**GP**	**GS**	**No.**	**Yards**	**Avg.**	**LG**	**TD**	**No.**	**Yards**	**Avg.**	**LG**	**TD**
2015 IND	16	2	12	72	6.0	19	1	0	0	0.0	0	0
2014 IND	16	1	18	118	6.6	20	2	0	0	0.0	0	0
2013 IND	15	4	5	19	3.8	8	0	0	0	0.0	0	0
TOTAL	**47**	**7**	**35**	**209**	**6.0**	**20**	**3**	**0**	**0**	**0.0**	**0**	**0**

CAREER POSTSEASON STATISTICS

			RECEIVING					RUSHING				
Year	**GP**	**GS**	**No.**	**Yards**	**Avg.**	**LG**	**TD**	**No.**	**Yards**	**Avg.**	**LG**	**TD**
2014 IND	3	0	6	23	3.8	8	0	0	0	0.0	0	0
2013 IND	2	1	1	7	7.0	7	0	0	0	0.0	0	0
TOTAL	**5**	**1**	**7**	**30**	**4.3**	**8**	**0**	**0**	**0**	**0.0**	**0**	**0**

SPECIAL TEAMS TACKLES: 7 (2015 - 1, 2014 - 3, 2013 - 3)

POSTSEASON SPECIAL TEAMS TACKLES: 4 (2014 - 2, 2013 - 2)

ADDITIONAL STATS: Returned a kickoff 10 yards vs. Denver (11/8/15).
Returned a kickoff 15 yards at Pittsburgh (12/6/15).

GETTING TO KNOW JACK DOYLE

Favorite team and/or athlete outside of football: Indiana Pacers
Favorite musician and/or song: Eric Church
Hobbies outside of football: Hanging out with family and watching movies
What is something interesting about you that most people may not know: I grew up in Indianapolis my whole life. Most of my family still lives here.
Favorite food: Pizza
Favorite vacation spot: Anywhere warm with a beach
If you could have lunch with three people, living or dead, who would they be: I would choose four, all four of my grandparents.
Favorite movie: *Forrest Gump*
What's the one thing you couldn't live without: Family

26 S

CLAYTON **GEATHERS**

6-2 • 220 • CENTRAL FLORIDA

NFL EXP: 2 (2nd Year with Colts)
HOW ACQUIRED: D4 – 2015 (109th overall)
BORN: 6/1/92
GP/GS (POSTSEASON): 15/2 (0/0)

SINGLE-GAME HIGHS

TACKLES: 9 at ATL (11/22/15)
SACKS: 0.0
FF: 0
FR: 1 at JAX (12/13/15)
INT: 0
PD: 1 at BUF (9/13/15)

CAREER TRANSACTIONS:

- Selected by the Colts in the fourth round (109th overall) of the 2015 NFL Draft.

2015 (COLTS):

- Saw action in 15 games (two starts) and compiled 31 tackles (23 solo), one fumble recovery and one pass defensed. Also ranked third on the team with eight special teams tackles.
- Finished with two tackles and one pass defensed in his first career game during a Week 1 loss at Buffalo (9/13).
- Competed on defense and on special teams in a Week 3 win at Tennessee (9/27). Compiled three special teams stops.
- In a Week 5 win at Houston (10/8), totaled five tackles (four solo) and added one special teams tackle.
- Made his first career NFL start at strong safety in a Week 11 win at Atlanta (11/22) and finished with nine solo tackles and one stop on special teams.
- Started at strong safety in a Week 12 victory against Tampa Bay (11/29) and logged eight tackles (four solo).
- Tallied one tackle and his first career fumble recovery in a Week 14 loss at Jacksonville. The recovery came off a sack-forced fumble from teammate Mike Adams in the second quarter.

COLLEGE:

- Played in 53 games (52 starts) at Central Florida and totaled 383 tackles (226 solo), 19.0 tackles for loss, three interceptions, five forced fumbles, two fumble recoveries, 1.0 sack and 30 passes defensed.
- His 383 career tackles are the third most in school history and his 53 career games played are tied for a school record.
- Named a First Team All-American Athletic Conference selection as a senior season. Also served as a team captain his senior year and was named the team's Most Outstanding Defensive Back.
- Was a Second Team All-American Athletic Conference choice as a junior.
- As a team captain in 2014, started all 13 games and notched 97 tackles (58 solo), 6.5 tackles for loss, nine passes defensed, one interception, one forced fumble, one fumble recovery and 1.0 sack.
- Was selected as the squad's Most Outstanding Defensive Back.
- In 2013, started all 13 games at strong safety and earned Second Team All-American Athletic Conference honors after totaling 100 tackles (64 solo), 4.5 tackles for loss, two interceptions, two forced fumbles, one fumble recovery and 10 passes defensed.
- Was named UCF's Most Improved Defensive Player.
- Started 14 games at strong safety in 2012 and ranked second on the team with 117 tackles while adding 4.0 tackles for loss, two forced fumbles and five passes defensed.
- In 2011, started all 12 games at strong safety and recorded 67 tackles (40 solo), 1.0 tackle for loss and six passes defensed.
- Was voted to the Conference USA All-Freshman Team.
- Played in one game in 2010, posting two tackles.

PERSONAL:

- Played at Carvers Bay High School in Hemingway, S.C. and helped his team to a Lower State Championship in 2007 and 2008 and a 33-4 overall record from 2007-09.
- Was named an all-state selection as a defensive back in 2009 and as a running back in 2008.
- Was the team's Offensive MVP as a junior, rushing for 1,500 yards and 23 touchdowns while adding four interceptions on defense.
- A three-time all-region pick.
- Played in the Shrine Bowl of the Carolinas.
- In 2015, participated in the Colts annual playground build.
- Was a volunteer and packed meals for the Million Meal Marathon in 2015.

- In 2015, served as a volunteer and fitted students for new shoes and hats during the Colts Cold Feet Warm Shoes event.
- In 2015, shopped for the holidays with underserved children as part of the Shop with a Colt event.
- Volunteered with Gleaners Food Bank for the Mayor's Day of Service and helped pack backpacks with food for local students.
- Majored in sports and fitness at UCF.
- Joins five other NFL family members: Jumpy Geathers, Robert Geathers, Sr., Robert Geathers, Jr., Kwame Geathers and Clifton Geathers.

CAREER REGULAR SEASON STATISTICS

Year	GP	GS	Solo	Asst.	Total	Sacks	PD	FF	FR	INT	Yds	Avg.	LG	TD
2015 IND	15	2	23	8	31	0.0	1	0	1	0	0	0.0	0	0
TOTAL	**15**	**2**	**23**	**8**	**31**	**0.0**	**1**	**0**	**1**	**0**	**0**	**0.0**	**0**	**0**

SPECIAL TEAMS TACKLES: 8 (2015 - 8)

GETTING TO KNOW CLAYTON GEATHERS

Favorite musician and/or song: Phil Collins – "In the Air Tonight"
Hobbies outside of football: Playing with RC cars and playing video games, mostly Call of Duty
What is something interesting about you that most people may not know: That I play with RC cars
Favorite vacation spot: Jamaica
If you could have lunch with three people, living or dead, who would they be: James Geathers, Sean Taylor and Dr. Martin Luther King, Jr.
Favorite movie: *The Five Heartbeats*
What's the one thing you couldn't live without: Family

39 CB

TAY GLOVER-WRIGHT

6-0 • 180 • UTAH STATE
NFL EXP: 1 (1st Year with Colts)
HOW ACQUIRED: FA – 2015
BORN: 6/28/92
GP/GS (POSTSEASON): 2/0 (0/0)

CAREER TRANSACTIONS:

- Signed by the Colts to the active roster on December 17, 2015.
- Signed to the Colts practice squad on October 5, 2015.
- Released by the Green Bay Packers on September 5, 2015.
- Signed by the Packers as a free agent on January 20, 2015.
- Signed to Green Bay's practice squad on October 6, 2014.
- Released by the Atlanta Falcons on August 24, 2014.
- Signed as an undrafted free agent by the Falcons on May 12, 2014.

2015 (COLTS):

- Made his NFL debut and saw time at cornerback in a Week 15 loss against Houston (12/20), but did not finish with a tackle.
- Competed on special teams and saw one snap on defense in a Week 17 victory against Tennesse (1/3/16).

2014 (PACKERS):

- Signed to Green Bay's practice squad on October 6 and remained there for the final 11 weeks of the regular season and both playoff games.

SINGLE-GAME HIGHS

TACKLES: 0
SACKS: 0.0
FF: 0
FR: 0
INT: 0
PD: 0

COLLEGE:

- Played two years at Utah State (2012-13) and played in 27 games (11 starts), finishing his career with 69 tackles (40 solo), 10 passes defensed, 1.0 sack, one forced fumble and one fumble recovery. Also notched 105 rushing yards on 20 carries (5.3 avg.).
- Started 10-of-14 games as a senior, totaling 52 tackles (31 solo), 5.0 tackles for loss, and 10 passes defensed. Also returned 19 kickoffs for 429 yards (22.6 avg.), which ranked sixth in the Mountain West Conference.
- Played in 13 games (one start) as a junior and finished the season with 17 tackles (nine solo). Also

totaled 12 rushes for 66 yards (5.5 avg.).
- Attended Eastern Arizona Community College for two seasons prior to his time at Utah State and compiled 158 passing with two touchdowns, 96 rushes for 684 yards (7.1 avg.) with one touchdown, and 20 receptions for 461 yards (23.1 avg.) playing both wide receiver and quarterback.

PERSONAL:
- Attended Campbell High School in Smyrna, Ga.
- Was a three-year letter winner that played quarterback and receiver.
- Earned all-county honors and helped the Spartans to two playoff appearances.
- In 2015, volunteered for the Colts Second Helpings event and prepared meals.
- Graduated from Utah State in the spring of 2014 with a degree in interdisciplinary studies emphasizing in sociology of sport.
- A native of Smyrna, Ga.

CAREER REGULAR SEASON STATISTICS

Year	GP	GS	Solo	Asst.	Total	Sacks	PD	FF	FR	INT	Yds	Avg.	LG	TD
2015 IND	2	0	0	0	0	0.0	0	0	0	0	0	0.0	0	0
2014 GB	PRACTICE SQUAD													
TOTAL	**2**	**0**	**0**	**0**	**0**	**0.0**	**0**	**0**	**0**	**0**	**0**	**0.0**	**0**	**0**

GETTING TO KNOW TAY GLOVER-WRIGHT

Hobbies outside of football: Passing along good vibes to people around me
What is something interesting about you that most people may not know: I've got a few dance moves
Favorite food: Soul food cooked by my sweet grandma
Favorite vacation spot: Since I haven't been outside of the United States, I'd say California
If you could have lunch with three people, living or dead, who would they be: Aaliyah, Bob Marley and my father
What's the one thing you couldn't live without: Inner peace and happiness

71 DENZELLE GOOD

T

6-5 • 355 • MARS HILL
NFL EXP: 2 (2nd Year with Colts)
HOW ACQUIRED: D7 – 2015 (255th overall)
BORN: 3/8/91
GP/GS (POSTSEASON): 6/4 (0/0)

CAREER TRANSACTIONS:
- Selected by the Colts in the seventh round (255th overall) of the 2015 NFL Draft.

2015 (COLTS):
- In his rookie season, participated in six games (four starts) at right tackle. Was inactive for 10 contests. Blocked for a Colts offense that totaled 5,142 yards of net offense and assisted running back Frank Gore who posted the most rushing yards in a season for a Colts running back (967) dating back to 2007.
- Started his first career NFL contest at right tackle in a Week 12 victory against Tampa Bay (11/29). Blocked for quarterback Matt Hasselbeck who threw for 315 yards and two touchdowns in the win.
- In a Week 13 loss at Pittsburgh (12/6), started at right tackle and provided time for the Colts offense to net 240 yards.
- Started at right tackle in a Week 14 loss at Jacksonville (12/13) and blocked for a Colts offense that generated 322 net yards.
- In a Week 17 victory against Tennessee (1/3/16), started at right tackle and assisted a Colts offense that compiled 327 net yards and 127 rushing yards.

COLLEGE:
- A two-time First Team All-South Atlantic Conference choice at Mars Hill.
- Did not allow a sack in the three years he competed with the Mountain Lions.
- Was a participant in the 2015 NFL Regional Combine in Baltimore and Super Regional Combine in Arizona.
- In 2014, started in 10 games and was a First-Team All-SAC selection.
- Blocked for an offense that ranked fourth in the South Atlantic Conference in yards per game (404.9).
- Provided time for quarterback Trent Miller to rank third in the conference averaging 178.1 yards per game while throwing nine touchdowns.
- Earned First-Team All-SAC honors for the first time in his collegiate career in 2013.
- Blocked for quarterback Trent Miller who earned

SAC Offensive Freshman of the Year honors after totaling 2,757 yards and 23 touchdowns.
- Started in all 10 games on the offensive line in 2012.
- Did not play football in 2011.
- Did not see action as a freshman at N.C. State in 2010.

PERSONAL:
- Played offensive tackle at Gaffney (S.C.) High School and was rated as the No. 5 overall prospect in South Carolina.
- Was a two-time all-region and all-area selection.
- Named to the All-Atlantic Region class of 2009 by *PrepStar*.
- In 2008, was voted a first-team all-state selection by The Associated Press, Coaches Poll, Media Poll and HSSR Poll.
- Participated in the Shrine Bowl following his senior season.
- Volunteered for the Colts Day in Schools event reading books to elementary students in 2015.
- In 2015, participated in the Colts Humane Society visit and spent time with shelter dogs and cats.
- A native of Gaffney, S.C.

CAREER GP/GS (POSTSEASON):
2015 IND: 6/4
TOTAL: 6/4

GETTING TO KNOW DENZELLE GOOD

Favorite team and/or athlete outside of football: Miami Heat/LeBron James
Favorite musician and/or song: Lil Wayne
Hobbies outside of football: Drawing and cooking
What is something interesting about you that most people may not know: I still watch Cartoon Network faithfully
Favorite food: Pizza
Favorite vacation spot: North Myrtle Beach
If you could have lunch with three people, living or dead, who would they be: My granny, Bob Marley and Michael Jackson
Favorite movie: *Don't Be a Menance to South Central While Drinking Your Juice in the Hood*
What's the one thing you couldn't live without: My family

23 RB

FRANK GORE

PRO BOWL
5 (2006, 09, 11-13)

5-9 • 217 • MIAMI (FL)
NFL EXP: 12 (2nd Year with Colts)
HOW ACQUIRED: UFA – 2015 (SF)
BORN: 5/14/83
GP/GS (POSTSEASON): 164/150 (8/8)

CAREER TRANSACTIONS:
- Signed by the Colts as an unrestricted free agent on March 10, 2015.
- Selected by the San Francisco 49ers in the third round (65th overall) of the 2005 NFL Draft.

PRO CAREER:
- Has been selected to five Pro Bowls (2006, 2009, 2011, 2012 and 2013).
- Has rushed for 12,040 yards, the 15th most in NFL history.
- Is one of only 11 players in NFL history to have at least eight 1,000-yard rushing seasons. Gore's eight 1,000-yard seasons are tied with Steven Jackson for the most among all active players.
- Is one-of-four players to rush for 11,000 yards while playing for one team.
- Surpassed 10,000 career rushing yards on Sept. 7, 2014 and became the 29th player in NFL history to rush for 10,000-or-more yards in a career, and just the 10th player to reach that mark while also playing 10 seasons with one team. He's also one of only two players drafted in the third round or later to rush for 10,000 yards. The other is Pro Football Hall of Famer Curtis Martin.
- Ranks first in 49ers history in rushing yards (11,073), attempts (2,442) and touchdowns (64).
- Ranks second in 49ers history in yards from scrimmage (13,956), trailing only Pro Football Hall of Fame wide receiver Jerry Rice (19,872).
- Logged seven 1,000-yard rushing seasons (2006-09, 2011-13), the most 1,000-yard seasons in 49ers

SINGLE-GAME HIGHS

ATT: 31, two times (Last: at DEN 10/30/11)
YARDS: 212 vs. SEA (11/19/06)
TDS: 2, 12 times (Last: at MIA 12/27/15)
LG: 80t vs. SEA (9/20/09)
REC: 11 at ARZ (11/25/07)
YARDS: 102 at KC (9/26/10)
TDS: 1, 11 times (Last: vs. PHI 9/28/14)
LG: 55t vs. PHI (9/28/14)

history. Gore's seven 1,000-yard rushing seasons rank second among all active players, trailing only Steven Jackson.
- In 2009, Gore and tight end Vernon Davis became just the second set of 49er teammates to each have at least 13 touchdowns in a season. In 1995, wide receiver Jerry Rice had 17 and running back Derek Loville had 13.
- Since his rookie season in 2005, the 49ers were 41-9-1 when Gore had 20-plus carries and 31-8 when he broke the 100-yard plateau.
- With 23 touches (21 carries, two receiving) at New England on Dec. 16, 2012, reached 2,197 total touches and surpassed running back Roger Craig for the most in 49ers history.
- Scored 83 total touchdowns (70 rushing, 12 receiving, one fumble return) while playing in San Francisco, good for the third-most in 49ers history.
- His 12,040 rushing yards since his rookie season in 2005 rank as the most in the NFL during that time span.
- Earned Pro Bowl honors in 2006 after setting single-season franchise records in San Francisco with 312 carries, 1,695 rushing yards, 2,180 total yards from scrimmage and nine 100-yard rushing games.
- Has the most 100-yard rushing games in 49ers history (39). His seven 150-yard performances are also the most in San Francisco franchise history.
- Has the most consecutive 100-yard rushing games (five) in 49ers history.
- Ranks second in San Francisco franchise history in receptions (342) and receiving yards (2,883) by a running back.
- In 2006 and 2010, was named the recipient of the 49ers Bill Walsh Award.
- Set a 49ers single-game rushing record with 212 yards vs. Seattle on November 19, 2006.
- Has started 76 consecutive games at running back, which is the most among all active running backs in the NFL.

2015 (COLTS):
- Started all 16 games at running back and totaled 260 carries for 967 yards and six touchdowns while adding 34 receptions for 267 yards and one score.
- His 967 rushing yards were the most for a Colts running back in a season dating back to 2007 (Joseph Addai, 1,072).
- In a Week 2 loss against the New York Jets (9/21), led the team in rushing with 15 carries for 57 yards (3.8 avg.). With 61 scrimmage yards (57 rushing, four receiving), he topped 14,000 for his career.
- Led the team in rushing with 14 carries for 86 yards and two touchdowns starting at running back in a Week 3 win at Tennessee (9/27). Scored his first touchdown in a Colts uniform when he found the end zone on a one-yard run in the first quarter to give Indianapolis a 7-0 lead. Added the game-winning six-yard touchdown with 2:51 remaining in the fourth quarter. It was his 11th career multiple touchdown game and his first two-touchdown game since Week 8 of the 2013 season against Jacksonville. With 86 rushing yards, passed O.J. Simpson (11,236) for the 19th-most rushing yards in NFL history.
- Totaled 22 carries for 98 yards (4.5 avg.) and one touchdown starting at running back in a Week 5 win at Houston (10/8). Tallied his third touchdown of the season on a three-yard rush on the team's opening offensive possession of the second half. With 98 yards, he passed John Riggins and Steven Jackson for the 17th-most rushing yards in NFL history. His 98 yards were the most for a Colts running back in a game dating back to Dec. 16, 2012 (Vick Ballard, 105 vs. Houston). With 22 carries, he topped 2,500 rushes for his career.
- Led the team with 28 rushes for 83 yards and one touchdown and added one reception for 19 yards starting at running back in a Week 9 victory against Denver (11/8). Gave the Colts a 7-0 lead with his seven-yard rushing touchdown at the 6:48 mark of the first quarter. On the drive, he

also contributed with a 17-yard gain. The touchdown signified the first points the Broncos defense allowed in the first quarter all season. His 28 carries were his most in a game dating back to Oct. 30, 2011 against Cleveland. He also passed Ottis Anderson for the 21st-most rushes in NFL history. With his 19-yard reception in the second quarter, Gore surpassed 3,000 receiving yards for his career.

- Totaled 14 carries for 34 yards and led the team with five receptions for 46 yards starting at running back in a Week 11 win at Atlanta (11/22). Passed Fred Taylor for the 15th-most rushing yards in NFL history.
- Started at running back and recorded 19 carries for 24 yards while adding two receptions for 13 yards in a Week 12 victory against Tampa Bay (11/29). With 19 rushes, passed Corey Dillon for the 20th-most and Ricky Watters for the 19th-most carries in NFL history.
- In a Week 13 loss at Pittsburgh (12/6), registered 13 carries for 45 yards and added three receptions for 49 yards and one touchdown.With 94 yards from scrimmage, surpassed Pro Football Hall of Famer Jim Brown for the 23rd-most and Ricky Watters for the 22nd-most yards from scrimmage all-time in NFL history. Gave the Colts a 10-6 lead with his nine-yard touchdown reception from Matt Hasselbeck in the second quarter. It was his first receiving touchdown of the season and the 12th of his career.
- In a Week 15 loss against Houston (12/20), led the team with 16 carries for 44 yards while adding one catch for 15 yards. Topped 15,000 scrimmage yards for his career.
- In a Week 16 win at Miami (12/27), totaled 15 carries for 85 yards and two touchdowns and added two receptions for 10 yards. With 15 carries, passed Warrick Dunn for the 18th-most and Thomas Jones for the 17th-most rushing attempts in NFL history. With 95 yards from scrimmage, passed Steven Jackson for the 21st-most and Jerome Bettis for the 20th-most yards from scrimmage in NFL history. Gave the Colts an 8-0 lead following his 37-yard rushing touchdown in the first quarter. The rush was his longest of the season and the longest for the Colts dating back to Nov. 30, 2014 (Daniel Herron, 49-yard touchdown). Added his second score of the game on an 11-yard rush in the second quarter to give the Colts a 15-6 lead. Tied his single-game career-high with two rushing touchdowns, which he's accomplished 12 times in his career. Brought his season total to six rushing touchdowns, which is his most since 2013 (nine) as a member of San Francisco.
- Started his 76th consecutive game at running back in a Week 17 victory against Tennessee (1/3/16), which ranks first among active players. Totaled 19 carries for 76 yards in his 150th career start. With 76 rushing yards, he became the 15th player in NFL history to log 12,000 career rushing yards. Finished with 967 rushing yards on the season, which is the most for a Colts running back since 2007 (Joseph Addai, 1,072). With 76 yards from scrimmage, he passed Tim Brown for the 19th-most and Tony Gonzalez for the 18th-most yards from scrimmage in NFL history.

QUICK HITS

Gore has been selected to five Pro Bowls (2006, 2009, 2011, 2012 and 2013) and is one of only 11 players in NFL history to have at least eight 1,000-yard rushing seasons.

Following his 10-year career with San Francisco, Gore ranks first in 49ers history in rushing yards (11,073), attempts (2,442) and touchdowns (64) and ranks second in yards from scrimmage (13,956), trailing only Pro Football Hall of Fame wide receiver Jerry Rice (19,872).

2014 (49ERS):

- Started all 16 games at running back and totaled 255 carries for 1,106 yards and four touchdowns while contributing with 11 receptions for 111 yards and one touchdown.
- Recorded 16 carries for 66 yards at Dallas (9/7), surpassing 10,000 career rushing yards.
- Rushed for 119 yards on 24 carries while adding one reception for 55 yards and one touchdown against Philadelphia (9/28). It marked his 36th career 100-yard game and his first since 12/8/13 (110 yards against Seattle). He hauled in a 55-yard touchdown pass from quarterback Colin Kaepernick, marking the longest reception of his career and the longest by a 49ers running back since 12/12/10 when Brian Westbrook had a 62-yard touchdown reception against Seattle.
- Registered 18 carries for 107 yards against Kansas City (10/5), to move him past running back Ottis Anderson with the 26th-most rushing yards in NFL history. He rushed for 100-plus yards in consecutive weeks for the first time since registering five consecutive 100-yard games in 2011 (Oct. 2, 2011 – Nov. 6, 2011).
- Rushed for 158 yards and one touchdown on 26 carries (6.1 avg.) against San Diego (12/20), the fifth-most rushing yards in a single game in his career. His 52-yard touchdown run on the opening series of the game was his longest rush since Oct. 16, 2011 at Detroit (55 yards) and his longest touchdown run since Nov. 1, 2009 at Indianapolis (64 yards). He became the first player in the NFL to record a rushing touchdown and touchdown reception of 50-plus yards during the season (55-yard touchdown reception against Philadelphia on 9/28). He and quarterback Colin Kaepernick (151 yards) became the first 49ers teammates to rush for over 100 yards in the same game since Nov. 13, 1977 when Wilbur Jackson had 123 yards on the ground and Delvin Williams rushed for 110 yards. He and Kaepernick also became the fourth pair of teammates to rush

for 150 plus yards in a game in NFL History, and the first since 1976.
- Recorded 25 carries for 144 yards against Arizona (12/28). Finished the season with 1,106 rushing yards, marking his fourth consecutive 1,000-yard season and the eighth of his career. He also surpassed 11,000 rushing yards for his career.

2013 (49ERS):
- Started all 16 games at running back and compiled 276 rushes for 1,128 yards and nine touchdowns. He added 16 receptions for 141 yards.
- With 21 carries for 44 yards and one touchdown, and two receptions for 21 yards against Green Bay (9/8), he passed running back Roger Craig (11,506 yards) and moved into second place in franchise history with 11,535 total yards from scrimmage.
- With 21 receiving yards against Indianapolis (9/22), he finished the game with 2,687 career receiving yards, moving into second place in franchise history for the most receiving yards by a running back. Running back Roger Craig holds the franchise record with 4,442 career receiving yards.
- Along with quarterback Colin Kaepernick, the duo had two rushing touchdowns at Jacksonville (10/27), and it marked the first time the 49ers had a quarterback and running back each run for two touchdowns in the same game since Oct. 1, 1961 (quarterback Billy Kilmer and running back/fullback J.D. Smith). The last time it happened in the NFL was on Nov. 9, 2003 (San Diego quarterback Doug Flutie and running back LaDainian Tomlinson). The 49ers four rushing touchdowns against the Jaguars tied for the most by any team in the NFL during the 2013 season.
- With a start at New Orleans (11/17), Gore moved past running back Ken Willard for the second-most games played by a running back in franchise history with 125 games.
- Rushed for a game-high 110 yards on 17 carries (6.5 avg.) vs. Seattle (12/8), including a season-long 51-yard run late in the fourth quarter to set up the game-winning field goal by kicker Phil Dawson. The 51-yard run by Gore was his longest since Oct.16, 2011 at Detroit (55 yards). It was Gore's third 100-yard game of the season and 35th of his career. His 35 career 100-yard games are the second-most among all players since 2005. The 49ers improved to 28-7 when Gore rushes for 100-yards-or-more.
- With 86 yards rushing on 22 carries at Tampa Bay (12/15), eclipsed 1,000 rushing yards for the season (1,017 yards), marking the seventh time in nine seasons that he has rushed for 1,000 yards. He also became just the 20th player in NFL history to register at least seven career 1,000-yard rushing seasons.
- Notched 21 carries for 97 yards and one touchdown against Atlanta (12/23), becoming just the sixth active player to reach 60 career rushing touchdowns.
- Had 20 carries for 66 yards and one touchdown at Green Bay (1/5/14) in the NFC Wild Card Playoffs, marking his fifth career postseason rushing touchdown, which is tied for the fourth-most postseason rushing touchdowns in franchise history.
- Tallied 17 carries for 84 yards at Carolina (1/12/14) in the NFC Divisional Playoffs, including a 39-yard run in the fourth quarter. Rushed for 632 yards in the postseason, ranking second in franchise history for the most postseason rushing yards.

2012 (49ERS):
- Started all 16 games at running back and recorded 258 carries for 1,214 yards and eight touchdowns while totaling 28 catches for 234 yards and one touchdown.
- Led the NFL in rushing yards (319) and rushing touchdowns (four) in the 2012 postseason.
- His 4.7-yard rushing average was the sixth-highest in the NFL (minimum 200 attempts). He ranked 10th in the NFL and fifth in the NFC with 1,214 rushing yards on the season.
- Rushed for 131 yards on 16 carries (8.2 avg.) against Seattle (10/18).
- Scored his 50th career rushing touchdown and 60th total touchdown on a one-yard run in the third quarter against Miami (12/9).
- Registered his first career fumble return for a touchdown, scooping up a fumble by quarterback Colin Kaepernick and taking it nine yards for a touchdown at New England (12/16).
- Notched his first career 100-yard game in the postseason, rushing for 119 yards and one touchdown on 23 carries against Green Bay (1/12/13) in the NFC Divisional Playoffs.
- Led the 49ers with 21 carries for 90 yards and two touchdowns at Atlanta (1/20/13) in the NFC Championship Game. It marked his first career multiple-touchdown performance in the postseason.
- Rushed for 110 yards and one touchdown on 19 carries against Baltimore (2/3/13) in Super Bowl XLVII, setting the franchise record for most rushing yards in a Super Bowl. Scored on a six-yard touchdown run, marking his fourth rushing touchdown of the postseason.

2011 (49ERS):
- Started all 16 games at running back and posted 282 carries for 1,211 yards and eight touchdowns while contributing with 17 receptions for 114 yards.
- Earned Pro Bowl honors after setting the career record for most rushing yards in franchise history (7,625). Recorded the second-most career rushing attempts (1,653) and a new team record for hitting the century mark on the ground in five consecutive games (127 yards at Philadelphia, 125 against Tampa Bay, 141 at Detroit, 134 against Cleveland and 107 yards at Washington).
- Rushed for 127 yards and a touchdown at Philadelphia (10/2), marking his 25th career 100-yard game. His score with 3:00 remaining in the game

gave the 49ers a 24-23 lead in the come-from-behind victory.
- Ran for 125 yards and one touchdown vs. Tampa Bay (10/9), moving him into fourth place in franchise history with 38 career rushing touchdowns.
- Scored his fourth rushing touchdown of the season at Detroit (10/16) and ran for 141 rushing yards on 15 carries.
- Moved into second place in franchise history for rushing yards with 134 yards and a touchdown against Cleveland (10/30), passing running back Roger Craig (7,064). With 134 rushing yards on the day, hit the century mark on the ground in four consecutive games for the first time in his career. His touchdown marked the first time in his career that he scored a rushing touchdown in four-straight games.
- Recorded 107 rushing yards on 19 carries at Washington (11/6), setting a franchise record with five consecutive 100-yard rushing games.
- Broke the record for most rushing yards in franchise history vs. St. Louis (12/4), passing 49ers and Pro Football Hall of Fame fullback Joe Perry (7,344). Gore broke the record on a two-yard run in the second quarter and finished the day with 73 yards on 21 carries.
- Notched his fifth 1,000-yard rushing season of his career at Arizona (12/11), recording 72 yards and one touchdown on 10 carries. Gore registered his sixth rushing touchdown of the season and 41st of his career on a 37-yard run, the team's longest rushing touchdown of the season.

2010 (49ERS):
- Started all 11 games he played in at running back and finished with 203 carries for 853 yards and three touchdowns while adding 46 receptions for 452 yards and two touchdowns.
- With 112 yards rushing vs. New Orleans (9/20), set the franchise record for the most career 100-yard games (21), passing running back Joe Perry (20). He finished the day against New Orleans with a team-high seven receptions for 56 yards and 168 total yards from scrimmage. It marked the second time in his career that he recorded a rushing and receiving touchdown in the same game (at Arizona 9/13/09).
- Registered nine receptions for a career-high 102 yards, marking the first 100-yard receiving game of his career. The last 49ers running back to eclipse the 100-receiving yard plateau was running back Garrison Hearst at Chicago (10/28/01) when he had four receptions for 105 yards with one touchdown.
- Had six receptions for 60 yards at Atlanta (10/3), marking the fourth game in the 2010 season he registered at least six receptions and the third consecutive game with at least 50 yards receiving. It marked the first time in his career that he had recorded at least six receptions in four consecutive games.
- Eclipsed the 100-yard plateau for the second time in the season, rushing for 149 yards on 25 carries against Oakland (10/17). Moved into third on the 49ers all-time rushing list with 6,032 rushing yards passing running back Ken Willard (5,930).
- Eclipsed the 100-yard plateau for the fourth time in the season against Denver (10/31), rushing for 118 yards and one touchdown on 29 carries. It marked his third consecutive 100-yard performance. The last time he accomplished the feat was Nov. 12, 2006 (159 yards at Detroit), Nov. 19, 2006 (212 yards vs. Seattle) and Nov. 26, 2011 (134 yards at St. Louis).
- Scored on a one-yard touchdown run, set up by a 65-yard pass from quarterback Troy Smith to wide receiver Josh Morgan against St. Louis (11/14).
- Moved past running back Joe Perry (8,624) into fourth place on the 49ers all-time yards from scrimmage list after rushing for 60 yards vs. Tampa Bay (11/21) to bring his total career to 8,645 yards.

2009 (49ERS):
- Started all 14 games he played in at running back and registered 229 carries for 1,120 yards and 10 touchdowns while adding 52 catches for 406 yards and three touchdowns.
- Logged his fourth consecutive 1,000-yard rushing season (2006-09), becoming the only player in 49ers history to record four 1,000-yard seasons.
- Set career highs with 13 combined touchdowns (10 rushing, three receiving). His 10 rushing touchdowns tied a single-season team record with running backs Derek Loville (1995), Ricky Watters (1993), Billy Kilmer (1961), J.D. Smith (1959) and Joe Perry (1953).
- Ranked tied for second in the NFC and tied for eighth in the NFL in scoring (78).
- Finished the season ranked fifth in the NFC and tied for 11th in the NFL with 1,120 rushing yards and 10 rushing touchdowns.
- Registered a rushing touchdown and a receiving touchdown in the same game for the first time in his career at Arizona (9/13).
- Scored rushing touchdowns of 79 and 80 yards, breaking his career long twice in the same game against Seattle (9/20). Joined running back Barry Sanders (at Tampa Bay (80, 82) 10/12/97) as the only players in NFL history to register touchdown runs of 75-plus yards in the same game. Set a new career-high with 246 yards from scrimmage (207 rushing yards, 39 receiving yards). Became the first player in franchise history to have two runs of 79 yards-or-more in the same game. Named NFC Offensive Player of the Week and FedEx Ground Player of the Week for his performance.
- Registered a 64-yard touchdown run against Indianapolis (11/1). It marked his third rushing touchdown of the season over 60 yards, a feat that hadn't been accomplished by a 49er since running back Garrison Hearst (96t, 71t and 70t) in 1998. Along with Jaguars running back Maurice Jones-Drew, became the first players to record three rushing touchdowns over 60 yards in one season

since 2003 (Ahman Green - 98t, 65t and 60t; RB Jamal Lewis - 82t, 72t and 63t).
- Extended his career-long streak of consecutive games with a touchdown to five with a four-yard touchdown reception against Jacksonville (11/29), becoming the first 49er to score a touchdown in five consecutive games since wide receiver Terrell Owens (Nov. 4, 2001 - Dec. 2, 2001).
- Named NFC Offensive Player of the Week for his performance vs. Arizona (12/14) on Monday Night Football. Rushed for 167 yards and one touchdown. His 167 rushing yards were the highest rushing total on Monday Night Football in franchise history (Garrison Hearst, 198 yards rushing against Detroit 12/14/98). With 104 yards rushing in the first half, it marked the second time in 2009 that he eclipsed the 100-yard rushing plateau before halftime against Seattle (9/20).
- Rushed for 107 yards on 16 carries at Philadelphia (12/20), becoming the first running back in 20 regular season games to rush for over 100 yards against the Eagles.

2008 (49ERS):
- Started all 14 games at running back and registered 240 rushes for 1,036 yards and six touchdowns. Contributed with 43 receptions for 373 yards and two touchdowns.
- Became the first player in 49ers history to record three consecutive 1,000-yard seasons.
- Totaled 151 yards of offense in the season opener against Arizona (9/7), rushing for 96 yards on 14 carries, including a 41-yard touchdown run, and catching four passes for 55 yards.
- Rushed for 130 yards and a touchdown on 27 carries against Detroit (9/21).
- Scored two first half touchdowns against St. Louis (11/16), marking his 15th career 100-yard rushing game.
- Recorded 52 rushing yards and a touchdown against the New York Jets (12/7) before leaving the game with an ankle injury in the third quarter.

2007 (49ERS):
- Started all 15 games at running back and tallied 260 carries for 1,102 yards and five touchdowns while adding 53 catches for 436 yards and one touchdown.
- Posted a team-high 53 receptions for 436 yards and a touchdown, despite playing the majority of season with a nagging ankle injury in addition to being slowed with a broken hand suffered in training camp. Finished sixth in NFL in combined yards with 1,533 yards (1,102 rushing, 436 receiving).
- Named the 15th winner of the annual Garry Niver Award by reporters covering the team who represent the San Francisco Chapter of the Pro Football Writer's Association in December of 2007.
- Gained 81 yards on 20 carries with two touchdowns at St. Louis (9/16), with one of his scores coming on a 43-yard run on fourth-and-one in the third quarter.
- Inactive at Atlanta (11/4) due to the ankle injury originally suffered at the New York Giants (10/21), which was further aggravated vs. New Orleans (10/28).
- Named NFC Offensive Player of the Week after having one of his best outings of the season at Arizona (11/25), rushing for 116 yards and two touchdowns on 21 carries and recording a career-high with 11 receptions while adding 98 receiving yards. The 11 receptions by a running back marked the second most in team history, behind the 12 receptions running back Roger Craig totaled twice.
- Ran for a season-high 138 yards on 29 carries vs. Cincinnati (12/15).

2006 (49ERS):
- Started all 16 games at running back and totaled 312 carries for 1,695 yards and eight touchdowns. Also contributed with 61 receptions for 485 yards and one touchdown.
- Named to the Pro Bowl after setting single season franchise records with 312 carries and 1,695 yards to go along with eight touchdowns, while also recording a team-high 61 receptions for 485 yards with a score.
- His 2,180 yards from scrimmage set a franchise record, and ranked fourth in the NFL and second in the NFC.
- Finished third in the NFL and led the NFC in rushing yards with 1,695, while ranking third in the NFL with a 5.4-yard rushing average. Also led the NFL with 16 rushes of 20 yards or more.
- Recorded nine 100-yard games in 2006, which shattered the previous franchise record of six by running backs Garrison Hearst (1998) and Roger Craig (1988).
- Earned the 49ers 2006 Ed Block Courage Award for his tireless work ethic and determination while rehabilitating two surgically repaired shoulders during the 2006 offseason. Also named co-recipient of the 2006 Bill Walsh Award along with cornerback Walt Harris.
- Named NFC Offensive Player of the Week for his performance against Oakland (10/8) after rushing 27 times for 134 yards and hauling in three receptions for 38 yards.
- Posted 22 carries for 159 yards (7.2 avg.) at Detroit (11/12). Took a third-and-16 draw play for 61 yards and a touchdown, breaking several tackles en route to the end zone. Had 148 yards at halftime, a career-high and franchise record for rushing yards in a half.
- Named NFC Offensive Player of the Week after having a record day against Seattle (11/19), carrying the ball 24 times for a franchise record and career-high 212 yards. Also caught four passes for 26 yards and established a career-high with 238 combined yards.
- Registered 29 carries for 144 yards and four receptions for 34 yards and his first career receiving touchdown on Thursday Night Football at Seattle (12/14).
- Capped his outstanding season at Denver (12/31) with a then-career-high 31 carries for 153 yards,

marking a franchise record of nine 100-yard rushing games in a season.

2005 (49ERS):
- Participated in 14 games (one start) in his rookie season and notched 127 carries for 608 yards and three touchdowns while totaling 15 catches for 131 yards.
- Led the team in rushing with 608 yards on 127 carries with three rushing touchdowns, adding 15 receptions for 131 yards. The last time a rookie led the 49ers in rushing was 1990 when running back Dexter Carter recorded 460 yards. The 608 yards were the most for a 49ers rookie since running back Roger Craig had 725 yards rushing in 1983.
- Rushed for 17 yards on four carries and caught two passes for 21 yards in his first career game against St. Louis (9/11).
- Recorded a 72-yard touchdown in the fourth quarter at Washington (10/23) to mark his first career rushing touchdown.
- Made his first NFL start and had over 100 combined yards, recording 79 yards rushing on 19 attempts and 57 receiving yards on three receptions at Jacksonville (12/18).
- Registered his first career 100-yard game against Houston (1/1) with 108 yards on 25 carries.

COLLEGE:
- Rushed for 1,975 yards at the University of Miami (Fla.), finishing his college career ranked seventh on the school's career rushing list.
- Also caught 23 passes for 225 yards (9.8 avg.), returned two kickoffs for 48 yards and recorded five tackles on special teams.
- Finished his final season with career highs for rushing yards (945), carries (197) and touchdowns (eight) as he ranked fourth in the ACC in rushing yards.

PERSONAL:
- Attended Coral Gables (Fla.) High School, where he was one of the nation's most heavily-recruited running backs after setting a Dade County record for rushing yards in a season with 2,953 yards and 34 touchdowns as a senior in 2000.
- Rushed for 1,559 yards and 28 touchdowns as a junior in 1999 in addition to posting 301 receiving yards and four more scores through the air.
- Listed as the best running back on the *Florida Times-Union* Super 75 list and earned *SuperPrep* All-America honors.
- Majored in business management and organization at Miami.
- A native of Coral Gables, Fla.

CAREER REGULAR SEASON STATISTICS

			RUSHING					RECEIVING				
Year	GP	GS	No.	Yards	Avg.	LG	TD	No.	Yards	Avg.	LG	TD
2015 IND	16	16	260	967	3.7	37	6	34	267	7.9	34	1
2014 SF	16	16	255	1,106	4.3	52t	4	11	111	10.1	55t	1
2013 SF	16	16	276	1,128	4.1	51	9	16	141	8.8	29	0
2012 SF	16	16	258	1,214	4.7	37	8	28	234	8.4	26	1
2011 SF	16	15	282	1,211	4.3	55	8	17	114	6.7	13	0
2010 SF	11	11	203	853	4.2	64	3	46	452	9.8	41	2
2009 SF	14	14	229	1,120	4.9	80t	10	52	406	7.8	48	3
2008 SF	14	14	240	1,036	4.3	41t	6	43	373	8.7	26	2
2007 SF	15	15	260	1,102	4.2	43t	5	53	436	8.2	23t	1
2006 SF	16	16	312	1,695	5.4	72	8	61	485	8.0	39	1
2005 SF	14	1	127	608	4.8	72t	3	15	131	8.7	47	0
TOTAL	**164**	**150**	**2,702**	**12,040**	**4.5**	**80t**	**70**	**376**	**3,150**	**8.4**	**55t**	**12**

CAREER POSTSEASON STATISTICS

			RUSHING					RECEIVING				
Year	GP	GS	No.	Yards	Avg.	LG	TD	No.	Yards	Avg.	LG	TD
2013 SF	3	3	48	164	3.4	39t	1	3	36	12.0	17	0
2012 SF	3	3	63	319	5.1	33	4	2	48	24.0	45	0
2011 SF	2	2	29	163	5.6	42	0	13	83	6.4	24	0
TOTAL	**8**	**8**	**140**	**646**	**4.6**	**42**	**5**	**18**	**167**	**9.3**	**45**	**0**

GETTING TO KNOW FRANK GORE

Favorite team and/or athlete outside of football: Miami Heat/LeBron James
Favorite food: Seafood
Favorite vacation spot: Hawaii
Favorite movie: *Little Giants*

66 T

KEVIN **GRAF**

6-6 • 309 • USC
NFL EXP: 1 (1st Year with Colts)
HOW ACQUIRED: FA – 2016
BORN: 6/17/91
GP/GS (POSTSEASON): 0/0 (0/0)

CAREER TRANSACTIONS:
- Signed by the Colts as a free agent on April 20, 2016.
- Released by the Philadelphia Eagles on August 30, 2015.
- Signed by the Eagles to a reserve/future contract on December 30, 2014.
- Signed to the Philadelphia practice squad on October 1, 2014.
- Released by the Eagles on September 29, 2014.
- Signed to the Philadelphia active roster from the practice squad on September 9, 2014.
- Signed to the Eagles practice squad on August 31, 2014.
- Released by Philadelphia on August 30, 2014.
- Signed by the Eagles as an undrafted free agent on May 10, 2014.

2015:
- Competed with the Philadelphia Eagles in the preseason prior to being waived on August 30.

2014 (EAGLES):
- Spent 13 weeks on the Eagles practice squad and three weeks on the active roster, but was inactive for all three games.

COLLEGE:
- Played four seasons at USC where he appeared in 43 games (39 starts).
- In 2013, started 13 games including the Trojans 45-20 victory over Fresno State in the Las Vegas Bowl and was named an All-Pac 12 honorable mention.
- As a redshirt junior, started all 13 games and was named USC's Co-Lifter of the Year.
- Started all 12 games in 2011 and was a *CollegeFootballNews.com* Sophomore All-America honorable mention selection.
- As a redshirt freshman, saw his first collegiate action making appearances in four games.
- Redshirted during the 2009 season.

PERSONAL:
- Attended Agoura High School in Agoura Hills, Calif. where he played football, basketball and was a shot putter on the track and field team.
- In 2010 he was named to *Los Angeles Daily News* All-Decade Team and *Ventura County* Star All-Decade first-team.
- As a senior was named a *Parade*, *SuperPrep*, *PrepStar* and *Scout.com* First Team All-America choice.
- As a junior, was named to the *Rivals.com* Junior All-America second-team, Cal-Hi Sports All-State Underclass first-team, *Max Preps* All-State Division II, All-CIF Northern Division first-team and *Los Angeles Daily News* All-Area first-team.
- Named Cal-Hi Sports All-State Sophomore in 2006.
- Finished third in the shot put at the 2009 California State Track Meet with a 59-7 3/4 shot and earned all-state, all-area, all-county and all-league honors in track en route to being named Agoura's 2009 Athlete of the Year.
- Majored in communications at USC.
- His father, Allan, was a three-year letter winner at USC and was a member of the 1972 Trojans National Championship Team. His brother, Derek, lettered at USC in 2002.
- Born in Agoura Hills, Calif.

CAREER GP/GS (POSTSEASON):
2015: 0/0
2014 PHI: 0/0
TOTAL: 0/0

GETTING TO KNOW KEVIN GRAF

Favorite team and/or athlete outside of football: Los Angeles Angels
Favorite musician and/or song: The Fray
Hobbies outside of football: Jet skiing
Favorite food: BBQ
Favorite vacation spot: Laughlin, Nev.
Favorite movie: *Friday Night Lights*
What's the one thing you couldn't live without: My wife and my family

27 S WINSTON **GUY**

6-1 • 220 • KENTUCKY
NFL EXP: 4 (3rd Year with Colts)
HOW ACQUIRED: FA – 2014
BORN: 4/23/90
GP/GS (POSTSEASON): 32/5 (1/0)

CAREER TRANSACTIONS:

- Signed by the Colts to a reserve/future contract on January 19, 2015.
- Signed by the Colts to the practice squad on October 3, 2014.
- Waived by the Jacksonville Jaguars on September 29, 2014.
- Acquired off waivers (Seattle) by the Jaguars on September 1, 2013.
- Waived by the Seahawks on August 31, 2013.
- Originally selected by Seattle in the sixth round (181st overall) of the 2012 NFL Draft.

2015 (COLTS):

- Participated in 12 games and ranked second on the team with 11 special teams tackles.
- Notched three special teams tackles and downed one punt at the one-yard line in a Week 4 victory against Jacksonville (10/4).
- Totaled two special teams tackles in a Week 7 loss against New Orleans (10/25).
- In a Week 15 loss against Houston (12/20), compiled three special teams tackles, including one for a loss of a yard late in the third quarter at the Texans 10-yard line.

2014 (JAGUARS/COLTS):

- Played in four games (three starts) with the Jaguars before being released on September 29, 2014.
- In a Week 2 contest at Washington (9/14), finished with seven total tackles and 1.0 sack on quarterback Kirk Cousins to push the Redskins out of field goal range before halftime.
- Recorded three total tackles and one pass defensed against Indianapolis (9/21).
- Was waived by the Jaguars on September 29 and signed by the Colts to the practice squad on October 3 where he remained for the rest of the regular season and playoffs.

2013 (JAGUARS):

- Competed in 14 games (two starts) and finished with 24 total tackles (18 solo), 1.0 sack, one forced fumble and one pass defensed.
- Finished with eight total tackles (six solo) in the first start of his career against Houston (12/5).

SINGLE-GAME HIGHS

TACKLES: 8 vs. HOU (12/5/13)
SACKS: 1.0, two times (Last: at WAS 9/14/14)
FF: 1 vs. BUF (12/15/13)
FR: 0
INT: 0
PD: 1, two times (Last: vs. IND 9/21/14)

- Against Buffalo, recorded six solo tackles in addition to his first career sack and forced fumble on a takedown of quarterback E.J. Manuel in the third quarter (12/15).

2012 (SEAHAWKS):

- Appeared in two games as a rookie, but did not record a tackle during the regular season.
- Saw action in the NFC Divisional Playoff game at Atlanta (1/13/13) and had two solo tackles.
- Was suspended by the NFL for four games on November 20, 2012.

COLLEGE:

- Started 24-of-50 games at the University of Kentucky, finishing with 283 tackles, five interceptions, 18.0 tackles for loss, seven passes defensed, one forced fumble and one fumble recovery.
- Played a different position each year: cornerback as a freshman, free safety as a sophomore, strong safety as a junior and hybrid safety/linebacker as a senior.

PERSONAL:

- Attended Lexington (Ky.) Catholic High School where he was an all-state first-team selection and helped lead the school to a 13-2 mark and Class 4A state championship as a senior.
- Totaled 75 tackles, 18.5 tackles for loss, 7.5 sacks, two forced fumbles and two blocked kicks in his final season along with six touchdowns at running back and two kickoff returns for scores.
- Set the school record with 19.5 career sacks.
- Was a participant in the Colts Veterans Day School Visit.
- A native of Lexington, Ky.

CAREER REGULAR SEASON STATISTICS

Year	GP	GS	Solo	Asst.	Total	Sacks	PD	FF	FR	INT	Yds	Avg.	LG	TD
2015 IND	12	0	0	0	0	0.0	0	0	0	0	0	0.0	0	0
2014 JAX/IND	4	3	10	4	14	1.0	1	0	0	0	0	0.0	0	0
2013 JAX	14	2	18	6	24	1.0	1	1	0	0	0	0.0	0	0
2012 SEA	2	0	0	0	0	0.0	0	0	0	0	0	0.0	0	0
TOTAL	**32**	**5**	**28**	**10**	**38**	**2.0**	**2**	**1**	**0**	**0**	**0**	**0.0**	**0**	**0**

CAREER POSTSEASON STATISTICS

Year	GP	GS	Solo	Asst.	Total	Sacks	PD	FF	FR	INT	Yds	Avg.	LG	TD
2012 SEA	1	0	2	0	0	0.0	0	0	0	0	0	0.0	0	0
TOTAL	**1**	**0**	**2**	**0**	**0**	**0.0**	**0**	**0**	**0**	**0**	**0**	**0.0**	**0**	**0**

SPECIAL TEAMS TACKLES: 15 (2015 - 11, 2013 - 4)

GETTING TO KNOW WINSTON GUY

Favorite team and/or athlete outside of football: Sean Taylor
Favorite musician and/or song: Jay-Z – "You Don't Know"
Hobbies outside of football: Playing video games
What is something interesting about you that most people may not know: I like to DJ
Favorite food: BBQ food
Favorite vacation spot: Miami
If you could have lunch with three people, living or dead, who would they be: Kobe Bryant, LeBron James and Michael Jordan
Favorite movie: *Bad Boys 2*
What's the one thing you couldn't live without: My parents

72
C

JONOTTHAN **HARRISON**

6-4 • 300 • FLORIDA
NFL EXP: 3 (3rd Year with Colts)
HOW ACQUIRED: FA – 2014
BORN: 8/25/91
GP/GS (POSTSEASON): 31/19 (1/0)

CAREER TRANSACTIONS:

- Signed by the Colts as an undrafted free agent on May 12, 2014.

2015 (COLTS):

- Saw action in all 16 games (nine starts) at center. Blocked for a Colts offense that totaled 5,142 yards of net offense and assisted running back Frank Gore who posted the most rushing yards in a season for a Colts running back (967) dating back to 2007.
- Saw extensive action at center after replacing an injured Khaled Holmes in a Week 7 loss against New Orleans (10/25). Provided time for the Colts offense to generate 376 net yards.
- Started his first game of the season at center and blocked for a Colts rushing attack that netted 136 yards in a Week 8 overtime loss at Carolina (11/2). Also provided time for quarterback Andrew Luck to throw for 231 yards and two touchdowns.
- In a Week 9 victory against Denver (11/8), started at center and provided time for a Colts offense to compile 365 net yards. Blocked for Frank Gore who totaled 28 rushes for 83 yards and one touchdown.
- Assisted a Colts offense that registered 268 yards and 100 rushing yards, starting at center in a Week 16 win at Miami (12/27).
- Started at center in a Week 17 victory against Tennessee (1/3/16) and blocked for a Colts offense that amassed 327 yards and two touchdowns.

2014 (COLTS):

- Competed in 15 games (10 starts) at center and was part of a unit that assisted the offense in setting a single-season franchise record for net yards (6,506).
- In the season opener at Denver (9/7), saw action on special teams in his first career NFL contest.
- Started his first career NFL game at center in the team's Week 5 win against Baltimore (10/5). Was part of an offensive line that allowed only 1.0 sack as the Colts generated 432 yards of net offense.
- In a Week 6 victory at Houston (10/9), started at center and provided time for the Colts offense to register 456 net yards as quarterback Andrew Luck threw for 370 yards and three touchdowns.

- Started at center in a Week 7 win against Cincinnati (10/19) and assisted the Colts offense in generating 506 net yards. Blocked for Andrew Luck to throw for his franchise-tying fifth consecutive 300-plus yard passing outing.
- In a Week 9 victory at the New York Giants (11/3), started at center and blocked for Andrew Luck to throw four touchdowns as the offense compiled 443 net yards. Was part of an offensive line that allowed only 1.0 sack.
- Helped the Colts offense generate 389 net yards, starting at center in a Week 12 win against Jacksonville (11/23). The team's 175 rushing yards was the highest total during the season and the most dating back to a September 22, 2013 in a win at San Francisco (184).
- In a Week 13 victory against Washington (11/30), started at center and provided time for the offense to record 487 net yards. It was the team's ninth game with 400-plus net yards, which set a franchise single-season record. Blocked for Andrew Luck to throw for 370 yards and a new career-high five touchdown passes.
- Participated in his first career postseason contest on special teams during Indianapolis' AFC Wild Card Playoff win against Cincinnati (1/4/15).
- Listed as inactive for the team's AFC Divisional Playoff victory at Denver (1/11/15).
- Was inactive for the team's AFC Championship Game loss at New England (1/18/15).

COLLEGE:
- Appeared in 51 games and made 39 starts in four seasons at Florida.
- As a senior in 2013, started all 12 games at center and was voted a team captain for the year by his teammates.
- Was the only offensive lineman on the team to start at the same position in all 12 games and was named to the 2013 Rimington Award watch list.
- As a junior in 2012, started at center in all 13 games and earned Phil Steele Midseason All-SEC third-team honors.

PERSONAL:
- Attended South Lake High School in Groveland, Fla. and participated in the Offense/Defense All-American Bowl.
- Was selected as the Offense/Defense All-American Bowl Offensive Lineman of the Year.
- Selected to the *Orlando Sentinel's* All-Central Florida first-team list.
- Rated as a four-star offensive guard prospect by *Rivals.com*.
- Was selected as the team's MVP and Offensive Player of the Year as a senior.
- Volunteered for the 2015 Colts PLAY 60 Challenge Launch Party and ran football drills with local students.
- Participated in the Community Tuesday caroling event at Riley Hospital to spread cheer during the holidays.
- Participated in Shop With a Colt and Humane Society of Indianapolis events.
- Graduated with a bachelor's degree in criminology and anthropology.
- A native of Groveland, Fla.

CAREER GP/GS (POSTSEASON):
2015 IND: 16/9
2014 IND: 15/10 (1/0)
TOTAL: 31/19 (1/0)

GETTING TO KNOW JONOTTHAN HARRISON

Favorite team and/or athlete outside of football: Dan Henderson MMA/UFC
Favorite musician and/or song: Rich Gang – "Lifestyle"
Hobbies outside of football: Outdoor activities and Xbox
What is something interesting about you that most people may not know: I played french horn and guitar before I touched a football.
Favorite food: Oxtail (Jamaican dish)
Favorite vacation spot: Jamaica
If you could have lunch with someone, living or dead, who would it be: My grandfather
Favorite movie: The *Meet the Parents* series
What's the one thing you couldn't live without: Nature (woods, bodies of water, mountains, etc.), I find it very relaxing and a method of decompressing.

49 AMARLO HERRERA

ILB

6-1 • 249 • GEORGIA
NFL EXP: 1 (1st Year with Colts)
HOW ACQUIRED: D6 – 2015 (207th overall)
BORN: 9/20/91
GP/GS (POSTSEASON): 3/0 (0/0)

CAREER TRANSACTIONS:

- Signed by the Colts to the active roster from the practice squad on December 29, 2015.
- Signed by the Colts to the practice squad on December 16, 2015.
- Waived by the Colts on December 15, 2015.
- Signed by the Colts to the active roster from the practice squad on December 8, 2015.
- Signed by the Colts to the practice squad on October 21, 2015.
- Waived by the Colts on October 20, 2015.
- Signed by the Colts to the active roster from the practice squad on October 17, 2015.
- Signed by the Colts to the practice squad on September 8, 2015.
- Waived by the Colts on September 6, 2015.
- Selected by the Colts in the sixth round (207th overall) of the 2015 NFL Draft.

2015 (COLTS):

- Made his NFL debut in a Week 6 loss against New England (10/18) and finished with one special teams tackle.
- Competed on special teams in a Week 14 loss at Jacksonville (12/13).
- Participated on special teams and at linebacker in a Week 17 victory against Tennessee (1/3/16).

COLLEGE:

- In 54 collegiate games (43 starts), totaled 334 tackles (147 solo), 3.5 sacks, three interceptions, 21.0 tackles for loss, four forced fumbles, two fumble recoveries and 11 passes defensed.
- Was named a First Team Associated Press All-SEC selection in 2014 while being voted as a team captain.
- Was the recipient of the UGA Coaches' Leadership Award in 2014.
- Started all 13 games in 2014 and finished with a team-leading 115 tackles (44 solo) and 10.0 tackles for loss while adding 3.0 sacks, one interception, one forced fumble, one fumble recovery and one pass defensed.
- Was the 2013 UGA Defensive MVP.
- Was named to Phil Steele's All-SEC third-team.
- Started all 13 games in 2013 and ranked second on the team with 112 tackles while adding one interception.
- In 2012, appeared in 14 games (nine starts) and recorded 70 tackles, one interception, one forced fumble and one fumble recovery.
- Competed in 14 games (eight starts) in 2011 and finished with 37 tackles (16 solo), 3.0 tackles for loss, one forced fumble and two passes defensed.

SINGLE-GAME HIGHS

TACKLES: 0
SACKS: 0.0
FF: 0
FR: 0
INT: 0
PD: 0

PERSONAL:

- Attended North Clayton High School in College Park, Ga. and was a *PrepStar* All-Southeast Region choice.
- Was a four-star player by *Scout.com* and ranked as the No. 11 middle linebacker in the country.
- Was named to the *Atlanta Journal-Constitution* Top 50 and was a member of the paper's Class AAAA All-State team.
- Was the team's Defensive MVP as a junior and senior.
- His 181 career tackles set a school record.
- Participated in the 2015 Colts annual playground build.
- Majored in sociology at Georgia.
- A native of College Park, Ga.

CAREER REGULAR SEASON STATISTICS

Year	GP	GS	Solo	Asst.	Total	Sacks	PD	FF	FR	INT	Yds	Avg.	LG	TD
2015 IND	3	0	0	0	0	0.0	0	0	0	0	0	0.0	0	0
TOTAL	**3**	**0**	**0**	**0**	**0**	**0.0**	**0**	**0**	**0**	**0**	**0**	**0.0**	**0**	**0**

SPECIAL TEAMS TACKLES: 1 (2015 - 1)

GETTING TO KNOW AMARLO HERRERA

Favorite team and/or athlete outside of football: Carmelo Anthony
Favorite musician and/or song: Luke Bryan – "Crash My Party"
Hobbies outside of football: Listening to a lot of different types of music
What is something interesting about you that most people may not know: Pretty funny person once you get to know me, and I love the color pink
Favorite food: Hands down Chick-Fil-A
Favorite vacation spot: Nothing beats Atlanta
If you could have lunch with two people, living or dead, who would they be: Lil Wayne and Dr. Martin Luther King, Jr.
Favorite movie: *Elf*
What's the one thing you couldn't live without: My phone

13 WR T.Y. HILTON

PRO BOWL 2 (2014-15)

5-9 • 180 • FLORIDA INTERNATIONAL
NFL EXP: 5 (5th Year with Colts)
HOW ACQUIRED: D3 – 2012 (92nd overall)
BORN: 11/14/89
GP/GS (POSTSEASON): 62/41 (6/5)

CAREER TRANSACTIONS:

- Selected by the Colts in the third round (92nd overall) of the 2012 NFL Draft.

PRO CAREER:

- Has been named to consecutive Pro Bowls in 2014 and 2015.
- Recorded three consecutive 1,000-yard seasons from 2013-15 and tied his single-season career-high in touchdowns (seven) in 2014.
- Join's Pro Football Hall of Famer Marvin Harrison (eight) and Reggie Wayne (eight) as the only players in franchise history to record at least three 1,000-yead receiving seasons.
- Hls 4,413 receiving yards in his first four seasons are the most by a wide receiver selected in the third round or later or the NFL Draft duing that time frame.
- Set franchise postseason single-game records with 13 catches and 224 yards during the team's AFC Wild Card victory against Kansas City on January 4, 2014. Became the second player in team postseason history to finish a game with 200-plus receiving yards. His 13 receptions tied for the second-most in a single game in NFL postseason history while his receiving yardage total ranks third.
- Registered a team record 327 receiving yards for a single postseason (2013, two games) while his 17 receptions ranked tied for sixth.
- Became the second player in Colts history to record two 100-yard receiving games in a single postseason in 2013.
- Established a regular season career-high in receptions (11) against Jacksonville on December 29, 2013 and receiving yards (223) at Houston on October 9, 2014.
- Tied a franchise record and set a career-high with three touchdowns in a win at Houston on November 3, 2013.
- Became the sixth player in NFL history to register 10 100-yard receiving games in the first two seasons of a career.
- Recorded five 100-yard receiving games in 2012, a Colts rookie record.
- Finished with the second-most receiving yards (861) by a rookie in franchise history.
- Ranked first among NFL rookies in receiving touchdowns (seven) in 2012.
- Became the first player in Colts history to score on a punt return and catch a pass for a touchdown when he accomplished the feat against Buffalo on November 26, 2012. Was named AFC Special Teams Player of the Week for his performance.
- Set the franchise record for the most receiving yards (1,944) and 100-yard games (10) and ranks second for the most receptions (132) in a Colts player's first two seasons with the team.

SINGLE-GAME HIGHS

REC: 12 vs. JAX (11/23/14)
YARDS: 223 at HOU (10/9/14)
TDS: 3 at HOU (11/3/13)
LG: 87t vs. NO (10/25/15)
RUSH: 2, two times (Last: at JAX 9/29/13)
YARDS: 30 at JAX (11/8/12)
TDS: 0
LG: 19 at JAX (11/8/12)

2015 (COLTS):

- Started 15-of-16 games at wide receiver and totaled 69 receptions for 1,124 yards and five touchdowns. Also fielded four punts for 16 yards. It was his third

consecutive 1,000-yard receiving season as he joined Pro Football Hall of Famer Marvin Harrison and Reggie Wayne as the only receivers in franchise history with three 1,000-yard campaigns.
- Earned his second consecutive Pro Bowl honor.
- In a Week 1 loss at Buffalo (9/13), led the team with seven catches for 88 yards and a long reception of 30 yards. His reception and receiving yardage totals were his best for a season opening game in his career.
- Led the team in receiving with four catches for 94 yards starting at wide receiver in a Week 3 win at Tennessee (9/27). Caught a 48-yard pass from Andrew Luck in the first quarter, which set up a Frank Gore touchdown.
- Caught five passes for 88 yards starting at wide receiver in a Week 5 win at Houston (10/8). Tallied a 43-yard reception on a third down with 1:37 remaining in the game to extend the team's final drive and allow Matt Hasselbeck to take a knee on the remaining three plays.
- Started at wide receiver in a Week 6 loss against New England (10/18) and led the team with six receptions for 74 yards and one touchdown. He gave the Colts a 21-17 first half lead with his three-yard touchdown at the 2:45 mark in the second quarter, which was his first of the season.
- In a Week 7 loss against New Orleans (10/25), caught four passes for 150 yards, two touchdowns and a career-long reception of 87 yards, which went for a touchdown. It was his fifth career multiple-touchdown game and his first since Dec. 7, 2014 at Cleveland. Was on the receiving end of the team's first touchdown of the game on an 87-yard strike from Andrew Luck in the third quarter. The score cut New Orleans' lead to 27-7. On the ensuing offensive possession, grabbed a 46-yard touchdown to bring the score to 27-14. With 150 yards, he tied Lenny Moore (17) for the fifth-most 100-plus yards games in Colts history.
- In a Week 9 victory against Denver (11/8), started at wide receiver and posted five receptions for 82 yards (16.4 avg.) with a long catch of 30 yards.
- Started at wide receiver in a Week 12 victory against Tampa Bay (11/29) and recorded six catches for 95 yards and two touchdowns. Finished with long catches of 29 and 31 yards. Gave the Colts a 16-12 lead in the third quarter with his 19-yard touchdown reception from Matt Hasselbeck. It was his fourth score of the season and the 23rd of his career. Added his second touchdown of the game on a three-yard score in the fourth quarter to give the Colts a 25-12 advantage. It was his sixth career game with two or more touchdown receptions.
- Started at wide receiver and caught four passes for 132 yards (33.0 avg.) in a Week 14 loss at Jacksonville (12/13). Grabbed passes of 57, 41 and 14 yards to give him a first half total of 112 yards. That tied for the third largest first half total of his career. With 132 yards, he tied Jimmy Orr (18) for the fourth-most 100-plus yards games in Colts history. He also tied John Jefferson for the seventh-most 100-yard games in a player's first four seasons in NFL history. The 100-yard contest was the fourth of his career against Jacksonville.
- Caught three passes for 29 yards starting at wide receiver in a Week 15 loss against Houston (12/20). With 29 receiving yards, he recorded his third consecutive 1,000-yard receiving season joining Marvin Harrison and Reggie Wayne as the only receivers in franchise history to record three or more 1,000-yard seasons.

2014 (COLTS):
- Started all 15 games he competed in at wide receiver and led the team in receptions (82) and receiving yards (1,345) while adding seven touchdowns. Totaled two carries for 20 yards and added one punt return.
- In three postseason starts at wide receiver, caught 11 passes for 211 yards and contributed with one rush for one yard. Also returned one punt for 10 yards.
- Earned his first career Pro Bowl selection.
- Led the team in receiving with six catches for 65 yards, starting at wide receiver in Week 2 against Philadelphia (9/15). Surpassed the 2,000-yard receiving plateau for his career.
- Caught six passes for 105 receiving yards in a Week 4 victory against Tennessee (9/28). Finished with his 11th career 100-yard contest as he passed Roger Carr (10) for the sixth-most career 100-yard games in Colts history.
- Started at wide receiver in the team's Week 5 win against Baltimore (10/5) and caught nine passes for 90 yards with a long reception of 21 yards. His nine receptions are the third-most in a regular season contest and were the most since the 2013 regular season finale against Jacksonville (11).
- In a Week 6 win at Houston (10/9), caught nine

passes for a regular season career-best 223 yards and one touchdown. Logged the sixth 200-plus receiving yard performance for a regular season game in Colts history and fell two yards shy of breaking the franchise single-game record for receiving yards. Contributed with receptions of 37, 40 and 49 yards en route to 147 yards in the first quarter. Dating back to 1991, Hilton's first quarter receiving total is the most in a first quarter since Reggie Wayne tallied 112 yards against Green Bay on September 26, 2004.

- Started at wide receiver in a Week 7 victory against Cincinnati (10/19) and caught seven passes for 107 yards (15.3 avg.). The game marked his 13th career 100-plus yard receiving contest. Following his first catch of the game, passed Austin Collie (172) for the second-most receptions in a player's first three seasons of a career in Colts history.
- Led the team with six receptions for 155 yards and one touchdown starting at wide receiver in a Week 8 loss at Pittsburgh (10/26). On his second reception of the game, he caught a 28-yard touchdown pass and passed Bill Brooks for the most receiving yards through a player's first three seasons in Colts history. Tallied his 14th career 100-yard receiving contest, which was also his fourth of the season and his third in the last three games. It was the first time in his career that he tallied three consecutive 100-yard outings. Along with teammate Donte Moncrief, the duo each posted 100-plus receiving yards, marking the second time the team had two 100-yard receivers in the same game during the season (Reggie Wayne, 119 and Hilton, 105 against Tennessee). It was the 42nd occasion in franchise history where the Colts had two 100-yard receivers in the same game.
- In a Week 9 win at the New York Giants (11/3), caught three passes for 71 yards and one touchdown. Notched his third touchdown of the season and his second in as many games on a 31-yard catch in the third quarter. He secured the ball out of a New York defender's hands as he landed in the end zone. The score gave the Colts a 23-3 lead. With the touchdown, tied Lenny Moore (15) for the fourth-most receiving touchdowns in the first three seasons of a career in Colts history.
- Started at wide receiver in a Week 12 victory against Jacksonville (11/23) and caught four passes for 122 yards and one touchdown. With 122 yards, topped 100 receiving yards for the 15th time in his career and the fifth time this season. Recorded his second consecutive 1,000-yard season and reached 3,000 receiving yards for his career. On his third reception of the game, caught a 73-yard touchdown pass to give the Colts a 20-3 lead. The reception tied his career-long, which went for his fourth touchdown of the season. The score also tied him with John Mackey and Austin Collie (16) for the second-most receiving touchdowns in the first three seasons of a career in Colts history.
- In a Week 13 win against Washington (11/30), started at wide receiver and caught five passes for 62 yards and one touchdown. With his second catch of the game, passed Marvin Harrison for the most receptions through the first three seasons of a career in Colts history. On his three-yard receiving touchdown in the second quarter, passed John Mackey and Austin Collie (16) for the second-most receiving touchdowns in the first three seasons of a career in Colts history.
- Started at wide receiver in a Week 14 victory at Cleveland (12/7) and caught 10 passes for 150 yards and two touchdowns. Topped the 100 receiving yard plateau for the 16th time in his career and the sixth time during the season. He also reached 150 yards in a single game for the fourth time in his career. With two touchdowns, tied his single-season career-high of seven total scores, which he originally set in 2012. It was the fourth time in his career he finished with two-plus touchdowns in a single game. His 10 receptions are the second-most for a single-game in his career (11 vs. Jacksonville, 12/29/13). Caught a 42-yard touchdown in the third quarter, which cut Cleveland's lead to 21-16. He then added a one-yard touchdown reception with 32 seconds remaining in the fourth quarter, which proved to be the game-winner. His touchdowns were his fifth and sixth in his last six games.
- In a Week 15 win against Houston (12/14), started at wide receiver and led the team with four receptions for 50 yards. Joined Marvin Harrison and Reggie Wayne as the only Colts with 1,300-plus receiving yard seasons.

QUICK HITS

Hilton has recorded three consecutive 1,000-yard seasons (2013-15) and tied his single-season career-high in touchdowns (seven) in 2014. Hilton's 1,345 receiving yards in 2014 ranked sixth in the NFL.

Hilton recorded his second 200-yard receiving performance of his career in a 2014 road victory against Houston. His 223 yards fell two shy of a franchise record. Hilton's second 200-yard game came in his 40th career contest (regular season and postseason) and of the five other players who have accomplished the feat, Hilton did it in the fewest amount of games.

On January 4, 2014, Hilton set franchise postseason single-game records with 13 catches and 224 yards during the team's AFC Wild Card victory against Kansas City on January 4, 2014. He became the second player in team postseason history to finish a game with 200-plus receiving yards. His 13 receptions tied for the second-most in a single game in NFL postseason history while his receiving yardage total ranks third.

Hilton is the first player in Colts history to score on a punt return and catch a pass for a touchdown when he accomplished the feat against Buffalo on November 26, 2012.

- In the team's AFC Wild Card Playoff victory against Cincinnati (1/4/15), caught six passes for 103 yards marking his third career 100-yard postseason contest. With six catches, passed Edgerrin James (28) for the fifth-most career receptions in Colts postseason history. With 103 receiving yards, moved into second place for the most receiving yards by an NFL player in his first four career postseason games.
- Started at wide receiver in the team's AFC Divisional Playoff victory at Denver (1/11/15) and caught four passes for a team-leading 72 yards (18.0 avg.). It was his fourth career postseason contest with 70-plus receiving yards. Also added one rush for a one-yard gain.
- Caught one pass for 36 yards starting at wide receiver in the team's AFC Championship Game loss at New England (1/18/15).

2013 (COLTS):

- Competed in all 16 games (10 starts) and led the team in receptions (82) and yards (1,083) while adding five touchdowns.
- Registered a team record 327 receiving yards for a single postseason (2013, two games) while his 17 receptions ranked tied for fifth.
- Became the second player in Colts history to record two 100-yard receiving games in a single postseason.
- Became the sixth player in NFL history to register 10 100-yard receiving games in the first two seasons of a career.
- Set the franchise record for the most receiving yards (1,944) and 100-yard games (10) and ranks second for the most receptions (132) in a Colts player's first two seasons with the team.
- Finished a Week 2 contest against Miami (9/15) with 124 receiving yards on six receptions. Topped his previous career-high of 113 yards all in the first half. It was the highest first half receiving yardage total for the Colts dating back to Dec. 6, 2009 when Pierre Garcon recorded 126 yards against Tennessee. With the 100-yard contest, tied Jim Mutscheller for 10th place in Colts history with his sixth career 100-yard game.
- In a Week 5 victory against Seattle (10/6), finished the game with five catches for 140 yards (28.0 avg.) and two touchdowns. Notched a 73-yard touchdown (career-long reception) on his first catch of the game in the first quarter to give the Colts their first points of the game. His second score came in the third quarter on a 29-yard reception. The first score marked his fourth career touchdown of 60 yards or more dating back to 2012. The only other player in the NFL with more in that span is Adrian Peterson (six). With 140 yards against Seattle, he tied Dallas Clark (seventh) for ninth in Colts history in career 100-plus-yard receiving performances. The multiple-touchdown performance was the second of his career.
- Recorded his eighth career 100-yard game after leading the team with seven receptions for 121 yards in a win at Houston (11/3). Established a career-high and tied a franchise record with three touchdowns. The second score came on a 58-yard pass from quarterback Andrew Luck in the fourth quarter, which marked the fifth connection the duo recorded of 50-plus yards since 2012. With 121 receiving yards, tied John Mackey (eight) for the eighth-most 100-yard games in Colts history. Returned a punt 34 yards in the second quarter, which was his longest of the season.
- In a Week 10 loss against St. Louis (11/10), posted seven receptions while totaling 130 yards. Recorded his ninth career 100-yard receiving contest and tied Bill Brooks for the seventh-most 100-plus-yard receiving performances in Colts history. Connected with quarterback Andrew Luck on a 65-yard pass in the third quarter.
- Started at wide receiver in a Week 15 win against Houston (12/15) and tallied eight receptions for 78 receiving yards. Caught five receptions in the first quarter. With eight catches, passed Marshall Faulk (108) for the fifth-most receptions in a player's first two seasons in Colts history. With 78 yards, passed Marvin Harrison (1,702) for the second-most receiving yards in a player's first two seasons in team annals.
- In a Week 16 win at Kansas City (12/22), started at wide receiver and caught five passes for 52 yards with a long reception of 31 yards. With five receptions, passed Bill Brooks and Austin Collie for the third most catches in a player's first two seasons with the Colts.
- Started at wide receiver in a Week 17 victory against Jacksonville (12/29) and set a regular season career-high with 11 receptions while totaling 155 receiving yards. With his sixth reception of the first quarter, reached the 1,000-yard receiving plateau for the first time in his career. His nine first half receptions are also the third-most for the team in a first half of play dating back to 1991 and the most for the Colts since Dallas Clark caught 11 passes against Houston in the first half on Nov. 8, 2009. Moved passed Bill Brooks (1,853) for the most receiving yards in a player's first two seasons in Colts history. Recorded his 10th 100-yard receiving performance, which ties Roger Carr for the fifth-most in Colts history. With 11 catches, passed Edgerrin James (125) for the second-most receptions in a player's first two seasons with the Colts.
- Started his first career playoff game at wide receiver during the team's AFC Wild Card victory against Kansas City (1/4/14). Led the team in receiving and added his first career postseason 200-yard receiving performance with 13 catches for 224 yards and two touchdowns. His 13 catches tied for the second-most in NFL postseason history in a single game and set a franchise postseason record. His 224 receiving yards ranked as the third-most for a single-game in NFL postseason history and set a team postseason record. It was also the second 200-yard receiving

game in Colts postseason history. His two receiving touchdowns tied a franchise record and marked the fourth time in team postseason history that a receiver caught two touchdowns in a single game. Recorded the game-winning 64-yard touchdown reception with 4:21 remaining in the fourth quarter to seal the victory.

- In the team's AFC Divisional Playoff loss at New England (1/11/14), started at wide receiver and led the team in receiving, finishing with four catches for 103 yards. For the second consecutive week, topped the 100-yard receiving plateau while making long receptions of 40 and 46 yards. With four receptions, passed Brandon Stokley (22) for the seventh-most catches in Colts postseason history. With 103 receiving yards, passed Eddie Hinton (380) for the fourth-most yards in team postseason history.

2012 (COLTS):

- Played in 15 games (one start) and recorded 50 catches for 861 yards and had a team-high seven touchdowns. Carried the ball five times for 29 yards. Added 26 punt returns for 300 yards and one touchdown. Also, returned seven kickoffs for 118 yards.
- Led both teams in receiving against Jacksonville (9/23) with four receptions for 113 yards and one touchdown.
- Registered his second 100-yard performance of the season with six catches for 102 yards against Miami (11/4). Added a 36-yard touchdown, his second of the season, in the third quarter.
- Finished the game with six catches for 100 yards and two touchdowns at New England (11/18). His 100-yard outing tied him with Andre Rison (three) for the most 100-yard games in a season by a Colts rookie receiver. Became the team's first rookie receiver with two touchdowns in a game since wide receiver Blair White (two) on Nov. 21, 2010 at New England.
- Caught three passes for 33 yards and one touchdown and returned four punts for 111 yards, including a 75-yard score against Buffalo (11/25). Became the first player in Colts history with a punt return for a touchdown and a receiving touchdown in the same game. His punt return for a touchdown was the team's first since Dec. 16, 2007 when T.J. Rushing logged a 90-yard return for a score. Was named AFC Special Teams Player of the Week for his performance.
- Finished a Week 13 contest at Detroit (12/2) with a team-leading six receptions for 100 yards. With his total, he set a new club record for 100-yard receiving games by a rookie (four), topping Andre Rison's old record of three, which was set in 1989.
- Finished the game with three catches for 78 yards and one touchdown at Houston (12/16). His score came on a 61-yard reception from Andrew Luck in the second quarter.
- Made his first start of the season at wide receiver at Kansas City (12/23) and caught two passes for 34 yards.
- Finished the game with four catches for 111 yards and one touchdown against Houston (12/30). Topped the 100-yard receiving plateau for the fifth time in 2012, improving his franchise rookie record for the most 100-yard games in a rookie season. Tied John Mackey and Austin Collie (seven) for the third-most touchdowns by a rookie in Colts history. The 70-yard catch was a season-long.
- Finished second on the team in receiving with eight catches for 66 yards in the Colts AFC Wild Card Playoff loss at Baltimore (1/6/13). Caught a long pass of 25 yards.

COLLEGE:

- Started 37-of-50 games at Florida International, where he graduated with school career records for receptions (229), receiving yards (3,351) and touchdowns (24). Also contributed with 498 rushing yards and seven scores on 69 carries and completed two passes for 38 yards and a touchdown.
- Named a Third Team All-America selection as an all-purpose back by *The NFL Draft Report*, adding honorable mention honors from *Sports Illustrated* in 2011.
- Awarded Sun Belt Conference Player of the Year in 2010 and earned All-Sun Belt Conference first-team accolades in 2010 and 2011.
- Garnered Sun Belt Conference Freshman of the Year accolades from *Sporting News* and *Rivals.com*, was named the Freshman of the Year by the Sun Belt Conference and was an All-Sun Belt Conference first-team choice as a kick return specialist and all-purpose player.
- Selected to the Freshman All-America team as a punt return specialist by the Football Writers Association of America and Freshman All-America kick returner by *Sporting News*. Also received Honorable Mention All-America accolades from *Sports Illustrated*.
- Returned 49 punts for 614 yards and two touchdowns, as all three marks set school career records. His 97-yard scoring punt return against Florida Atlantic (11/12/11) set the FIU record and ranked as the second-longest in Sun Belt Conference history.
- Returned 105 kickoffs for 2,855 yards and four touchdowns, setting the school and Sun Belt career record for scoring returns and total runbacks.
- Graduated holding FIU and conference all-time records, in addition to ranking fifth in NCAA FBS history with 7,498 all-purpose yards (149.96 avg. per game).
- Found the end zone 37 times to set a school career record for touchdowns, while his 224 points rank second in school annals.
- Finished 10th among active NCAA Football Bowl Subdivision performers for receptions (229), sixth for receiving yards (3,351) and 14th for touchdown receptions (24).
- Established Sun Belt Conference all-time records for

receiving yards (3,351) and touchdown grabs (24), while his receptions (229) rank second in league annals.
- Set FIU season records with 72 receptions for 1,038 yards in 2011.
- Returned 36 kickoffs as a freshman to set the school season record while his 841 yards on those runbacks rank second in single-season annals.

PERSONAL:
- Attended Miami Springs (Fla.) High School.
- Named the Dade County Athlete of the Year and added *Miami Herald* First Team All-Dade honors in football as a senior and in basketball as a junior.
- Garnered 6A second-team all-state honors from the Florida Sports Writers Association in 2007.
- As a senior, caught 42 passes for 785 yards and 16 touchdowns. Also scored four times on kick returns.
- Played wide receiver and defensive back as a sophomore, accumulating eight interceptions and 650 receiving yards.
- Served as the 2014 Bleed Blue Blood Drive spokesperson and featured player.
- Hosted a Strikes For Kids bowling event in 2014, benefitting high school scholarships.
- Assisted with the "Saving Our Youth" Celebrity Basketball Tournament at the Indiana Black Expo in 2013.
- Participated in the 2012 Colts Rookie Community Blitz at Concord Neighborhood Center, helping local children with reading, crafts and fitness activities.
- Participates in the Community Ticket Block program and has sent more than 300 youth to a Colts game.
- Participated in the Colts QB Shopping event with Shepherd Community Center as a volunteer shopper.
- Participated in the Colts Play 60 Super School visit.
- Majored in sports broadcasting at Florida International.
- A native of Miami.

CAREER REGULAR SEASON STATISTICS

			RECEIVING					RUSHING				
Year	GP	GS	No.	Yards	Avg.	LG	TD	No.	Yards	Avg.	LG	TD
2015 IND	16	15	69	1,124	16.3	87t	5	0	0	0.0	0	0
2014 IND	15	15	82	1,345	16.4	73t	7	2	20	10.0	15	0
2013 IND	16	10	82	1,083	13.2	73t	5	2	6	3.0	0	0
2012 IND	15	1	50	861	17.2	70t	7	5	29	5.8	19	0
TOTAL	**62**	**41**	**283**	**4,413**	**15.6**	**87t**	**24**	**9**	**55**	**6.1**	**19**	**0**

CAREER REGULAR SEASON RETURN STATISTICS

Year	GP	GS	PR	FC	Yards	Avg.	LG	TD	KR	Yards	Avg.	LG	TD
2015 IND	16	15	4	2	16	4.0	10	0	0	0	0.0	0	0
2014 IND	15	15	0	0	0	0.0	0	0	1	0	0.0	0	0
2013 IND	16	10	17	12	159	9.4	34	0	0	0	0.0	0	0
2012 IND	15	1	26	18	300	11.5	75t	1	7	118	16.9	26	0
TOTAL	**62**	**41**	**47**	**32**	**475**	**10.1**	**75t**	**1**	**8**	**118**	**16.9**	**26**	**0**

CAREER POSTSEASON STATISTICS

			RECEIVING					RUSHING				
Year	GP	GS	No.	Yards	Avg.	LG	TD	No.	Yards	Avg.	LG	TD
2014 IND	3	3	11	211	19.2	36	0	1	1	1.0	1	0
2013 IND	2	2	17	327	19.2	64t	2	0	0	0.0	0	0
2012 IND	1	0	8	66	8.3	25	0	0	0	0.0	0	0
TOTAL	**6**	**5**	**36**	**604**	**16.8**	**64t**	**2**	**1**	**1**	**1.0**	**1**	**0**

CAREER POSTSEASON RETURN STATISTICS

Year	GP	GS	PR	FC	Yards	Avg.	LG	TD	KR	Yards	Avg.	LG	TD
2014 IND	3	3	1	1	10	10.0	10	0	0	0	0.0	0	0
TOTAL	**3**	**3**	**1**	**1**	**10**	**10.0**	**10**	**0**	**0**	**0**	**0.0**	**0**	**0**

ADDITIONAL STATISTICS: Recorded one pass attempt at Kansas City (12/23/12).

GETTING TO KNOW T.Y. HILTON

Favorite team and/or athlete outside of football: LeBron James
Favorite musician and/or song: "The World's Greatest" by R. Kelly
Hobbies outside of football: Basketball
Favorite food: Fast food
Favorite vacation spot: Orlando, Fla.
If you could have lunch with three people, living or dead, who would they be: LeBron James, Michael Jordan and Michael Jackson
Favorite movie: *The Sandlot*
What's the one thing you couldn't live without: My video games

56 ILB NATE **IRVING**

6-1 • 253 • NORTH CAROLINA STATE
NFL EXP: 6 (2nd Year with Colts)
HOW ACQUIRED: UFA – 2015 (DEN)
BORN: 7/12/88
GP/GS (POSTSEASON): 62/14 (6/3)

CAREER TRANSACTIONS:
- Signed by the Colts as an unrestricted free agent on March 23, 2015.
- Selected by the Denver Broncos in the third round (67th overall) of the 2011 NFL Draft.

2015 (COLTS):
- In his first season with the Colts, competed in eight games (two starts) and totaled 18 tackles (13 solo), 1.0 sack, one forced fumble and two passes defensed. Was placed on Injured Reserve on December 8.
- Made his first start as a member of the Colts at WILL linebacker and compiled six solo tackles, 1.0 tackle for loss and one special teams stop in a Week 5 win at Houston (10/8).
- Posted two tackles, 1.0 sack and one pass defensed in a Week 12 victory against Tampa Bay (11/29). Tallied his first sack as a member of the Colts and the third of his career when he dropped Jameis Winton for an eight-yard loss on a third down in the fourth quarter to force a punt.
- Made his second start of the season at WILL linebacker in a Week 13 loss at Pittsburgh (12/6) and recorded seven tackles, one pass defensed and one forced fumble. The force was the first of his career and was recovered by teammate Billy Winn.

2014 (BRONCOS):
- Played and started eight games before being placed on Injured Reserve on November 13 with a knee injury.
- Finished the year with a new single-season career-high in tackles (44 total, 25 solo), 6.0 tackles for loss and 1.0 sack. Also recorded two special teams stops.
- Posted five tackles (four solo) and 2.0 tackles for loss in a 31-24 win against Indianapolis (9/7).
- Compiled 11 tackles (seven solo) against Kansas City (9/14) in Week 2.
- Set a single-game career-high with 13 tackles (two solo) at Seattle (9/21). Tackled running back Marshawn Lynch for a one-yard loss in the end zone for a safety early in the fourth quarter.
- Recorded four tackles (three solo) and 1.0 tackle for loss in a 31-17 win at the New York Jets (10/12).
- Notched seven tackles (six solo) in a 35-21 win over San Diego (10/23).

SINGLE-GAME HIGHS

TACKLES: 13 at SEA (9/21/14)
SACKS: 1.0, three times (Last: vs. TB 11/29/15)
FF: 1 at PIT (12/6/15)
FR: 0
INT: 0
PD: 1, four times (Last: at PIT 12/6/15)

- Posted four tackles (two solo) at New England (11/2) before leaving the game in the fourth quarter with a knee injury.

2013 (BRONCOS):
- Played in 15 games with four starts and compiled 34 tackles (23 solo) and 8.0 tackles for loss. Also had one pass defensed, 1.0 sack and six special teams stops.
- Recorded four tackles, including 1.0 tackle for loss against Baltimore (9/5).
- Tied for the team lead with eight tackles, including 1.0 for loss against Oakland (9/23). Also had one special teams tackle in the win.
- Extended his streak to four-straight games with a tackle for loss with one against Philadelphia (9/29).
- Tied for third on the team with five tackles, including 1.0 for loss at Houston (12/22).
- Recorded his first career sack for an eight-yard loss at Oakland (12/29).
- Started all three playoff contests, finishing with eight tackles and one pass defensed.
- Made his first career postseason start against San Diego (1/12/14), tallying three tackles in the AFC Divisional Playoff win.
- Had two tackles in an AFC Championship Game victory against New England (1/19/14).
- Tallied three tackles and one pass defensed in Super Bowl XLVIII against Seattle (2/2/14).

2012 (BRONCOS):
- Played 15 regular season games and tied for the team lead with 10 special teams tackles.
- Played 36 snaps on defense and tallied three tackles and one pass defensed.
- Led the Broncos with a pair of special teams stops at Atlanta (9/17).
- Posted his first two career defensive tackles to go along with one special teams stop at San Diego (10/15).

- Recorded his first pass defensed against New Orleans (10/28).
- Led the team with a pair of special teams stops against San Diego (11/18). Also blocked his first career punt in the game.
- Downed Britton Colquitt's punt at the four-yard line in the second quarter against Tampa Bay (12/2).
- Made his third career postseason appearance in an AFC Divisional Playoff game against Baltimore (1/12/13), but did not record a tackle.

2011 (BRONCOS):
- Played in all 16 regular season games as a rookie, totaling four special teams tackles.
- Saw action at linebacker in both of the Broncos playoff contests, notching one tackle.
- Recorded his first career special teams tackle at Green Bay (10/2).
- Notched two special teams stops at Kansas City (11/13) to lead the team.
- Tallied another special teams stop the following week in a win vs. the New York Jets (11/17).
- Recorded his first career postseason tackle in Denver's AFC Divisional Playoff Game at New England (1/14/12).

COLLEGE:
- Competed in 34 games (26 starts) at North Carolina State University and totaled 233 tackles (136 solo), 8.5 sacks, 39.5 tackles for loss, four interceptions, six forced fumbles and three fumbles recovered.
- As a senior in 2010, was named a *Scout.com* First Team All-America choice and was named a First Team Atlantic Coast Conference selection after leading the Wolfpack with 97 tackles (51 solo), including 20.5 tackles for loss and 6.5 sacks.
- Presented with the ACC's prestigious Piccolo Award (most courageous player) following his senior season after returning from missing the entire 2009 campaign recovering from multiple injuries sustained in a car crash.
- Set an NCAA single-game record in 2010 with 8.0 tackles for loss in a win against Wake Forest.

PERSONAL:
- Attended Wallace-Rose Hill High School in Teachey, N.C.
- Played tight end and linebacker as a senior, totaling 110 tackles, 3.0 sacks, one interception and six forced fumbles to go along with 12 all-purpose touchdowns.
- Invited to play in the North Carolina Shrine Bowl and was selected as an All-Super Six Conference first-team choice.
- Graduated from North Carolina State with a degree in program management and a minor in zoology.

CAREER REGULAR SEASON STATISTICS

Year	GP	GS	Solo	Asst.	Total	Sacks	PD	FF	FR	INT	Yds	Avg.	LG	TD
2015 IND	8	2	13	5	18	1.0	2	1	0	0	0	0.0	0	0
2014 DEN	8	8	25	19	44	1.0	0	0	0	0	0	0.0	0	0
2013 DEN	15	4	23	11	34	1.0	1	0	0	0	0	0.0	0	0
2012 DEN	15	0	1	2	3	0.0	1	0	0	0	0	0.0	0	0
2011 DEN	16	0	0	0	0	0.0	0	0	0	0	0	0.0	0	0
TOTAL	**62**	**14**	**62**	**37**	**99**	**3.0**	**4**	**1**	**0**	**0**	**0**	**0.0**	**0**	**0**

CAREER POSTSEASON STATISTICS

Year	GP	GS	Solo	Asst.	Total	Sacks	PD	FF	FR	INT	Yds	Avg.	LG	TD
2013 DEN	3	3	8	0	8	0.0	1	0	0	0	0	0.0	0	0
2012 DEN	1	0	0	0	0	0.0	0	0	0	0	0	0.0	0	0
2011 DEN	2	0	1	0	1	0.0	0	0	0	0	0	0.0	0	0
TOTAL	**6**	**3**	**9**	**0**	**9**	**0.0**	**1**	**0**	**0**	**0**	**0**	**0.0**	**0**	**0**

SPECIAL TEAMS TACKLES: 24 (2015 - 2, 2014 - 2, 2013 - 6, 2012 - 10, 2011 - 4)

GETTING TO KNOW NATE IRVING

Favorite team and/or athlete outside of football: New York Knicks/Carmelo Anthony
Favorite musician and/or song: Pastor Troy
Favorite food: Mac and cheese
Favorite vacation spot: My house
Favorite movie: *Halloween*

52 ILB

D'QWELL JACKSON

PRO BOWL 1 (2014)

6-0 • 242 • MARYLAND
NFL EXP: 11 (3rd Year with Colts)
HOW ACQUIRED: FA – 2014
BORN: 9/26/83
GP/GS (POSTSEASON): 129/128 (3/3)

CAREER TRANSACTIONS:

- Signed by the Colts as a free agent on March 6, 2014.
- Selected by the Browns in the second round (34th overall) of the 2006 NFL Draft.

PRO CAREER:

- Led the Colts and established a new career-high with 193 tackles in 2015.
- Earned his first career Pro Bowl selection in 2014 after leading the Colts with 184 tackles while adding 4.0 sacks, four fumble recoveries, one forced fumble and one pass defensed.
- In 11 seasons, has started 128-of-129 games (2006-2015) and holds a streak of 108 consecutive starts, which is currently tied for the fourth-most among active linebackers in the NFL.
- Has recorded eight-career 100-tackle seasons while leading the Browns in stops from 2007-08, 2011-13.
- Has started all 16 games in each of the last five seasons (2011-15) and has logged six career seasons starting all 16 contests.
- With the Browns in 2013 played in 1,149-of-1,150 (99.9%) defensive snaps.
- In 2012, earned AFC Defensive Player of the Week honors (Week 12). Was also named AFC Defensive Player of the Month in September of 2011.
- Earned his second AFC Defensive Player of the Week honor after totaling 12 tackles (seven solo), 2.0 tackles for loss, one pass defensed and one fumble recovery, which he returned 35 yards for a touchdown in a win against Washington on Nov. 30, 2014.
- In 2012, earned the Browns Dino Lucarelli Good Guy Award.
- Was honored as the Browns recipient of the Ed Block Courage Award in 2011.

2015 (COLTS):

- Started all 16 games at linebacker for the fifth consecutive season and established a career-high with 193 tackles. Also contributed with 3.0 sacks, 10.0 tackles for loss, one interception return for a touchdown, one forced fumble and a career-high 10 passes defensed.
- Ranked second in the NFL in tackles according to league totals.
- In a Week 2 loss against the New York Jets (9/21), compiled 11 tackles (eight solo) and one forced fumble, starting at MIKE linebacker.
- Compiled 14 tackles (eight solo) starting at MIKE linebacker in a Week 3 victory at Tennessee (9/27). Also added 1.0 tackle for loss.
- Started at MIKE linebacker and recorded a team-leading and career-high 21 tackles (12 solo) and 1.0 tackle for loss in a Week 4 win against Jacksonville (10/4).
- Led the team with 14 tackles (seven solo) starting at MIKE linebacker in the team's Week 5 victory at Houston (10/8).
- Started at MIKE linebacker in a Week 6 loss against New England (10/18) and tied for the team lead with 15 tackles (eight solo).
- Led the team with 17 tackles (four solo) and added 1.0 tackle for loss starting at MIKE linebacker in a Week 8 overtime loss at Carolina.
- Tied for the team lead with eight tackles while adding one pass defensed starting at MIKE linebacker in a Week 9 victory against Denver (11/8). Was part of a defense that limited the Broncos to 35 rushing yards.
- Started at MIKE linebacker in a Week 11 win at Atlanta (11/22) and led the team with 10 tackles (six solo), 1.0 sack, 2.0 tackles for loss, one pass defensed and one interception returned for a touchdown. Notched his first interception of the season, which he returned six yards for a touchdown in the fourth quarter. The score tied the game at 21-21. The pick-six was the second of his career and his first dating back to Sept. 9, 2012 vs. Philadelphia. Sacked Matt Ryan for a five-yard loss in the fourth quarter to force a punt. The sack was his first of the season and number 16.5 of his career.
- Led the team with 12 tackles (eight solo) while adding 1.0 sack and one pass defensed starting at MIKE linebacker in a Week 12 victory against Tampa

SINGLE-GAME HIGHS

TACKLES: 21 vs. JAX (10/4/15)
SACKS: 3.0 at CIN (9/16/12)
FF: 1, seven times (Last: vs. NYJ 9/21/15)
FR: 1, 11 times (Last: at DAL 12/21/14)
INT: 2 at TEN (12/7/08)
PD: 4 at JAX (12/13/15)

Bay (11/29). Recorded his second sack of the season and his second in as many games when he brought down Jameis Winston in the second quarter.
- Started at MIKE linebacker in a Week 13 loss at Pittsburgh (12/6) and led the team with 14 tackles (11 solo) while adding 1.0 tackle for loss and two passes defensed.
- In a Week 14 loss at Jacksonville (12/13), started at MIKE linebacker and tied for the team lead with nine tackles (seven solo), 1.0 sack and a single-game career-best four passes defensed. Posted a seven-yard sack of Blake Bortles in the first quarter, which led to a Jaguars punt. The sack was his third of the season and his third in his last four games.
- Tied for the team lead with 10 tackles (seven solo), 1.0 tackle for loss and one pass defensed starting at MIKE linebacker in a Week 16 win at Miami.

2014 (COLTS):
- Started all 16 games at inside linebacker and led the team with 184 tackles (111 solo). Also contributed with 4.0 sacks, 10.0 tackles for loss, four fumble recoveries, one forced fumble and one pass defensed. Started all three postseason games and finished with 33 tackles (20 solo), one interception and two passes defensed.
- Earned his first career Pro Bowl selection and was named AFC Defensive Player of the Week for a Week 13 performance against Washington.
- Made his Colts debut starting at inside linebacker in a Week 1 meeting at Denver (9/7). Finished the game with 13 tackles (six solo).
- Recorded his 50th consecutive start at inside linebacker in a Week 2 loss against Philadelphia (9/15). Compiled eight tackles (four solo) and 1.0 tackle for loss.
- In a Week 3 victory at Jacksonville (9/21), started at inside linebacker in his 100th career NFL contest. Led the team with 13 tackles (10 solo) while adding 1.0 sack and one forced fumble. His sack in the second quarter was his first as a member of the Colts and number 12.5 for his career. The quarterback takedown led to a Jaguars punt. Contributed with a forced fumble late in the second quarter, which was recovered by cornerback Darius Butler. The Colts scored a touchdown on the following possession.
- Started in his 100th career game and led the team with 12 tackles (eight solo) and 1.0 sack in a Week 4 victory against Tennessee (9/28). Dropped Charlie Whitehurst for a loss of nine yards on a third down in the third quarter to force a punt. The sack was his second of the season and number 13.5 of his career.
- In a Week 6 win at Houston (10/9), started at MIKE linebacker and notched eight tackles (six solo), 1.0 sack and one fumble recovery. The sack came on a third down and forced a Texans punt. The fumble recovery came on Houston's last offensive possession to seal the victory. Quarterback Ryan Fitzpatrick was sacked by Bjoern Werner who forced the fumble.
- Started at MIKE linebacker in a Week 7 victory against Cincinnati (10/19) and totaled 11 tackles (six solo). Was part of a defense that held the Bengals to 135 net yards in the shutout win.
- In a Week 8 loss at Pittsburgh (10/26), started at MIKE linebacker and tied his season-high with 15 tackles (12 solo).
- Led the team with 14 tackles (seven solo), 1.0 sack and one fumble recovery starting at MIKE linebacker in a Week 12 victory against Jacksonville (11/23). The fumble recovery was his second of the season and the ninth of his career. Added his lone sack of the game when he brought down Blake Bortles for a 12-yard loss in the third quarter, forcing a Jaguars punt. He improved his season sack total to 4.0, which set a new single-season career-high.
- Started at MIKE linebacker in a

Week 13 win against Washington (11/30) and tied for the team lead with 12 tackles (seven solo), 2.0 tackles for loss, one pass defensed and one fumble recovery, which he returned 35 yards for a touchdown. Following an Erik Walden sack-forced fumble in the third quarter, scooped up the ball and took it to the end zone for a score giving Indianapolis a 35-17 lead. It was his second career touchdown (27-yard interception return against Philadelphia on Sept. 9, 2012). Earned AFC Defensive Player of the Week honors for his performance.

- In a Week 14 victory at Cleveland (12/7) started at MIKE linebacker and led the team with 15 tackles (10 solo) while adding 1.0 tackle for loss and one quarterback hit. Reached 150 tackles for the season for the third time in his career (2008 and 2011 with Cleveland). Was part of a defense that limited the Browns to 248 net yards and 137 net passing yards.
- Started at MIKE linebacker in a Week 16 loss at Dallas (12/21) and finished with eight tackles (five solo) while adding 2.0 tackles for loss and one fumble recovery. The fumble recovery established a new single-season career-best with four.
- In a Week 17 victory at Tennessee (12/28), led the team with 13 tackles (nine solo) while adding 1.0 tackle for loss. Was part of a defense that held the Titans to 192 net yards.
- Started his first career NFL playoff game at MIKE linebacker in an AFC Wild Card Playoff victory against Cincinnati (1/4/15). Contributed with eight tackles (three solo) and one pass defensed.
- In the team's AFC Divisional Playoff win at Denver (1/11/15), started at MIKE linebacker and led the team with 12 tackles (10 solo).
- Started at MIKE linebacker in the team's AFC Championship Game loss at New England (1/8/15) and tied for the team lead with 13 tackles (seven solo), his first career postseason interception and one pass defensed. Picked off Tom Brady in the second quarter to stall a potential scoring drive. The interception led to a Colts 93-yard touchdown drive on the team's ensuing possession.

2013 (BROWNS):

- As a defensive captain, started all 16 games at inside linebacker and tallied a team-high 143 tackles (92 solo), 1.5 sacks, seven passes defensed, one interception, one forced fumble and one fumble recovery.
- Played in 1,149-of-1,150 (99.9%) defensive snaps, missing only a Hail Mary attempt at the end of a game against Minnesota (9/22).
- Posted 10-plus tackles in seven games.
- Tied the team lead with 10 tackles while adding one pass defensed that led to an interception in the season opener against Miami (9/8).
- Notched eight tackles and his lone fumble recovery of the season in a Week 2 loss at Baltimore (9/15).
- Tied his season-high with 11 tackles (eight solo) and added one forced fumble in a Week 3 win at Minnesota (9/22).
- Recorded 11 tackles (seven solo) for the second consecutive week and contributed with one pass defensed in a Week 4 victory against Cincinnati (9/29).
- In Week 8, tied a team-high with 10 tackles (six solo) and registered his third-career multiple-sack game (1.5) at Kansas City (10/27). Both sacks forced Kansas City punts.
- Posted a team-leading nine tackles (seven solo) while adding one pass defensed in a Week 9 victory against Baltimore (11/3).
- Tied for the team lead with 10 tackles (five solo) in a Week 11 loss at Cincinnati (11/17).
- Finished with nine tackles (eight solo), one interception and one pass defensed in a Week 14 loss at New England (12/8). His first quarter interception set up a Browns field goal and ended Tom Brady's streak of 109 consecutive passes at Gillette Stadium without an interception.
- Led the team and posted his sixth game of the season with double-digit tackles (10) while contributing with one pass defensed in a Week 16 loss at the New York Jets (12/22).

2012 (BROWNS):

- Started all 16 games at inside linebacker and registered a team-high 119 tackles while adding 3.5 sacks, two interceptions, seven passes defensed, two fumble recoveries and two forced fumbles.
- The season marked the fifth time in his career he reached the 100-tackle plateau and the second in-a-row.
- Became the first Browns player to have an interception in the first two games of a season since Anthony Henry in 2004 and the first Browns linebacker to have an interception in the first two games of a season since the NFL merger in 1970.
- Served as a defensive captain and was voted as a first alternate at middle linebacker for the AFC Pro Bowl squad.
- Earned the Browns Dino Lucarelli Good Guy Award.
- Picked off a Michael Vick pass in the fourth quarter

QUICK HITS

In his first season with the Colts, Jackson led the team in tackles (184) while adding 4.0 sacks and four fumble recoveries en route to his first career Pro Bowl selection. He has recorded eight career 100-tackle seasons.

Jackson established a career-high in tackles (193) in 2015 and has led the Colts in stops in back-to-back seasons.

In the last five seasons (2011-15), Jackson has competed and started in all 16 games and has a streak of 108 consecutive starts, which is currently tied for the fourth-most among active linebackers in the NFL.

against Philadelphia (9/9), and returned it 27 yards for his first career touchdown.
- Tallied a career-high 3.0 sacks at Cincinnati (9/16). Became the first Brown to have 3.0 sacks in a game since Kenard Lang had three against Baltimore on Sept. 12, 2004 and the first Browns linebacker to have 3.0-or-more sacks in a game since Andre Davis had 4.0 at Kansas City on Nov. 9, 2003.
- Led the team with nine tackles and added a fumble recovery and a forced fumble against Pittsburgh (11/25), which were two of eight turnovers forced by the Browns defense on the day. Named AFC Defensive Player of the Week for his performance.

2011 (BROWNS):
- Started all 16 games at middle linebacker and led the team with 158 tackles, a career-high 3.5 sacks, an interception, a forced fumble and three fumble recoveries.
- His tackle total was second in the NFL, trailing only Washington's London Fletcher (166).
- His three fumble recoveries led the team and tied for the most defensive recoveries in the AFC, along with Baltimore's Haloti Ngata, New England's Rob Ninkovich and Indianapolis' Robert Mathis.
- Cited as the NFL Comeback Player of the Year by Peter King of *Sports Illustrated*.
- Voted by the local media as the Browns 2011 Player of the Year and was the recipient of the team's Ed Block Courage Award.
- Named AFC Defensive Player of the Month for September after registering 30 tackles, 2.5 sacks, a fumble recovery, a forced fumble and a pass defensed in three games as the Browns allowed just five touchdowns and went 2-1 in the month.
- Named to *USA Today's* All-Joe Team.
- Led the Browns in tackles 13 times and accounted for double digit tackle totals on eight occasions.
- Led the team with 10 tackles at San Francisco (10/30), including three tackles on the Browns' goal-line stand in the second quarter which ended with a stop on fourth-and-goal from the one.
- Totaled eight tackles and an interception which he returned for a career-long 24 yards at Houston (11/6).
- Notched a season-best 13 tackles, 1.0 sack and a fumble recovery at Pittsburgh (12/8).

2010 (BROWNS):
- Was inactive for the first two games of the season with a pectoral injury prior to being placed on Injured Reserve on September 25.

2009 (BROWNS):
- Started each of the first six games at inside linebacker and was voted a co-captain on defense.
- Finished the year with 57 tackles (44 solo), one forced fumble and two passes defensed.
- Led the team in tackles in four of the six contests in which he appeared.
- Registered a season-high 14 tackles in addition to one pass defensed and his first career forced fumble against Cincinnati (10/4).
- Sustained a pectoral injury at Pittsburgh (10/18) and was placed on Injured Reserve on October 20.

2008 (BROWNS):
- Started all 16 games and led the team with 188 tackles, 2.0 sacks, three interceptions and five passes defensed.
- Intercepted Ravens quarterback Joe Flacco at Baltimore (9/21) while adding 12 tackles and one pass defensed.
- Shared a sack with Santonio Thomas on a three-yard takedown of David Garrard at Jacksonville (10/26) while posting 14 tackles.
- Recorded a six-yard sack of Joe Flacco against Baltimore (11/2).
- Registered a career-high 20 tackles and a career-best two interceptions and two passes defensed at Tennessee (12/7). Both interceptions came off Kerry Collins, as Jackson became the first Browns linebacker to have two interceptions in a game since Eddie Johnson had a pair on Oct. 14, 1984 against the New York Jets.

2007 (BROWNS):
- Started 13-of-14 games at linebacker and led the team with 111 tackles while adding 1.0 sack, one interception, one fumble recovery and three passes defensed. Also contributed with one special teams tackle.
- Recorded his first career interception off Matt Schaub against Houston (11/25) while totaling 11 tackles (eight solo).
- Had a season-high 12 tackles at N.Y. Jets (12/9).
- Part of a defensive effort that gave the Browns their first shutout since 2005 (11/20/05 vs. Miami, 22-0 win) and held the Bills to 232 net yards of offense in an 8-0 win against Buffalo (12/16).
- Posted seven tackles and his lone fumble recovery of the season in a loss at Cincinnati (12/23).
- Tallied his first career sack to go along with nine tackles (eight solo) in the regular season finale win against San Francisco (12/30).

2006 (BROWNS):
- Started all 13 games he appeared in and ranked second on the club with 115 tackles and 11 special teams stops while adding one pass defensed.
- Was credited with double-digit tackle totals on five occasions.
- Made his NFL debut and started at weakside linebacker compiling 10 tackles against New Orleans (9/10).
- Finished with 12 tackles against Miami (10/14) and at the New York Jets (12/9).
- Was placed on Injured Reserve on December 15.

COLLEGE:
- In 48 games at the University of Maryland (2002-05), started 34 contests and became the seventh player in school history to record more than 400 career tackles.
- His 447 tackles ranked fourth on the school's all-time record list.
- Finished his collegiate career with 10.5 sacks for 62 yards, four forced fumbles, one fumble recovery, six interceptions, eight passes defensed and one blocked kick.
- In 2005, became only the second Maryland player to earn the Atlantic Coast Conference Defensive Player of the Year award, joining E.J. Henderson, who earned the award in 2001 and 2002.
- Became one of three players in school annals to lead the team in tackles in three consecutive seasons.

PERSONAL:
- Attended Seminole (Fla.) High School and lettered three times in football, competing as a fullback, linebacker, quarterback and punter.
- Played in the prestigious Florida-Georgia All-Star game.
- Seminole High went 23-4 in his last two years and made the regional finals both seasons.
- Celebrated the USO's 75th anniversary and the 50th anniversary between the organization and the NFL when he traveled to Japan to visit servicemen and women.
- Embarked on a week-long visit to U.S. troops at military bases throughout Southwest Asia as part of the NFL-USO program during the 2013 offseason.
- Serves as a Colts Community Ticket Block sponsor.
- Volunteered at the 2015 Colts Cold Feet Warm Shoes event and fitted students for new shoes and hats.
- Founded the "Read Hope, Real Dreams" season ticket program, which provided tickets, apparel and food for the East Cleveland Neighborhood organization.
- Was a nominee for the Bart Starr Award following the 2014 season.
- A native of Largo, Fla.

CAREER REGULAR SEASON STATISTICS

Year	GP	GS	Solo	Asst.	Total	Sacks	PD	FF	FR	INT	Yds	Avg.	LG	TD
2015 IND	16	16	105	88	193	3.0	10	1	0	1	6	6.0	6	1
2014 IND	16	16	111	73	184	4.0	1	1	4	0	0	0.0	0	1
2013 CLE	16	16	92	50	143	1.5	7	1	1	1	0	0.0	0	0
2012 CLE	16	16	64	55	119	3.5	7	2	2	2	31	15.5	27t	1
2011 CLE	16	16	116	42	158	3.5	3	1	3	1	24	24.0	24	0
2010 CLE	INJURED RESERVE													
2009 CLE	6	6	44	13	57	0.0	2	1	0	0	0	0.0	0	0
2008 CLE	16	16	114	77	191	2.0	6	0	0	3	29	9.7	16	0
2007 CLE	14	13	78	33	111	1.0	3	0	1	1	1	1.0	1	0
2006 CLE	13	13	58	54	112	0.0	0	0	0	0	0	0.0	0	0
TOTAL	**129**	**128**	**782**	**485**	**1,268**	**18.5**	**39**	**7**	**11**	**9**	**91**	**10.1**	**27t**	**3**

CAREER POSTSEASON STATISTICS

Year	GP	GS	Solo	Asst.	Total	Sacks	PD	FF	FR	INT	Yds	Avg.	LG	TD
2014 IND	3	3	20	13	33	0.0	2	0	0	1	6	6.0	6	0
TOTAL	**3**	**3**	**20**	**13**	**33**	**0.0**	**2**	**0**	**0**	**1**	**6**	**6.0**	**6**	**0**

SPECIAL TEAMS TACKLES: 1 (2015 - 1)

ADDITIONAL STATISTICS: Returned an interception 27 yards for a touchdown vs. Philadelphia (9/9/12).
Recovered and returned a fumble 35 yards for a touchdown vs. Washington (11/30/14).
Returned an interception six yards for a touchdown vs. Atlanta (11/22/15).

GETTING TO KNOW D'QWELL JACKSON

Hobbies outside of football: I enjoy traveling the world during the offseason
Favorite food: Steak and vegetables
Favorite vacation spot: Italy

If you could have lunch with three people, living or dead, who would they be: Barack Obama, Michael Jordan and Magic Johnson
Favorite movie: *Men of Honor*

53
ILB

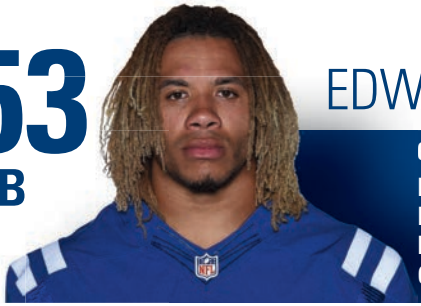

EDWIN **JACKSON**

6-0 • 230 • GEORGIA SOUTHERN
NFL EXP: 1 (1st Year with Colts)
HOW ACQUIRED: FA – 2015
BORN: 12/19/91
GP/GS (POSTSEASON): 0/0 (0/0)

CAREER TRANSACTIONS:
- Signed by the Colts to a reserve/future contract on January 5, 2016.
- Signed to the Colts practice squad on December 22, 2016.
- Released from the Colts practice squad on December 16, 2015.
- Signed to the Colts practice squad on December 8, 2015.
- Released by the Arizona Cardinals on August 31, 2015.
- Signed as an undrafted free agent with the Cardinals on May 5, 2015.

2015 (COLTS):
- Spent three weeks of the regular season on the Colts practice squad.

COLLEGE:
- Played in 48 games (23 starts) in four seasons at Georgia Southern, posting 218 tackles (121 solo), 2.0 sacks, 8.0 tackles for loss, one interception, one forced fumble and one fumble recovery.
- Led the Eagles in tackles in each of his last two seasons.
- Earned First Team All-Sun Belt honors as a senior and helped Georgia Southern win the Sun Belt in its first year in the conference and at the NCAA FBS level in 2014.
- Started all 12 games in 2014 and recorded a career-high 100 tackles, which ranked in the top-10 of the Sun Belt Conference. Had four games with 13-plus tackles. Also had a forced fumble and an interception, which helped seal a win at South Alabama.
- Totaled a team-best 92 tackles, 2.0 sacks and a fumble recovery in 11 games as a junior.
- Posted 10 tackles, including a team-leading eight solo stops in 26-20 upset win at Florida. Named the College Sports Madness Southern Conference Player of the Week for his performance against the Gators.
- Played in 12 games as a sophomore in 2012, collecting 16 tackles and six special teams tackles.
- Saw action in 13 games as a freshman in 2011 after joining the team as a walk-on and had 10 tackles.

SINGLE-GAME HIGHS
TACKLES: N/A
SACKS: N/A
FF: N/A
FR: N/A
INT: N/A
PD: N/A

PERSONAL:
- Attended Westlake High School in Atlanta where he lettered three times in football and was a three-year team captain.
- Was a state championship finalist in wrestling at 189 pounds.
- Graduated with a degree in international trade from Georgia Southern.
- A native of Atlanta.

CAREER REGULAR SEASON STATISTICS

Year	GP	GS	Solo	Asst.	Total	Sacks	PD	FF	FR	INT	Yds	Avg.	LG	TD
2015 IND	PRACTICE SQUAD													
TOTAL	**0**	**0**	**0**	**0**	**0**	**0.0**	**0**	**0**	**0**	**0**	**0**	**0.0**	**0**	**0**

GETTING TO KNOW EDWIN JACKSON
Favorite team and/or athlete outside of football: Allen Iverson and Troy Polamalu
Favorite musician and/or song: Joe Hertz
Hobbies outside of football: Traveling, networking and tailgating
What is something interesting about you that most people may not know: I have nine siblings (five sisters and four brothers)
Favorite food: Mac and cheese, smoked chicken and rice and beans
Favorite vacation spot: Hawaii
If you could have lunch with three people, living or dead, who would they be: Bill Gates, Barack Obama and Bob Marley
Favorite movie: *Inception*
What's the one thing you couldn't live without: Christ and my family

97 DT ARTHUR **JONES**

6-3 • 320 • SYRACUSE
NFL EXP: 7 (3rd Year with Colts)
HOW ACQUIRED: UFA – 2014 (BAL)
BORN: 6/3/86
GP/GS (POSTSEASON): 55/23 (9/5)

CAREER TRANSACTIONS:
- Signed by the Colts as an unrestricted free agent on March 13, 2014.
- Originally selected by the Baltimore Ravens in the fifth round (157th overall) of the 2010 NFL Draft.

PRO CAREER:
- Established a career-high 53 tackles in 2013 and a career-best 4.5 sacks in 2012.
- Recorded a career-high 2.0 sacks in a 16-13 overtime victory at San Diego on November 25, 2012.
- Finished with 1.0 sack in the Super Bowl XLVII victory against San Francisco on February 3, 2013.

2015 (COLTS):
- Spent the 2015 season on Injured Reserve.

2014 (COLTS):
- Competed in nine games (three starts) and totaled 24 tackles (14 solo), 1.5 sacks and one forced fumble. Started all three postseason contests and notched 12 tackles (six solo).
- Made his Colts debut starting at defensive tackle in the regular season opener at Denver (9/7). Tallied one tackle in the contest.
- In his 50th career game, recorded one tackle and one forced fumble in a Week 12 victory against Jacksonville (11/23). The forced fumble was his first of the season and the second of his career.
- In a Week 13 win against Washington (11/30), registered five tackles and split a sack with outside linebacker Jonathan Newsome in the first quarter. The sack led to a Redskins punt.
- Contributed with three tackles and one quarterback hit in a Week 14 victory at Cleveland (12/7). Was part of a defense that held the Browns to 248 net yards.
- Tallied five tackles (two solo) and one quarterback hit in a Week 15 win against Houston (12/14). Helped to limit the Texans to 289 net yards of offense.
- Started at defensive tackle in a Week 16 loss at Dallas (12/21) and totaled six tackles and 1.0 sack. Logged his first full sack as a member of the Colts when he brought down Tony Romo on Dallas' opening possession of the second half. The takedown forced a Dallas 52-yard field goal attempt that sailed wide right.

SINGLE-GAME HIGHS
TACKLES: 8, two times (Last: vs. NE 12/22/13)
SACKS: 2.0 at SD (11/25/12)
FF: 1, two times (Last: vs. JAX 11/23/14)
FR: 0
INT: 0
PD: 0

- In a Week 17 victory at Tennessee (12/28), started at defensive tackle and recorded 1.0 tackle for loss. Was part of a defense that held the Titans to 192 net yards.
- Started at defensive tackle in the team's AFC Wild Card Playoff victory against Cincinnati (1/4/15) and posted four tackles.
- In the team's AFC Divisional Playoff win at Denver (1/11/15), started at defensive tackle and totaled four stops and one quarterback hit. Was part of a defensive unit that held the Broncos to 288 net yards.
- Started at defensive tackle in an AFC Championship Game loss at New England (1/18/15) and finished with four tackles.

2013 (RAVENS):
- Started a career-best 13-of-14 games and totaled a career-high 53 tackles (27 solo) and 4.0 sacks.
- Notched three tackles and 1.0 sack for a defense that did not allow a touchdown in a Week 2 victory against Cleveland (9/15).
- Posted three stops and 1.0 sack as the Ravens did not allow a touchdown for the second consecutive week in a Week 3 win against Houston (9/22).
- Started and established career highs in tackles (eight) and solo stops (six) in Week 4 at Buffalo (9/29).
- Tallied three tackles and 1.0 sack against Green Bay (10/13) in Week 6.
- Started and posted four tackles and 1.0 sack in a 20-17 overtime victory against Cincinnati (11/10) in Week 10.
- Tied a career-high with eight tackles in Week 16 against New England (12/22).

2012 (RAVENS):
- Competed in all 16 games (six starts) and finished with 47 tackles (27 solo), a career-high 4.5 sacks and one forced fumble.

- Saw action in all four postseason games (two starts) and finished with nine tackles, 1.0 sack and a team-leading two fumble recoveries for a defense that forced 10 turnovers in four playoff contests.
- Posted three tackles and his first career forced fumble for a defense that forced four turnovers in Week 5 at Kansas City (10/7).
- Started and produced a then-career-high six tackles in Week 7 at Houston (10/21).
- Registered five tackles and his first career sack (finishing the game with a career-high 2.0 sacks) in a 16-13 overtime victory at San Diego (11/25) in Week 12.
- Notched four tackles and 1.5 sacks at Washington (12/9) in Week 14.
- Started and tallied two solo tackles, including a sack and added a fumble recovery, which led to a Ravens touchdown in a 34-31 Super Bowl XLVII win against San Francisco (2/3/13).

2011 (RAVENS):
- In 14 games (one start), tallied 18 tackles (12 solo) for a defense that ranked third in the NFL in yards per game allowed (288.9). The Ravens were also second against the run allowing 92.6 yards per game while ranking first in red zone defense.
- Played in both playoff games, netting one tackle for a team that forced seven turnovers during the postseason.
- Recorded his first career tackle, finishing the game with two stops in Week 2 at Tennessee (9/18).
- Registered one solo tackle for a defense that forced four turnovers and tied an NFL record with three defensive touchdowns in a 34-17 win in Week 4 against the New York Jets (10/2).
- Recorded two tackles for a defense that held the Jaguars to 205 total yards in Week 7 at Jacksonville (10/24).
- Produced four tackles (three solo) in Week 10 at Seattle (11/13).
- Started his first career game and had a solo tackle in Week 16 against Cleveland (12/24).

2010 (RAVENS):
- Played in two games on the defensive line and special teams.
- Saw action in his first career NFL game in a 17-10 win against Tampa Bay (11/28).

COLLEGE:
- Was a four-year letterman who started 32-of-44 career games at Syracuse and totaled 145 tackles (85 solo), 38.5 tackles for loss, 6.5 sacks and four fumble recoveries.
- His 38.5 career tackles for loss are the most in Syracuse history by an interior defensive lineman and rank third on the school's career record list.
- Was elected a team captain as a senior in 2009 and contributed with 19 tackles (12 solo), 7.0 tackles for loss, 1.5 sacks and two fumble recoveries.

QUICK HITS

With the Baltimore Ravens in 2012, Jones started in a Super Bowl XLVII win against San Francisco and contributed with 1.0 sack and a fumble recovery. The recovery led to a Ravens touchdown in the second quarter.

- Earned First Team All-Big East honors as a junior in 2008 and recorded 60 tackles, 3.5 sacks and one fumble recovery.
- As a sophomore in 2007, garnered ECAC All-Star honors and Second Team All-Big East accolades as he totaled SU's third-most tackles for loss (17.5) in a single season.
- Totaled 15 tackles and a half of a sack as a redshirt freshman in 2006.

PERSONAL:
- Attended Union Endicott (N.Y.) High School and was ranked as the No. 18 prospect in New York by *SuperPrep* his senior season.
- Played in the 2005 Governor's Bowl (N.Y. vs. N.J. All-Star game) after posting 64 tackles, 6.0 sacks and one fumble recovery as a senior.
- Was a heavyweight wrestler who won the New York State Championship in 2003 and 2005 and was the runner-up in 2004.
- Has two brothers, Chandler (who was selected in the first-round of the 2012 NFL Draft by New England and now plays for Arizona) and Jon, a UFC Champion, whose nickname is "Bones."
- Serves as a Colts Community Ticket Block sponsor.
- Volunteered at the 2015 Colts Pamper Her Pink event and bought two game tickets for each of the 10 winners. He also spent time with all of the breast cancer patients and survivors.
- In 2015, participated in the Colts Warm Feet Cold Shoes event and fitted students for new shoes and hats.
- Donated $1,000 and purchased christmas gifts for young men in foster care while volunteering for Trinity House in 2015.
- Supported Ravens players and team events, including the inaugural 2012 Ravens Beach Bash, Goodwill Gridiron Halloween Party (2011), Hispanic Heritage Month/Worldwide Day of Play football clinic and A Purple Evening, the annual women's event at M&T Bank Stadium.
- Supported troops at the Ft. Meade blood drive in September of 2011.
- In May of 2012, participated in the Fiesta 5K, a race supporting ALS research.
- During the holidays, Jones visited critically ill children in the hospital and led a toy drive to benefit St. Vincent's Villa, a home for children with severe emotional and behavioral difficulties.
- Supported the American Diabetes Association by recording a PSA to raise awareness for the cause.
- Earned his degree in communication and rhetorical studies from Syracuse in 2009.
- A native of Rochester, N.Y.

CAREER REGULAR SEASON STATISTICS

Year	GP	GS	Solo	Asst.	Total	Sacks	PD	FF	FR	INT	Yds	Avg.	LG	TD
2015 IND	INJURED RESERVE													
2014 IND	9	3	14	10	24	1.5	0	1	0	0	0	0.0	0	0
2013 BAL	14	13	27	26	53	4.0	0	0	0	0	0	0.0	0	0
2012 BAL	16	6	27	20	47	4.5	0	1	0	0	0	0.0	0	0
2011 BAL	14	1	12	6	18	0.0	0	0	0	0	0	0.0	0	0
2010 BAL	2	0	0	0	0	0.0	0	0	0	0	0	0.0	0	0
TOTAL	**55**	**23**	**80**	**62**	**142**	**10.0**	**0**	**2**	**0**	**0**	**0**	**0.0**	**0**	**0**

CAREER POSTSEASON STATISTICS

Year	GP	GS	Solo	Asst.	Total	Sacks	PD	FF	FR	INT	Yds	Avg.	LG	TD
2014 IND	3	3	6	6	12	0.0	0	0	0	0	0	0.0	0	0
2012 BAL	4	2	5	4	9	1.0	0	0	2	0	0	0.0	0	0
2011 BAL	2	0	0	1	1	0.0	0	0	0	0	0	0.0	0	0
2010 BAL	INACTIVE													
TOTAL	**9**	**5**	**11**	**11**	**22**	**1.0**	**0**	**0**	**2**	**0**	**0**	**0.0**	**0**	**0**

GETTING TO KNOW ARTHUR JONES

Favorite team and/or athlete outside of football: Jon "Bones" Jones #TEAMJones
Hobbies outside of football: Fishing and hunting
What is something interesting about you that most people may not know: I have five Presa Canarios (dogs)
Favorite food: Everything
Favorite vacation spot: Las Vegas
If you could have lunch with three people, living or dead, who would they be: Bruce Lee, Michael Jordan and T.I.
Favorite movie: *Taken*
What's the one thing you couldn't live without: My kids

94 NT ZACH KERR

6-2 • 334 • DELAWARE
NFL EXP: 3 (3rd Year with Colts)
HOW ACQUIRED: FA – 2014
BORN: 8/29/90
GP/GS (POSTSEASON): 24/4 (0/0)

CAREER TRANSACTIONS:

- Signed by the Colts as an undrafted free agent on May 16, 2014.

2015 (COLTS):

- Participated in 12 games (four starts) at defensive tackle and finished the year with 28 tackles (19 solo), 2.0 tackles for loss and one pass defensed.
- In a Week 13 loss at Pittsburgh (12/6), compiled three tackles and 1.0 tackle for loss.
- Made his first career NFL start at defensive tackle in a Week 14 loss at Jacksonville, but did not record a tackle.
- Started at defensive tackle in a Week 15 loss against Houston (12/20) and posted four tackles and one quarterback hit.
- In a Week 16 win at Miami (12/27), started at defensive tackle and established a single-game career-high five tackles while adding 1.0 tackle for loss and one pass defensed.

SINGLE-GAME HIGHS

TACKLES: 5, two times (Last: vs. TEN 1/3/16)
SACKS: 1.0, three times (Last: at NYG 11/3/14)
FF: 1 at NYG (11/3/14)
FR: 0
INT: 0
PD: 1 vs. CIN (10/19/14)

- Tied his single-game career-high with five tackles (three solo) in a regular season finale win against Tennessee (1/3/16).

2014 (COLTS):

- Saw action in 12 games as a rookie and compiled 21 tackles (16 solo), 3.0 sacks, one forced fumble and one pass defensed. Was inactive for all three postseason games.
- In the Week 1 regular season opener at Denver (9/7), saw extensive playing time at the nose tackle position in his first career NFL contest. Finished the

game with two tackles.
- Notched three tackles and 1.0 tackle for loss in a Week 3 victory at Jacksonville (9/21).
- In a Week 4 victory against Tennessee (9/28), posted two tackles and contributed with his first career sack in the third quarter. On the play, he corralled Charlie Whitehurst on a third down to force a punt.
- Totaled one tackle, 1.0 sack and one pass defensed against Cincinnati (10/19) in a Week 7 victory. The sack came in the fourth quarter on the Bengals last offensive play of the game to help complete the shutout. Was part of a defense that held the Bengals to 135 net yards in the shutout win.
- Finished with three tackles, 1.0 sack and his first career forced fumble in a Week 9 win at the New York Giants (11/3). Was part of a defense that limited the Giants to 89 rushing yards.
- Compiled three tackles in a Week 11 loss against New England (11/16).
- In a Week 15 win against Houston (12/14), finished the contest with three tackles. Was part of a Colts defense that limited the Texans to 289 net yards of offense.

COLLEGE:
- In 2013, finished his senior season at Delaware with 57 tackles (28 solo), 5.5 tackles for loss, 3.5 sacks, four passes defensed and two forced fumbles en route to First Team All-Colonial Athletic Association honors.
- Participated in the East-West Shrine game following his senior season.
- Earned Second Team All-CAA honors as a junior after starting all 11 games and leading a defensive front that ranked second in the conference in rushing defense (134.2 yards per game).
- Finished his junior season with 27 tackles (15 solo), 4.5 tackles for loss, 1.0 sack, one interception and two fumble recoveries.
- Played in 25 games over two seasons (2009-2010) at the University of Maryland and registered 23 tackles (eight solo).

PERSONAL:
- Played one season at Fork Union (Va.) Military Academy prep school and was ranked No. 42 nationally among prep school recruits by *Rivals.com*.
- Attended Quince Orchard High School in Gaithersburg, Md. and was named the 11th-ranked player in the state of Maryland by *Rivals.com*.
- Earned all-Met, all-county and all-state honors in both 2006 and 2007.
- In 2015, purchased Christmas gifts for young men in foster care volunteering for Trinity House.
- Participated in the Colts annual playground build as well as a Play 60 Challenge and a Shop With a Colt event.
- Along with the Colts defensive line, provided pizza, cookies, apparel and a room renovation at Trinity House.
- A native of Virginia Beach, Va.

CAREER REGULAR SEASON STATISTICS

Year	GP	GS	Solo	Asst.	Total	Sacks	PD	FF	FR	INT	Yds	Avg.	LG	TD
2015 IND	12	4	19	9	28	0.0	1	0	0	0	0	0.0	0	0
2014 IND	12	0	16	5	21	3.0	1	1	0	0	0	0.0	0	0
TOTAL	**24**	**4**	**35**	**14**	**49**	**3.0**	**2**	**1**	**0**	**0**	**0**	**0.0**	**0**	**0**

CAREER POSTSEASON STATISTICS

Year	GP	GS	Solo	Asst.	Total	Sacks	PD	FF	FR	INT	Yds	Avg.	LG	TD
2014 IND						INACTIVE								
TOTAL	**0**	**0**	**0**	**0**	**0**	**0.0**	**0**	**0**	**0**	**0**	**0**	**0.0**	**0**	**0**

GETTING TO KNOW ZACH KERR

Favorite team and/or athlete outside of football: Mike Tyson
Favorite musician and/or song: Notorious B.I.G.
Hobbies outside of football: Old school cars
Favorite food: Chicken/baked macaroni
If you could have lunch with two people, living or dead, who would they be: My father and Bob Marley

90 DE

KENDALL **LANGFORD**

6-6 • 305 • HAMPTON
NFL EXP: 9 (2nd Year with Colts)
HOW ACQUIRED: FA – 2015
BORN: 1/27/86
GP/GS (POSTSEASON): 128/106 (1/1)

CAREER TRANSACTIONS:

- Signed by the Colts as a free agent on March 10, 2015.
- Released by the St. Louis Rams on February 26, 2015.
- Signed as an unrestricted free agent by the Rams on March 17, 2012.
- Selected by the Miami Dolphins in the third round (66th overall) of the 2008 NFL Draft.

PRO CAREER:

- Has played in 128 games with 106 starts on the defensive line.
- His 128 consecutive games played is the longest active streak among NFL defensive linemen.
- In 2013, set single-game highs in sacks (2.0 vs. Tennessee 11/3) and tackles (eight at Houston 10/13). Also set a new single-season career-high in sacks in 2013 (5.0).

2015 (COLTS):

- In his first season with the Colts, started all 16 games at defensive end and registered 40 tackles (35 solo), 10.0 tackles for loss and three passes defensed. Set a career-high and tied for the team lead in sacks (7.0) with Robert Mathis.
- Started at defensive end in a Week 4 win against Jacksonville (10/4) and totaled two tackles, 1.0 sack and one pass defensed. He recorded his first sack as a member of the Colts and career sack number 16.5 when he dropped Blake Bortles for a nine-yard loss in the second quarter. The sack led to a punt.
- Posted two tackles, 1.0 sack and one quarterback hurry starting at defensive end in a Week 7 loss against New Orleans (10/25). Notched his second sack of the season when he dropped Drew Brees for a nine-yard loss in the third quarter to force a punt.
- Tallied seven solo tackles, notched the team's only sack and posted five quarterback hits starting at defensive end in a Week 9 victory against Denver (11/8). Tallied the team's lone sack of the game when he dropped Peyton Manning for a seven-yard loss in the fourth quarter.
- In a Week 11 win at Atlanta (11/22), started his 100th career game, but did not record a tackle.
- Started at defensive end in a Week 15 loss against Houston (12/20) and compiled four solo tackles and 1.0 sack. He dropped T.J. Yates for a seven-yard loss in the second quarter, which led to a punt. It was his fourth sack of the season and number 19.5 of his career.
- Totaled six tackles, 2.0 sacks and one pass defensed, starting at defensive end in a Week 16 win at Miami (12/27). His 2.0 sacks tied his single-game career-high and his 6.0 sacks in 2015 established a new season-best. Posted his fifth sack of the season when he dropped Ryan Tannehill for an eight-yard loss in the first quarter. He added his second quarterback takedown in the fourth quarter on Miami's last drive of the game.
- In a Week 17 victory against Tennessee (1/3/16) started at defensive end and posted two tackles, 1.0 sack and one pass defensed. Posted his lone sack of the game when he dropped Alex Tanney for nine-yard loss in the fourth quarter. The sack led to a Titans punt. He ended the season with 4.0 sacks in his last three games.

SINGLE-GAME HIGHS

TACKLES: 13 at MIN (10/28/07)
SACKS: 2.0, two times (Last: at MIA 12/27/15)
FF: 1, four times (Last: vs. DEN 10/23/11)
FR: 0
INT: 0
PD: 2 vs. NYJ (9/26/10)

2014 (RAMS):

- Had 51 tackles (22 solo) and 1.0 sack in 16 games played (four starts).
- Started at defensive tackle in a Week 2 contest at Tampa Bay (9/14) and finished with two tackles and half a sack.
- Notched three tackles against Seattle (10/19), at San Francisco (11/2) and the regular season finale at Seattle (12/28).
- Compiled half of a sack in the regular season finale at Seattle (12/28).

2013 (RAMS):

- Started 16 games and collected 69 tackles (42 solo), 5.0 sacks and three passes defensed.
- Recorded six tackles (two solo), including 1.0 tackle for loss against Arizona (9/8).
- Notched 1.0 sack, his first of the season, and

pushed his career sack total to 11.0 at Dallas (9/22). Also recorded three tackles (one solo) and three quarterback hurries.
- Recorded a season-high eight tackles (seven solo), including 1.0 tackle for loss at Houston (10/13).
- Recorded six tackles (three solo), including 1.0 tackle for loss at Carolina (10/20).
- Started at defensive tackle and notched a career-high 2.0 sacks to increase his season total to 3.0 and his career to 13.0 vs. Tennessee (11/3). Also added seven tackles (five solo), including 2.0 tackles for loss.
- Sacked quarterback Colin Kaepernick for a six-yard loss at San Francisco (12/1). Also added one solo tackle and one pass defensed in the game.
- Started at defensive tackle and recorded three tackles (one solo) with 1.0 sack to increase his single-season career-high (5.0) at Seattle (12/29).

2012 (RAMS):
- Finished first season in St. Louis with 57 tackles, 20 quarterback hurries and eight quarterback hits. Also had 2.0 sacks.
- Started at defensive tackle and recorded a season-high seven solo tackles at Chicago (9/23).
- Started at defensive tackle at San Francisco (11/11) and recorded seven tackles (four solo).
- Started at defensive tackle and recorded his first sack of the season at Buffalo (12/9). Also totaled three tackles (two solo).
- Started at defensive tackle recording two tackles with 1.0 sack for a loss of five yards at Tampa Bay (12/23).

2011 (DOLPHINS):
- Was a 12-game starter and recorded 20 tackles (15 solo).
- Tallied three tackles at San Diego (10/2).
- Registered two tackles including 1.0 tackle for a loss of six yards and a forced fumble against Denver (10/23).
- Tied a season-high with three tackles at the New York Giants (10/30).
- Had two solo tackles and one pass defensed against Buffalo (11/20).

2010 (DOLPHINS):
- Started all 16 regular season games and had 47 tackles, tying for third on the team in sacks (3.0).
- Had five tackles including 1.0 sack at Minnesota (9/19).
- Finished second on the team in tackles with six stops including 1.0 sack against New England (10/4).
- Collected four tackles and one sack-fumble at the New York Jets (12/12). The sack-fumble on quarterback Mark Sanchez was recovered by teammate Quentin Moses and led to the Dolphins only touchdown in the team's 10-6 victory.
- Tallied six tackles and one forced fumble that was recovered by teammate Paul Solia at New England (1/2/11).

2009 (DOLPHINS):
- Played in all 16 games for the second straight season, making 14 starts. Notched 43 tackles and 2.5 sacks.
- Registered four tackles, including 1.0 for an eight-yard loss at San Diego (9/27).
- Recorded one tackle and half a sack at Buffalo (11/29).
- Had three tackles, including 1.0 sack at Tennessee (12/20).
- Recorded a season-high six tackles against Pittsburgh (1/3/10).

2008 (DOLPHINS):
- Played in all 16 games with 13 starts. Tallied 31 tackles and 2.0 sacks in his rookie season.
- Made NFL debut against the New York Jets (9/7) and had three tackles, including a sack of quarterback Brett Favre for a seven-yard loss. Became the first Dolphin rookie to register a sack in a season opening game since Jason Taylor on Aug. 31, 1997 against Indianapolis.

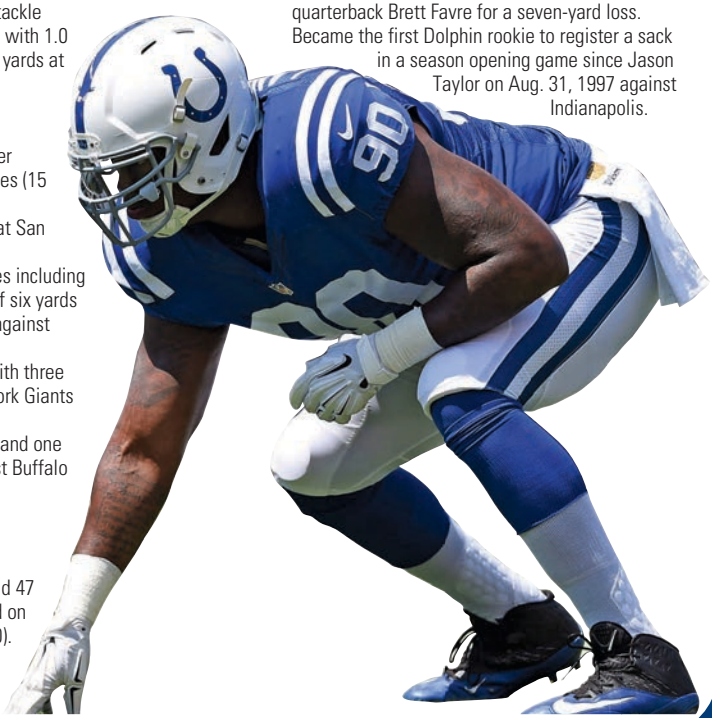

- Had two tackles and 1.0 sack at Arizona (9/14). He became the first Dolphin rookie to have a sack in each of his first two NFL games since they became an official statistic in 1982.
- At Denver (11/2), was part of a defensive line that helped limit the Broncos to 14 rushing yards, a Dolphin single-game team defensive record.
- Made his playoff debut in a starting role against Baltimore (1/4/09) in the AFC Wild Card Playoffs and had two tackles.

COLLEGE:

- Was a four-year letterman (2004-07) and three-year starter at Hampton.
- Named to the First-Team All-Mid-Eastern Athletic Conference as a sophomore, junior and senior, becoming the school's first defensive lineman to be named first-team all-conference in three consecutive seasons since former Dolphins defensive tackle Ike Readon (1987) was named All-CIAA from 1983-1985.
- Recorded 236 tackles (110 solo) with 23.5 sacks, 56.5 stops for loss and 39 quarterback hurries in his career. Also forced nine fumbles, one in which he recovered and ran back 30 yards for a touchdown, had five passes defensed, a 22-yard interception and return for a touchdown and five blocked kicks.
- Started 11 games at right defensive end as a senior in 2007 and led the team with 72 tackles (32 solo) and 12 quarterback hurries. Ranked second on the team with 6.0 sacks and 13.5 tackles for loss. Also forced two fumbles with one pass defensed.
- Played in the Senior Bowl and the East-West Shrine Game.
- Started all 12 games as a junior in 2006. Helped the school rank sixth in the nation in scoring defense (14.5 ppg). Led the team's defensive front with 55 tackles (32 solo) and 8.5 sacks. Also had 16.0 tackles for loss, eight quarterback hurries and two forced fumbles.
- Started all 12 games at left defensive end as a sophomore in 2005. Led a unit which ranked second in the nation in scoring defense. Finished second on the team with 65 tackles (31 solo) and tied for third with 4.5 sacks. His 15.5 tackles for loss led the team. Also registered 12 quarterback hurries, three forced fumbles, two passes defensed and two blocked kicks.
- Played in 12 games with three starts as a freshman in 2004 and received freshman All-America honors. Ranked sixth on the team with 44 tackles (15 solo) and finished second with 4.5 sacks and 11.5 tackles for loss. Also had seven quarterback hurries and forced two fumbles.

QUICK HITS

Currently has a streak of 128 consecutive games played. It is the longest active streak among NFL defensive linemen.

PERSONAL:

- Attended Petersburg (Va.) High School where he earned first-team all-district and second-team all-metro and all-region honors as a defensive lineman.
- Donated $1,000 and purchased Christmas gifts for young men in foster care while volunteering for Trinity House in 2015.
- Full name is Kendall Arkel Langford.
- Earned a degree in sports management from Hampton.
- A native of Petersburg, Va.

CAREER REGULAR SEASON STATISTICS

Year	GP	GS	Solo	Asst.	Total	Sacks	PD	FF	FR	INT	Yds	Avg.	LG	TD
2015 IND	16	16	35	5	40	7.0	3	0	0	0	0	0.0	0	0
2014 STL	16	4	22	29	51	1.0	0	0	0	0	0	0.0	0	0
2013 STL	16	16	42	27	69	5.0	4	0	0	0	0	0.0	0	0
2012 STL	16	16	27	30	57	2.0	2	0	0	0	0	0.0	0	0
2011 MIA	16	12	15	5	20	0.0	1	1	0	0	0	0.0	0	0
2010 MIA	16	16	33	14	47	3.0	4	2	0	0	0	0.0	0	0
2009 MIA	16	13	33	10	43	2.5	1	1	0	0	0	0.0	0	0
2008 MIA	16	13	25	6	31	2.0	3	0	0	0	0	0.0	0	0
TOTAL	**128**	**106**	**232**	**126**	**358**	**22.5**	**18**	**4**	**0**	**0**	**0**	**0.0**	**0**	**0**

CAREER POSTSEASON STATISTICS

Year	GP	GS	Solo	Asst.	Total	Sacks	PD	FF	FR	INT	Yds	Avg.	LG	TD
2008 MIA	1	1	2	0	2	0.0	0	0	0	0	0	0.0	0	0
TOTAL	**1**	**1**	**2**	**0**	**2**	**0.0**	**0**	**0**	**0**	**0**	**0**	**0.0**	**0**	**0**

GETTING TO KNOW KENDALL LANGFORD

Favorite team and/or athlete outside of football: Los Angeles Lakers/Kobe Bryant
Favorite musician and/or song: Jay-Z
Hobbies outside of football: Spending time with family/friends
Favorite food: Seafood
Favorite movie: *Bad Boys 2*
What's the one thing you couldn't live without: Family

12 QB

ANDREW **LUCK**

PRO BOWL 3 (2012-14)

6-4 • 240 • STANFORD

NFL EXP: 5 (5th Year with Colts)
HOW ACQUIRED: D1 – 2012 (1st overall)
BORN: 9/12/89
GP/GS (POSTSEASON): 55/55 (6/6)

CAREER TRANSACTIONS:

- Selected by the Colts in the first round (first overall) of the 2012 NFL Draft.

PRO CAREER:

- Named to three consecutive Pro Bowls following the 2012-14 seasons.
- Became the fifth quarterback since 1970 to record 30 victories in the first three seasons of a career. Tied Dan Marino and Matt Ryan (33) for the second-most wins among Super Bowl-era starting quarterbacks in their first three seasons.
- His 12,957 passing yards from 2012-14 are the most of any NFL player in his first three seasons and his 86 touchdown passes set a new franchise record and ranks second only to Pro Football Hall of Famer Dan Marino (98) for the most in a player's first three years.
- Joined Peyton Manning and Pro Football Hall of Famer Dan Marino as the only players to pass for 4,000 yards in two of their first three NFL seasons.
- Tied Ben Roethlisberger (22) for the second-most victories in a quarterback's first two seasons in the NFL since 1970. Also tied Matt Ryan for the second-most home wins (12) in a quarterback's first two seasons in the league.
- Surpassed Cam Newton (7,920) for the most passing yards by a quarterback in his first two NFL seasons and became the first quarterback in NFL history to throw for more than 8,000 yards in his first two seasons (8,196).
- Became the third-fastest player to reach 12,000 and 13,000 career passing yards in NFL history.
- Threw his 100th career touchdown pass in his 55th career game, which is tied for the fourth fastest quarterback to reach the milestone in NFL history.
- In 2014 set a new franchise record for the most passing yards in a single season (4,761) surpassing Peyton Manning's 2010 record of 4,700 yards.
- Joined Johnny Unitas (one) and Peyton Manning (six) as the only quarterbacks in franchise history to throw for 30-plus touchdowns in a single season (2014). Finished the year with 40 touchdowns, which ranks second in franchise history in a single season (Peyton Manning, 49 in 2004).
- Became the eighth player in NFL history to throw for 4,000 passing yards and 40 touchdowns in a single season in 2014.

SINGLE-GAME HIGHS

ATT: 55 at GB (10/7/12)
COMP: 35 at DEN (9/7/14)
YARDS: 433 vs. MIA (11/4/12)
TDS: 5 vs. WAS (11/30/14)
LG: 87t vs. NO (10/25/15)
RATING: 140.4 at JAX (9/21/14)
RUSH: 9 at TEN (11/14/13)
YARDS: 50 vs. JAX (9/23/12)
TDS: 2, two times (Last: vs. CLE 10/21/12)
LG: 29 at CIN (12/8/13)

- Posted 10 300-yard passing games in 2014 which set a single-season franchise record (Manning, nine in 2004).
- Established a franchise record with eight consecutive 300-yard passing games from Sept. 21 - Nov. 17, 2014.
- Became the first player in NFL history with at least 350 passing yards in five consecutive road contests from Sept. 7 - Nov. 3, 2014.
- Was the first player in NFL history to post consecutive games with at least 370 passing yards, four or more touchdown passes, a completion percentage above 70 percent and one or no interceptions (Sept. 21, 2014 at Jax - Sept. 28, 2014 vs. Ten).
- Established a career-high with five touchdown passes against Washington on Nov. 30, 2014 and became the first quarterback in franchise history to throw for two touchdowns of 70-plus yards in a single game.
- Totaled the second-most passing yards in franchise postseason history and the fifth-most in NFL postseason history with 443 in a Wild Card victory against Kansas City on Jan. 4, 2014. His four touchdown passes that game tied for the second-most in franchise postseason history. Led the Colts to the second-largest comeback in NFL postseason history after trailing by 28 points in the second half.
- Holds the NFL record for the most passing yards through a player's first five postseason games (1,703) and became the first player in NFL history to pass for 250-plus yards in each of his first five career playoff games.
- Recorded the most passing yards (4,374), attempts (627) and 300-yard passing games (six) by a rookie in NFL history.

- Recorded the second-most completions (339) and third-most passing touchdowns (23) by a rookie in NFL history.
- Broke the NFL single-game rookie record for passing yards (433) against Miami (11/4/12).
- Became the first quarterback selected No. 1 overall in the NFL Draft to start a postseason game as a rookie.
- Led the Colts to the most wins (11) by a No. 1 overall draft pick in his rookie season in NFL history.
- Became one-of-five quarterbacks since 1966 to win 10-or-more games in his rookie season.
- Recorded the most passing attempts (54) and second-most passing yards (288) by a rookie in a playoff game in the Colts AFC Wild Card contest at Baltimore (1/6/13).
- Became the first NFL rookie to throw two game-winning touchdown passes inside the two-minute warning of the fourth quarter in a single season.
- Has led the Colts to 14 game-winning drives in the fourth quarter or overtime since entering the league as a rookie in 2012.
- Was named AFC Offensive Player of the Month (November of 2014) after completing 88-of-144 passes for 1,280 yards, 12 touchdowns and two interceptions for a 112.0 passer rating. He led the Colts to a 3-1 record in the month. His touchdown total ranked tied for third in the NFL, while his passer rating ranked fifth and his passing yardage total ranked sixth.
- Has been named AFC Offensive Player of the Week on three occasions (2012 Week 9, 2013 Week 7 and 2014 Week 3).
- Earned FedEx Air NFL Player of the Week Honors following his 2012 Week 9 performance against Miami.
- Was named Pepsi MAX NFL Rookie of the Week on three occasions in 2012.

2015 (COLTS):

- Started seven games and was inactive for another nine contests due to injury. Completed 162-of-293 passes for 1,881 yards, 15 touchdowns and 12 interceptions for a 74.9 passer rating. Also totaled 33 carries for 196 yards.
- In a Week 1 loss at Buffalo (9/13), completed 26-of-49 passes for 243 yards, two touchdowns and two interceptions for a 63.6 passer rating. With 243 passing yards, he reached 13,000 for his career becoming the third fastest quarterback to reach that plateau. Only Kurt Warner and Matthew Stafford (46 games) reached the mark faster.
- Completed 21-of-37 passes for 250 yards, one touchdown and three interceptions for a 52.8 passer rating in a Week 2 loss against the New York Jets (9/21). His lone touchdown of the game came in the fourth quarter when he found wide receiver Donte Moncrief for a 26-yard score. The touchdown cut New York's lead to 10-7. With 21 completions, he tied Johnny Unitas (33) for the second-most 20-plus completion games in Colts history.
- In a Week 3 win at Tennessee (9/27), completed 18-of-30 passes for 260 yards, two touchdowns and two interceptions for an 82.6 passer rating. The game marked his 13th career fourth quarter or overtime game-winning drive. His two touchdowns marked his 30th career game with multiple touchdown passes. Completed 9-of-11 passes for 121 yards and two touchdowns in the fourth quarter.
- Was listed as inactive for a Week 4 victory against Jacksonville (10/4).
- Listed as inactive for a Week 5 win at Houston (10/8).
- Started at quarterback in a Week 6 loss against New England (10/18) and completed 30-of-50 passes for 312 yards and three touchdowns for a 98.1 passer rating. Also contributed with four rushes for 35 yards, including a career-long rush of 25 yards. Completed passes to 10 different receivers. The 312 passing yards signified his 20th career 300-yard passing game. With 30 completions, he passed Johnny Unitas (33) for the second-most 20-plus completion games in Colts history with 34.
- In a Week 7 loss against New Orleans (10/25), completed 23-of-44 passes for 333 yards, three touchdowns and two interceptions for an 81.0 passer rating. Tallied the team's first points of the game with an 87-yard touchdown pass to wide receiver T.Y. Hilton in the third quarter. The pass was the longest in his career and was the longest since Curtis Painter's 87-yard touchdown to Pierre Garcon on October 3, 2011 at Tampa Bay. The touchdown also marked the franchise's longest offensive score at home since

1975 (Bert Jones to Roger Carr, 90 yards). Found Hilton again on the team's next possession for a 46-yard score to cut New Orleans' lead to 27-14. At the 3:08 mark in the fourth quarter, hit Donte Moncrief for an eight-yard touchdown to bring the Colts within one possession. It marked the sixth time in his career he threw three-or-more touchdown passes in a second half/overtime. With 44 passing attempts, he reached 2,000 for his career becoming the third fastest quarterback to reach that mark (53 games). Matthew Stafford accomplished the feat in 49 games and Drew Bledsoe reached 2,000 attempts in 50 games.

- In a Week 8 overtime loss at Carolina (11/2), completed 23-of-47 passes for 231 yards, two touchdowns and three interceptions for a 50.9 passer rating. Found Andre Johnson for an 18-yard touchdown in the fourth quarter to cut Carolina's lead to 23-13 and followed with an eight-yard score to tight end Coby Fleener on the team's next possession. The touchdowns were the 98th and 99th of his career.
- Completed 21-of-36 passes for 252 yards and two touchdowns for a 98.4 passer rating in a Week 9 victory against Denver (11/8). Hit tight end Jack Doyle for a three-yard touchdown at the 7:12 mark in the second quarter to give the Colts a 17-0 lead. The score marked his 100th career touchdown pass tying him with Matthew Stafford for the fourth fastest (55 games) to reach the milestone in NFL history. Found Ahmad Bradshaw for an eight-yard touchdown in the fourth quarter to give the Colts a 24-17 lead.
- Was listed as inactive for a Week 11 win at Atlanta (11/22).
- Listed as inactive for a Week 12 victory against Tampa Bay (11/29).
- Was inactive for a Week 13 loss at Pittsburgh (12/6).
- Listed as inactive for a Week 14 loss at Jacksonville (12/13).
- Was inactive for a Week 15 loss against Houston (12/20).
- Listed as inactive for a Week 16 win at Miami (12/27).
- Was inactive for a Week 17 victory against Tennessee (1/3/16).

2014 (COLTS):

- Completed 380-of-616 passes for 4,761 yards (61.7 percent), 40 touchdowns and 16 interceptions for a 96.5 passer rating. Also contributed with 64 rushes for 273 yards and three touchdowns.
- Voted to his third consecutive Pro Bowl while earning AFC Offensive Player of the Month (November) and AFC Offensive Player of the Week (Week 3) honors.
- Became the fifth quarterback since 1970 to record 30 victories in the first three seasons of a career. Tied Dan Marino and Matt Ryan (33) for the second-most wins among Super Bowl-era starting quarterbacks in

QUICK HITS

Luck's 12,957 passing yards from 2012-14 are the most of any NFL player in his first three seasons and his 86 touchdown passes set a new franchise record and rank second only to Pro Football Hall of Famer Dan Marino (98) for the most in a player's first three years. Luck joined Peyton Manning and Marino as the only players to pass for 4,000 yards in two of their first three NFL seasons.

In 2014, Luck set a new franchise record for the most passing yards in a single season (4,761) surpassing Peyton Manning's 2010 record of 4,700 yards. Luck's passing total also contributed to a team single-season record of 6,506 net yards. Luck joined Johnny Unitas (one) and Manning (six) as the only quarterbacks in franchise history to throw for 30-plus touchdowns in a single season (2014), finishing the year with 40.

Luck posted 10 300-yard passing games in 2014 which set a single-season franchise record. He also established a franchise record with eight consecutive 300-yard passing games from Sept. 21 - Nov. 17, 2014.

In 2014, Luck became the first player in NFL history with at least 350 passing yards in five consecutive road contests from Sept. 7 - Nov. 3. He was also the first player in NFL history to post consecutive games with at least 370 passing yards, four or more touchdown passes, a completion percentage above 70 percent and one or no interceptions (Sept. 21 at Jax - Sept. 28 vs. Ten).

Luck holds the NFL record for the most passing yards through a player's first five postseason games (1,703) and became the first player in NFL history to pass for 250-plus yards in each of his first five career playoff games.

Luck led the Colts to the second-largest comeback in NFL postseason history after trailing by 28 points in the second half of an AFC Wild Card Playoff win against Kansas City on Jan. 4, 2014. He totaled the second-most passing yards in franchise postseason history and the fifth-most in NFL postseason history with 443. His four touchdown passes tied for the second-most in franchise postseason history.

In a Nov. 4, 2012 win against Miami, Luck broke the NFL single-game rookie record for passing yards with 433, topping Cam Newton's previous mark of 432. Luck also became the first quarterback selected No. 1 overall in the NFL Draft to start a postseason game as a rookie and led the Colts to the most wins (11) by a No. 1 overall draft pick in his rookie season in NFL history.

their first three seasons.

- His 12,957 passing yards are the most of any NFL player in his first three seasons and his 86 touchdown passes set a new franchise record and ranks second only to Pro Football Hall of Famer Dan Marino (98) for the most in a player's first three years.
- Joined Peyton Manning and Pro Football Hall of Famer Dan Marino as the only players to pass for 4,000 yards in two of their first three NFL seasons.
- Started at quarterback in the Week 1 regular season opener at Denver (9/7). Completed 35-of-53 passes for 370 yards, three touchdowns (two passing, one rushing) and two interceptions for an 83.1 passer rating. Established a single-game career-high with 35 completions and tied Bert Jones (20) for the third most 20-plus completion games in team history. His 53 passing attempts ranked tied for third for a single-game in his career and he passed Jim Harbaugh (1,230) for the sixth-most career attempts in Colts history. His 370 yards marked his 10th career 300-plus-yard game. With two passing touchdowns, he surpassed Earl Morrall (47) for the fifth-most in a career in franchise history with 48. Notched the team's first points of the season with his seven-yard rushing touchdown in the second quarter. The rushing touchdown was the 10th of his career. Added his first touchdown pass of the game with a 41-yard strike to tight end Dwayne Allen in the fourth quarter. He then found wide receiver Hakeem Nicks for a nine-yard score four minutes later. The passing touchdowns marked his 16th career game with multiple touchdown passes.
- Completed 20-of-34 passes for 172 yards, three touchdowns and one interception for an 89.3 passer rating, starting at quarterback in a Week 2 loss against Philadelphia (9/15). All three touchdown passes were of five yards or fewer, which tied for the most such touchdown passes in a game in his career. With his second touchdown pass of the game to tight end Jack Doyle, passed Jim Harbaugh (49) for the fourth-most touchdown passes in a career in franchise history.
- In a Week 3 victory at Jacksonville (9/21) completed 31-of-39 passes for 370 yards and four touchdowns for a career-best 140.4 passer rating. He also set a career-high in completion percentage (79.5 percent) while completing passes to nine different receivers in the game. Completed 22-of-27 passes for 244 yards and three touchdowns for a 141.4 passer rating in the first half. Threw for three first half touchdown passes for only the second time in his career (10/20/13 vs. Denver). His 244 passing yards in the first half was the third-highest total for a first half in his career. At one point in the first half, completed 13 consecutive passes until an incompletion to tight end Coby Fleener. With 31 completions, passed Jim Harbaugh (746) for the sixth-most career completions in Colts history. Joined Pro Football Hall of Famer Johnny Unitas as the only players in franchise history to complete at least 75 percent of his passes for 350 yards, four touchdowns and no interceptions in a game. Was named AFC Offensive Player of the Week for his performance.
- Completed 29-of-41 passes for 393 yards and four touchdowns in a Week 4 victory against Tennessee (9/28). Registered his fourth career game with four touchdown passes and set a franchise record for the most touchdown passes through the first four games of a regular season (13). The 393 passing yards marked his third-highest total for a single game (433 vs. Miami on 11/4/12). Completed passes to nine different receivers for the second consecutive week. Became the first player in NFL history to post consecutive games with at least 370 passing yards, four or more touchdown passes, a completion percentage above 70 percent and one or no interceptions.
- In a Week 5 win against Baltimore (10/5) completed 32-of-49 passes for 312 yards, one touchdown and two interceptions for a 72.8 passer rating. It was his 13th game with 300-plus passing yards and his ninth-straight game with at least one touchdown pass. With 312 yards, passed Jeff George (9,551) for the fifth-most career passing yards in franchise history. With his 32 completions, passed Jack Trudeau (812) for the fifth-most career completions in Colts history.
- Completed 25-of-44 passes for 370 yards and three touchdowns in a Week 6 victory at Houston (10/9). His 208 first quarter passing yards were the most for any player in the opening quarter of a game in the last five seasons. With 370 passing yards, he notched his fifth 300-yard performance in the past six games and his fourth such contest in a row. With 18 rushing yards, he passed Peyton Manning (722) for the fifth-most career rushing yards by a Colts quarterback in team history. With three passing touchdowns, he tied the franchise record for the most passing touchdowns through the first six games of a regular season. Became the first quarterback since Kurt Warner to win at least 13 of his first 15 NFL starts in division games.
- In a Week 7 shutout victory against Cincinnati (10/19), completed 27-of-42 passes for 344 yards and two touchdowns for a 105.7 passer rating. Recorded his fifth consecutive 300-plus yard passing outing (Weeks 3-7) and tied Peyton Manning's franchise record of consecutive 300-plus yard passing games, which was originally set in 2009 (Weeks 1-5). It was also his sixth 300-plus yard game of the year, which tied his single-season career-best set as a rookie in 2012. With 27 completions, he passed Jeff George (874) for the fourth-most career completions in team history.
- Completed 26-of-45 passes for 400 yards, three touchdowns and two interceptions for a 91.0

passer rating in a Week 8 loss at Pittsburgh (10/26). Registered his sixth consecutive 300-yard passing game, which set a new franchise record. With 400 passing yards, passed Pro Football Hall of Famer Dan Marino for the fourth-most passing yards through the first 40 games of a career in NFL history. The yardage total was his second-highest single-game total (433 vs. Miami on 11/4/12). It was also his ninth career game with three-or-more touchdown passes. With 45 passing attempts, surpassed Jeff George (1,532) for the fifth-most and Jack Trudeau (1,536) for the fourth-most career attempts in Colts history.

- In a Week 9 Monday Night Football win at the New York Giants (11/3), completed 25-of-46 passes for 354 yards and four touchdowns for a 108.4 passer rating. Joined Peyton Manning as the only quarterbacks in NFL history with at least 23 touchdown passes in each of their first three seasons. The four touchdowns marked his 10th career game with three-or-more touchdown passes and his fifth career game with four touchdown passes. Became the first player in NFL history with at least 350 passing yards in five consecutive road contests. With 354 passing yards, posted his seventh consecutive 300-yard passing outing. Joined Tom Brady, Drew Brees (twice) and Peyton Manning as the only players in NFL history with at least 3,000 passing yards in their team's first nine games to begin a season. His 3,085 yards are the second most in NFL history in a quarterback's first nine games. With 46 passing attempts, became the third player in NFL history with six consecutive games of 40-plus attempts.
- Completed 23-of-39 passes for 303 yards, two touchdowns and one interception for a 90.0 passer rating in a Week 11 loss against New England (11/16). With 303 yards, posted his eighth consecutive 300-yard passing outing. The streak ranks as the third longest in NFL history and is the only active streak of eight games or more. With 23 completions, Luck tied the second longest streak of consecutive games with 20-plus completions in franchise history.
- In a Week 12 victory against Jacksonville (11/23), completed 21-of-32 passes for 253 yards and one touchdown for a 100.1 passer rating. Found T.Y. Hilton for a 73-yard touchdown in the third quarter. The score gave the Colts a 20-3 lead. With 21 completions, took sole possession of second place in team history for the most consecutive games with 20-or-more completions (13). Finished 47 yards shy of a 300-yard passing outing, ending a streak of eight consecutive 300-yard games dating back to September, which ranks second in NFL history and first in Colts annals. Finished with eight rushes for 49 yards (6.1 avg.) with a long carry of 20 yards.
- Completed 19-of-27 passes for 370 yards, five touchdowns and one interception for a 137.0 passer rating in a Week 13 win against Washington (11/30). Was part of an offense that scored six touchdowns of 30-plus yards becoming the first team to accomplish the feat since the 1966 Washington Redskins. Became the fifth quarterback since 1970 to record 30 victories in the first three seasons of a career. He established a career-high with five touchdown passes, which tied for the third-most in a single game in team history. Became the first quarterback in franchise history to throw for two touchdowns of 70-plus yards in a single game. Found Coby Fleener for a 30-yard touchdown in the first quarter to give the team a 7-3 lead. Joined Johnny Unitas (one) and Peyton Manning (six) as the only quarterbacks in franchise history to throw for 30-plus touchdowns in a single season. On his 14th completion of the game in the third quarter, found Donte Moncrief for a 48-yard touchdown giving the Colts a 28-17 lead. He became the third-fastest player to reach 12,000 career passing yards in NFL history and tied Carson Palmer (78) for the fourth-most passing touchdowns in the first three seasons of a quarterback's career in NFL history. Set a career-long with a 79-yard pass to Moncrief, which went for his fifth touchdown of the game. On the play, reached 4,000 passing yards and joined Manning and Pro Football Hall of Famer Dan Marino as the only players to pass for 4,000 yards in two of their first three NFL seasons. Posted his 10th 300-yard passing game this season, which set a single-season franchise record (Manning, nine in 2004). With 19 completions, passed Andy Dalton (992) for the second-most completions in the first three seasons of a quarterback's career in NFL history. Finished with four touchdown passes of 30-plus yards and became only the second player in the last 10 years to accomplish the feat in a single game (Matt Flynn vs. Detroit 1/1/12).
- In a Week 14 victory at Cleveland (12/7), completed 24-of-53 passes for 294 yards, two touchdowns and two interceptions for a 59.8 passer rating. With the win, surpassed Andy Dalton (30) for sole possession of the fifth-most wins among Super Bowl-era starting quarterbacks in their first three seasons. With 294 yards, passed Peyton Manning (12,287) for the most passing yards in the first three seasons of a quarterback's career in NFL history. With 24 completions, he passed Manning (1,014) for the most completions in the first three seasons of a quarterback's career in NFL history. Opened the scoring for the Colts with his 11-yard rushing touchdown in the second quarter to tie the game at 7-7. It was the third rushing touchdown for Luck this season. Capped his 12th career game-winning drive after finding T.Y. Hilton for a one-yard touchdown reception with 32 seconds remaining in the fourth quarter. He threw his 500th passing attempt of the season in the first quarter has thrown 500-plus passing attempts in three consecutive seasons. Completed his 1,000th career pass when he found Coby Fleener for an 18-yard gain in the second quarter.

- Completed 18-of-34 passes for 187 yards, two touchdowns and one interception for a 76.5 passer rating in a Week 15 win against Houston (12/14). With the win, tied Joe Flacco (32) for the fourth-most wins among Super Bowl-era starting quarterbacks in their first three seasons. In addition, became the only quarterback since 1970 with three consecutive seasons of at least 10 wins in their first three years. On his first touchdown pass of the game, a 26-yard strike to Hakeem Nicks, recorded his 560th career passing attempt, which surpassed Drew Bledsoe (1,756) for the most attempts by a quarterback in their first three seasons in NFL history. Hit Dwayne Allen for a three-yard touchdown reception in the second quarter to give the Colts a 14-7 lead.
- In a Week 16 loss at Dallas (12/21), completed 15-of-22 passes for 109 yards and two interceptions for a 41.7 passer rating.
- Completed 10-of-16 passes for 160 yards and two touchdowns for a 135.4 passer rating in a Week 17 victory at Tennessee (12/28). With the win, tied Dan Marino and Matt Ryan (33) for the second-most wins among Super Bowl-era starting quarterbacks in their first three seasons. Opened the scoring in the first quarter with a seven-yard touchdown pass to tight end Coby Fleener. The score gave Indianapolis its first lead at the end of the first quarter dating back to a Week 13 home win against Washington. Found Reggie Wayne for an 80-yard completion in the second quarter setting up a Jack Doyle one-yard touchdown reception on the ensuing play. The completion was a new career-long as he set a new franchise record for the most passing yards in a single season (finishing with 4,761). On his second touchdown of the game he became the eighth player in NFL history to throw for 4,000 passing yards and 40 touchdowns in a single season. With his second touchdown pass of the game, passed Peyton Manning (85) for the most touchdowns in the first three seasons of a quarterback's career in Colts history.
- In the team's AFC Wild Card Playoff victory at Cincinnati (1/4/15), completed 31-of-44 passes for 376 yards and one touchdown for a 104.0 passer rating. His 376 passing yards are the second-most for a postseason game in his career and the sixth-most for a single postseason game in team history. His 31 completions are a postseason career-best and are tied for the second-most in a postseason game in Colts history. His 44 attempts are the second-most for a postseason game in his career and are tied for the sixth-most in a postseason single-game in team history. In his first four postseason games, has thrown more passes (184) and thrown for more yards (1,438) than any other player in league history, besting Dan Fouts (182) and Kurt Warner (1,428) who held the previous records. Threw for 219 yards in the first half, the most in the first half of a NFL Wild Card Playoff game since Peyton Manning's 361 yards against Denver in 2004. He threw his lone touchdown pass of the game in the third quarter, a 36-yard strike to Donte Moncrief, to give Indianapolis a 20-10 advantage. On the play, topped the 300-yard passing plateau and tied Jim Kelly, Warren Moon and Drew Brees for the second-longest streak of 300-yard games in NFL postseason history (three). He also recorded his 100th career postseason completion.
- Completed 27-of-43 passes for 265 yards, two touchdowns and two interceptions for a 76.2 passer rating in the team's AFC Divisional Playoff win at Denver (1/11/15).The game marked the sixth time in NFL history two quarterbacks selected No. 1 overall in the NFL Draft started against each other in a postseason game. Threw for 1,703 yards in his playoff career, which is the most by any player through their first five postseason games in NFL history (Kurt Warner, 1,644). With 265 passing yards, passed Johnny Unitas (1,663) for the second-most career passing yards in Colts postseason history. Following his 14th completion of the game in the second quarter, passed Unitas (120) for the second-most career completions in franchise postseason history. With 43 passing attempts, passed Unitas (226) for the second-most career attempts in Colts postseason history. Gave the Colts a 14-7 lead in the second quarter when he found Dwayne Allen for a three-yard touchdown. On the play, he passed Unitas (seven) for the second-most career touchdown passes in Colts postseason history. Found Hakeem Nicks for a 15-yard touchdown in the third quarter to give Indianapolis a 21-10 advantage. The score marked Luck's third career multiple-touchdown postseason game.
- In the team's AFC Championship Game loss at New England (1/18/15), completed 12-of-33 passes for 126 yards and two interceptions for a 23.0 passer rating.

2013 (COLTS):

- Started all 16 games at quarterback and completed 343-of-570 passes for 3,822 yards (60.2 percent), 23 touchdowns and nine interceptions for an 87.0 passer rating. Also contributed with 63 rushes for 377 yards and four touchdowns.
- Was named to the Pro Bowl for the second consecutive year.
- Earned AFC Offensive Player of the Week honors after a Week 7 performance against Denver.
- Surpassed Cam Newton (7,920) for the most passing yards by a quarterback in his first two NFL seasons and became the first quarterback in NFL history to throw for more than 8,000 yards in his first two seasons (8,196).
- Tied Ben Roethlisberger (22) for the second-most victories in a quarterback's first two seasons in the NFL since 1970. Also tied Matt Ryan for the second-most home wins (12) in a quarterback's first two seasons in the league.

- Finished the regular season opener against Oakland (9/8) having completed 18-of-23 passes for 178 yards and two touchdowns for a 127.9 passer rating. Opened the contest with 11 consecutive completions. Registered a 19-yard touchdown run in the fourth quarter, which gave the Colts a 21-17 lead and proved to be the game-winner. The rushing touchdown was the sixth of his career.
- Completed 25-of-43 passes for 321 yards, one touchdown and one interception for a 79.7 quarterback rating against Miami in Week 2 (9/15). With 43 attempts, passed Earl Morrall (676) for eighth place all-time on the Colts career passing attempts list. Tied Johnny Unitas, Bert Jones and Jeff George (eight) for 40-plus passing attempt games in franchise history. With 25 completions, also passed Morrall for eighth place in career completions (382) and tied George (seven) for the fourth-most 300-plus passing yardage games in team history. Attempted 165 passes dating back to last season before his first interception in the fourth quarter. It was the longest active streak in the NFL prior to the pick.
- Completed 17-of-26 passes for 159 yards while contributing with 24 rushing yards on four carries in a Week 3 victory at San Francisco (9/22). Without a touchdown pass against the 49ers, ended a streak of nine consecutive games with at least one touchdown pass. Finished the game having completed 7-of-7 passes on first downs. Posted his second rushing touchdown of the season when he found the end zone on a six-yard run in the fourth quarter. The rushing touchdown was the seventh of his career.
- Finished a Week 4 contest at Jacksonville (9/29) having completed 21-of-35 passes for 257 yards, two touchdowns and one interception for a 89.8 passer rating. Tied Pro Football Hall of Famer John Elway (14) for the most wins in his first 20 starts by a quarterback drafted No. 1 overall since the 1970 merger.
- In a Week 5 victory against Seattle (10/6), completed 16-of-29 passes for 229 yards and two touchdowns. The contest marked his ninth game-winning drive in the fourth quarter or overtime. Registered his 15th career game with 200-plus passing yards and his 11th career contest with multiple touchdown passes. Found wide receiver T.Y. Hilton for two touchdown receptions. The first came in the first quarter on a 73-yard connection. The second score came in the third quarter on a 29-yard catch. The 73-yard touchdown pass was the longest allowed by the Seahawks defense since Week 16 of the 2007 season. Led Indianapolis to 11 fourth-quarter points as the Colts came back from a 28-23 deficit. Became 15-6 as a starter and was the fastest quarterback drafted No. 1 overall since the 1970 merger to reach 15 wins (21 starts). The game was the first in league history in which both starting quarterbacks (Russell Wilson, Seattle) were second-year quarterbacks who started a playoff game as a rookie in the previous season.
- Started under center in a Week 6 loss at San Diego (10/14) and completed 18-of-30 passes for 202 yards and one interception for a 66.2 passer rating. Completed a long pass of 35 yards to wide receiver Reggie Wayne on the first play of the game.
- In a Week 7 win against Denver (10/20), completed 21-of-38 passes for 228 yards and four total touchdowns (three passing, one rushing) for a 99.5 quarterback rating. Was named AFC Offensive Player of the Week for his performance.
- Completed 18-of-40 passes for 271 yards, three touchdowns and no interceptions for a 92.8 passer rating in a Week 9 comeback victory at Houston (11/3). With 40 attempts, he tied Jack Trudeau (nine) for the second-most games reaching the plateau in Colts history. The contest marked his third career game with three-or-more touchdown passes. It was the first time in his career he reached the mark in consecutive games (Oct. 20 vs. Denver). The victory marked his 10th career game-winning drive in the fourth quarter or overtime and his third in 2013. It's the most by a quarterback in his first two years in the league dating back to the Super Bowl era. Luck and wide receiver T.Y. Hilton connected on three second half touchdowns en route to the victory. The first came on a 10-yard pass at the end of the third quarter to cut Houston's lead to 24-12 after a missed two-point conversion. The duo connected again for a 58-yard score in the fourth quarter followed by a nine-yard touchdown with four minutes remaining in the final stanza. The second touchdown pass marked the fifth connection of 50-plus yards between Luck and Hilton and the fourth touchdown connection of over 50 yards between the two.
- In a Week 10 loss against St. Louis (11/10), completed 29-of-47 passes for 353 yards, one touchdown and three interceptions for a 65.3 passer rating. Added four rushes for 17 yards. With 353 yards, tied Bert Jones (eight) for the third-most 300-plus passing yard games in Colts history. With 47 attempts, passed Jack Trudeau (nine) for the second-most games with 40-plus attempts in franchise history. Topped 94 career rushing attempts, which ranks seventh in franchise history among quarterbacks. With 17 rushing yards, passed Marty Domres (454) for the sixth-most career rushing yards by a quarterback in Colts history.
- Completed 23-of-36 passes for 232 yards and zero interceptions while adding nine carries for 31 yards and one touchdown in a Week 11 victory at Tennessee (11/14). Following a Daniel Herron fumble recovery on a Titans kickoff return in the third quarter, scrambled for an 11-yard touchdown to give the Colts a 20-17 advantage. The rushing touchdown was his fourth of the season and the ninth of his career. Improved the team's record to 7-0 when scoring a rushing touchdown. Completed at least one pass to eight different receivers and

completed his first eight passes for 66 yards to start the second half. With nine rushing attempts, passed George Shaw (98) for the sixth-most career rushing attempts by a quarterback in franchise history.

- In a Week 12 loss at Arizona (11/24), completed 20-of-39 passes for 163 yards, one touchdown and one interception for a 60.1 passer rating. Finished the game with 31 rushing yards and posted his longest career run in the fourth quarter with a 28-yard gain. With 163 passing yards, passed Jeff Garcia (6,822) for sixth place in NFL history for the most passing yards by a quarterback in their first two seasons in the league.
- Completed 17-of-32 passes for 200 yards and one interception for a 59.4 passer rating in a Week 13 victory against Tennessee (12/1). Added five rushes for 42 yards (8.4 avg.). With 200 passing yards, passed Drew Bledsoe (7,049) and Andy Dalton (7,067) for the fourth-most passing yards by a quarterback in his first two NFL seasons.
- In a Week 14 loss at Cincinnati (12/8), completed 29-of-46 passes for 326 yards, four touchdowns and zero interceptions for a 113.1 passer rating. With 326 yards, passed Dan Marino (7,294) for the third-most passing yards by an NFL quarterback in his first two seasons in the league. With 29 completions, passed Mike Pagel (587) for the seventh-most in team history. Also moved ahead of Mike Pagel (7,474) for the seventh-most passing yards in franchise history. Totaled his ninth 300-yard passing outing, which passed Bert Jones (eight) for the third-most in Colts history. Completed passes to seven different receivers in the first half of play and finished the game having completed passes to nine different players. In the third quarter, tallied a career-long 29-yard rush to give the Colts possession in the red zone. Indianapolis finished with a touchdown on the drive.
- Completed 19-of-32 passes for 180 yards, two touchdowns and one interception for an 82.8 passer rating in a Week 15 win against Houston (12/15). With the victory, tied Joe Flacco and Matt Ryan (20) for the fourth-most wins in a quarterback's first two seasons since 1970. Also became the sixth quarterback in the Super Bowl era to win at least 20 games in his first two years. Is the fifth quarterback in NFL history with at least 20 touchdown passes in each of his first two seasons.
- In a Week 16 victory at Kansas City (12/22), completed 26-of-37 passes for 241 yards and one touchdown for a 96.8 passer rating. Registered his fourth-highest first half passing total with 192 yards. With the victory, tied Dan Marino (21) for the third-most wins in a quarterback's first two NFL seasons since 1970. With 241 passing yards, passed Peyton Manning (7,874) for the second-most yards by a quarterback in his first two NFL seasons.
- Completed 26-of-37 passes for 282 yards and one touchdown for a 101.4 passer rating in a Week 17 victory against Jacksonville (12/29). With 282 yards, passed Cam Newton (7,920) for the most passing yards by a quarterback in his first two NFL seasons while becoming the first quarterback in NFL history to throw for more than 8,000 yards in his first two seasons in the league. With the victory, tied Ben Roethlisberger (22) for the second-most victories in a quarterback's first two seasons in the NFL since 1970.
- In his second career postseason start during the team's AFC Wild Card victory against Kansas City (1/4/14), completed 29-of-45 passes for 443 yards, four touchdowns and three interceptions for a 98.7 passer rating. Led the Colts to the second-largest comeback in NFL postseason history after trailing by 28 points in the second half. Was part of an offense that recorded 536 total net yards, which set a franchise record for a postseason game and tied for the ninth-most in NFL postseason history. The team also netted 436 passing yards, which was the second-most for a postseason game in franchise history. His 443 passing yards marked the fifth-highest total in an NFL postseason game and the second-most in franchise history (Peyton Manning, 458 yards vs. Denver on Jan. 9, 2005). His four touchdown passes tied for the 11th-most in an NFL postseason contest and tied for the second-most in franchise history. It also marked the third time in team history that a quarterback threw for four or more touchdowns in a postseason game. With 45 passing attempts, passed Earl Morrall (79) for the fourth-most passing attempts in Colts postseason history. With 29 completions, passed Morrall (37) for the fourth-most completions in Colts postseason history. With 443 yards, passed Morrall (667) for the fourth-most passing yards in franchise postseason history. With four touchdowns, passed Morrall and Jack Trudeau (two) for the fourth-most touchdown passes in Colts postseason history. His 45 rushing yards were the second-most in a playoff game by a Colts quarterback (48, Jim Harbaugh on Jan. 7, 1996). Became the first player in NFL history to record a passing touchdown and a fumble recovery for a touchdown in the same game in postseason history. Including the playoffs, won seven career games after trailing by double-digits, the most such wins in the NFL since the start of the 2012 season.
- Completed 20-of-41 passes for 331 yards, two touchdowns and four interceptions for a 53.0 passer rating in the team's AFC Divisional Playoff loss at New England (1/11/14). With 41 passing attempts, passed Jim Harbaugh (119) for the third-most attempts in Colts postseason history. Also passed Harbaugh (61) for the third-most completions in franchise postseason history and the third-most touchdowns in team postseason history.

2012 (COLTS):

- Started all 16 games in his rookie season. Was 339-of-627 passing for an NFL rookie record 4,374 yards, 23 touchdowns and 18 interceptions. Added 255 rushing yards on 62 carries and a club quarterback

record five rushing touchdowns.

- In his first career NFL start at Chicago (9/9), completed 23-of-45 passes for 309 yards, one touchdown and three interceptions for a 52.9 quarterback rating. His 309 passing yards is the highest total by a Colts rookie quarterback in their franchise debut.
- Against the Vikings (9/16), completed 20-of-31 passes for 224 yards and two touchdowns for a 107.5 quarterback rating. Engineered two two-minute scoring drives. The first came at the end of the second quarter when he hit wide receiver Reggie Wayne for a 30-yard touchdown reception. The second came with 31 seconds remaining in the fourth quarter when he drove the team 40 yards to set up Adam Vinatieri's game-winning 53-yard field goal.
- Completed 22-of-46 passes for 313 yards, two touchdowns and one interception in the team's loss against Jacksonville (9/23).
- Set season highs in completions (31) and attempts (55) while throwing for 362 yards and three total touchdowns (two passing, one rushing) against Green Bay (10/7). Led the team back from an 18-point deficit to capture a 30-27 victory, becoming the first rookie quarterback to accomplish the feat since Detroit's Matthew Stafford in 2009. Became the Colts' first rookie quarterback since Bert Jones in 1973 to throw a touchdown pass in each of his first four career games. Became the first rookie in NFL history to pass for 1,200-plus yards (1,208) and record at least two wins in his team's first four games. Joined Carolina quarterback Cam Newton as the only players in NFL history to pass for at least 300 yards in three of their first four career games.
- Completed 22-of-44 passes for 280 yards and two interceptions in a loss at the New York Jets (10/14).
- Completed 16-of-29 passes for 186 yards and added two rushing touchdowns in a victory over Cleveland (10/21) in Week 7. Became the third quarterback in franchise history and the first since 1988 to rush for two touchdowns in a single game.
- Completed 26-of-38 passes for 297 yards, one touchdown and one interception for an 89.5 quarterback rating in a 19-13 overtime victory at Tennessee (10/28). Threw the game-winning 16-yard touchdown pass to running back Vick Ballard in overtime to seal the victory.
- Finished with a career day as he completed 30-of-48 passes for 433 yards and two touchdowns for a 105.6 quarterback rating against Miami (11/4). His 433 yards set a new NFL record for passing yards by a rookie quarterback in a single game and topped his rookie franchise record for single game passing yards (362 vs. Green Bay on Oct. 7, 2012). Became the second rookie in NFL history to record four 300-yard passing games (Peyton Manning, 1998). His 433 passing yards marked the third-highest total in a single game in franchise history. His first half passing total of 273 yards was the fourth-highest total in franchise history for a first half (Peyton Manning, 324 vs. Buffalo on Sept. 23, 2001). Luck also became the second player in the NFL with 270-plus passing yards in the first half (Drew Brees, 314 in Week 7 vs. Tampa Bay) at that time in the season. He threw two touchdown passes, his first to Reggie Wayne (nine yards) in the first quarter and the second, a 36-yard touchdown to fellow rookie T.Y. Hilton in the third quarter.
- Threw for 227 yards on 18-of-26 passing in an NFL Network Thursday Night Football victory at Jacksonville (11/8).
- Completed 27-of-50 passes for 334 yards, two touchdowns and three interceptions at New England (11/18). With 334 yards, he became the first rookie quarterback in NFL history to register five 300-yard passing outings in his first season, topping Peyton Manning's record of four, which was set in 1998.
- Completed 20-of-37 passes for 240 yards, one touchdown and one interception for a 71.9 quarterback rating vs. Buffalo (11/25). With the win, he tied Sam Bradford for the most wins (seven) by a quarterback drafted No. 1 overall since 1970. Luck became the second rookie quarterback in Colts history to throw for 3,000-plus yards in their first season, and with 449 passing attempts, passed Jack Trudeau (417) for the second-most in a season by a rookie in team history.
- Finished the game having completed 24-of-54 passes for 391 yards, four touchdowns and three interceptions for a 70.8 passer rating at Detroit (12/2). With the win, he surpassed Sam Bradford (seven) to become the first rookie quarterback drafted No. 1 overall to record eight victories since 1966. With 3,596 passing yards, he passed Andy Dalton (3,398 in 2011), Matt Ryan (3,440 in 2008) and Sam Bradford (3,512 in 2010) for the third-most passing yards by a rookie in NFL history. Luck also totaled his sixth 300-yard passing game of the season, which improved his current rookie record. Luck's four touchdown passes set a career-high. His passing attempt total was the second-highest in 2012 (55 vs. Green Bay, 10/7). Luck and Seattle quarterback Russell Wilson were the first pair of NFL rookie quarterbacks with a game-winning touchdown pass in the final minute of the fourth quarter or overtime on the same day. The two joined Tim Couch and Matthew Stafford as the only rookies to throw a game-winning touchdown pass with 0:00 on the clock since 1970.
- Finished the game having completed 16-of-34 passes for 196 yards and one touchdown against Tennessee (12/9). With 196 yards, he set a new franchise record (3,792) for passing yards by a rookie, topping Peyton Manning's mark of 3,739 yards. With the Colts victory, he got credit for his sixth fourth quarter/overtime game-winning drive for the Colts, which is the most by a rookie since the AFL/NFL merger. He surpassed Vince Young (2006 Titans) and Ben Roethlisberger (2004 Steelers) who each had five.

- Completed 13-of-27 passes for 186 yards and two touchdowns for a 95.6 passer rating at Houston (12/16). Found wide receiver T.Y. Hilton on a 61-yard touchdown in the second quarter for the team's first touchdown of the game. The score marked Luck's sixth touchdown pass of 30-or-more yards and fourth touchdown pass of 40 yards or more.
- Completed 17-of-35 passes for 205 yards and one touchdown in a victory over Kansas City (12/23). With 205 yards, he set a new NFL record for passing yards by a rookie quarterback, topping Cam Newton's mark (4,051), which was set in 2011. Notched his seventh game-winning drive in the fourth quarter or overtime, which tied an NFL record (previously done on six occasions). He also broke Chris Chandler's franchise rookie record for wins in a season (10). With 35 passing attempts, Luck set a new NFL record for passing attempts by a rookie quarterback (topping Sam Bradford's record of 590). He also passed Peyton Manning (575) for the most in a season by a rookie quarterback in Colts history. Pieced together the team's first touchdown drive of the game in the fourth quarter when the Colts drove 73 yards in 13 plays, capped by a Reggie Wayne seven-yard touchdown.
- Completed 14-of-28 passes for 191 yards and two touchdowns in the team's victory over the Texans (12/30). With his first two completions in the first quarter, Luck set a new franchise record for completions by a rookie quarterback (327), topping Peyton Manning's old mark of 326 in 1998. Found wide receiver T.Y. Hilton for a 70-yard touchdown reception in the fourth quarter. The pass and reception both marked career longs for Luck and Hilton. Luck finished the regular season with 23 touchdown passes and surpassed Charlie Conerly (22) for the third-most touchdown passes by a rookie quarterback in NFL history. Finished the season having won 11 games as a starter and joined Ben Roethlisberger (13), Joe Flacco (11), Matt Ryan (11) and Russell Wilson (11) as the only starting rookie quarterbacks in the Super Bowl era (since 1966) to win at least 11 games. Luck's 11 victories give him the most by a quarterback drafted No. 1 overall in his rookie season in NFL history. Sam Bradford held the previous record of seven wins in his rookie season with the St. Louis Rams in 2010.
- Completed 28-of-54 passes for 288 yards in the team's AFC Wild Card Playoff loss at Baltimore (1/6/13) and became the first quarterback selected No. 1 overall to start a postseason game as a rookie. Compiled the second-most passing yards by a rookie quarterback in a playoff game, set an NFL record for passing attempts by a rookie quarterback in a single postseason game and set a franchise record for passing attempts by a quarterback in a postseason game.

COLLEGE:

- Started all 38 games he played in at Stanford, completing 713-of-1,064 passes (67.0 percent) for 9,430 yards, 82 touchdowns and 22 interceptions, as he set school career records for touchdown passes and pass completion percentage.
- Was a two-time Heisman Trophy finalist in 2010 and 2011.
- Named the Maxwell Award Winner for the National Collegiate Player of the Year, the Walter Camp Football Foundation Player of the Year and the Pac-12 Conference Player of the Year following the 2010 and 2011 seasons. Was also the recipient of the Johnny Unitas Golden Arm Trophy and named the Capital One Academic All-America of the Year by CoSIDA in 2011.
- Finished his collegiate career at Stanford with 31 victories as a starter, then the most ever attained by a Cardinal quarterback. His winning percentage (81.5) is the best in school history.
- Helped lead Stanford to 29 consecutive weeks in The Associated Press Top 25 poll, including 22 consecutive weeks in the Top 10.
- Quarterbacked three of the most prolific offensive teams in school history, by helping Stanford amass 461 points in 2009 as a freshman, a school-record 524 points as a sophomore and 561 points as a junior, the seventh-highest total in the nation.
- With 82 career touchdown passes, left school ranked fourth in Pac-12 Conference history. His career-high 37 scoring strikes as a junior are surpassed by only Southern California's Matt Leinart (38 in 2003) for the Pac-12 Conference season record.
- Earned the top two spots on the Stanford season record chart with 37 touchdown passes in 2011 and 32 connections in 2010.
- Finished second in school annals behind Steve Stenstrom (10,531 yards; 1991-94) for the most passing yardage for a career, and his pass attempts (1,064) and completions (713) both placed fourth in school history.
- Holds the second and third positions in the Stanford season record book with passing yardage figures of 3,517 yards as a junior and 3,338 yards as a sophomore, topped by only Steve Stenstrom's 3,627 yards in 1993.
- Completed 288 attempts in 2011 to rank behind only Stenstrom's 1993 total of 300 while his 2010 figure of 263 completions rank fourth on the Cardinal annual record chart.
- The first Cardinal to amass over 10,000 yards in total offense (10,387), establishing a new Stanford record and finishing sixth in Pac-12 history.
- Accounted for 3,791 total yards in 2010 and 3,667 in 2011 to earn the top two positions on the Cardinal season record list.
- Threw for over 300 yards in eight contests during his collegiate career, the fourth-best total by a Stanford passer.
- Became the first Stanford player to throw for at least four scores more than twice in a season.
- Holds the school career record for quarterbacks with

957 rushing yards. Set the season rushing record for a quarterback in 2010 with 453 yards and also ranks third on the list with 354 yards on the ground in 2009.
- Was named to the Pac-12 Conference All-Century Team.

PERSONAL:
- Attended Stratford High School in Houston.
- Finished his prep career with 7,139 yards and 53 touchdowns on 488-of-824 passing (59.2 percent) while also adding 2,085 rushing yards in three seasons.
- As a senior, completed 196-of-338 pass attempts for 2,684 yards and 19 touchdowns and rushed for 671 yards. Earned Second Team All-Texas honors for Class 5A.
- Was an All-America selection by *SuperPrep* and listed as the nation's seventh-best quarterback by the publication in 2007.
- Threw for 2,926 yards and 27 touchdowns on 176-of-257 passing and rushed for 714 yards in his junior season.
- Named the 19-5A District MVP and was a *Rivals.com* All-America pick in 2006.
- Totaled 1,529 yards and seven touchdowns through the air on 116-of-229 passing as a sophomore, adding 700 rushing yards.
- Served as the co-valedictorian of his high school's graduation class of 2008.
- Is the spokesperson for Riley Hospital Change the Play, which encourages kids to challenge themselves to make better choices when it comes to food and exercise.
- Started the Andrew Luck Book Club in April of 2016. Luck periodically recommends a book for younger readers and a book for adult readers and then hosts a live Q&A via social media to discuss the readings. The club lives on AndrewLuckBookClub.com and @ALBookClub on Twitter.
- Participated in the Community Tuesday caroling event at Riley Hospital to spread cheer during the holidays.
- Serves as a board member for the Indy Public Safety Foundation.
- Serves as a co-spokesperson for the "COLTSTRONG, LIBRARYSTRONG" campaign for the Indianapolis Library.
- Hosted an NFL PLAY 60 event with Indianapolis Public School students.
- Co-hosted the 12th Man Leukemia Jam, an event to benefit the Leukemia and Lymphoma society.
- Donates tickets as a Colts Community Ticket Block Sponsor.
- Was a participant in the CHUCKSTRONG Tailgate Gala where he threw touchdown passes to raise money.
- Participated in the 2015 Winter USO Tour.
- At Stanford, carried a 3.48 cumulative grade point average as an architectural design major.
- Son of former Houston Oiler and West Virginia quarterback Oliver Luck.

CAREER REGULAR SEASON STATISTICS

			PASSING								RUSHING				
Year	GP	GS	Att.	Comp.	Yards	Pct.	Yds/Att.	TD	INT	LG	No.	Yards	Avg.	LG	TD
2015 IND	7	7	293	162	1,881	55.3%	6.4	15	12	87t	33	196	5.9	25	0
2014 IND	16	16	616	380	4,761	61.7%	7.7	40	16	80	64	273	4.3	20	3
2013 IND	16	16	570	343	3,822	60.2%	6.7	23	9	73t	63	377	6.0	29	4
2012 IND	16	16	627	339	4,374	54.1%	7.0	23	18	70t	62	255	4.1	19	5
TOTAL	**55**	**55**	**2,106**	**1,224**	**14,838**	**58.1%**	**7.0**	**101**	**55**	**87t**	**222**	**1,101**	**5.0**	**29**	**12**

CAREER POSTSEASON STATISTICS

			PASSING								RUSHING				
Year	GP	GS	Att.	Comp.	Yards	Pct.	Yds/Att.	TD	INT	LG	No.	Yards	Avg.	LG	TD
2014 IND	3	3	120	70	767	58.3%	6.4	3	4	45	8	57	7.1	20	0
2013 IND	2	2	86	49	774	57.0%	9.0	6	7	64t	8	50	6.3	21	0
2012 IND	1	1	54	28	288	51.9%	5.3	0	1	25	4	35	8.8	18	0
TOTAL	**6**	**6**	**260**	**147**	**1,829**	**56.5%**	**7.0**	**9**	**12**	**64t**	**20**	**142**	**7.1**	**21**	**0**

GETTING TO KNOW ANDREW LUCK

Favorite team and/or athlete outside of football: USA Soccer
Favorite musician and/or song: AWOLNATION
Hobbies outside of football: Reading, ping pong and traveling
Favorite food: Indiana tomatoes
Favorite vacation spot: Europe

68 DT

RICKY **LUMPKIN**

6-3 • 300 • KENTUCKY
NFL EXP: 1 (1st Year with Colts)
HOW ACQUIRED: FA – 2016
BORN: 9/7/88
GP/GS (POSTSEASON): 7/0 (0/0)

SINGLE-GAME HIGHS

TACKLES: 5 at KC (12/14/14)
SACKS: 1.0 at KC (12/14/14)
FF: 0
FR: 0
INT: 0
PD: 0

CAREER TRANSACTIONS:

- Signed by the Indianapolis Colts to a reserve/future contract on January 19, 2016.
- Waived by the Oakland Raiders on September 5, 2015.
- Signed by Oakland to the active roster from the practice squad on November 26, 2014.
- Signed by the Raiders to the practice squad on September 1, 2014.
- Waived by Oakland on August 30, 2014.
- Signed by the Raiders to the active roster from the practice squad on December 14, 2013.
- Signed by Oakland to the practice squad on November 20, 2013.
- Waived by the Arizona Cardinals on September 6, 2013.
- Signed by the Cardinals to a reserve/future contract on January 11, 2013.
- Signed by Arizona to the practice squad on December 19, 2012.
- Waived by the Cardinals on December 17, 2012.
- Signed by Arizona to the active roster from the practice squad on December 15, 2012.
- Signed by the Cardinals to the practice squad on September 3, 2012.
- Waived by Arizona on August 31, 2012.
- Signed by the Cardinals to a reserve/future contract on January 3, 2012.
- Signed by Arizona to the practice squad on November 22, 2011.
- Released from the Cardinals practice squad on November 1, 2011.
- Signed by Arizona to the practice squad on September 4, 2011.
- Waived by the Cardinals on September 2, 2011.
- Signed by Arizona as an undrafted free agent on July 27, 2011.

2015:

- Did not see action in the NFL in 2015.

2014 (RAIDERS):

- Appeared in the final five games of the season after being promoted from the practice squad on November 26.
- Tallied nine tackles (six solo), 1.0 sack and one quarterback hit.
- Established a career-high with five tackles (four solo), including 1.0 sack in a Week 15 loss at Kansas City (12/14). Notched his first career sack when he dropped Alex Smith for a two-yard loss in the third quarter.
- Totaled three tackles (two solo) in a Week 16 win at home against Buffalo (12/21).
- In a Week 17 loss at Denver (12/28), assisted on one tackle.

2013 (RAIDERS):

- Made his Raiders debut in a Week 15 loss at home against Kansas City (12/15), but did not record a tackle.

2012 (CARDINALS):

- Appeared in one game and recorded one tackle, having spent the first 13 weeks on the Cardinals practice squad.
- Notched one tackle in his NFL debut in a Week 15 win against Detroit (12/16).

2011 (CARDINALS):

- Spent most of the season on Arizona's practice squad.

COLLEGE:

- Attended the University of Kentucky where he appeared in 44 career games (29 starts) and finished his collegiate career with 82 tackles, 3.0 sacks, 12.5 tackles for a loss and one fumble recovery.
- He started all 13 games as a senior, totaling 21 tackles, 1.0 sack and 5.5 tackles for a loss.
- In 2009 as a junior, had his most productive season notching 26 tackles.
- As a sophomore, appeared in 11 games making two starts while recording 17 tackles, 1.0 sack and 3.5 tackles for a loss.
- Appeared in seven games (one start) as a redshirt

freshman in 2007 tallying 18 tackles, 2.0 tackles for a loss and 1.0 sack despite missing six games with a hip injury.

PERSONAL:
- Attended Kenwood High School in Clarksville, Tenn. and was named "Mr. Football" for Class AAAA in Tennessee following his senior season where he totaled 101 tackles, 35.0 tackles for loss, 10.0 sacks, four forced fumbles, one fumble recovery and five passes defensed.
- Earned all-state and All-Middle Tennessee honors.
- Was a two-time all-region and all-area selection.
- Working with the American Diabetes Association, helped raise awareness of diabetes through the 2015 Team Tackle event.
- Earned his degree in communications and leadership development at Kentucky.
- A native of Mount Holly, N.J.

CAREER REGULAR SEASON STATISTICS

Year	GP	GS	Solo	Asst.	Total	Sacks	PD	FF	FR	INT	Yds	Avg.	LG	TD
2015	0	0	0	0	0	0.0	0	0	0	0	0	0.0	0	0
2014 OAK	5	0	6	3	9	1.0	0	0	0	0	0	0.0	0	0
2013 OAK	1	0	0	0	0	0.0	0	0	0	0	0	0.0	0	0
2012 ARI	1	0	1	0	1	0.0	0	0	0	0	0	0.0	0	0
2011 ARI	PRACTICE SQUAD													
TOTAL	**7**	**0**	**7**	**3**	**10**	**1.0**	**0**	**0**	**0**	**0**	**0**	**0.0**	**0**	**0**

GETTING TO KNOW RICKY LUMPKIN

Favorite team and/or athlete outside of football: Chicago Blackhawks and Andrew Shaw
Favorite musician and/or song: Yo Gotti and Darius Rucker
Hobbies outside of football: Playing with my family and streaming on twitch
What is something interesting about you that most people may not know: I enjoy playing eSports
Favorite food: Breakfast burrito
Favorite vacation spot: Arizona
If you could have lunch with three people, living or dead, who would they be: My mom, my dad and Abraham Lincoln
Favorite movie: *Ender's Game*
What's the one thing you couldn't live without: My wife

98 OLB ROBERT MATHIS

PRO BOWL 6 (2008-13)

6-2 • 245 • ALABAMA A&M
NFL EXP: 14 (14th Year with Colts)
HOW ACQUIRED: D5 – 2003 (138th overall)
BORN: 2/26/81
GP/GS (POSTSEASON): 178/109 (18/11)

CAREER TRANSACTIONS:
- Selected by the Colts in the fifth round (138th overall) of the 2003 NFL Draft.

PRO CAREER:
- Named to six consecutive Pro Bowls (2008-2013).
- Voted a 2013 Associated Press and *Sporting News* First Team NFL All-Pro selection for the first time in his career.
- In 2013, won the inaugural Deacon Jones Award as the NFL's sack leader with 19.5. Became the second member in Colts history to lead the league in sacks (Dwight Freeney, 2004).
- Was named to the 2013 PFWA All-NFL and All-AFC teams.
- Named NFL 101 AFC Defensive Player of the Year in 2013.

SINGLE-GAME HIGHS

TACKLES: 10 vs. WAS (10/22/06)
SACKS: 3.0, three times (Last: at JAX 9/29/13)
FF: 3 vs. HOU (11/14/04)
FR: 1, 15 times (Last: at JAX 12/13/15)
INT: 1 at DET (12/2/12)
PD: 2 at NE (11/5/06)

- Became the franchise all-time sack leader and single season sack leader with his sack against Houston on Dec. 15, 2013. Following his multiple-sack game against Jacksonville on Dec. 29, 2013, set a team single-season record for sacks with 19.5.
- Named the team's recipient of the 2011 Ed Block Courage Award.
- Became the 30th player in NFL history to total 100.0

career sacks following a 2.0-sack performance in a victory against Seattle (Oct. 6, 2013).
- Established a new NFL record with his 40th career sack-forced fumble during a Week 12 meeting at Arizona on Nov. 24, 2013. Topped Jason Taylor's previous record of 39. Now has 44 career sack-forced fumbles.
- Has five career 10.0-plus sack seasons.
- Has compiled a franchise record 29 multiple-sack contests and three career 3.0-plus sack games.
- Set a franchise record for the most multiple-sack games in a single season with seven in 2013.
- Compiled a string of four-straight multiple-sack games in 2013 (vs. Miami (9/15, 2.0), at San Francisco (9/22, 1.5), at Jacksonville (9/29, 3.0) and vs. Seattle (10/6, 2.0)).
- In 2005, set an NFL record with sacks in eight consecutive games to start a season. His streak of eight games ranks as the second-longest in club history (Dwight Freeney, nine).
- Also had a streak of eight consecutive games with a sack spanning the last two games of 2011 and the first six games of the 2012 season.
- Along with Dwight Freeney, became the first defensive end tandem since 1970 from the same team to be named to three consecutive Pro Bowls.
- Mathis and Freeney had 10.0-plus sacks each in 2004, 2005, 2008 and 2010, surpassing Reggie White and Clyde Simmons for the most seasons of 10.0-plus sacks each by teammates in NFL history.
- Mathis and Freeney combined for 21.0 sacks in 2010, the fifth time they topped 20.0 sacks as a duo (26.5, 2004; 22.5, 2005; 22.0, 2008; 23.0, 2009).
- Named AFC Defensive Player of the Week on four occasions (2005, 2008, 2011, 2015) and AFC Defensive Player of the Month four times (November 2009, September 2010, October 2013 and December 2013).

2015 (COLTS):
- Started in 10-of-15 contests at RUSH linebacker and was inactive for the regular season opener at Buffalo. Finished the year with 24 tackles (19 solo), 7.0 tackles for loss, one forced fumble and one fumble recovery, which he returned for a touchdown in a Week 14 loss at Jacksonville. Also tied for the team lead with 7.0 sacks.
- In a Week 3 win at Tennessee (9/27), notched one tackle and 1.0 sack.
- Made his first start of the season and the 100th start of his career at RUSH linebacker in a Week 7 loss against New Orleans (10/25). Finished with two tackles and 1.0 sack. Logged his second sack of the season when he dropped Drew Brees for a five-yard loss on New Orleans' opening offensive possession. The sack led to a punt.
- In a Week 8 overtime loss at Carolina (11/2), started at RUSH linebacker and finished with four tackles, 2.0 sacks and two quarterback hurries. He tallied his third sack of the season when he brought down Cam Newton for a seven-yard loss in the fourth quarter. Added his second quarterback takedown in the overtime period to give him 4.0 on the year and 115.0 for his career.
- In a Week 14 loss at Jacksonville (12/13), contributed with his second career touchdown on a Jaguars fumbled snap in the second quarter. He recovered the ball in the end zone to give the Colts a 13-3 lead. It marked the fourth defensive touchdown for the team in 2015.
- Totaled three tackles, 1.0 sack and one forced fumble starting at RUSH linebacker in a Week 15 loss against Houston (12/20). Notched his fifth sack of the season and forced a fumble on the play in the third quarter. The ball was recovered by the Texans and led to a punt. It was his 116th career sack. He also improved his NFL record with his 44th career sack-forced fumble.
- Started at RUSH linebacker in a Week 16 win at Miami (12/27) and compiled five tackles (four solo) and 2.0 sacks. He recorded his 29th career multiple-sack game, which extended his franchise record. Logged his first sack of the game when he brought down Ryan

Tannehill for an eight-yard loss in the second quarter. The sack forced a Dolphins punt. He sealed the Colts victory with his sack on Miami's final possession of the game on a fourth down attempt. It was his seventh sack of the season and number 118.0 of his career. Earned AFC Defensive Player of the Week honors for his performance.

2014 (COLTS):
- Was placed on the Reserve/Suspended list for the first four games of the regular season.
- Placed on the Reserve/Non-Football Injury list on September 29, 2014.

2013 (COLTS):
- Voted a 2013 Associated Press and *Sporting News* First Team NFL All-Pro selection for the first time in his career.
- Won the inaugural Deacon Jones Award as the NFL's sack leader with 19.5. Became the second member in Colts history to lead the league in sacks (Dwight Freeney, 2004).
- Was named to the PFWA All-NFL and All-AFC teams.
- Named NFL 101 AFC Defensive Player of the Year.
- Earned his sixth consecutive Pro Bowl selection.
- Was named AFC Player of the Month on two occasions (October and December).
- Became the 30th player in NFL history to reach 100.0 career sacks while setting a franchise record for career sacks (111.0) and sacks for a single season (19.5).
- Started all 16 games at RUSH linebacker and recorded 65 tackles (54 solo), 19.5 sacks, eight forced fumbles and one pass defensed. Also contributed with eight tackles (five solo), 2.0 sacks and two forced fumbles in two postseason contests.
- In the regular season opener against Oakland (9/8), finished the game with six tackles (four solo) and the team's lone sack of the game (16-yard loss), which came at a pivotal moment in the fourth quarter on the Raiders final possession of the game.
- Logged 2.0 sacks against Miami (9/15) and added a forced fumble on his first quarterback takedown in the third quarter. The sacks moved him past Henry Thomas for 37th place on the NFL's all-time sack list (94.5) as he registered his 21st career multiple-sack contest. Has also totaled sacks in three consecutive games against Miami dating back to 2009. The forced fumble for Mathis was the 41st of his career. Finished the game with seven solo tackles and topped 500 stops for his career.
- Finished a Week 3 meeting at San Francisco (9/22) with three tackles (two solo) and 1.5 sacks. The sacks marked the fourth time he opened a season with at least 1.0 sack in three consecutive games (2005, 2010, 2012, 2013). The first sack of Colin Kaepernick also marked the 50th different quarterback takedown in his career. Surpassed Robert Porcher (95.5) for 35th place on the league's all-time sack list.

QUICK HITS

In 2013, Mathis led the NFL with 19.5 sacks earning the league's inaugural Deacon Jones Award. He became the second member in Colts history to lead the league in sacks. Mathis was named to his sixth Pro Bowl, was voted an Associated Press and *Sporting News* NFL All-Pro and was named the NFL 101 AFC Defensive Player of the Year.

Mathis leads the Colts franchise with 118.0 sacks and became the 30th player in NFL history to total 100.0 career sacks following a 2.0-sack performance in a victory against Seattle on Oct. 6, 2013.

On Nov. 24, 2013, Mathis established a new NFL record with his 40th career sack-forced fumble during a Week 12 meeting at Arizona. He topped Jason Taylor's previous record of 39. Mathis now has 44 career sack-forced fumbles.

Mathis has compiled a franchise record with 29 multiple-sack contests and three career 3.0-plus sack games. He also set a team record for the most multiple-sack games in a single season with seven in 2013.

- Finished with 3.0 sacks and six solo tackles in a 37-3 victory against Jacksonville (9/29). The sacks marked the 97th, 98th and 99th of his career, which moved him past Warren Sapp (96.5), Dexter Manley (97.5), Jacob Green (97.5), Simon Fletcher (97.5) and Joey Porter (98.0) for 30th place on the league's all-time sack list. The performance marked his 23rd multiple-sack game and his third career 3.0-sack contest. It was the third time in his career that he recorded a quarterback takedown in each of the first four games to open a season (2005 and 2012). He posted at least 1.0 sack in five consecutive games against Jacksonville.
- In a Week 5 victory against Seattle (10/6), compiled four tackles, 2.0 sacks, one forced fumble and one pass defensed. Became the 30th player in NFL history to record 100.0 career sacks. With 2.0 sacks, passed Charles Haley and William Fuller (100.5) for 27th place on the league's all-time sack list. Added his second sack of the game in the third quarter, which marked his 24th career multiple-sack contest. It also marked the first time in his career that he totaled multiple sacks in four consecutive games (9/15/13 - 10/6/13). Opened a season with at least 1.0 sack in each of the first five games for the third time in his career (2005 & 2012). With 9.5 sacks through five games, ranks first among Colts players in quarterback takedowns through the first five games of a regular season in franchise history dating back to 1982.
- Finished with five tackles, 2.0 sacks and one forced fumble in a win against Denver (10/20). Sacked Peyton Manning in the second quarter and forced a fumble on the play, which went out of the end zone

for a safety. Manning became the 52nd different quarterback that he has sacked in his career. Regained the league lead in sacks with 11.5. Tied the franchise record for multiple-sack games in a single season with five (Chad Bratzke and Dwight Freeney). Passed Jim Jeffcoat (102.5) for 26th place on the NFL's all-time sack list. Dating back to 1982 when sacks became an official stat, leads the franchise for the most sacks through seven games in a single season.

- In a Week 10 loss against St. Louis (11/10), totaled five tackles, 2.0 sacks and 3.0 tackles for loss. With 2.0 sacks, set a new career-high for a single season with 13.5. On his second sack of the contest in the first quarter, set a franchise record for the most multiple-sack games in a career (26) and multiple-sack games in a single season (six). Recorded the most sacks by a Colts player through the first nine games of a regular season with 13.5. With 105.0 career sacks, passed Kevin Carter and Neil Smith (104.5) for 24th place in NFL history.
- In a Week 12 meeting at Arizona (11/24), contributed with three tackles, 1.0 sack and one forced fumble. With his sack-forced fumble of Cardinals quarterback Carson Palmer in the second quarter, set a new NFL record for career sack-forced fumbles with 40. Jason Taylor was the previous record holder with 39. Also tied the franchise record for the most games with at least 1.0 sack in franchise history (81). With 106.0 career sacks, he tied with Trace Armstrong for 23rd place in NFL history. Recorded the most sacks by a Colts player through the first 11 games of a regular season (14.5).
- Finished with two tackles, 1.0 sack and one forced fumble in a Week 13 victory against Tennessee (12/1). Sacked Titans quarterback Ryan Fitzpatrick in the third quarter and forced a fumble on the play, which was recovered by inside linebacker Jerrell Freeman. The sack-forced fumble was the 41st of his career, which adds to his current NFL record. On the takedown, set a new franchise record for games with at least half of a sack (82), topping Dwight Freeney's old record. Recorded the most sacks by a Colts player through the first 12 games of a regular season with 15.5.
- In a Week 14 loss at Cincinnati (12/8), finished with one tackle.
- In a Week 15 victory against Houston (12/15), compiled four solo tackles, 1.0 sack and one forced fumble. With his third quarter strip-sack of Texans quarterback Case Keenum, set a new career franchise record for sacks (108.0), which was previously held by Dwight Freeney (107.5) from 2002-2012. On the same play, established a new Colts record for sacks in a single season with 16.5, topping Freeney's mark of 16.0 in 2004. The strip-sack of Keenum resulted in a Colts safety and was the 42nd of his career, which improved his current NFL record. Passed Pat Swilling (107.5) for 22nd place on the NFL's all-time sack list and tied Freeney for 21st place.
- Totaled five tackles (four solo), 1.0 sack, and two forced fumbles in a Week 16 win at Kansas City (12/22). His two forced fumbles tied his single season career-best (eight in 2005) and both led to Colts touchdowns on their ensuing offensive possessions. Surpassed Dwight Freeney for 21st place on the NFL's all-time sack list.
- Started at RUSH linebacker in a Week 17 victory against Jacksonville and claimed the league's sack title following a 2.0-sack performance. Finished the season with a team single-season record 19.5 sacks. Also added seven tackles. With his first quarter sack, passed Greg Townsend for 20th place on the NFL's all-time sack list. Contributed with his second sack of the game in the third quarter when he brought down Chad Henne for a nine-yard loss. With the sack, he improved his current franchise record of career multiple-sack games to 27 as well as his single-season team record for multiple-sack contests to seven.
- Contributed with three tackles, 1.0 sack and one forced fumble in an AFC Wild Card Playoff victory

QUICK HITS

Mathis has sacked 58 different quarterbacks leading to his career total of 124.5 (including the postseason). Here is a breakdown of his most sacked quarterbacks.

SACKS	QUARTERBACK
7.0	David Carr
6.0	Blaine Gabbert
5.5	Matt Schaub
5.0	Tom Brady, Philip Rivers, Alex Smith Ryan Tannehill
4.5	Ryan Fitzpatrick
4.0	Joe Flacco, Steve McNair
3.5	Byron Leftwich, Chad Pennington
3.0	David Garrard, Cam Newton, Carson Palmer
2.5	Seneca Wallace
2.0	Derek Anderson, Drew Brees, Kellen Clemens, Kerry Collins, Jay Cutler, Chad Henne, J.P. Losman, Eli Manning, Peyton Manning, Kyle Orton, Michael Vick, Russell Wilson, T.J. Yates
1.5	Jason Campbell, Colin Kaepernick, Donovan McNabb, Ben Roethlisberger
1.0	Brodie Croyle, Trent Dilfer, A.J. Feeley, Doug Flutie, Josh Freeman, Jeff Garcia, Adam Jones, Case Keenum, Jon Kitna, Craig Krenzel, Jake Locker, Marcus Mariota, Jamie Martin, Christian Ponder, Terrelle Pryor, Aaron Rodgers, Sage Rosenfels, Billy Volek, Kurt Warner, Brandon Weeden, Anthony Wright
0.5	Marc Bulger, Matt Cassel, Trent Green, Mike McMahon

against Kansas City (1/4/14). Tallied his lone sack of the game in the third quarter and forced a fumble on the play, which was recovered by Kelvin Sheppard. Moved into first place in franchise history with his third career postseason forced fumble, topping Dwight Freeney and Nick Harper (two) for the top spot. The turnover also led to a Colts touchdown. With 1.0 sack, moved within 3.5 sacks of Freeney's postseason franchise record (9.0). Also moved into a tie with Freeney for the fifth-most postseason games played in franchise history with 17.
- In the team's AFC Divisional Playoff loss at New England (1/11/14), tallied five tackles (three solo), 1.0 sack and one forced fumble. The sack was his second of the postseason as he sits 2.5 sacks shy of Dwight Freeney's postseason franchise record. Moved into a tie with Justin Snow and Reggie Wayne for the third-most postseason games played in franchise history with 18.

2012 (COLTS):
- Started all 12 games he played in and registered 51 tackles (31 solo), 8.0 sacks, two passes defensed, one forced fumble and his first career interception.
- Selected to his fifth consecutive Pro Bowl.
- Started at strongside linebacker in the team's season opener at Chicago (9/9) and posted eight tackles (six solo), 2.0 sacks and 3.0 tackles for loss. He sacked Jay Cutler on the first play of the game and added his second of the contest in the third quarter. The multi-sack performance by Mathis was the 20th of his career and the first since a Dec. 22, 2011, meeting against Houston (2.0).
- Against the Vikings in Week 2 (9/16), compiled eight tackles (five solo) and 1.0 sack. His 3.0 sacks through the first two games of the season matched his career-best of 3.0 sacks which he totaled through Week 2 of the 2010 campaign.
- Compiled three tackles and recorded a sack and forced fumble when he brought down quarterback Blaine Gabbert against Jacksonville (9/23).
- Against Green Bay (10/7), finished with four tackles and 1.0 sack for a loss of six yards.
- In his first contest back from a three-game absence due to injury, recorded a sack of Dolphins quarterback Ryan Tannehill against Miami (11/4). With the sack, Mathis improved his consecutive games sack streak to eight, which tied a personal best. The streak dated back to a 2011 Week 15 meeting against Tennessee (12/18/11). In the eight-game sack streak, he totaled 10.0 sacks.
- Tallied three tackles and a sack against Buffalo (11/25). With the sack, Mathis topped 90.0 sacks for his career (90.5) and improved his season total to 7.0.
- Posted four tackles at Detroit (12/2), his first career interception and one pass defensed in the team's victory.
- Recorded his team-leading eighth sack of the season when he dropped Texans quarterback Matt Schaub for an eight-yard loss at Houston (12/16). Also added five tackles (four solo).
- Finished with six tackles (four solo) and 1.0 tackle for loss against Houston (12/30).
- Started at strongside linebacker in the team's AFC Wild Card Playoff loss at Baltimore (1/6/13) and tallied seven tackles (four solo) and the team's lone sack of the game. The sack was his sixth in nine career games against Baltimore (including the postseason) and improved his career postseason total to 4.5. Mathis also moved into a tie for sixth place in franchise history for the most postseason games played (16).

2011 (COLTS):
- Competed in all 16 contests (15 starts) and totaled 45 tackles, a team-leading 9.5 sacks, three forced fumbles, three fumble recoveries and one pass defensed.
- Selected to his fourth consecutive Pro Bowl.
- Named AFC Defensive Player of the Week for his performance against Houston (12/22).
- Started in the season opener at Houston (9/11) and posted two tackles and the team's lone sack.
- Posted 1.0 sack, one forced fumble and one fumble recovery against Pittsburgh (9/25).
- Tallied four solo tackles and 1.0 sack at Tampa Bay (10/3).
- Led the defensive line with six tackles (two solo) while contributing with 1.0 sack against Jacksonville (11/13).
- Totaled four tackles and added 1.0 sack against Carolina (11/27).
- Notched two tackles and moved past the 80.0 career sack mark with his quarterback takedown of Matt Hasselbeck against Tennessee (12/18).
- Recorded 2.0 sacks and one fumble recovery against Houston (12/22), taking the team lead in sacks for the season. The game also marked his 19th career multiple-sack contest. For his efforts, he was named AFC Defensive Player of the Week.
- Logged 1.0 sack in the season finale at Jacksonville (1/1/12) and finished the season with a team-high 9.5.

2010 (COLTS):
- Started all 16 games at left defensive end and was only one-of-four defensive players to open every game.
- Earned his third consecutive Pro Bowl selection.
- Was named AFC Defensive Player of the Month for September with 11 tackles, 4.0 sacks and one forced fumble.
- Named to the PFW/PFWA All-AFC Team.
- Finished the season with 60 tackles (44 solo), 11.0 sacks, one forced fumble, one fumble recovery, one pass defensed and 19 quarterback pressures.
- Tallied his fourth season with 10.0-plus sacks.
- Registered five tackles and 1.0 sack at Houston (9/12).
- Collared four tackles, 2.0 sacks and one forced fumble against the New York Giants (9/19).

- Tied a season-high with six tackles against Kansas City (10/10).
- Totaled five tackles and 1.5 sacks at Washington (10/17).
- Notched five tackles and 1.0 sack against Cincinnati (11/14).
- Had six tackles, 1.5 sacks and four quarterback pressures at Oakland (12/26).
- Started at left defensive end in the team's AFC Wild Card Playoff game against the New York Jets (1/8/11) and finished with two tackles.

2009 (COLTS):
- Played in 14 games (nine starts), was inactive for one contest and active, but did not play in another.
- Earned his second consecutive Pro Bowl selection.
- Was named AFC Defensive Player of the Month for November with 16 tackles, 4.5 sacks and two forced fumbles.
- Finished the season with 39 tackles (29 solo), 9.5 sacks, five forced fumbles (tied for third in the NFL), two passes defensed and 23 quarterback pressures.
- Totaled 1.0 sack and one forced fumble at Miami (9/21).
- Finished with four tackles, 1.0 sack and six quarterback pressures at Arizona (9/27).
- Had six tackles, 2.5 sacks and two forced fumbles against Seattle (10/4).
- Recorded four tackles, 2.0 sacks and one forced fumble against New England (11/15).
- Tallied four tackles against Baltimore (1/16/10) in the AFC Divisional Playoffs.
- Contributed with four stops against the New York Jets (1/24/10) in the AFC Championship Game.
- Started at defensive end against New Orleans in Super Bowl XLIV (2/7/10).

2008 (COLTS):
- Competed in 15 games (two starts) at defensive end and finished the year with 56 tackles (42 solo), a team-leading 11.5 sacks, five forced fumbles, three fumble recoveries, three passes defensed and 16 quarterback pressures. Was inactive for one contest against Tennessee (12/28).
- Earned his first career Pro Bowl selection and was named AFC Defensive Player of the Week for his performance against Cleveland (11/30).
- Was named to the PFW/PFWA All-AFC team.
- Totaled four multiple-sack games, including three consecutive at San Diego (11/23), at Cleveland (11/30) and against Cincinnati (12/7).
- His season sack total tied a career-high (2005) and was his third career 10.0-plus sack season (2004).
- Posted six tackles, 1.0 sack and one forced fumble against Chicago (9/7).
- Tallied one tackle, 1.0 sack, one forced fumble and one fumble recovery at Houston (10/5).
- Finished with nine tackles (eight solo), 3.0 sacks, one forced fumble and one fumble recovery against Baltimore (10/12).
- Had five solo tackles, 2.0 sacks and one forced fumble at San Diego (11/23).
- Registered 2.0 sacks and one fumble recovery, which was returned for a 37-yard touchdown at Cleveland (11/30). Passed Duane Bickett (50.0) for second place on the club's career sacks list and was named AFC Defensive Player of the Week for his efforts.
- Compiled nine tackles (six solo), 2.5 sacks and one forced fumble against Cincinnati (12/7).
- Was a reserve defensive end in the AFC Wild Card Playoff game at San Diego (1/3/09) and totaled four tackles (three solo), 2.0 sacks and three quarterback pressures.

2007 (COLTS):
- Started in 12-of-13 games played at defensive end. Was inactive for the final three games of the season due to injury.
- Finished the year with 63 tackles (45 solo), 7.0 sacks, four forced fumbles, one fumble recovery and 17 quarterback pressures.
- Led the team in sacks and tied for the lead in forced fumbles while ranking second in pressures.
- Collared six tackles, 1.0 sack, one forced fumble and one fumble recovery against New Orleans (9/6).
- Tallied four tackles and 1.0 sack at Houston (9/23).
- Contributed with nine tackles (six solo) at Carolina (10/28).
- Recorded seven solo tackles and 2.0 sacks against New England (11/4).
- Totaled five tackles (four solo) and 1.0 sack at San Diego (11/11).
- Posted seven tackles (four solo), 1.0 sack and one forced fumble against Kansas City (11/18).
- Notched eight tackles (seven solo), 1.0 sack and one forced fumble against Jacksonville (12/2).
- Was a reserve defensive end against San Diego (1/13/08) in the AFC Divisional Playoffs.

2006 (COLTS):
- Started all 16 games at left defensive end in his first full season as a starter. Finished the season with 90 tackles (76 solo), 9.5 sacks, four forced fumbles, two fumble recoveries, four passes defensed and 22 quarterback pressures.
- Led the team in sacks while his tackle total ranked fourth and his solo stop total ranked second.
- Produced four multiple-sack games.
- Tallied five tackles and one fumble recovery at the New York Giants (9/10).
- Posted 10 tackles against Washington (10/22).
- Finished with three tackles and 2.0 sacks against Buffalo (11/12).
- Contributed with three tackles, 2.0 sacks, two forced fumbles and one fumble recovery against Philadelphia (11/26).
- Totaled four tackles, 0.5 sacks and one forced fumble against Kansas City (1/6/07) in the AFC Wild Card Playoff game.

- Collared three tackles, 1.0 sack, one forced fumble and one fumble recovery at Baltimore (1/13/07) in the AFC Divisional Playoffs.
- Notched four stops against New England (1/21/07) in the AFC Championship Game.
- Registered two tackles and one forced fumble vs. Chicago (2/4/07) in a Super Bowl XLI victory.

2005 (COLTS):
- Appeared in 13 games on the defensive line and special teams. Was inactive for the final three games of the season.
- Finished the year with 40 tackles (35 solo), 11.5 sacks, eight forced fumbles, 13 quarterback pressures, two passes defensed and 29 special teams stops.
- Was named AFC Defensive Player of the Week for his performance at Houston (10/23).
- Led the team in sacks and forced fumbles.
- Opened the season with sacks in eight consecutive games, setting a then-club record, which also tied for the third-longest streak for consecutive games with a sack in NFL history (10, Simon Fletcher; nine, Bruce Smith; nine, Kevin Greene).
- Produced five solo tackles, 2.0 sacks and one forced fumble at San Francisco (10/9).
- Tallied 1.0 sack and a forced fumble at Baltimore (9/11) and against Jacksonville (9/18).
- Added 1.0 sack at Cincinnati (11/20) and against Tennessee (12/4).
- Saw action as a reserve defensive end and on special teams against Pittsburgh (1/15/06) in the AFC Divisional Playoffs and finished with one tackle, one pass defensed and two special teams stops.

2004 (COLTS):
- Played in 16 games (one start) and totaled 35 tackles (27 solo), 10.5 sacks, six forced fumbles, three fumble recoveries and 17 quarterback pressures while adding 18 special teams tackles.
- Contributed with sacks in eight games.
- Along with teammate Dwight Freeney (16.0), produced the ninth and 10th double-digit sack season in club history and as a tandem recorded a sack total of 26.5, which topped the NFL.
- Tallied 1.0 sack against Green Bay (9/26), at Jacksonville (10/3), against Jacksonville (10/24), at Chicago (11/21) and at Houston (12/12).
- Posted 2.0 sacks against Oakland (10/10).
- Had 3.0 sacks and three forced fumbles against Houston (11/14).
- Was a reserve defensive lineman and special teamer in the team's AFC Wild Card Playoff game against Denver (1/9/05). Totaled two tackles and two special teams stops before leaving the game due to a knee injury.
- Was inactive for the AFC Divisional Playoff game at New England (1/16/05).

2003 (COLTS):
- Played in 16 games as a reserve defensive end and special teamer. Finished the year with 11 tackles (seven solo), 3.5 sacks, three forced fumbles, one fumble recovery, two passes defensed and nine quarterback pressures while adding 17 special teams tackles.
- Named to the PFW/PFWA NFL All-Rookie Team.
- Tallied two tackles, 2.0 sacks and one forced fumble against Tennessee (9/14).
- Contributed with half of a sack against the New York Jets (11/16).
- Recorded a forced fumble and a fumble recovery at Tennessee (12/7).
- Notched 1.0 sack against Atlanta (12/14).
- Totaled three tackles (two solo), five special teams stops and one pass defensed in the playoffs.
- Was a reserve defensive end for the team's AFC Wild Card Playoff game against Denver (1/4/04), the AFC Divisional Playoffs at Kansas City (1/11/04) and the AFC Championship at New England (1/18/04).

COLLEGE:
- A four-year player who started 39 games at defensive end at Alabama A&M.
- Totaled 221 career tackles, 44.0 sacks, 20 forced fumbles and five fumble recoveries.
- Started 12 games as a senior and registered an NCAA 1-AA record with 20.0 sacks. Also added 58 tackles, 10 forced fumbles, eight passes defensed, 30.0 tackles for loss and seven quarterback pressures.
- Notched 5.0 sacks against Prairie View A&M.
- Was a preseason All-SWAC pick as a junior and led the conference with 9.0 sacks.
- Led the conference with 13.0 sacks as a sophomore.
- Holds a degree in physical education.

PERSONAL:
- Attended McNair High School in Gresham Park, Ga.
- Assisted the Indianapolis Public Schools Foundation with its annual "Food 4 Thought" fundraiser.
- Hosted a fundraiser for the Boys and Girls Club of Huntsville, Ala.
- Has contributed over $7,000 to college and high school sports programs.
- Hosts the Caroline Symmes Celebrity Softball Challenge at Victory Field, which benefits the Indiana Children's Wish Fund.
- Sponsors a ticket block to provide Colts tickets to underserved youth.
- Assisted Trinity House by purchasing Christmas gifts for young men in foster care.
- Spoke to kids at McNair High School and presented a golden football as part of the Super Bowl Honor Roll.
- Assisted with Cory Redding's holiday shopping event in 2013.
- Member of Omega Psi Phi.
- Born in Atlanta.

CAREER REGULAR SEASON STATISTICS

Year	GP	GS	Solo	Asst.	Total	Sacks	PD	FF	FR	INT	Yds	Avg.	LG	TD
2015 IND	15	10	19	5	24	7.0	0	1	1	0	0	0.0	0	0
2014 IND	RESERVE/NON-FOOTBALL INJURY													
2013 IND	16	16	54	11	65	19.5	1	8	0	0	0	0.0	0	0
2012 IND	12	12	31	20	51	8.0	2	1	0	1	1	1.0	1	0
2011 IND	16	15	29	16	45	9.5	1	3	3	0	0	0.0	0	0
2010 IND	16	16	44	16	60	11.0	1	1	1	0	0	0.0	0	0
2009 IND	14	9	29	10	39	9.5	2	5	0	0	0	0.0	0	0
2008 IND	15	2	42	14	56	11.5	3	5	3	0	0	0.0	0	0
2007 IND	13	12	45	18	63	7.0	0	4	1	0	0	0.0	0	0
2006 IND	16	16	76	14	90	9.5	4	4	2	0	0	0.0	0	0
2005 IND	13	0	35	5	40	11.5	2	8	0	0	0	0.0	0	0
2004 IND	16	1	27	8	35	10.5	0	6	3	0	0	0.0	0	0
2003 IND	16	0	7	4	11	3.5	2	3	1	0	0	0.0	0	0
TOTAL	**178**	**109**	**438**	**141**	**579**	**118.0**	**18**	**49**	**15**	**1**	**1**	**1.0**	**1**	**0**

CAREER POSTSEASON STATISTICS

Year	GP	GS	Solo	Asst.	Total	Sacks	PD	FF	FR	INT	Yds	Avg.	LG	TD
2014 IND	RESERVE/NON-FOOTBALL INJURY													
2013 IND	2	2	5	3	8	2.0	0	2	0	0	0	0.0	0	0
2012 IND	1	1	4	3	7	1.0	0	0	0	0	0	0.0	0	0
2010 IND	1	1	2	0	2	0.0	0	0	0	0	0	0.0	0	0
2009 IND	3	3	5	3	8	0.0	0	0	0	0	0	0.0	0	0
2008 IND	1	0	3	1	4	2.0	0	0	0	0	0	0.0	0	0
2007 IND	1	0	0	0	0	0.0	0	0	0	0	0	0.0	0	0
2006 IND	4	4	8	5	13	1.5	0	3	1	0	0	0.0	0	0
2005 IND	1	0	1	0	1	0.0	1	0	0	0	0	0.0	0	0
2004 IND	1	0	2	0	2	0.0	0	0	0	0	0	0.0	0	0
2003 IND	3	0	2	1	3	0.0	1	0	0	0	0	0.0	0	0
TOTAL	**18**	**11**	**32**	**16**	**48**	**6.5**	**2**	**5**	**1**	**0**	**0**	**0.0**	**0**	**0**

SPECIAL TEAMS TACKLES: 15 (2006 - 6, 2005 - 2, 2004 -2, 2003 - 5)

ADDITIONAL STATISTICS: Recovered a fumble and returned it for a touchdown at Cleveland (11/30/08).
Recovered a fumble in the end zone for a touchdown at Jacksonville (12/13/15).

GETTING TO KNOW ROBERT MATHIS

Favorite team and/or athlete outside of football: Atlanta Braves and Indiana Pacers
Favorite musician and/or song: Musician – Ron Isley. Song – "Motivation" by T.I.
What is something interesting about you that most people may not know: I am a jokester
Favorite food: Soul food
Favorite vacation spot: Anywhere with a nice beach
If you could have lunch with three people, living or dead, who would they be: My grandmother, my mom and Barack Obama
Favorite movie: *Life*
What's the one thing you couldn't live without: Family

1 P

PAT McAFEE

PRO BOWL 1 (2014)

6-1 • 233 • WEST VIRGINIA
NFL EXP: 8 (8th Year with Colts)
HOW ACQUIRED: D7 – 2009 (222nd overall)
BORN: 5/2/87
GP/GS (POSTSEASON): 111/0 (10/0)

CAREER TRANSACTIONS:

- Selected by the Colts in the seventh round (222nd overall) of the 2009 NFL Draft.

PRO CAREER:

- Was selected to his first career Pro Bowl in 2014.
- Was named to the 2014 Associated Press NFL All-Pro Team. Joined Adam Vinatieri as just the fourth punter-kicker duo from the same team to both earn recognition in the same season.
- Named to the 2014 PFWA All-NFL Team.
- Was named a finalist for the 5th Annual NFL Salute to Service Award (2015), which recognizes their efforts to honor and support members of the military community.
- Holds Colts career records in kickoffs (557), kickoff touchbacks (301), punting gross average (46.1) and punting net average (39.5).
- Ranks fourth in franchise history in career punts (520) and punting yards (23,958) and third in punts inside the 20 (174).
- Set a franchise record for the most career games with a 50.0-plus average (18), surpassing Rohn Stark's previous record of 15.
- His 87.0 touchback percentage in 2015 is the highest mark for a single season dating back to 1970. The team's 156 kickoff return yards allowed in 2015 also set an NFL record surpassing the Brooklyn Dodgers (225 yards allowed in 1943).
- In 2014, set franchise single-season records with a 42.8 net punting average, 30 punts pinned inside the 20-yard line and 70 kickoff touchbacks.
- Set a Colts single-game record with eight kickoff touchbacks against Jacksonville in Week 3 of 2014.
- Recorded the longest punt in Colts postseason history with a 68-yard kick in an AFC Wild Card Playoff win against Cincinnati on Jan. 4, 2015.
- Tied the fifth-longest punt in Colts history with a 66-yard kick at Jacksonville on Oct. 3, 2010.
- In 2012, set franchise single-season records for gross punting average (48.2) and games averaging 50-plus gross yards per punt (five).
- Holds the NFL postseason record for gross punting average with a 46.9 mark and ranks seventh in net average (39.2).
- Holds the NFL record for the highest career punting average (46.9) in the NFL postseason (minimum 25 punts).
- Named to the PFW/PFWA and *Sporting News* NFL All-Rookie Teams in 2009.
- Was named AFC Special Teams Player of the Month in September of 2014 and was honored as AFC Special Teams Player of the Week after his performance against the Houston Texans (Week 6) on Oct. 9, 2014 and at the Tennessee Titans (Week 3) on Sept. 27, 2015.
- Was named the team's 2014 Man of the Year and a Byron "Whizzer" White Award nominee.

SINGLE-GAME HIGHS

PUNTS: 10 vs. NO (10/25/15)
YARDS: 517 vs. NO (10/25/15)
GROSS AVG: 56.7 (3 punts) vs. NE (11/16/14)
NET AVG: 54.7 (3 punts) vs. NE (11/16/14)
LG: 66 at JAX (10/3/10)
IN20: 6 vs. DEN (10/20/13)
KO: 9, two times (Last: at NYG 11/3/14)
KO TB: 8 at JAX (9/21/14)

2015 (COLTS):

- In 16 games, recorded 85 punts for 4,052 yards, a 47.7 average (41.7 net) with a long kick of 63 yards and 28 punts pinned inside the 20-yard line. Also contributed with 74 kickoffs and 67 kickoff touchbacks.
- His 47.7 punting average was a team record and ranked second in the NFL while his 41.7 net average ranked fifth.
- His 87.0 touchback percentage is the highest mark for a single season dating back to 1970. The team's 156 kickoff return yards allowed also set an NFL record surpassing the Brooklyn Dodgers (225 yards allowed in 1943).
- In a Week 3 win at Tennessee (9/27), totaled five punts for a 49.8 average with a long kick of 54 yards and one punt pinned inside the 20-yard line. Also contributed with six kickoff touchbacks and converted a fake punt into a first down in the third quarter, picking up 18 yards. Was named AFC Special Teams Player of the Week for his performance.
- In a Week 5 win at Houston (10/8), totaled three

punts for a 49.0 average, including two pinned inside the 20-yard line and a long kick of 53 yards. He also added six kickoff touchbacks appearing in his 100th career game.

- Set career highs with 10 punts and 517 punting yards in a Week 7 loss against New Orleans (10/25). He averaged 51.7 yards (45.3 net) and contributed with one punt pinned inside the 20-yard line. Registered long punts of 60 and 61 yards. With a 51.7 average, tied Rohn Stark's franchise record of 15 career games with a 50.0-plus punting average.
- Recorded six punts for a 48.7 average with a long kick of 53 yards and two punts pinned inside the 20-yard line in a Week 8 overtime loss at Carolina (11/2). Also contributed with four kickoff touchbacks and one special teams tackle.
- Totaled five punts for a 52.0 average and a 47.8 net in a Week 11 win at Atlanta (11/22). His performance included a long kick of 60 yards and two punts pinned inside the 20-yard line. Donte Moncrief downed one of the punts at the Falcons one-yard line in the fourth quarter and D'Qwell Jackson recorded an interception return for a touchdown on the ensuing play. With his 52.0 punting average, set a new franchise record for the most career games with a 50.0-plus average (16), surpassing Rohn Stark's previous record of 15.
- In a Week 12 victory against Tampa Bay (11/29), notched three punts for a 52.0 avg. (49.7 net) with a long kick of 57 yards and two punts pinned inside the 20-yard line. Also contributed with seven kickoff touchbacks.
- Finished with seven punts for a 41.1 average and five kicks pinned inside the 20-yard line in a Week 15 loss against Houston (12/20). With a 41.1 average, he passed Hunter Smith (89) for the third-most career games with a 40.0-plus punting average in franchise history. Also contributed with three kickoff touchbacks.
- In a Week 16 win at Miami (12/27), totaled five punts for a 51.0 avg. (44.0 net) with a long kick of 63 yards and one punt pinned inside the 20-yard line. It was his fourth game this season with a 50.0-plus punting average as he increased his career franchise record to 18 such games.

2014 (COLTS):

- Totaled 69 punts for 3,221 yards and a 46.7 gross average (42.8 net average) while adding 30 punts pinned inside the 20-yard line and a long kick of 61 yards. Also contributed with 90 kickoffs and three special teams tackles.
- In three postseason games, finished with 13 punts for a 47.9 gross average with one kick pinned inside the 20-yard line.
- Was named to the Associated Press NFL All-Pro team, and was voted to his first career Pro Bowl.
- Was named AFC Special Teams Player of the Month (September) after leading the NFL in net punting average (45.6) and ranking third in gross punting average (49.6). Posted a league-high 24 touchbacks on kickoffs and converted two onside kicks in the month. Also earned AFC Special Teams Player of the Week (Week 6) honors.
- Was named the team's 2014 Man of the Year.
- Set franchise single-season records with a 42.8 net punting average, 30 punts pinned inside the 20-yard line and 70 kickoff touchbacks.
- In the Week 1 regular season opener at Denver (9/7), totaled four punts for a 49.8 average with a long kick of 59 yards. Also served as the holder for Adam Vinatieri's 25-yard field goal and three extra points. Added four touchbacks on kickoffs and converted an onside kick.
- Registered four punts for a 55.3 average in a Week 2 meeting against Philadelphia (9/15), which was the third-best mark of his career (55.4 vs. Kansas City, 10/9/11). Pinned one punt inside the 20-yard line and added a long kick of 61 yards.
- In a Week 3 victory at Jacksonville (9/21) set a franchise single-game record with eight kickoff touchbacks. Netted two punts for a 53.5-yard average and pinned both kicks inside the 20-yard line. Served as the holder for Adam Vinatieri's three field goals and five extra points.
- Notched four punts for a 42.0 average, pinned three kicks inside the 20-yard line and added a long punt of 60 yards in a Week 4 win against Tennessee (9/28). Also contributed with seven kickoff touchbacks and held for Adam Vinatieri's two field goals and five extra points. Converted his second onside kick of the season.
- In a 33-28 victory at Houston (10/9), contributed with four punts for a 39.8 average, pinned three punts inside the 20-

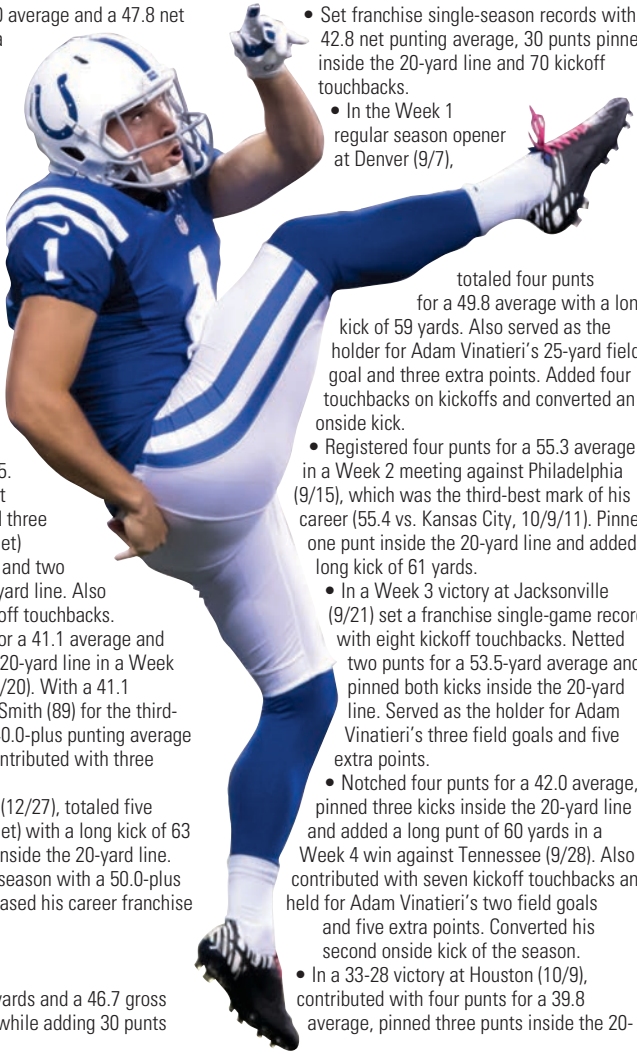

yard line and contributed with a long kick of 44 yards. On the three punts pinned inside the 20, Houston punted and fumbled twice on its three offensive possessions after obtaining the ball. Successfully recovered his own onside kick in the first quarter, which led to a Colts touchdown on the ensuing drive. The swing in momentum helped the Colts to a 24-0 first quarter lead. The team's 24 points in the opening quarter were the most dating back to 1958. It was the third onside kick attempt and recovery for Indianapolis during the season.

- Totaled three punts for a 51.0 average with a long kick of 59 yards in a Week 8 loss at Pittsburgh (10/26). Added five kickoff touchbacks and held for Adam Vinatieri's two field goals and four extra point conversions.
- Finished with six punts for a 40.0 average with a long kick of 52 yards and three punts pinned inside the 20-yard line in a Week 9 win at the New York Giants (11/3). Added five touchbacks on kickoffs.
- In a Week 11 loss against New England (11/16), netted three punts for a single-game career high 56.7 yard average, with two pinned inside the 20-yard line and a long kick of 58 yards. Also recorded four touchbacks on kickoffs. Tied Hunter Smith for the second-most games totaling a 50.0-plus punting average in team history with 14.
- Logged three punts for a 46.0 average, one pinned inside the 20-yard line and a long kick of 58 yards in a Week 13 win against Washington (11/30). Added seven kickoff touchbacks and served as the holder for Adam Vinatieri's single-game career-high seven extra points.
- Tallied seven punts for a 46.4 average, pinned four kicks inside the 20-yard line and contributed with a long punt of 59 yards in a Week 15 win against Houston (12/14). Also recorded three kickoff touchbacks.
- Notched five punts for a 46.4 average and recorded a long kick of 61 yards in a Week 16 loss at Dallas (12/21). Also contributed with one kickoff touchback.
- In a Week 17 victory at Tennessee (12/28), totaled five punts for a 40.6 average and pinned three kicks inside the 20-yard line. He also added one kickoff touchback. On his first punt of the game in the first quarter, he set a new franchise single-season record for punts pinned inside the 20-yard line with 28. Finished the game with three and improved his total to 30 for the season. Set a new single-season franchise record for net punting average with a 42.8 mark. He surpassed his previous team record of 40.3, which he set in 2012.
- In the team's AFC Wild Card Playoff victory against Cincinnati (1/4/15), totaled four punts for a 51.5 average and a long kick of 68 yards. He also contributed with four kickoff touchbacks. Logged punts of 59, 68, 40 and 39 yards. With his 68-yard punt in the third quarter, established a new career-long (regular season and postseason), which was also the longest punt in Colts postseason history. His 51.5 punting average is the third-best for a postseason game in Colts history.
- Totaled four punts for a 42.3 average with a long kick of 46 yards and one pinned inside the 20-yard line in the team's AFC Divisional Playoff win at Denver (1/11/15). Added five kickoff touchbacks.
- Contributed with five punts for a 49.6 average with a long punt of 58 yards in an AFC Championship Game loss at New England (1/18/15).

QUICK HITS

McAfee was named to the 2014 Associated Press NFL All-Pro Team and joined Adam Vinatieri as just the fourth punter-kicker duo from the same team to both earn recognition in the same season.

McAfee ranks first in NFL postseason history in career punting average (46.9) and seventh in net average (39.2) with minimum of 25 punts. He also holds the team record for the longest punt in a postseason game with a 68-yard kick in Indianapolis' AFC Wild Card Playoff win against Cincinnati on January 4, 2015.

In 2014, McAfee converted an NFL-high 3-of-3 onside kicks, including a recovery of his own in a win at Houston on Oct. 9. The last time the Colts were able to convert three onside kicks in the same season was in 1997.

2013 (COLTS):

- In 16 games, totaled 76 punts for 3,499 yards (46.0 avg.), a net average of 38.5, a long kick of 65 yards and 27 punts pinned inside the 20-yard line. Also contributed with 41 touchbacks on 86 kickoffs and four special teams tackles.
- Notched four punts for a 51.5 average and a long kick of 60 yards against Miami (9/15) in Week 2. Also pinned one punt inside the 20-yard line. It marked his 10th career game averaging 50.0-plus gross yards per punt.
- In a Week 3 victory at San Francisco (9/22), totaled four punts for a 48.0 average while pinning three kicks inside the 20-yard line. Also added a long punt of 52 yards and contributed with three touchbacks on kickoffs.
- Compiled three punts for a 46.0 average and a long kick of 60 yards in Week 4 at Jacksonville (9/29). Added four touchbacks on eight kickoffs and was the holder for Adam Vinatieri's three field goals and four extra points.
- Totaled three punts for a 46.5 average and had one kick blocked in a Week 5 victory against Seattle (10/6). Added eight kickoffs, six of which went for touchbacks. Handled holding duties for kicker Adam Vinatieri to split the uprights on two field goals and two extra points.
- Finished a Week 7 victory against Denver (10/20) with nine punts for a 48.9 average and added four touchbacks on kickoffs. Set a franchise single-game

record with six punts pinned inside the 20-yard line besting Rohn Stark's previous mark of five, which he set on Nov. 11, 1990 at New England. Made a touchdown-saving tackle when he took down Broncos returner Trindon Holliday on a kickoff return in the first quarter.
- Logged six punts for a 49.7 average, including a long kick of 58 yards in a Week 10 loss against St. Louis (11/10). Also added two kickoffs, one of which went for a touchback.
- In a Week 13 win against Tennessee (12/1), tallied five punts for a 45.4 average, pinned one kick inside the 20-yard line and also added a 60-yard punt. Contributed with six kickoffs, which included three touchbacks and served as the holder for Adam Vinatieri's five field goals and one extra point.
- Registered seven punts for a 47.6 average, downed four kicks inside the 20-yard line and recorded a long punt of 55 yards in a Week 14 loss at Cincinnati (12/8). Also contributed with one touchback on a kickoff and one special teams tackle.
- Finished with four punts for a 50.3 average and one kick pinned inside the 20-yard line in a Week 16 win at Kansas City (12/22). Added five kickoffs and one touchback, while holding for kicker Adam Vinatieri to convert 3-of-4 field goal attempts and two PATs. Also tallied one special teams tackle.
- Tallied five punts for a 47.4 average while contributing with a long kick of 65 yards and three punts pinned inside the 20-yard line in a Week 17 win against Jacksonville (12/29). Set a franchise single season record with his 27th punt pinned inside the 20. Also contributed with three touchbacks on six kickoffs.
- In the team's AFC Wild Card victory against Kansas City (1/4/14), notched one punt for 51 yards and added one touchback on seven kickoffs. Also held for kicker Adam Vinatieri to convert one field goal and six extra points.
- Recorded five punts for a 51.8 average and a long kick of 58 yards in the team's AFC Divisional Playoff loss at New England (1/11/14). With five punts, passed Chris Gardocki (23) for the third-most punts in Colts postseason history. With five kickoffs, passed Adam Vinatieri (36) for the most kickoffs in Colts postseason history.

2012 (COLTS):
- Set franchise single-season records for gross punting average (48.2) and games averaging 50-plus gross yards per punt (five) while tying the records for punts inside the 20 (26) and kickoff touchbacks (45). Also compiled a 40.3 net punting average.
- Tied for third on the team with nine special teams tackles (five solo).
- In a Week 1 meeting at Chicago (9/9), recorded a long punt of 63 yards, which is tied for the fifth-longest of his career and the longest since a 64-yard kick against Kansas City (10/9/11).
- Recorded 268 punt yards against Minnesota (9/16) and became the fifth Colts punter all-time with 10,000 punting yards. Registered a 64-yard punt, which tied for the third-longest of his career (10/9/11 vs. Kansas City, 64).
- Totaled four punts for a 53.3-yard average and a net of 49.8 against Tennessee (12/9). He pinned two punts inside the 20 to pass Chris Gardocki (80) for the third-most in Colts history.
- Totaled five punts for 242 yards and a 48.4-yard average at Houston (12/16). Passed Chris Gardocki (277) for the fourth-most punts in Colts history and also passed Gardocki for the fourth-most punting yards in team history.
- Totaled five punts for 230 yards and a 46.0-yard average against Houston (12/30) while adding one touchback. Became the career franchise leader in punting average and net average.
- Notched four punts for a 48.5 average and a long kick of 53 yards in the team's AFC Wild Card Playoff loss at Baltimore (1/6/13). Also added one kickoff touchback.

2011 (COLTS):
- Set a then-franchise-record with a 46.6 gross punting average and logged the club's third-best net average for a single season with a 39.2 mark.
- Finished the year with 88 punts for a 46.6 average and 63 kickoffs, 41 of which went for touchbacks.
- Contributed with 21 punts inside the 20 and recorded a long kick of 64 yards.
- Ranked second in the NFL with a 68.3 touchback percentage.
- Totaled a season-best of five touchbacks and tied a single-game record on four occasions (vs. Pittsburgh, 9/25; vs. Kansas City, 10/9; vs. Tennessee, 12/18 and vs. Houston, 12/22).
- Tied for the team lead with eight special teams tackles.
- Posted six punts for a 46.8 average and a long kick of 57 yards in the season opener at Houston (9/11).
- Registered five touchbacks on kickoffs and seven punts for a 44.4 average against Pittsburgh (9/25).
- Totaled five punts for a 55.4 average, a net of 47.6, which included the second-longest punt of his career with a 64-yard kick against Kansas City (10/9). Also had five touchbacks on kickoffs.
- Netted six punts for a 44.8 average with two dropped inside the 20 at Tennessee (10/30). Recorded touchbacks on all three of his kickoffs and added one special teams tackle.
- Amassed seven punts for a 45.9 average and dropped one kick inside the 20 vs. Tennessee (12/18). Connected on a 60-yard punt.

2010 (COLTS):
- Appeared in 15 games while handling punting, kickoff and holding duties. Was placed on the Reserve/Suspended List against Houston (11/1).
- Totaled 65 punts for a 42.0 average, a 35.4 net average and a 21:7 ratio of kicks inside the 20 to

touchbacks.
- Finished with 16 touchbacks on kickoffs and four special teams tackles.
- Had eight games with a 40.0-plus average (min. three punts).
- Tallied five punts for a 41.0 average with three inside the 20 against the New York Giants (9/19) and had five touchbacks on kickoffs to tie teammate Adam Vinatieri for the most in team history in one game since 1970 (at Denver on 10/29/06).
- Recorded six punts for a 47.8 average and totaled six touchbacks on kickoffs, which set the club record for the most in a single game since 1970 at Denver (9/26).
- Contributed with two punts for a 55.5 average at Jacksonville (10/3), with a career-best 66-yarder.
- Posted seven kicks for a 41.3 average with three kicks inside the 20 against Cincinnati (11/14).
- Registered four punts for a 38.3 average with one inside the 20 in the team's AFC Wild Card Playoff game against the New York Jets (1/8/11).

2009 (COLTS):
- Saw action in 16 games, while performing punting, kickoff and holding duties.
- For the season, recorded 64 punts for a 44.3 average with a 37.8 net average. Had a 21:6 ratio of kicks inside the 20 to touchbacks.
- Had four special teams tackles and 21 touchbacks.
- Was named to the PFW/PFWA and *Sporting News* NFL All-Rookie Teams.
- His 2,837 punting yards was a rookie franchise record and his 64 punts ranked second by a rookie in club annals (72, Cotton Davidson in 1954). His 44.3 punt average marked the third-highest by a rookie in franchise history.
- Totaled 11 games with a 40.0-plus punt average, which ranked tied for eighth in club history for a single season (min. of three punts).
- Made his NFL debut against Jacksonville (9/13) and notched two punts for a 44.0 average, with both kicks landing inside the 10 and one being downed at the one-yard line.
- Contributed with seven punts for a 46.3 average and a career-long of 60 yards against San Francisco (11/1).
- Finished with seven punts for a 48.4 average and one inside the 20 against New England (11/15). His 339 punt yards ranked fifth by a rookie punter in club annals.
- Recorded two kicks for a 52.5 average, a long of 59 yards and one downed inside the 20 at Houston (11/29). Also added three touchbacks on kickoffs.
- Registered six punts for a 46.2 average with one downed inside the 20 against the New York Jets (12/27). Also had three touchbacks on kickoffs.
- Posted six punts for a 45.8 average with one downed inside the 20 against Baltimore (1/16/10) in the AFC Divisional Playoffs.
- Had four punts for a 46.3 average with two downed inside the 20 against the New York Jets (1/24/10) in the AFC Championship Game.
- Totaled two punts for a 45.0 average against New Orleans (2/7/10) in Super Bowl XLIV.

COLLEGE:
- Four-year player who appeared in 51 career games for West Virginia. Totaled 126 career punts for a 43.7 average with a career-long kick of 75 yards.
- Tallied 35 punts of 50-plus yards and 46 kicks downed inside the 20.
- Converted 58-of-79 field goals (73.4 percent) with a long of 52 yards while splitting the uprights on 210-of-212 extra points for 384 total points.
- Had 57 career touchbacks on kickoffs and set the school record for the most games played.
- Following graduation, was the school's all-time leading scorer, all-time scoring leader by a kicker and all-time extra points leader.
- Ranked second in career punting average and second in field goals made.
- Set the Big East record for the most extra points made and ranked second on the conference's all-time scoring list, second in punting average and third in field goals made.
- Appeared in 13 games as a senior and totaled 62 punts for a 44.7 average with a long of 65 yards and 25 kicks downed inside the 20.
- Converted 17-of-20 field goals with a long kick of 52 yards and 36 extra points for 87 total points.
- Was one-of-two players in the NCAA with multiple 50-plus-yard field goals.
- As a junior, was a second-team All-Big East choice and a Lou Groza Award semi-finalist.
- Majored in communications.

PERSONAL:
- Attended Plum (Pa.) High School.
- Was a first-team all-conference choice and was the No. 1 rated kicker in the nation by *Scout.com*.
- In 2003, was the punt, pass and kick champion.
- Was a three-year first-team All-WPIAL selection in soccer.
- Was an honor roll student.
- Was named a finalist for the 5th Annual NFL Salute to Service Award (2015), which recognizes their efforts to honor and support members of the military community. Was also the team's nominee in 2014.
- Hosted his first ever comedy show, Pat McAfee: Uncaged in July of 2015. Tickets to the first show sold out within minutes leading to the addition of a second show. Has hosted several other shows, including his I-69 Tour.
- Established the Pat McAfee Foundation to provide scholarship assistance to the sons and daughters of U.S. Military Personnel. The foundation's website is www.thepatmcafeefoundation.org.
- The Pat McAfee Foundation has provided more than

$225,000 in scholarships over the past three years.
- In 2016, created a T-shirt company, ShirtsForAmerica.com, with proceeds benefitting The Pat McAfee Foundation and Wish for Our Heroes. ShirtsForAmerica.com also sponsored IndyCar Series driver and Noblesville, Ind., native Conor Daly in the 100th Running of the Indianapolis 500.
- Hosted his Red, White and Boomstick Gala, which raises funds for the Pat McAfee Foundation.
- Celebrated the USO's 75th anniversary and the 50th anniversary between the organization and the NFL when he traveled to Japan to visit servicemen and women.
- Donated $45,000 to local Northwest High School in central Indiana to help rebuild their football program.
- Aided tornado victims in Indiana by hosting a Twitterthon, which raised more than $40,000 in a 48-hour period.
- Donated $25,000 at the 2016 ChuckStrong Gala for cancer research at the IU/Simon Cancer Center.
- As part of Wish For Our Heroes, donated $15,000 each to two military families who lost their home in a fire in 2015. Also donated $7,000 for another military member who lost her house in a fire.
- Donated $25,000 for Wish For Our Heroes at the 2015 annual holiday gala.
- In connection with Wish For Our Heroes, donated $10,000 to an active military member to furnish a new apartment in 2015.
- Donated $10,000 to a military family and paid six months of their bills at the Wish For Our Heroes Halloween fundraiser.
- Partnered with Indianapolis Power & Light to reset power bills to $0 for 58 needy families ($12,000 total).
- Helped struggling heroes for the holidays and gave $25,000 to 14 military families in need.
- When learning about his high school's faulty weight room, gifted $40,000 to build a new one.
- In 2013 at the November 10 "Salute to Service" game in Indianapolis, had yet another surprise in store in support of the U.S. Armed Forces when he reunited a military husband with his wife and two sons and donated a new Toyota SUV to the family.
- Donated a personal dining experience, "Pancakes with Pat" to a group of four who made a significant donation to Indy Honor Flight.
- Was a guest speaker at the 205th Infantry Brigade Ball.
- Visited Camp Atterbury to provide moral support to soldiers who are about to be deployed overseas.
- Initiated and funded the #ThankAHero Campaign and refurbished the house of a Purple Heart recipient.
- In 2015, met with each WFOH veteran as part of Armed Forces Day at training camp.
- Participates in the Community Ticket Block program and has sent more than 600 local Hoosier troops to a Colts game.
- Supported Breast Cancer Awareness Month by participating in the Colts Pamper Her Pink program.
- Supported The Relay for Life through the local The Relay For Life of Brownsburg, Ind.
- Serves as the team's representative on United Way's TEAM NFL initiative. Through this campaign, Pat supports "Live United", as well as a healthy and active lifestyle with the United Way of Central Indiana.
- Has served as a player representative for Hometown Huddle in partnership with the United Way.
- Was a speaker at the United Way Breakfast of Champions in 2015.
- Flew in the green flag for the 2015 Indianapolis 500 on an IU Health helicopter.
- Participated in Lawrence North High School's half-court shooting contest for leukemia research and donated $4,000 to the student fund.
- Distributed backpacks to foster children at the 2015 Books for Youth event at North Central High School.
- Hosted the Night of Shining Stars event presented by the Foyt family, which benefitted the Indiana Children's Wish Fund.
- Volunteers his time to boost morale of sick children and families at local hospitals.
- Was a guest speaker at the American Heart Association AHA Leadership Breakfast in 2015.
- Was the 2013 Bleed Blue Blood Drive spokesperson and featured player.
- Born in Plum, Pa.

CAREER REGULAR SEASON STATISTICS

Year	GP	GS	No.	Yards	Avg.	Net	TB	In20	LG	Blk.
2015 IND	16	0	85	4,052	47.7	41.7	6	28	63	0
2014 IND	16	0	69	3,221	46.7	42.8	3	30	61	0
2013 IND	16	0	76	3,499	46.0	38.5	7	27	65	1
2012 IND	16	0	73	3,520	48.2	40.3	8	26	64	1
2011 IND	16	0	88	4,098	46.6	39.2	3	21	64	1
2010 IND	15	0	65	2,731	42.0	35.4	7	21	66	0
2009 IND	16	0	64	2,837	44.3	37.8	6	21	60	0
TOTAL	**111**	**0**	**520**	**23,958**	**46.1**	**39.5**	**40**	**174**	**66**	**3**

CAREER POSTSEASON STATISTICS

Year	GP	GS	No.	Yards	Avg.	Net	TB	In20	LG	Blk.
2014 IND	3	0	13	623	47.9	36.4	3	1	68	0
2013 IND	2	0	6	310	51.7	44.7	0	0	58	0
2012 IND	1	0	4	194	48.5	34.3	0	0	53	0
2010 IND	1	0	4	153	38.3	34.5	0	1	46	0
2009 IND	3	0	12	550	45.8	42.8	1	3	56	0
TOTAL	**10**	**0**	**39**	**1,830**	**46.9**	**39.2**	**4**	**5**	**68**	**0**

SPECIAL TEAMS TACKLES: 32 (2015 - 1, 2014 - 2, 2013 - 4, 2012 - 9, 2011 - 8, 2010 - 4, 2009 - 4)
ADDITIONAL STATISTICS: Converted one fake punt for 18 yards and a first down at Tennessee (9/27/15)

GETTING TO KNOW PAT McAFEE

Favorite team and/or athlete outside of football: The United States Military…every member current and former.
Hobbies outside of football: I enjoy plenty of things in life. From naps to eating delicious food. But my favorite hobby is hanging out with my dog.
What is something interesting about you that most people may not know: I thoroughly enjoy writing. Poetry, scripts, songs, haikus, you name it. I enjoy putting my thoughts into words.
Favorite food: I've been trying to eat healthy now that I'm getting older. But boy, a pepperoni pizza with ranch dressing is tough to beat.
If you could have lunch with three people, living or dead, who would they be: Steve Jobs, Dr. Martin Luther King, Jr. and Marcus Luttrell

80 TE

MIKE McFARLAND

6-6 • 262 • SOUTH FLORIDA
NFL EXP: 1 (1st Year with Colts)
HOW ACQUIRED: FA – 2016
BORN: 11/15/91
GP/GS (POSTSEASON): 0/0 (0/0)

CAREER TRANSACTIONS:

- Placed on Injured Reserve on May 11, 2016.
- Signed by the Colts as a free agent on March 30, 2016.
- Released by the Houston Texans on October 29, 2015.
- Signed by the Texans as an undrafted free agent on May 8, 2015.

2015 (TEXANS):

- Spent the preseason with Houston before being placed on Injured Reserve on August 20. Was waived from the Injured Reserve list on October 29.

COLLEGE:

- Appeared in all 48 games (16 starts) during his collegiate career at South Florida and recorded 55 receptions for 643 yards and two touchdowns as well as notching four blocked field goals.
- Was named Second Team All-AAC by Phil Steele as a redshirt senior in 2014, competing in all 12 games (10 starts) and compiling 27 catches for 315 yards. Also tallied one blocked field goal on special teams.
- In 2013, played in 12 games (six starts) and totaled 23 receptions for 288 yards and two touchdowns while nabbing three blocked field goals on his way to earning All-AAC second-team honors.
- Saw action in all 12 games as a redshirt sophomore tallying four receptions for 32 yards.
- As a redshirt freshman in 2011, appeared in all 12 games securing one reception for eight yards.
- Redshirted as a true freshman in 2010 after transferring from Florida.

SINGLE-GAME HIGHS

REC: N/A	**RUSH: N/A**
YARDS: N/A	**YARDS: N/A**
TDS: N/A	**TDS: N/A**
LG: N/A	**LG: N/A**

PERSONAL:

- Attended Blake High School in Tampa, Fla. where he graduated as a four-star prospect and No. 12-ranked tight end in the nation by *Scout.com.*
- Earned all-league and all-area honors playing at both the tight end and quarterback positions.
- Majored in interdisciplinary social science at South Florida.
- Born in Tampa, Fla.

CAREER REGULAR SEASON STATISTICS

			RECEIVING					RUSHING				
Year	GP	GS	No.	Yards	Avg.	LG	TD	No.	Yards	Avg.	LG	TD
2015 HOU	INJURED RESERVE											
TOTAL	**0**	**0**	**0**	**0**	**0.0**	**0**	**0**	**0**	**0**	**0.0**	**0**	**0**

GETTING TO KNOW MIKE McFARLAND

Favorite team and/or athlete outside of football: LeBron James
Favorite musician and/or song: Jay-Z and Drake - "Pound Cake"
Hobbies outside of football: Fishing and basketball
What is something interesting about you that most people may not know: My family breeds greyhounds
Favorite food: Chicken and dumplings
Favorite vacation spot: Bahamas
If you could have lunch with three people, living or dead, who would they be: Jay-Z, my father and my grandmother
Favorite movie: *The Blind Side*
What's the one thing you couldn't live without: My daughter, Nakayla

99 DT

T.Y. McGILL

6-0 • 310 • NORTH CAROLINA STATE
NFL EXP: 2 (2nd Year with Colts)
HOW ACQUIRED: W – 2015 (SEA)
BORN: 11/23/92
GP/GS (POSTSEASON): 12/0 (0/0)

CAREER TRANSACTIONS:

- Claimed off waivers (Seattle) by the Colts on September 6, 2015.
- Waived by the Seattle Seahawks on September 5, 2015.
- Signed by Seattle as an undrafted free agent on May 15, 2015.

2015 (COLTS):

- Competed in 12 games as a rookie and totaled 12 tackles (eight solo), 3.0 sacks and 4.0 tackles for loss. Was inactive for another four contests.
- In a Week 1 loss at Buffalo (9/13), saw action on defense in his NFL debut, but did not record a tackle.
- Posted one tackle and added his first career kickoff return which went for 15 yards in a Week 13 loss at Pittsburgh (12/6).
- Tallied two tackles in a Week 14 loss at Jacksonville (12/13).
- Posted three tackles and the first two sacks of his career in a Week 16 win at Miami (12/27). Logged his first career sack, which went for a safety and a 2-0 lead in the first quarter. Added his second quarterback takedown on Miami's final possession of the game, which went for a nine-yard loss.
- In a Week 17 victory against Tennessee (1/3/16), finished with 1.0 sack.

COLLEGE:

- Played in 49 games (21 starts) at North Carolina State and collected 131 tackles (78 solo), 10.0 sacks and 24.5 tackles for loss.
- In 2014, he finished his senior year with 37 tackles (22 solo), 8.0 tackles for loss and 3.0 sacks in 11 games.
- Played in 12 games and tallied 25 tackles, 2.0 sacks and 5.0 tackles for loss his junior season in 2013.
- Started 10 games his sophomore season in 2012 and finished the year with 39 tackles, 5.0 sacks and 10.5 tackles for loss.
- Tallied a season-high eight tackles and 2.0 sacks against Maryland. Earned ACC Defensive Lineman of the Week honors.
- Played in 13 games in 2011 and was the only freshman to start a game for North Carolina State.

SINGLE-GAME HIGHS

TACKLES: 3 at MIA (12/27/15)
SACKS: 2.0 at MIA (12/27/15)
FF: 0
FR: 0
INT: 0
PD: 0

PERSONAL:

- Attended Wayne County High School in Jesup, Georgia and was an all-region selection after his junior and senior seasons.
- Tallied 10.0 sacks his senior year.
- Was selected to play in the 2010 Georgia North/South All-Star game.
- Served as team captain in football and basketball.

- Was voted the team's MVP by his teammates.
- In 2015, visited patients at the IU Simon Cancer Center.
- Distributed Thanksgiving meals to families as part of the 2015 Horseshoe Helpings event.
- Volunteered at the 2015 Cold Feet Warm Shoes event and helped students get fitted for new shoes and hats.
- Working with Trinity House in 2015, purchased Christmas gifts for young men in foster care. Also shopped for the holidays with underserved children as part of the team's Shop with a Colt event.
- A native of Jesup, Ga.

CAREER REGULAR SEASON STATISTICS

Year	GP	GS	Solo	Asst.	Total	Sacks	PD	FF	FR	INT	Yds	Avg.	LG	TD
2015 IND	12	1	8	4	12	3.0	0	0	0	0	0	0.0	0	0
TOTAL	**12**	**1**	**8**	**4**	**12**	**3.0**	**0**	**0**	**0**	**0**	**0**	**0.0**	**0**	**0**

ADDITIONAL STATS: Returned a kickoff 15 yards at Pittsburgh (12/6/15)

GETTING TO KNOW T.Y. McGILL

Favorite team and/or athlete outside of football: LeBron James
Favorite musician and/or song: Fetty Wap – "My Way"
Hobbies outside of football: Playing video games
What is something interesting about you that most people may not know: I ran track in high school at 275 pounds
Favorite food: Seafood
If you could have lunch with three people, living or dead, who would they be: My mother, dad and grandmother
Favorite movie: *Hardball*

57 ILB JOSH McNARY

6-0 • 251 • ARMY
NFL EXP: 3 (3rd Year with Colts)
HOW ACQUIRED: FA – 2013
BORN: 4/10/88
GP/GS (POSTSEASON): 33/5 (4/0)

CAREER TRANSACTIONS:
- Signed from the Colts practice squad to the active roster on September 15, 2015.
- Signed to the Colts practice squad on September 6, 2015.
- Signed from the Colts practice squad to the active roster on November 26, 2013.
- Signed to the Colts practice squad on September 1, 2013.
- Waived by the Colts on August 31, 2013.
- Signed by the Colts as a free agent on April 11, 2013.

2015 (COLTS):
- Competed in 13 games (one start) at linebacker and on special teams. Finished the year with 21 tackles (10 solo), 1.0 tackle for loss and five special teams stops. Was placed on Injured Reserve on December 29.
- Saw significant action at linebacker as well as special teams in a Week 4 win against Jacksonville (10/4). Finished the game with eight tackles (five solo), 1.0 tackle for loss and one special teams stop.
- Tallied four tackles and competed on special teams in a Week 6 loss against New England (10/18).
- In a Week 7 loss against New Orleans (10/25), participated on special teams and finished with three tackles.
- Made his first start of the season at WILL linebacker in a Week 14 loss at Jacksonville (12/13) and totaled nine tackles (three solo).

SINGLE-GAME HIGHS

TACKLES: 11 at TEN (12/28/14)
SACKS: 0.5 at TEN (12/28/14)
FF: 0
FR: 0
INT: 0
PD: 0

2014 (COLTS):
- Competed in 15 games (four starts) and totaled 38 tackles (20 solo), half of a sack and 1.0 tackle for loss while contributing with 11 special teams stops.
- Saw action in two postseason contests and recorded one special teams tackle.

- Competed in the team's Week 1 contest at Denver (9/7) and totaled five tackles (three solo) in the loss.
- Made his first NFL start at WILL linebacker in a Week 2 loss against Philadelphia (9/15) and totaled eight tackles (four solo).
- In a Week 3 victory at Jacksonville (9/21), started at WILL linebacker and compiled nine tackles (four solo). Was part of a defense that shutout Jacksonville in the first half while limiting the Jaguars to 55 first half net yards.
- Started at WILL linebacker in a Week 17 win at Tennesee (12/28) and compiled a career-high 11 tackles (five solo) while recording his first career sack when he split a quarterback takedown with Cory Redding in the first quarter. Also added one special teams tackle.
- In the team's AFC Wild Card Playoff win against Cincinnati (1/4/15), participated on special teams and finished with one tackle.
- Participated on special teams in Indianapolis' AFC Divisional Playoff victory at Denver (1/11/15), but did not record a tackle.

2013 (COLTS):
- Played in five games at inside linebacker and registered 16 tackles (13 solo).
- Saw action in his first career NFL game during a Week 13 victory at Tennessee (12/1). Contributed with a quarterback pressure, which forced a Titans incomplete pass on a third down.
- In a Week 14 loss at Cincinnati (12/8), participated at linebacker and notched his first career tackles (two).
- Participated at linebacker and on special teams in a Week 15 win against Houston (12/15). Finished with one tackle and one special teams stop.
- Saw extensive time at linebacker in a Week 16 victory at Kansas City and finished with five tackles (three solo).
- Established a career-high with eight tackles (seven solo) while adding one tackle on special teams in a Week 17 victory against Jacksonville (12/29).
- Participated in his first career postseason contest during the team's Wild Card Playoff victory against Kansas City (1/4/14) and finished with three solo tackles and four special teams stops.
- In the team's Divisional Playoff loss at New England (1/11/14), posted three tackles at linebacker and also saw action on special teams, finishing with two stops.

2011-2013:
- Upon graduation from West Point, fulfilled his active duty commitment in the Army.

COLLEGE:
- Totaled 195 tackles (117 solo), 49.0 tackles for loss, 28.0 sacks, nine passes defensed, five forced fumbles and three fumble recoveries in 46 games played at Army.
- Graduated as Army's all-time career leader in sacks and tackles for loss.

QUICK HITS

Upon his graduation from West Point, McNary fulfilled his active duty commitment in the Army from 2011-13 before pursuing an NFL career.

- Is the only player in school history to record two double-digit sack seasons.
- Holds school records for the most sacks in a single game (4.0) and a single season (12.5).
- Honored with the 2011 East-West Shrine Game Pat Tillman Award, given to the player who best exemplifies character, intelligence, sportsmanship and service.
- As a senior in 2010, registered 46 tackles (28 solo), 12.5 tackles for loss, 10.0 sacks, three forced fumbles, three fumble recoveries and two passes defensed.
- Selected to Phil Steele's 2010 First Team Preseason All-Independent squad.
- Selected as a Second Team Preseason All-America choice by *NationalChamps.net* and a Preseason Honorable Mention All-America selection by Consensus Draft Services.
- As a junior in 2009, established career highs in tackles for loss (22.5) and sacks (12.5), while adding 65 tackles (40 solo), two forced fumbles and two passes defensed.
- Named to Phil Steele's College Football Preview first-team squad following his junior campaign.
- Also selected to the *CollegeFootballNews.com* third-team and was an honorable mention choice by *SI.com*.
- As a sophomore in 2008, posted a career-high 69 tackles (42 solo), to go along with 12.0 tackles for loss, 4.5 sacks and five passes defensed.
- As a freshman in 2007, notched 15 tackles (seven solo) and 1.0 sack in 10 games played.

PERSONAL:
- Was an all-district selection at Clear Lake High School in Houston.
- Moved from strong safety to defensive tackle at the beginning of his senior year and led the team in sacks.
- Registered 11.0 sacks during a one-year stint at USMA Prep School after earning a spot on the roster as a walk-on.
- His father, George, retired from the U.S. Marine Corps with rank of captain.
- His paternal grandfather, George McNary, served in the U.S. Army during the Korean War.
- His maternal grandfather, Aaron Figgs, served in the U.S. Army during World War II.
- His uncle, Ron McNary, currently holds the rank of first sergeant while serving in the U.S. Army.
- Has volunteered at several functions, including the United Way Cold Feet Warm Shoes event, Horseshoe Helpings, Million Meal Marathon and the team's annual playground build.
- Served as a speaker for the Hispanic Heritage Month Football camp.
- Majored in engineering management.
- A native of Houston.

CAREER REGULAR SEASON STATISTICS

Year	GP	GS	Solo	Asst.	Total	Sacks	PD	FF	FR	INT	Yds	Avg.	LG	TD
2015 IND	13	1	10	11	21	0.0	0	0	0	0	0	0.0	0	0
2014 IND	15	4	14	9	23	0.5	0	0	0	0	0	0.0	0	0
2013 IND	5	0	10	2	12	0.0	0	0	0	0	0	0.0	0	0
TOTAL	**33**	**5**	**34**	**22**	**56**	**0.5**	**0**	**0**	**0**	**0**	**0**	**0.0**	**0**	**0**

SPECIAL TEAMS TACKLES: 5 (2015 - 5)

GETTING TO KNOW JOSH McNARY

Favorite team and/or athlete outside of football: Muhammed Ali
Favorite musician and/or song: Curren$y
Favorite food: Cajun seafood
Favorite vacation spot: Hawaii
If you could have lunch with three people, living or dead, who would they be: My great, great, great grandfather Americus McNary, Dalai Lama and Leonardo da Vinci
Favorite movie: *Inglourious Basterds*

75 T/G JACK MEWHORT

6-6 • 312 • OHIO STATE
NFL EXP: 3 (3rd Year with Colts)
HOW ACQUIRED: D2 – 2014 (59th overall)
BORN: 8/30/91
GP/GS (POSTSEASON): 30/30 (3/3)

CAREER TRANSACTIONS:

- Selected by the Colts in the second round (59th overall) of the 2014 NFL Draft.

2015 (COLTS):

- Started all 16 games on the offensive line (three at right tackle, 13 at left guard) for the first time in his career. Blocked for a Colts offense that totaled 5,142 yards of net offense and assisted running back Frank Gore who posted the most rushing yards in a season for a Colts running back (967) dating back to 2007.
- Moved back to left guard and started in a victory at Tennessee (9/27). Assisted a Colts offense that totaled 378 net yards and opened rushing lanes for Frank Gore to total 86 yards and two touchdowns.
- In a Week 5 win at Houston (10/8), started at left guard and opened rushing lanes for Frank Gore to tally 98 yards and one touchdown. The 98 rushing yards are the most for a Colts running back in a single game dating back to 2012. Also blocked for Matt Hasselbeck who threw for 213 yards and two touchdowns.
- Started at left guard in a Week 6 loss against New England (10/18). Blocked for a Colts offense that topped 400 net yards (409) for the first time all season. Provided time for quarterback Andrew Luck to throw for 312 yards and three touchdowns.
- In a Week 7 loss against New Orleans (10/25), started at left guard and provided time for the offense to compile 376 net yards as quarterback Andrew Luck threw for 333 yards and three touchdowns.
- In a Week 9 victory against Denver (11/8), started at left guard and assisted an offense that totaled 365 net yards as running back Frank Gore contributed with 28 carries for 83 yards and one touchdown.
- Started at left guard in a Week 11 win at Atlanta (11/22) and blocked for quarterback Matt Hasselbeck who completed 23-of-32 passes for 213 yards and two touchdowns. Also opened rushing lanes for the Colts to net 74 yards.
- In a Week 17 victory against Tennessee (1/3/16), started at left guard and assisted a Colts offense that logged 327 yards. Provided time for quarterbacks Josh Freeman and Ryan Lindley to throw for 207 combined yards and two touchdowns.

2014 (COLTS):

- Started all 14 games he competed in (13 at left guard, one at right tackle) and assisted the offense in setting a single-season franchise record for net yards (6,506). Also started all three postseason games at left guard.
- Started his first career NFL contest at guard in the team's regular season opener at Denver (9/7). Helped the Colts produce 408 net yards of offense while blocking for Andrew Luck to complete 35-of-53 passes for 370 yards and two touchdowns.
- In a Week 2 loss against Philadelphia (9/15), started at left guard and was part of an offensive line that did not allow a sack. Also assisted a Colts rushing

attack that netted 169 yards.
- Started at left guard and provided time for the offense to finish with 529 net yards (385 passing, 144 rushing), which is the 10th-highest total for a single game in team history. Blocked for Andrew Luck to tie a single-game career-high with four passing touchdowns.
- Was part of an offensive line that did not allow a sack in a Week 4 victory against Tennessee (9/28). Assisted a Colts offense that netted 498 yards as Andrew Luck threw four touchdown passes.
- Started at left guard in a Week 7 win against Cincinnati (10/19) and assisted the offense in totaling 506 net yards. Blocked for Andrew Luck, who registered his franchise-tying fifth consecutive 300-yard passing performance.
- Was part of an offensive line that allowed only 1.0 sack as the Colts totaled 443 net yards of offense in a Week 9 victory at the New York Giants (11/3). Blocked for Andrew Luck to tie his single-game career-high with four passing touchdowns.
- Assisted a Colts offense that totaled 389 net yards, starting at left guard in a Week 12 win against Jacksonville (11/23). The team's 175 rushing yards was the highest total during the season and the most dating back to a Sept. 22, 2013 in a win at San Francisco (184).
- Blocked for a Colts offense that compiled 487 net yards starting at left guard in a Week 13 win against Washington (11/30). It was the team's ninth 400-plus net yard performance, which set a franchise single-season record. Provided time for Andrew Luck to throw for 370 yards as he set a career-high with five touchdown passes.
- Made his first career start at right tackle in a Week 17 victory at Tennessee (12/28) and blocked for Andrew Luck to set a franchise single-season record in passing yards (4,761) as the Colts totaled 378 yards of net offense.
- Started his first career NFL postseason game at left guard in the team's AFC Wild Card Playoff win against Cincinnati (1/4/15). Was part of an offensive line that helped the team compile 482 net yards, the third-highest total for a postseason game in team history. The unit allowed only 1.0 sack as Andrew Luck threw for 376 yards.
- In the team's AFC Divisional Playoff victory at Denver (1/11/15) started at left guard and was part of an offensive line that did not allow a sack as the Colts posted 364 net yards. Blocked for Andrew Luck to throw for 265 yards and two touchdowns in the win.
- Started at left guard in the team's AFC Championship Game loss at New England (1/18/15) and blocked for a Colts offense that recorded 209 net yards of offense.

COLLEGE:
- Competed in 49 career games with Ohio State and started 39 consecutive games to close his career.
- In his final 39 starts, lined up at left tackle for a combined 26 starts as a junior and senior while adding five starts at left guard and eight more at right guard during his sophomore season.
- A three-year starter on the offensive line and was part of a Buckeye team that set a school record with 24 consecutive victories spanning all of the 2012 and 2013 regular seasons.
- Served as a team captain during his senior season.
- Was a finalist for the Senior CLASS Award and served as a team captain.
- Was a consensus All-America selection and added second-team accolades from Walter Camp, *The NFL Draft Report*, The Associated Press, *CBSSports.com*, *Sports Illustrated* and the Football Writers Association in addition to being a first-team choice by ESPN.
- Was a candidate for the Outland Trophy as part of Ohio State's prolific, record-setting offense, that set school records for the most points scored (637), rushing yards (4,321) and total touchdowns (83).
- Named a First Team All-Big Ten Conference choice after registering

115 knockdown blocks and a league-best 24 touchdown-resulting blocks.
- The Buckeyes offensive line assisted a rushing attack that ranked fifth nationally in yards per game (308.6).
- Ohio State averaged an all-time program-high 6.8 yards per carry and was fourth nationally in red zone percentage (.952).
- Took over left tackle duties, starting all 12 games for the Buckeyes in 2012.
- Was named an All-Big Ten Conference honorable mention selection by the league's coaches and was a Second Team All-Big Ten choice by *The NFL Draft Report*.
- Honored as Ohio State's co-Offensive Lineman of the Year and was on the watch list for the Outland Trophy.
- Recorded 13 touchdown-resulting blocks and 79 knockdown blocks.
- In 2011, started the first five games of the season at left guard before shifting to right guard for the final eight contests.
- Was named an All-Big Ten Conference honorable mention selection during his first year as a starter, making the move inside from left tackle.

PERSONAL:
- Started all five offensive line positions during his prep career at St. John's Jesuit High School in Toledo, Ohio.
- Rated the second-best center in the nation by *Rivals.com* and was tabbed as the ninth-best player in the state of Ohio.
- Regarded as the 11th-best offensive tackle in high school by *Scout.com*.
- As a senior, received First Team All-Ohio, All-Toledo City League and All-*Toledo Blade* honors.
- Named to the *SuperPrep* Midwest Top 25 team and the *Detroit Free Press* Best of the Midwest squad.
- Concluded his prep career by playing in the Under Armour All-America game and was also a member of gold-medal winning Team USA at the 2009 Junior World Championships.
- Made visits to the Humane Society of Indianapolis and Riley Hospital.
- Volunteered at the Back Sack Program as part of the 2015 Mayor's Day of Service and and assembed food bags at Gleaners.
- Graduated from Ohio State with a degree in consumer and family resource financial services.
- A native of Toledo, Ohio.

CAREER GP/GS (POSTSEASON):
2015 IND: 16/16
2014 IND: 14/14 (3/3)
TOTAL: 30/30 (3/3)

GETTING TO KNOW JACK MEWHORT

Hobbies outside of football: Watching movies
What is something interesting about you that most people may not know: I am a decent artist
Favorite food: Lasagna
Favorite vacation spot: Captiva Island, Fla.
If you could have lunch with three people, living or dead, who would they be: George Washington, Christopher Columbus and Dr. Martin Luther King, Jr.
Favorite movie: *Gladiator*
What's the one thing you couldn't live without: Sleep

43 CB TEVIN MITCHEL

6-0 • 190 • ARKANSAS
NFL EXP: 2 (2nd Year with Colts)
HOW ACQUIRED: W – 2015 (WAS)
BORN: 8/3/92
GP/GS (POSTSEASON): 0/0 (0/0)

CAREER TRANSACTIONS:

- Claimed off waivers (Washington) by the Colts on August 6, 2015.
- Was waived/injured by the Washington Redskins on August 5, 2015.
- Selected by the Redskins in the sixth round (182nd overall) of the 2015 NFL Draft.

2015 (COLTS):

- Spent the 2015 season on Injured Reserve.

COLLEGE:

- Appeared in 42 games (29 starts) at Arkansas from 2011-14 and finished his career with 157 tackles, 18 passes defensed, two forced fumbles, one fumble recovery, 6.0 tackles for loss and four interceptions, one of which was returned for a touchdown.
- As a senior in 2014, saw action in 11 games (five starts), registering 20 tackles, 1.0 tackle for loss, two interceptions and eight passes defensed. Tied for the team lead in picks and ranked second in passes defensed.
- Started 10-of-11 games in 2013, notching 47 tackles, 3.0 tackles for loss, one interception and five passes defensed.
- Played in eight games (seven starts) as a sophomore in 2012 and recorded 34 tackles, 0.5 tackles for loss, four passes defensed, two forced fumbles and an interception.
- Was named to the SEC All-Freshman Team in 2011 after appearing in all 13 games (seven starts) and tallying 56 tackles, 1.5 tackles for loss, one pass defensed and one fumble recovery. His tackle total ranked sixth on the team and third among SEC freshmen.

SINGLE-GAME HIGHS

TACKLES:	**N/A**
SACKS:	**N/A**
FF:	**N/A**
FR:	**N/A**
INT:	**N/A**
PD:	**N/A**

PERSONAL:

- Attended Legacy High School in Mansfield, Texas and was a U.S. Army All-America and *Rivals.com* Rivals250 selection.
- Ranked as the No. 24 recruit in the state of Texas, the No. 160 overall recruit in the nation and the No. 14 cornerback prospect in the nation by *Rivals.com*.
- Spent time with breast cancer patients and survivors at the Colts 2015 Pamper Her Pink event.
- Distributed Thanksgiving meals to familes as part of the Colts Horseshoe Helpings event in 2015.
- In 2015, volunteered to assist teammate Vontae Davis with his holiday shopping event benefitting underserved youth.
- Majored in communications at Arkansas.
- A native of Mansfield, Texas.

CAREER REGULAR SEASON STATISTICS

Year	GP	GS	Solo	Asst.	Total	Sacks	PD	FF	FR	INT	Yds	Avg.	LG	TD
2015 IND	INJURED RESERVE													
TOTAL	**0**	**0**	**0**	**0**	**0**	**0.0**	**0**	**0**	**0**	**0**	**0**	**0.0**	**0**	**0**

GETTING TO KNOW TEVIN MITCHEL

GETTING TO KNOW

Favorite team and/or athlete outside of football: Steph Curry
Favorite musician and/or song: Kevin Gates
Hobbies outside of football: Fishing
What is something interesting about you that most people may not know: I was born eight weeks early and weighed only two pounds
Favorite food: Lasagna
Favorite vacation spot: Hawaii
If you could have lunch with three people, living or dead, who would they be: Kevin Hart, Will Smith and Mike Epps
Favorite movie: *The Temptation*
What's the one thing you couldn't live without: My children

10 WR DONTE MONCRIEF

6-2 • 222 • MISSISSIPPI
NFL EXP: 3 (3rd Year with Colts)
HOW ACQUIRED: D3 – 2014 (90th overall)
BORN: 8/6/93
GP/GS (POSTSEASON): 31/11 (3/1)

CAREER TRANSACTIONS:
- Originally selected by the Colts in the third round (90th overall) of the 2014 NFL Draft.

2015 (COLTS):
- Started 10-of-16 games at wide receiver and totaled 64 receptions for 733 yards and six touchdowns. Also returned one kickoff for five yards.
- In a Week 1 loss at Buffalo (9/13), started at wide receiver and totaled six receptions for 46 yards and one touchdown.
- Tallied seven catches for 122 yards and one touchdown in a Week 2 loss against the New York Jets (9/21). Earned the team's first points of the game following a 26-yard touchdown reception to cut New York's lead to 10-7. On the play, he topped 100 receiving yards for the third time in his career. The touchdown marked the first time he scored at least one touchdown in back-to-back games.
- Started at wide receiver in a Week 3 victory at Tennessee (9/27) and caught four passes for 32 yards and one touchdown. Following a Colts interception in the fourth quarter caught an 11-yard touchdown to give Indianapolis a 28-27 lead. It was his third consecutive game with a touchdown reception.
- In a Week 4 win against Jacksonville (10/4), started at wide receiver and caught six passes for 75 yards.
- In a Week 6 loss against New England (10/18), finished with six catches for 69 yards and one touchdown. Contributed with his fourth touchdown of the season on the team's opening offensive possession of the game on a five-yard catch at the 7:16 mark in the first quarter. The touchdown surpassed his season-high of three set as a rookie in 2014.
- Started at wide receiver in a Week 7 loss against New Orleans (10/25) and caught four passes for 34 yards and one touchdown. His touchdown came at the 3:05 mark in the fourth quarter and cut New Orleans' lead to 27-21. It was his fifth touchdown of the season and his second in as many games. His five touchdowns tied for the 13th most by a Colts wide receiver through the first seven games of a season in franchise history.
- In a Week 12 victory against Tampa Bay (11/29), recorded eight catches for 114 yards (14.3 avg.). His eight receptions set a new single-game career best while his 114 yards marked his fourth career 100-yard contest. Moncrief also topped 1,000 yards for his career.
- Started at wide receiver in a Week 15 loss against Houston (12/20) and led the team with five catches for 51 yards and one touchdown.Tallied his sixth touchdown of the season on an 11-yard pass from Matt Hasselbeck in the second quarter. The score was his first dating back to Oct. 25 against New Orleans and gave the Colts a 7-0 lead.

SINGLE-GAME HIGHS
REC: 8 vs. TB (11/29/15)
YARDS: 134 vs. WAS (11/30/14)
TDS: 2 vs. WAS (11/30/14)
LG: 79t vs. WAS (11/30/14)
RUSH: 1, four times (Last: vs. WAS 11/30/14)
YARDS: 7 at JAX (9/21/14)
TDS: 0
LG: 7 at JAX (9/21/14)

2014 (COLTS):
- Competed in all 16 games (two starts) in his first season with the Colts. Totaled 32 receptions for 444 yards (13.9 avg.) and three touchdowns. Also contributed with four rushes for 17 yards while adding two special teams tackles. Saw action in all three postseason games (one start) and caught five passes for 86 yards and one touchdown.
- Competed at wide receiver in his Colts debut during the team's Week 1 regular season opener at Denver (9/7). Caught one pass for nine yards.
- Totaled seven catches for 113 yards and his first career touchdown in a Week 8 loss at Pittsburgh (10/26). Also contributed with a 52-yard reception in the second quarter, which was his second-longest catch of the season. Became the third Colts receiver to top 100-plus receiving yards in a single game during the season. Along with teammate T.Y. Hilton, the duo each posted 100-plus receiving yards, marking the second time the team had two 100-yard receivers in the same game during the season (Reggie Wayne (119) and T.Y. Hilton (105) vs. Tennessee). It was the 42nd occasion in franchise

history where the Colts had two 100-yard receivers in the same game.

- Made his first career start at wide receiver in a Week 13 win against Washington (11/30). Caught three passes for a career-high 134 yards and two touchdowns for his first career multiple-touchdown game. Notched his second 100-yard receiving performance of the season and became the seventh rookie in Colts history to record multiple 100-yard receiving games in a single season. Caught his first touchdown on a 48-yard grab in the third quarter to give the Colts a 28-17 lead. On his second touchdown in the fourth quarter, was on the receiving end of Andrew Luck's then-career-long 79-yard pass. The performance ranks as the highest receiving average by a Colts rookie and the second-highest by any Colts player in a single game. His yardage total also tied for the fourth-most receiving yards by a Colts rookie in a single game.
- Finished with three receptions for 33 yards in a Week 14 victory at Cleveland (12/7). His 27-yard third down reception on the team's final drive of the game led to the eventual game-winning score from T.Y. Hilton with 32 seconds remaining.
- In his first career postseason contest, an AFC Wild Card Playoff win against Cincinnati (1/4/15), totaled three receptions for 54 yards including a 36-yard touchdown. The touchdown, which came in the third quarter, gave the Colts a 20-10 lead.
- Started his first career postseason game at wide receiver in the team's AFC Divisional Playoff victory at Denver (1/11/15) and finished with two catches for 32 yards.
- Was targeted once, but did not finish with a catch in an AFC Championship Game loss at New England (1/18/15).

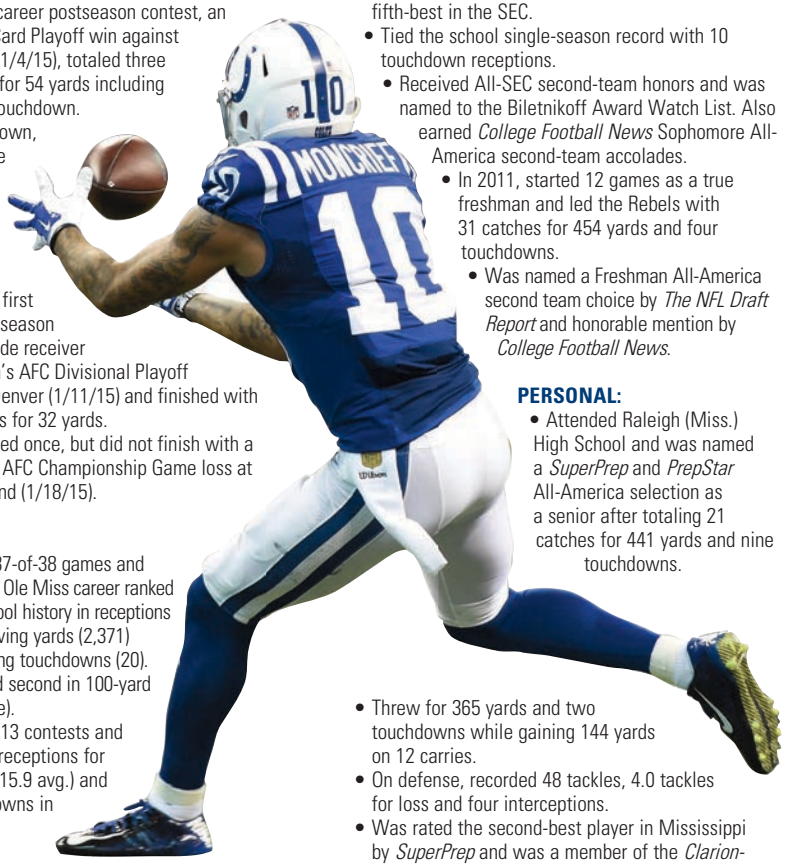

COLLEGE:

- Started in 37-of-38 games and finished his Ole Miss career ranked third in school history in receptions (156), receiving yards (2,371) and receiving touchdowns (20). Also ranked second in 100-yard games (nine).
- Started all 13 contests and totaled 59 receptions for 938 yards (15.9 avg.) and six touchdowns in 2013.
- Earned All-America honorable mention and All-SEC second-team accolades from *The NFL Draft Report*.
- Received National Wide Receiver of the Week honorable mention honors from College Football Performance Awards after catching six passes for 122 yards and two touchdowns against Auburn.
- Ranked second on the team with 59 catches and led Ole Miss with 938 receiving yards, the fourth-best total on the school annual record chart.
- Posted at least five catches in eight different contests and set the school record for 100-yard receiving performances with five.
- Established a season-high 149 receiving yards on seven catches and hauled in a 52-yard touchdown against Arkansas.
- Finished with 113 yards and one touchdown against Georgia Tech in the Music City Bowl.
- In 2012, started 12 games and led the team with a career-high 66 receptions, which ranked sixth in the conference, along with placing fourth in the school season-record book.
- Finished with 979 receiving yards, the second-best total in a single-season by a Rebel and compiled a 75.3 receiving yards per game average, which was fifth-best in the SEC.
- Tied the school single-season record with 10 touchdown receptions.
- Received All-SEC second-team honors and was named to the Biletnikoff Award Watch List. Also earned *College Football News* Sophomore All-America second-team accolades.
- In 2011, started 12 games as a true freshman and led the Rebels with 31 catches for 454 yards and four touchdowns.
- Was named a Freshman All-America second team choice by *The NFL Draft Report* and honorable mention by *College Football News*.

PERSONAL:

- Attended Raleigh (Miss.) High School and was named a *SuperPrep* and *PrepStar* All-America selection as a senior after totaling 21 catches for 441 yards and nine touchdowns.
- Threw for 365 yards and two touchdowns while gaining 144 yards on 12 carries.
- On defense, recorded 48 tackles, 4.0 tackles for loss and four interceptions.
- Was rated the second-best player in Mississippi by *SuperPrep* and was a member of the *Clarion-*

Ledger's Dandy Dozen squad.

- Was the 17th-best receiver in the nation and the third-best receiver in the state according to *Rivals.com*.
- Played in the Alabama-Mississippi All-Star Classic and the Bernard Blackwell Mississippi All-Star Classic as a senior.
- Was named MVP of the school's basketball team and was a two-time Class 3A state champion in the long jump.
- A native of Raleigh, Miss.

QUICK HITS

Moncrief registered three receptions for 134 yards and two touchdowns, including scores of 48 and 79 yards in the team's victory against Washington on November 30, 2014. It was his first career multiple-touchdown game and the second 100-yard receiving performance of his career. Moncrief's 44.7 receiving average ranks as the highest by a Colts rookie and the second-highest by any Colts player in a single game. His yardage total also tied for the fourth-most receiving yards by a Colts rookie in a single game.

CAREER REGULAR SEASON STATISTICS

			RECEIVING					RUSHING				
Year	GP	GS	No.	Yards	Avg.	LG	TD	No.	Yards	Avg.	LG	TD
2015 IND	16	10	64	733	11.5	33	6	0	0	0.0	0	0
2014 IND	16	2	32	444	13.9	79t	3	4	17	4.3	7	0
TOTAL	**32**	**12**	**96**	**1,177**	**12.3**	**79t**	**9**	**4**	**17**	**4.3**	**7**	**0**

CAREER POSTSEASON STATISTICS

			RECEIVING					RUSHING				
Year	GP	GS	No.	Yards	Avg.	LG	TD	No.	Yards	Avg.	LG	TD
2014 IND	3	1	5	86	17.2	36t	1	0	0	0.0	0	0
TOTAL	**3**	**1**	**5**	**86**	**17.2**	**36t**	**1**	**0**	**0**	**0.0**	**0**	**0**

SPECIAL TEAMS TACKLES: 2 (2014 - 2)

ADDITIONAL STATISTICS: Returned a kickoff five yards at Buffalo (9/13/15)

GETTING TO KNOW DONTE MONCRIEF

Favorite team and/or athlete outside of football: Cleveland Cavaliers/LeBron James
Favorite musician and/or song: Meek Mill – "Dreams and Nightmares"
Hobbies outside of football: Fishing, hunting and four-wheeling
What is something interesting about you that most people may not know: I like listening to slow music
Favorite food: Tilapia
Favorite vacation spot: California
Favorite movie: *Life*
What's the one thing you couldn't live without: Mother

51 ILB

SIO MOORE

6-1 • 245 • CONNECTICUT
NFL EXP: 4 (2nd Year with Colts)
HOW ACQUIRED: T – 2015 (OAK)
BORN: 5/2/90
GP/GS (POSTSEASON): 38/22 (0/0)

CAREER TRANSACTIONS:

- Acquired by the Colts in a trade with the Oakland Raiders on September 4, 2015 in exchange for a late-round 2016 NFL Draft pick.
- Drafted by the Raiders in the third round (66th overall) of the 2013 NFL Draft.

2015 (COLTS):

- Participated in 12 games during his first season with the Colts and finished the year with nine tackles (five solo), 1.0 tackle for loss and six special teams stops.
- Compiled five tackles (three solo) and 1.0 tackle for loss in a Week 5 victory at Houston (10/8).
- Participated on special teams in a Week 7 loss against New Orleans (10/25) and finished with three special teams stops.
- Led the team with two special teams tackles in a Week 9 victory against Denver (11/8).
- Competed at linebacker and on special teams in a Week 13 loss at Pittsburgh (12/6) and notched two tackles.

2014 (RAIDERS):

- Started 11 games and set a career-high with 112 tackles before a hip injury ended his season. He also added 3.0 sacks, one forced fumble and two passes defensed.
- Recorded 15 tackles (11 solo), 1.0 sack and one forced fumble in the regular season opener at the New York Jets (9/7).
- Led the team with 11 tackles (nine solo) against San Diego (10/12).
- Registered a team-high 13 tackles (10 solo) and added 1.0 sack at Seattle (11/2).
- Racked up a team-high 13 tackles (10 solo) and helped seal the team's victory with a sack of Alex Smith on a third-and-six play with 49 seconds left in the game against Kansas City (11/20).

2013 (RAIDERS):

- Started 11 games as a rookie and totaled 55 tackles (33 solo), 4.5 sacks and one forced fumble. His 4.5 sacks ranked fourth among NFL rookies.
- Was named to the Pro Football Writers of America's All-Rookie Team becoming the first Raider to do so since 2011.

SINGLE-GAME HIGHS

TACKLES: 15 at NYJ (9/7/14)
SACKS: 1.5 vs. PIT (10/27/13)
FF: 1, two times (Last: at NYJ 9/7/14)
FR: 0
INT: 0
PD: 1 vs. DEN (11/9/14)

- Made his NFL debut as a reserve linebacker at Indianapolis (9/8).
- Made his first career start at linebacker and totaled two tackles and 1.0 tackle for loss against Jacksonville (9/15).
- Recorded his first career sack on the game's first play from scrimmage, dropping Alex Smith for a seven-yard loss and contributed with three tackles at Kansas City (10/13).
- Was voted the NFL Pepsi Next Rookie of the Week for his eight-tackle, 1.5-sack performance against Pittsburgh (10/27).
- Set a season-high with nine tackles (eight solo) and added one forced fumble on an 11-yard sack of Eli Manning at the New York Giants (11/10).

COLLEGE:

- Appeared in 41 games (31 starts) for Connecticut and recorded 274 tackles, 44.0 tackles for a loss, 16.0 sacks, two forced fumbles and one interception.
- Was named a First Team All-Big East selection as a senior in 2012 having played in all 12 games (10 starts) and finishing with 72 tackles (45 solo), 15.5 tackles for loss and 8.0 sacks.
- In 2011, he started all 12 games and ranked third on the team with 86 tackles while leading the team with 16.0 tackles for loss and ranking second with 6.5 sacks.
- Played in nine games during the 2010 season, collecting 110 tackles, 11.5 tackles for loss and 1.5 sacks.
- Was named the Big East Defensive Player of the Week, Walter Camp Football Foundation and the Football Writers Association of America/Bronco Nagurski Award National Defensive Player of the Week after a 17-tackle performance against West Virginia.

- Earned Big East Defensive Player of the Week honors after recording 16 tackles and one interception against Buffalo.
- Saw action in four games during his redshirt freshman season in 2009 tallying six tackles and 1.0 tackle for loss.

PERSONAL:
- Attended Apex (N.C.) High School where he lettered in football and track.
- Earned all-area and All-Tri Seven Football League honors as a fullback and linebacker as a senior.
- Lettered as a running back during his junior season after not playing as a sophomore.
- Played his freshman season at West Haven (Conn.) High School
- Majored in political science at Connecticut.
- Was a college teammate with Colts running back Jordan Todman.
- His given name is Snorsio Alston Moore.
- Was born in Monrovia, Liberia and was raised in Cary, N.C.

QUICK HITS

Started 11 games as a rookie in Oakland and totaled 55 tackles (33 solo), 4.5 sacks and one forced fumble. His 4.5 sacks ranked fourth among NFL rookies. Was named to the Pro Football Writers of America's All-Rookie Team becoming the first Raider to do so since 2011.

CAREER REGULAR SEASON STATISTICS

Year	GP	GS	Solo	Asst.	Total	Sacks	PD	FF	FR	INT	Yds	Avg.	LG	TD
2015 IND	12	0	5	4	9	0.0	0	0	0	0	0	0.0	0	0
2014 OAK	11	11	67	23	90	3.0	1	1	0	0	0	0.0	0	0
2013 OAK	15	11	38	12	50	4.5	0	1	0	0	0	0.0	0	0
TOTAL	**38**	**22**	**110**	**39**	**149**	**7.5**	**1**	**2**	**0**	**0**	**0**	**0.0**	**0**	**0**

SPECIAL TEAMS TACKLES: 6 (2015 - 6)

GETTING TO KNOW SIO MOORE

Favorite musician and/or song: B.B. King and Kanye West - "No Church In The Wild"
Hobbies outside of football: Reading and working with future generations of men and women
What is something interesting about you that most people may not know: I'm a big reader, writer and music collector with over 370,000 songs.
Favorite food: Cassava Leaf
Favorite vacation spot: Mom's kitchen
If you could have lunch with three people, living or dead, who would they be: B.B. King, Dr. Martin Luther King, Jr. and Kanye West
Favorite movie: *Gladiator*
What's the one thing you couldn't live without: God

7 QB

STEPHEN **MORRIS**

6-2 • 218 • MIAMI (FL)
NFL EXP: 1 (1st Year with Colts)
HOW ACQUIRED: FA – 2015
BORN: 8/27/92
GP/GS (POSTSEASON): 0/0 (0/0)

CAREER TRANSACTIONS:
- Signed to the Colts active roster from the Philadelphia Eagles practice squad on December 24, 2015.
- Signed to the Eagles practice squad on September 23, 2015.
- Released by Philadelphia on September 21, 2015.
- Claimed off waivers (Jacksonville) by the Eagles on September 6, 2015.
- Released by the Jacksonville Jaguars on September 4, 2015.
- Elevated to the Jaguars active roster from the practice squad on December 17, 2014.
- Signed to the Jacksonville practice squad on September 1, 2014.

SINGLE-GAME HIGHS

ATT: N/A	**RATING: N/A**
COMP: N/A	**RUSH: N/A**
YARDS: N/A	**YARDS: N/A**
TDS: N/A	**TDS: N/A**
LG: N/A	**LG: N/A**

- Released by the Jaguars on August 29, 2014.
- Signed as an undrafted free agent by Jacksonville on May 12, 2014.

2015 (EAGLES/COLTS):
- Spent Weeks 3-15 on Philadelphia's practice squad after serving on the team's active roster for the first two games of the season.
- Was inactive at Atlanta (9/14).
- Listed as inactive against Dallas (9/20).
- Was active, but did not play in the Colts Week 16 win at Miami (12/27).
- Listed as inactive for Indianapolis' regular season finale win against Tennessee (1/3/16).

2014 (JAGUARS):
- Spent the first 15 weeks of the season on the team's practice squad prior to being signed to the 53-man roster for the final two games of the season on December 17.
- Dressed but did not play against Tennessee (12/18).
- Was inactive at Houston (12/28).

COLLEGE:
- Was a three-year letterman at the University of Miami, playing in 36 games (30 starts), completing 551-of-955 passes (57.7 pct.) for 7,896 yards, 49 touchdowns and 30 interceptions.
- Finished his collegiate career ranked third all-time in passing, third in passing touchdowns, third in passing attempts, fourth in completions and ninth in completion percentage for the Hurricanes.
- Started all 13 games under center as a senior and was a Third Team All-ACC selection by the league's coaches after completing 198-of-344 passes (57.6 pct.) for 3,028 yards and throwing 21 touchdowns and 12 interceptions. Became the second quarterback in school history to have multiple 3,000-yard passing seasons. Was the only quarterback in FBS to complete a 50-plus yard pass in nine different games.
- Started all 12 games as a junior, completing 245-of-421 passes (58.2 pct.) for 3,345 yards, 21 touchdowns and seven interceptions. His 3,345 yards passing was the fifth-most in a single season in school history. Set the Miami single-season total offense mark with 3,415 yards, eclipsing previous mark set by Bernie Kosar (3,412) in 1984.
- Saw action in five games (one start) as a sophomore in 2011 and completed 26-of-37 passes (70.6 pct.) for 283 yards a year removed from offseason back surgery.
- Played in six games (four starts) as a true freshman completing 82-of-153 passes for 1,240 yards, seven touchdowns and nine interceptions. Had team-high 125.0 quarterback efficiency rating.
- Was named ACC Rookie of the Week after orchestrating a comeback win over Maryland in which he threw for 286 yards, including the game-winning touchdown pass with 37 seconds left.

PERSONAL:
- Attended Monsignor Edward Pace High School in Miami Gardens, Fla. where he completed 240-of-404 passes (59.4 pct.) for 3,536 yards and 162 rushing yards with four touchdowns.
- As a senior, completed 96-of-179 pass attempts (53.7 pct.) for 1,531 yards, 22 touchdowns and six interceptions. Also ran for 125 yards and one touchdown.
- Finished his junior season with 2,005 passing yards, 19 touchdowns and nine interceptions. Named Second Team All-Miami-Dade by the *Miami Herald*.
- Was a college teammate with Colts wide receiver Phillip Dorsett.
- A native of Miami, Fla.

CAREER REGULAR SEASON STATISTICS

			PASSING								RUSHING				
Year	**GP**	**GS**	**Att.**	**Comp.**	**Yards**	**Pct.**	**Yds/Att.**	**TD**	**INT**	**LG**	**No.**	**Yards**	**Avg.**	**LG**	**TD**
2015 PHI/IND	0	0	0	0	0	0.0%	0.0	0	0	0	0	0	0.0	0	0
2014 JAC	0	0	0	0	0	0.0%	0.0	0	0	0	0	0	0.0	0	0
TOTAL	**0**	**0**	**0**	**0**	**0**	**0.0%**	**0.0**	**0**	**0**	**0**	**0**	**0**	**0.0**	**0**	**0**

GETTING TO KNOW STEPHEN MORRIS

Favorite musician and/or song: Drake
What is something interesting about you that most people may not know: I played drums at my church
Favorite food: Any pasta
Favorite vacation spot: Miami, my hometown
If you could have lunch with three people, living or dead, who would they be: My grandparents and my uncle who passed away
Favorite movie: I love the 007 movies and all Marvel movies

65 G KITT O'BRIEN

6-5 • 325 • BALL STATE
NFL EXP: 1 (1st Year with Colts)
HOW ACQUIRED: FA – 2015
BORN: 4/29/90
GP/GS (POSTSEASON): 0/0 (0/0)

CAREER TRANSACTIONS:
- Signed by the Colts to a reserve/future contract on January 5, 2016.
- Signed by the Colts to the practice squad on December 29, 2015.
- Released by the Colts from the practice squad on November 10, 2015.
- Signed by the Colts to the practice squad on October 31, 2015.
- Waived by the Colts on September 5, 2015.
- Signed by the Colts as a free agent on August 10, 2015.
- Waived by the Colts on August 8, 2015.
- Signed by the Colts as an undrafted free agent on August 7, 2015

2015 (COLTS):
- Spent three weeks on the Colts practice squad.

AFL CAREER:
- Spent two years with the Cleveland Gladiators of the AFL.
- Started in 17-of-18 games in 2014 and started five games during his rookie campaign in 2013.

COLLEGE:
- Appeared in 40 games for Ball State, starting in 36 contests.
- Was a 2012 Ball State Ray Louthen Senior Participation Award recipient.
- In 2012, was part of an offensive line that blocked for quarterback Keith Wenning, who set a school record with 301 completions and threw for 3,095 yards, the third most in program history. Also opened rushing lanes for Jahwan Edwards who totaled 1,410 rushing yards, the third highest single-season total in Ball State history.
- As a junior in 2011, helped the offense finish 12th in the NCAA for fewest sacks allowed, giving up only 11.0 sacks during the season.
- In 2010, started all 12 games at right guard.
- Appeared in three games as a freshman, starting in two contests.

PERSONAL:
- Was a four-year letterwinner in basketball and football at Lewis Cass High School in Walton, Ind.
- Named to the Indiana Football Coaches Association Top 50 and was an Associated Press All-State selection as a senior.
- Majored in exercise science at Ball State.
- Cousin, Ted Kitchel, played basketball at Indiana from 1978-1983 and was a member of the 1981 NCAA Championship team.
- His uncle, Kelly Kitchel, played football at Purdue and another uncle, Jon Kitchel, played basketball at Purdue.
- A native of Walton, Ind.

CAREER GP/GS (POSTSEASON):
2015 IND: 0/0
TOTAL: 0/0

GETTING TO KNOW KITT O'BRIEN

Favorite team and/or athlete outside of football: Chicago Cubs
Favorite musician and/or song: Pearl Jam
Hobbies outside of football: Fishing, golf and hunting
What is something interesting about you that most people may not know: I grew up on a farm raising sheep and cattle
Favorite food: Tomatoes
Favorite vacation spot: Somerset, Kentucky
If you could have lunch with three people, living or dead, who would they be: Andrew Carnegie, Elon Musk and Jesus Christ
Favorite movie: *Friday Night Lights* and *The Departed*
What's the one thing you couldn't live without: My wife

95 OLB EARL **OKINE**

6-6 • 290 • FLORIDA
NFL EXP: 1 (1st Year with Colts)
HOW ACQUIRED: FA – 2015
BORN: 1/4/90
GP/GS (POSTSEASON): 5/0 (0/0)

CAREER TRANSACTIONS:
- Signed to the Colts active roster from the practice squad on December 21, 2015.
- Signed to the Colts practice squad on October 5, 2015.
- Waived by the Colts on October 1, 2015.
- Signed by the Colts as a free agent on March 3, 2015.
- Competed with the Brooklyn Bolts of the FXFL in October of 2014.
- Signed by the Orlando Predators of the AFL in 2014.
- Released by the Calgary Stampeders of the CFL on November 18, 2013.
- Signed by Calgary on October 14, 2013.
- Waived by the Houston Texans on August 27, 2013.
- Signed with the Texans as an undrafted free agent on May 10, 2013.

2015 (COLTS):
- In five games, totaled seven tackles (four solo) and 1.0 tackle for loss.
- Competed in his first career NFL contest in a Week 1 loss at Buffalo (9/13), but did not record a tackle.
- Saw action on defense and special teams in a Week 2 loss against the New York Jets (9/21) and totaled two tackles.
- In a Week 17 victory against Tennessee (1/3/16), established a season-high with three tackles, including 1.0 tackle for loss.

2014 (BROOKLYN BOLTS, FXFL):
- Competed in four games with the Brooklyn Bolts of the FXFL.

2014 (ORLANDO PREDATORS, AFL):
- Totaled 22 tackles, 5.5 sacks, 7.5 tackles for loss and three passes defensed in 16 games as a rookie with the Predators.

2013 (CALGARY STAMPEDERS, CFL):
- Spent one month with the Calgary Stampeders of the CFL.

2013:
- Was signed by the Houston Texans as an undrafted free agent, but was released prior to the start of the regular season.

SINGLE-GAME HIGHS
TACKLES: 3 vs. TEN (1/3/16)
SACKS: 0.0
FF: 0
FR: 0
INT: 0
PD: 0

COLLEGE:
- Appeared in 42 games at Florida, tallying 27 tackles, 2.5 tackles for loss, 1.0 sack, a blocked field goal and one pass defensed.
- As a senior in 2012, played in 14 games with 12 tackles, half a tackle for loss and one blocked field goal.
- Played in all 13 games as a junior in 2011 recording eight tackles, 1.0 tackle for loss and one pass defensed. Also tied for the team lead with four quarterback hurries.
- Played in 11 games as a sophomore in 2010 recording five total tackles. Played on special teams on punt block and field goal units. Posted the first sack of his career against Kentucky.
- In 2009, played in five games during his redshirt freshman season and tallied the first two tackles of his career as a Gator.
- In 2008, dressed for six games during the season, but did not see game action.

PERSONAL:
- Attended Gainesville (Fla.) High School and was a third-team Class 5-A all-state selection as a senior after collecting 84 tackles and 11.0 sacks. Also caught 15 passes as a tight end.
- Had 87 tackles (50 solo) and 10.0 sacks as a junior.
- Played basketball and lifted weights competitively.
- Was a volunteer for the 2015 Colts Cold Feet Warm Shoes event and helped fit students with new shoes and hats.
- Participated in the 2015 Shop with a Colt event, which benefits underserved children.
- Assisted Trinity House in 2015 by purchasing Christmas gifts for young men in foster care.
- A native of Gainesville, Fla.

CAREER REGULAR SEASON STATISTICS

Year	GP	GS	Solo	Asst.	Total	Sacks	PD	FF	FR	INT	Yds	Avg.	LG	TD
2015 IND	5	0	4	3	7	0.0	0	0	0	0	0	0.0	0	0
TOTAL	**5**	**0**	**4**	**3**	**7**	**0.0**	**0**	**0**	**0**	**0**	**0**	**0.0**	**0**	**0**

GETTING TO KNOW EARL OKINE

Favorite team and/or athlete outside of football: New York Knicks/Carmelo Anthony
What is something interesting about you that most people may not know: Parents are from Ghana
Favorite food: Pizza
Favorite vacation spot: Ghana

45 LS

MATT **OVERTON**

PRO BOWL 1 (2013)

6-1 • 243 • WESTERN WASHINGTON
NFL EXP: 5 (5th Year with Colts)
HOW ACQUIRED: FA – 2012
BORN: 7/6/85
GP/GS (POSTSEASON): 64/0 (6/0)

CAREER TRANSACTIONS:

- Signed as a free agent by the Colts on April 2, 2012.
- Signed by the Omaha Nighthawks of the United Football League in 2010.
- Released by the Seattle Seahawks prior to the start of the 2010 regular season.
- Signed by Seattle as a free agent on February 10, 2010.
- Signed by the Florida Tuskers of the UFL in 2009.
- Signed by the Tri-Cities Fever of the af2 in 2008.
- Released by the Seahawks prior to the start of the 2007 regular season.
- Originally signed by Seattle as an undrafted free agent in 2007.

PRO CAREER:

- Was selected to his first Pro Bowl at the conclusion of the 2013 season.

2015 (COLTS):

- Competed in all 16 games as the team's long snapper. Assisted kicker Adam Vinatieri who recorded his 18th career 100-point season while becoming the third player in NFL history to convert 500 field goals. Snapped for punter Pat McAfee who ranked second in the NFL with a 47.7 average and fifth in the league with a 41.7 net average.
- In a Week 3 victory at Tennessee (9/27), snapped for Adam Vinatieri to convert all five of his extra point attempts. Also snapped for Pat McAfee to record five punts for a 49.8 average with a long kick of 54 yards.
- Snapped for Adam Vinatieri to log 10 points against Jacksonville (10/4) in a Week 4 win as he became the franchise's all-time leading scorer. Also snapped for Pat McAfee who registered a 47.8 punting average with two punts pinned inside the 20-yard line.
- In a Week 7 loss against New Orleans (10/25), snapped for punter Pat McAfee to log career highs in punts (10) and punting yards (517) while snapping for Adam Vinatieri to convert all three extra point attempts.
- Snapped for kicker Adam Vinatieri to convert all four field goal attempts and two extra points in a Week 8 overtime loss at Carolina (11/2). Also snapped for punter Pat McAfee to average 48.7 yards on six punts.
- Served as the long snapper in a Week 11 win at Atlanta (11/22) and snapped for Adam Vinatieri's three extra points and his game-winning 43-yard field goal with 52 seconds remaining in the fourth quarter. Also snapped for Pat McAfee who set a franchise record for career games with a 50.0-plus punting average (16). Contributed with one special teams stop.
- In a Week 12 victory against Tampa Bay (11/29), snapped for Adam Vinatieri to convert 4-of-4 field goals and one extra point. Also snapped for punter Pat McAfee who averaged 52.0 yards on three kicks.
- In a Week 15 loss against Houston (12/20), snapped for Adam Vinatieri to convert both of his field goal and extra point attempts. Also snapped for Pat McAfee who averaged 41.1 yards per punt while pinning five kicks inside the 20-yard line.
- Snapped for Adam Vinatieri who converted his 500th career field goal in a Week 16 win at Miami (12/27). Also snapped for Pat McAfee who totaled five punts for a 51.0 average with a long kick of 63 yards.
- In a Week 17 victory against Tennessee (1/3/16), snapped for Adam Vinatieri who converted on all three field goal attempts and three PATs for 12 points. The three field goals marked 25 consecutive successful kicks for Vinatieri to end the regluar season.

2014 (COLTS):

- Served as the team's long snapper for all 16 games and all three postseason contests. Snapped for punter Pat McAfee who set franchise single-season records with a 42.8 net punting average and 30 punts pinned inside the 20-yard line. Also snapped for kicker Adam Vinatieri who converted 30-of-31 field goals and all 50 extra points for 140 points on the season. Both McAfee and Vinatieri were named to the Associated Press NFL All-Pro team as well as being voted to the Pro Bowl.
- Snapped for punter Pat McAfee to record his third-highest single-game average (55.3) in a Week 2 contest against Philadelphia (9/15). Also snapped for kicker Adam Vinatieri's two field goals and three extra points while adding one special teams tackle.
- In a Week 3 victory at Jacksonville (9/21) handled long snapping duties for Adam Vinatieri to convert 3-of-3 field goals and all five extra point attempts. Also snapped for Pat McAfee to register two punts for a 53.5-yard average.
- In a Week 8 loss at Pittsburgh (10/26), handled snapping duties for Adam Vinatieri's two field goals and four extra points. Also snapped for Pat McAfee to record three punts for a 51.0 average. Posted two tackles on special teams.
- Was the long snapper for Adam Vinatieri's four field goal and four extra point conversions in a Week 9 victory at the New York Giants (11/3). Also snapped for punter Pat McAfee who totaled six punts for a 40.0 average while pinning three punts inside the 20-yard line.
- Handled snapping duties for Adam Vinatieri's two field goals and two extra points in a Week 11 loss against New England (11/16). Vinatieri set an NFL record with his 17th career 100-point season and remained perfect on the year in field goals and extra points. Snapped for punter Pat McAfee to record a career-best 56.7 average on three kicks. Tied for the team lead with two special teams tackles.
- Was the long snapper for a Week 13 victory against Washington (11/30). Snapped for Pat McAfee who tallied three punts for a 46.0 average. Also snapped for Adam Vinatieri's single-game career-high seven extra points.
- In a Week 15 victory against Houston (12/14), was the long snapper for Adam Vinatieri's 29-yard fourth quarter field goal and two extra points. Snapped for Pat McAfee to total seven punts for a 46.4 average, including four punts pinned inside the 20-yard line.
- In the team's AFC Wild Card Playoff win against Cincinnati (1/4/15), handled snapping duties for Adam Vinatieri's four field goals and two extra points. Snapped for Vinatieri to convert a 53-yard field goal in the fourth quarter, the longest kick in Colts postseason history. Also handled long snapping duties for punter Pat McAfee to record four punts for a 51.5 average. It was the third-best average for a postseason game in team history as McAfee also registered the longest punt in a postseason game in team history (68 yards).
- Handled snapping duties for Adam Vinatieri's field goal and three extra points and Pat McAfee's four punts in the team's AFC Divisional Playoff victory at Denver (1/11/15).
- In the team's AFC Championship Game loss at New England (1/18/15), snapped for Pat McAfee's five punts for a 49.6 average with a long kick of 58 yards. Also contributed with one special teams tackle.

2013 (COLTS):

- Competed in all 16 games and served as the long snapper for punter Pat McAfee who averaged 46.0 yards per punt and kicker Adam Vinatieri who converted 35-of-40 field goals and all 34 extra point attempts. Also added five special teams tackles.
- Named to the Pro Bowl for the first time in his career.
- Handled snapping duties for Colts kicker Adam Vinatieri to convert 2-of-3 field goal attempts and two extra points against Miami (9/15) in Week 2. Also snapped to punter Pat McAfee who totaled a 51.5 average and a long punt of 60 yards on four kicks.
- In a Week 3 victory at San Francisco (9/22), handled snapping duties for kicker Adam Vinatieri to convert 2-of-3 field goals (41 and 43 yards) while adding three extra points. Also snapped for punter Pat McAfee to average 48.0 yards per punt on four kicks while pinning three punts inside the 20-yard line.
- Snapped for kicker Adam Vinatieri who converted all three of his field goal attempts in a Week 6 loss at San Diego (10/14). Vinatieri split the uprights from 30, 50 and 51 yards. Also handled snapping duties for punter Pat McAfee to average 40.6 yards on five kicks, including two which were pinned inside the 20-yard line.
- Assisted punter Pat McAfee in setting a franchise record with six punts placed inside the 20-yard line while averaging 48.9 yards per kick in a Week 7 win against Denver (10/20). Also handled snapping duties for kicker Adam Vinatieri to split the uprights on all three of his field goals and all four extra points.
- Handled snapping duties for kicker Adam Vinatieri to split the uprights on all three field goals and all three extra points in a Week 11 victory at Tennessee (11/14). Also snapped for punter Pat McAfee who finished with three punts for a 37.0 average.
- In a Week 13 victory against Tennessee (12/1), handled long snapping duties for kicker Adam Vinatieri's five field goals and one extra point. Also snapped for punter Pat McAfee who netted five punts for a 45.4 average. Contributed with one special teams tackle.
- Handled snapping duties for kicker Adam Vinatieri to split the uprights on 3-of-4 field goal attempts and two extra points in a Week 16 victory at Kansas City (12/22). Also snapped for punter Pat McAfee who logged four kicks for a 50.3 average.

- In a Week 17 win against Jacksonville (12/29), snapped for kicker Adam Vinatieri who converted 3-of-3 field goals and three PATs for 12 points. Vinatieri surpassed 2,000 career points as well as moving into fifth place on the NFL's all-time scoring list. Also handled snapping duties for punter Pat McAfee who averaged 47.4 yards on five punts while setting a franchise record with his 27th punt pinned inside the 20-yard line.
- Handled snapping duties during the team's AFC Wild Card victory against Kansas City (1/4/14). Snapped for kicker Adam Vinatieri to convert one field goal and six extra points. Also snapped for punter Pat McAfee to record one punt for 51 yards.
- During the team's AFC Divisional Playoff loss at New England (1/11/14), handled snapping duties for kicker Adam Vinatieri to convert 2-of-2 field goals and two extra points. Also snapped for punter Pat McAfee, who logged a 51.8 average on five punts. Contributed with one tackle on special teams.

2012 (COLTS):
- Appeared in all 16 games and finished third on the team with nine special teams tackles (six solo).
- Snapped for kicker Adam Vinatieri to convert 26-of-33 field goals and all 37 extra point attempts.
- Snapped for punter Pat McAfee to set franchise single-season records in gross punting average (48.2), net punting average (40.3), punts inside the 20 (26) and 50.0-yard gross average games (five).
- In his first career playoff game, handled snapping duties for punter Pat McAfee to average 48.5 yards per punt, which included a long kick of 53 yards at Baltimore (1/6/13). Also snapped for kicker Adam Vinatieri to convert three-of-four field goals accounting for the team's nine points in the loss.

2010 (OMAHA NIGHTHAWKS, UFL):
- As a member of the Omaha Nighthawks, was named to the United Football League's top 10 players list in 2010 earning the recognition as the league's best long snapper.
- Helped the team win three of their first four games as an expansion team in 2010.

2009 (FLORIDA TUSKERS, UFL):
- With the Florida Tuskers, was part of a team that recorded a perfect 6-0 record while reaching the UFL Championship Game.

2008 (TRI-CITIES FEVER, IFL):
- Was part of a Tri-Cities Fever team that won four games and finished fifth in the NC West.

2007:
- Was signed by the Seattle Seahawks as an undrafted free agent, but was released prior to the start of the regular season.

COLLEGE:
- Was a team captain and two-year starter at defensive end and long snapper for Western Washington.
- Finished his collegiate career with 5.0 sacks, 7.5 tackles for loss, one interception, one forced fumble and seven passes defensed.
- Attended Diablo Valley College from 2003-04 before transferring to Western Washington.

PERSONAL:
- Attended Tracy (Calif.) High School.
- Was an Honorable Mention San Joaquin Athletic Association All-Star as a senior.
- Started and lettered two years as an offensive guard while serving as a co-captain as a senior.
- Also lettered one year in golf and baseball.
- Founder/President of Pros 2 Youth, a non-profit organization based in his hometown of Tracy, Calif.
- Co-owner of Led By Pros Youth Football Academy in Omaha, Neb. with Maurice Clarett.
- Grandson of Washington State Hall of Fame Football Coach Paul Wallrof.
- Father, Tom Overton, played college football at Cal-State Hayward. Son of Lisa Blair and has two siblings, Stefan and Nicole Overton.
- Has volunteered at several functions, including the United Way Cold Feet Warm Shoes event, Horseshoe Helpings, Million Meal Marathon, Hometown Huddle, Pamper Her Pink Dinner and the Colts annual playground build.
- Volunteered for the Kids Against Hunger Million Meal Marathon and Shop With a Colt events.
- Makes several visits to patients at IU Simon Cancer Center and Riley Hospital and was a guest at the Race for Riley event.
- Provided a once in a lifetime experience for Riley Hospital children by supplying suite tickets and limo transportation to a Justin Bieber concert in Indianapolis.
- Served as the emcee for the Bulter University Dance Marathon, benefitting Riley Hospital.
- Was a guest at the Boys and Girls Clubs of Indianapolis Monte Carlo Night.
- Read to students at the Colts Day in Schools event and visited kids at Guion Creek Elementary School and Greenfield Central High School.
- Was a speaker at an NFL PLAY 60 Super School Visit at Brownsburg West Middle School.
- An advocate for the Taco Bell Foundation for teens.
- A morning show personality on 95.5 WFMS The Country Station.
- A native of Tracy, Calif.

CAREER GP/GS (POSTSEASON):
2015 IND: 16/0
2014 IND: 16/0 (3/0)
2013 IND: 16/0 (2/0)
2012 IND: 16/0 (1/0)
TOTAL: 64/0 (6/0)

SPECIAL TEAMS TACKLES: 24 (2015 - 2, 2014 - 8, 2013 - 5, 2012 - 9)

POSTSEASON SPECIAL TEAMS TACKLES: 2 (2014 - 1, 2013 - 1)

GETTING TO KNOW MATT OVERTON

Favorite team and/or athlete outside of football: Tiger Woods
Favorite musician and/or song: Band – Florida Georgia Line. Song – "Bottoms Up" by Brantley Gilbert
Hobbies outside of football: Going to country concerts, rebuilding my 1972 Chevy C10 pickup, golf, traveling, doing awesome things for deserving people, being in the water and hanging out with my two dogs.
What is something interesting about you that most people may not know: I'm the best karaoke singer in the world.
Favorite food: Taco Bell
Favorite vacation spot: Lake Tahoe, Calif.
If you could have lunch with three people, living or dead, who would they be: Jesus Christ, Tiger Woods and Carrie Underwood
Favorite movie: *Heavyweights*
What's the one thing you couldn't live without: Family

54 DT DAVID PARRY

6-2 • 310 • STANFORD
NFL EXP: 2 (2nd Year with Colts)
HOW ACQUIRED: D5 – 2015 (151st overall)
BORN: 3/7/92
GP/GS (POSTSEASON): 16/16 (0/0)

CAREER TRANSACTIONS:

- Selected by the Colts in the fifth round (151st overall) of the 2015 NFL Draft.

2015 (COLTS):

- Started all 16 games as a rookie at nose tackle and recorded 41 tackles (23 solo), 1.0 sack and 4.0 tackles for loss.
- Was one of two rookie defensive linemen in the NFL to start all 16 games.
- Started his first career NFL contest at nose tackle in a Week 1 loss at Buffalo (9/13) and finished with two tackles.
- In a Week 2 loss against the New York Jets (9/21), totaled four tackles (two solo) and 1.0 tackle for loss.
- Posted three solo tackles and his first career sack starting at nose tackle in a Week 3 victory at Tennessee (9/27). The sack came in the second quarter when he brought down Marcus Mariota for an eight-yard loss.
- In a Week 8 overtime loss at Carolina (11/2), posted four tackles (three solo) and one quarterback hurry.
- In a Week 14 loss at Jacksonville (12/13), started at nose tackle and posted six tackles (four solo).
- Tallied four tackles and added 1.0 tackle for loss starting at nose tackle in a Week 15 loss against Houston (12/20).
- Started at nose tackle in a Week 16 win at Miami (12/27) and recorded five tackles (two solo).

SINGLE-GAME HIGHS

TACKLES: 6 at JAX (12/13/15)
SACKS: 1.0 at TEN (9/27/15)
FF: 0
FR: 0
INT: 0
PD: 0

COLLEGE:

- Appeared in 40 games (23 starts) at Stanford and posted 91 tackles (43 solo), 17.5 tackles for loss, 6.5 sacks and two passes defensed.
- Was a Burlsworth Trophy semifinalist, which is awarded annually to the most outstanding college football player who began his career as a walk-on.
- Named an All-Pac-12 honorable mention selection as a senior.

- A three-time member of the Pac-12 All-Academic Team. Received first-team honors in 2014, second-team honors in 2013 and honorable mention honors in 2012.
- Had his best season at Stanford in 2014, finishing with 34 tackles, 7.5 tackles for loss and 4.5 sacks in 12 games played.
- In 2013, played in 14 games, making 23 tackles (11 solo) and 5.0 tackles for loss.
- Played in 14 games with three starts in 2012 and had 28 tackles (17 solo), 3.0 tackles for loss and two passes defensed.
- In 2011, competed in all 13 games and tallied six tackles (three solo) and 1.5 tackles for loss.

PERSONAL:

- Graduated from Linn-Mar High School in Marion, Iowa where he was a three-year varsity letterwinner at offensive and defensive tackle.
- Was a First Team Iowa Newspaper Association 4A All-State offensive lineman as a senior.
- Was named a First Team Iowa Preps Elite All-State choice.
- Was the team MVP as a senior and was selected to play in the Iowa Shrine All-Star Game.

- Has an older brother, George, who played football at Harvard (2000-04).
- Majored in political science at Stanford.
- Assisted Trinity House in 2015 by purchasing Christmas gifts for young men in foster care.
- Was a college teammate with Colts defensive tackle Henry Anderson.
- Born in Carrollton, Texas.

CAREER REGULAR SEASON STATISTICS

Year	GP	GS	Solo	Asst.	Total	Sacks	PD	FF	FR	INT	Yds	Avg.	LG	TD
2015 IND	16	16	23	18	41	1.0	0	0	0	0	0	0.0	0	0
TOTAL	**16**	**16**	**23**	**18**	**41**	**1.0**	**0**	**0**	**0**	**0**	**0**	**0.0**	**0**	**0**

GETTING TO KNOW DAVID PARRY

Favorite team and/or athlete outside of football: Mark Hunt (MMA)
Favorite musician and/or song: Future – "Real Sisters"
Hobbies outside of football: Watching movies and spending time with family and friends
What is something interesting about you that most people may not know: I'm a movie critic
Favorite food: Italian
Favorite vacation spot: Las Vegas
If you could have lunch with three people, living or dead, who would they be: Bob Parry, Fa'amaile Amituanai and Tala Taeleifi
Favorite movie: *Inception*
What's the one thing you couldn't live without: My family

64 DT

KELCY **QUARLES**

6-4 • 310 • SOUTH CAROLINA
NFL EXP: 2 (2nd Year with Colts)
HOW ACQUIRED: FA – 2015
BORN: 1/23/92
GP/GS (POSTSEASON): 2/0 (0/0)

CAREER TRANSACTIONS:

- Signed by the Colts to the active roster from the practice squad on December 21, 2015.
- Signed by the Colts to the practice squad on December 18, 2015.
- Waived by the New England Patriots from the practice squad on December 15, 2015.
- Signed by the Patriots to the practice squad on December 2, 2015.
- Waived by the Cleveland Browns from the practice squad on September 22, 2015.
- Signed by the Browns to the practice squad on September 14, 2015.
- Waived by the Colts on September 5, 2015.
- Signed by the Colts to a reserve/future contract on January 19, 2015.
- Signed by the Colts to the practice squad on November 25, 2014.
- Waived by the Colts on November 24, 2014.
- Signed by the Colts from the New England Patriots practice squad on September 16, 2014.
- Signed to the Patriots practice squad on September 6, 2014.
- Waived by New England on September 3, 2014.
- Claimed off waivers by the Patriots on August 31, 2014.
- Released by the New York Giants on August 30, 2014.
- Signed by the Giants as an undrafted free agent on May 12, 2014.

2015 (BROWNS/PATRIOTS/COLTS):

- Competed on the Browns practice squad from September 14-22.
- Spent time on the Patriots practice squad from December 2-15.
- With the Colts, was listed as inactive for the last two games of the regular season.

2014 (PATRIOTS/COLTS):

- Participated in two games and totaled one tackle, 1.0 sack and one pass defensed.
- Signed to the Colts active roster from the New England practice squad on September 16.
- In his first career NFL game, a Week 3 win at Jacksonville (9/21), finished with one tackle, 1.0 sack and one pass defensed. His first career sack came when he brought down Blake Bortles for a six-yard loss in the fourth quarter.

SINGLE-GAME HIGHS

TACKLES: 1 at JAX (9/21/14)
SACKS: 1.0 at JAX (9/21/14)
FF: 0
FR: 0
INT: 0
PD: 1 at JAX (9/21/14)

- Participated on the defensive line and on special teams in a Week 4 victory against Tennessee (9/28), but did not record a tackle.
- Was inactive from Weeks 5-12 prior to being released on November 24.

COLLEGE:

- Was a three-year letterman at the University of South Carolina from 2011-2013.
- Played in 35 games (28 starts) and totaled 23.5 tackles for loss and 13.0 sacks.
- Named a First Team All-America selection by *Sporting News* and was a Second Team All-America choice by The Associated Press as a junior in 2013 after leading the Gamecocks with 9.5 sacks and 13.5 tackles for loss.
- Logged 38 tackles, 8.0 tackles for loss and 3.5 sacks as a sophomore in 2012.
- Played in 12 games as a true freshman in 2011, recording 28 tackles and 2.0 tackles for loss.

PERSONAL:

- Attended Fork Union (Va.) Military Academy upon graduating from Greenwood (S.C.) High School.
- Earned all-state honors as a senior in 2009 after tallying 77 tackles (41 solo), 9.0 sacks, 17.5 tackles for loss, four forced fumbles, three fumble recoveries (one for touchdown) and two blocked kicks.
- Was selected to play in the Shrine Bowl of the Carolinas and the U.S. Army All-American Bowl.
- Participated in a Colts Play 60 Challenge event as well as a Veterans Day school visit.
- Volunteered at the Kids Against Hunger Million Meal Marathon and, along with the defensive line, provided pizza, cookies, apparel and a room renovation at Trinity House.
- A native of Hodges, S.C.

CAREER REGULAR SEASON STATISTICS

Year	GP	GS	Solo	Asst.	Total	Sacks	PD	FF	FR	INT	Yds	Avg.	LG	TD
2015 IND	0	0	0	0	0	0.0	0	0	0	0	0	0.0	0	0
2014 IND	2	0	1	0	1	1.0	1	0	0	0	0	0.0	0	0
TOTAL	**2**	**0**	**1**	**0**	**1**	**1.0**	**1**	**0**	**0**	**0**	**0**	**0.0**	**0**	**0**

GETTING TO KNOW KELCY QUARLES

Favorite musician and/or song: Jesse Powell - "You"
Hobbies outside of football: Fishing, cooking and sitting by the water just to think
What is something interesting about you that most people may not know: I love water, fishing and watching *Wicked Tuna*
Favorite food: Grilled chicken
Favorite vacation spot: Tampa, Fla.
If you could have lunch with three people, living or dead, who would they be: Reggie White, my dad and LisaRaye McCoy
Favorite movie: *The Equalizer*
What's the one thing you couldn't live without: I couldn't live without God, of course, but I would have to say without fishing because it calms me down and I just feel at peace.

76 T/G JOE REITZ

6-7 • 325 • WESTERN MICHIGAN
NFL EXP: 6 (6th Year with Colts)
HOW ACQUIRED: FA – 2010
BORN: 8/24/85
GP/GS (POSTSEASON): 60/38 (3/3)

CAREER TRANSACTIONS:

- Elevated to the Colts 53-man roster from the practice squad on January 8, 2011.
- Signed to the Indianapolis practice squad on September 19, 2010.
- Claimed off waivers by the Colts from the Miami Dolphins on September 8, 2010 and was waived on September 15, 2010.
- Claimed off waivers by Miami on September 5, 2010 and was waived on September 7, 2010.
- Signed as a free agent with the Baltimore Ravens on January 19, 2010 and was waived on September 4, 2010.
- Signed to the Ravens practice squad on September 7, 2009.
- Signed as a free agent with Baltimore on January 20, 2009 and was waived on September 5, 2009.
- Signed to the Ravens practice squad on September 3, 2008 and was waived on October 1, 2008.
- Originally signed as an undrafted free agent by Baltimore on May 9, 2008 and was waived on September 2, 2008.

PRO CAREER:

- Has started 38 career games at multiple positions, including left guard, right guard, left tackle and right tackle.
- Was the recipient of Indianapolis' 2015 Ed Block Courage Award.

2015 (COLTS):

- Competed in all 16 games for the first time in his career and made 14 starts at three different positions (two at right guard, 10 at right tackle, two at left tackle). Blocked for a Colts offense that totaled 5,142 yards of net offense and assisted running back Frank Gore who posted the most rushing yards in a season for a Colts running back (967) dating back to 2007.
- Made his first start of the season at right tackle in a Week 3 win at Tennessee (9/27). Assisted a Colts offense that totaled 378 net yards and opened rushing lanes for Frank Gore to compile 86 yards and two rushing touchdowns.
- In a Week 5 win at Houston (10/8), started at right tackle and opened rushing lanes for Frank Gore to total 98 yards and one touchdown. The 98 yards were the most for a Colts running back in a single game dating back to 2012. Also blocked for Matt Hasselbeck who threw for 213 yards and two touchdowns.
- Started at right tackle in a Week 6 loss against New England (10/18) and blocked for a Colts offense that topped 400 net yards (409) for the first time all season. Provided time for quarterback Andrew Luck to throw for 312 yards and three touchdowns.
- In a Week 7 loss against New Orleans (10/25), started at right tackle and blocked for a Colts offense that totaled 376 net yards as quarterback Andrew Luck threw for 333 yards and three touchdowns.

- Provided time for the Colts offense to total 365 net yards in a Week 9 victory against Denver (11/8). Also opened rushing lanes for Frank Gore to tally 28 carries for 83 yards and one touchdown.
- In a Week 11 win at Atlanta (11/22), started at right tackle and blocked for quarterback Matt Hasselbeck who threw for 213 yards and two touchdowns. Carried one lateral pass for no gain.
- Made his first start at left tackle and provided time for quarterback Matt Hasselbeck to throw for 315 yards and two touchdowns in a Week 12 victory against Tampa Bay (11/29).
- In a Week 17 victory against Tennessee (1/3/16), started at right guard and assisted a Colts offense that logged 327 yards. Provided time for quarterbacks Josh Freeman and Ryan Lindley to throw for 207 combined yards and two touchdowns.

2014 (COLTS):

- Competed in 10 games (four starts) and was part of an offensive line that assisted the team in setting a single-season franchise record for net yards (6,506). Started all three postseason contests at right tackle.
- Started at left guard in a Week 6 win at Houston (10/9). Provided time for the offense to generate 456 net yards as Andrew Luck threw for 370 yards and three touchdowns.
- In a Week 7 victory against Cincinnati (10/19), saw action on the offensive line and assisted the Colts in totaling 506 net yards. Blocked for Andrew Luck to record his franchise-tying fifth consecutive 300-yard passing performance.
- Was part of an offensive line that assisted the team in generating 443 net yards while allowing only 1.0 sack in a Week 9 win at the New York Giants (11/3). Provided time for quarterback Andrew Luck to throw four touchdown passes.
- Started at right tackle in a Week 12 victory against Jacksonville (11/23). Helped the offense total 389 net yards as the team's 175 rushing yards was the highest total during the season and the most dating back to a Sept. 22, 2013 in a win at San Francisco (184).
- Blocked for a Colts offense that compiled 487 net yards starting at right guard in a win against Washington (11/30). It was the team's ninth 400-plus net yard performance, which set a franchise single-season record. Provided time for Andrew Luck to throw for 370 yards as he set a career-high with five touchdown passes.
- Started his first career postseason game at right tackle in the team's AFC Wild Card Playoff win against Cincinnati (1/4/15). Helped the offense total 482 net yards, the third-highest total for a postseason game in team history. Was part of an offensive line that allowed only 1.0 sack as Andrew Luck threw for 376 yards.
- In the team's AFC Divisional Playoff victory at Denver (1/11/15), started at right tackle and was part of an offensive line that did not allow a sack as the Colts registered 364 net yards. Blocked for Andrew Luck who threw for 265 yards and two touchdowns in the win.
- Started at right tackle during the team's AFC Championship Game loss at New England (1/18/15) and blocked for a Colts offense that totaled 209 net yards.

QUICK HITS

A native of Fishers, Ind., Reitz was a three-year letterwinner in football and basketball at Hamilton Southeastern High School and was the first player in school history to be named an *Indianapolis Star* Indiana All-Star in basketball. Reitz was offered a football scholarship, but decided to play basketball at Western Michigan.



2013 (COLTS):
- Participated in 14 games (three starts) on the offensive line and assisted the Colts in averaging 108.9 rushing yards per game, the team's highest total since 2006.
- Earned a start against San Francisco (9/22) in Week 3 when the Colts opened in a tackle eligible set. Helped the Colts rush for 184 net yards while providing time for quarterback Andrew Luck to throw for 159 yards. Was part of an offensive line that allowed only 1.0 sack in the victory.
- Saw action on the offensive line in a Week 4 victory at Jacksonville (9/29). Assisted a Colts rushing attack that totaled 157 net yards while providing time for quarterback Andrew Luck to total 257 passing yards and two touchdowns.
- Was part of an offensive line that provided time for the Colts to register 317 total net yards in a victory against Seattle (10/6). Also blocked for a rushing attack that recorded 109 net yards, the team's fifth consecutive contest with 100-plus rushing yards.
- Was part of an offensive line that blocked for quarterback Andrew Luck to throw for 228 yards while recording four total touchdowns in the team's Week 7 win against Denver (10/20). Also blocked for a rushing attack that registered 121 yards.
- Participated on an offensive line that assisted the Colts in totaling 406 net yards in a Week 10 loss against St. Louis (11/10). Also blocked for quarterback Andrew Luck who threw for 353 yards.
- Opened rushing lanes for the Colts to generate 137 rushing yards in a win at Tennessee (11/14). Provided time for the Colts offense to record 366 net yards as quarterback Andrew Luck threw for 232 yards while rushing for one touchdown.
- Started at left guard in a Week 14 loss at Cincinnati (12/8). Was part of an offensive line that did not allow a sack and provided time for quarterback Andrew Luck to throw for 326 yards and four touchdowns.
- Made a start at right guard in a Week 15 victory against Houston (12/15), but left the game with a concussion following the opening offensive possession.
- Listed as inactive for the team's AFC Wild Card Playoff victory against Kansas City (1/4/14).
- Was inactive for the team's AFC Divisional Playoff loss at New England (1/11/14).

2012 (COLTS):
- Competed in nine games (eight starts) and was inactive for seven contests.
- Saw action in his first game of the season as a reserve on the offensive line at Tennessee (10/28).
- Made his first start of the season at left guard against Miami (11/4) and provided time for quarterback Andrew Luck to set an NFL rookie record for passing yards in a single game (433).
- Started at left guard at New England (11/18) and blocked for a Colts offense to total 448 yards of net offense.
- Started at left guard and assisted the Colts in totaling 459 net yards at Detroit (12/2). Left the game in the second quarter with a head injury.
- Started at left guard and opened rushing lanes for running back Vick Ballard to total a season-high 105 yards in the team's loss at Houston (12/16).
- Blocked for quarterback Andrew Luck to throw for 205 yards and set a new NFL record for passing yards by a rookie in the team's victory at Kansas City (12/23) starting at left guard.
- Listed as inactive for the team's AFC Wild Card Playoff loss at Baltimore (1/6/13).

2011 (COLTS):
- Competed in 11 games (nine starts) while being inactive for another five contests.
- Made his NFL debut at Houston (9/11), starting at left guard.
- Started against Cleveland (9/18) and provided rushing lanes for the Colts to total 110 yards.
- Provided time for quarterback Curtis Painter to establish career highs in passing yards (281), touchdowns (two) and passer rating (99.4) at Tampa Bay (10/3).
- Started at left guard against Tennessee (12/18) and helped open rushing lanes for running back Donald Brown to set a career-high with 161 rushing yards on 16 carries.

2010 (COLTS):
- Was inactive for the season opener at Houston (9/12) and spent the remainder of the regular season on the practice squad.
- Was elevated to the 53-man roster for the team's AFC Wild Card Playoff game against the New York Jets (1/8/11), but was inactive.

2009 (RAVENS):
- Spent the entire season on the Ravens practice squad.

2008 (RAVENS):
- Spent a portion of the season on the Ravens practice squad before being placed on Injured Reserve on October 1.

COLLEGE:
- Was offered a football scholarship, but decided to play basketball at Western Michigan.
- Started 126-of-128 career games and finished third in school history in scoring (1,713 points) and rebounding (939).
- Named a three-time All-MAC and two-time Academic All-America selection.
- Holds a degree in finance.

PERSONAL:
- Attended Hamilton Southeastern High School in Fishers, Ind.
- Was a three-year letterwinner in football and basketball.

- Was the first player in school history to be named an *Indianapolis Star* Indiana All-Star in basketball.
- Was the team's 2015 Ed Block Courage Award winner.
- Hosted a youth football camp at Hamilton Southeastern High School, St. Louis de Montfort Catholic School and Our Lady of Mount Carmel in Carmel, Ind.
- Working with Knights of Columbus, hosted a Special Olympics mini combine at the Colts practice facility.
- Visited Riley Hospital for Children to spread cheer during the holidays.
- Read to students as part of the Colts Day in Schools event and was a reader for Read Across America Week.
- Serves as a Colts Community Ticket Block Sponsor.
- Was a guest speaker for All Pro Dad's Chapter Breakfast at Hazel Dell Elementary School.
- Supported domestic violence awareness by speaking at Coburn Place's 2015 Blue Breakfast.
- Active in Christian outreach efforts and Indianapolis CYO programs.
- For the last three years, has hosted a Tackling Homelessness Event for Horizon House with his wife, Jill.
- Reitz and his wife, Jill, have two daughters, Juliana and Virginia, and one son, AJ. They reside in Zionsville, Ind.
- A native of Fishers, Ind.

CAREER GP/GS (POSTSEASON):
2015 IND: 16/14
2014 IND: 10/4 (3/3)
2013 IND: 14/3 (0/0)
2012 IND: 9/8 (0/0)
2011 IND: 11/9
2010 IND: 0/0 (0/0)
2009 BAL: 0/0
2008 BAL: 0/0
TOTAL: 60/38 (3/3)

GETTING TO KNOW JOE REITZ

Favorite team and/or athlete outside of football: Cincinnati Reds and Indiana Pacers
Favorite musician and/or song: Anything country
What is something interesting about you that most people may not know: I finished Top 10 (ninth) in a statewide math contest in sixth grade
Favorite food: Mexican
Favorite vacation spot: The beach
If you could have lunch with three people, living or dead, who would they be: Jesus Christ, George Washington and Julius Caesar
Favorite movie: *Hoosiers*
What's the one thing you couldn't live without: My wife and kids

25 CB PATRICK **ROBINSON**

5-11 • 191 • FLORIDA STATE
NFL EXP: 7 (1st Year with Colts)
HOW ACQUIRED: UFA – 2016 (SD)
BORN: 9/7/87
GP/GS (POSTSEASON): 74/43 (3/2)

CAREER TRANSACTIONS:
- Signed by the Colts as an unrestricted free agent on March 21, 2016.
- Signed by the San Diego Chargers as an unrestricted free agent on March 19, 2015.
- Selected by the New Orleans Saints in the first round (32nd overall) of the 2010 NFL Draft.

2015 (CHARGERS):
- Appeared in all 16 games (10 starts), totaling 49 tackles (42 solo), eight passes defensed, one forced fumble and one interception.

SINGLE-GAME HIGHS

TACKLES: 8, two times (Last: vs. DEN 12/6/15)
SACKS: 1.0 vs. WAS (9/9/12)
FF: 1, two times (Last: vs. DET 9/13/15)
FR: 0
INT: 1, 10 times (Last: vs. DET 9/13/15)
PD: 3, four times (Last: at PIT 11/30/14)

- Compiled three tackles (two solo), one pass defensed and one interception in a Week 1 victory against Detroit (9/13). The interception was

returned 27 yards to the Lions 16-yard line setting up a touchdown pass from Philip Rivers to Stevie Johnson on the ensuing drive to pull the Chargers within one point, 21-20.
- Matched his career-high with eight total tackles (seven solo) and tallied one pass defensed in a Week 13 loss against Denver (12/6).

2014 (SAINTS):
- Saw action in 14 games (six starts), finishing with 40 tackles (31 solo), 12 passes defensed, two interceptions and four special teams tackles.
- Was named the team's recipient of the Ed Block Courage Award.
- In a Week 5 win against Tampa Bay (10/5), tallied one tackle, two passes defensed and one interception.
- Notched his second interception of the season in a Week 15 victory at Chicago (12/15) along with one pass defensed.

2013 (SAINTS):
- Appeared in two games tallying two tackles before being placed on Injured Reserve following a knee injury in a Week 2 victory against Tampa Bay (9/15).

2012 (SAINTS):
- Started all 16 games compiling 64 tackles (54 solo), 1.0 sack, 18 passes defensed and three interceptions including one returned 99 yards for a touchdown.
- Totaled three tackles, one pass defensed and tallied his first career sack bringing down Robert Griffin III for a nine-yard loss in the fourth quarter of a Week 1 loss against Washington (9/9).
- Compiled two tackles, three passes defensed and one interception in a Week 4 loss at Green Bay (9/30).
- In a Week 9 victory over Philadelphia (11/5), put the Saints up 7-0 in the first quarter after returning a Mike Vick Interception 99 yards for a touchdown. It was his first career touchdown and the 99-yard returned matched the franchise record set by Darren Sharper in 2009. Also added one tackle and one pass defensed.
- Tallied two tackles (one solo), two passes defensed and one interception in a Week 12 loss against San Francisco (11/25).

2011 (SAINTS):
- Played in 15 games (seven starts) totaling 54 tackles (42 solo), 15 passes defensed and a career-high four interceptions.
- In a Week 4 win at Jacksonville (10/2), notched one tackle, two passes defensed and one interception.
- Earned an interception for the second consecutive week adding one tackle and two passes defensed in a Week 5 victory at Carolina (10/9).
- In a Week 15 victory at Minnesota (12/18), tallied two tackles (one solo), three passes defensed and one interception.
- Notched his second interception of the season against Carolina in a Week 17 victory (1/1/12), also adding three tackles (two solo) and one pass defensed in the winning effort.

2010 (SAINTS):
- Saw action in 11 games (four starts) in his rookie campaign compiling 25 tackles (20 solo), three passes defensed and four special teams stops.
- In a Week 5 loss at Arizona (10/10), finished with a career-high eight tackles (eight solo) and added one pass defensed.

COLLEGE:
- Appeared in 45 games (25 starts) for Florida State University and totaled 117 tackles, 21 passes defensed, seven interceptions, four forced fumbles and one blocked punt.
- Named a Second Team All-ACC choice as a senior in 2009, starting all 12 games and compiling career highs in tackles (52), tackles for loss (3.0), forced fumbles (two) and fumble recoveries (two).
- In 2008, started nine games totaling 26 tackles (22 solo), five passes defensed, 2.0 tackles for loss, one interception, one forced fumble and one fumble recovery.
- Earned a team and career-high six interceptions while adding 28 tackles (18 solo), 12 passes defensed, one forced fumble and one fumble recovery as a sophomore.
- Named an All-ACC honorable mention selection by Atlantic Coast Sports Media Associated, All-ACC second-team by *Rivals.com*, All-ACC third-team by Phil Steele and All-Florida by the *Miami Herald* following his sophomore season.
- As a freshman, appeared in 12 games as a backup finishing with 11 tackles (six solo) and 1.0 tackle for loss.

PERSONAL:
- Attended South Miami (Fla.) High School and Gulliver Prep in Miami where he graduated as a four-star recruit and the No. 16 ranked cornerback in the nation according to *Rivals.com.*
- Lettered in both football and track.
- Named first team all-state as a senior and represented Team Florida in the CaliFlorida Bowl.
- Earned all-region honors as a junior after recording 32 receptions for 491 yards and six touchdowns on offense and eight interceptions on defense.
- Majored in social science at Florida State.
- A native of Miami.

CAREER REGULAR SEASON STATISTICS

Year	GP	GS	Solo	Asst.	Total	Sacks	PD	FF	FR	INT	Yds	Avg.	LG	TD
2015 SD	16	10	42	7	49	0.0	8	1	0	1	27	27.0	27	0
2014 NO	14	6	31	9	40	0.0	11	0	0	2	2	1.0	2	0
2013 NO	2	0	2	0	2	0.0	0	0	0	0	0	0.0	0	0
2012 NO	16	16	54	10	64	1.0	18	1	0	3	99	33.0	99t	1
2011 NO	15	7	42	12	54	0.0	15	0	0	4	31	7.8	25	0
2010 NO	11	4	20	5	25	0.0	2	0	0	0	0	0.0	0	0
TOTAL	**74**	**43**	**191**	**43**	**234**	**1.0**	**54**	**2**	**0**	**10**	**159**	**15.9**	**99t**	**1**

CAREER POSTSEASON STATISTICS

Year	GP	GS	Solo	Asst.	Total	Sacks	PD	FF	FR	INT	Yds	Avg.	LG	TD
2011 NO	2	1	5	3	8	0.0	1	0	0	0	0	0.0	0	0
2010 NO	1	1	1	0	1	0.0	1	0	0	0	0	0.0	0	0
TOTAL	**3**	**2**	**6**	**3**	**9**	**0.0**	**2**	**0**	**0**	**0**	**0**	**0.0**	**0**	**0**

SPECIAL TEAMS TACKLES: 10 (2014 - 4, 2011 - 2, 2010 - 4)

POSTSEASON SPECIAL TEAMS TACKLES: 2 (2011 - 2)

GETTING TO KNOW PATRICK ROBINSON

Favorite team and/or athlete outside of football: Miami Heat
Hobbies outside of football: Reading and watching movies
Favorite food: Chicken tenders
Favorite vacation spot: Florida Keys
If you could have lunch with someone, living or dead, who would it be: Will Smith
Favorite movie: *Friday, New Jack City, Aladdin* (Part one and two) and *Money Talks*

30 CB

D'JOUN **SMITH**

5-11 • 193 • FLORIDA ATLANTIC
NFL EXP: 2 (2nd Year with Colts)
HOW ACQUIRED: D3 – 2015 (65th overall)
BORN: 9/23/92
GP/GS (POSTSEASON): 4/0 (0/0)

CAREER TRANSACTIONS:

- Selected by the Colts in the third round (65th overall) of the 2015 NFL Draft.

2015 (COLTS):

- Competed in four games at cornerback and on special teams, but did not finish with a tackle. Contributed with one fumble recovery on special teams. Was placed on Injured Reserve on December 24.
- Placed on Injured Reserve/Designated to Return on September 18.
- Activated from Injured Reserve/Designated to Return on November 16.
- Made his NFL debut in a Week 11 win at Atlanta (11/22). Competed at both cornerback and on special teams, but did not record a tackle.
- Participated on special teams and recovered his first career fumble on the opening kickoff of the game in a Week 13 loss at Pittsburgh (12/6).

SINGLE-GAME HIGHS

TACKLES: 0
SACKS: 0.0
FF: 0
FR: 0
INT: 0
PD: 0

COLLEGE:

- In 44 career games at Florida Atlantic, totaled 120 tackles (78 solo), nine interceptions, three forced fumbles, two fumble recoveries, 1.0 sack and 29 passes defensed.
- Returned 47 kickoffs for 1,093 yards (23.3 avg.).
- Earned Second Team Conference USA honors as a defensive back and honorable mention recognition as a kick returner in 2014.
- Was named Florida Atlantic's Defensive Player of the Year in 2014.

- Earned MVP accolades following the 2013 season when he finished with seven interceptions.
- In 11 games in 2014, compiled 53 tackles (32 solo), one interception, one forced fumble, two fumble recoveries and eight passes defensed.
- In 2013, started all 12 games and finished with 35 tackles (25 solo) while adding seven interceptions, two forced fumbles, 1.0 sack and 13 passes defensed.
- Started in 11 games in 2012 and totaled 25 tackles (16 solo), one interception and a team-leading eight passes defensed.

PERSONAL:
- Competed at American High School in Hialeah, Fla. and recorded 75 tackles, seven interceptions, three forced fumbles, two touchdowns and 613 all-purpose yards as a senior.
- Earned Third Team All-Dade County honors and competed in the Dade vs. Broward All-Star game.
- Also competed in track.
- Served as a volunteer for several community events surrounding the team, including Cold Feet Warm Shoes, Shop with a Colt, Second Helpings and the Share the Love Campaign.
- Was a communications major at Florida Atlantic.
- A native of Miami.

CAREER REGULAR SEASON STATISTICS

Year	GP	GS	Solo	Asst.	Total	Sacks	PD	FF	FR	INT	Yds	Avg.	LG	TD
2015 IND	4	0	0	0	0	0.0	0	0	0	0	0	0.0	0	0
TOTAL	**4**	**0**	**0**	**0**	**0**	**0.0**	**0**	**0**	**0**	**0**	**0**	**0.0**	**0**	**0**

ADDITIONAL STATISTICS: Recovered a fumble on the opening kickoff at Pittsburgh (12/6/15).

GETTING TO KNOW D'JOUN SMITH

Favorite team and/or athlete: Sean Taylor
Favorite musician and/or song: Gospel music
Hobbies outside of football: Fishing, drawing and playing video games
Favorite food: Peanut butter and jelly
If you could have lunch with two people, living or dead, who would they be: Sean Taylor and Tupac Shakur
Favorite movie: *Home Alone* and *Toy Story*
What's the one thing you couldn't live without: God and family

41
S

DEZMEN **SOUTHWARD**

6-2 • 210 • WISCONSIN
NFL EXP: 2 (1st Year with Colts)
HOW ACQUIRED: FA – 2015
BORN: 10/1/91
GP/GS (POSTSEASON): 19/0 (0/0)

CAREER TRANSACTIONS:
- Signed by the Colts to a reserve/future contract January 5, 2015.
- Signed to the Colts practice squad on November 10, 2015.
- Released by the Atlanta Falcons on November 6, 2015.
- Selected by the Falcons in the third round (68th overall) of the 2014 NFL Draft.

2015 (COLTS/FALCONS):
- Was inactive for the season opener against Philadelphia on Monday Night Football (9/14).
- Saw action on special teams at the New York Giants (9/20) and at Dallas (9/27) but did not record a tackle.
- Played on defense and special teams against Houston (10/4) and recorded one tackle.

SINGLE-GAME HIGHS

TACKLES: 3, two times (Last: at TB 11/9/14)
SACKS: 1.0 at CAR (11/16/14)
FF: 0
FR: 0
INT: 1 vs. CLE (11/23/14)
PD: 1 vs. CLE (11/23/14)

- Was inactive against Washington (10/11), at New Orleans (10/15), at Tennessee (10/25) and against Tampa Bay (11/1).
- Released by Atlanta on November 6.
- Signed to the Colts practice squad on November 10.

2014 (FALCONS):
- Played in 15 games as a rookie, appearing mostly

on special teams. Tallied 20 tackles (13 solo), 1.0 sack, two passes defensed, one interception and 1.0 tackle for loss.
- Made his NFL debut against New Orleans (9/7), but did not record a tackle.
- Tallied his first career tackle at Minnesota (9/28). Finished the game four stops (two solo).
- Had three tackles (two solo) at the New York Giants (10/5).
- Tallied one pass defensed against Chicago (10/12).
- Recorded two special teams tackles at Baltimore (10/19).
- Posted three tackles (three solo) at Tampa Bay (11/9), including one quarterback hit.
- Saw action at safety and notched two tackles (two solo), 1.0 tackle for loss and 1.0 sack at Carolina (11/16). The sack was the first of his NFL career.
- Registered two tackles (one solo), his first career interception and his second pass defensed of the year against Cleveland (11/23).
- Had two tackles (two solo) in a reserve role at New Orleans (12/21).
- Tallied two tackles (one solo) and one tackle on special teams in the season finale against Carolina (12/28).

COLLEGE:
- Set a school record by playing in 54 consecutive games during his four-year career at Wisconsin.
- Started 30 games for the Badgers, including 28-straight starts to end his career, and tallied 152 tackles, 11.5 tackles for loss, four forced fumbles, two interceptions and 11 passes defensed.
- Earned consensus All-Big 10 Honorable Mention honors for the second consecutive year as a senior after finishing fifth on the team with 40 tackles (26 solo), including 3.5 tackles for loss.
- Recognized with consensus All-Big 10 Honorable Mention honors after finishing fourth on the team with 69 tackles (44 solo), including 8.0 tackles for loss.
- Played in 14 games (three starts) as a sophomore in 2011, posting 35 tackles (16 solo) with two forced fumbles and two passes defensed.
- Saw action in 13 games as a freshman and tallied eight tackles (four solo).

PERSONAL:
- Began playing football his senior year at St. Thomas Aquinas High School in Sunrise, Fla., where he earned a starting role on the national championship winning prep squad.
- Was also a three-year letterwinner in basketball and competed in track and field.
- Was a three-year captain and two-time MVP on the basketball team.
- Majored in agricultural business with a focus in communication at Wisconsin.
- Was born in Indianapolis.

CAREER REGULAR SEASON STATISTICS

Year	GP	GS	Solo	Asst.	Total	Sacks	PD	FF	FR	INT	Yds	Avg.	LG	TD
2015 IND	PRACTICE SQUAD													
2015 ATL	3	0	1	0	1	0.0	0	0	0	0	0	0.0	0	0
2014 ATL	16	0	16	7	23	1.0	2	0	0	1	-5	-5.0	-5	0
TOTAL	**19**	**0**	**17**	**7**	**24**	**1.0**	**2**	**0**	**0**	**1**	**-5**	**-5.0**	**-5**	**0**

GETTING TO KNOW DEZMEN SOUTHWARD

Favorite team and/or athlete outside of football: LeBron James
Favorite musician and/or song: J. Cole
Hobbies outside of football: Bowling
What is something interesting about you that most people may not know: I DJ
Favorite food: Chicken Alfredo
Favorite vacation spot: Dominican
Favorite movie: *The Dark Knight*
What's the one thing you couldn't live without: Xbox One

14 WR JOSH STANGBY

5-10 • 185 • OTTAWA (KS)
NFL EXP: 1 (1st Year with Colts)
HOW ACQUIRED: FA – 2015
BORN: 9/24/90
GP/GS (POSTSEASON): 0/0 (0/0)

CAREER TRANSACTIONS:

- Signed by the Colts to a reserve/future contract on January 5, 2016.
- Signed by the Colts to the practice squad on December 21, 2015.
- Released by the Atlanta Falcons on May 10, 2015.
- Signed by the Falcons as an undrafted free agent on May 6, 2015.

2015 (COLTS):

- Spent the final two weeks of the regular season on the Colts practice squad.

COLLEGE:

- Played two seasons at Ottawa University of the NAIA, earning All-Kansas Collegiate Athletic Conference honors twice and finishing his career with 84 catches for 1,465 yards and 18 touchdowns.
- Tallied 52 catches for 958 yards and 13 touchdowns in 2014. Averaged 18.4 yards per catch and 87.1 receiving yards per game.
- Posted 32 receptions for 507 yards and five touchdowns his first season at Ottawa in 2013. Averaged 15.8 yards per reception and 42.3 receiving yards per game. Also had 37 kickoff returns for 1,036 yards (28.0 avg.) with two touchdowns including a 95-yard return for a score against Baker University. His 1,036 kickoff return yards ranked No. 1 in the NAIA.

SINGLE-GAME HIGHS

REC: N/A
YARDS: N/A
TDS: N/A
LG: N/A
RUSH: N/A
YARDS: N/A
TDS: N/A
LG: N/A

- Prior to Ottawa, spent time at Los Angeles Valley College where he earned first-team all-state honors and was a first-team all-conference selection as a kick returner for the Monarchs.
- Finished his career at LAVC with 62 catches for 993 yards with eight touchdowns.
- As a sophomore in 2012, caught 28 passes for 520 yards with a team-high nine touchdowns in eight games.
- Appeared in two games as a freshman in 2011, recording an eight-yard reception.

PERSONAL:

- Was a first-team all-state selection at North Hollywood (Calif.) High School.
- Played in the East vs. West All-Star Game.
- A native of North Hollywood, Calif.

CAREER REGULAR SEASON STATISTICS

			RECEIVING					RUSHING				
Year	GP	GS	No.	Yards	Avg.	LG	TD	No.	Yards	Avg.	LG	TD
2015 IND	PRACTICE SQUAD											
TOTAL	**0**	**0**	**0**	**0**	**0.0**	**0**	**0**	**0**	**0**	**0.0**	**0**	**0**

GETTING TO KNOW JOSH STANGBY

Favorite team and/or athlete outside of football: Kobe Bryant
Favorite musician and/or song: Nas - "New York State of Mind"
Hobbies outside of football: Watching movies
What is something interesting about you that most people may not know: I'm a baller on the basketball court
Favorite food: Shrimp and pasta
Favorite vacation spot: Utah
If you could have lunch with three people, living or dead, who would they be: Alexander the Great, Socrates and Malcolm X
Favorite movie: *The Pursuit of Happyness*
What's the one thing you couldn't live without: God

86 ERIK SWOOPE

TE

6-5 • 257 • MIAMI (FL)
NFL EXP: 1 (1st Year with Colts)
HOW ACQUIRED: FA – 2014
BORN: 5/8/92
GP/GS (POSTSEASON): 1/0 (0/0)

CAREER TRANSACTIONS:

- Signed by the Colts to the active roster from the practice squad on December 30, 2015.
- Signed to the Colts practice squad on September 6, 2015.
- Waived by the Colts on September 5, 2015.
- Signed by the Colts to a reserve/future contract on January 19, 2015.
- Signed to the Colts practice squad on September 1, 2014.
- Waived by the Colts on August 30, 2014.
- Signed by the Colts as an undrafted free agent on May 13, 2014.

2015 (COLTS):

- Spent the first 15 games of the season on the Colts practice squad.
- Made his NFL debut at tight end and on special teams during the team's Week 17 victory against Tennessee (1/3/16).

2014 (COLTS):

- Spent the entire season on the Colts practice squad.

COLLEGE:

- Was a four-year standout on the University of Miami basketball team.
- Did not play organized football at any level of his athletic career, but his athleticism gave him the chance to make the transition to football similar to the paths of former Colts tight end Marcus Pollard and San Diego Chargers tight end Antonio Gates.
- With the Hurricanes, started 27-of-110 games and totaled 291 career points, 186 rebounds, 37 steals, 31 assists and 25 blocks in 1,190 minutes.
- Connected on 51.9 percent from the field and 57.7 percent from the free throw line.

SINGLE-GAME HIGHS

REC: 0
YARDS: 0
TDS: 0
LG: 0
RUSH: 0
YARDS: 0
TDS: 0
LG: 0

QUICK HITS

Swoope was a four-year standout on the University of Miami basketball team and had not played any organized football prior to his rookie season in 2014. With the Hurricanes, he started 27 games and totaled 291 career points, 186 rebounds, 37 steals, 31 assists and 25 blocks in 1,190 minutes.

PERSONAL:

- Attended Harvard-Westlake High School in Studio City, Calif.
- Was named a Mission League Most Valuable Player by the *Los Angeles Daily News*. The paper also referred to him as the "most dominant boys basketball player" in the San Fernando Valley.
- As a senior, averaged 21.8 points, 8.9 rebounds, 1.6 assists and 1.5 blocks per game, converting 71 percent from the foul line.
- Registered 16 games of 20-or-more points, including eight games with 30-plus points.
- Participated in the Colts Day in Schools event.
- Son of Gerald and Denise Swoope. Has an older brother, Devin.
- A native of Lake Elsinore, Calif.

CAREER REGULAR SEASON STATISTICS

			RECEIVING					RUSHING				
Year	GP	GS	No.	Yards	Avg.	LG	TD	No.	Yards	Avg.	LG	TD
2015 IND	1	0	0	0	0.0	0	0	0	0	0.0	0	0
2014 IND	PRACTICE SQUAD											
TOTAL	**1**	**0**	**0**	**0**	**0.0**	**0**	**0**	**0**	**0**	**0.0**	**0**	**0**

GETTING TO KNOW ERIK SWOOPE

Favorite team and/or athlete outside of football: Los Angeles Lakers and Kobe Bryant
Favorite musician and/or song: G-Eazy feat. E-40 – "Far Alone"
Hobbies outside of football: Yoga
What is something interesting about you that most people may not know: I used to compete in dog shows with my aunt
Favorite food: Baked brie from Perricone's in Miami, Fla.
Favorite vacation spot: I dream to one day go to the Maldives
If you could have lunch with three people, living or dead, who would they be: Kobe Bryant, Erykah Badu and Dave Chappelle
Favorite movie: *Pulp Fiction*
What's the one thing you couldn't live without: Trader Joe's

48 ILB JUNIOR SYLVESTRE

6-0 • 242 • TOLEDO
NFL EXP: 2 (2nd Year with Colts)
HOW ACQUIRED: FA – 2015
BORN: 12/27/91
GP/GS (POSTSEASON): 0/0 (0/0)

CAREER TRANSACTIONS:

- Signed by the Colts as an undrafted free agent on May 5, 2015.

2015 (COLTS):

- Spent the season on the Injured Reserve list.

COLLEGE:

- Started 30-of-51 games and registered 286 tackles, 7.5 sacks, one interception, three forced fumbles and eight passes defensed.
- Was named a First Team All-MAC selection following his junior and senior seasons at Toledo.
- As a senior, assisted the Rockets in ranking first in the conference and 14th in the nation in rush defense, giving up only 3.5 yards per carry and 116 yards per game.

PERSONAL:

- Attended South Broward High School in Hollywood, Fla.
- Earned all-county honors as a senior wide receiver and defensive back.

SINGLE-GAME HIGHS

TACKLES: N/A
SACKS: N/A
FF: N/A
FR: N/A
INT: N/A
PD: N/A

- Played in the Broward County Athletic Association All-Star Game as a senior.
- Was a standout on the track team and was a member of the 4x400 relay team that placed second in the state his junior year.
- Made the state finals in the 200 meter run as a sophomore.
- Has volunteered for several community events surrounding the Colts, including PLAY 60, Pamper Her Pink, Horseshoe Helpings and Cold Feet Warm Shoes.
- Majored in criminal justice at Toledo.
- A native of Miami.

CAREER REGULAR SEASON STATISTICS

Year	GP	GS	Solo	Asst.	Total	Sacks	PD	FF	FR	INT	Yds	Avg.	LG	TD
2015 IND	INJURED RESERVE													
TOTAL	**0**	**0**	**0**	**0**	**0**	**0.0**	**0**	**0**	**0**	**0**	**0**	**0.0**	**0**	**0**

GETTING TO KNOW JUNIOR SYLVESTRE

Favorite team and/or athlete outside of football: Usain Bolt
Favorite musician and/or song: Lil' Boosie
Hobbies outside of football: Watching movies
Favorite food: Chicken
Favorite vacation spot: South Beach
If you could have lunch with three people, living or dead, who would they be: Dr. Martin Luther King, Jr., Tupac Shakur and Malcolm X
Favorite movie: *Friday*
What's the one thing you couldn't live without: Family and faith

69 G HUGH THORNTON

6-3 • 320 • ILLINOIS
NFL EXP: 4 (4th Year with Colts)
HOW ACQUIRED: D3 – 2013 (86th overall)
BORN: 6/28/91
GP/GS (POSTSEASON): 37/32 (2/2)

CAREER TRANSACTIONS:
- Selected by the Colts in the third round (86th overall) of the 2013 NFL Draft.

2015 (COLTS):
- Started 12-of-13 games at guard (one contest at left guard and 11 games at right guard). Blocked for a Colts offense that totaled 5,142 yards of net offense and assisted running back Frank Gore who posted the most rushing yards in a season for a Colts running back (967) dating back to 2007.
- Made his first start of the season at right guard in a Week 3 win at Tennessee (9/27). Assisted a Colts offense that totaled 378 net yards and opened rushing lanes for Frank Gore to compile 86 yards and two rushing touchdowns.
- In a Week 5 win at Houston (10/8), started at right guard and opened rushing lanes for Frank Gore who tallied 98 yards and one touchdown. The 98 yards were the most for a Colts running back in a single game since 2012. Also provided time for Matt Hasselbeck who threw for 213 yards and two touchdowns.
- Started at right guard in a Week 6 loss against New England (10/18) and blocked for a Colts offense that totaled 400-plus net yards (409) for the first time all season. Provided time for quarterback Andrew Luck to throw for 312 yards and three touchdowns.
- In a Week 7 loss against New Orleans (10/25), started at right guard and assisted a Colts offense that tallied 376 net yards while quarterback Andrew Luck threw for 333 yards and three touchdowns.
- In a Week 12 victory against Tampa Bay (11/29), started at right guard and provided time for quarterback Matt Hasselbeck to throw for 315 yards and two touchdowns.
- Was placed on Injured Reserve on December 28.

2014 (COLTS):
- Competed in 10 games (eight starts) and was part of an offensive line that assisted the team in setting a single-season franchise record for net yards (6,506). Was inactive for the AFC Wild Card Playoff contest against Cincinnati before being place on Injured Reserve.
- Started at guard in the team's Week 1 meeting at Denver (9/7) and provided time for the Colts to total 408 net yards of offense. Blocked for Andrew Luck to complete 35-of-53 passes for 370 yards and two touchdowns.
- In a Week 2 meeting against Philadelphia (9/15), started at right guard and was part of an offensive line that did not allow a sack. Opened rushing lanes for Colts running backs to net 169 rushing yards.
- Started at right guard and helped the Colts total 529 yards of net offense in a 44-17 victory against Jacksonville (9/21). Blocked for Andrew Luck to record 370 net passing yards while throwing four touchdown passes.
- Started at right guard in the team's Week 5 win against Baltimore (10/5) and helped the Colts gain 432 yards of net offense as Andrew Luck threw for 312 yards and one touchdown. Was part of an offensive line that allowed only 1.0 sack.
- In a Week 7 victory against Cincinnati (10/19), started at right guard and provided time for the Colts to register 506 net yards. Blocked for Andrew Luck, who threw for his franchise-tying fifth consecutive 300-plus yard passing performance.
- Started at right guard in a Week 8 loss at Pittsburgh (10/26). Provided time for the Colts offense to total 448 net yards as Andrew Luck threw for 400 yards and three touchdowns.
- Assisted a Colts offense that generated 389 net yards starting at right guard in a Week 12 victory against Jacksonville (11/23). The team's 175 rushing yards was the highest total during the season and the most dating back to a Sept. 22, 2013 in a win at San Francisco (184).
- Listed as inactive for the team's AFC Wild Card Playoff win against Cincinnati (1/4/15).
- Placed on Injured Reserve on January 6, 2015.

2013 (COLTS):
- Started 12-of-14 games he participated in as a rookie and blocked for a Colts rushing attack that generated an average of 108.9 yards per game. Also

QUICK HITS

In high school, Thornton was an Idaho state heavyweight wrestling champion and ranked third in the state of Ohio in wrestling as a heavyweight.

provided time for quarterback Andrew Luck who threw for 3,822 yards and 23 touchdowns.
- Participated on special teams in his first career NFL contest in the team's regular season opener against Oakland (9/8).
- In a Week 2 contest against Miami (9/15), filled in for an injured Donald Thomas in the first quarter and helped the Colts record 133 rushing yards and a 5.1 average. Also blocked for Andrew Luck to throw for 321 yards and one touchdown.
- Made the first start of his NFL career at left guard in the team's Week 3 contest at San Francisco (9/22). Blocked for a Colts rushing attack that posted 184 net rushing yards. Was part of an offensive line that allowed only 1.0 sack in the victory.
- Started at left guard in the team's Week 4 victory at Jacksonville (9/29). Opened rushing lanes for the Colts to tally 157 net rushing yards.
- Helped block for Andrew Luck to throw for 228 yards while contributing with four total touchdowns (three passing, one rushing). Also blocked for a Colts rushing attack that tallied 121 yards.
- Started at left guard and provided time for a Colts offense that compiled 406 yards of net offense in a Week 10 loss against St. Louis (11/10).
- Blocked for a Colts offense that totaled 366 net yards of offense, making a start at left guard in a Week 11 win at Tennessee (11/14). Was part of an offensive line that opened rushing lanes for Indianapolis to record 137 net yards.
- In a Week 15 victory against Houston (12/15), started at left guard and was part of an offensive line that allowed only 1.0 sack. Assisted a Colts rushing attack that totaled 152 yards, the team's ninth 100-plus-yard game of the season.
- Started at left guard and was part of an offensive line that allowed only 1.0 sack in a Week 17 win against Jacksonville (12/29). Also blocked for a Colts offense that totaled 379 yards of net offense as Andrew Luck threw for 282 yards and one touchdown.
- Started at left guard during the team's Wild Card Playoff win against Kansas City (1/4/14) and was part of an offensive line that allowed only 1.0 sack while assisting a Colts offense that recorded 536 total net yards, which set a franchise record for a postseason game and tied for the ninth-most in NFL postseason history. Also blocked for Andrew Luck who threw for 443 yards and four touchdowns, which were both the second-highest totals for a postseason game in team history.
- Provided time for a Colts offense that posted 386 total net yards making a start at left guard during the team's AFC Divisional Playoff loss at New England (1/11/14).

COLLEGE:
- Played in the 2013 Senior Bowl.
- An All-Big Ten second-team choice by the league's coaches and an honorable mention selection by the media in 2012.
- Played in 42 career games, making 35 starts at both guard and tackle.
- Helped lead Illinois to back-to-back bowl victories in 2010 (Texas Bowl) and 2011 (Kraft Fight Hunger Bowl).
- Helped pave the way for the Big Ten's top rushing offense in 2010 (241.1 ypg.). The Illini broke school records for points in a season (423) and points per game (32.5) that year.

PERSONAL:
- Earned first-team all-state honors as well as first-team all-conference and all-county accolades at Oberlin (Ohio) High School.
- Ranked as the No. 34 offensive tackle in the nation and No. 29 in the state of Ohio by *Rivals.com*.
- Was named the Lorain County Lineman of the Year.
- A one-time Idaho state heavyweight wrestling champion.
- Ranked third in the state of Ohio in wrestling as a heavyweight.
- Moved to Oberlin from Idaho for his senior year of high school.
- Participated in the NFL PLAY 60 Super School Visit at Brownsburg West Middle School.
- Served as a read for the Colts Day in Schools event.

- Participated in the Colts Rookie Community Blitz at Chase Legacy Center.
- Majored in sociology at Illinois.
- A native of Boise, Idaho.

CAREER GP/GS (POSTSEASON):
2015 IND: 13/12
2014 IND: 10/8 (0/0)
2013 IND: 14/12 (2/2)
TOTAL: 37/32 (2/2)

GETTING TO KNOW HUGH THORNTON

Favorite team and/or athlete outside of football: Chicago Blackhawks
Favorite musician and/or song: Damian "Jr. Gong" Marley
Hobbies outside of football: Fishing, cooking and camping
Favorite vacation spot: Jamaica

28 JORDAN TODMAN

RB

5-10 • 200 • CONNECTICUT
NFL EXP: 4 (1st Year with Colts)
HOW ACQUIRED: UFA – 2016 (PIT)
BORN: 2/24/90
GP/GS (POSTSEASON): 44/3 (2/0)

CAREER TRANSACTIONS:
- Signed by the Colts as an unrestricted free agent on March 18, 2016.
- Signed by the Pittsburgh Steelers as a free agent on September 6, 2015.
- Released by the Carolina Panthers on September 5, 2015.
- Signed by the Panthers as an unrestricted free agent on March 30, 2015.
- Signed to the Jacksonville Jaguars active roster from the Minnesota Vikings practice squad on November 27, 2012.
- Signed to the Vikings practice squad on September 1, 2012.
- Released by Minnesota on August 31, 2012.
- Signed to the Vikings active roster from the San Diego Chargers practice squad on December 27, 2011.
- Signed to the Chargers practice squad on October 26, 2011.
- Released by San Diego on October 22, 2011.
- Selected by the Chargers in the sixth round (183rd overall) of the 2011 NFL Draft.

2015 (STEELERS):
- Appeared in 11 games totaling four rushes for 22 yards and one kickoff return for 22 yards.
- Competed in two postseason contests and posted 16 carries for 71 yards.
- Tallied 65 yards on 11 carries (5.9 avg.) in an AFC Wild Card Playoff victory at Cincinnati (1/9/16).

2014 (JAGUARS):
- Saw action in all 16 games (one start) and finished with 32 carries for 186 yards and one touchdown while adding 25 receptions for 198 yards and one touchdown.

SINGLE-GAME HIGHS

ATT: 25 vs. BUF (12/15/13)
YARDS: 109 vs. BUF (12/15/13)
TDS: 1, three times (Last: vs. TEN 12/18/14)
LG: 62t vs. TEN (12/18/14)
REC: 5 at HOU (12/28/14)
YARDS: 46 at HOU (12/28/14)
TDS: 1, two times (Last: at HOU 12/28/14)
LG: 30 vs. BUF (12/15/13)

- Compiled five rushes for 71 yards and one touchdown as well as two catches for five yards in a Week 16 victory against Tennessee (12/18).
- Made his lone start of the season in a Week 17 loss at Houston (12/28), tallying seven carries for 52 yards and five receptions for 46 yards and one score on a 23-yard pass from Cecil Shorts III.

2013 (JAGUARS):
- Appeared in all 16 games (two starts), compiling 76 carries for 256 yards and two touchdowns while adding 14 receptions for 116 yards and one receiving touchdown.
- Notched his first career touchdown on a three-yard run in a Week 3 loss at Seattle (9/22).
- In a Week 10 victory at Tennessee (11/10), rushed three times for 11 yards and one touchdown and had one catch for two yards.
- Earned his first receiving touchdown in a Week 14 win at Houston (12/5) on a 21-yard reception from Ace Sanders and added seven carries for 14 yards in the running game.
- Made his first career start in a Week 15 loss against Buffalo (12/15), compiling career highs with 25 carries and 109 yards while adding 44 yards

on four receptions including a career-long 30-yard catch.

2012 (VIKINGS/JAGUARS):
- Spent the first 12 weeks of the season on the Vikings practice squad prior to joining the Jaguars active roster where he appeared in one game and totaled three carries for eight yards and one reception for no gain.

2011 (CHARGERS/VIKINGS):
- Spent six weeks on the active roster and nine weeks on the practice squad with San Diego before joining Minnesota in Week 17.

COLLEGE:
- Attended the University of Connecticut and played in 37 games (19 starts), finishing his career ranked second in program history with 616 carries and third with 3,179 rushing yards and 31 rushing touchdowns. Added 42 catches for 283 yards as well as 37 kickoff returns for 924 yards and one touchdown.
- In 2010, was unanimously named Big East Conference Offensive Player of the Year, the first unanimous winner since Miami's Gino Torretta in 1992.
- Was an All-America second-team selection from the Walter Camp Football Foundation and The Associated Press, All-America first-team choice by *The Sporting News* and a First Team All-Big East choice in 2010.
- In 2010, started all 12 games ranking second in the nation with 1,695 yards on 334 attempts for 14 touchdowns.
- As a sophomore in 2009, was named an All-Big East second-team choice while appearing in all 13 games (seven starts), tallying 235 attempts for 1,188 yards and 14 touchdowns and 20 kickoff returns for 506 yards and one touchdown.
- In 2008, appeared in all 12 games compiling 47 carries for 296 yards and three touchdowns.

PERSONAL:
- Attended Dartmouth (Mass.) High School.
- Was named to the *Boston Globe* All-Scholastic Team in 2006 and 2007 and received the *Boston Globe's* Division I Player of the Year Award as a senior in 2007.
- Named to the all-state team twice and all-conference team as a senior and finished his high school career as the second-leading rusher in Massachusetts history with 5,083 career yards and 70 rushing touchdowns.
- Led his high school team to the state Division I Super Bowl where he notched 199 yards and three touchdowns.
- Majored in sociology at Connecticut.
- Was a college teammate with Colts inside linebacker Sio Moore.
- Born in North Dartmouth, Mass.

CAREER REGULAR SEASON STATISTICS

			RUSHING					RECEIVING				
Year	GP	GS	No.	Yards	Avg.	LG	TD	No.	Yards	Avg.	LG	TD
2015 PIT	11	0	4	22	5.5	11	0	0	0	0.0	0	0
2014 JAX	16	1	32	186	5.8	62t	1	25	198	7.9	26	1
2013 JAX	16	2	76	256	3.4	33	2	14	116	8.3	30	1
2012 JAX	1	0	3	8	2.7	6	0	1	0	0.0	0	0
2011 SD/MIN	0	0	0	0	0.0	0	0	0	0	0.0	0	0
TOTAL	**44**	**3**	**115**	**472**	**4.1**	**62t**	**3**	**40**	**314**	**7.9**	**30**	**2**

CAREER REGULAR SEASON RETURN STATISTICS

Year	GP	GS	PR	FC	Yards	Avg.	LG	TD	KR	Yards	Avg.	LG	TD
2015 PIT	11	0	0	0	0	0.0	0	0	1	22	22.0	22	0
2014 JAX	16	1	0	0	0	0.0	0	0	38	972	25.6	40	0
2013 JAX	16	2	0	0	0	0.0	0	0	26	712	27.4	59	0
2012 JAX	1	0	0	0	0	0.0	0	0	4	78	19.5	24	0
TOTAL	**44**	**3**	**0**	**0**	**0**	**0.0**	**0**	**0**	**69**	**1,784**	**25.9**	**59**	**0**

CAREER POSTSEASON STATISTICS

			RUSHING					RECEIVING				
Year	GP	GS	No.	Yards	Avg.	LG	TD	No.	Yards	Avg.	LG	TD
2015 PIT	2	0	16	71	4.4	25	0	0	0	0.0	0	0
TOTAL	**2**	**0**	**16**	**71**	**4.4**	**25**	**0**	**0**	**0**	**0.0**	**0**	**0**

GETTING TO KNOW JORDAN TODMAN

Favorite team and/or athlete outside of football: Floyd Mayweather
Favorite musician and/or song: Future
Hobbies outside of football: Basketball, listening to music, playing ping pong and pool
What is something interesting about you that most people may not know: I snowboard
Favorite food: Breakfast
Favorite vacation spot: Cabo
If you could have lunch with three people, living or dead, who would they be: Dr. Martin Luther King, Jr., Renee Todman and Uncle Fred
Favorite movie: *Remember the Titans*
What's the one thing you couldn't live without: My family

16 SCOTT TOLZIEN

QB

6-2 • 213 • WISCONSIN
NFL EXP: 6 (1st Year with Colts)
HOW ACQUIRED: UFA – 2016 (GB)
BORN: 9/4/87
GP/GS (POSTSEASON): 6/2 (0/0)

CAREER TRANSACTIONS:

- Signed by the Colts as a free agent on March 11, 2016.
- Signed by the Green Bay Packers to the active roster from the practice squad on November 6, 2013.
- Signed to the Packers practice squad on September 2, 2013.
- Released by the San Francisco 49ers on August 26, 2013.
- Claimed off waivers by the 49ers on September 4, 2011.
- Released by the San Diego Chargers on September 3, 2011.
- Signed by the Chargers as an undrafted free agent on July 26, 2011.

2015 (PACKERS):

- Saw limited action in three games while serving as the team's backup quarterback in all 16 contests.
- Completed his lone pass attempt of the season to tight end Andrew Quarless for four yards during the fourth quarter of a Week 16 loss at Arizona (12/27).

2014 (PACKERS):

- Spent the entire season on the active roster, but was inactive for the season's first 15 games.
- Was active, but did not see action during the team's regular season finale and two postseason contests.

2013 (PACKERS):

- Spent the first nine weeks of the season on the practice squad before being promoted to the active roster and appearing in three games (two starts). Completed 55-of-90 passes for 717 yards and one touchdown and added five carries for 55 yards and one touchdown on the ground.
- In a Week 10 loss against Philadelphia (11/10), came off the bench early in the game to replace injured backup quarterback Seneca Wallace. Completed 24-of-39 passes for 280 yards, one touchdown and two interceptions.
- Earned his first career NFL start in a Week 11 loss at the New York Giants (11/17), completing 24-of-34 passes for 339 yards and three interceptions. His 339 yards were the most by a Packers quarterback in his first start, passing Mike Tomczak's previous mark of 317. Brought his two-game total up to 619 passing yards, the most by a quarterback in his first two games in Green Bay history and fourth-most in NFL history.
- Started at quarterback in a Week 12 tie against Minnesota (11/24) and connected on 7-of-17 pass attempts for 98 yards while adding two rushes for 25 yards and a score. The rushing touchdown was the first of his career.

2012 (49ERS):

- Dressed but did not play in three regular season games and was inactive for the remaining 13 regular season contests and all three postseason games including Super Bowl XLVII.

SINGLE-GAME HIGHS

ATT: 39 vs. PHI (11/10/13)
COMP: 24, two times (Last: at NYG 11/17/13)
YARDS: 339 at NYG (11/17/13)
TDS: 1 vs. PHI (11/10/13)
LG: 52 at NYG (11/17/13)
RATING: 83.3 at ARZ (12/27/15)
RUSH: 2, two times (Last vs. MIN 11/24/13)
YARDS: 25 vs. MIN (11/24/13)
TDS: 1 vs. MIN (11/24/13)
LG: 19, two times (Last: vs. MIN 11/24/13)

2011 (49ERS):
- Was inactive for all 16 regular season games and both postseason contests.

COLLEGE:
- Attended the University of Wisconsin appearing in 29 games (26 starts), completing 410-of-602 passes for 5,271 yards, 32 touchdowns and 18 interceptions.
- Holds school records for completion percentage (.681) and career quarterback efficiency rating (153.2). Ranks fourth with 5,271 passing yards and 410 completions. Ranks sixth with 32 passing touchdowns and ranks seventh with 5,262 yards of total offense and 602 pass attempts.
- As a redshirt senior, connected on 194-of-266 passes for 2,459 yards, 16 touchdowns and six interceptions leading the Badgers to a Big Ten Championship and a Rose Bowl appearance.
- Took home the Johnny Unitas Golden Arm Award and was named a Second Team All-Big Ten selection (coaches), Honorable Mention All-Big Ten choice (media) and an Academic All-Big Ten selection following his senior season in 2010.
- In his first full season as a starter in 2009, set the school record for completions in a season with 211 on 328 attempts while tallying 2,705 yards, 16 touchdowns, 11 interceptions and two rushing touchdowns.
- Tied the single-game school record with five touchdowns (four passing, one rushing) against Michigan on November 14, 2009.
- Was named an Honorable Mention All-Big Ten choice (coaches) along with Academic All-Big Ten and Big Ten Distinguished Scholar accolades.
- Received the UW Wayne Souza (offense) Coaches' Appreciation Award.
- As a redshirt sophomore, appeared in three games completing 5-of-8 passes for 107 yards and one interception.

PERSONAL:
- Attended William Fremd High School in Palatine, Ill.
- Passed for 4,145 yards and 40 touchdowns and was twice named to the all-conference and all-academic teams.
- Was named conference player of the year and an academic all-state selection as a senior.
- Lettered in football, basketball, baseball and track.
- Has two brothers, both of which played football collegiately. His older brother, Michael, played football and boxed at Air Force and his younger brother, Mark, played quarterback at Holy Cross.
- His uncle, Mike Korf, played college football at Tulane.
- Born in Rolling Meadows, Ill.

CAREER REGULAR SEASON STATISTICS

			PASSING								RUSHING				
Year	GP	GS	Att.	Comp.	Yards	Pct.	Yds/Att.	TD	INT	LG	No.	Yards	Avg.	LG	TD
2015 GB	3	0	1	1	4	100.0%	4.0	0	0	4	3	-3	-1.0	0	0
2014 GB	0	0	0	0	0	0.0%	0.0	0	0	0	0	0	0.0	0	0
2013 GB	3	2	90	55	717	61.1%	8.0	1	5	52	5	55	11.0	19	1
2012 SF	0	0	0	0	0	0.0%	0.0	0	0	0	0	0	0.0	0	0
2011 SF	0	0	0	0	0	0.0%	0.0	0	0	0	0	0	0.0	0	0
TOTAL	**6**	**2**	**91**	**56**	**721**	**61.5%**	**8.0**	**1**	**5**	**52**	**8**	**52**	**6.5**	**19**	**1**

GETTING TO KNOW SCOTT TOLZIEN

Favorite team and/or athlete outside of football: Chicago Blackhawks and Jonathan Toews
Favorite musician and/or song: Jimmy Buffett
Hobbies outside of football: Golf and traveling
Favorite food: Peanut butter
Favorite vacation spot: Any lake house
What's the one thing you couldn't live without: GPS

33 RB ROBERT TURBIN

5-10 • 225 • UTAH STATE
NFL EXP: 5 (1st Year with Colts)
HOW ACQUIRED: UFA – 2016 (DAL)
BORN: 12/2/89
GP/GS (POSTSEASON): 58/3 (8/0)

CAREER TRANSACTIONS:

- Signed by the Colts as an unrestricted free agent on March 16, 2016.
- Signed by the Dallas Cowboys as a free agent on November 18, 2015.
- Released by the Cleveland Browns on November 10, 2015.
- Claimed off waivers (Seattle) by the Browns on September 10, 2015.
- Released by the Seattle Seahawks on September 9, 2015.
- Selected by the Seahawks in the fourth round (106th overall) of the 2012 NFL Draft.

2015 (BROWNS/COWBOYS):

- Appeared in three games as a member of the Cleveland Browns and totaled 60 yards on 18 rushes.
- Saw action in the final seven games of the season with the Dallas Cowboys after being signed prior to Week 11. Compiled 139 yards on 32 rushes and added one touchdown.
- In a Week 14 loss at Green Bay (12/13), tallied seven carries for 51 yards and his first career rushing touchdown.

2014 (SEAHAWKS):

- Saw action in all 16 games (three starts) and totaled 74 carries for 310 yards and added 16 receptions for 186 yards and two touchdowns.
- In a Week 2 loss at San Diego (9/14), had two rushes for seven yards and two receptions for 35 yards and one touchdown. The touchdown was the first of his career.
- Totaled four carries for eight yards and two receptions for a career-high tying 47 yards and one touchdown in a Week 13 victory at San Francisco (11/27).
- Posted two carries for 21 yards in a Super Bowl XLVIIII loss to New England (2/1/15).

2013 (SEAHAWKS):

- Played in all 16 regular season games and all three postseason games, compiling 77 rushes for 264 yards and eight receptions for 60 yards.
- Tallied a season-high 37 yards on eight carries in a Week 9 overtime victory against Tampa Bay (11/3).

SINGLE-GAME HIGHS

ATT: 20 vs. ARZ (12/9/12)
YARDS: 108 vs. ARZ (12/9/12)
TDS: 1 at GB (12/13/15)
LG: 26 vs. ARZ (12/9/12)
REC: 3, three times (Last: at CAR 10/26/14)
YARDS: 47, two times (Last: at SF 11/27/14)
TDS: 1, two times (Last: at SF 11/27/14)
LG: 34 at SF (11/27/14)

- Notched nine carries for 25 yards in a Super Bowl XLVIII victory against Denver (2/2/14).

2012 (SEAHAWKS):

- Appeared in all 16 games rushing for 354 yards on 80 carries and added 19 receptions for 181 yards.
- Recorded his first career 100-yard rushing performance with a career-high 20 carries and 108 yards in a Week 14 victory against Arizona (12/9).

COLLEGE:

- Attended Utah State and appeared in 38 games (30 starts), finishing his collegiate career with 565 carries for 3,315 yards and 40 touchdowns while adding 67 receptions for 845 yards and 11 touchdowns.
- Set school records for the most career touchdowns (51), most career points (308) and most 100-yard games (16).
- As a senior in 2011, totaled 249 carries for 1,538 yards (third-most in school history) and 19 touchdowns while setting the program's single-season record with 138 points scored.
- Missed his junior season due to injury.
- In 2009, appeared in all 12 games making 11 starts and totaling 207 carries for 1,296 yards and 13 touchdowns.
- Holds the school record for longest rushing touchdown in Aggies history with his 96-yard score in the season opener against Utah (9/3).
- Tied the school record with five touchdowns in the season finale against Idaho (11/28).
- Appeared in all 12 games earning six starts as a redshirt freshman in 2008, tallying 106 carries for 485 rushing yards and eight touchdowns adding 20 receptions for 256 yards and two touchdowns.

- In 2007, appeared in only one game before being granted a medical redshirt due to a foot injury. Totaled 17 yards on three carries in his lone appearance against Oklahoma.

PERSONAL:
- Attended Irvington High School in Fremont, Calif.
- Lettered in football, basketball and track in high school.
- Earned all-league first team honors as a tailback totaling 1,232 rushing yards and 14 touchdowns as a senior.
- Named the league's Defensive Player of the Year and received all-league honors as a defensive back totaling six interceptions during his senior season.
- Majored in sociology and minored in business at Utah State.
- Born in Oakland, Calif.

CAREER REGULAR SEASON STATISTICS

			RUSHING					RECEIVING				
Year	GP	GS	No.	Yards	Avg.	LG	TD	No.	Yards	Avg.	LG	TD
2015 CLE/DAL	10	0	50	199	4.0	22	1	7	23	3.3	15	0
2014 SEA	16	3	74	310	4.2	17	0	16	186	11.6	34	2
2013 SEA	16	0	77	264	3.4	15	0	8	60	7.5	19	0
2012 SEA	16	0	80	354	4.4	26	0	19	181	9.5	20	0
TOTAL	**58**	**3**	**281**	**1,127**	**4.0**	**26**	**1**	**50**	**450**	**9.0**	**34**	**2**

CAREER REGULAR SEASON RETURN STATISTICS

Year	GP	GS	PR	FC	Yards	Avg.	LG	TD	KR	Yards	Avg.	LG
2013 SEA	16	0	0	0	0	0.0	0	0	8	177	22.1	27
TOTAL	**16**	**0**	**0**	**0**	**0**	**0.0**	**0**	**0**	**8**	**177**	**22.1**	**27**

CAREER POSTSEASON STATISTICS

			RUSHING					RECEIVING				
Year	GP	GS	No.	Yards	Avg.	LG	TD	No.	Yards	Avg.	LG	TD
2014 SEA	3	0	11	48	4.4	19	0	1	-2	-2.0	-2	0
2013 SEA	3	0	14	40	2.9	6	0	1	9	9.0	9	0
2012 SEA	2	0	12	40	3.3	7	0	3	43	14.3	30	0
TOTAL	**8**	**0**	**37**	**128**	**3.5**	**19**	**0**	**5**	**50**	**10.0**	**30**	**0**

GETTING TO KNOW ROBERT TURBIN

Favorite team and/or athlete outside of football: Los Angeles Lakers and Michael Jordan
Hobbies outside of football: Music, drums and piano
Favorite food: Steak
If you could have lunch with three people, living or dead, who would they be: Michael Jordan, Kobe Bryant and Mike Epps
Favorite movie: *Love & Basketball*
What's the one thing you couldn't live without: Football

81 WR BRIAN TYMS

6-3 • 205 • FLORIDA A&M
NFL EXP: 4 (1st Year with Colts)
HOW ACQUIRED: FA – 2016
BORN: 2/21/89
GP/GS (POSTSEASON): 18/2 (1/0)

CAREER TRANSACTIONS:

- Signed by the Colts as a free agent on April 7, 2016.
- Signed by the New England Patriots as a free agent on July 27, 2014.
- Released by the Cleveland Browns on March 5, 2014.
- Signed by the Browns to the active roster from the practice squad on December 4, 2013.
- Signed to the Cleveland practice squad on November 28, 2013.
- Released by the Browns on November 26, 2013.
- Signed by Cleveland to the active roster from the Miami Dolphins practice squad on October 22, 2013.
- Signed to the Dolphins practice squad on September 2, 2013.
- Released by Miami on August 31, 2013.
- Signed to the Dolphins practice squad on September 11, 2012.
- Released by the San Francisco 49ers on August 27, 2012.
- Signed by the 49ers as an undrafted free agent on May 4, 2012.

2015 (PATRIOTS):

- Spent the entire season on Injured Reserve after suffering an injury in the preseason.

2014 (PATRIOTS):

- Appeared in 11 games (two starts) compiling five receptions for 82 yards and one touchdown.
- Recorded his first career touchdown on a 43-yard reception from Tom Brady in Week 6 victory at Buffalo (10/12).
- Caught four passes for 39 yards in a regular season finale win against Buffalo (12/28).

2013 (BROWNS):

- Saw action in seven games totaling two receptions for 12 yards.
- Tallied his first two career receptions in a Week 16 loss at the New York Jets (12/22).

SINGLE-GAME HIGHS

REC: 4 vs. BUF (12/28/14)
YARDS: 43 at BUF (10/12/14)
TDS: 1 at BUF (10/12/14)
LG: 43t at BUF (10/12/14)
RUSH: 0
YARDS: 0
TDS: 0
LG: 0

2012 (DOLPHINS):

- Signed with the Dolphins in the second week of the season and spent remainder of the year on the practice squad.

COLLEGE:

- Appeared in 22 games (13 starts) at Florida A&M compiling 45 receptions for 661 yards and four touchdowns.
- As a redshirt senior in 2011, notched 38 receptions for 538 yards and three touchdowns.
- In 2010, totaled seven catches for 123 yards and one touchdown.
- Spent his first two seasons of eligibility at Tallahassee Community College.

PERSONAL:

- Attended Dillard High School in Fort Lauderdale, Fla. where he participated in football, basketball and track and field.
- Didn't play football until his senior year of high school but earned honorable mention honors following the season.
- He and his wife Christal have one daughter, Aaliyah, and one son, Brian Jr.
- Born in Fort Lauderdale, Fla.

CAREER REGULAR SEASON STATISTICS

			RUSHING					RECEIVING				
Year	GP	GS	No.	Yards	Avg.	LG	TD	No.	Yards	Avg.	LG	TD
2015 NE					INJURED RESERVE							
2014 NE	11	2	0	0	0.0	0	0	5	82	16.4	43t	1
2013 CLE	7	0	0	0	0.0	0	0	2	12	6.0	6	0
2012 MIA					PRACTICE SQUAD							
TOTAL	**18**	**2**	**0**	**0**	**0.0**	**0**	**0**	**7**	**94**	**13.4**	**43t**	**1**

CAREER POSTSEASON STATISTICS

Year	GP	GS	No.	Yards	Avg.	LG	TD	No.	Yards	Avg.	LG	TD
2014 NE	1	0	0	0	0	0.0	0	0	0	0	0.0	0
TOTAL	**1**	**0**	**0**	**0**	**0**	**0.0**	**0**	**0**	**0**	**0**	**0.0**	**0**

GETTING TO KNOW BRIAN TYMS

Favorite team and/or athlete outside of football: Los Angeles Lakers, Oklahoma City Thunder, Kobe Bryant and Russell Westbrook
Favorite musician and/or song: Mtume - "Juicy Fruit"
Hobbies outside of football: NBA 2K16, family time and loving my wife and kids
What is something interesting about you that most people may not know: I started playing football at 18 years old
Favorite food: Chicken wings with ranch sauce
Favorite vacation spot: JUGS machine and a BOSU ball by myself
If you could have lunch with three people, living or dead, who would they be: My mom, my dad and my cousin Tosha
Favorite movie: *Friday*
What's the one thing you couldn't live without: My wife and kids

79
T

MITCHELL **VAN DYK**

6-7 • 299 • PORTLAND STATE
NFL EXP: 2 (1st Year with Colts)
HOW ACQUIRED: FA – 2016
BORN: 1/2/91
GP/GS (POSTSEASON): 0/0 (0/0)

CAREER TRANSACTIONS:

- Signed by the Colts as a free agent on June 6, 2016.
- Waived by the Colts on May 2, 2016.
- Signed by the Colts as a free agent on April 20, 2016.
- Released by the Pittsburgh Steelers on February 16, 2016.
- Signed by Pittsburgh as a free agent on January 15, 2015.
- Released by the St. Louis Rams on August 30, 2014.
- Selected by St. Louis in the seventh round (226th overall) of the 2014 NFL Draft.

2015 (STEELERS):

- Spent the entire season on the Injured Reserve list.

2014:

- Competed with the St. Louis Rams in the preseason prior to being waived on August 30.

COLLEGE:

- Saw action in 37 games (31 starts) for Portland State from 2009-2013.
- In 2013, played in 12 games (11 starts) and was named to the Big Sky All-Conference first-team after blocking for an offense that set program single-season records for total yards (6,486), rushing yards (3,330), rushing average per game (6.0) and total offense per game (540.5).
- Appeared in 11 games (10 starts) and was named an All-Big Sky Conference honorable mention selection as well as Portland State's Most Outstanding Offensive Lineman.
- Started all 11 games and blocked for the Big Sky Conference's top rushing offense that totaled a then school record 2,726 rushing yards in 2011.
- In 2010, saw his first collegiate action appearing in three games as a redshirt freshman.
- Redshirted during the 2009 season.

PERSONAL:

- Attended Paso Robles (Calif.) High School where he lettered in football and track and field for three

seasons.
- Earned all-league honors twice and earned all-county honors as a senior.
- Majored in criminology and criminal justice at Portland State.
- Has been involved in the National Society of High School Scholars and the Children's Miracle Network.
- Born in Paso Robles, Calif.

CAREER GP/GS (POSTSEASON):
2015 PIT: 0/0 (0/0)
2014: 0/0
TOTAL: 0/0 (0/0)

GETTING TO KNOW MITCHELL VAN DYK

Favorite team and/or athlete outside of football: Portland Trail Blazers and Kobe Bryant
Favorite musician and/or song: The Game – "Ali Bomaye"
Hobbies outside of football: Video games, outdoors and shooting
What is something interesting about you that most people may not know: I gained over 100 pounds in college
Favorite food: Any kind of pizza
Favorite vacation spot: Anywhere in California
If you could have lunch with three people, living or dead, who would they be: My sister, Jesus and my grandpa
Favorite movie: *The Wolf of Wall Street*
What's the one thing you couldn't live without: Junk food, sweets and candy

38 RB

TYLER **VARGA**

5-11 • 225 • YALE
NFL EXP: 2 (2nd Year with Colts)
HOW ACQUIRED: FA – 2015
BORN: 9/24/93
GP/GS (POSTSEASON): 3/0 (0/0)

CAREER TRANSACTIONS:
- Signed by the Colts as an undrafted free agent on May 5, 2015.

2015 (COLTS):
- Competed in three games as a rookie and totaled one rush for two yards, one reception for 18 yards and six kickoff returns for 151 yards (25.2 avg.). Was placed on Injured Reserve on October 14.
- In a Week 1 loss at Buffalo (9/13), totaled one carry for two yards, one catch for 18 yards and returned two kickoffs for 53 yards (26.5 avg.) in his NFL debut.
- Saw action in pass protection situations at running back in a Week 2 loss against the New York Jets (9/21). Returned four kickoffs for 98 yards (24.5 avg.) with a long return of 27 yards.
- Competed on special teams and was targeted once on offense in a Week 3 win at Tennessee (9/27). Added one special teams tackle.

COLLEGE:
- Was a three-time All-Ivy honoree and finished his collegiate career at Yale ranked fourth in rushing yards (2,985), fifth in attempts (529), third in rushing touchdowns (31) and second in yards per carry average (5.6).

SINGLE-GAME HIGHS

ATT: 1 at BUF (9/13/15)
YARDS: 2 at BUF (9/13/15)
TDS: 0
LG: 2 at BUF (9/13/15)
REC: 1 at BUF (9/13/15)
YARDS: 18 at BUF (9/13/15)
TDS: 0
LG: 18 at BUF (9/13/15)

- Had 17 games with 100-plus rushing yards in college and three games with over 200 yards.
- Was a First Team All-Ivy selection his senior year after rushing for 1,423 yards and 26 total touchdowns, which is a Yale school record.
- Averaged 6.1 yards per carry and 142 yards per game his senior season.
- Prior to Yale, attended the University of Western Ontario for one season in 2011 where he was named team MVP, conference player of the year and Canadian Interuniversity Sport National Freshman of the Year.
- Served as a captain of the North Squad at the 2015 Senior Bowl, where he rushed for two touchdowns.

PERSONAL:

- Attended Cameron Heights Collegiate Institute in Ontario, Canada and played five different positions.
- Scored over 100 touchdowns and was a four-time team MVP.
- Was the 2010 NUC Combines Regional MVP, Ultimate 100 Player and All-World Game selection.
- Played on the 2010 Provincial All-Star Team and was named the most valuable high school football player in Canada.
- Also competed in track and field, basketball and swimming in high school.
- Selected to the 2011 and 2012 U20 World and 2012 Jr. National U20 football teams in Canada.

QUICK HITS

Varga is a native of Kitchener, Ontario and was born in Sweden. He attended Cameron Heights Collegiate Institute in Ontario, Canada and scored over 100 touchdowns from five different positions. He was also a four-time team MVP.

- Graduated from the International Baccalaureate Diploma Program with a 4.0 GPA.
- Was an ecology and evolutionary biology major.
- In 2015, read books to elementary students as part of the Colts Day in Schools event.
- A native of Kitchener, Ontario.
- Was born in Sweden.

CAREER REGULAR SEASON STATISTICS

	RECEIVING							RUSHING				
Year	GP	GS	No.	Yards	Avg.	LG	TD	No.	Yards	Avg.	LG	TD
2015 IND	3	0	1	18	18.0	18	0	1	2	2.0	2	0
TOTAL	**3**	**0**	**1**	**18**	**18.0**	**18**	**0**	**1**	**2**	**2.0**	**2**	**0**

CAREER REGULAR SEASON RETURN STATISTICS

Year	GP	GS	PR	FC	Yards	Avg.	LG	TD	KR	Yards	Avg.	LG	TD
2015 IND	3	0	0	0	0	0	0	0	6	151	25.2	30	0
TOTAL	**3**	**0**	**0**	**0**	**0**	**0**	**0**	**0**	**6**	**151**	**25.2**	**30**	**0**

SPECIAL TEAMS TACKLES: 1 (2015 - 1)

GETTING TO KNOW TYLER VARGA

Favorite team and/or athlete outside of football: Toronto Blue Jays
Favorite musician and/or song: Zac Brown Band
Hobbies outside of football: Fishing, being outdoors, skiing and traveling
What is something interesting about you that most people may not know: I was born in Sweden and I do yoga
Favorite food: Steak
Favorite vacation spot: Whistler, Canada
Favorite movie: *Jerry Maguire*
What's the one thing you couldn't live without: Family and friends

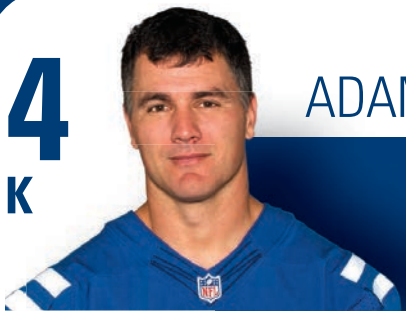

4 K

ADAM **VINATIERI**

PRO BOWL
3 (2002, 04, 14)

6-0 • 206 • SOUTH DAKOTA STATE
NFL EXP: 21 (11th Year with Colts)
HOW ACQUIRED: UFA – 2006 (NE)
BORN: 12/28/72
GP/GS (POSTSEASON): 306/0 (30/0)

CAREER TRANSACTIONS:

- Signed by the Colts as an unrestricted free agent on March 22, 2006.
- Signed as a free agent by the New England Patriots on June 28, 1996.
- Originally signed as a free agent with Amsterdam of the World League in 1996.

PRO CAREER:

- Selected to three Pro Bowls in 2002, 2004 and 2014.
- A three-time Associated Press NFL All-Pro team selection (2002, 2004 and 2014). In 2014, joined Pat McAfee as just the fourth punter-kicker duo from the same team to both earn recognition in the same season.
- Named to the 2014 PFWA All-NFL Team.
- Was selected to the "Super Bowl 50 Golden Team" chosen by the Pro Football Hall of Fame Board of Selectors. Was the only unanimous selection.
- Has hit two last-minute game-winning field goals in the Super Bowl (Super Bowl XXXVI vs. St. Louis on Feb. 3, 2002 and Super Bowl XXXVIII vs. Carolina on Feb. 1, 2004) and has been part of four Super Bowl Championship teams including Super Bowl XXXVI, Super Bowl XXXVIII, Super Bowl XXXIX and Super Bowl XLI.
- Is the only kicker in NFL history to record successful field goals in four Super Bowls (XXXVI, XXXVIII, XXXIX and XLI) and is the only kicker in league history to have played in five Super Bowls.
- Became the seventh player in NFL history to reach 2,000 career points.
- Has converted 503-of-598 career field goals for an 84.1 percentage, which currently ranks 15th all-time in the NFL.
- Has totaled 2,253 career points (including one two-point conversion), which ranks third in league annals and first among active players in the NFL.
- Has totaled 18 100-plus point seasons (1996-2008, 2010, 2012-15), which is an NFL record. He surpassed Jason Elam's previous record of 16 in 2014.
- Led the NFL in field goal percentage and points scored in 2004 having converted 31-of-33 field goals (93.9%) and all 48 PATs for 141 points. His 31 field goals tied a career-high which he originally set in 1998. Also led the league in field goal percentage in 2010 (92.9) and 2014 (96.8).

SINGLE-GAME HIGHS

FGA: 6 vs. JAX (9/22/96)
FGM: 5, three times (Last: vs. TEN 12/1/13)
LG: 57 at CHI (11/10/02)
PTS: 17 at BUF (11/14/04)
XPM: 7 vs. WAS (11/30/14)
XPA: 7 vs. WAS (11/30/14)
KO: 9 at NYJ (9/15/02)
TB: 5 at DEN (10/29/06)

- In his career, is responsible for 26 game-winning field goals in the final minute of the fourth quarter or overtime.
- Became the franchise's all-time leading scorer and topped 1,000 points with the Colts after a 10-point game against Jacksonville on Oct. 4, 2015.
- Split the uprights on a career-best 57-yard field goal at Chicago on Nov. 10, 2002.
- Set a then-NFL postseason record with his 30th game played (Jerry Rice, 29) in Indianapolis' AFC Championship Game appearance at New England on Jan. 18, 2015.
- Holds NFL postseason records with 56 field goals made, 68 field goal attempts, 66 extra points, 234 career points, 30 consecutive games scoring, 49 seasonal points and is tied for the most field goals made in a postseason game with five (vs. Indianapolis, 1/18/04 and at Baltimore, 1/13/06).
- Set a new team record for the longest field goal in postseason history with a 53-yard conversion in the fourth quarter of an AFC Wild Card Playoff win against Cincinnati (1/4/15).
- Scored at least one point in 177 consecutive regular season games. The streak dated back to Sept. 14, 2003 against Philadelphia and ended on Sept. 13, 2015 at Buffalo.
- Converted 35 consecutive field goals from Dec. 22, 2013 - Dec. 28, 2014. It's the longest streak of his career surpassing his previous best of 25 from (1996-97 and 2015). It's also the second longest streak in franchise history (Mike Vanderjagt, 42) and the fourth-longest streak in NFL history.
- Converted 33 consecutive field goals in the regular season at Lucas Oil Stadium dating back to the 2009 season. The streak ended with his second quarter miss against Houston (12/22/11).

- Became the first player in NFL history to record 1,000 points with two different teams (New England) and 200 field goals made with two different teams.
- Against San Diego on Oct. 14, 2013, converted two field goals of 50-plus yards (50 and 51) in a single game for the first time in his career.
- Tied an NFL record for successful field goals made from 40-49 yards in a single game during a Dec. 1, 2013 win against Tennessee.
- Has earned AFC Special Teams Player of the Week honors on 15 occasions, NFL Player of the Week honors one time (playoffs) and is a four-time AFC Special Teams Player of the Month candidate (2015, 2004, 1999, 1998).

2015 (COLTS):

- Converted 25-of-27 field goals and 32-of-35 extra points for 107 points on the season. Ended the regular season with a streak of 25 consecutive field goals made and was perfect in field goals from 30-39 yards and 40-49 yards. His 92.6 field goal percentage was his fourth-highest total for a single seaosn.
- Was named AFC Special Teams Player of the Month (November) after connecting on all 11 field goal attempts and adding 9-of-10 PATs for 42 points. He also provided his 26th career game-winning field goal in a Week 11 victory at Atlanta.
- Missed one field goal and did not record an extra point attempt in a Week 1 loss against Buffalo. The contest ended a streak of 177 consecutive games with at least one point scored.
- In a Week 2 loss against the New York Jets (9/21), notched one extra point and passed Mike Vanderjagt for the most extra point attempts in Colts history.
- Converted 5-of-5 extra points in a Week 3 victory at Tennessee (9/27). With five points, he passed Jason Hanson (2,150) for the third-most points scored in NFL history. With his first extra point of the game in the first quarter, he passed Mike Vanderjagt for the most extra points made in Colts history.
- In a Week 4 win against Jacksonville (10/4), converted 3-of-3 field goals and one extra point against the Jaguars for 10 points. His 27-yard field goal in overtime was his 25th career game-winning field goal. On the overtime winner, he also surpassed Mike Vanderjagt for the most field goals made in Colts history. Vinatieri converted a 54-yard field goal in the first quarter to give the Colts a 3-0 lead. The field goal tied the third-longest for Vinatieri in the regular season and was his longest since Nov. 10, 2002 at Chicago (57 yards). Following the 54-yard conversion, Vinatieri passed Mike Vanderjagt for the most points scored in Colts history. He also passed John Carney (478) for the fourth-most field goals made in NFL history. Vinatieri tied the game with a 32-yard field goal in the fourth quarter and became the first player in NFL history to eclipse 1,000 points with two different teams (New England).
- Converted 2-of-2 field goal attempts and three extra points for nine points against the Texans. He appeared in his 295th career regular season game, which tied Darrell Green for the 12th-most all-time in NFL history. Added his first field goal of the game from 48 yards in the first quarter to give the Colts a 3-0 lead. He split the uprights from 42 yards in the second quarter to increase the lead to 13-0.
- In a Week 6 loss against New England (10/18), split the uprights on 3-of-4 extra points, appearing in his 296th career regular season game, which tied Bruce Matthews for the 11th-most all-time in NFL history. Had one extra point blocked at the end of the game, which ended a streak of 209 consecutive PATs made dating back to 2010.
- In a Week 7 loss against New Orleans (10/25), converted 3-of-3 extra points against the Saints appearing in his 297th career regular season game, which tied Matt Stover for the 10th-most all-time in NFL history.
- Converted 4-of-4 field goal attempts and two PATs for 14 points in a Week 8 overtime loss at Carolina (11/2) in his 298th career regular season game. Tacked on Indianapolis' first points of the game with a 47-yard field goal at the 10:24 mark in the second quarter and added a 34-yard conversion

in the same quarter to cut Carolina's lead to 10-6. He then split the uprights on a 24-yard attempt as time expired in regulation and added a 50-yard conversion in overtime. With his 50-yard field goal in overtime, Vinatieri broke a tie with Jason Elam and Jason Hanson for the most overtime field goals made in NFL history with 10.

- In a Week 9 victory against Denver (11/8), converted 2-of-2 field goals and all three PATs for nine points. Notched a 43-yard field goal in the first quarter to give Indianapolis a 10-0 lead. On the kick, he passed Jason Hanson (136) for the third-most field goals made from 40-49 yards in NFL history. Split the uprights on a 55-yard field goal in the fourth quarter to give the Colts a 27-24 lead. The field goal was his longest as a member of the Colts tied for the second longest of his career and tied for the third longest in Colts history.
- Converted his lone field goal attempt and added 3-of-3 PATs for six points in a Week 11 win at Atlanta (11/22). He appeared in his 300th career regular season game. Converted a 43-yard field goal with 52 seconds remaining in the fourth quarter to mark his 26th career game-winning kick in the fourth quarter or overtime.
- In a Week 12 victory against Tampa Bay (11/29), split the uprights on 4-of-4 field goals and one PAT for 13 points against the Buccaneers. He appeared in his 301st career regular season game, which tied John Kasay for the ninth most all-time in NFL history. Gave the Colts a 3-0 lead after splitting the uprights on a 49-yard attempt on the team's opening offensive possession. Added his second field goal from 27 yards in the second quarter to give the Colts a 6-3 lead. On the team's first possession of the second half, tallied a 26-yard field goal to cut Tampa Bay's lead to 12-9. On the kick, he passed John Carney (168) for the fourth-most field goals made from 20-29 yards in NFL history. Added his fourth field goal of the game when he split the uprights from 44 yards, giving the Colts a 19-12 lead. It marked the 19th time in his career that he finished a game with four or more field goals.
- Converted one field goal and one extra point in a Week 13 loss at Pittsburgh (12/6). Appeared in his 302nd career regular season game, with tied for the seventh-most all-time in NFL history with Brett Favre and John Carney. Gave the Colts a 3-0 lead with his 35-yard field goal in the first quarter.
- In a Week 14 loss at Jacksonville (12/13), converted 3-of-3 field goals and one PAT for 10 points. Appeared in his 303rd career regular season game, which tied Jerry Rice for the sixth-most all-time in NFL history. Tied the game at 3-3 with his 25-yard field goal in the first quarter. On the kick, he passed Jason Hanson (495) for the third-most field goals made in NFL history. Split the uprights on his second field goal of the game from 21 yards to give the Colts a 6-3 lead in the second quarter. On the kick, he passed John Carney (168) for the fourth-most field goals made from 20-29 yards in NFL history. Added his third field goal of the game (32 yards), to cut Jacksonville's lead to 23-16 in the third quarter.
- Converted his lone field goal and PAT attempts for four points in a Week 15 loss against Houston (12/20). He appeared in his 304th career regular season game, which passed Jerry Rice for the sixth-most all-time in NFL history. Split the uprights on a 29-yard field goal in the second quarter to give the Colts a 10-0 lead.
- In a Week 16 win at Miami (12/27), converted his lone field goal and 1-of-2 PAT attempts for four points against the Dolphins. With his 38-yard field goal in the fourth quarter, became the third kicker in NFL history to record 500 career field goals.
- Converted 3-of-3 field goals and three PATs for 12 points in a Week 17 win against Tennessee (1/3/16). He finished the season perfect in field goals from 30-39 yards (6-of-6) and 40-49 yards (8-of-8). Ended the season having split the uprights on his last 25 field goals dating back to a Week 4 contest against Jacksonville.

QUICK HITS

Vinatieri holds 2,253 career points which ranks third in NFL history. He surpassed Jason Hanson for the third spot in Week 3 of the 2015 season.

Became the franchise's all-time leading scorer and topped 1,000 points with the Colts after a 10-point game against Jacksonville on Oct. 4, 2015.

In 2015, Vinatieri recorded his 18th 100-plus point season (1996-2008, 2010, 2012-15), which improved his NFL record. He surpassed Jason Elam's previous mark of 16 in 2014.

Vinatieri converted 35 consecutive field goals from Dec. 22, 2013 - Dec. 28, 2014. It's the longest streak of his career surpassing his previous best of 25 from Nov. 24, 1996 - Nov. 9, 1997. It's also the second longest streak in franchise history (Mike Vanderjagt, 42) and the fourth-longest streak in NFL history.

Vinatieri has hit two last-minute game-winning field goals in the Super Bowl (Super Bowl XXXVI vs. St. Louis on Feb. 3, 2002 and Super Bowl XXXVIII vs. Carolina on Feb. 1, 2004) and has been part of four Super Bowl Championship teams including Super Bowl XXXVI, Super Bowl XXXVIII, Super Bowl XXXIX and Super Bowl XLI. He is the only kicker in NFL history to record field goals in four Super Bowls (XXXVI, XXXVIII, XXXIX and XLI) and is the only kicker in league history to have played in five Super Bowls.

Became the first player in NFL history to record 1,000 points with two different teams (New England) and 200 field goals made with two different teams.

2014 (COLTS):

- Converted 30-of-31 field goals and all 50 extra points for 140 points. Led the league in field goal percentage (96.8) while ranking third in points and tied for sixth in field goals made. In three postseason games, split the uprights on 5-of-7 field goals (long of 53 yards) and six extra points.
- Was selected to his third career Pro Bowl and was named to the Associated Press NFL All-Pro Team and PFWA All-NFL Team. Joined Pat McAfee as just the fourth punter-kicker duo from the same team to both earn AP All-Pro recognition in the same season.
- Topped 100 points for the 17th season, which set an NFL record, surpassing Jason Elam's previous mark of 16.
- Converted 35 consecutive field goals from Dec. 22, 2013 - Dec. 28, 2014. It's the longest streak of his career surpassing his previous best of 25 from Nov. 24, 1996 - Nov. 9, 1997. It's also the second longest streak in franchise history (Mike Vanderjagt, 42) and the fourth-longest streak in NFL history.
- Became the first player in NFL history to record 900 points with two different teams (New England) and 200 field goals made with two different teams.
- Set a then-NFL postseason record with his 30th game played (Jerry Rice, 29) in Indianapolis' AFC Championship Game appearance at New England on Jan. 18, 2015.
- In the team's Week 1 meeting at Denver (9/7), split the uprights on a 25-yard field goal and three extra points for six total points. With his field goal in the third quarter, tallied his 541st career field goal attempt, which surpassed Jason Elam for the ninth-most in NFL history. His three extra points tied Mike Vanderjagt (149) for the most consecutive PATs in team history.
- Converted 2-of-2 field goals and three PATs against Philadelphia (9/15). With his first extra point attempt in the first quarter, passed Jason Hanson (673) for sole possession of fifth place in career attempts NFL history. He also surpassed Mike Vanderjagt for the most consecutive PATs made in team history. With three extra points, Vinatieri passed Jason Hanson (665) for the fifth-most in NFL history.
- In a Week 3 victory at Jacksonville (9/21) split the uprights on 3-of-3 field goals and all five extra point attempts. Tallied a 48-yard field goal on the opening offensive possession and added conversions of 43 yards and 25 yards in the second quarter. Following his second kick of 43 yards, passed Matt Stover for fourth place in NFL history in career field goals made between 40-49 yards. With five extra point attempts, passed Jason Elam (679) for fourth place in career PAT attempts NFL history.
- Converted 2-of-2 field goals and all five PATs for 11 points in a Week 4 win against Tennessee (9/28). With five extra points made, passed Jason Elam (675) for fourth place in NFL history. Added field goals of 31 and 30 yards in the second quarter marking his 13th and 14th consecutive field goals made dating back to Dec. 22, 2013 at Kansas City.
- Converted 2-of-2 field goals and three PATs for nine points in a Week 6 win at Houston (10/9). Following his first extra point of the game in the first quarter, became the first player in NFL history to score 900 career points with two different teams. With his 34-yard field goal in the second quarter, passed John Carney (2,062) for the fourth-most career points scored in NFL history.

QUICK HITS

Vinatieri holds several career NFL postseason records, including points scored and field goals made.

MOST CONSECUTIVE GAMES SCORING IN POSTSEASON, NFL HISTORY

Player	Years	Games
Adam Vinatieri	1996-2014	30
David Akers	1998-2013	24
George Blanda	1949-1975	19

MOST CONSECUTIVE GAMES SCORING FIELD GOALS IN POSTSEASON, NFL HISTORY

Player	Years	Games
Adam Vinatieri	2005-2014	13
Tony Fritsch	1972-1979	13
Adam Vinatieri	1997-2004	12
Jason Elam	1997-2008	11

MOST CAREER POINTS SCORED IN POSTSEASON, NFL HISTORY

Player	Years	Points
Adam Vinatieri	1996-2014	234
David Akers	1998-2013	175
Gary Anderson	1982-2004	153

MOST CAREER FIELD GOALS MADE IN POSTSEASON, NFL HISTORY

Player	Years	FGM
Adam Vinatieri	1996-2014	56
David Akers	1998-2013	39
Gary Anderson	1982-2004	32

MOST CAREER FIELD GOAL ATTEMPTS IN POSTSEASON, NFL HISTORY

Player	Years	FGA
Adam Vinatieri	1996-2014	68
David Akers	1998-2013	47
Gary Anderson	1982-2004	40

MOST CAREER PATS MADE IN POSTSEASON, NFL HISTORY

Player	Years	PATs
Adam Vinatieri	1996-2014	66
David Akers	1998-2013	58
Gary Anderson	1982-2004	57

Vinatieri is a three-time Associated Press NFL All-Pro team selection (2002, 2004 and 2014). In 2014, he joined Pat McAfee as just the fourth punter-kicker duo from the same team to both earn recognition in the same season.

- In a Week 7 victory against Cincinnati (10/19), converted both field goal attempts and all three extra points for nine points. With two field goals made (23 and 50), passed John Kasay (461) for the sixth-most field goals converted in NFL history. With his 50-yard field goal in the fourth quarter, tied John Carney, Steve Christie, Mason Crosby, Al Del Greco and Eddie Murray (21) for 17th place all-time in NFL history. The 50-plus yard attempt also moved him in sole possession of second place in team history surpassing Mike Vanderjagt (21).
- Converted 2-of-2 field goals and four PATs for 10 points in a Week 8 loss at Pittsburgh (10/26). Became the first kicker in NFL history to log more than 200 field goals with two different teams (236 with New England).
- In a Week 9 win at the New York Giants (11/3), converted 4-of-4 field goals and four PATs for 16 points. His four field goals marked a season-high and his most dating back to Dec. 1, 2013 against Tennessee. Set a new career-best field goal streak with his 26th straight conversion with his 43-yard field goal in the fourth quarter. With four field goals attempts, passed Jan Stenerud (558) for eighth place in NFL history. With his second extra point of the game in the third quarter, reached 700 career PATs.
- Converted 2-of-2 field goals and two PATs for eight points in a Week 11 loss against New England (11/16). Gave Indianapolis its first points of the game with a 31-yard field goal at the 4:19 mark in the first quarter and became the fourth player in league history to reach 2,100 career points. Tied Nick Lowery and Matt Prater for 15th place all-time in NFL history with 22 career field goals made from 50-plus yards. Following his second extra point of the game in the fourth quarter, Vinatieri notched his eighth point and recorded his 17th career 100-point season (1996-2008, 2010, 2012-14), which set an NFL record.
- In a Week 12 victory against Jacksonville (11/23), converted 3-of-3 field goals and two PATs for 11 points. With his first field goal of the game (46 yards), took sole possession of second place for the longest streak of consecutive field goals made in franchise history with 29. He finished the game with three-straight field goals improving his streak to 31. With his 20-yard field goal at the end of the second quarter, surpassed Matt Stover for fifth place in NFL history in career field goals made. He also passed Stover and John Kasay for sixth place in career field goal attempts.
- Split the uprights on all seven of his extra point attempts in a Week 13 win against Washington (11/30). Set a single-game career-high with seven extra points made and attempted. The seven PATs are also tied for the third most in a game in franchise history. It's the highest total of extra points for the Colts dating back to Nov. 14, 2004 against the Houston Texans. With seven PATs, topped 700 career extra points.
- In a Week 14 victory at Cleveland (12/7), converted 2-of-2 field goals and one PAT for seven points. With his 51-yard field goal in the third quarter, tied Rian Lindell and Josh Scobee (23) for 14th place all-time in NFL history in conversions from 50-plus yards. Took sole possession of second place for the most 50-yard field goals made in Colts history and set a new franchise record for the most consecutive 50-plus yard field goals made. Added his second field goal from 33 yards in the fourth quarter to cut Cleveland's lead to 21-19. With the kick, passed Matt Stover (146) for fifth place in NFL history in kicks made between 30-39 yards.
- Converted his lone field goal attempt (29 yards) while adding two extra points in a Week 15 win against Houston (12/14). Added a 29-yard field goal in the fourth quarter to give the Colts a 17-10 lead. With the conversion, he took sole possession of fourth place in NFL history for the longest streak of consecutive field goals made with 34.
- Converted 2-of-3 field goals and three PATs for nine points in a Week 17 victory at Tennessee (12/28). Concluded the regular season with 140 points, the third-highest total in a single season in franchise history. On his first extra point of the game in the first quarter, improved his streak of consecutive games scoring at least one point to 177. Gave the Colts a 17-7 lead in the second quarter with his 23-yard field goal conversion. It was his 35th consecutive field goal made dating back to 2013. In the third quarter, missed a 46-yard attempt ending his consecutive field goal streak at 35, the fourth longest streak in NFL history. Converted a 26-yard field goal at the start of the fourth quarter to give the Colts a 20-10 lead. With the kick, he tied John Carney for the fourth-most field goals made in NFL history.
- In an AFC Wild Card Playoff victory against Cincinnati (1/4/15), converted 4-of-4 field goals and two PATs for 14 points against the Bengals. His 14 points are the third-most by a player in a single-game in Colts postseason history and the second-most by a kicker in a single-game (Adam Vinatieri, 15 at Baltimore on 1/13/07). His four field goals made were the second-most by a kicker in Colts postseason history and his four field goal attempts tied for the second-most in a single game. Set a new team record for the longest field goal in postseason history with a 53-yard conversion in the fourth quarter. The kick topped his previous team record of 52 yards (at Baltimore on 1/6/13). Moved into sole possession of second place for the most career postseason games played in NFL history. With 14 points scored against Cincinnati, improved his NFL record of career postseason points to 227. With his first extra point of the game, improved his NFL record of consecutive postseason games scoring at least one point to 28. He also moved into a tie for second place in NFL history for consecutive games converting at least one field goal to 12 with his 38-

yard conversion in the second quarter.
- Converted 1-of-2 field goals and three PATs for six points in the team's AFC Divisional Playoff win at Denver (1/11/15). Tied Jerry Rice for the most games played in NFL postseason history with 29. With one field goal, moved into a tie for first place in NFL history in consecutive postseason games converting at least one field goal (13).
- In the team's AFC Championship Game loss at New England (1/18/15), finished with one extra point and missed a 51-yard field goal attempt in the first quarter. Passed Jerry Rice for sole possession of first place for the most games played in NFL postseason history with 30. With one point scored, improved his NFL record of career postseason points to 234. Improved his NFL record of consecutive postseason games scoring at least one point to 30. Without a field goal, remains tied with Tony Fritsch for the NFL record with 13 consecutive games having converted at least one field goal. Continues to hold NFL postseason records for field goals made (56) and field goals attempted (68). Improved his NFL record for the most career postseason extra points to 66.

2013 (COLTS):
- Converted 35-of-40 field goals and all 34 extra point attempts for 139 points. His field goal and field goal attempt totals established new career highs while his point total ranked as the second-highest for a single season (141 in 2004).
- Recorded his 16th 100-plus point season, which tied Jason Elam for the most in NFL history.
- Became the seventh player in NFL history to reach 2,000 career points.
- Moved into fifth place on the NFL's all-time scoring list at the conclusion of the regular season.
- Was named AFC Special Teams Player of the Week on two occasions (Weeks 11 and 17).
- In the regular season opener against Oakland (9/8), finished the game with three extra points and passed John Carney for eighth place all-time in league history. He also improved his streak of consecutive games scoring to 147 while tallying a point in his 100th consecutive game with the Colts.
- Against Miami (9/15) in Week 2, converted 2-of-3 field goal attempts while adding two PATs against the Dolphins for eight points. He passed Lou Michaels for the second-most extra points made in franchise history (264).
- Converted 2-of-3 field goals against San Francisco in Week 3 (9/22). His first kick (43 yards) gave the Colts a 10-7 lead in the second quarter and was his first field goal attempt at Candlestick Park. Added his second field goal (41 yards) in the third quarter to give Indianapolis a 13-7 advantage. With three extra points, moved past Lou Michaels (270) for the second-most PAT attempts in Colts history.
- Converted 2-of-2 field goals and two PATs for eight points against the Seahawks (10/6) in Week 5. He split the uprights on his first attempt of 41 yards in the second quarter to cut Seattle's lead to 19-17 and added a 49-yard kick in the fourth quarter to seal a 34-28 victory. With his first extra point of the game in the first quarter, passed Norm Johnson (638) for seventh place on the league's all-time PAT list.
- Split the uprights on all three field goal attempts for nine points in a Week 6 loss at San Diego (10/14). Gave the Colts a 3-0 lead when he converted on a 30-yard attempt on the team's opening offensive possession of the game. The field goal marked the third time this season the Colts tallied points on their opening offensive drive. Notched his second successful kick at the end of the second quarter with a 50-yard conversion and added a 51-yard attempt in the fourth quarter. The two field goals of 50-plus yards gave him 10 total as a member of the Colts. It also marked the first time in his career that he converted two field goals of 50-plus yards in a single game.
- In a Week 7 victory against Denver (10/20), converted all three field goals and all four PATs for 13 points. Gave the Colts their first points of the game with a 27-yard field goal in the first quarter. Split the uprights on his second attempt of 52 yards in the fourth quarter, which gave the Colts a 36-17 lead. It was his third field goal of 50-plus yards in the season. His third kick of the night, a 42-yard conversion gave Indianapolis a two possession lead (39-30) with 5:57 remaining in the contest. With four PATs against the Broncos, he passed Lou Groza (641) for the sixth-most in NFL history.
- Converted 2-of-3 field goals and one PAT for seven points against Houston (11/3). With seven points, passed Marvin Harrison (778) for the third-most points in Colts history.
- In a Week 11 victory at Tennessee (11/14), converted 3-of-3 field goals and three PATs for 12 points. With his second field goal of the game (30 yards) as time expired in the second half, he passed Dean Biasucci (783) for the second-most points scored in Colts history. Split the uprights on his third field goal of the game (50 yards) to give the Colts a 23-17 lead in the third quarter. The kick tied his career-high for 50-yard field goals in a single season (four in 2012). The field goal also marked his 20th career conversion from 50-plus yards, which ranks tied for 21st in NFL history. With three extra point attempts, passed Lou Groza (657) for the sixth-most PAT attempts in NFL history. Earned AFC Special Teams Player of the Week accolades for his performance.
- In a Week 13 victory against Tennessee (12/1), converted 5-of-5 field goals and one PAT for 16 points. With his second kick from 48 yards, became the second player in NFL history to score 800 points with two different teams. Notched his third field goal in the second quarter (45 yards) to give the Colts a 9-7 lead. It was the second time in his career that he split the uprights on three field goals of 40-plus yards in a single contest. Added a 37-yard field goal as time expired in the second quarter and

tied his career-high for field goals made in the first half of a single game (four). Also hit four first half field goals as a member of the Patriots on Sept. 11, 2000 against the New York Jets and Nov. 7, 2004 against the St. Louis Rams. Tied his career-high and a franchise record with his fifth field goal conversion (49 yards) in the third quarter. Recorded his 100th point of the season, which tied him with Jason Elam for the most 100-point seasons in NFL history (16). On the kick, tied an NFL record for successful field goals made from 40-49 yards (tied with nine other players) in a single game. With five field goals in the game, passed Jason Elam (436) for seventh place in NFL history in all-time field goals made. Also passed John Kasay (120) for fifth place in league history in successful kicks made between 40-49 yards.

- Split the uprights on four extra points in a Week 14 loss at Cincinnati (12/8). With four points, passed John Kasay (1,970) for eighth place on the NFL's all-time scoring list.
- Converted 3-of-3 field goals and two PATs for 11 points in a Week 15 victory against Houston (12/15). Logged a 37-yard field goal in the second quarter and passed Dean Biasucci (176) for the second-most field goals made in franchise history.
- In a Week 16 victory at Kansas City (12/22), split the uprights on 3-of-4 field goals and two PATs for a total of 11 points. Converted his first field goal of the game in the second quarter (46 yards) and passed Jason Elam (1,983) for sole possession of seventh place on the NFL's all-time scoring list. With his third successful kick of the game (30 yards), Vinatieri set a new single-season career-high for field goals made (32) topping his previous mark of 31 which was set in 1998 and 2004. He has also converted at least three field goals in a single game this season on seven occasions.
- Split the uprights on 3-of-3 field goals and three PATs for 12 points in a Week 17 win against Jacksonville (12/29). With his 26-yard field goal as time expired in the second quarter, became the seventh player in NFL history to reach 2,000 career points. Passed George Blanda (2,002) and Matt Stover (2,004) for the fifth-most points scored in NFL history. Finished the season with 139 points, which is the third-highest point total by a member of the Colts in a single season, passing Cary Blanchard's 135 in 1996. The total also marked the second-highest single-season point total of his career (141 in 2004). With three field goals against Jacksonville, moved into sole possession of third place for the most field goals made in a single season in franchise history. His 35 field goals were a personal career best. Improved his streak of consecutive games having scored at least one point to 161. Was named AFC Special Teams Player of the Week for his performance for the second time in 2013.
- Played in his 26th career postseason game during the team's AFC Wild Card Playoff victory against Kansas City (1/4/14), which ranks tied for fourth in the NFL. Converted one field goal and six PATs for a total of nine points. Split the uprights on a 37-yard field goal in the second quarter to cut the Chiefs lead to 24-10. His six extra points ranked as the second-most for a single-game in team postseason history. He also tied David Akers (58) for the most career PATs in NFL postseason history.
- During the team's AFC Divisional Playoff loss at New England (1/11/14), converted 2-of-2 field goals and two PATs for eight points. Split the uprights on an extra point following the team's first touchdown of the game and took sole possession of first place on the NFL's all-time postseason extra point list, topping David Akers' old record of 58. His 36-yard field goal in the second quarter cut New England's lead to 21-10. Added his second field goal of the game (21 yards) on the team's first offensive drive in the third quarter to trim the Patriots' lead to 21-15. Played in his 27th career postseason game, which ranks tied for the second-most in NFL history with D.D. Lewis.

2012 (COLTS):

- In 16 games, converted 26-of-33 field goals (78.8 percent), including a long of 53 yards, and was successful on all 37 extra points for 115 total points.
- Ranked eighth among AFC kickers and 16th among NFL kickers in scoring.
- Topped 100 points for the season for the 15th time in his career, which ranks second behind Jason Elam's 16 seasons.
- Became the 11th player in NFL history with 600-plus career PAT attempts in the season opener at Chicago (9/9).
- Notched the game-winning 53-yard kick with eight seconds remaining in the fourth quarter against Minnesota (9/16), which was the longest game-winning field goal of his career.
- Became the eighth player in NFL history with 400 career field goals at Tennessee (10/28). He also exceeded 1,800 points for his NFL career. Following his PAT attempt after Delone Carter's game-tying touchdown, Vinatieri became the 10th player in NFL history with 600 extra points for a career. Vinatieri competed in his 250th NFL game, which ranked second among active players (Jason Hanson).
- With five points at Detroit (12/2), he passed Lenny Moore (678) for fourth place on the team's all-time scoring list.
- Tied his season-long field goal with a 53-yard kick in the fourth quarter to give the Colts a 24-23 advantage against Tennessee (12/9). The field goal moved him into third place in franchise history in 50-plus-yard field goals (eight), passing Raul Allegre and Cary Blanchard.
- Tallied four extra points against Houston (12/30) and passed Dean Biasucci (255) for third in Colts history in career PATs.
- Split the uprights on three-of-four field goal attempts in the team's AFC Wild Card Playoff loss at

Baltimore (1/6/13). With the kicks, he recorded his 25th consecutive postseason game having scored at least one point, which is an NFL record. Improved his NFL record of field goals made in the postseason to 48. With his 52-yard field goal in the second quarter, has now converted four-of-five field goals from 50-plus yards in the postseason, which is a new NFL postseason record. The 52-yard kick was also the longest of his postseason career. Ended the game having converted 22-of-24 field goal attempts in the postseason as a member of the Colts. With nine points, he improved his current NFL postseason record to 196.

2011 (COLTS):
- In 16 games, converted 23-of-27 field goal attempts and all 24 extra points for 93 total points.
- Split the uprights on all four field goal attempts, including a 52-yarder against Cleveland (9/18). His 52-yard long was his longest field goal since 2008 when he converted from the same distance against New England (11/2/08).
- Connected on a 53-yard field goal against Kansas City (10/9), which was tied for the fourth-longest kick of his career (regular and postseason).
- Made his only field goal attempt at Tennessee (10/30), which moved him above the 1,700-point plateau and extended his streak of consecutive games scoring to 122.
- Split the uprights on field goals of 43 and 31 yards against Carolina (11/27) and moved past Nick Lowery (1,711) for ninth place on the NFL's all-time career points list.
- Remained perfect in field goal attempts in his career against Baltimore (10 kicks), having split the uprights on a 22-yard kick at the Ravens (12/11).
- Hit on field goals of 23, 32, 47 and 31 yards against Houston (12/22). With his 47-yard field goal in the third quarter, Vinatieri (385) surpassed Nick Lowery (383) for eighth place on the NFL's all-time field goals list. Missed a 42-yard attempt at the end of the first half, which ended his streak of 33 consecutive field goals made at Lucas Oil Stadium in the regular season.
- Scored the Colts first points of the game with a 48-yard field goal in the second quarter at Jacksonville (1/1/12), extending his consecutive games scoring streak to 130. Also connected on a 20-yard field goal in the third quarter.

2010 (COLTS):
- Appeared in all 16 games and converted 26-of-28 field goals and all 51 PATs for 129 points.
- Named AFC Special Teams Player of the Week for his performances against Cincinnati (11/14) and Tennessee (1/2).
- His point total marked the second-highest of his career (141 in 2004) and his extra point total set a career-best.
- Became the seventh NFL kicker in league history to record 500-plus points with two different teams.
- Split the uprights on two field goals and three PATs at Denver (9/26).
- Converted four field goals and one extra point against Kansas City (10/10).
- Made two field goals at Washington (10/17) and surpassed Al Del Greco (347) to move into 11th place in NFL history for most field goals made.
- Notched three field goals on three attempts and three PATs against Houston (11/1). Surpassed Al Del Greco (1,584) for the 13th most kicking points in NFL history.
- Surpassed Eddie Murray (1,594) for the 12th most kicking points in league history and tied Murray (352) for 11th in most field goals made with one field goal and three PATs at Philadelphia (11/7).
- Was named AFC Special Teams Player of the Week with three field goals and two PATs against Cincinnati (11/14). Became the 12th NFL kicker with 1,600-plus career points.
- Hit three field goals and three extra points at Tennessee (12/9) to surpass 100 points for the 14th time in his career.
- Was named AFC Special Teams Player of the Week after booting three field goals and two PATs against Tennessee (1/2/11), and his 43-yarder at the final gun was his 23rd career game-winning field goal.
- Split the uprights on three field goal attempts while adding one PAT in the AFC Wild Card Playoffs against the New York Jets (1/8/11).

2009 (COLTS):
- Saw action in six games, appearing in the first five and was inactive for the remaining contests.
- Named to the NFL's All-Decade Team as well as *Sporting News* and *Sports Illustrated* NFL All-Decade Team (2000-09).
- Converted 7-of-9 field goals and 17 PATs for 38 points.
- Split the uprights on two field goals and three PATs at Miami (9/21).
- Was 2-of-2 in field goal attempts with the addition of four extra points against Seattle (10/4).
- Was inactive for the postseason against Baltimore in the AFC Divisional Playoffs (1/16/10), the New York Jets in the AFC Championship Game (1/24/10) and Super Bowl XLIV vs. New Orleans (2/7/10).

2008 (COLTS):
- Played in 16 games and was 20-of-25 in field goals while adding 43 PATs for 103 points, his 13th consecutive year topping 100-plus points.
- Earned AFC Special Teams Player of the Week honors for his performance against New England (11/2).
- Contributed with three special teams tackles (two solo).
- Hit a 47-yard game-winning field goal with three seconds remaining at Minnesota (9/14), which was the 21st game-winning kick of his career.
- Split the uprights on a 52-yard kick vs. New England

(11/2) with 8:05 remaining for the deciding points in an 18-15 victory. Was named AFC Special Teams Player of the Week.
- Hit 4-of-4 field goals and three PATs against Houston (11/16).
- Notched three field goals, including a 51-yard game-winner with no time remaining in the fourth quarter at San Diego (11/23). The kick was the longest game-winning field goal of his career.
- Totaled one field goal and two PATs in the AFC Wild Card Playoffs at San Diego (1/3/09).

2007 (COLTS):
- Appeared in 16 games and totaled 23-of-29 field goals and 49-of-51 PATs for 118 points.
- His 118 points marked his 12th consecutive 100-plus point season.
- Scored seven-plus points in 12 games, including his first eight games.
- Split the uprights on 3-of-3 field goals and three PATs for 12 points and his third consecutive double-digit scoring game at Houston (9/23).
- Kicked his 20th career game-winning field goal in the final minute of the fourth quarter or overtime with a 24-yarder with three seconds remaining against Kansas City (11/18).
- Totaled one field goal and three PATs for six points against San Diego (1/13/08) in the AFC Divisional Playoffs.

2006 (COLTS):
- Saw action in 13 games in his first season with the Colts and was inactive for games 3-5 with an injury.
- Had played in 162 consecutive games before missing one against Jacksonville (9/24).
- Was named AFC Special Teams Player of the Week for his performance at the New York Giants (9/10) and at Denver (10/29).
- Totaled 25-of-28 field goals and 38 PATs for 113 points.
- Recorded four field goals on four attempts at the New York Giants (9/10) and was named AFC Special Teams Player of the Week for his performance.
- Hit four field goals and the game-winning 37-yard kick with two seconds left at Denver (10/29) and was named AFC Special Teams Player of the Week for his efforts.
- Appeared in four postseason games and tallied 14-of-15 field goals and seven PATs for an NFL single postseason record 49 points. Topped Terrell Davis' 48 points in 1997. Scored 10-plus points in every game.
- Converted 3-of-3 field goals and two PATs against Kansas City in the AFC Wild Card Playoffs (1/6/07). Recorded his first career 50-plus yard postseason field goal.
- Split the uprights on 5-of-5 field goals for the team's 15 points in a 15-6 win at Baltimore in the AFC Divisional Playoffs (1/13/07). Tied the record he already shared with six other kickers for the most field goals made in a postseason game.
- Tallied three field goals and three PATs against New England (1/21/07) in the AFC Championship Game.
- Hit 3-of-4 field goals and two PATs against Chicago (2/4/07) in Super Bowl XLI. Became the only kicker to hit a field goal in four Super Bowls and appear in five Super Bowls.

2005 (PATRIOTS):
- Appeared in 16 games for the 10th consecutive season for New England and converted 20-of-25 field goals and 40-of-41 PATs for 100 points.
- Named AFC Special Teams Player of the Week for his performance at Pittsburgh (9/25).
- Split the uprights on 3-of-4 field goals and two PATs at Pittsburgh (9/25) to earn AFC Special Teams Player of the Week honors. His 35-yard kick with one second remaining in the game was the difference in a 23-20 victory.
- Nailed a game-winning 29-yard field goal with 17 seconds remaining in a 31-28 win at Atlanta (10/9).
- Converted all four PATs and contributed with a 24-yard pooch punt downed at the four-yard line against Jacksonville (1/7/06) in the team's AFC Wild Card Playoff game.
- Split the uprights on 2-of-3 field goals and one PAT at Denver (1/14/06) in the AFC Divisional Playoffs.

2004 (PATRIOTS):
- Logged one of the finest seasons in his career having converted 31-of-33 field goals (93.9 percent) and hitting all 48 PATs for a career-high and NFL-best 141 points.
- His 31 field goals tied a career-high set in 1998, while his percentage marked a career-best.
- Named to his second Pro Bowl.
- Selected as the AFC Special Teams Player of the Month for November.
- Earned AFC Special Teams Player of the Week honors for his efforts against St. Louis (11/7) and Pittsburgh in the postseason (1/23).
- Hit 23 consecutive field goals from Oct. 10 to Dec. 26 and hit 29 of his last 30 field goals, including the playoffs.
- Split the uprights on all four field goal attempts and four PATs at St. Louis (11/7). Also threw his first career touchdown pass (four yards) to Troy Brown on a fake field goal. His performance earned him AFC Special Teams Player of the Week honors.
- Tied a career-high with five field goals against Buffalo (11/14) and set a single-game career-high with 17 points.
- Tied a career-high with six PATs at Cleveland (12/5).
- Was 3-of-4 in field goal attempts at the New York Jets (12/26), snapping a string of 23 consecutive field goals.
- Was 5-of-5 in field goals and 10-of-10 in PATs for an NFL-leading 25 postseason points.
- Split the uprights on two field goals against Indianapolis (1/16/05) in the AFC Divisional Playoffs.
- Converted both field goal attempts in the AFC

Championship Game at Pittsburgh (1/23/05) to earn NFL Special Teams Player of the Week honors. His 48-yard field goal tied the New England postseason record and was the longest field goal in Heinz Field history.
- Hit his lone field goal attempt and three extra points against Philadelphia (2/6/05) in Super Bowl XXXIX. Gave the Patriots a 24-14 lead with a 22-yard field goal in the fourth quarter.

2003 (PATRIOTS):
- Was 25-of-34 in field goals while contributing with 37-of-38 PATs for 112 points.
- Hit a season-long 48-yard field goal and five PATs against Tennessee (10/5).
- Split the uprights on his 200th career field goal at Denver (11/3).
- Nailed three field goals, including the game-winning kick with 41 seconds remaining in overtime to give the club a 23-20 victory at Houston (11/23).
- Hit 1-of-2 field goals and two extra points against Tennessee (1/10/04), including the game-winning 46-yard field goal with 4:06 remaining for a 17-14 victory in the AFC Divisional Playoffs.
- Tied an NFL playoff record with five field goals (31, 25, 27, 21, 34) in a 24-14 victory against Indianapolis (1/18/04) in the AFC Championship Game.
- Notched 1-of-3 field goals and three PATs against Carolina in Super Bowl XXXVIII (2/1/04). Hit the game-winning 41-yard field goal with four seconds remaining for a 32-29 victory, his second game-winning Super Bowl kick in three seasons.

2002 (PATRIOTS):
- Booted 27-of-30 field goals and 36-of-36 PATs for 117 points, the third-highest total of his career.
- Earned his first career Pro Bowl selection.
- Named AFC Special Teams Player of the Week for his performance against Miami (12/29).
- Was 3-of-3 in field goal attempts while adding five PATs for a seasonal-best 14 points at the New York Jets (9/15).
- Hit the game-winning 35-yard field goal in a 41-38 overtime victory against Kansas City (9/22).
- Was 4-of-4 in field goal attempts, including a career-best 57-yarder at Chicago (11/10).
- Was 4-of-4 in field goals, including the game-tying and game-winning field goals in a 27-24 overtime win vs. Miami (12/29). Was named AFC Special Teams Player of the Week for his performance.

2001 (PATRIOTS):
- Converted 24-of-30 field goals and 41-of-42 PATs for 113 points.
- Had five game-winning field goals, including two in the playoffs.
- Named AFC Special Teams Player of the Week for his efforts at Buffalo (12/16).
- Was 3-of-3 in field goals and five-of-five in PATs for a seasonal-best 14 points against Indianapolis (9/30).
- Split the uprights on three field goals and two PATs against San Diego (10/14). Hit the game-winning 44-yard field goal in a 29-26 overtime victory.
- Nailed a 54-yard field goal against Cleveland (12/9), the second-longest kick in his career. Had a 33-yard pooch punt in fourth quarter that was downed at the Cleveland two-yard line.
- Scored the entire club's points on four field goals, including a 23-yard game-winning field goal in a 12-9 win at Buffalo (12/16). Was named AFC Special Teams Player of the Week for his performance.
- Tallied six field goals on seven attempts and added six PATs for 24 postseason points.
- Was 3-of-3 in field goals while contributing with one PAT in a 16-13 overtime win against Oakland in the AFC Divisional Playoffs (1/19/02). Hit a 45-yard game-tying kick in the snow with 32 seconds remaining and hit the game-winning 23-yard field goal in overtime for the victory.
- Contributed with one field goal and three PATs at Pittsburgh in the AFC Championship Game (1/27/02).
- Tallied the game-winning 48-yard field goal as time expired in a 20-17 victory vs. St. Louis in Super Bowl XXXVI (2/3/02). The kick marked the first time the Super Bowl had been decided on the final play of the game.

2000 (PATRIOTS):
- Converted 27-of-33 field goals and split the uprights on all 25 PATs for 106 points.
- Was 3-of-3 in field goals, including the game-winning 22-yard kick with three seconds remaining in a 16-13 victory against Cincinnati (11/19).
- Split the uprights on 3-of-4 field goals and three PATs for 12 points against Kansas City (12/4). Hit a 53-yard field goal, which was the longest outdoor kick in his career.
- Hit the game-winning 24-yard field goal with 19 seconds remaining in overtime for a 13-10 victory at Buffalo (12/17).

1999 (PATRIOTS):
- Was 26-of-33 in field goals while adding 29-of-30 PATs for 107 points.
- Was named AFC Special Teams Player of the Month for September after converting 7-of-7 field goal attempts, all eight PAT attempts and two game-winning field goals.
- Scored a seasonal-high 12 points (3-of-3 field goals and three PATs), including the game-winning 23-yard field goal in a 30-28 victory at the New York Jets (9/12).
- Hit the game-winning 26-yard field goal against Indianapolis (9/19) in a 31-28 win.
- Had a New England franchise-record streak of PATs snapped at 117 with a blocked attempt at Arizona (10/31).

1998 (PATRIOTS):
- Split the uprights on 31-of-39 field goals and all 32

PATs for a then-career-best 127 points (also includes a two-point conversion).
- His 31 field goals were a then-career-best.
- Added nine special teams tackles.
- Named AFC Special Teams Player of the Week for his efforts at New Orleans (10/4) and vs. Miami (11/23) and earned Special Teams Player of the Month honors in October having converted 10-of-11 field goals and nine PATs for 39 points.
- Converted 3-of-4 field goals, including a 52-yarder vs. Indianapolis (9/13).
- Hit all three field goal attempts and three PATs at New Orleans (10/4), including a game-winning 27-yard kick in a 30-27 victory. Earned AFC Special Teams Player of the Week honors for his performance.
- Logged a career-high 16 points on 4-of-4 field goal attempts and four PATs against Kansas City (10/11).
- Nailed all four field goal attempts and two extra points against Miami (11/23) earning AFC Special Teams Player of the Week honors.
- Hit the game-winning 35-yard field goal with three seconds left in a 24-21 victory against San Francisco (12/20).

1997 (PATRIOTS):
- Was 25-of-29 in field goal attempts while contributing with 40 PATs for 115 points.
- Named AFC Special Teams Player of the Week for his performance against Buffalo (10/12).
- Hit the game-winning 34-yard field goal in a 27-24 overtime victory against the New York Jets (9/14).
- Converted 4-of-4 field goals and three PATs for 15 points against Buffalo (10/12). Hit a then-career-long 52 yard field goal and was named AFC Special Teams Player of the Week for his efforts.
- Scored all of the Patriots points with two field goals (31 and 46 yards) at Pittsburgh (1/3/98) in the AFC Divisional Playoffs.

1996 (PATRIOTS):
- Converted 27-of-35 field goals and 39-of-42 PATs for 120 points, which ranked third in the AFC and fifth in the NFL.
- Was named AFC Special Teams Player of the Week for his performance against Jacksonville (9/22).
- His 120 points by a rookie ranked eighth in NFL history.
- Split the uprights on 5-of-6 field goals and one-of-two PATs for a season-high 16 points vs. Jacksonville (9/22) earning AFC Special Teams Player of the Week honors. Hit the game-winning 40-yard field goal in overtime in the 28-25 victory as his field goals made marked a then-career-best, while his attempts are a career-high.
- Tallied three field goals on three attempts while adding three PATs at Baltimore (10/6). Also contributed with a season-long 50-yard field goal.
- Contributed with four extra points in the team's 28-3 victory over the Pittsburgh Steelers (1/5/97) in the AFC Divisional Playoffs.
- Converted 2-of-3 field goals and two PATs against Jacksonville (1/12/97) in the AFC Championship Game.
- Made three extra points in the team's Super Bowl XXXI loss to the Green Bay Packers (1/26/97).

COLLEGE:
- Four-year letterman who finished as South Dakota State's all-time leading scorer with 185 career points.
- Served as the school's placekicker and also handled punting duties in his final three seasons, earning first-team all-conference honors each year.
- Split the uprights on 27-of-53 career field goals with 104-of-114 PATs. Also added 144 career punts.
- Tallied 47 points as a senior and tied a career-long kick with a 51-yard field goal. Originally set the school record with a 51-yard field goal as a sophomore.
- Led the conference with a 43.5 punting average as a senior, which also ranked fourth in Division II. Contributed with a career-long 77-yard kick.
- Earned second-team all-conference honors as a junior.
- Holds a degree in fitness and wellness.

PERSONAL:
- Attended Rapid City (S.D.) Central High School and lettered in football, soccer, track and wrestling.
- Earned first-team all-state honors in 1991.
- Vinatieri and his wife, Valerie, reside with their sons, A.J. and Gabriel, and daughter, Allison.
- Born in Yankton, S.D.

VINATIERI'S GAME-WINNING FIELD GOALS (26)

Opponent	Date	Yards	Time	Final Score
vs. Jacksonville	9/22/96	40	12:24	28-25 OT
vs. New York Jets	9/14/97	34	6:57	27-24 OT
at New Orleans	10/4/98	27	0:03	30-27
vs. San Francisco	12/20/98	35	0:03	24-21
at New York Jets	9/12/99	23	0:03	30-28
vs. Indianapolis	9/19/99	26	0:35	31-28
vs. Cincinnati	11/19/00	22	0:03	16-13
at Buffalo	12/17/00	24	0:19	13-10 OT
vs. San Diego	10/14/01	44	10:55	29-26 OT
at Buffalo	12/16/01	23	9:15	12-9 OT
vs. Oakland	1/19/02	23	6:31	16-13 OT
vs. St. Louis	2/3/02	48	0:00	20-17+
vs. Kansas City	9/22/02	35	10:20	41-38 OT
vs. Miami	12/29/02	35	12:57	27-24 OT
at Houston	11/23/03	28	0:40	23-20 OT
vs. Carolina	2/1/04	41	0:04	32-29#
at Pittsburgh	9/25/05	43	0:01	23-20
vs. Atlanta	10/9/05	29	0:17	31-28
at Denver	10/29/06	37	0:02	34-31
vs. Kansas City	11/18/07	24	0:03	13-10
at Minnesota	9/14/08	47	0:03	18-15
at San Diego	11/23/08	51	0:00	23-20
vs. Tennessee	1/2/11	43	0:00	23-20
vs. Minnesota	9/16/12	53	0:08	23-20
vs. Jacksonville	10/4/15	27	4:36	16-13 OT
at Atlanta	11/22/15	43	0:52	24-21

*All FGs 1996-2005 came while with New England
+Super Bowl XXXVI
#Super Bowl XXXVIII

CAREER REGULAR SEASON STATISTICS

Year	FGM	FGA	PCT	LG	BLK	PAT-M	PAT-A	PCT	BLK	PTS	1-19	20-29	30-39	40-49	50+
2015 IND	25	27	92.6%	55	0	32	35	91.4%	1	107	0-0	7-8	6-6	8-8	4-5
2014 IND	30	31	96.8%	53	0	50	50	100.0%	1	140	0-0	10-10	10-10	7-8	3-3
2013 IND	35	40	87.5%	52	1	34	34	100.0%	0	139	0-0	6-6	10-11	15-17	4-6
2012 IND	26	33	78.8%	53	0	37	37	100.0%	0	115	1-1	8-8	4-7	9-10	4-7
2011 IND	23	27	85.2%	53	1	24	24	100.0%	0	93	0-0	7-7	6-7	8-10	2-3
2010 IND	26	28	92.9%	48	1	51	51	100.0%	0	129	0-0	8-8	9-10	9-10	0-0
2009 IND	7	9	77.8%	48	0	17	18	94.4%	1	38	1-1	3-3	1-2	2-2	0-1
2008 IND	20	25	80.0%	52	1	43	43	100.0%	0	103	0-0	3-3	11-13	4-7	2-2
2007 IND	23	29	79.3%	39	1	49	51	96.1%	2	118	1-1	14-15	8-10	0-2	0-1
2006 IND	25	28	89.3%	48	0	38	38	100.0%	0	113	1-1	3-3	12-13	9-10	0-1
2005 NE	20	25	80.0%	49	0	40	41	97.6%	1	100	0-0	7-7	9-10	4-6	0-2
2004 NE	31	33	93.9%	48	0	48	48	100.0%	0	141	0-0	13-13	7-7	11-12	0-1
2003 NE	25	34	73.5%	48	1	37	38	97.4%	1	112	0-0	16-17	4-8	5-8	0-1
2002 NE	27	30	90.0%	57	0	36	36	100.0%	0	117	0-0	6-6	12-12	8-10	1-2
2001 NE	24	30	80.0%	54	0	41	42	97.6%	0	113	1-1	8-8	7-8	7-12	1-1
2000 NE	27	33	81.8%	53	0	25	25	100.0%	0	106	0-0	11-13	8-9	7-8	1-3
1999 NE	26	33	78.8%	51	0	29	30	96.7%	1	107	1-1	14-14	5-7	5-9	1-2
1998 NE	31	39	79.5%	55	1	32	32	100.0%	0	125	3-3	8-8	9-14	9-12	2-2
1997 NE	25	29	86.2%	52	0	40	40	100.0%	0	115	0-0	11-11	7-9	6-8	1-1
1996 NE	27	35	77.1%	50	1	39	42	92.9%	1	120	1-1	9-10	8-8	8-14	1-2
TOTAL	**503**	**598**	**84.1%**	**57**	**8**	**742**	**755**	**98.3%**	**9**	**2,253**	**10-10**	**171-177**	**152-180**	**141-183**	**27-46**

CAREER POSTSEASON STATISTICS

Year	FGM	FGA	PCT	LG	BLK	PAT-M	PAT-A	PCT	BLK	PTS	1-19	20-29	30-39	40-49	50+
2014 IND	5	7	71.4%	53	0	6	6	100.0%	0	21	0-0	2-2	2-2	0-1	1-2
2013 IND	3	3	100.0%	37	0	8	8	100.0%	0	17	0-0	1-1	2-2	0-0	0-0
2012 IND	3	4	75.0%	52	0	0	0	0.0%	0	9	0-0	1-1	0-0	1-2	1-1
2010 IND	3	3	100.0%	50	0	1	1	100.0%	0	10	0-0	0-0	1-1	1-1	1-1
2009 IND	0	0	0.0%	0	0	0	0	0.0%	0	0	0-0	0-0	0-0	0-0	0-0
2008 IND	1	1	100.0%	43	0	2	2	100.0%	0	5	0-0	0-0	0-0	1-1	0-0
2007 IND	1	1	100.0%	46	0	3	3	100.0%	0	6	0-0	0-0	0-0	1-1	0-0
2006 IND	14	15	93.3%	51	0	7	7	100.0%	0	49	1-1	5-5	2-3	4-4	2-2
2005 NE	2	3	66.7%	40	0	5	5	100.0%	0	11	0-0	0-0	1-1	1-2	0-0
2004 NE	5	5	100.0%	48	0	10	10	100.0%	0	25	0-0	2-2	2-2	1-1	0-0
2003 NE	7	10	70.0%	46	0	6	6	100.0%	0	27	0-0	3-3	2-4	2-3	0-0
2001 NE	6	7	85.7%	48	0	6	6	100.0%	0	24	0-0	2-2	1-1	3-3	0-1
1998 NE	1	1	100.0%	27	0	1	1	100.0%	0	4	0-0	1-1	0-0	0-0	0-0
1997 NE	3	5	60.0%	46	0	2	2	100.0%	0	11	0-0	1-1	1-1	1-3	0-0
1996 NE	2	3	66.7%	29	0	9	9	100.0%	0	15	0-0	2-2	0-0	0-1	0-0
TOTAL	**56**	**68**	**82.4%**	**53**	**0**	**66**	**66**	**100.0%**	**0**	**234**	**1-1**	**20-20**	**14-17**	**16-23**	**5-7**

ADDITIONAL STATISTICS:

PUNTING: CAREER: Two punts for 60 yards, with two inside 20. 1996: 1-27 12/8/96 vs. NYJ. 2001: 1-33 12/9/01 vs. Cleveland.

PASSING: 2004: 1-1-4, TD, 122.9 passer rating, 11/7/04 at St. Louis (Fake FG).

GETTING TO KNOW ADAM VINATIERI

Favorite food: Anything cooked for me
Hobbies outside of football: Hunting, fishing, hiking and hanging out with my family
Favorite vacation spot: Italy
What's the one thing you couldn't live without: My family, wife and kids

67 JEREMY VUJNOVICH

T

6-5 • 300 • LOUISIANA COLLEGE
NFL EXP: 1 (1st Year with Colts)
HOW ACQUIRED: FA – 2016
BORN: 10/12/90
GP/GS (POSTSEASON): 0/0 (0/0)

CAREER TRANSACTIONS:

- Signed by the Colts as a free agent on May 12, 2016.
- Released by the Green Bay Packers on May 9, 2016.
- Signed by the Packers to a reserve/future contract on January 20, 2016.
- Signed to the Green Bay practice squad on September 8, 2015.
- Released by the Packers on September 5, 2015.
- Signed by Green Bay to a reserve/future contract on January 20, 2015.
- Signed by the Packers to the practice squad on August 31, 2014.
- Released by Green Bay on August 30, 2014.
- Signed as an undrafted free agent by the Packers on January 7, 2014.

2015 (PACKERS):

- Spent the entire season on the practice squad.

2014 (PACKERS):

- Spent the entire season on the practice squad.

COLLEGE:

- Appeared in 29 games (28 starts) in four seasons at Louisiana College.
- In 2012, started all 10 games and was part of an offensive line that paved the way for running back Ryan Morris to rush 224 times for 1,110 yards and 13 touchdowns.
- Received First Team American Southwest Conference, Second Team All-Louisiana and

D3football.com's Second Team All-South Region honors as a senior.
- Started at left tackle all nine games he appeared in as a junior, helping the Wildcats gain more than 500 yards in six separate games and earning an American Southwest Conference first-team selection along the way.
- In 2010, named to the All-American Southwest Conference honorable mention team after starting all nine games he played in and helping block for an offense that rushed for more than 100 yards on seven different occasions and passed for at least four touchdowns in all but one game.
- Saw action in one game as a true freshman getting his first taste of collegiate action in a 42-3 victory at Texas Lutheran (11/7).

PERSONAL:
- Attended Belle Chasse (La.) High School where he lettered in both football and basketball.
- Helped lead the football team to the 2008 Class 4A state championship as a senior where he took home all-state, all-metro and all-district honors.
- Majored in criminal justice.
- A native of Belle Chasse, La.

CAREER GP/GS (POSTSEASON):
2015 GB: 0/0 (0/0)
2014 GB: 0/0 (0/0)
TOTAL: 0/0 (0/0)

GETTING TO KNOW JEREMY VUJNOVICH

Favorite musician and/or song: Country music
Hobbies outside of football: Fishing, duck hunting and deer hunting
Favorite food: Lobster
Favorite vacation spot: Beach
Favorite movie: *Rush Hour* series

93 OLB ERIK WALDEN

6-2 • 250 • MIDDLE TENNESSEE STATE
NFL EXP: 9 (4th Year with Colts)
HOW ACQUIRED: UFA – 2013 (GB)
BORN: 8/21/85
GP/GS (POSTSEASON): 113/70 (12/9)

CAREER TRANSACTIONS:
- Signed by the Colts as an unrestricted free agent on March 13, 2013.
- Signed by the Green Bay Packers as a free agent on October 27, 2010.
- Released by the Miami Dolphins on September 28, 2010.
- Signed by the Dolphins as a free agent on September 13, 2010.
- Waived by Miami on September 4, 2010.
- Acquired from waivers (Kansas City) by the Dolphins on November 19, 2008.
- Waived by the Kansas City Chiefs on November 18, 2008.
- Acquired from waivers by the Chiefs (Dallas) on August 31, 2008.
- Waived by the Dallas Cowboys on August 30, 2008.
- Originally selected by the Cowboys in the sixth round (167th overall) of the 2008 NFL Draft.

SINGLE-GAME HIGHS

TACKLES: 16 vs. CHI (1/2/11)
SACKS: 3.0 vs. CHI (1/2/11)
FF: 1, four times (Last: at ATL 11/22/15)
FR: 1, two times (Last: vs. SEA 10/6/13)
INT: 1, two times (Last: vs. TEN 12/23/12)
PD: 2 at IND (10/7/12)

PRO CAREER:
- Became a full-time starter for the first time in his career in 2011, opening the first 15 games at right outside linebacker and setting or tying his career highs in every major statistical category.
- Recovered his first career fumble and returned it five yards for his first career touchdown against the Oakland Raiders on Dec. 11, 2011.
- Took advantage of his second career starting assignment, earning NFC Defensive Player of the Week honors for his Week 17 performance against Chicago in 2010 when he recorded a career-high 3.0 sacks and a career-best 16 tackles.

2015 (COLTS):
- Started all 15 games he participated in at outside linebacker and finished with 57 tackles (43 solo), 3.0 sacks, 9.0 tackles for loss, 12 quarterback hits and one forced fumble. His 9.0 tackles for loss tied a single-season career-high, which he originally established in 2014.
- Started at outside linebacker in a Week 1 loss at Buffalo (9/13) and posted eight tackles (seven solo) and 2.0 tackles for loss.
- Compiled five tackles (four solo), 1.0 sack and three quarterback hurries starting at outside linebacker in a Week 5 victory at Houston (10/8). The sack was his first of the season and came in the first quarter.
- Started at outisde linebacker in a Week 9 victory against Denver (11/8) and tallied three tackles and 1.0 tackle for loss. Was part of a defense that held the Broncos to 35 net rushing yards.
- In a Week 11 win at Atlanta (11/22), started at outside linebacker and posted four solo tackles and added 1.0 tackle for loss and one forced fumble which was recovered by D'Qwell Jackson. The force was his first of the season and the fourth of his career.
- Tallied four tackles and 2.0 sacks starting at outside linebacker in a Week 12 victory against Tampa Bay (11/29). It was his fourth career multiple-sack game. Posted the team's second sack of the contest and his second of the season when he dropped Jameis Winston for a 10-yard loss in the third quarter. The sack led to a Buccaneers punt. Added his second sack of the game for a six-yard loss in the fourth quarter, which led to a punt.

2014 (COLTS):
- Competed in 15 games (14 starts) and totaled 57 tackles (40 solo), 6.0 sacks and one forced fumble. Started all three postseason games and compiled 16 tackles (11 solo), 1.0 sack and one pass defensed.
- Started at outside linebacker in the team's Week 1 contest at Denver (9/7). Finished with nine tackles (five solo) and the team's lone sack when he brought down Peyton Manning for a 10-yard loss in the fourth quarter.
- Compiled six tackles and 1.0 sack starting at outside linebacker in a Week 3 victory at Jacksonville (9/21). Notched the team's first sack of the game when he brought down Chad Henne for a two-yard loss in the second quarter to force a punt.
- Notched seven tackles (five solo) and 1.0 sack starting at outside linebacker in a Week 6 victory at Houston (10/9). The sack was his third of the season and came in the first quarter, which forced a Texans punt.
- In a Week 13 victory against Washington (11/30), started at outside linebacker and finished with two tackles, 2.0 sacks and one forced fumble. Posted his third career multiple-sack game and his first since Nov. 18, 2012 at Detroit (2.0). His first sack of the game came with 55 seconds remaining in the third quarter and stalled a Redskins two-minute drive. He then contributed with a sack-forced fumble in the third quarter on a Washington fourth down attempt. The ball was recovered by D'Qwell Jackson and returned 35 yards for a touchdown.
- Started at outside linebacker in a Week 14 win at Cleveland (12/7) and totaled three tackles and 1.0 sack. Posted his sixth sack of the season when he dropped Brian Hoyer for a three-yard loss on Cleveland's opening offensive possession. The sack led to a Browns punt.
- In the team's AFC Wild Card Playoff victory against Cincinnati (1/4/15), started at outside linebacker and registered three tackles, 1.0 tackle for loss, two quarterback hits and one pass defensed.
- Started at outside linebacker in the team's AFC Divisional Playoff win at Denver (1/11/15) and compiled five tackles and 1.0 sack. He brought down Peyton Manning in the fourth quarter for a two-yard loss, one play prior to the end of the game. Was part of a defense that held the Broncos to 288 net yards.
- In the team's AFC Championship Game loss at New England (1/18/15), started at outside linebacker and totaled eight tackles (six solo).

2013 (COLTS):
- Started all 15 games he competed in and registered 58 tackles (33 solo), 3.0 sacks, one fumble recovery, one forced fumble and three passes defensed.
- Was suspended by the NFL for a Week 12 contest at Arizona (11/24).
- Started his first game in a Colts uniform at SLB in the regular season opener against Oakland (9/8). Finished the game with four tackles (one solo).
- In a Week 5 victory against Seattle (10/6), posted four tackles and one fumble recovery on Robert Mathis' sack-forced fumble. The recovery was the second of his career and the first since Dec. 11, 2011 as a member of the Green Bay Packers.
- In a Week 7 victory against Denver (10/2), finished with three tackles, one pass defensed and one forced fumble. Assisted in two Broncos turnovers in the fourth quarter when he tipped a Peyton Manning pass, which was intercepted by linebacker Pat Angerer. Also forced a fumble on the ensuing Denver possession at the Colts two-yard line.
- Finished with six tackles, one pass defensed and 1.0 sack in the team's comeback victory at Houston (11/3). Recorded his first quarterback sack as a member of the Colts when he brought down Texans quarterback Case Keenum for a 10-yard loss in the second quarter. The sack led to a Houston missed field goal. The sack was also the 10th of Walden's career.
- In a Week 11 victory at Tennessee (11/14), compiled four tackles (three solo), 2.0 tackles for loss and 1.0 sack. The sack, which was his second

of the season, came in the third quarter and forced a Titans punt.
- In a Week 14 loss at Cincinnati (12/8), registered seven tackles (three solo).
- Tallied five tackles (four solo) and 1.0 sack in a Week 15 victory against Houston (12/15). Posted his third sack of the season in the fourth quarter, which led to a Houston punt. The sack was also the 12th of his career.
- Started at SLB during the team's AFC Wild Card Playoff victory against Kansas City (1/4/14). Compiled seven tackles (two solo), 1.0 tackle for loss and one pass defensed in the win.
- Finished with seven tackles (six solo), 1.0 sack and 2.0 tackles for loss starting at SLB during the team's AFC Divisional Playoff loss at New England (1/11/14).

2012 (PACKERS):
- Appeared in 15 games with nine starts and registered 69 tackles (38 solo), a career-high-tying 3.0 sacks, his first two career interceptions and four passes defensed.
- Made his season debut in Week 2 against Chicago (9/13) and finished with five tackles (three solo) and a half of a sack.
- Finished with seven tackles (four solo) at Seattle (9/24).
- Received his first start of the season, finishing with three tackles (two solo) and a career-high three passes defensed at Indianapolis (10/7).
- Was the defense's game ball recipient at St. Louis (10/21) after leading the unit with 12 tackles (eight solo) and a half of a sack. The tackle total was the second highest of his career (16 in Week 17 of 2010).
- Tallied four tackles (two solo), four quarterback hits and his first career interception against Arizona (11/4).
- Finished with nine tackles (eight solo) and 2.0 sacks at Detroit (11/18), marking his first multi-sack outing since the regular season finale in 2010 when he posted 3.0 against Chicago.
- Finished with eight tackles (three solo) and two quarterback hits against Detroit (12/9).
- Collected his second interception of the season against Tennessee (12/23).

QUICK HITS

Walden finished the 2014 season with career highs of 6.0 sacks, 19 quarterback hits and 9.0 tackles for loss. In a victory against Washington on Nov. 30, 2014, he finished with 2.0 sacks and a forced fumble for his third career multiple-sack game.

- Recorded seven tackles (two solo) and a quarterback hit at Minnesota (12/30).
- Registered four tackles (two solo), 1.0 sack, three pressures and three quarterback hits in an NFC Wild Card Playoff game against Minnesota (1/5/13).

2011 (PACKERS):
- Started the first 15 games and finished fifth on the team with a career-high 86 tackles (50 solo), 3.0 sacks, two passes defensed and a fumble recovery that he returned for his first career touchdown.
- Also added a tackle and a forced fumble on special teams.
- Opened the regular season as a starter for the first time in his pro career and ended with six tackles (four solo), 1.0 sack and a pass defensed against New Orleans (9/8).
- Finished with five tackles (three solo, two for loss), a team-leading six quarterback hits and a pass defensed at San Diego (11/8). Picked up his second sack of the season when he dropped quarterback Philip Rivers for a one-yard loss in the third quarter.
- Led the defense with a season-high 11 tackles (six solo, one for loss) and his third sack of the season against Tampa Bay (11/20). The third sack of the season matched his career-high set in 2010.
- Finished as the team's leading tackler for the second consecutive week with 10 stops (seven solo), while adding three quarterback hits at Detroit (11/24).
- Finished with five tackles (three solo) and his first career fumble recovery that he returned five yards for a touchdown against Oakland (12/11). Became the franchise-record 19th player on the Packers roster to score a touchdown in 2011, the fifth on defense.
- Recorded a forced fumble on his first special teams tackle of the season against Detroit (1/1/12).

2010 (DOLPHINS/PACKERS)
- Played in the final nine regular season games for Green Bay with a then-career-high two starts after joining the team as a free agent on October 27.
- Posted 31 tackles (19 solo), 3.0 sacks and a pass defensed, while adding four tackles on special teams.
- Started the first three postseason contests before being sidelined with an ankle injury for Super Bowl XLV against Pittsburgh.
- Posted 15 tackles (nine solo), 1.0 sack and a forced fumble in the playoffs.
- Spent training camp with the Dolphins but was waived on September 4. Was re-signed on September 13 and played in two games.
- Registered two solo tackles at Detroit (12/12).
- Earned his first career start at New England (12/19) and led the team with nine tackles (four solo).
- Led the team with career highs in sacks (3.0) and tackles (16) on his way to earning NFC Defensive Player of the Week honors against Chicago (1/2/11). Became the first NFL player to have his first career sack come as part of a 3.0-sack game since Cleveland linebacker Andra Davis (4.0 sacks, at Kansas City, 11/9/03).
- Started and registered a team-high eight tackles (five solo), 1.0 sack and a forced fumble in an NFC Wild Card Playoff game at Philadelphia (1/9/11).
- Started and recorded four tackles (two solo), three quarterback hits and a pair of quarterback pressures in an NFC Divisional Playoff game at Atlanta (1/15/11).
- Got the start and registered three tackles (two solo) and two quarterback hits before leaving with an ankle injury in the third quarter of the NFC Championship Game at Chicago (1/23/11).
- Was inactive in Super Bowl XLV against Pittsburgh (2/6/11).

2009 (DOLPHINS):
- Played in 11 games for the Dolphins and recorded eight special teams tackles.
- Was inactive for five contests.
- Registered a season-high three tackles on special teams against Buffalo (10/4).

2008 (CHIEFS/DOLPHINS):
- Joined the Cowboys as a sixth round draft pick in April but was released in the final roster reduction on August 30. Claimed off waivers the next day by Kansas City and played in nine games for the Chiefs.
- Recorded 10 special teams tackles in Kansas City, tied for second on the team at the time he was released on November 18. Was claimed off waivers by Miami the next day.
- Played in six games for the Dolphins and posted five special teams stops.
- Made his NFL playoff debut with the Dolphins in an AFC Wild Card Playoff game against Baltimore (1/4/09).

COLLEGE:
- A two-time All-Sun Belt Conference selection at defensive end at Middle Tennessee State who finished his career as the school's all-time sack leader with 22.5.
- Played in 44 games with 34 starts and posted 152 tackles, including 40.0 for loss, one interception, five forced fumbles, two fumble recoveries and four passes defensed.
- Voted a First Team All-Sun Belt selection by the league's coaches and media as a senior.
- Played in 10 games with nine starts, missing two contests with a toe injury, and recorded 46 tackles, including 8.5 tackles for loss, 2.0 sacks, an interception, one forced fumble, two passes defensed and a safety.
- Named First Team All-Sun Belt, starting 13 games and setting a single-season school record with 11.5 sacks as a junior. The sack total ranked No. 10 nationally.
- Totaled a career-high 48 tackles, including 14.5 for loss, plus three forced fumbles and a recovery.
- Played in 11 games with starts at two different positions (five at defensive end, three at linebacker) as a sophomore.
- Posted 33 tackles, including 8.5 tackles for loss, 3.0 sacks, two passes defensed and a forced fumble.
- Played in 10 games with four starts, leading the team with 6.0 sacks and tying for the team lead with 8.5 tackles for loss as a freshman.
- Had 25 tackles and one forced fumble.

PERSONAL:
- Named an Associated Press first-team choice as a senior after leading Dublin (Ga.) High School to a 14-1 record in 2002 and a berth in the state title game.
- Was a *Macon Telegraph* First Team All-Middle Georgia selection and the *Courier-Herald* Heart of Georgia Defensive Player of the Year.
- Had 97 tackles and a school-record 19.0 sacks as a senior, plus 11.0 additional tackles for loss, two fumble recoveries and an interception.
- Also played running back, posting 837 yards of total offense, averaging 6.6 yards per carry and scoring 12 touchdowns (eight rushing, four receiving).
- Lettered in football, basketball and track, and was an all-state selection on the hardwood following both his junior and senior seasons.
- Participated in the Donald Driver Celebrity Softball Game and also attended the Edgar Bennett Bowl-A-Thon benefiting the Angel Fund in June of 2012.
- Ran football drills with local students as part of the Colts 2015 HHM Camp.
- Participated in both the Colts and teammate Vontae Davis' holiday shopping events benefitting underserved children.
- Supported Trinity House in 2015 by purchasing Christmas gifts for young men in foster care.
- Volunteered at the team's Horseshoe Helpings and

Second Helpings events.
- Participated in a Meijer Thanksgiving shopping event sponsored by the Colts and Sheltering Wings.
- Was a host at the Second Annual Camp of Champions.
- Participated in the Colts Playground Build.
- Earned his degree in physical education.
- A native of Dublin, Ga.

CAREER REGULAR SEASON STATISTICS

Year	GP	GS	Solo	Asst.	Total	Sacks	PD	FF	FR	INT	Yds	Avg.	LG	TD
2015 IND	15	15	43	14	57	3.0	0	1	0	0	0	0.0	0	0
2014 IND	15	14	40	17	57	6.0	0	1	0	0	0	0.0	0	0
2013 IND	15	15	33	25	58	3.0	3	1	1	0	0	0.0	0	0
2012 GB	15	9	38	33	71	3.0	4	0	0	2	22	11.0	20	0
2011 GB	16	15	50	36	86	3.0	2	1	1	0	0	0.0	0	0
2010 MIA/GB	11	2	19	12	31	3.0	1	0	0	0	0	0.0	0	0
2009 MIA	11	0	0	0	0	0.0	0	0	0	0	0	0.0	0	0
2008 KC/MIA	15	0	0	0	0	0.0	0	0	0	0	0	0.0	0	0
TOTAL	**113**	**70**	**223**	**137**	**360**	**21.0**	**10**	**4**	**2**	**2**	**22**	**11.0**	**20**	**0**

CAREER POSTSEASON STATISTICS

Year	GP	GS	Solo	Asst.	Total	Sacks	PD	FF	FR	INT	Yds	Avg.	LG	TD
2014 IND	3	3	11	5	16	1.0	1	0	0	0	0	0.0	0	0
2013 IND	2	2	8	6	14	1.0	1	0	0	0	0	0.0	0	0
2012 GB	2	1	5	4	9	1.0	0	0	0	0	0	0.0	0	0
2011 GB	1	0	3	0	3	0.0	0	0	0	0	0	0.0	0	0
2010 GB	3	3	9	6	15	1.0	0	1	0	0	0	0.0	0	0
2008 MIA	1	0	0	0	0	0.0	0	0	0	0	0	0.0	0	0
TOTAL	**12**	**9**	**36**	**21**	**57**	**4.0**	**2**	**1**	**0**	**0**	**0**	**0.0**	**0**	**0**

SPECIAL TEAMS TACKLES: 28 (2011 - 1, 2010 - 4, 2009 - 8, 2008 - 15)
SPECIAL TEAMS FORCED FUMBLES: 1 (2011 - 1)

GETTING TO KNOW ERIK WALDEN

Favorite team and/or athlete outside of football: Kobe Bryant
Favorite musician and/or song: Tupac Shakur
Hobbies outside of football: Basketball
Favorite food: Seafood
Favorite movie: *Coming to America*

40 RB

TREY **WILLIAMS**

5-7 • 200 • TEXAS A&M
NFL EXP: 2 (1st Year with Colts)
HOW ACQUIRED: FA – 2015
BORN: 12/11/92
GP/GS (POSTSEASON): 2/0 (0/0)

CAREER TRANSACTIONS:

- Signed to the Colts active roster from the Miami Dolphins practice squad on December 21, 2015.
- Signed to the Dolphins practice squad on December 17, 2015.
- Released from the New England Patriots practice squad on December 16, 2015.
- Signed to the Patriots practice squad on December 12, 2015.
- Released by New England on December 10, 2015.

SINGLE-GAME HIGHS

ATT: 2 vs. TEN (1/3/16)
YARDS: 12 vs. TEN (1/3/16)
TDS: 0
LG: 12 vs. TEN (1/3/16)
REC: 0
YARDS: 0
TDS: 0
LG: 0

- Claimed off waivers (Dallas) by the Patriots on December 1, 2015.
- Waived by the Cowboys on November 30, 2015.
- Signed to the Dallas active roster from the Washington Redskins practice squad on November 4, 2015.
- Signed to the Redskins practice squad on October 13, 2015.
- Released from Washington's practice squad on October 1, 2015.
- Signed to the Redskins practice squad on September 6, 2015.
- Released by Washington on September 5, 2015.
- Signed as an undrafted free agent with the Redskins on May 7, 2015.

2015 (REDSKINS/COWBOYS/PATRIOTS/ DOLPHINS/COLTS):

- Spent time on the practice squads of Washington, New England and Miami and also saw time on the active rosters of Dallas, New England and the Colts.
- As a member of the Colts, competed in his first career NFL game in a Week 16 win at Miami (12/27). Saw action on special teams, but did not record a tackle.
- In a Week 17 victory against Tennessee (1/3/16), tallied his first career NFL carry, which went for 12 yards and a first down in the second quarter.

COLLEGE:

- Played three seasons at Texas A&M and appeared in 36 games, tallying 1,343 yards on 204 carries (6.6 avg.) with 18 touchdowns. Also had 38 receptions for 330 yards with one touchdown.
- Led the Aggies in rushing in 2014 with 70 carries for 474 yards and six touchdowns. Finished second on the team with 851 all-purpose yards. Also added 14 catches for 59 yards and 13 kickoff returns for 318 yards.
- Posted 407 rushing yards with six touchdowns and caught 10 passes for 54 yards as a sophomore in 2013. Also had 706 kick return yards with a long return of 97 yards against Mississippi State.
- Named to the Freshman All-SEC Team in 2012 after seeing action in all 13 games, tallying 65 carries for 376 yards and five touchdowns, 12 receptions for 171 yards and 25 kickoff returns for 557 yards.

PERSONAL:

- Attended Dekaney High School in Houston where he amassed 935 carries for 8,110 yards (8.7 avg.) and 86 touchdowns. Earned All-America honors from *Parade*, *Sports Illustrated*, *SuperPrep* and was also named a U.S. Army All-American.
- Earned first-team all-state honors and was named the Texas Class 5A Offensive Player of the Year his senior year after tallying 447 carries for 3,890 yards (8.7 avg.) and 48 touchdowns.
- Received second-team all-state honors as a junior after recording 2,290 rushing yards on 251 carries with 20 touchdowns.
- As a sophomore, rushed for 1,930 yards with 18 touchdowns.
- Was a five-star recruit that was ranked the No. 15 player nationally and the No. 3 running back by *Rivals.com*.
- Majored in agriculture leadership and development at Texas A&M.
- A native of Houston.

CAREER REGULAR SEASON STATISTICS

			RUSHING					RECEIVING				
Year	**GP**	**GS**	**No.**	**Yards**	**Avg.**	**LG**	**TD**	**No.**	**Yards**	**Avg.**	**LG**	**TD**
2015 DAL/NE/IND	2	0	2	12	6.0	12	0	0	0	0.0	0	0
TOTAL	**2**	**0**	**2**	**12**	**6.0**	**12**	**0**	**0**	**0**	**0.0**	**0**	**0**

GETTING TO KNOW TREY WILLIAMS

Favorite team and/or athlete outside of football: FC Barcelona
Favorite musician and/or song: Drake
Hobbies outside of football: Singing
What is something interesting about you that most people may not know: I can play the saxophone
Favorite food: Seafood
Favorite vacation spot: Miami
If you could have lunch with three people, living or dead, who would they be: Angela Simmons, Megan Good, Rihanna
Favorite movie: *Django Unchained*
What's the one thing you couldn't live without: God



2016 DRAFT PICKS

(Bottom row from left to right: No. 50 Trevor Bates, No. 63 Austin Blythe, No. 44 Antonio Morrison, No. 32 T.J. Green) (Top row from left to right: No. 91 Hassan Ridgeway, No. 78 Ryan Kelly, Head Coach Chuck Pagano, Owner & CEO Jim Irsay, General Manager Ryan Grigson, No. 62 Le'Raven Clark, No. 73 Joe Haeg)

78 RYAN **KELLY**

C

6-4 • 313 • ALABAMA
NFL EXP: Rookie
HOW ACQUIRED: D1 – 2016 (18th overall)
BORN: 5/30/93

CAREER TRANSACTIONS:
- Selected by the Colts in the first round (18th overall) of the 2016 NFL Draft.

COLLEGE HIGHLIGHTS:
- Played in 46 games (36 starts) at the University of Alabama where he was a three-year starter at center and helped lead the Crimson Tide to the 2015 National Championship.
- Did not allow a sack during his final two seasons while missing just 15 assignments on 1,818 snaps during that span.
- Was named the Rimington Trophy Award winner, given annually to the nation's top center, following his senior season.

2015:
- As a team captain, started all 15 games for the National Champion Alabama Crimson Tide en route to being named the Rimington Trophy Award winner, which is given annually to the nation's top center.
- Was a consensus First Team All-America selection earning first-team honors from Walter Camp, *USA Today*, *Sporting News*, FWAA and the AFCA.
- Named Second Team Associated Press All-America and was named to the All-SEC first-team by conference coaches and the AP.
- Received the Jacobs Blocking Trophy which is given to the conference's top lineman.
- Named SEC Scholar Athlete of the Year.
- Was named a semifinalist for the Outland Trophy, which is given to the nation's top interior lineman and a semifinalist for the Campbell Award.
- Did not allow a sack and only missed eight assignments in 1,012 snaps for a success rate of 99.2 on the season.
- Had 20 knockdown blocks and committed just one penalty all year.
- Blocked for 10 100-yard rushing games and four 200-yard rushing games for Derrick Henry, which tied an SEC record held by Herschel Walker and Bo Jackson.
- Blocked for an Alabama offense that totaled 379 yards of total offense in a 38-10 victory at Georgia while tallying two knockdown blocks and having no missed assignments or penalties.
- Opened rushing lanes for Derrick Henry to accumulate 271 rushing yards while not allowing a sack or hurry in a 29-13 victory over Auburn on the road.
- Provided time for the Crimson Tide offense to total 493 yards, including 335 yards through the air in the National Championship game versus Clemson. Notched two knockdown blocks and did not allow a sack or commit a penalty in the game.

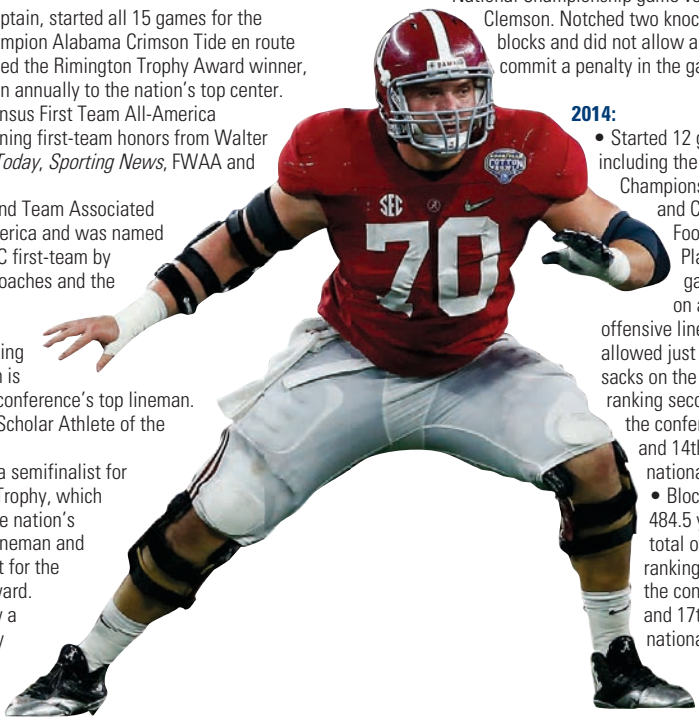

2014:
- Started 12 games including the SEC Championship and College Football Playoff games on an offensive line that allowed just 16.0 sacks on the year ranking second in the conference and 14th nationally.
- Blocked for 484.5 yards of total offense ranking third in the conference and 17th nationally.

- Missed only seven assignments in 806 snaps for a 99.1 percent success rate and did not allow a sack on the season.
- Named Alabama's Offensive Player of the Week at Tennessee (10/25) and against Western Carolina (11/22).
- Opened rushing lanes for two 100-yard rushers as T.J. Yeldon tallied 126 yards with two touchdowns and Derrick Henry totaled 113 yards and a score in a 33-23 victory over West Virginia (8/30) in the season opener at the Georgia Dome in Atlanta.
- Blocked for an Alabama offense that totaled 672 total yards (second-most in school history) while notching two knockdown blocks and playing 90 snaps against Florida (9/20).
- Was part of an offensive line that assisted the Crimson Tide in generating 504 total yards in the SEC Championship Game (12/6), the most allowed by Missouri on the season.
- Started in his second straight Sugar Bowl, providing time for the Alabama offense to record 407 yards of total offense in a losing effort against Ohio State.

2013:
- Started nine games and was responsible for line calls and adjustments for an offensive line that ranked 23rd nationally and fourth in the SEC for fewest sacks allowed per game (1.31) and blocked for 205.6 rushing yards per game (25th-most nationally) and 454.1 total yards per game (33rd-most nationally) that ranked as the second-most in a single season in Crimson Tide history.
- Made his first collegiate start against Virginia Tech (8/31) at the Georgia Dome in Atlanta.
- Blocked for an Alabama offense that totaled 234 rushing yards and 334 passing yards in a 49-42 victory on the road against Texas A&M (9/14).
- Helped open holes for a Crimson Tide offense that totaled 372 yards of offense including 193 on the ground in a 38-17 win against LSU (11/9).
- Graded out as Alabama's best offensive lineman at 90 percent while allowing no sacks and totaling one knockdown block in the Sugar Bowl against Oklahoma (1/2/14).

2012:
- Saw action in 10 games coming off the bench as a redshirt freshman.
- Named to the SEC All-Freshman team.

2011:
- Redshirted as a true freshman.

PERSONAL:
- Attended Lakota West High School in West Chester, Ohio where he was named an Under Armour All-America choice and was rated the No. 2 center by *Scout.com*, the No. 4 center by ESPNU and the No. 6 center by *Rivals.com*.
- As a senior, was named a Third Team Division 1 All-Ohio selection.
- Was an all-conference and all-city first-team choice as a junior in 2009.
- Earned his bachelor's in business management and his master's degree in marketing from Alabama.
- A native of West Chester, Ohio.

CAREER COLLEGE GP/GS:
2015: 15/15
2014: 12/12
2013: 9/9
2012: 10/0
2011: 0/0
TOTAL: 46/36

GETTING TO KNOW RYAN KELLY

Favorite team and/or athlete outside of football: Cincinnati Reds and Nashville Predators
Favorite musician and/or song: George Strait
Hobbies outside of football: Golfing, fishing and hunting
What is something interesting about you that most people may not know: I'm an avid reader
Favorite food: Steak
Favorite vacation spot: Siesta Key, Fla.
If you could have lunch with someone, living or dead, who would it be: Johnny Cash
Favorite movie: *Saving Private Ryan*
What's the one thing you couldn't live without: Friends and family

32 T.J. GREEN

S



6-3 • 205 • CLEMSON
NFL EXP: Rookie
HOW ACQUIRED: D2 – 2016 (57th overall)
BORN: 3/15/95

CAREER TRANSACTIONS:
- Selected by the Colts in the second round (57th overall) of the 2016 NFL Draft.

COLLEGE HIGHLIGHTS:
- Played in 38 games (16 starts) in three seasons at Clemson, finishing his career with 162 tackles (124 solo), 1.0 sack, three passes defensed, two forced fumbles and one interception.
- Had a standout junior season, tallying 130 tackles (102 solo) on the No. 10 ranked defense in the nation. Helped aide the Tigers to a 14-1 season and a berth in the 2016 College Football Playoff National Championship game.
- Originally began his collegiate career as a wide receiver prior to moving to safety after the 2013 season.
- Also spent time as a kick returner in college, tallying 24 returns for 505 yards (21.0 avg.).

2015:
- Started all 15 games for the Tigers and finished the season as the team's third-leading tackler with 130 stops (102 solo). Also had 5.0 tackles for loss, three passes defensed, two forced fumbles and 1.0 sack.
- Recorded first career sack in win at Louisville, a 10-yard loss.
- Posted a team-high 13 tackles against Notre Dame.
- Tallied eight stops against Florida State.
- Notched a team-high and single-game career-high 17 tackles at South Carolina. Also forced two fumbles in the contest.
- Posted 16 tackles in an Orange Bowl win over Oklahoma.
- Finished second on the team with 13 tackles in the CFP National Championship game against Alabama.

2014:
- Appeared in 11 games (one start) and totaled 24 tackles and one interception while adding 21 kickoff returns for a team-high 445 yards and ranked eighth in the ACC in yards per kickoff return (21.2).
- Notched single-game career highs with five kickoff returns and 107 return yards in the season opener at No. 12 Georgia (8/30).
- Earned his first career start at No. 23 Georgia Tech (11/15) and tallied one tackle in 26 snaps adding two kickoff returns for 54 yards on special teams.
- Totaled two tackles and his first career interception and had one kickoff return for 26 yards in a 40-6 victory over No. 24 Oklahoma in the Russell Athletic Bowl (12/29) in Orlando.

2013:
- Saw action coming off the bench in 12 games and recorded two receptions for no gain and three kickoff returns for 60 yards. Also notched eight special teams tackles, the second-most on the squad.
- Saw his first bit of collegiate action against South Carolina State (9/7),

tallying one reception and one kickoff for 18 yards.
- Named Special Teams Player of the Game by the Clemson coaching staff after tallying three special teams stops against Georgia Tech (11/14).

PERSONAL:
- Attended Sylacauga (Ala.) High School where he was ranked as the No. 18 player in the state and the No. 56 athlete in the nation by ESPN.
- Offensively, scored nine touchdowns and averaged 22 yards per catch as senior. Tallied 25 tackles and four interceptions on defense.
- Majored in parks, recreation and tourism management at Clemson.
- A native of Sylacauga, Ala.

CAREER COLLEGE STATISTICS

Year	GP	GS	Solo	Asst.	Total	Sacks	PD	FF	FR	INT	Yds	Avg.	LG	TD
2015	15	15	102	28	130	1.0	3	2	0	0	0	0.0	0	0
2014	11	1	16	8	24	0.0	0	0	0	1	-3	-3.0	-3	0
2013	12	0	6	2	8	0.0	0	0	0	0	0	0.0	0	0
TOTAL	**38**	**16**	**124**	**38**	**162**	**1.0**	**3**	**2**	**0**	**1**	**-3**	**-3.0**	**-3**	**0**

CAREER COLLEGE RETURN STATISTICS

Year	GP	GS	PR	FC	Yards	Avg.	LG	TD	KR	Yards	Avg.	LG	TD
2015	15	15	0	0	0	0.0	0	0	0	0	0.0	0	0
2014	11	1	0	0	0	0.0	0	0	21	445	21.2	30	0
2013	12	0	0	0	0	0.0	0	0	3	60	20.0	24	0
TOTAL	**38**	**16**	**0**	**0**	**0**	**0.0**	**0**	**0**	**24**	**505**	**21.0**	**30**	**0**

GETTING TO KNOW T.J. GREEN

Favorite team and/or athlete outside of football: LeBron James
Favorite musician and/or song: J. Cole
Hobbies outside of football: Basketball, video games and photography
What is something interesting about you that most people may not know: I'm an artist
Favorite food: Lasagna
Favorite vacation spot: My bed
If you could have lunch with someone, living or dead, who would it be: Michael Jordan
Favorite movie: *Django Unchained*
What's the one thing you couldn't live without: Faith

62
T

Le'RAVEN **CLARK**

6-5 • 319 • TEXAS TECH
NFL EXP: Rookie
HOW ACQUIRED: D3 – 2016 (82nd overall)
BORN: 4/22/93

CAREER TRANSACTIONS:
- Selected by the Colts in the third round (82nd overall) of the 2016 NFL Draft.

COLLEGE HIGHLIGHTS:
- Anchor of the Red Raider offensive line that started all 51 games of his four-year collegiate career.
- Earned Second Team All-America honors from CBS Sports following his senior season.
- Was tabbed a three-time All-Big 12 first-team selection by the Associated Press in each of his three seasons playing at left tackle from 2013-15.
- Played guard his freshman year in 2012 and earned First Team Freshman All-America honors from the Football Writers Association of America.

2015:
- Served as one of five team captains and started all 13 games at left tackle en route to earning Second Team All-America honors from CBS Sports.
- Was named a First Team All-Big 12 choice for the third consecutive season by the league's coaches, ESPN and The Associated Press.
- Part of a Texas Tech offensive line that allowed just 27.0 sacks.
- Made his way onto the stat sheet at Kansas as he found the end zone on a two-point conversion.
- Recorded another succesful two-point coversion reception against Oklahoma State.

2014:
- Started 12 games at left tackle, helping to pave the way for Texas Tech's first 1,000-yard rusher (DeAndre Washington) since 2008.
- Earned All-Big 12 first-team honors for the second straight year.
- The team rushed for 1,836 yards, which was the most since 1998 (2,219).
- Was part of an offensive line that allowed just 13.0 sacks.

2013:
- Moved over to left tackle from the right guard position and started all 13 games there.
- Earned First Team All-Big 12 honors from The Associated Press and All-Big 12 second team honors from the league's coaches.
- Blocked for an offense that ranked No. 13 in the nation, averaging 495.8 yards per game.

CAREER COLLEGE GP/GS:
2015: 13/13
2014: 12/12
2013: 13/13
2012: 13/13
2011: 0/0
TOTAL: 51/51

2012:
- Started 13 games at right guard en route to earning First Team Freshman All-America honors from the Football Writers Association of America.
- Part of an offensive line that helped pave the way for Red Raider running backs to rush for 1,674 yards during the regular season.

2011:
- Redshirted his initial collegiate season and was a member of the scout team.

PERSONAL:
- Attended Rockdale (Texas) High School where he was named an Under Armour All-American.
- Ranked a four-star prospect by *Scout.com* and a three-star recruit by *Rivals.com* and *ESPN.com*.
- Tabbed an all-state selection as a senior.
- Earned District 23-3A honors on both the offensive and defensive lines his junior and senior years.
- Majored in general studies at Texas Tech.
- A Native of Rockdale, Texas.

GETTING TO KNOW Le'RAVEN CLARK

Favorite team and/or athlete outside of football: Team USA and Rodney Brown
Favorite musician and/or song: Lil Boosie
Hobbies outside of football: Fishing, hunting and furniture making
What is something interesting about you that most people may not know: I make furniture
Favorite food: Cornbread and milk
Favorite vacation spot: My home of Rockdale, Texas
If you could have lunch with three people, living or dead, who would they be: Bill Dance, Bernie Mac and Red Foxx
Favorite movie: *Forrest Gump*
What's the one thing you couldn't live without: Football

91 DT HASSAN **RIDGEWAY**

6-3 • 317 • TEXAS
NFL EXP: Rookie
HOW ACQUIRED: D4 – 2016 (116th overall)
BORN: 11/2/94

CAREER TRANSACTIONS:
- Selected by the Colts in the fourth round (116th overall) of the 2016 NFL Draft.

COLLEGE HIGHLIGHTS:
- A two-year starter who appeared in 36 games (18 starts) and totaled 92 tackles (58 solo), 9.5 sacks, two fumble recoveries (one returned for a touchdown) and one pass defensed.
- Earned All-Big 12 honorable mention honors and was named a First Team All-Big 12 choice by *ESPN.com* as a senior.

2015:
- Appeared in 11 games (eight starts) and totaled 36 tackles (24 solo), 6.5 tackles for loss, 3.5 sacks and a team-leading two fumble recoveries.
- Earned All-Big 12 honorable mention honors and was named First Team All-Big 12 by *ESPN.com*.
- Set a season-high with six tackles, including 1.0 for loss against Rice (9/12).
- Matched his season-high with six tackles including 1.0 sack and 1.5 tackles for loss and recovered a fumble and returned it 34 yards for his first career touchdown against Oklahoma State (9/26).
- Tallied four tackles against Kansas State (10/25) and was named Defensive Player of the Game by the Longhorns coaching staff.
- Posted two tackles, 1.0 sack and one fumble recovery against Texas Tech (11/26).

2014:
- Played in 13 games making 10 starts and totaled 43 tackles (27 solo) and finished second on the team in sacks (6.0) and fourth in tackles for loss (11.0).
- Had four tackles including a career-high 2.0 sacks against North Texas (8/30) where he shared Defensive Player of the Game honors with Jordan Hicks.
- Posted a career-high seven tackles, including 1.0 for a loss, in his first-career start in a 23-0 shutout victory over the Kansas Jayhawks (9/27).
- Nabbed four tackles including a career-high 3.0 tackles for loss (1.0 sack) against Kansas State (10/25).
- Tallied four tackles including 1.0 tackle for loss against Arkansas in the Texas Bowl (12/29).

2013:
- Saw action in 12 games as a reserve, notching 13 tackles (seven solo) and one pass defensed.
- Finished the season with the fourth-most quarterback hurries on the team with five.
- Totaled three tackles (1.0 tackle for loss), one pass defensed and one quarterback hurry against New Mexico State (8/31).
- Finished with a season-high six tackles and a career-best two quarterback hurries against BYU (9/7).

2012:
- Redshirted during his freshman season in Austin.

PERSONAL:
- Attended Mansfield (Texas) High School where he lettered in football and basketball and he earned All-America and all-state honors.
- Was a two-time all-area and all-district honoree on the defensive line in football despite not playing until his sophomore year of high school.

- Participated in the 2012 U.S. Army All-American Bowl, tallying one tackle, 1.0 tackle for loss, 1.0 sack and one forced fumble.
- Was rated the 20th-best defensive end in his class by ESPNU and named to the *Austin American-Statesman's* Fab 55 (state's top prospects).
- Named to the *Fort Worth Star-Telegram's* Super Team as a senior.
- Garnered Associated Press All-State honorable mention honors and was an all-district 5-5A second-team selection.
- Named Defensive Line MVP at the Fort Worth Nike Football Training Camp prior to his senior season.
- Tallied 57 tackles, 7.5 sacks, one forced fumble and one fumble recovery in his senior season and helped lead Mansfield High School to an 11-2 record and advance to the third round of the state playoffs.
- Named all-area second-team by the *Dallas Morning News* and all-district 5-5A first-team as a junior.
- Majored in applied learning and development with a minor in social work.
- A native of Mansfield, Texas.

CAREER COLLEGE STATISTICS

Year	GP	GS	Solo	Asst.	Total	Sacks	PD	FF	FR	INT	Yds	Avg.	LG	TD
2015	11	8	24	12	36	3.5	0	0	2	0	0	0.0	0	0
2014	13	10	27	16	43	6.0	0	0	0	0	0	0.0	0	0
2013	12	0	7	6	13	0.0	1	0	0	0	0	0.0	0	0
TOTAL	**36**	**18**	**58**	**34**	**92**	**9.5**	**1**	**0**	**2**	**0**	**0**	**0.0**	**0**	**0**

GETTING TO KNOW HASSAN RIDGEWAY

Favorite team and/or athlete outside of football: Los Angeles Clippers
Favorite musician and/or song: J. Cole
Hobbies outside of football: Watching basketball
What is something interesting about you that most people may not know: I like to read
Favorite food: Wings
Favorite vacation spot: Los Angeles
If you could have lunch with three people, living or dead, who would they be: My grandpa, my dad and my mom
Favorite movie: *Dark Knight*
What's the one thing you couldn't live without: Family

44 ILB

ANTONIO **MORRISON**

6-1 • 235 • FLORIDA
NFL EXP: Rookie
HOW ACQUIRED: D4 – 2016 (125th overall)
BORN: 12/6/94

CAREER TRANSACTIONS:

- Selected by the Colts in the fourth round (125th overall) of the 2016 NFL Draft.

COLLEGE HIGHLIGHTS:

- A four-year starter, Morrison totaled 294 tackles (126 solo), 21.0 tackles for loss, 4.5 sacks, three passes defensed, three forced fumbles, one fumble recovery and one interception with the Gators.
- He became the first Florida player to post back-to-back 100-tackle seasons since 1992-93 when Ed Robinson accomplished the feat.
- Was a Butkus Award Semifinalist and unanimous First Team All-SEC selection as a senior. Was also a three-time SEC Academic Honor Roll member.

2015:

- Despite a knee injury suffered in the Birmingham Bowl to end the team's 2014 season, started all 14 games and led the team in tackles for the second straight year with 103 (42 solo).
- Voted a team captain by his teammates, he recorded 2.5 sacks, one pass defensed and one forced fumble.
- Became the first Florida player to post back-to-back 100-tackle seasons since 1992-93 (Ed Robinson).
- Named a Butkus Award Semifinalist and was a unanimous First Team All-SEC selection.
- Named the Walter Camp National Defensive Player of the Week and SEC Defensive Player of the Week after matching his career-high with 16 tackles in a 38-10 victory against Ole Miss (10/3).
- Named SEC Defensive Player of the Week for a second time for his six-tackle performance in a 27-3 win over Georgia (10/31).

2014:

- Earned Second Team All-SEC honors by the leagues' coaches, The Associated Press and Phil Steele after

leading the Gators with 101 tackles (30 solo), 1.0 sack, one forced fumble and one interception.
- Became the first Florida player to have 100 tackles in a single season since Ahmad Black in 2010, and the first linebacker to post 100 tackles since Brandon Spikes had 131 in 2007.
- Received the Chris Patrick Courage Award, Iron Gator Strength & Conditioning Award, Greg See Tenacity Award and James W. Kynes Award (best mental/physical toughness).
- Named to the SEC Academic Honor Roll.
- Recorded 10 tackles (three solo), 1.0 tackle for loss and his first career interception against Alabama (9/20).
- Tallied a career-best 16 tackles (four solo) and a half tackle for loss against South Carolina (11/15).

2013:
- Played in eight games (seven starts) and recorded 56 tackles (27 solo) before suffering a season-ending injury against Vanderbilt, causing him to miss the final three games of the season.
- Named to the SEC Academic Honor Roll.
- Notched a season-high 12 tackles at LSU (10/12).
- Was the team's leading tackler against Miami (seven), LSU (12) and Vanderbilt (10).

2012:
- Played in all 13 games as a true freshman earning four starts.
- Named to the 2012 SEC Coaches' All-Freshman Team.
- Finished eighth on the team in tackles after notching 34 stops (27 solo).
- Recorded a season-high and team-leading eight tackles (six solo) in a 31-17 victory over Vanderbilt (10/13).
- Was instrumental in the win over Florida State (11/24) after recording four tackles (three solo), including his first-career sack and forced fumble, which the Gators recovered and scored to take the lead on the very next play.
- Named to the SEC Academic Honor Roll.

PERSONAL:
- Attended Bolingbrook (Ill.) High School and led them to a 13-1 record and IHSA Class 8A State Championship as a senior, the school's first-ever state title, but was forced to miss the title game due to an injury.
- Rated a four-star prospect, the No. 5 recruit in Illinois and the No. 10 inside linebacker nationally by *Rivals.com*.
- Ranked as the top linebacker prospect in the Midwest by Tom Lemming and the No. 204 player overall in the nation by *Rivals.com*.
- Named an All-America selection by *USA Today* (Second Team LB), ESPN (Third Team LB) and *Sports Illustrated* (honorable mention LB).
- Selected to the ESPN High School Illinois All-State team.
- Had 101 tackles, 7.0 sacks, three forced fumbles and an interception as a junior at Bolingbrook.
- Selected to the 2011 Semper Fidelis All-American Bowl.
- A native of Bellwood, Ill.

CAREER COLLEGE STATISTICS

Year	GP	GS	Solo	Asst.	Total	Sacks	PD	FF	FR	INT	Yds	Avg.	LG	TD
2015	14	14	42	61	103	2.5	1	1	0	0	0	0.0	0	0
2014	12	12	30	71	101	1.0	1	1	1	1	20	20.0	20	0
2013	8	7	27	29	56	0.0	0	0	0	0	0	0.0	0	0
2012	13	4	27	7	34	1.0	0	1	0	0	0	0.0	0	0
TOTAL	**47**	**37**	**126**	**168**	**294**	**4.5**	**2**	**3**	**1**	**1**	**20**	**20.0**	**20**	**0**

GETTING TO KNOW ANTONIO MORRISON

Favorite team and/or athlete outside of football: Chicago Bulls
Favorite food: Deep dish pizza
If you could have lunch with three people, living or dead, who would they be: Dr. Martin Luther King, Jr., Elon Musk and King Tut
What's the one thing you couldn't live without: Air

73 JOE HAEG

T

6-6 • 304 • NORTH DAKOTA STATE
NFL EXP: Rookie
HOW ACQUIRED: D5 – 2016 (155th overall)
BORN: 3/11/93

CAREER TRANSACTIONS:
- Selected by the Colts in the fifth round (155th overall) of the 2016 NFL Draft.

COLLEGE HIGHLIGHTS:
- Was a four-year starter and helped lead North Dakota State to the NCAA Division I FCS National Championship all five years he was a member of the program.
- A First Team All-America choice in 2014 and 2015, the former walk-on saw action at both the right and left tackle spots during his collegiate career with the Bison.
- A 60-game starter, Haeg garnered numerous honors throughout his time at North Dakota State, including being named to the 2015 Walter Camp FCS All-America Team, 2015 STATS All-America first-team and receiving an invite to the 2016 Senior Bowl.

2015:
- As a senior, served as a team captain and started all 15 games at left tackle and graded out at 91 percent during the regular season with 45 knockdowns in 11 games and left as a five-time national champion.
- Anchored an offensive line that allowed the fewest sacks (1.07 per game) and tackles for loss (4.20 per game) in the Missouri Valley Football Conference.
- Was an All-America first-team selection by STATS, The Associated Press, FCS Athletic Directors Association, *College Sporting News* and Walter Camp as well as receiving All-Missouri Valley Football Conference first-team honors.
- Named Missouri Valley Football Conference Offensive Lineman of the Week after wins over Weber State (9/12) and South Dakota State (10/3).
- Blocked for an offense that led the conference in rushing with 236.7 yards per game and led the FCS in time of possession averaging 36:38 per game.

2014:
- Started all 16 games at left tackle and blocked for an offense that ranked first in the FCS in tackles for loss allowed per game (3.38), second in time of possession (34:03) and third in total first downs (343) on the way to the program's fourth straight national title.
- Helped pave the way for a school record 6,916 yards of total offense and school record 1,994 rushing yards by running back John Crockett.
- Was an All-America first-team selection by the AFCA, *Sports Network*,

The Associated Press, FCS Athletic Directors Association and *College Sporting News*.
- Named a First Team All-Missouri Valley Football Conference choice and garnered Missouri Valley Football Conference Offensive Lineman of the Week honors after victories over Iowa State (8/30) and Southern Illinois (10/11).

2013:
- Started 14 games at right tackle for an offense that racked up a school record 3,860 yards, including two 1,000-yard rushers en route to the program's third-consecutive NCAA Division I FCS National Championship.
- Blocked on an offensive line that helped the Bison rank first nationally in third down conversions (55 percent), second in time of possession (33:40), third in passing efficiency, third in red zone offense (89 percent), seventh in first downs (333), seventh in rushing offense (257.3 yards per game) and 10th in scoring (38.7 points per game).
- Named Missouri Valley Football Conference Offensive Lineman of the Week after grading out at 98 percent with eight knockdowns in a 41-26 win over Missouri State (10/12).

2012:
- Started in all 15 games at right tackle for an offense that led the Missouri Valley Football Conference in scoring (31.4 points per game) and rushing offense (178.0 yards per game) and won the NCAA Division I FCS National Championship for the second straight season.
- Blocked for an offense that had two running backs rush for 1,000 yards marking the 10th-consecutive season the Bison produced a 1,000-yard rusher.
- Ranked second nationally in time of possession (34:21), seventh in third down conversions (51 percent) and tied for 16th in red zone offense (89 percent).

2011:
- Redshirted during his freshman season.

PERSONAL:
- Attended Brainerd (Minn.) High School where he was a three-time letterwinner in football and helped lead the team to the state semifinals in 2009 and 2010.
- Earned all-state, all-section and all-conference honors as a senior and all-section honors as a junior.
- Also played hockey in high school.
- A native of Lake Shore, Minn.

CAREER COLLEGE GP/GS:
2015: 15/15
2014: 16/16
2013: 14/14
2012: 15/15
2011: 0/0
TOTAL: 60/60

GETTING TO KNOW JOE HAEG

Favorite team and/or athlete outside of football: Zlatan Ibrahimovic
Favorite musician and/or song: Eric Church - "Springsteen"
Hobbies outside of football: Golf and hunting
What is something interesting about you that most people may not know: I can solve a Rubik's Cube
Favorite food: Mom's enchiladas
Favorite vacation spot: Brainerd, Minn.
If you could have lunch with two people, living or dead, who would they be: Carson Wentz and Zlatan Ibrahimovic
Favorite movie: *Ace Ventura*
What's the one thing you couldn't live without: Netflix

50 TREVOR **BATES**

OLB

6-2 • 247 • MAINE
NFL EXP: Rookie
HOW ACQUIRED: D7 – 2016 (239th overall)
BORN: 8/28/93

CAREER TRANSACTIONS:
- Selected by the Colts in the seventh round (239th overall) of the 2016 NFL Draft.

COLLEGE HIGHLIGHTS:
- Appeared in 46 games with the Black Bears totaling 207 tackles (106 solo), 19.0 sacks, 10 passes defensed, five forced fumbles, two fumble recoveries (one returned for a touchdown) and three interceptions (one returned for a touchdown).
- Garnered various honors over his collegiate career including the Team's Most Valuable Player, CFPA National Defensive Lineman of the Week, Second Team All-CAA, Third Team All-CAA, All-CAA Academic Honors and CAA Defensive Player of the Week.

2015:
- Appeared in 11 games for the Black Bears totaling 57 tackles (31 solo), 7.5 sacks, two passes defensed, one forced fumble and one fumble recovery returned for a touchdown.
- Had a game-high eight tackles with a half a sack at Tulane (9/19).
- Tallied five stops, 1.0 tackle for loss and 1.0 sack against Boston College (9/5).
- Named CAA Defensive Player of the Week after notching seven tackles, 2.0 tackles for loss, 1.5 sacks and returning a fumble for a touchdown against Stony Brook (10/24).

2014:
- Started all 11 games and recorded 60 tackles (27 solo), 9.0 tackles for loss, 5.5 sacks, seven passes defensed, two forced fumbles, one fumble recovery and three interceptions (one returned for a touchdown).
- Was named the team's Most Valuable Player and was an All-CAA second-team selection.
- Named CFPA National Defensive Lineman of the Week following his six-tackle effort including, one interception which he returned 23 yards for his first career touchdown against Richmond (11/8).

2013:
- As a sophomore tallied 54 tackles (29 solo), 9.0 tackles for loss, 4.0 sacks, two forced fumbles, one pass defensed and one blocked kick.
- Recorded a career-high 10 tackles, with 2.0 sacks, against Delaware (10/5).
- Notched seven tackles, 1.0 sack and forced a game-clinching fumble at Albany (11/9).
- Was an All-CAA third-team selection and received CAA Academic All-Conference honors.
- Named a Maine Scholar-Athlete Bronze Medalist.

2012:
- Played in all 11 games, recording 36 tackles, 2.5 tackles for loss and 2.0 sacks.
- Notched three tackles at Boston College (9/8).
- Posted two tackles, including 1.0 sack at William and Mary (10/27).
- Registered five tackles and 1.0 sack against Georgia State (11/10).

2011:
- Redshirted during his freshman season.

PERSONAL:
- Attended Westbrook (Maine) High School where he lettered in football, baseball and basketball and was a captain on both his football and baseball squads.
- Was an all-conference selection and finalist for the outstanding lineman award.
- A kinesiology physical education major.
- A native of Westbrook, Maine.

CAREER COLLEGE STATISTICS

Year	GP	GS	Solo	Asst.	Total	Sacks	PD	FF	FR	INT	Yds	Avg.	LG	TD
2015	11	11	31	26	57	7.5	2	1	1	0	0	0.0	0	0
2014	11	11	27	33	60	5.5	7	2	1	3	37	12.3	23t	1
2013	13	7	29	25	54	4.0	1	2	0	0	0	0.0	0	0
2012	11	5	19	17	36	2.0	0	0	0	0	0	0.0	0	0
TOTAL	**46**	**34**	**106**	**101**	**207**	**19.0**	**10**	**5**	**2**	**3**	**37**	**12.3**	**23t**	**1**

GETTING TO KNOW TREVOR BATES

Favorite team and/or athlete outside of football: Kobe Bryant
Favorite musician and/or song: Future
What is something interesting about you that most people may not know: I'm a ping pong pro
Favorite food: Shrimp
If you could have lunch with three people, living or dead, who would they be: Jesus Christ, Dr. Martin Luther King, Jr. and Ray Lewis
Favorite movie: *Training Day*

63
C

AUSTIN **BLYTHE**

6-3 • 298 • IOWA
NFL EXP: Rookie
HOW ACQUIRED: D7 – 2016 (248th overall)
BORN: 6/16/92

CAREER TRANSACTIONS:
- Selected by the Colts in the seventh round (248th overall) of the 2016 NFL Draft.

COLLEGE HIGHLIGHTS:
- Saw action in 52 games (51 starts) as a four-year starter and helped bolster a Hawkeye offensive line that allowed the team to start the 2015 season 12-0 and earn a spot in the Big Ten Championship and Rose Bowl games.
- Was one of three finalists for the Rimington Award, given annually to the nation's top center, as a senior.

2015:
- Started all 14 games and captained a Hawkeye team that began the season 12-0 and earned Big Ten Championship and Rose Bowl game berths.
- Received the Iron Hawk Award, Offense "Extra Heartbeat" Award and was one of three finalists for the Rimington Trophy given annually to the nation's top center.
- Was an All-America third-team selection by The Associated Press and *Athlon Sports*, an All-America fourth-team choice by Phil Steele and All-America honorable mention accolades by *SI.com*.
- Was a Second Team All-Big Ten honoree by the league's coaches and media, The Associated Press and Phil Steele.
- Started at center and played every offensive down in both the Big Ten Championship Game (12/5) and Rose Bowl (1/1).

2014:
- Started all 13 games, including six games at center, one game at right guard and the final six games at left guard.
- Garnered Second Team All-Big Ten honors by the league's coaches and honorable mention honors by the media as well as being named a *College Sports Madness* All-Big Ten second-team selection.
- Started at left guard, played every offensive down and recorded one tackle in the Hawkeyes 45-28 TaxSlayer Bowl loss to Tennessee.

2013:
- Started all 13 games at center and helped the Hawkeyes to an 8-4 record and an Outback Bowl appearance as a redshirt sophomore.
- Was an All-Big Ten honorable mention selection by league coaches and media.

- Started at center and played every offensive down in a 23-7 win at Minnesota (9/28), blocking for an offense that gained 464 yards of total offense and rushed for over 200 yards for the fifth-consecutive outing.
- Started at center and blocked for an offense that rushed for 318 yards and gained 509 yards of total offense in a 38-14 win at Purdue (11/9).
- Started at center and played every offensive snap in a 21-14 Outback Bowl loss to LSU (1/1).

2012:
- Played in 10 games (nine starts) at right guard as a redshirt freshman.
- Was named a First Team Freshman All-America choice by *Scout.com*.

2011:
- Redshirted during his freshman season at Iowa.

PERSONAL:
- Attended Williamsburg (Iowa) High School where he was a senior captain, two-time first team all-state selection, three-time first team all-district selection, *Parade* All-America honorable mention selection and an Ed Thomas Award nominee.
- Helped lead his squad to the playoffs in 2008, 2009 and 2010 while compiling a 28-5 record over that span.
- Totaled 123 tackles, 40.0 tackles for loss, 14.0 sacks and three fumble recoveries during his high school career.
- A member of the high school wrestling team where he earned three consecutive state heavyweight wrestling titles and placed second as a freshman.
- Was named High School Wrestler of the Year as a senior by the *Iowa City Press-Citizen* and compiled a 187-11 prep wrestling record.
- Holds the state record with 143 career pins.
- Earned three varsity letters in football and four in both wrestling and track.
- A communication studies major.
- A native of Williamsburg, Iowa.

CAREER COLLEGE GP/GS:
2015: 14/14
2014: 14/14
2013: 14/14
2012: 10/9
2011: 0/0
TOTAL: 52/51

GETTING TO KNOW AUSTIN BLYTHE

Favorite team and/or athlete outside of football: Cael Sanderson
Favorite music genre and/or song: Country music
Hobbies outside of football: Movies, reading and video games
What is something interesting about you that most people may not know: I like to read
Favorite food: Homemade burgers
Favorite vacation spot: Lake of the Ozarks, Missouri
If you could have lunch with three people, living or dead, who would they be: Abraham Lincoln, Franklin Delano Roosevelt and John F. Kennedy
Favorite movie: Any Marvel movie
What's the one thing you couldn't live without: Books

2016 COLLEGE FREE AGENTS

6 WR DANIEL **ANTHROP**

6-0 • 193 • PURDUE
NFL EXP: Rookie
HOW ACQUIRED: FA-2016
BORN: 5/29/93

CAREER TRANSACTIONS:
- Signed by the Colts as an undrafted free agent on May 3, 2016.

COLLEGE:
- Played in 43 games (17 starts) at Purdue, tallying 113 catches for 1,384 yards (12.2 avg.) and nine touchdowns. Also had 13 carries for 66 yards and one touchdown.
- As a senior in 2015, appeared in 12 games (seven starts) and recorded a single-season career-high 57 catches for 430 yards with two touchdowns and a long reception of 41 yards.
- In 2014, played in nine games (eight starts) as a junior and caught 38 passes for single-season career highs of 616 yards (16.2 avg.) and four touchdowns. Averaged 68.4 yards receiving per contest.
- Finished with a season-high 133 yards on nine receptions against No. 8 Michigan State (10/11/14).
- Appeared in 10 games (two starts) as a sophomore, finishing the season with 17 receptions for 313 yards and two touchdowns. Also had eight tackles on special teams.
- Had a career-high 151 receiving yards, including a career-long 80-yard touchdown, on five catches at Indiana (11/30/13).
- Played in 12 games as a true freshman and recorded seven carries for 58 yards with one touchdown. Also had one catch on the year, which was a 25-yard touchdown at Minnesota (10/27/12).
- Posted 13 tackles on special teams and was named the team's special teams MVP.

PERSONAL:
- Attended Central Catholic High School in West Lafayette, Ind. where he scored a school-record 107 touchdowns (54 rushing, 39 receiving, seven punt returns, four interception returns and three kickoff returns).
- Holds school records for career touchdown receptions (39), points scored (646), single season points (310) and single season touchdowns (51).
- His team won three consecutive Class 1A Indiana State Championships from 2009-2011.
- A two-time All-Hoosier Conference selection.
- Also played baseball and ran track in high school.
- Majored in law and society at Purdue.
- Was honored with the Drew Brees Mental Toughness Award by the National Football Foundation in June of 2016.
- A native of West Lafayette, Ind.

67 DE STERLING **BAILEY**

6-3 • 296 • GEORGIA
NFL EXP: Rookie
HOW ACQUIRED: FA-2016
BORN: 9/13/92

CAREER TRANSACTIONS:
- Signed by the Colts as an undrafted free agent on May 3, 2016.

COLLEGE:
- Participated in 42 career games (19 starts) at the University of Georgia and totaled 108 tackles (35 solo), 2.5 sacks and seven passes defensed.
- As a senior in 2015, appeared in 13 games (10 starts) and was a team captain in addition to earning the Coaches' Leadership Award. Finished the season with 46 tackles, 2.0 tackles for loss and 1.0 sack.

- In 2014, played in 13 games (one start) and compiled 27 tackles.
- Played in 12 games (nine starts) in 2013 and finished with 34 tackles and 1.0 sack. Recorded a career-high 10 tackles and 1.0 sack against South Carolina.
- Saw action in three games in 2012 and redshirted during the 2011 season.

PERSONAL:
- Attended East Hall High School in Gainesville, Ga. and was named to the *SuperPrep* All-America team in addition to All-Dixie teams.
- Was a four-star prospect by *Rivals.com* and the No. 6 overall prospect in the state of Georgia.
- Played in the U.S. Army All-American Bowl as a senior and was named to the *Atlanta Journal-Constitution* Top 50.
- Was voted a team captain as both a junior and senior.
- Participated in the 2010 Georgia Olympics for shot put.
- In addition to football, played basketball and participated in track and field for East Hall.
- Was a college teammate with Colts inside linebacker Amarlo Herrera at Georgia.
- A native of Gainesville, Ga.

60 ISIAH CAGE

G

6-5 • 312 • WISCONSIN-EAU CLAIRE
NFL EXP: Rookie
HOW ACQUIRED: FA-2016
BORN: 8/26/93

CAREER TRANSACTIONS:
- Placed on Injured Reserve on June 6, 2016.
- Signed by the Colts as an undrafted free agent on May 3, 2016.

COLLEGE:
- Spent three seasons at Wisconsin-Eau Claire and played in 27 games (24 starts), earning All-Wisconsin Intercollegiate Athletic Conference honors three times.
- Started all eight games he played in as a senior at left tackle and received Honorable Mention All-WIAC honors.
- Saw action in 10 contests (nine starts) at left tackle in 2014 and was tabbed a Second Team All-WIAC selection.
- In first season at Wisconsin-Eau Claire, played in nine games with seven starts at left tackle, earning All-WIAC second-team honors.
- Spent two seasons at Concordia University in St. Paul, Minn. prior to Wisconsin-Eau Claire.
- In 2012, played in 10 games (four starts) at left tackle and allowed just 1.5 sacks.
- Redshirted his initial collegiate season in 2011.

PERSONAL:
- Attended Percy L. Julian High School in Chicago and earned all-conference and all-city honors.
- Was a team captain who helped his squad earn a 7-2 record and a conference championship his senior season.
- Did not play organized football until his junior year.
- Was an honor roll student and principal scholar in 2010.
- Majored in criminal justice at Wisconsin-Eau Claire.
- A native of Chicago.

34 CB DANIEL **DAVIE**

6-1 • 190 • NEBRASKA
NFL EXP: Rookie
HOW ACQUIRED: FA-2016
BORN: 8/4/93

CAREER TRANSACTIONS:
- Signed by the Colts as an undrafted free agent on May 3, 2016.

COLLEGE:
- Played in 42 games (18 starts) at Nebraska and tallied 67 tackles (46 solo), 6.0 tackles for loss, 11 passes defensed and two interceptions.
- Was limited due to injury, but appeared in six games (five starts) as a senior and recorded 18 tackles (17 solo) and five passes defensed.
- As a junior in 2014, had a breakout season starting all 13 games and posted 41 tackles (25 solo), 6.0 tackles for loss, five passes defensed and two interceptions.
- Had four games with five or more tackles his junior season.
- In 2013 as a sophomore, played in the first 10 games seeing action as a reserve cornerback and on special teams. Suffered a season-ending injury on the opening kickoff against Michigan State.
- Appeared in 13 games as a freshman in 2012 and tallied seven tackles (three solo) and one pass defensed.
- Redshirted his initial collegiate season in 2011.

PERSONAL:
- Attended Anchor Bay (Mich.) High School and finished his prep career at Beatrice (Neb.) High School. Played running back and defensives back.
- As a senior rushed for 1,556 yards and 18 touchdowns capping off his career with a 265-yard rushing performance against Holdrege in the state playoffs.
- Selected to the *Lincoln Journal Star's* Super-State team and the *Omaha World-Herald's* All-Nebraska squad as a running back.
- Was regarded as one of the top three prospects in the state of Nebraska by *Rivals.com*.
- Was a standout track star and won the all-class gold in the 100 and 200 meters at the 2010 state meet. Recorded times of 10.73 in the 100 meters and 21.95 in the 200 meters.
- Was named to the 2015 Brook Berringer and Tom Osborne Citizenship Team for his community outreach work in college.
- Graduated with a degree in criminology and criminal justice from Nebraska.
- A native of Chesterfield, Mich.

34 RB JOSH **FERGUSON**

5-10 • 200 • ILLINOIS
NFL EXP: Rookie
HOW ACQUIRED: FA-2016
BORN: 5/23/93

CAREER TRANSACTIONS:
- Signed by the Colts as an undrafted free agent on May 5, 2016.

COLLEGE:
- Played in 47 games at Illinois and finished second in school history with 4,474 all-purpose yards. Tallied 505 carries for 2,586 yards and 18 touchdowns, 168 receptions for 1,507 yards and eight touchdowns and 21 kickoff returns for 381 yards.
- Holds the Illinois record for the most career receptions and receiving yards by a running back.
- Ranks in the top 10 in school history in career receptions (third), rushing yards (sixth) and touchdowns (tied for seventh).
- Finished the 2015 season as the only active FBS player with 2,500-plus rushing and 1,500-plus receiving yards in career.

- In 2015, played in nine games and garnered Third Team All-Big Ten honors (by the coaches and media) after registering 129 carries for 708 yards and three touchdowns and 37 receptions for 280 yards and two touchdowns. He was named an Illini team captain and the team's Offensive Player of the Year.
- As a junior in 2014, played in all 13 games (nine starts) and led the team in rushing attempts (146), yards (735) and touchdowns (eight). Finished second on the team in receptions (50) and third in receiving yards (427) and added two receiving touchdowns. Led the team in all-purpose yards (1,162) and scoring (60 points).
- Appeared in 12 games in 2013 and tallied 141 carries for 779 yards and seven touchdowns. Also caught 50 passes for 535 yards and four touchdowns and had two kickoff returns for 37 yards. Ranked second in the FBS in receiving yards per game by a running back (44.6) and was ninth in the Big Ten in all-purpose yards per game (112.6).
- In 2012, he played in 10 games (six starts) as a redshirt freshman and rushed for 312 yards on 75 carries and had 29 receptions for 251 yards. Also returned 19 kickoffs for 344 yards (18.1 avg.). He led the team with 907 all-purpose yards.
- As a freshman in 2011, played in the first three games of the season before suffering an injury. Rushed 14 times for 52 yards and caught two passes for 14 yards before receiving a medical hardship waiver.

PERSONAL:
- Attended Joliet (Ill.) Catholic High School and was rated as a three-star recruit by *Rivals.com* and was an All-Midwest selection by *PrepStar*.
- Named a *Chicago Tribune* First Team All-State selection, a *Chicago Sun-Times* All-Area choice, an Illinois High School Football Coaches Association Class 5A All-State selection and a *Champaign News-Gazette* All-State special mention choice.
- Was MVP of the East Suburban Catholic League.
- Named the *Joliet Herald News* Co-MVP and Player of the Year in 2010.
- Totaled 145 carries for 1,868 yards and 25 touchdowns in 2009 as his team finished as the 5A state runner-up.
- A kinesiology major.
- A native of Naperville, Ill.

85 TE DARION GRISWOLD

6-5 • 264 • ARKANSAS STATE
NFL EXP: Rookie
HOW ACQUIRED: FA-2016
BORN: 12/23/92

CAREER TRANSACTIONS:
- Signed by the Colts as an undrafted free agent on May 3, 2016.

COLLEGE:
- Played in 50 games at Arkansas State and totaled 65 receptions for 892 yards and nine touchdowns.
- In 2015, saw action in 13 games and finished with 13 receptions for 187 yards and two touchdowns.
- As a redshirt junior in 2014, appeared in 13 games (11 starts) and caught 18 passes for 221 yards and a single-season career-high four touchdowns. He led all Sun Belt tight ends in receiving touchdowns while ranking fourth in receptions and fifth in receiving yards. Named a Third Team All-Sun Belt Conference choice by *College Sports Madness*.
- In 2013, played in 12 games and earned Second Team All-Sun Belt Conference honors after catching three touchdowns while recording single-season career highs in receptions (24) and receiving yards (312). Ranked second in the Sun Belt in both receptions per game and receiving yards per game among tight ends.
- As a redshirt freshman in 2012, saw action in 12 games (one start) and caught 10 passes for 172 yards.
- In 2011, redshirted and did not see any action.

PERSONAL:
- Attended Dumas (Ark.) High School and played both football and basketball.
- Rated a two-star prospect by *Rivals.com* and *Scout.com*.
- Was an Arkansas Activities Association Class 4A All-State selection in 2010.
- Named an all-conference selection as a senior after totaling 95 carries for 772 yards and 15 touchdowns. Also completed 74-of-143 passes for 1,785 yards and 19 touchdowns and caught four passes for 149 yards and two touchdowns.
- Was an all-state and all-conference choice as a basketball player.
- A native of Dumas, Ark.

8 WR MARCUS **LEAK**

6-0 • 210 • MARYLAND
NFL EXP: Rookie
HOW ACQUIRED: FA-2016
BORN: 11/19/92

CAREER TRANSACTIONS:
- Signed by the Colts as an undrafted free agent on May 3, 2016.

COLLEGE:
- Competed in 27 games (16 starts) in three seasons with Maryland (2011-12, 14) and totaled 55 catches for 775 yards and six touchdowns.
- In 2014, posted 20 catches for 297 yards and three touchdowns, including a two-touchdown game against South Florida.
- Finished second on the team with 23 receptions for 393 yards in 2012 and added two touchdowns. He averaged 17.1 yards per catch.
- Recorded a career-high 94 receiving yards on four catches in a loss against N.C. State.
- Played in seven games (two starts) as a freshman in 2011 and caught 12 passes for 85 yards and one score.

PERSONAL:
- Played at Parkwood High School in Monroe, N.C. and was ranked as the 24th overall player in the state by *Rivals.com*.
- Recorded 305 rushing yards and two touchdowns as a senior. Also contributed with 200 receiving yards and one score in addition to 30 tackles.
- Was picked to play in the 74th annual Shrine Bowl of the Carolinas All-Star game.
- Also played basketball and ran track.
- Was born in Charlotte, N.C.

92 OLB CURT **MAGGITT**

6-3 • 250 • TENNESSEE
NFL EXP: Rookie
HOW ACQUIRED: FA-2016
BORN: 2/4/93

CAREER TRANSACTIONS:
- Signed by the Colts as an undrafted free agent on May 4, 2016.

COLLEGE:
- Competed in 35 games (12 starts) at Tennessee and finished his collegiate career with 141 tackles (83 solo), 13.5 sacks, 28.5 tackles for loss, four forced fumbles and one pass defensed.
- Started the first two games of his senior season and recorded seven tackles before a hip injury ended his year.
- As a junior in 2014, started 10-of-13 games and made 48 tackles, a team-leading 11.0 sacks and 15.0 tackles for loss. Finished the season with four multiple-sack games.
- Redshirted in 2013 following a sophomore season where he started nine games and compiled 30 tackles, 2.0 sacks and a team-high tying 5.0 tackles for loss.
- Participated in 11 games (eight starts) as a freshman in 2011 and tied for third on the team with 56 tackles while adding 5.5 tackles for loss and a forced fumble. His 56 tackles were the fourth-most for a true freshman in Tennessee history ahead of Reggie White's 51 in 1980.

PERSONAL:
- Played at Dwyer High School in Palm Beach Gardens, Fla. and was a *Rivals.com*, *Scout.com* and ESPN four-star prospect.
- Was selected to the 2010 U.S. Air Force All-America squad and earned First Team All-America honors via *MaxPreps.com* during his senior season.

- Was named the *Sun Sentinel's* 2010 Palm Beach County Defensive Player of the Year and garnered Defensive Player of the Year and all-area honors from the *Palm Beach Post.*
- Recorded 65 solo tackles, 17.0 sacks, 9.0 tackles for loss and two forced fumbles as a senior in 2010. Also contributed with 12 receptions for 109 yards and two touchdowns.
- A human resource management major.
- A native of West Palm Beach, Fla.

42 S STEFAN McCLURE

5-11 • 205 • CALIFORNIA
NFL EXP: Rookie
HOW ACQUIRED: FA-2016
BORN: 1/31/93

CAREER TRANSACTIONS:
- Signed by the Colts as an undrafted free agent on May 3, 2016.

COLLEGE:
- Appeared in 37 games (28 starts) over four seasons at Cal and totaled 165 tackles, 7.5 tackles for loss, 1.0 sack, two interceptions, 12 passes defensed and three fumble recoveries, including one returned 45 yards for a touchdown.
- Graduated as the only player in Cal history to serve as a team captain for three seasons.
- Started 13 games in 2015 and totaled 61 tackles, 6.5 tackles for loss, 1.0 sack and one fumble recovery, which he returned for his first career touchdown.
- Received All-Pac-12 honorable mention honors and was named the Joe Roth Award winner given to the player who best exemplifies courage, sportsmanship and attitude.
- In 2014, earned Cal's inaugural Frank Storment Award as the team's outstanding student-athlete and went on to record 50 tackles, 3.5 tackles for loss, one interception, one pass defensed and one fumble recovery.
- As a redshirt sophomore, started the season's first five games and compiled 30 tackles, 1.5 tackles for loss and his first career reception for 11 yards on a fake punt before suffering a season-ending injury against Washington State (10/5).
- Redshirted during his sophomore season due to injury.
- As a true freshman in 2011, played in 11 games (two starts) and recorded 24 tackles, 1.0 tackle for loss, three passes defensed, one fumble recovery and one interception.

PERSONAL:
- Attended Vista (Calif.) High School and lettered in both football and track and field.
- Totaled 111 tackles and five interceptions on defense and 100 receptions for 2,358 yards and 19 touchdowns on offense during his high school career. Was a two-time all-state player on both offense and defense.
- Was invited to play in the U.S. Army All-American Bowl and was on the all-tournament team at the ESPN Rising Stars 7-on-7 event.
- Named the KUSI Silver Pigskin San Diego Player of the Year and garnered Defensive MVP honors for his conference and section as well as being named to the *Long Beach Press-Telegram's* Best in the West, all-county and all-section teams as a senior.
- In track and field, won one section title in the triple jump and took home league crowns as a junior and senior in the triple and long jump events while setting the school record for longest triple jump (49'3").
- Finished 14th in 2009 and 11th in 2010 in the state meet in triple jump.
- Interned with the Cal athletic department and worked as a sideline reporter for the Pac-12 Network.
- Is the son of Alfred McClure and Zina Harris. His stepmom is Trudy McClure. His father ran track for UNLV and his mother played basketball for the school as well.
- Has four sisters, including Tyne (graduate of the University of La Verne), Patricia, Chloe and Carlie.
- Twitter/Instagram: StefanMcClure21
- A sociology major.
- A native of Vista, Calif.

2 WR MeKALE **McKAY**

6-5 • 210 • CINCINNATI
NFL EXP: Rookie
HOW ACQUIRED: FA-2016
BORN: 8/4/93

CAREER TRANSACTIONS:
- Signed by the Colts as an undrafted free agent on May 3, 2016.

COLLEGE:
- Played in 38 games in three seasons (2013-15) at Cincinnati and finished with 87 receptions for 1,717 yards and 17 touchdowns.
- In 2015, appeared in 12 games and caught 27 passes for 507 yards and two touchdowns.
- Played in 13 games in 2014 and registered career highs in receptions (44), receiving yards (725) and receiving touchdowns (eight).
- In his first season with the Bearcats in 2013, caught 16 passes for 485 yards and seven touchdowns.
- In 2012, started 10-of-12 games at Arkansas where he began his collegiate career and totaled 21 receptions for 317 yards and two touchdowns.
- Finished second on the team in receiving yards and tied for fourth on the team in receptions and touchdown catches. Ranked among the best in the SEC among freshmen in total touchdowns (fourth) and receiving yards (fifth).

PERSONAL:
- Attended Moore High School in Louisville, Ky. where he was a standout in football and basketball.
- Ranked as the No. 2 overall prospect in Kentucky and the No. 48 wide receiver in the country by *247Sports.com*. *ESPN.com* tabbed him as a second-team all-state forward in basketball prior to his senior season.
- Named a first-team all-district selection and earned honorable mention all-state accolades after totaling 38 receptions for 894 yards and 13 touchdowns as a senior.
- As a junior, was named a first-team all-district selection after helping lead the Mustangs to their first playoff win since 2001. He was also an all-region performer.
- A native of Louisville, Ky.

49 TE MIKE **MILLER**

6-6 • 255 • TAYLOR
NFL EXP: Rookie
HOW ACQUIRED: FA-2016
BORN: 9/23/91

CAREER TRANSACTIONS:
- Signed by the Colts as an undrafted free agent on May 3, 2016.

COLLEGE:
- Played in 27 games (20 starts) over three seasons at Taylor University in Upland, Ind. after transferring from Santa Monica College in 2013.
- Compiled 80 receptions for 959 yards and seven touchdowns as a wide receiver and added five passing and three rushing touchdowns.
- Notched career highs with 42 receptions for 546 yards and five touchdowns as a senior in 2015.
- In 2014, completed 68-of-160 throws for 568 yards and five touchdowns, rushing for 178 yards on 82 attempts for three touchdowns. Added 18 catches for 236 yards in the receiving game.
- In his first season with the Trojans, tallied 20 receptions for 177 yards and two scores as well as adding two tackles and one interception on the defensive side of the ball.

PERSONAL:
- Attended Valor Christian High School in Highlands

Ranch, Colo., where he played football and basketball (team captain junior and senior seasons).
- Majored in sports management at Taylor University.
- Was adopted as a 1-year-old to Sharon and Bill Miller and has two sisters, Lindsay and Lauren.
- A native of Parker, Colo.

40 CB CHRISTOPHER **MILTON**

5-11 • 190 • GEORGIA TECH
NFL EXP: Rookie
HOW ACQUIRED: FA-2016
BORN: 9/15/92

CAREER TRANSACTIONS:
- Signed by the Colts as an undrafted free agent on May 3, 2016.

COLLEGE:
- Played in 53 games (33 starts) at Georgia Tech and collected 96 tackles (82 solo), 3.0 tackles for loss, one forced fumble, 14 passes defensed and five interceptions (two returned for touchdowns).
- Finished his career with seven blocked kicks. Also recorded four kickoff returns for 44 yards and two punt returns for 39 yards.
- As a redshirt senior in 2015, started all 12 games and tallied 28 tackles (27 solo), one interception, six passes defensed and two blocked kicks. Was the FBS active career leader in blocked kicks during the 2015 season.
- In 2014, started all 14 games and totaled 32 tackles (25 solo), 1.0 tackle for loss, four passes defensed and two interceptions. Returned one interception for a touchdown, blocked one field goal and one PAT. Recorded a career-high eight tackles and an interception in an Orange Bowl win over Mississippi State.
- As a redshirt sophomore in 2013, appeared in all 13 games (six starts) at safety. Finished with 16 tackles (13 solo), 1.0 tackle for loss, two passes defensed, three blocked punts and two interceptions (one returned for a touchdown).
- In 2012, saw action in all 14 games (one start) and totaled 20 tackles (17 solo), two passes defensed and one forced fumble. He was named Georgia Tech's special teams player of the game twice.
- Redshirted as a freshman in 2011 and did not play.

PERSONAL:
- Attended Charlton County High School in Folkston, Ga. and was a four-year letterwinner.
- Rated as 19th-best prospect in the state by the *Atlanta Journal-Constitution*.
- Played quarterback and running back as a senior and rushed for 975 yards.
- As a junior, threw for 2,600 yards and rushed for 1,100 yards while completing 57 percent of his pass attempts.
- Named an all-state choice in 2009 and 2010.
- Was chosen to play in the GACA North-South All-Star Game.
- Helped lead Charlton County to regional titles in 2007, 2008 and 2009.
- Related to former NFL player, Tashard Choice, who played six seasons (2008-2013) in the league.
- A business administration major.
- A native of Folkston, Ga.

61 G ADAM **REDMOND**

6-6 • 290 • HARVARD
NFL EXP: Rookie
HOW ACQUIRED: FA-2016
BORN: 5/19/93

CAREER TRANSACTIONS:
- Signed by the Colts as an undrafted free agent on May 3, 2016.

COLLEGE:
- Played in 31 games at Harvard and was the co-recipient of Harvard's William Paine LaCroix Trophy

in 2015. Was also named to the CoSIDA Academic All-District first-team and was selected to the All-Ivy League first-team that season.
- Helped Harvard achieve a 9-1 record in 2015, competing in all 10 games. Blocked for an offense that averaged 474.2 yards per game and 36.4 points per game as the Crimson earned a co-Ivy League Championship.
- Competed in all 10 games in 2014 and assisted Harvard in compiling an undefeated season and an Ivy League Championship. Earned All-Ivy League honorable mention accolades.
- Was part of an offensive line in 2014 that provided rushing lanes for Harvard to average 230.5 rushing yards per game and 461.4 net yards per contest.
- Participated in nine games in 2013.
- Did not see action in 2012 and competed in two games in 2011.

PERSONAL:
- Attended Walsh Jesuit High School in Cuyahoga Falls, Ohio and was a two-year starter at offensive lineman and long snapper.
- Was the team's MVP as a senior and the team's Offensive Lineman of the Year.
- Was a two-time Division Two All-District choice and an Akron Touchdown Club All-Star.
- Was selected to play in the North-South All-Ohio Football game.
- A sociology major.
- A native of Strongsville, Ohio.

3 WR CHESTER **ROGERS**

6-1 • 180 • GRAMBLING STATE
NFL EXP: Rookie
HOW ACQUIRED: FA-2016
BORN: 1/12/94

CAREER TRANSACTIONS:
- Signed by the Colts as an undrafted free agent on May 3, 2016.

COLLEGE:
- Played in 40 games at Grambling State and finished with 155 receptions for 2,257 yards and 17 touchdowns. Also had seven carries for 72 yards, two kickoff returns for 61 yards and eight punt returns for 70 yards and one touchdown.
- As a senior in 2015, saw action in 12 games and finished second on the team with 48 receptions for 732 yards and a single-season career-high eight touchdowns. Also registered four punt returns for 70 yards and one touchdown.
- In 2014, played in 12 games and led the team in receiving for the second consecutive season after catching a single-season career-high 53 passes for 712 yards and four touchdowns.
- As a sophomore in 2013, appeared in 11 games and led the team in receiving after totaling 48 receptions for a single-season career-high 735 yards and five touchdowns.
- Saw action in five games as a freshman in 2012 and caught six passes for 78 yards.

PERSONAL:
- Attended Lee High School in Huntsville, Ala.
- A native of Huntsville, Ala.

35 CB WINSTON **ROSE**

6-0 • 180 • NEW MEXICO STATE
NFL EXP: Rookie
HOW ACQUIRED: FA-2016
BORN: 11/29/93

CAREER TRANSACTIONS:
- Signed by the Colts as a free agent on May 18, 2016.

COLLEGE:
- Spent three seasons at New Mexico State where he appeared in 25 games (14 starts) and totaled 105 tackles (79 solo), 3.0 tackles for loss, 13 passes defensed, five interceptions and one fumble recovery.
- In 2015, appeared in 11 games (seven starts) and tallied 51 tackles (38 solo), 2.0 tackles for loss and six passes defensed.
- Appeared in 12 games (seven starts) in 2014 and earned 46 tackles (37 solo), 1.0 tackle for loss, seven passes defensed, five interceptions and one fumble recovery. Was an All-Sun Belt honorable mention selection.
- In his first season with New Mexico State, played in two games and registered eight tackles (four solo) before suffering an injury.
- Prior to New Mexico State, played for two seasons (2011-12) at Los Angeles Valley College and collected three interceptions (two returned for touchdowns) and one fumble recovery.
- Was named a First Team All-Conference choice in 2012 and a Second Team All-Conference selection in 2011.

PERSONAL:
- Attended St. Genevieve High School in Los Angeles where he played wide receiver and defensive back and was named an all-league first-team choice as a junior and senior.
- Majored in individualized studies at New Mexico State.
- A native of Inglewood, Calif.

65 DE DELVON **SIMMONS**

6-5 • 295 • USC
NFL EXP: Rookie
HOW ACQUIRED: FA-2016
BORN: 11/30/92

CAREER TRANSACTIONS:
- Signed by the Colts as an undrafted free agent on May 3, 2016.

COLLEGE:
- Played in 27 games (24 starts) in three seasons at USC, notching 101 tackles, 13.0 tackles for loss, 5.0 sacks, three passes defensed, two blocked field goals, two forced fumbles and one fumble recovery.
- As a senior in 2015, started all 14 games and recorded 57 tackles, 10.5 tackles for loss, 4.0 sacks, two forced fumbles, two passes defensed and one blocked field goal.
- Was selected to The Associated Press All-Pac-12 first-team and also won USC's Defensive Lineman of the Year Award.
- In 2014, played in all 13 games (10 starts) and posted 44 tackles, 2.5 tackles for loss, 1.0 sack, one fumble recovery, one pass defensed and one blocked field goal.
- Sat out his first season as a Trojan in 2013 after transferring from Texas Tech.
- In two seasons at Texas Tech, played in 23 games (13 starts), notching 40 tackles, 7.5 tackles for loss, 3.0 sacks and two passes defensed.
- In 2012, started all 13 games, tallying 27 tackles, 6.0 tackles for loss, 2.0 sacks and two passes defensed.
- Appeared in 10 games as a backup his initial collegiate season in 2011, posting 13 tackles, 1.5 tackles for loss and 1.0 sack.

PERSONAL:
- Attended McKeesport (Pa.) High School where he was a standout on the offensive and defensive line.
- Was a *SuperPrep* All-America selection, U.S. Army All-America choice and ranked as the No. 80 recruit in the nation by *Rivals.com*.
- Registered 2.0 sacks and a fumble recovery in the U.S. Army All-American Bowl.
- Had 57 tackles, 11.0 tackles for loss and 1.0 sack in 2010 en route to earing first-team all-state honors.
- Majored in sociology at USC.
- A native of McKeesport, Pa.



5 WR TEVAUN **SMITH**

6-2 • 205 • IOWA
NFL EXP: Rookie
HOW ACQUIRED: FA-2016
BORN: 1/30/93

CAREER TRANSACTIONS:
- Signed by the Colts as an undrafted free agent on May 3, 2016.

COLLEGE:
- Played in 47 games (24 starts) at Iowa and tallied 102 catches for 1,500 yards (14.7 avg.) and seven touchdowns.
- Saw action in 12 games (10 starts) as a senior in 2015, finishing second on the team in receiving yards (563) and third in receptions (32). Also had three touchdowns.
- Led the team with five catches for 110 yards in the Big Ten Championship game against Michigan State. Recorded a career-long 85-yard touchdown catch late in the fourth quarter to give the Hawkeyes a 13-9 lead.
- Received Honorable Mention All-Big Ten honors from the league's coaches after playing in 13 games (eight starts) as a junior in 2014, finishing the year with 43 catches for 596 yards and three touchdowns.
- Played in 13 games (six starts) and posted 24 catches for 310 yards and one touchdown during his sophomore season in 2013.
- Played in nine games as a true freshman, recording three catches for 31 yards.
- Also posted 13 tackles on special teams and was named the team's special teams MVP.

PERSONAL:
- Attended Kent (Conn.) High School and was named a First Team All-New England selection and a first-team all-conference choice as a senior after recording 16 catches for 241 yards and five touchdowns. Also totaled 58 rushes for 555 yards with six touchdowns and completed 17-of-42 pass attempts for 213 yards and two scores.
- Notched 19 tackles on defense with two interceptions, five passes defensive, one fumble recovery and one blocked kick.
- Also played basketball.
- Majored in sports studies interest at Iowa.
- Was one of two players from Canada on the Hawkeyes roster.
- A native of Toronto, Ontario.

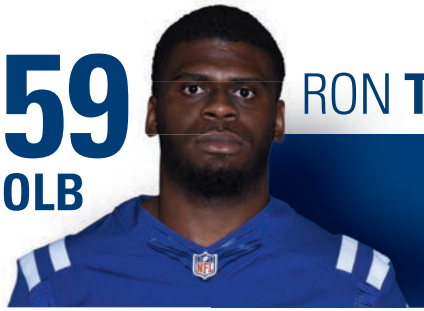

59 OLB RON **THOMPSON**

6-4 • 268 • SYRACUSE
NFL EXP: Rookie
HOW ACQUIRED: FA-2016
BORN: 8/2/93

CAREER TRANSACTIONS:
- Signed by the Colts as an undrafted free agent on May 3, 2016.

COLLEGE:
- In three seasons at Syracuse, saw action in 37 games (24 starts) and totaled 87 tackles (58 solo),

12.0 sacks, 21.0 tackles for loss, six forced fumbles and one fumble recovery. Moved to defensive end from tight end following 2013 spring practice.
- Was named an All-ACC third-team choice in 2015 and tied Orange defensive linemen with 35 tackles (30 solo) while adding 9.5 tackles for loss. Led the team and tied for ninth in the ACC with 7.0 sacks and tied for the conference lead with four forced fumbles.
- Started all 12 games as a sophomore in 2014 and tallied 32 tackles, 7.0 tackles for loss, 3.0 sacks and two forced fumbles.
- Competed in all 13 contests as a freshman in 2013 and registered 20 tackles, 4.5 tackles for loss and 2.0 sacks.

PERSONAL:
- Attended Southfield (Mich.) High School and was a 2011 *Scout.com* four-star tight end. Was also rated the 13th-best tight end prospect in the country.
- Was a 2011 *PrepStar* All-Midwest Region selection and the *Detroit News* No. 9 Blue Chip recruit.
- Caught 67 passes for 809 yards on offense and had 98 tackles and 6.0 sacks on defense as a senior.
- Was a team captain as a junior and senior and also played basketball in high school.
- A native of Detroit.

37 CB

DARIUS **WHITE**

6-0 • 180 • CALIFORNIA
NFL EXP: Rookie
HOW ACQUIRED: FA-2016
BORN: 12/12/93

CAREER TRANSACTIONS:
- Signed by the Colts as an undrafted free agent on May 3, 2016.

COLLEGE:
- Played two seasons at Cal appearing in 23 games (17 starts) totaling 87 tackles (53 solo), 2.0 tackles for loss, four interceptions, 15 passes defensed, one forced fumble and one fumble recovery after transferring from Itawamba Community College where he spent his first two seasons of eligibility.
- In 2015, White started all 13 games and totaled 59 tackles (39 solo), 2.0 tackles for loss, 11 passes defensed, three interceptions, one forced fumble and one fumble recovery.
- Was named an All-Pac-12 fourth-team preseason selection by Phil Steele and ranked eighth in the conference in both interceptions per game (0.23) and passes defensed per game (0.85) as a senior in 2015.
- Was named the Pac-12 Defensive player of the week by *College Sports Madness* for a 2015 performance against Washington
- Saw action in 10 games (four starts), including two starts at the wide receiver position in his first season with the Golden Bears and tallied 28 tackles (14 solo), three passes defensed and one interception.
- During his two seasons with Itawamba Community College, notched 79 tackles, 3.0 tackles for loss, 16 passes defensed and six interceptions and was named an MACJC All-State choice as a sophomore in 2013.
- Was the nation's top cornerback according to *JCGridiron.com* while being ranked No. 7 by ESPN and No. 13 by *247Sports*.

PERSONAL:
- Attended Grenada (Miss.) High School where he was named the school's MVP as a senior after tallying 22 tackles, seven passes defensed and one fumble recovery on defense as well as 44 receptions for 1,180 yards and seven touchdowns on offense.
- Totaled 581 kickoff return yards with a long return of 91 yards and 118 punt return yards.
- Finished his prep career with 13 total touchdowns.
- Had 35 tackles, 11 passes defensed and one interception on defense and added 24 catches for 466 yards and three touchdowns on offense to help lead his team to the Class 6A playoffs as a junior.
- A sociology major at California.
- Is the son of Martha White.
- A native of Grenada, Miss.

46 FRANKIE **WILLIAMS**

CB

5-9 • 190 • PURDUE
NFL EXP: Rookie
HOW ACQUIRED: FA-2016
BORN: 3/28/93

CAREER TRANSACTIONS:
- Signed by the Colts as an undrafted free agent on May 7, 2016.

COLLEGE:
- Played four seasons at Purdue where he appeared in 48 games (38 starts) and totaled 227 tackles (163 solo), 5.5 tackles for loss, 1.5 sacks, 36 passes defensed, 10 interceptions (one returned for a touchdown), one forced fumble and two fumble recoveries.
- As a redshirt senior in 2015, appeared in 12 games (11 starts) and compiled 47 tackles (30 solo), 1.0 tackle for loss, half a sack, one forced fumble, one fumble recovery, 10 passes defensed and three interceptions.
- In 2014, started all 11 games he played and earned 74 tackles (51 solo), 1.5 tackles for loss, 1.0 sack, one fumble recovery, 10 passes defensed and three interceptions (one returned for a touchdown).
- Saw action in all 12 games (11 starts) in 2013 and finished with 61 tackles (46 solo), 2.0 tackles for loss, two interceptions and five passes defensed.
- In 2012, participated in all 13 games (five starts) and registered 45 tackles (36 solo), 1.0 tackle for loss, two interceptions and 11 passes defensed.
- Redshirted as a freshman in 2011.

PERSONAL:
- Attended Robinson High School in Tampa, Fla. where he set a school record with nine return touchdowns (kickoff and punt return) that was previously held by current Buffalo Bill Javier Arenas.
- Totaled 128 tackles, 1.0 sack and six interceptions (one returned for a touchdown) on defense and rushed 32 times for 301 yards and five touchdowns on the ground along with 82 receptions for 1,422 yards and 18 receiving touchdowns on offense in his three seasons with Robinson.
- Ranked as the No. 37 athlete in the nation by *Rivals.com*.
- A native of Tampa, Fla.

36 ANDREW **WILLIAMSON**

S

6-1 • 212 • VANDERBILT
NFL EXP: Rookie
HOW ACQUIRED: FA-2016
BORN: 11/18/92

CAREER TRANSACTIONS:
- Signed by the Colts as an undrafted free agent on May 3, 2016.

COLLEGE:
- Played four seasons at Vanderbilt where he appeared in 47 games (19 starts) and totaled 135 tackles (85 solo), 1.0 sack, 6.0 tackles for loss, eight passes defensed, one forced fumble, two fumble recoveries and one interception.
- As a redshirt senior in 2015, started 10 games and compiled 41 tackles (28 solo), one forced fumble, one fumble recovery and four passes defensed.
- In 2014, appeared in 12 games (nine starts) and earned 54 tackles (32 solo), 4.0 tackles for loss, three passes defensed and one quarterback hurry.
- Saw action in 12 games serving as the team's top reserve safety and finished with 20 tackles (11 solo), 1.0 tackle for loss, two interceptions and two fumble recoveries as a redshirt sophomore in 2013.
- In 2012, participated in all 13 games as a backup safety and registered 20 tackles (14 solo) and one blocked kick.
- Redshirted as a freshman in 2011.

PERSONAL:
- Attended John Paul Stevens High School in San Antonio, Texas where he was a senior captain of the football squad and amassed 168 total tackles, four forced fumbles and one interception as a senior to help lead the team to the 5A-D1 states semifinals with an 11-5 record.
- Was an all-state honorable mention and all-district first-team selection as a senior as well as being named to the *San Antonio Express News* All-City team.
- An economics major at Vanderbilt.
- Born in Germany to Rickie and Brenda Williamson who are both federal employees with the U.S. Army and U.S. Air Force, respectively.

9 QB

JOSH **WOODRUM**

6-3 • 225 • LIBERTY
NFL EXP: Rookie
HOW ACQUIRED: W-2016 (NYG)
BORN: 11/7/92

CAREER TRANSACTIONS:
- Claimed off waivers (New York Giants) by the Colts on May 10, 2016.
- Waived by the Giants on May 9, 2016.
- Signed as an undrafted free agent by the Giants on May 6, 2016.

COLLEGE:
- Played four seasons at Liberty finishing as the program's all-time career leader in passing yards (10,266) and total offensive yards (10,690), second in touchdown passes (59) and career completion percentage (63.9) and third in rushing touchdowns by a quarterback (16) having played in 46 games (44 starts).
- As a senior, garnered Second Team All-Big South honors for the third consecutive year after starting all 11 games and completing 242-of-390 passes for 2,772 yards, 12 touchdowns and four interceptions.
- Started all 12 games he appeared in and completed 210-of-339 passes for 2,947 passing yards, 19 touchdowns and 10 interceptions and rushed for 254 yards and nine touchdowns earning an All-Big South second-team selection for the second time after his junior season.
- Named Big South Offensive Player of the Week three times, was a CFPA Weekly Quarterback Award honorable mention selection twice and received VaSID all-state second-team honors as a junior.
- As a sophomore in 2013, completed 198-of-308 passes for a conference-leading 2,581 passing yards and 19 touchdowns. He also rushed for 154 yards and five touchdowns en route to being named Second Team All-Big South and a *College Sporting News* National All-Star.
- Named Big South Freshman of the Year and VaSID Offensive Rookie of the Year after appearing in 11 games (nine starts) and completing 183-of-267 throws for 1,966 yards and 11 touchdowns as a redshirt freshman.
- In 2011, redshirted during his freshman season and was named to the Presidential Honor Roll.

PERSONAL:
- Attended Cave Spring High School in Roanoke, Va. and finished his prep career with 6,515 total offensive yards (5,303 passing and 1,212 rushing) and 62 total touchdowns (41 passing and 21 rushing).
- Earned all-district honors twice and ranked No. 36 in the *Roanoke Times* Top 100 high school recruits in Virginia.
- Majored in exercise science and is working on his masters of arts in executive leadership.
- A native of Roanoke, Va.

2016 INDIANAPOLIS COLTS ALPHABETICAL ROSTER

NO	NAME	POS	HT	WT	DOB	AGE	EXP	COLLEGE	HOMETOWN	HOW ACQ.
29	Adams, Mike	S	5-11	205	3/24/1981	35	13	Delaware	Paterson, NJ	FA-14
83	Allen, Dwayne	TE	6-3	265	2/24/1990	26	5	Clemson	Fayetteville, NC	D3-12
96	Anderson, Henry	DT	6-6	300	8/3/1991	24	2	Stanford	Atlanta, GA	D3-15
6	Anthrop, Daniel	WR	6-0	193	5/29/1993	23	R	Purdue	West Lafayette, IN	FA-16
67	Bailey, Sterling	DE	6-3	296	9/13/1992	23	R	Georgia	Gainesville, GA	FA-16
50	Bates, Trevor	OLB	6-2	247	8/28/1993	22	R	Maine	Westbrook, ME	D7-16
63	Blythe, Austin	C	6-3	298	6/16/1992	24	R	Iowa	Williamsburg, IA	D7-16
17	Boyce, Josh	WR	5-11	205	5/6/1991	25	2	TCU	Copperas Cove, TX	FA-16
11	Bray, Quan	WR	5-10	186	4/28/1993	23	2	Auburn	LaGrange, GA	FA-15
31	Brown, Jalil	CB	6-1	210	10/14/1987	28	6	Colorado	Phoenix, AZ	FA-14
20	Butler, Darius	CB	5-10	188	3/18/1986	30	8	Connecticut	Tamarac, FL	FA-12
60	Cage, Isiah	G	6-5	312	8/26/1993	22	R	Wisconsin-Eau Claire	Chicago, IL	FA-16
74	Castonzo, Anthony	T	6-7	311	8/9/1988	27	6	Boston College	Hawthorn Woods, IL	D1-11
62	Clark, Le'Raven	T	6-5	319	4/22/1993	23	R	Texas Tech	Rockdale, TX	D3-16
58	Cole, Trent	OLB	6-3	270	10/5/1982	33	12	Cincinnati	Xenia, OH	FA-15
34	Davie, Daniel	CB	6-1	190	8/4/1993	22	R	Nebraska	Beatrice, NE	FA-16
21	Davis, Vontae	CB	5-11	207	5/27/1988	28	8	Illinois	Washington, DC	T-12 (MIA)
15	Dorsett, Phillip	WR	5-10	185	1/5/1993	23	2	Miami (FL)	Ft. Lauderdale, FL	D1-15
84	Doyle, Jack	TE	6-6	267	5/5/1990	26	4	Western Kentucky	Indianapolis, IN	W-13 (TEN)
34	Ferguson, Josh	RB	5-10	200	5/23/1993	23	R	Illinois	Naperville, IL	FA-16
26	Geathers, Clayton	S	6-2	220	6/1/1992	24	2	Central Florida	Georgetown, SC	D4-15
39	Glover-Wright, Tay	CB	6-0	180	6/28/1992	23	1	Utah State	Mableton, GA	FA-15
71	Good, Denzelle	T	6-5	355	3/8/1991	25	2	Mars Hill	Gaffney, SC	D7-15
23	Gore, Frank	RB	5-9	217	5/14/1983	33	12	Miami (FL)	Coral Gables, FL	UFA-15 (SF)
66	Graf, Kevin	T	6-6	309	6/17/1991	25	1	USC	Agoura Hills, CA	FA-16
32	Green, T.J.	S	6-3	205	3/15/1995	21	R	Clemson	Sylacauga, AL	D2-16
85	Griswold, Darion	TE	6-5	264	12/23/1992	23	R	Arkansas State	Dumas, AR	FA-16
27	Guy, Winston	S	6-1	220	4/23/1990	26	4	Kentucky	Lexington, KY	FA-14
73	Haeg, Joe	T	6-6	304	3/11/1993	23	R	North Dakota State	Lake Shore, MN	D5-16
72	Harrison, Jonotthan	C	6-4	300	8/25/1991	24	3	Florida	Groveland, FL	FA-14
49	Herrera, Amarlo	ILB	6-1	249	9/20/1991	24	1	Georgia	College Park, GA	D6-15
13	Hilton, T.Y.	WR	5-9	180	11/14/1989	26	5	Florida International	Miami, FL	D3-12
56	Irving, Nate	ILB	6-1	253	7/12/1988	27	6	North Carolina State	Teachey, NC	UFA-15 (DEN)
52	Jackson, D'Qwell	ILB	6-0	242	9/26/1983	32	11	Maryland	Largo, FL	FA-14
53	Jackson, Edwin	ILB	6-0	230	12/19/1991	24	1	Georgia Southern	Atlanta, GA	FA-15
97	Jones, Arthur	DT	6-3	320	6/3/1986	30	7	Syracuse	Rochester, NY	UFA-14 (BAL)
78	Kelly, Ryan	C	6-4	313	5/30/1993	23	R	Alabama	West Chester, OH	D1-16
94	Kerr, Zach	NT	6-2	334	8/29/1990	25	3	Delaware	Gaithersburg, MD	FA-14
90	Langford, Kendall	DE	6-6	305	1/27/1986	30	9	Hampton	Petersburg, VA	FA-15
8	Leak, Marcus	WR	6-0	210	11/19/1992	23	R	Maryland	Charlotte, NC	FA-16
12	Luck, Andrew	QB	6-4	240	9/12/1989	26	5	Stanford	Houston, TX	D1-12
68	Lumpkin, Ricky	DT	6-3	300	9/7/1988	27	1	Kentucky	Mount Holly, NJ	FA-16
92	Maggitt, Curt	OLB	6-3	250	2/4/1993	23	R	Tennessee	Palm Beach, FL	FA-16
98	Mathis, Robert	OLB	6-2	245	2/26/1981	35	14	Alabama A&M	Atlanta, GA	D5-03
1	McAfee, Pat	P	6-1	233	5/2/1987	29	8	West Virginia	Plum, PA	D7-09
42	McClure, Stefan	S	5-11	205	1/31/1993	23	R	California	Vista, CA	FA-16
80	McFarland, Mike	TE	6-6	262	11/15/1991	24	1	South Florida	Tampa, FL	FA-16
99	McGill, T.Y.	DT	6-0	310	11/23/1992	23	2	North Carolina State	Jesup, GA	W-15 (SEA)
2	McKay, MeKale	WR	6-5	210	8/4/1993	22	R	Cincinnati	Louisville, KY	FA-16
57	McNary, Josh	ILB	6-0	251	4/10/1988	28	3	Army	Houston, TX	FA-13
75	Mewhort, Jack	T/G	6-6	312	8/30/1991	24	3	Ohio State	Toledo, OH	D2-14
49	Miller, Mike	TE	6-6	255	9/23/1991	24	R	Taylor	Parker, CO	FA-16
40	Milton, Christopher	CB	5-11	190	9/15/1992	23	R	Georgia Tech	Folkston, GA	FA-16
43	Mitchel, Tevin	CB	6-0	190	8/3/1992	23	2	Arkansas	Mansfield, TX	W-15 (WAS)
10	Moncrief, Donte	WR	6-2	222	8/6/1993	22	3	Mississippi	Raleigh, MS	D3-14
51	Moore, Sio	ILB	6-1	245	5/2/1990	26	4	Connecticut	Cary, NC	T-15 (OAK)
7	Morris, Stephen	QB	6-2	218	8/27/1992	23	1	Miami (FL)	Miami, FL	FA-15
44	Morrison, Antonio	ILB	6-1	235	12/6/1994	21	R	Florida	Bellwood, IL	D4-16
65	O'Brien, Kitt	G	6-5	325	4/29/1990	26	1	Ball State	Denver, CO	FA-15
95	Okine, Earl	OLB	6-6	290	1/4/1990	26	1	Florida	Gainesville, FL	FA-15
45	Overton, Matt	LS	6-1	243	7/6/1985	30	5	Western Washington	Tracy, CA	FA-12
54	Parry, David	DT	6-2	310	3/7/1992	24	2	Stanford	Marion, IA	D5-15
64	Quarles, Kelcy	DT	6-4	310	1/23/1992	24	2	South Carolina	Hodges, SC	FA-15
61	Redmond, Adam	G	6-6	290	5/19/1993	23	R	Harvard	Strongsville, OH	FA-16
76	Reitz, Joe	T/G	6-7	325	8/24/1985	30	6	Western Michigan	Fishers, IN	FA-10
91	Ridgeway, Hassan	DT	6-3	317	11/2/1994	21	R	Texas	Mansfield, TX	D4-16
25	Robinson, Patrick	CB	5-11	191	9/7/1987	28	7	Florida State	Miami, FL	UFA-16 (SD)
3	Rogers, Chester	WR	6-1	180	1/12/1994	22	R	Grambling State	Huntsville, AL	FA-16
35	Rose, Winston	CB	6-0	180	11/29/1993	22	R	New Mexico State	Inglewood, CA	FA-16
65	Simmons, Delvon	DE	6-5	295	11/30/1992	23	R	USC	McKeesport, PA	FA-16
30	Smith, D'Joun	CB	5-11	193	9/23/1992	23	2	Florida Atlantic	Miami, FL	D3-15
5	Smith, Tevaun	WR	6-2	205	1/30/1993	23	R	Iowa	Toronto, Ontario	FA-16
41	Southward, Dezmen	S	6-2	210	10/1/1991	24	2	Wisconsin	Sunrise, FL	FA-15
14	Stangby, Josh	WR	5-10	185	9/24/1990	25	1	Ottawa (KS)	North Hollywood, CA	FA-15
86	Swoope, Erik	TE	6-5	257	5/8/1992	24	1	Miami (FL)	Lake Elsinore, CA	FA-14
48	Sylvestre, Junior	ILB	6-0	242	12/27/1991	24	2	Toledo	Hollywood, FL	FA-15
59	Thompson, Ron	OLB	6-4	268	8/2/1993	22	R	Syracuse	Southfield, MI	FA-16
69	Thornton, Hugh	G	6-3	320	6/28/1991	24	4	Illinois	Oberlin, OH	D3-13
28	Todman, Jordan	RB	5-10	200	2/24/1990	26	4	Connecticut	North Dartmouth, MA	UFA-16 (PIT)
16	Tolzien, Scott	QB	6-2	213	9/4/1987	28	6	Wisconsin	Rolling Meadows, IL	UFA-16 (GB)
33	Turbin, Robert	RB	5-10	225	12/2/1989	26	5	Utah State	Fremont, CA	UFA-16 (DAL)
81	Tyms, Brian	WR	6-3	205	2/21/1989	27	4	Florida A&M	Fort Lauderdale, FL	FA-16
79	Van Dyk, Mitchell	T	6-7	299	1/2/1991	25	2	Portland State	Paso Robles, CA	FA-16
38	Varga, Tyler	RB	5-11	225	9/24/1993	22	2	Yale	Kitchener, Ontario	FA-15
4	Vinatieri, Adam	K	6-0	206	12/28/1972	43	21	South Dakota State	Rapid City, SD	UFA-06 (NE)
67	Vujnovich, Jeremy	T	6-5	300	10/12/1990	25	1	Louisiana College	Belle Chasse, LA	FA-16
93	Walden, Erik	OLB	6-2	250	8/21/1985	30	9	Middle Tennessee St.	Dublin, GA	UFA-13 (GB)
37	White, Darius	CB	6-0	180	12/12/1993	22	R	California	Grenada, MS	FA-16
46	Williams, Frankie	CB	5-9	190	3/28/1993	23	R	Purdue	Tampa, FL	FA-16
40	Williams, Trey	RB	5-7	200	12/11/1992	23	2	Texas A&M	Spring, TX	FA-15
36	Williamson, Andrew	S	6-1	212	11/18/1992	23	R	Vanderbilt	San Antonio, TX	FA-16
9	Woodrum, Josh	QB	6-3	225	11/7/1992	23	R	Liberty	Roanoke, VA	W-16 (NYG)

2016 INDIANAPOLIS COLTS NUMERICAL ROSTER

NO	NAME	POS	HT	WT	DOB	AGE	EXP	COLLEGE	HOMETOWN	HOW ACQ.
1	Pat McAfee	P	6-1	233	5/2/1987	29	8	West Virginia	Plum, PA	D7-09
2	MeKale McKay	WR	6-5	210	8/4/1993	22	R	Cincinnati	Louisville, KY	FA-16
3	Chester Rogers	WR	6-1	180	1/12/1994	22	R	Grambling State	Huntsville, AL	FA-16
4	Adam Vinatieri	K	6-0	206	12/28/1972	43	21	South Dakota State	Rapid City, SD	UFA-06 (NE)
5	Tevaun Smith	WR	6-2	205	1/30/1993	23	R	Iowa	Toronto, Ontario	FA-16
6	Daniel Anthrop	WR	6-0	193	5/29/1993	23	R	Purdue	West Lafayette, IN	FA-16
7	Stephen Morris	QB	6-2	218	8/27/1992	23	1	Miami (FL)	Miami, FL	FA-15
8	Marcus Leak	WR	6-0	210	11/19/1992	23	R	Maryland	Charlotte, NC	FA-16
9	Josh Woodrum	QB	6-3	225	11/7/1992	23	R	Liberty	Roanoke, VA	W-16 (NYG)
10	Donte Moncrief	WR	6-2	222	8/6/1993	22	3	Mississippi	Raleigh, MS	D3-14
11	Quan Bray	WR	5-10	186	4/28/1993	23	2	Auburn	LaGrange, GA	FA-15
12	Andrew Luck	QB	6-4	240	9/12/1989	26	5	Stanford	Houston, TX	D1-12
13	T.Y. Hilton	WR	5-9	180	11/14/1989	26	5	Florida International	Miami, FL	D3-12
14	Josh Stangby	WR	5-10	185	9/24/1990	25	1	Ottawa (KS)	North Hollywood, CA	FA-15
15	Phillip Dorsett	WR	5-10	185	1/5/1993	23	2	Miami (FL)	Ft. Lauderdale, FL	D1-15
16	Scott Tolzien	QB	6-2	213	9/4/1987	28	6	Wisconsin	Rolling Meadows, IL	UFA-16 (GB)
17	Josh Boyce	WR	5-11	205	5/6/1991	25	2	TCU	Copperas Cove, TX	FA-16
20	Darius Butler	CB	5-10	188	3/18/1986	30	8	Connecticut	Tamarac, FL	FA-12
21	Vontae Davis	CB	5-11	207	5/27/1988	28	8	Illinois	Washington, DC	T-12 (MIA)
23	Frank Gore	RB	5-9	217	5/14/1983	33	12	Miami (FL)	Coral Gables, FL	FA-15
25	Patrick Robinson	CB	5-11	191	9/7/1987	28	7	Florida State	Miami, FL	UFA-16 (SD)
26	Clayton Geathers	S	6-2	220	6/1/1992	24	2	Central Florida	Georgetown, SC	D4-15
27	Winston Guy	S	6-1	220	4/23/1990	26	4	Kentucky	Lexington, KY	FA-14
28	Jordan Todman	RB	5-10	200	2/24/1990	26	4	Connecticut	North Dartmouth, MA	UFA-16 (PIT)
29	Mike Adams	S	5-11	205	3/24/1981	35	13	Delaware	Paterson, NJ	FA-14
30	D'Joun Smith	CB	5-11	193	9/23/1992	23	2	Florida Atlantic	Miami, FL	D3-15
31	Jalil Brown	CB	6-1	210	10/14/1987	28	6	Colorado	Phoenix, AZ	FA-14
32	T.J. Green	S	6-3	205	3/15/1995	21	R	Clemson	Sylacauga, AL	D2-16
33	Robert Turbin	RB	5-10	225	12/2/1989	26	5	Utah State	Fremont, CA	UFA-16 (DAL)
34	Daniel Davie	CB	6-1	190	8/4/1993	22	R	Nebraska	Beatrice, NE	FA-16
34	Josh Ferguson	RB	5-10	200	5/23/1993	23	R	Illinois	Naperville, IL	FA-16
35	Winston Rose	CB	6-0	180	11/29/1993	22	R	New Mexico State	Inglewood, CA	FA-16
36	Andrew Williamson	S	6-1	212	11/18/1992	23	R	Vanderbilt	San Antonio, TX	FA-16
37	Darius White	CB	6-0	180	12/12/1993	22	R	California	Grenada, MS	FA-16
38	Tyler Varga	RB	5-11	225	9/24/1993	22	2	Yale	Kitchener, Ontario	FA-15
39	Tay Glover-Wright	CB	6-0	180	6/28/1992	23	1	Utah State	Mableton, GA	FA-15
40	Christopher Milton	CB	5-11	190	9/15/1992	23	R	Georgia Tech	Folkston, GA	FA-16
40	Trey Williams	RB	5-7	200	12/11/1992	23	2	Texas A&M	Spring, TX	FA-15
41	Dezmen Southward	S	6-2	210	10/1/1991	24	2	Wisconsin	Sunrise, FL	FA-15
42	Stefan McClure	S	5-11	205	1/31/1993	23	R	California	Vista, CA	FA-16
43	Tevin Mitchel	CB	6-0	190	8/3/1992	23	2	Arkansas	Mansfield, TX	W-15 (WAS)
44	Antonio Morrison	ILB	6-1	235	12/6/1994	21	R	Florida	Bellwood, IL	D4-16
45	Matt Overton	LS	6-1	243	7/6/1985	30	5	Western Washington	Tracy, CA	FA-12
46	Frankie Williams	CB	5-9	190	3/28/1993	23	R	Purdue	Tampa, FL	FA-16
48	Junior Sylvestre	ILB	6-0	242	12/27/1991	24	2	Toledo	Hollywood, FL	FA-15
49	Amarlo Herrera	ILB	6-1	249	9/20/1991	24	1	Georgia	College Park, GA	D6-15
49	Mike Miller	TE	6-6	255	9/23/1991	24	R	Taylor	Parker, CO	FA-16
50	Trevor Bates	OLB	6-2	247	8/28/1993	22	R	Maine	Westbrook, ME	D7-16
51	Sio Moore	ILB	6-1	245	5/2/1990	26	4	Connecticut	Cary, NC	T-15 (OAK)
52	D'Qwell Jackson	ILB	6-0	242	9/26/1983	32	11	Maryland	Largo, FL	FA-14
53	Edwin Jackson	ILB	6-0	230	12/19/1991	24	1	Georgia Southern	Atlanta, GA	FA-15
54	David Parry	DT	6-2	310	3/7/1992	24	2	Stanford	Marion, IA	D5-15
56	Nate Irving	ILB	6-1	253	7/12/1988	27	6	North Carolina State	Teachey, NC	UFA-15 (DEN)
57	Josh McNary	ILB	6-0	251	4/10/1988	28	3	Army	Houston, TX	FA-13
58	Trent Cole	OLB	6-3	270	10/5/1982	33	12	Cincinnati	Xenia, OH	FA-15
59	Ron Thompson	OLB	6-4	268	8/2/1993	22	R	Syracuse	Southfield, MI	FA-16
60	Isiah Cage	G	6-5	312	8/26/1993	22	R	Wisconsin-Eau Claire	Chicago, IL	FA-16
61	Adam Redmond	G	6-6	290	5/19/1993	23	R	Harvard	Strongsville, OH	FA-16
62	Le'Raven Clark	T	6-5	319	4/22/1993	23	R	Texas Tech	Rockdale, TX	D3-16
63	Austin Blythe	C	6-3	298	6/16/1992	24	R	Iowa	Williamsburg, IA	D7-16
64	Kelcy Quarles	DT	6-4	310	1/23/1992	24	2	South Carolina	Hodges, SC	FA-15
65	Kitt O'Brien	G	6-5	325	4/29/1990	26	1	Ball State	Denver, CO	FA-15
65	Delvon Simmons	DE	6-5	295	11/30/1992	23	R	USC	McKeesport, PA	FA-16
66	Kevin Graf	T	6-6	309	6/17/1991	25	1	USC	Agoura Hills, CA	FA-16
67	Sterling Bailey	DE	6-3	296	9/13/1992	23	R	Georgia	Gainesville, GA	FA-16
67	Jeremy Vujnovich	T	6-5	300	10/12/1990	25	1	Louisiana College	Belle Chasse, LA	FA-16
68	Ricky Lumpkin	DT	6-3	300	9/7/1988	27	1	Kentucky	Mount Holly, NJ	FA-16
69	Hugh Thornton	G	6-3	320	6/28/1991	24	4	Illinois	Oberlin, OH	D3-13
71	Denzelle Good	T	6-5	355	3/8/1991	25	2	Mars Hill	Gaffney, SC	D7-15
72	Jonotthan Harrison	C	6-4	300	8/25/1991	24	3	Florida	Groveland, FL	FA-14
73	Joe Haeg	T	6-6	304	3/11/1993	23	R	North Dakota State	Lake Shore, MN	D5-16
74	Anthony Castonzo	T	6-7	311	8/9/1988	27	6	Boston College	Hawthorn Woods, IL	D1-11
75	Jack Mewhort	T/G	6-6	312	8/30/1991	24	3	Ohio State	Toledo, OH	D2-14
76	Joe Reitz	T/G	6-7	325	8/24/1985	30	6	Western Michigan	Fishers, IN	FA-10
78	Ryan Kelly	C	6-4	313	5/30/1993	23	R	Alabama	West Chester, OH	D1-16
79	Mitchell Van Dyk	T	6-7	299	1/2/1991	25	2	Portland State	Paso Robles, CA	FA-16
80	Mike McFarland	TE	6-6	262	11/15/1991	24	1	South Florida	Tampa, FL	FA-16
81	Brian Tyms	WR	6-3	205	2/21/1989	27	4	Florida A&M	Fort Lauderdale, FL	FA-16
83	Dwayne Allen	TE	6-3	265	2/24/1990	26	5	Clemson	Fayetteville, NC	D3-12
84	Jack Doyle	TE	6-6	267	5/5/1990	26	4	Western Kentucky	Indianapolis, IN	W-13 (TEN)
85	Darion Griswold	TE	6-5	264	12/23/1992	23	R	Arkansas State	Dumas, AR	FA-16
86	Erik Swoope	TE	6-5	257	5/8/1992	24	1	Miami (FL)	Lake Elsinore, CA	FA-14
90	Kendall Langford	DE	6-6	305	1/27/1986	30	9	Hampton	Petersburg, VA	FA-15
91	Hassan Ridgeway	DT	6-3	317	11/2/1994	21	R	Texas	Mansfield, TX	D4-16
92	Curt Maggitt	OLB	6-3	250	2/4/1993	23	R	Tennessee	Palm Beach, FL	FA-16
93	Erik Walden	OLB	6-2	250	8/21/1985	30	9	Middle Tennessee St.	Dublin, GA	UFA-13 (GB)
94	Zach Kerr	NT	6-2	334	8/29/1990	25	3	Delaware	Gaithersburg, MD	FA-14
95	Earl Okine	OLB	6-6	290	1/4/1990	26	1	Florida	Gainesville, FL	FA-15
96	Henry Anderson	DT	6-6	300	8/3/1991	24	2	Stanford	Atlanta, GA	D3-15
97	Arthur Jones	DT	6-3	320	6/3/1986	30	7	Syracuse	Rochester, NY	UFA-14 (BAL)
98	Robert Mathis	OLB	6-2	245	2/26/1981	35	14	Alabama A&M	Atlanta, GA	D5-03
99	T.Y. McGill	DT	6-0	310	11/23/1992	23	2	North Carolina State	Jesup, GA	W-15 (SEA)

2015 SEASON IN REVIEW

2015

RECORD: 8-8 COACH: CHUCK PAGANO
SECOND – AFC SOUTH DIVISION
HOME: 4-4 ROAD: 4-4
DIV: 4-2 CONF: 6-6 NCONF: 2-2

***Sellout ^Roof/Window Open #Roof Open/Window Closed @Roof Closed/Window Open**

DATE		RESULTS	OPPONENT	ATTENDANCE
9/13	L	14-27	@ Buffalo	70,319
9/21	L	7-20	NEW YORK JETS	*@65,220
9/27	W	35-33	@ Tennessee	65,920
10/4	W	16-13 OT	JACKSONVILLE	*^65,609
10/8	W	27-20	@ Houston	71,732
10/18	L	27-34	NEW ENGLAND	*66,726
10/25	L	21-27	NEW ORLEANS	*^66,420
11/2	L	26-29 OT	@ Carolina	74,136
11/8	W	27-24	DENVER	*#66,894
11/22	W	24-21	@ Atlanta	70,433
11/29	W	25-12	TAMPA BAY	*65,696
12/6	L	10-45	@ Pittsburgh	58,701
12/13	L	16-51	@ Jacksonville	62,372
12/20	L	10-16	HOUSTON	*66,083
12/27	W	18-12	@ Miami	65,482
1/3	W	30-24	TENNESSEE	*65,733

TEAM STATISTICS	COLTS	OPP
TOTAL FIRST DOWNS	311	331
Rushing	77	89
Passing	195	210
Penalty	39	32
3rd Down: M/A/Pct.	94/235 40.0	89/227 39.2
4th Down: M/A/Pct.	7/13 53.8	10/14 71.4
TOTAL NET YARDS	5142	6066
Avg. Per Game	321.4	379.1
Total Plays	1052	1072
Avg. Per Play	4.9	5.7
NET RUSHING YARDS	1438	1952
Avg. Per Game	89.9	122.0
Total Rushes	396	452
NET YARDS PASSING	3704	4114
Avg. Per Game	231.5	257.1
Sacked/Yards Lost	37/224	35/251
Gross Yards	3928	4365
Att./Completions	619/355	585/354
Completion Pct.	57.4	60.5
Had Intercepted	19	17
PUNTS/AVERAGE	85/47.7	80/45.2
NET PUNTING AVG.	41.7	41.4
PENALTIES/YARDS	108/931	133/1168
FUMBLES/BALL LOST	19/11	20/8
TOUCHDOWNS	37	47
Rushing	6	14
Passing	26	29
Returns	5	4
TIME OF POSSESSION	29:32	30:28

SCORE BY PERIODS	1	2	3	4	OT	TOTAL
COLTS	**61**	**101**	**59**	**106**	**6**	**333**
OPPONENTS	**67**	**129**	**106**	**100**	**6**	**408**

SCORING	TDR	TDP	TDR	PAT	FG	2P	S	TP
Vinatieri				32/35	25/27			107
Gore	6	1						42
Moncrief		6						36
Hilton		5						30
Johnson		4						24
Fleener		3				1		20
Bradshaw		3						18
Freeman			1					6
Lowery			1					6
Whalen		1						6
Mathis			1					6
Adams			1					6
Doyle		1						6
Allen		1						6
Jackson			1					6
Dorsett		1						6
McGill						1		2
COLTS	**6**	**26**	**5**	**32/35**	**25/27**	**1**	**1**	**333**
OPPONENTS	**14**	**29**	**4**	**40/44**	**28/35**	**1**	**1**	**408**

2-Point: Conversions: Team 1/ 2, Opponents: 1/ 3

FGS	1-19	20-29	30-39	40-49	50+	Tot.
Vinatieri	0/ 0	7/ 8	6/ 6	8/ 8	4/ 5	25/27
COLTS	**0/ 0**	**7/ 8**	**6/ 6**	**8/ 8**	**4/ 5**	**25/27**
OPPONENTS	**0/ 0**	**6/ 6**	**10/ 10**	**10/ 14**	**2/ 5**	**28/35**

Vinatieri: (52)(29)()**(54,32,27)(48,42)**()()
(47,34,24,50)(43,55)(43)(49,27,26,44)
(35)(25,21,32)(29)(38)(49,52,35)

OPP.: **(41,45)(35,**48,**46)(38,21)**
(20,32,53,48**)(36,49)(40,35)**()
(39,42,52)(29)(46)**(38,30,**54)
(29,51,47**,42)(46)**(56,**22,46,32)**
(33,20)(49)

RUSHING	NO.	YDS.	AVG.	LG	TD
Gore	260	967	3.7	37t	6
Luck	33	196	5.9	25	0
Bradshaw	31	85	2.7	23	0
Herron	14	42	3.0	6	0
Robinson	17	39	2.3	8	0
Freeman	8	24	3.0	9	0
Tipton	5	20	4.0	7	0
McAfee	1	18	18.0	18	0
Dorsett	3	17	5.7	11	0
Hasselbeck	16	15	0.9	10	0
Williams	2	12	6.0	12	0
Varga	1	2	2.0	2	0
Whitehurst	2	1	0.5	2	0
Allen	1	1	1.0	1	0
Reitz	1	0	0.0	0	0
Anderson	1	-1	-1.0	-1	0
COLTS	**396**	**1438**	**3.6**	**37t**	**6**
OPPONENTS	**452**	**1952**	**4.3**	**56**	**14**

RECEIVING	NO.	YDS.	AVG.	LG	TD
Hilton	69	1124	16.3	87t	5
Moncrief	64	733	11.5	33	6
Fleener	54	491	9.1	57t	3
Johnson	41	503	12.3	35	4
Gore	34	267	7.9	34	1
Whalen	19	205	10.8	38	1
Dorsett	18	225	12.5	35t	1
Allen	16	109	6.8	21	1
Doyle	12	72	6.0	19	1
Bradshaw	10	64	6.4	10	3
Robinson	6	33	5.5	9	0
Herron	6	27	4.5	7	0
Tipton	5	57	11.4	27	0
Varga	1	18	18.0	18	0
Reitz	0	0	0	0	0
COLTS	**355**	**3928**	**11.1**	**87t**	**26**
OPPONENTS	**354**	**4365**	**12.3**	**80t**	**29**

INTERCEPTIONS	NO.	YDS.	AVG.	LG	TD
Adams	5	63	12.6	38	1
Lowery	4	96	24.0	69t	1
Davis	4	6	1.5	6	0
Freeman	1	23	23.0	23t	1
Jackson	1	6	6.0	6t	1
Fleener	1	2	2.0	2	0
Butler	1	0	0.0	0	0
COLTS	**17**	**196**	**11.5**	**69t**	**4**
OPPONENTS	**19**	**285**	**15.0**	**48**	**0**

PUNTING	NO.	YDS.	AVG.	TB	IN20	LG	BLK.
McAfee	85	4052	47.7	6	28	63	0
COLTS	**85**	**4052**	**47.7**	**6**	**28**	**63**	**0**
OPPONENTS	**80**	**3616**	**45.2**	**2**	**30**	**63**	**0**

PUNT RETURNS	NO.	FC	YDS.	AVG.	LG	TD
Bray	21	7	166	7.9	33	0
Whalen	12	18	85	7.1	22	0
Hilton	4	2	16	4.0	10	0
Dorsett	2	1	1	0.5	1	0
COLTS	**39**	**28**	**268**	**6.9**	**33**	**0**
OPPONENTS	**36**	**23**	**386**	**10.7**	**83**	**3**

KICKOFF RETURNS	NO.	YDS.	AVG.	LG	TD
Bray	21	570	27.1	60	0
Whalen	9	244	27.1	50	0
Varga	6	151	25.2	30	0
Doyle	2	22	11.0	12	0
Tipton	1	23	23.0	23	0
McGill	1	15	15.0	15	0
Dorsett	1	12	12.0	12	0
Moncrief	1	5	5.0	5	0
Anderson	1	5	5.0	5	0
COLTS	**43**	**1047**	**24.3**	**60**	**0**
OPPONENTS	**8**	**156**	**19.5**	**41**	**0**

USUAL STARTERS
PRO BOWLERS IN BOLDFACE

OFFENSE		DEFENSE	
WR	Andre Johnson	DE	Kendall Langford
LT	Anthony Castonzo	NT	David Parry
LG	Jack Mewhort	DT	Henry Anderson
C	Jonotthan Harrison	SLB	Erik Walden
RG	Hugh Thornton	MIKE	D'Qwell Jackson
RT	Joe Reitz	WILL	Jerrell Freeman
TE	Dwayne Allen	RUSH	Robert Mathis
WR	**T.Y. Hilton**	LCB	Greg Toler
QB	Matt Hasselbeck	**RCB**	**Vontae Davis**
TE	Coby Fleener	**SS**	**Mike Adams**
RB	Frank Gore	FS	Dwight Lowery

PASSING	ATT.	COMP.	YDS.	PCT.	AVG./ATT.	TD	TD%	INT.	INT.%	LG	SACKED	RATING
Luck	293	162	1881	55.3	6.4	15	5.1	12	4.1	87t	15/88	74.9
Hasselbeck	256	156	1690	60.9	6.6	9	3.5	5	2.0	57	16/101	84.0
Whitehurst	32	16	150	50.0	4.7	0	0.0	1	3.1	33	5/28	50.3
Freeman	28	15	149	53.6	5.3	1	3.6	1	3.6	57t	1/7	65.9
Lindley	10	6	58	60.0	5.8	1	10.0	0	0.0	18t	0/0	109.6
COLTS	**619**	**355**	**3928**	**57.4**	**6.3**	**26**	**4.2**	**19**	**3.1**	**87t**	**37/224**	**77.5**
OPPONENTS	**585**	**354**	**4365**	**60.5**	**7.5**	**29**	**5.0**	**17**	**2.9**	**80t**	**35/251**	**88.0**

2015 COLTS DEFENSIVE STATS

	DEFENSIVE TACKLES			QUARTERBACK				PASSES			SPECIAL TEAMS TACKLES				
Player	**SOLO**	**AST**	**TOTAL**	**SACK**	**YDS**	**INT**	**YDS**	**PD**	**FF**	**FR**	**SOLO**	**AST**	**FF**	**FR**	**BLK**
D'Qwell Jackson	105	88	193	3.0	12	1	6	10	1	0	1	0	0	0	0
Jerrell Freeman	86	62	148	3.0	33	1	23	2	0	1	0	0	0	0	0
Dwight Lowery	65	18	83	1.0	7	4	96	8	0	0	0	0	0	0	0
Mike Adams	54	22	76	1.0	8	5	63	6	3	1	0	0	0	0	0
Erik Walden	43	14	57	3.0	16	0	0	0	1	0	0	0	0	0	0
Vontae Davis	38	12	50	0.0	0	4	6	16	0	0	0	0	0	0	0
Trent Cole	26	20	46	3.0	24	0	0	3	2	0	0	0	0	0	0
Greg Toler	40	7	47	0.0	0	0	0	10	1	0	0	0	0	0	0
Darius Butler	37	12	49	0.0	0	1	0	4	2	0	0	0	0	0	0
David Parry	23	18	41	1.0	8	0	0	0	0	0	0	0	0	0	0
Kendall Langford	35	5	40	7.0	57	0	0	3	0	0	0	0	0	0	0
Henry Anderson	31	6	37	1.0	1	0	0	2	0	0	0	0	0	0	0
Clayton Geathers	23	8	31	0.0	0	0	0	1	0	1	7	1	0	0	0
Jonathan Newsome	17	10	27	1.0	4	0	0	2	0	0	1	0	1	0	0
Robert Mathis	19	5	24	7.0	47	0	0	0	1	1	0	0	0	0	0
Zach Kerr	19	9	28	0.0	0	0	0	1	0	0	0	0	0	0	0
Josh McNary	10	11	21	0.0	0	0	0	0	0	0	5	0	0	0	0
Jalil Brown	19	3	22	0.0	0	0	0	3	0	0	0	0	0	0	0
Nate Irving	13	5	18	1.0	8	0	0	2	1	0	1	1	0	0	0
Colt Anderson	7	8	15	0.0	0	0	0	0	0	0	5	7	0	0	0
Billy Winn	11	3	14	0.0	0	0	0	0	0	2	0	0	0	0	0
Bjoern Werner	10	1	11	0.0	0	0	0	0	0	1	1	1	0	0	0
T.Y. McGill	8	4	12	3.0	26	0	0	0	0	0	0	0	0	0	0
Sio Moore	5	4	9	0.0	0	0	0	0	0	0	6	0	0	0	0
Earl Okine	4	3	7	0.0	0	0	0	0	0	0	0	0	0	0	0
Josh Thomas	3	0	3	0.0	0	0	0	2	0	0	1	0	0	0	0
Eric Patterson	2	0	2	0.0	0	0	0	0	0	0	0	0	0	0	0
Sheldon Price	1	0	1	0.0	0	0	0	0	0	0	0	0	0	0	0
Coby Fleener	0	0	0	0.0	0	1	2	1	0	0	0	0	0	0	0
Dewey McDonald	0	0	0	0.0	0	0	0	0	0	0	0	1	0	0	0
Winston Guy	0	0	0	0.0	0	0	0	0	0	0	10	1	0	0	0
Matt Overton	0	0	0	0.0	0	0	0	0	0	0	1	1	0	0	0
Griff Whalen	0	0	0	0.0	0	0	0	0	0	0	1	1	0	0	0
Zurlon Tipton	0	0	0	0.0	0	0	0	0	0	0	0	2	0	0	0
Tyler Varga	0	0	0	0.0	0	0	0	0	0	0	1	0	0	0	0
Jack Doyle	0	0	0	0.0	0	0	0	0	0	0	1	0	0	0	0
Pat McAfee	0	0	0	0.0	0	0	0	0	0	0	1	0	0	0	0
Dwayne Allen	0	0	0	0.0	0	0	0	0	0	0	1	0	0	0	0
Daniel Herron	0	0	0	0.0	0	0	0	0	0	0	1	0	0	0	0
Amarlo Herrera	0	0	0	0.0	0	0	0	0	0	0	0	1	0	0	0
D'Joun Smith	0	0	0	0.0	0	0	0	0	0	0	0	0	0	1	0
Team Totals	**754**	**358**	**1,112**	**35.0**	**251**	**17**	**196**	**76**	**12**	**7**	**45**	**17**	**1**	**1**	**0**

D'Qwell Jackson set a career-high and led the team with 193 tackles (105 solo) while adding 10 passes defensed, 3.0 sacks, one interception and one forced fumble.

For the second consecutive season, Mike Adams led the team in interceptions with five while ranking fourth on the team in tackles with 76. Adams also contributed with six passes defensed, three forced fumbles, one fumble recovery and 1.0 sack.

Vontae Davis led the team in passes defensed for the second straight year with 16. He also added 50 tackles and four interceptions.

GAME 1

INDIANAPOLIS 14 BUFFALO 27

SEPTEMBER 13, 2015 • RALPH WILSON STADIUM • 70,319

The Colts fell to the Buffalo Bills in the regular season opener, 27-14. Buffalo scored on its final three possessions of the first half to take a 17-0 halftime lead. After the Bills scored a touchdown on their first possession of the second half, Indianapolis earned its first points of the season on a two-yard touchdown pass from Andrew Luck to Donte Moncrief. Luck and Coby Fleener then connected on the subsequent two-point conversion to make it a two-score game. Following two defensive stands, Indianapolis fumbled a punt return, which Buffalo then converted into a field goal. On the ensuing possession for the Colts, Luck marched the offense down the field on a nine-play, 80-yard drive capped off by a six-yard touchdown reception by Dwayne Allen to make it 27-14. Luck finished the contest with 243 yards, two touchdowns and two interceptions and became the third fastest quarterback to reach 13,000 career passing yards in NFL history. Wide receiver T.Y. Hilton led the team with seven receptions for 88 yards while running back Frank Gore totaled 31 yards on eight rushes in his Colts debut. Defensively, D'Qwell Jackson led the team with 11 tackles while Henry Anderson posted 10 stops (eight solo) and 3.0 tackles for loss in his first career game.

SCORING DRIVES

	1	2	3	4	OT	Total
Colts	0	0	8	6	0	14
Bills	7	10	7	3	0	27

TEAM	QTR	TIME	SCORING PLAY	IND	BUF
Bills	1	0:00	Harvin 51 yd. pass from Taylor (Carpenter kick)	0	7
Bills	2	7:49	Carpenter 41 yd. field goal	0	10
Bills	2	0:20	Ka. Williams 26 yd. run (Carpenter kick)	0	17
Bills	3	9:34	Dixon 1 yd. run (Carpenter kick)	0	24
Colts	3	0:54	Moncrief 2 yd. pass from Luck (Coby Fleener two-point reception)	8	24
Bills	4	8:14	Carpenter 45 yd. field goal	8	27
Colts	4	5:56	Allen 6 yd. pass from Luck (two-point pass failed)	14	27

TEAM STATISTICS

	COLTS	BILLS
Total Net Yards	304	342
Net Yards Rushing	64	147
Net Yards Passing	240	195
Total First Downs	23	15
Third Down Efficiency	8-15-53%	5-13-38%
Penalties	5-49	11-113
Fumbles (#-Lost)	2-1	2-0
Field Goals (Made-Att.)	0-1	2-2
Red Zone Efficiency	2-2-100%	1-1-100%
Time of Possession	29:04	30:56

INDIVIDUAL STATISTICS

RUSHING:

Colts: Gore 8-31, Luck 4-20, Robinson 4-11, Varga 1-2.
Bills: Williams 6-55-1, McCoy 17-41, Taylor 9-41, Harvin 1-9, Dixon 3-1.

PASSING:

Colts: Luck 26-49-243, 2 TD, 2 INT.
Bills: Taylor 14-19-195, 1 TD.

RECEIVING:

Colts: Hilton 7-88, Moncrief 6-46-1, Johnson 4-24, Allen 3-17-1, Dorsett 2-45, Gore 2-0, Varga 1-18, Fleener 1-5.
Bills: Harvin 5-79-1, Clay 4-43, McCoy 3-46, Woods 2-27.

Rookie defensive tackle Henry Anderson posted a career-high 10 tackles and 3.0 tackles for loss in his first career NFL game.

GAME 2

NEW YORK JETS 20 **INDIANAPOLIS 7**

SEPTEMBER 21, 2015 • LUCAS OIL STADIUM • 65,220

Indianapolis lost to the New York Jets by a 20-7 margin in the regular season home opener at Lucas Oil Stadium and fell to 0-2 on the year. The Colts went down 10-0 at halftime following a six-yard touchdown reception from Eric Decker and a 35-yard field goal from Nick Folk. Indianapolis was able to orchestrate a six-play drive in the first quarter, however Adam Vinatieri missed a 29-yard field goal, which held the offense scoreless through two quarters. The Colts struck first in the second half when Andrew Luck found Donte Moncrief for a 26-yard touchdown in the fourth quarter. On the play, Moncrief topped 100 receiving yards for the third time in his career and finished the game with seven receptions for 122 yards and a score. The Jets responded on their ensuing drive with a 15-yard touchdown from Brandon Marshall, which put the game out of reach. Defensively, Jerrell Freeman led Indianapolis with 14 tackles. Mike Adams contributed with five stops and intercepted a Ryan Fitzpatrick pass in the end zone to stall a potential Jets touchdown. Robert Mathis made his regular season debut and saw his first action since an AFC Divisional Playoff loss at New England on Jan. 11, 2014. He finished with one tackle and a quarterback hit.

SCORING DRIVES

	1	2	3	4	OT	Total
Jets	7	3	0	10	0	20
Colts	0	0	0	7	0	7

TEAM	QTR	TIME	SCORING PLAY	NYJ	IND
Jets	1	6:44	Decker 6 yd. pass from Fitzpatrick (Folk kick)	7	0
Jets	2	1:51	Folk 35 yd. field goal	10	0
Colts	4	10:07	Moncrief 26 yd. pass from Luck (Vinatieri kick)	10	7
Jets	4	6:20	Marshall 15 yd. pass from Fitzpatrick (Folk kick)	17	7
Jets	4	0:57	Folk 46 yd. field goal	20	7

TEAM STATISTICS

	JETS	COLTS
Total Net Yards	344	343
Net Yards Rushing	101	93
Net Yards Passing	243	250
Total First Downs	20	17
Third Down Efficiency	4-12-33%	6-14-43%
Penalties	8-90	11-84
Fumbles (#-Lost)	1-0	2-2
Field Goals (Made-Att.)	2-3	0-1
Red Zone Efficiency	2-3-67%	0-2-0%
Time of Possession	31:48	28:12

INDIVIDUAL STATISTICS

RUSHING:
Colts: Gore 15-57, Luck 4-24, Robinson 5-12.
Jets: Ivory 14-57, Powell 12-38, Fitzpatrick 1-6.

PASSING:
Colts: Luck 21-37-250, 1 TD, 3 INT.
Jets: Fitzpatrick 22-34-244, 2 TD, 1 INT.

RECEIVING:
Colts: Moncrief 7-122-1, Robinson 5-27, Hilton 4-45, Johnson 3-27, Dorsett 1-25, Gore 1-4.
Jets: Decker 8-97-1, Marshall 7-101-1, Powell 4-16, Ivory 2-3, Enunwa 1-27.

Donte Moncrief recorded 122 receiving yards and one touchdown against the Jets.

GAME 3

INDIANAPOLIS 35 — TENNESSEE 33

SEPTEMBER 27, 2015 • NISSAN STADIUM • 65,920

The Indianapolis Colts erased a 13-point fourth quarter deficit to earn its first victory of the season, 35-33, at Nissan Stadium. The Colts led 14-0 into the second quarter following Frank Gore's first rushing touchdown as a member of the Colts and an interception return for a touchdown by Dwight Lowery. Indianapolis then allowed 27 unanswered points, which included Marcus Mariota's two passing touchdowns and Antonio Andrews' eight-yard rushing touchdown. Finding themselves pinned at their own two-yard line into the fourth quarter, Andrew Luck led the offense on a 12-play, 98-yard scoring drive that resulted in Phillip Dorsett's first career receiving touchdown. On the ensuing Titans possession, Lowery picked off Mariota for his second interception of the game, which set up Donte Moncrief's 11-yard touchdown to give the Colts a 28-27 lead with 5:53 remaining. Following a defensive stand, Frank Gore tallied his second touchdown to give the Colts an eight-point lead. Tennessee drove 80 yards on nine plays and scored a touchdown, but a failed two point conversion was the difference. Luck threw for 260 yards and two touchdowns in the win while Gore led the team with 86 yards and two touchdowns. Defensively, Lowery grabbed two interceptions with one returned for a touchdown and the team finished with 3.0 sacks.

SCORING DRIVES

	1	2	3	4	OT	Total
Colts	7	7	0	21	0	35
Titans	0	10	17	6	0	33

TEAM	QTR	TIME	SCORING PLAY	IND	TEN
Colts	1	5:42	Gore 1 yd. run (Vinatieri kick)	7	0
Colts	2	12:59	Lowery 69 yd. interception return (Vinatieri kick)	14	0
Titans	2	8:29	Succop 38 yd. field goal	14	3
Titans	2	0:19	Wright 7 yd. pass from Mariota (Succop kick)	14	10
Titans	3	9:51	Andrews 8 yd. run (Succop kick)	14	17
Titans	3	9:36	Green-Beckham 3 yd. pass from Mariota	14	24
Titans	3	3:04	Succop 21 yd. field goal	14	27
Colts	4	6:49	Dorsett 35 yd. pass from Luck (Vinatieri kick)	21	27
Colts	4	5:53	Moncrief 11 yd. pass from Luck (Vinatieri kick)	28	27
Colts	4	2:51	Gore 6 yd. run (Vinatieri kick)	35	27
Titans	4	0:47	Fowler 1 yd. run (two-point run failed)	35	33

TEAM STATISTICS

	COLTS	TITANS
Total Net Yards	378	433
Net Yards Rushing	133	88
Net Yards Passing	245	345
Total First Downs	20	28
Third Down Efficiency	4-11-36%	4-13-31%
Penalties	11-71	6-55
Fumbles (#-Lost)	1-0	0-0
Field Goals (Made-Att.)	0-0	2-2
Red Zone Efficiency	3-3-100%	4-6-67%
Time of Possession	25:01	34:59

INDIVIDUAL STATISTICS

RUSHING:
Colts: Gore 14-86-2, Luck 6-21, McAfee 1-18, Robinson 2-8.
Titans: Andrews 12-49-1, Wright 1-13, Sankey 5-10, Fowler 4-9-1, McCluster 5-7.

PASSING:
Colts: Luck 18-30-260, 2 TD, 2 INT.
Titans: Mariota 27-44-367, 2 TD, 2 INT.

RECEIVING:
Colts: Hilton 4-94, Fleener 4-51, Moncrief 4-32-1, Doyle 3-32, Dorsett 2-43-1, Gore 1-8.
Titans: Wright 7-95-1, Walker 7-68, Douglas 3-20, Sankey 2-31, Stevens 2-29, Green-Beckham 2-22, McCluster 1-35, Hunter 1-29, Fasano 1-26, Andrews 1-12.

Dwight Lowery contributed with two interceptions (one returned for a touchdown) to assist in a Colts comeback victory.

GAME 4

JACKSONVILLE 13 **INDIANAPOLIS 16** **OT**

OCTOBER 4, 2015 • LUCAS OIL STADIUM • 65,609

The Colts evened their record to 2-2 following a 16-13 overtime victory against the Jacksonville Jaguars at Lucas Oil Stadium. The win improved Indianapolis' consecutive victory streak within the AFC South Division to 15 games, which tied an NFL record. Jacksonville took a 10-3 lead in the second quarter following an eight-yard touchdown reception from Allen Hurns. The Colts responded on their next drive when quarterback Matt Hasselbeck found Coby Fleener for a two-yard touchdown reception with 6:04 left in the first half. Indianapolis' defense held the Jaguars scoreless in the second half. Following an Adam Vinatieri 32-yard field goal in the fourth quarter to tie the contest, the game went to overtime after Jacksonville kicker Jason Myers missed a 53-yard field goal. Myers had a chance to redeem himself in overtime to win the game, but a 48-yard field goal sailed wide left. On the ensuing Colts possession, Matt Hasselbeck drove the team 53 yards in six plays, setting up Vinatieri's game-winning 27-yard field goal. Hasselbeck made his first start at quarterback dating back to November 4, 2012 and completed 30-of-47 passes for 282 yards and one touchdown for an 87.4 passer rating. Vinatieri converted all three of his field goals and one extra point for 10 points. He became the franchise's all-time leading scorer and became the first player in NFL history to top 1,000 career points with two different teams.

SCORING DRIVES

	1	2	3	4	OT	Total
Jaguars	3	10	0	0	0	13
Colts	3	7	0	3	3	16

TEAM	QTR	TIME	SCORING PLAY	JAX	IND
Colts	1	4:59	Vinatieri 54 yd. field goal	0	3
Jaguars	1	2:49	Myers 20 yd. field goal	3	3
Jaguars	2	11:37	Hurns 8 yd. pass from Bortles (Myers kick)	10	3
Colts	2	6:04	Fleener 2 yd. pass from Hasselbeck (Vinatieri kick)	10	10
Jaguars	2	0:04	Myers 32 yd. field goal	13	10
Colts	4	12:28	Vinatieri 32 yd. field goal	13	13
Colts	OT	4:36	Vinatieri 27 yd. field goal	13	16

TEAM STATISTICS

	JAGUARS	COLTS
Total Net Yards	431	326
Net Yards Rushing	142	60
Net Yards Passing	289	266
Total First Downs	21	22
Third Down Efficiency	7-18-39%	7-15-47%
Penalties	13-92	4-45
Fumbles (#-Lost)	3-0	3-2
Field Goals (Made-Att.)	2-4	3-3
Red Zone Efficiency	1-3-33%	1-4-25%
Time of Possession	36:11	34:13

INDIVIDUAL STATISTICS

RUSHING:

Colts: Gore 17-53, Dorsett 1-4, Robinson 3-2, Hasselbeck 3-1.
Jaguars: Yeldon 22-105, Bortles 4-31, Washington 1-8, Gerhart 1- -2.

PASSING:

Colts: Hasselbeck 30-47-282, 1 TD.
Jaguars: Bortles 28-50-298, 1 TD.

RECEIVING:

Colts: Fleener 9-83-1, Hilton 7-67, Moncrief 6-75, Gore 5-34, Dorsett 2-7, Whalen 1-16.
Jaguars: Hurns 11-116-1, Lewis 5-40, Robinson 4-80, Harbor 4-31, Walters 2-27, Yeldon 2-4.



Coby Fleener led the Colts with nine receptions for 83 yards and one touchdown against the Jaguars.

GAME 5

INDIANAPOLIS 27 HOUSTON 20

OCTOBER 8, 2015 • NRG STADIUM • 71,732

Indianapolis set an NFL record for the longest winning streak against one division, earning their 16th consecutive victory over an AFC South opponent as they defeated the Houston Texans, 27-20, on Thursday Night Football at NRG Stadium. Quarterback Matt Hasselbeck started his second consecutive game and threw for 213 yards and two scores, becoming the first 40-year-old quarterback to throw two touchdowns in a game since Mark Brunell in 2010. The Colts jumped out to a 13-0 lead in the first half following a pair of Adam Vinatieri field goals and Andre Johnson's first touchdown of the season. The Texans responded with a field goal and a Hail Mary touchdown reception from Jaelen Strong as time expired in the second quarter to cut Indianapolis' haltime lead to 13-10. The Colts regained a 10-point advantage on their first drive of the second half when running back Frank Gore found the end zone from three yards out. Strong brought Houston back within three points following his 11-yard touchdown reception at the end of the third quarter. For the second time in the game, the Colts scored following a Texans touchdown. Johnson caught his second touchdown pass of the game at the 10:28 mark in the fourth quarter, which proved to be the game-winner. He finished with six receptions for 77 yards and two scores while Gore racked up 98 yards on 22 carries with one touchdown. Defensively, safety Mike Adams contributed with two interceptions, including one on Houston's final drive of the game to stall a potential comeback.

SCORING DRIVES

	1	2	3	4	OT	Total
Colts	10	3	7	7	0	27
Texans	0	10	7	3	0	20

TEAM	QTR	TIME	SCORING PLAY	IND	HOU
Colts	1	6:28	Vinatieri 48 yd. field goal	3	0
Colts	1	1:22	Johnson 4 yd. pass from Hasselbeck (Vinatieri kick)	10	0
Colts	2	7:37	Vinatieri 42 yd. field goal	13	0
Texans	2	2:08	Novak 36 yd. field goal	13	3
Texans	2	0:00	Strong 42 yd. pass from Hoyer (Novak kick)	13	10
Colts	3	13:02	Gore 3 yd. run (Vinatieri kick)	20	10
Texans	3	4:03	Strong 11 yd. pass from Hoyer (Novak kick)	20	17
Colts	4	10:28	Johnson 2 yd. pass from Hasselbeck (Vinatieri kick)	27	17
Texans	4	6:07	Novak 49 yd. field goal	27	20

TEAM STATISTICS

	COLTS	TEXANS
Total Net Yards	323	444
Net Yards Rushing	110	82
Net Yards Passing	213	362
Total First Downs	22	24
Third Down Efficiency	3-11-27%	8-16-50%
Penalties	7-65	13-125
Fumbles (#-Lost)	0-0	0-0
Field Goals (Made-Att.)	2-2	2-2
Red Zone Efficiency	3-4-75%	1-3-33%
Time of Possession	27:33	32:27

INDIVIDUAL STATISTICS

RUSHING:

Colts: Gore 22-98-1, Tipton 2-9, Robinson 3-6, Hasselbeck 3- -3.
Texans: Foster 19-41, Blue 6-22, Hoyer 1-14, Polk 1-5, Mallett 1-0.

PASSING:

Colts: Hasselbeck 18-29-213, 2 TD.
Texans: Hoyer 24-31-312, 2 TD, 1 INT. Mallett 7-10-50, 1 INT.

RECEIVING:

Colts: Johnson 6-77-2, Hilton 5-88, Fleener 2-9, Allen 1-21, Dorsett 1-9, Robinson 1-6, Moncrief 1-3.
Texans: Hopkins 11-169, Foster 9-77, Mumphery 4-23, Strong 2-53-2, Polk 2-17, Blue 1-11, Graham 1-8, Fiedorowicz 1-4.

Frank Gore logged his highest rushing total of the season with 98 yards and one touchdown against Houston.

GAME 6

NEW ENGLAND 34 **INDIANAPOLIS 27**

OCTOBER 18, 2015 • LUCAS OIL STADIUM • 66,726

In a rematch of last season's AFC Championship Game, the Indianapolis Colts fell to the New England Patriots on Sunday Night Football at Lucas Oil Stadium, 34-27. The Colts took a 21-20 halftime lead following a fourth down touchdown pass from Andrew Luck to Donte Moncrief in the first quarter, a 14-yard interception return for a touchdown by Mike Adams and a T.Y. Hilton three-yard touchdown from Luck. The Patriots kept the first half close with touchdowns coming from Julian Edelman and LeGarrette Blount in addition to two Stephen Gostkowski field goals. New England opened the third quarter with a 25-yard touchdown from Tom Brady to Rob Gronkowski to take a 27-21 lead. Blount tallied his second touchdown on an 11-yard reception early in the fourth quarter to put the Patriots up two scores. The Colts tried to mount a late comeback following a Griff Whalen 18-yard touchdown pass from Luck with 1:19 remaining in the game, however Indianapolis was unable to recover the ensuing onside kick. Luck completed 30-of-50 passes for 312 yards and three touchdowns. Running back Frank Gore led the team in rushing with 13 carries for 78 yards while T.Y. Hilton paced all Colts receivers with six receptions for 74 yards and one touchdown. Defensively, safety Mike Adams logged three tackles, one interception return for a touchdown and one pass defensed.

SCORING DRIVES

	1	2	3	4	OT	Total
Patriots	7	13	7	7	0	34
Colts	7	14	0	6	0	27

TEAM	QTR	TIME	SCORING PLAY	NE	IND
Colts	1	7:16	Moncrief 5 yd. pass from Luck (Vinatieri kick)	0	7
Patriots	1	2:50	Edelman 12 yd. pass from Brady (Gostkowski kick)	7	7
Patriots	2	13:48	Gostkowski 40 yd. field goal	10	7
Colts	2	11:30	Adams 14 yd. interception return (Vinatieri kick)	10	14
Patriots	2	9:33	Blount 38 yd. run (Gostkowski kick)	17	14
Colts	2	2:38	Hilton 3 yd. pass from Luck (Vinatieri kick)	17	21
Patriots	2	0:02	Gostkowski 35 yd. field goal	20	21
Patriots	3	10:56	Gronkowski 25 yd. pass from Brady (Gostkowski kick)	27	21
Patriots	4	12:48	Blount 11 yd. pass from Brady (Gostkowski kick)	34	21
Colts	4	1:19	Whalen 18 yd. pass from Luck (kick blocked)	34	27

TEAM STATISTICS

	PATRIOTS	COLTS
Total Net Yards	417	409
Net Yards Rushing	116	120
Net Yards Passing	301	289
Total First Downs	22	24
Third Down Efficiency	5-12-42%	7-16-44%
Penalties	8-72	11-103
Fumbles (#-Lost)	0-0	0-0
Field Goals (Made-Att.)	2-2	0-0
Red Zone Efficiency	2-3-67%	3-3-100%
Time of Possession	27:28	32:32

INDIVIDUAL STATISTICS

RUSHING:

Colts: Gore 13-78, Luck 4-35, Bradshaw 4-8, Anderson 1- -1.

Patriots: Blount 16-93-1, Lewis 4-21, Edelman 1-2, Brady 4-0.

PASSING:

Colts: Luck 30-50-312, 3 TD.

Patriots: Brady 23-37-312, 3 TD, 1 INT.

RECEIVING:

Colts: Hilton 6-74-1, Moncrief 6-69-1, Johnson 3-35, Allen 3-23, Fleener 3-20, Dorsett 2-30, Whalen 2-30-1, Gore 2-16, Doyle 2-7, Bradshaw 1-8.

Patriots: Amendola 7-105, Edelman 6-50-1, Gronkowski 3-50-1, Lewis 3-18, Chandler 2-39, Martin 1-39, Blount 1-11-1.

Mike Adams returned an interception for a touchdown against the Patriots.

GAME 7

NEW ORLEANS 27 INDIANAPOLIS 21

OCTOBER 25, 2015 • LUCAS OIL STADIUM • 66,420

The Indianapolis Colts fell to 3-4 on the season following a 27-21 loss to the New Orleans Saints at Lucas Oil Stadium. For the third time in 2015, the Colts were shutout in the first half, falling behind 20-0. Indianapolis committed three turnovers in the first two quarters and allowed two rushing touchdowns to Khiry Robinson and one receiving score to Michael Hoomanawanui. New Orleans running back Mark Ingram added a one-yard touchdown on the team's opening possession of the third quarter to give the Saints a 27-0 advantage. The Colts came to life at the end of the third quarter, scoring 14 points in a span of 3:41. Andrew Luck found T.Y. Hilton for two touchdowns of 87 and 46 yards. The 87-yard touchdown was the longest completion and catch for Luck and Hilton in their careers. Luck recorded his third touchdown pass of the game at the 3:05 mark of the fourth quarter when he hit Donte Moncrief for an eight-yard score. Indianapolis was unable to recover the ensuing onside kick attempt however as New Orleans clinched the victory. Luck finished the contest with 333 passing yards and three touchdowns while Hilton led the team with 150 yards and two scores on four receptions. Frank Gore led the team in rushing with nine carries for 43 yards and added five catches for 32 yards. Defensively, Robert Mathis made his 100th career start and finished with 1.0 sack.

SCORING DRIVES

	1	2	3	4	OT	Total
Saints	7	13	7	0	0	27
Colts	0	0	14	7	0	21

TEAM	QTR	TIME	SCORING PLAY	NO	IND
Saints	1	2:31	Robinson 1 yd. run (Forbath kick)	7	0
Saints	2	14:56	Robinson 6 yd. run (Forbath kick)	14	0
Saints	2	13:36	Hoomanawanui 16 yd. pass from Brees (kick failed)	20	0
Saints	3	10:26	Ingram 1 yd. run (Forbath kick)	27	0
Colts	3	3:42	Hilton 87 yd. pass from Luck (Vinatieri kick)	27	7
Colts	3	0:01	Hilton 46 yd. pass from Luck (Vinatieri kick)	27	14
Colts	4	3:05	Moncrief 8 yd. pass from Luck (Vinatieri kick)	27	21

INDIVIDUAL STATISTICS

	SAINTS	COLTS
Total Net Yards	449	376
Net Yards Rushing	183	75
Net Yards Passing	266	301
Total First Downs	22	15
Third Down Efficiency	7-20-35%	3-13-23%
Penalties	12-100	7-42
Fumbles (#-Lost)	1-0	3-1
Field Goals (Made-Att.)	0-0	0-0
Red Zone Efficiency	4-5-80%	1-2-50%
Time of Possession	38:23	21:37

INDIVIDUAL STATISTICS

RUSHING:
Colts: Gore 9-43, Luck 3-27, Bradshaw 1-5.
Saints: Ingram 14-143-1, Robinson 14-28-2, Spiller 4-16, Brees 4- -4.

PASSING:
Colts: Luck 23-44-333, 3 TD, 2 INT.
Saints: Brees 28-44-255, 1 TD, 1 INT. McCown 1-1-25.

RECEIVING:
Colts: Gore 5-32, Hilton 4-150-2, Johnson 4-44, Moncrief 4-34-1, Fleener 3-47, Allen 1-10, Dorsett 1-8, Bradshaw 1-8.
Saints: Cooks 6-81, Spiller 6-32, Hoomanawanui 5-31-1, Watson 4-59, Snead 3-25, Ingram 2-5, Coleman 1-24, Colston 1-20, Robinson 1-3.

T.Y. Hilton totaled 150 recieving yards and two touchdowns against New Orleans.

GAME 8

INDIANAPOLIS 26 **CAROLINA 29** **OT**

NOVEMBER 2, 2015 • BANK OF AMERICA STADIUM • 74,136

Indianapolis scored 17 unanswered points in the fourth quarter to force overtime against the Carolina Panthers, but eventually lost following a Graham Gano 52-yard field goal with 5:22 remaining in the extra period. The Colts got off to a sluggish start yielding two turnovers, which led to 10 points for the Panthers. Indianapolis kicker Adam Vinatieri converted two of his four field goal attempts in the second quarter to cut Carolina's halftime lead to 10-6. Late into the third quarter, Panthers quarterback Cam Newton threw his first touchdown pass of the game on a 27-yard connection to Greg Olsen. Following a Colts turnover on their ensuing possession, Newton found Corey Brown for an eight-yard touchdown to take a 23-6 lead. Indianapolis quarterback Andrew Luck responded with touchdown passes to Andre Johnson (18 yards) and Coby Fleener (eight yards) on consecutive possessions to cut the lead to 23-20. After an Indianapolis defensive stand, Vinatieri split the uprights on a 24-yard field goal to take the game to overtime. The Colts scored first in the extra period with Vinatieri's 50-yard conversion. Carolina responded with a field goal to tie the game and following an Andrew Luck interception, needed only five yards to set up Gano for the game winner. Luck threw for 231 yards, two touchdowns and three interceptions. Frank Gore led the Colts with 70 rushing yards while Johnson totaled 81 yards on four receptions.

SCORING DRIVES

	1	2	3	4	OT	Total
Colts	0	6	0	17	3	26
Panthers	10	0	7	6	6	29

TEAM	QTR	TIME	SCORING PLAY	IND	CAR
Panthers	1	13:41	Gano 39 yd. field goal	0	3
Panthers	1	7:21	Stewart 3 yd. run (Gano kick)	0	10
Colts	2	10:24	Vinatieri 47 yd. field goal	3	10
Colts	2	7:04	Vinatieri 34 yd. field goal	6	10
Panthers	3	0:14	Olsen 27 yd. pass from Newton (Gano kick)	6	17
Panthers	4	10:44	Brown 8 yd. pass from Newton (kick failed)	6	23
Colts	4	7:04	Johnson 18 yd. pass from Luck (Vinatieri kick)	13	23
Colts	4	2:27	Fleener 8 yd. pass from Luck (Vinatieri kick)	20	23
Colts	4	0:00	Vinatieri 24 yd. field goal	23	23
Colts	OT	12:04	Vinatieri 50 yd. field goal	26	23
Panthers	OT	7:50	Gano 42 yd. field goal	26	26
Panthers	OT	5:22	Gano 52 yd. field goal	26	29

TEAM STATISTICS

	COLTS	PANTHERS
Total Net Yards	359	379
Net Yards Rushing	136	140
Net Yards Passing	223	239
Total First Downs	19	17
Third Down Efficiency	6-18-33%	4-16-25%
Penalties	2-15	6-55
Fumbles (#-Lost)	3-1	2-2
Field Goals (Made-Att.)	4-4	3-3
Red Zone Efficiency	2-4-50%	2-3-67%
Time of Possession	35:58	33:40

INDIVIDUAL STATISTICS

RUSHING:
Colts: Gore 22-70, Luck 6-35, Bradshaw 7-31.
Panthers: Stewart 24-82-1, Newton 10-41, Brown 1-14, Whittaker 1-3.

PASSING:
Colts: Luck 23-47-231, 2 TD, 3 INT.
Panthers: Newton 16-35-248, 2 TD, 1 INT.

RECEIVING:
Colts: Fleener 7-43-1, Whalen 5-48, Johnson 4-81-1, Gore 3-22, Moncrief 2-18, Hilton 1-15, Allen 1-4.
Panthers: Olsen 6-79-1, Brown 3-42-1, Ginn 2-60, Cotchery 2-18, Tolbert 1-40, Funchess 1-8, Stewart 1-1.

Adam Vinatieri converted four field goals and two PATs for 14 points against Carolina.

GAME 9

DENVER 24 INDIANAPOLIS 27

NOVEMBER 8, 2015 • LUCAS OIL STADIUM • 66,894

The Colts claimed a Week 9 victory against an undefeated Denver Broncos team at Lucas Oil Stadium, 27-24. Indianapolis jumped out to a 17-0 lead following touchdowns from Frank Gore and Jack Doyle and a 43-yard field goal from Adam Vinatieri. The Colts defense limited the Broncos to 95 net yards in the first half (15 rushing, 80 passing) and went on to hold the Broncos to 35 rushing yards by the end of the game. Prior to halftime, Denver found the scoreboard when Omar Bolden returned a punt 83 yards for a touchdown as time expired. The Broncos capitalized on the momentum in the third quarter and posted 10 unanswered points following an Emmanuel Sanders 64-yard touchdown reception and a Brandon McManus 29-yard field goal. With the score tied at 17-17, Andrew Luck drove the Colts 80 yards in 12 plays and found Ahmad Bradshaw for an eight-yard touchdown reception. Denver responded on its next possession with a touchdown to Owen Daniels to tie the score once again. Needing a counter, Indianapolis moved the ball 33 yards on its next drive to set up Vinatieri's 55-yard field goal for a 27-24 advantage. On the first play of Denver's next possession, Darius Butler intercepted Peyton Manning giving the Colts the ball which they would not relinquish. Luck threw for 252 yards and two touchdowns in the win while Gore tallied 28 carries for 83 yards and a score. Defensively, Butler and Mike Adams contributed with interceptions.

SCORING DRIVES

	1	2	3	4	OT	Total
Broncos	0	7	10	7	0	24
Colts	7	10	0	10	0	27

TEAM	QTR	TIME	SCORING PLAY	DEN	IND
Colts	1	6:48	Gore 7 yd. run (Vinatieri kick)	0	7
Colts	2	12:13	Vinatieri 43 yd. field goal	0	10
Colts	2	7:12	Doyle 3 yd. pass from Luck (Vinatieri kick)	0	17
Broncos	2	0:00	Bolden 83 yd. punt return (McManus kick)	7	17
Broncos	3	11:27	Sanders 64 yd. pass from Manning (McManus kick)	14	17
Broncos	3	4:57	McManus 29 yd. field goal	17	17
Colts	4	14:05	Bradshaw 8 yd. pass from Luck (Vinatieri kick)	17	24
Broncos	4	8:54	Daniels 1 yd. pass from Manning (McManus kick)	24	24
Colts	4	6:13	Vinatieri 55 yd. field goal	24	27

TEAM STATISTICS

	BRONCOS	COLTS
Total Net Yards	309	365
Net Yards Rushing	35	120
Net Yards Passing	274	245
Total First Downs	16	27
Third Down Efficiency	6-12-50%	12-20-60%
Penalties	8-56	4-30
Fumbles (#-Lost)	0-0	0-0
Field Goals (Made-Att.)	1-1	2-2
Red Zone Efficiency	1-2-50%	3-4-75%
Time of Possession	21:21	38:39

INDIVIDUAL STATISTICS

RUSHING:
Colts: Gore 28-83-1, Luck 6-34, Bradshaw 6-3.
Broncos: Anderson 7-34, Hillman 7-1.

PASSING:
Colts: Luck 21-36-252, 2 TD.
Broncos: Manning 21-36-281, 2 TD, 2 INT.

RECEIVING:
Colts: Hilton 5-82, Whalen 5-73, Fleener 4-22, Moncrief 3-30, Doyle 2-18, Gore 1-19, Bradshaw 1-8.
Broncos: Daniels 6-102-1, Sanders 6-90-1, Thomas 5-50, Fowler 2-22, Green 1-13, Anderson 1-4.

Andrew Luck completed 21-of-36 passes for 252 yards and two touchdowns in a win against Denver.

GAME 10

INDIANAPOLIS 24 ATLANTA 21

NOVEMBER 22, 2015 • GEORGIA DOME • 70,433

Indianapolis evened its record to 5-5 after claiming a 24-21 road victory against the Atlanta Falcons at the Georgia Dome. The Falcons jumped out to a 14-0 lead with two touchdown receptions from fullback Patrick DiMarco. The Colts responded after Atlanta's second touchdown when Matt Hasselbeck found Ahmad Bradshaw for a seven-yard score in the second quarter to cut the Falcons lead to 14-7 at halftime. Atlanta scored on its opening offensive possession of the second half following Leonard Hankerson's three-yard touchdown reception. Indianapolis would then counter with 17 unanswered points, including Ahmad Bradshaw's second receiving touchdown and an interception return for a touchdown from D'Qwell Jackson. On the Colts final possession of the game, Hasselbeck drove the team 56 yards in nine plays to set up Adam Vinatieri's 43-yard game-winning field goal. It became Vinatieri's 26th career game-winning kick as he competed in his 300th career contest. Hasselbeck completed 23-of-32 passes for 213 yards, two touchdowns and two interceptions for an 84.5 passer rating. He improved to 3-0 as a starter on the season and became just the third quarterback in the Super Bowl era to win three consecutive starts at the age of 40 or older. Defensively, Jackson totaled 1.0 sack and one pass defensed in addition to his pick-six. Dwight Lowery and Coby Fleener also contributed with interceptions. Fleener's took place on the last play of the game with the Falcons attempting a Hail Mary.

SCORING DRIVES

	1	2	3	4	OT	Total
Colts	0	7	7	10	0	24
Falcons	7	7	7	0	0	21

TEAM	QTR	TIME	SCORING PLAY	IND	ATL
Falcons	1	0:02	DiMarco 15 yd. pass from Ryan (Bryant kick)	0	7
Falcons	2	8:54	DiMarco 1 yd. pass from Ryan (Bryant kick)	0	14
Colts	2	1:55	Bradshaw 7 yd. pass from Hasselbeck (Vinatieri kick)	7	14
Falcons	3	9:38	Hankerson 3 yd. pass from Ryan (Bryant kick)	7	21
Colts	3	0:10	Bradshaw 2 yd. pass from Hasselbeck (Vinatieri kick)	14	21
Colts	4	10:07	Jackson 6 yd. interception return (Vinatieri kick)	21	21
Colts	4	0:52	Vinatieri 43 yd. field goal	24	21

TEAM STATISTICS

	COLTS	FALCONS
Total Net Yards	276	375
Net Yards Rushing	74	100
Net Yards Passing	202	275
Total First Downs	17	21
Third Down Efficiency	7-14-50%	8-16-50%
Penalties	7-42	6-69
Fumbles (#-Lost)	1-1	1-1
Field Goals (Made-Att.)	1-1	0-1
Red Zone Efficiency	2-3-67%	3-4-75%
Time of Possession	32:39	27:21

INDIVIDUAL STATISTICS

RUSHING:

Colts: Gore 14-34, Bradshaw 9-32, Hasselbeck 3-8, Reitz 1-0.
Falcons: Coleman 17-48, Freeman 3-43, Ryan 2-7, Ward 2-2.

PASSING:

Colts: Hasselbeck 23-32-213, 2 TD, 2 INT.
Falcons: Ryan 25-46-280, 3 TD, 3 INT.

RECEIVING:

Colts: Gore 5-46, Moncrief 5-41, Bradshaw 4-20-2, Fleener 3-45, Hilton 2-21, Whalen 2-20, Johnson 1-13, Allen 1-7.
Falcons: Jones 9-160, Hankerson 4-36-1, White 4-24, DiMarco 3-21-2, Ward 3-16, Tamme 1-16, Hardy 1-7.



D'Qwell Jackson posted 10 tackles, 1.0 sack and one interception returned for a touchdown against Atlanta.

GAME 11

TAMPA BAY 12 **INDIANAPOLIS 25**

NOVEMBER 29, 2015 • LUCAS OIL STADIUM • 65,696

The Colts improved to 6-5 on the season following a 25-12 victory against the Tampa Bay Buccaneers at Lucas Oil Stadium. In a tale of two halves, the Colts rebounded from a 12-6 halftime deficit to shut out Tampa Bay in the second half and score 19 unanswered points en route to the win. Both teams traded field goals on their first two possessions of the game before the Buccaneers grabbed the lead following Cameron Brate's 20-yard touchdown reception from Jameis Winston. Colts receivers Donte Moncrief and T.Y. Hilton fueled the momentum in the second half as the two accounted for 209 of the team's 336 yards of net offense. Indianapolis produced points on four of its six second half drives. Hilton recorded two touchdown receptions from Matt Hasselbeck in between two Adam Vinatieri field goals and finished the game with six catches for 95 yards. Moncrief posted his fourth career 100-yard contest (114) while establishing a single-game career-high with eight receptions. Hasselbeck won his fourth consecutive start and tallied 315 passing yards, which was his first 300-yard contest since Dec. 24, 2011. Vinatieri finished the game with four field goals (49, 27, 26 and 44 yards) in his 301st career regular season game. Defensively, the Colts posted 5.0 sacks led by two from Erik Walden. Dwight Lowery posted his second interception in as many games on Tampa Bay's second to last drive.

SCORING DRIVES

	1	2	3	4	OT	Total
Bucs	3	9	0	0	0	12
Colts	3	3	13	6	0	25

TEAM	QTR	TIME	SCORING PLAY	TB	IND
Colts	1	8:13	Vinatieri 49 yd. field goal	0	3
Bucs	1	2:50	Barth 38 yd. field goal	3	3
Colts	2	12:44	Vinatieri 27 yd. field goal	3	6
Bucs	2	5:38	Barth 30 yd. field goal	6	6
Bucs	2	1:54	Brate 20 yd. pass from Winston (kick failed)	12	6
Colts	3	10:01	Vinatieri 26 yd. field goal	12	9
Colts	3	7:22	Hilton 19 yd. pass from Hasselbeck (Vinatieri kick)	12	16
Colts	3	1:02	Vinatieri 44 yd. field goal	12	19
Colts	4	5:53	Hilton 3 yd. pass from Hasselbeck (kick failed)	12	25

TEAM STATISTICS

	BUCS	COLTS
Total Net Yards	344	336
Net Yards Rushing	132	27
Net Yards Passing	212	309
Total First Downs	21	23
Third Down Efficiency	6-13-46%	7-16-44%
Penalties	12-95	6-45
Fumbles (#-Lost)	0-0	1-0
Field Goals (Made-Att.)	2-3	4-4
Red Zone Efficiency	0-1-0%	2-4-50%
Time of Possession	27:35	32:25

INDIVIDUAL STATISTICS

RUSHING:
Colts: Gore 19-24, Bradshaw 4-6, Hasselbeck 3- -3.
Bucs: Martin 14-97, Winston 3-27, Sims 4-8.

PASSING:
Colts: Hasselbeck 26-46-315, 2 TD.
Bucs: Winston 20-36-245, 1 TD, 1 INT.

RECEIVING:
Colts: Moncrief 8-114, Hilton 6-95-2, Fleener 3-27, Bradshaw 3-20, Allen 2-19, Gore 2-13, Johnson 1-22, Doyle 1-5.
Bucs: Evans 5-64, Brate 5-53-1, Jackson 4-76, Sims 3-31, Humphries 2-20, Martin 1-1.

Matt Hasselbeck threw for 315 yards and two touchdowns in the win against Tampa Bay.

GAME 12

INDIANAPOLIS 10 **PITTSBURGH 45**

DECEMBER 6, 2015 • HEINZ FIELD • 58,701

Indianapolis fell to 6-6 on the year following a 45-10 defeat at the hands of the Pittsburgh Steelers. The Colts had a 10-6 lead into the second quarter following an Adam Vinatieri 35-yard field goal and a Frank Gore nine-yard touchdown reception from Matt Hasselbeck. That would be the only scoring Indianapolis would see as they were shutout in the second half. The game remained close before the Steelers tallied back-to-back touchdown drives at the end of the second quarter to take a 21-10 halftime lead. Antonio Brown recorded his first of three total touchdowns on a seven-yard pass from Ben Roethlisberger. Markus Wheaton contributed with his lone score of the game on a five-yard touchdown with 10 seconds remaining in the second stanza. Indianapolis' defense struggled in the second half allowing two touchdowns and a punt return for a score. Martavis Bryant registered a 68-yard touchdown grab prior to a five-yard score from Brown. Brown then added a 71-yard punt return in the fourth quarter to cap the scoring. Hasselbeck completed 16-of-26 passes for 169 yards, one touchdown and two interceptions for a 61.2 passer rating. Gore led the team in rushing with 13 carries for 45 yards while adding three receptions for 49 yards and one score. The Colts were able to force turnovers on Pittsburgh's opening offensive possessions of the game. Rookie D'Joun Smith recovered a fumble on the opening kickoff and Billy Winn followed with his second fumble recovery of the year on the Steelers next drive.

SCORING DRIVES

	1	2	3	4	OT	Total
Colts	3	7	0	0	0	10
Steelers	6	15	7	17	0	45

TEAM	QTR	TIME	SCORING PLAY	IND	PIT
Colts	1	10:19	Vinatieri 35 yd. field goal	3	0
Steelers	1	5:27	Boswell 29 yd. field goal	3	3
Steelers	1	3:15	Boswell 51 yd. field goal	3	6
Colts	2	8:26	Gore 9 yd. pass from Hasselbeck (Vinatieri kick)	10	6
Steelers	2	4:04	Brown 7 yd. pass from Roethlisberger (Roethlisberger to Johnson pass)	10	14
Steelers	2	0:10	Wheaton 5 yd. pass from Roethlisberger (Boswell kick)	10	21
Steelers	3	12:35	Bryant 68 yd. pass from Roethlisberger (Boswell kick)	10	28
Steelers	4	14:11	Brown 5 yd. pass from Roethlisberger (Boswell kick)	10	35
Steelers	4	6:29	Boswell 42 yd. field goal	10	38
Steelers	4	4:01	Brown 71 yd. punt return (Boswell kick)	10	45

TEAM STATISTICS

	COLTS	STEELERS
Total Net Yards	240	522
Net Yards Rushing	54	158
Net Yards Passing	186	364
Total First Downs	11	24
Third Down Efficiency	3-14-21%	8-13-62%
Penalties	5-30	4-48
Fumbles (#-Lost)	1-1	4-2
Field Goals (Made-Att.)	1-1	3-4
Red Zone Efficiency	1-6-17%	3-4-75%
Time of Possession	27:11	32:49

INDIVIDUAL STATISTICS

RUSHING:
Colts: Gore 13-45, Herron 2-8, Hasselbeck 2-1, Tipton 1-0.
Steelers: Williams 26-134, Roethlisberger 1-13, Toussaint 4-12, Jones 1- -1.

PASSING:
Colts: Hasselbeck 16-26-169, 1 TD, 2 INT. Whitehurst 4-8-51.
Steelers: Roethlisberger 24-39-364, 4 TD.

RECEIVING:
Colts: Fleener 4-20, Gore 3-49-1, Hilton 3-36, Herron 3-16, Johnson 2-44, Whalen 2-9, Moncrief 1-33, Tipton 1-7, Allen 1-6.
Steelers: Brown 8-118-2, Williams 5-31, Bryant 4-114-1, Wheaton 3-50-1, James 3-30, Heyward-Bey 1-21.



Frank Gore totaled 94 yards from scrimmage and one receiving touchdown against the Steelers.

GAME 13

INDIANAPOLIS 16 JACKSONVILLE 51

DECEMBER 13, 2015 • EVERBANK FIELD • 62,372

The Colts lost their second consecutive road contest and dropped to 6-7 on the season after being defeated by the Jacksonville Jaguars, 51-16, at EverBank Field. The Colts entered halftime with a 13-9 advantage. Adam Vinatieri converted two field goals and Robert Mathis recovered a fumble in the end zone for his second career score. After allowing a field goal on Jacksonville's opening offensive drive, Indianapolis' defense held the Jaguars to five consecutive punts and two fumbles. In the second half, Jacksonville scored a touchdown on every offensive possession, which included a punt return for a score. Jaguars wide receiver Allen Hurns topped the 100-yard receiving plateau and contributed with a touchdown while Rashad Greene, Julius Thomas, Allen Robinson, Denard Robinson and Blake Bortles all tallied scores. The only scoring from the Colts in the second half came from Adam Vinatieri and his third field goal of the game. He surpassed Jason Hanson for the third most field goals made in NFL history. T.Y. Hilton posted four catches for 132 yards. It was his fourth career 100-yard contest against the Jaguars. Defensively, linebackers D'Qwell Jackson and Trent Cole and safety Mike Adams all contributed with sacks. Both Cole and Adams contributed with forced fumbles on their quarterback takedowns.

SCORING DRIVES

	1	2	3	4	OT	Total
Colts	3	10	3	0	0	16
Jaguars	3	6	21	21	0	51

TEAM	QTR	TIME	SCORING PLAY	IND	JAX
Jaguars	1	11:17	Myers 46 yd. field goal	0	3
Colts	1	7:47	Vinatieri 25 yd. field goal	3	3
Colts	2	13:47	Vinatieri 21 yd. field goal	6	3
Colts	2	1:56	Mathis fumble recovery in end zone (Vinatieri kick)	13	3
Jaguars	2	1:01	Branch 49 yd. fumble return (kick failed)	13	9
Jaguars	3	13:33	Hurns 80 yd. pass from Bortles (Myers kick)	13	16
Jaguars	3	11:49	Greene 73 yd. punt return (Myers kick)	13	23
Colts	3	7:38	Vinatieri 32 yd. field goal	16	23
Jaguars	3	4:51	Robinson 4 yd. pass from Bortles (Myers kick)	16	30
Jaguars	4	12:53	Thomas 3 yd. pass from Bortles	16	37
Jaguars	4	5:59	Robinson 1 yd. run (Myers kick)	16	44
Jaguars	4	1:57	Bortles 1 yd. run (Myers kick)	16	51

TEAM STATISTICS

	COLTS	JAGUARS
Total Net Yards	322	380
Net Yards Rushing	95	154
Net Yards Passing	227	226
Total First Downs	17	24
Third Down Efficiency	4-16-25%	2-9-22%
Penalties	8-85	5-40
Fumbles (#-Lost)	1-1	3-2
Field Goals (Made-Att.)	3-3	1-1
Red Zone Efficiency	0-3-0%	4-4-100%
Time of Possession	30:48	29:12

INDIVIDUAL STATISTICS

RUSHING:
Colts: Gore 16-60, Herron 4-16, Hasselbeck 1-10, Tipton 1-7, Whitehurst 1-2.
Jaguars: Robinson 14-75-1, Yeldon 11-62, Bortles 4-17.

PASSING:
Colts: Hasselbeck 18-35-252. Whitehurst 2-8-8, 1 INT.
Jaguars: Bortles 16-30-250, 3 TD.

RECEIVING:
Colts: Hilton 4-132, Tipton 4-50, Moncrief 3-52, Johnson 3-19, Herron 2-5, Allen 2- -3, Fleener 1-6, Gore 1- -1.
Jaguars: Thomas 5-54-1, Hurns 3-105-1, Harbor 2-21, Lee 1-21, Greene 1-18, Lewis 1-14, D. Robinson 1-12, A. Robinson 1-4, Yeldon 1-1.

Robert Mathis contributed with a fumble recovery for a touchdown against Jacksonville.

GAME 14

HOUSTON 16 **INDIANAPOLIS 10**

DECEMBER 20, 2015 • LUCAS OIL STADIUM • 66,083

Indianapolis dropped to 6-8 on the year after falling to the Houston Texans, 16-10, at Lucas Oil Stadium. It was Houston's first win in its history at Indianapolis. The Colts defense forced two Texans turnovers on their opening offensive possessions of the game and capitalized with a Donte Moncrief touchdown to take a 7-0 lead. Two possessions later, Adam Vinatieri converted his lone field goal attempt of the game from 29 yards to give Indianapolis a 10-0 advantage. Houston's defense would prevent further scoring from the Colts for the remainder of the game. Houston kicker Nick Novak split the uprights from 46 yards as time expired in the first half as Indianapolis took a 10-3 halftime lead. Following a punt on their first drive of the second half, the Texans tallied a field goal and touchdown on back-to-back possessions to gain a 13-10 advantage. As the Colts attempted to mount a drive for a comeback, a fumble and an interception on consecutive drives sealed the win for Houston. Matt Hasselbeck completed 17-of-30 passes for 147 yards, one touchdown and one interception. Moncrief led the Colts in receiving with five receptions for 51 yards and one touchdown. Defensively, Indianapolis compiled 3.0 sacks and forced two takeaways. Vontae Davis nabbed his third interception of the season while Mike Adams contributed with a forced fumble and fumble recovery.

SCORING DRIVES

	1	2	3	4	OT	Total
Texans	0	3	3	10	0	16
Colts	0	10	0	0	0	10

TEAM	QTR	TIME	SCORING PLAY	HOU	IND
Colts	2	14:50	Moncrief 11 yd. pass from Hasselbeck (Vinatieri kick)	0	7
Colts	2	6:12	Vinatieri 29 yd. field goal	0	10
Texans	2	0:00	Novak 22 yd. field goal	3	10
Texans	3	2:42	Novak 46 yd. field goal	6	10
Texans	4	10:36	Strong 8 yd. pass from Weeden (Novak kick)	13	10
Texans	4	1:56	Novak 32 yd. field goal	16	10

TEAM STATISTICS

	TEXANS	COLTS
Total Net Yards	305	190
Net Yards Rushing	155	50
Net Yards Passing	150	140
Total First Downs	20	14
Third Down Efficiency	5-15-33%	4-13-31%
Penalties	6-48	8-94
Fumbles (#-Lost)	2-1	1-1
Field Goals (Made-Att.)	3-4	1-1
Red Zone Efficiency	1-3-33%	1-2-50%
Time of Possession	33:56	26:04

INDIVIDUAL STATISTICS

RUSHING:

Colts: Gore 16-44, Tipton 1-4, Allen 1-1, Hasselbeck 1-1.
Texans: Blue 20-107, Hunt 5-26, Yates 1-7, Weeden 5-6, Polk 4-6, Porsch 1-2, Grimes 1-1.

PASSING:

Colts: Hasselbeck 17-30-147, 1 TD, 1 INT. Whitehurst 1-2-13.
Texans: Weeden 11-18-105, 1 TD. Yates 6-10-68, 1 INT.

RECEIVING:

Colts: Moncrief 5-51-1, Johnson 3-32, Hilton 3-29, Whalen 2-9, Gore 1-15, Fleener 1-12, Herron 1-6, Allen 1-5, Dorsett 1-1.
Texans: Hopkins 8-94, Washington 3-18, Griffin 2-30, Strong 2-23-1, Hunt 2-8.

In his 100th career start, Mike Adams totaled seven tackles, one forced fumble and one fumble recovery against Houston.

GAME 15

INDIANAPOLIS 18 MIAMI 12

DECEMBER 27, 2015 • SUN LIFE STADIUM • 65,482

Indianapolis improved to 7-8 on the season following an 18-12 victory against the Miami Dolphins at Sun Life Stadium. Rookie defensive tackle T.Y. McGill put the Colts on the board first with a safety on the Dolphins opening offensive possession of the game. It was his first career sack. Indianapolis then compiled a six-play, 70-yard scoring drive, which was capped by a Frank Gore 37-yard touchdown. Following a missed extra point, the Colts had an 8-0 advantage. Miami responded in the second quarter when Lamar Miller punched in a one-yard touchdown run. The Dolphins missed the ensuing two-point conversion. Indianapolis took a 15-6 lead into halftime when Gore hit paydirt for the second time in the game on an 11-yard rush. Miami netted two field goals from Andrew Franks in the second half and Colts kicker Adam Vinatieri converted from 38 yards in the fourth quarter for his 500th career field goal. With an Indianapolis six-point lead, the Dolphins drove 51 yards to set up a first-and-goal situation looking for the game-winning touchdown with under a minute to play. The Colts defense forced three incomplete passes before Robert Mathis tallied his second sack of the game on Miami's fourth down attempt to seal the win. Gore led the team with 15 rushes for 85 yards and two touchdowns. Defensively, the Colts posted their highest sack total (6.0) of the season as McGill, Mathis and Kendall Langford each posted 2.0 sacks apiece.

SCORING DRIVES

	1	2	3	4	OT	Total
Colts	8	7	0	3	0	18
Dolphins	0	6	3	3	0	12

TEAM	QTR	TIME	SCORING PLAY	IND	MIA
Colts	1	9:16	Tannehill sacked in end zone by McGill for a safety	2	0
Colts	1	6:01	Gore 37 yd. run (kick failed)	8	0
Dolphins	2	8:07	Miller 1 yd. run (pass failed)	8	6
Colts	2	4:42	Gore 11 yd. run (Vinatieri kick)	15	6
Dolphins	3	3:50	Franks 33 yd. field goal	15	9
Colts	4	8:30	Vinatieri 38 yd. field goal	18	9
Dolphins	4	5:17	Franks 20 yd. field goal	18	12

TEAM STATISTICS

	COLTS	DOLPHINS
Total Net Yards	268	361
Net Yards Rushing	100	82
Net Yards Passing	168	279
Total First Downs	20	22
Third Down Efficiency	6-12-50%	6-15-40%
Penalties	6-60	9-50
Fumbles (#-Lost)	0-0	0-0
Field Goals (Made-Att.)	1-1	2-2
Red Zone Efficiency	1-1-100%	1-5-20%
Time of Possession	27:11	32:49

INDIVIDUAL STATISTICS

RUSHING:

Colts: Gore 15-85-2, Herron 6-14, Dorsett 1-2, Whitehurst 1- -1.
Dolphins: Miller 15-31-1, Tannehill 1-28, Ajayi 9-23.

PASSING:

Colts: Hasselbeck 8-15-99. Whitehurst 9-14-78.
Dolphins: Tannehill 26-38-329, 1 INT.

RECEIVING:

Colts: Hilton 4-64, Johnson 3-39, Dorsett 2-29, Moncrief 2-15, Fleener 2-13, Gore 2-10, Doyle 2-7.
Dolphins: Landry 7-111, Miller 5-36, Parker 4-93, Cameron 3-34, Williams 3-33, Stills 3-14, Sims 1-8.

Kendall Langford totaled six tackles, 2.0 sacks and one pass defensed in the win against Miami.

GAME 16

TENNESSEE 24 **INDIANAPOLIS 30**

JANUARY 3, 2016 • LUCAS OIL STADIUM • 65,733

The Colts finished the season with an 8-8 record following a 30-24 victory against the Tennessee Titans at Lucas Oil Stadium. Indianapolis played two quarterbacks in the win with both Josh Freeman and Ryan Lindley throwing touchdown passes. The Colts scored on four of their seven first half possessions. Adam Vinatieri got Indianapolis on the scoreboard first with his 49-yard field goal in the first quarter. He also split the uprights from 52 yards in the second quarter and recorded his 18th career 100-point season. Freeman found Coby Fleener for a 57-yard touchdown in the first quarter and Lindley capped the first half scoring with an 18-yard touchdown pass to Andre Johnson during a two-minute drill. The Titans posted rushing touchdowns from Zach Mettenberger and David Cobb in the first half to keep Indianapolis' lead to one possession at halftime, 20-14. Colts inside linebacker Jerrell Freeman opened the second half when he intercepted Mettenberger and returned the pick 23 yards for a touchdown. Tennessee scored 10 unanswered points to make it a three-point contest in the fourth quarter, but a Vinatieri 35-yard field goal with 2:25 left in the game sealed the win. Josh Freeman finished the game having completed 15-of-28 passes for 149 yards and one touchdown while Lindley completed 6-of-10 passes for 58 yards and a touchdown. Coby Fleener led the team in receiving with seven catches for 88 yards and a touchdown. Defensively, Indianapolis notched 4.0 sacks.

SCORING DRIVES

	1	2	3	4	OT	Total
Titans	7	7	3	7	0	24
Colts	10	10	7	3	0	30

TEAM	QTR	TIME	SCORING PLAY	TEN	IND
Colts	1	8:57	Vinatieri 49 yd. field goal	0	3
Titans	1	2:21	Mettenberger 5 yd. run (Succop kick)	7	3
Colts	1	0:12	Fleener 57 yd. pass from Jo. Freeman (Vinatieri kick)	7	10
Titans	2	10:25	Cobb 1 yd. run (Succop kick)	14	10
Colts	2	6:29	Vinatieri 52 yd. field goal	14	13
Colts	2	0:13	Johnson 18 yd. pass from Lindley (Vinatieri kick)	14	20
Colts	3	14:19	Je. Freeman 23 yd. interception return (Vinatieri kick)	14	27
Titans	3	7:30	Succop 49 yd. field goal	17	27
Titans	4	11:07	Green-Beckham 5 yd. pass from Tanney (Succop kick)	24	27
Colts	4	2:25	Vinatieri 35 yd. field goal	24	30

TEAM STATISTICS

	TITANS	COLTS
Total Net Yards	231	327
Net Yards Rushing	137	127
Net Yards Passing	94	200
Total First Downs	14	20
Third Down Efficiency	4-14-29%	7-17-41%
Penalties	6-60	6-71
Fumbles (#-Lost)	1-0	0-0
Field Goals (Made-Att.)	1-1	3-3
Red Zone Efficiency	3-3-100%	1-2-50%
Time of Possession	26:43	33:17

INDIVIDUAL STATISTICS

RUSHING:
Colts: Gore 19-76, Jo. Freeman 8-24, Williams 2-12, Dorsett 1-11, Herron 2-4.
Titans: Cobb 19-73-1, Walker 1-36, Sankey 4-16, McBride 1-8, Mettenberger 2-4.

PASSING:
Colts: Jo. Freeman 15-28-149, 1 TD, 1 INT. Lindley 6-10-58, 1 TD.
Titans: Tanney 10-14-99, 1 TD. Mettenberger 5-13-38, 1 INT.

RECEIVING:
Colts: Fleener 7-88-1, Johnson 4-46-1, Hilton 4-44, Dorsett 4-28, Doyle 1-3, Moncrief 1- -2.
Titans: Walker 9-94, Green-Beckham 2-21-1, Douglas 2-19, Andrews 2-3.

Jerrell Freeman led the team with eight tackles while adding 2.0 sacks and one interception returned for a touchdown in a win against Tennessee.

2015 INDIANAPOLIS COLTS PARTICIPATION CHART

Date	9/13	9/21	9/27	10/4	10/8	10/18	10/25	11/2	11/8	11/22	11/29	12/6	12/13	12/20	12/27	1/3	TOTALS GP/GS/
Opponent	@Buf	NYJ	@Ten	Jax	@Hou	NE	NO	@Car	Den	@Atl	TB	@Pit	@Jax	Hou	@Mia	Ten	DNP/IA
29 Adams, Mike	SS	SS	SS	SS	SS	SS	IA	SS	SS	IA	IA	SS	SS	SS	SS	SS	13/13/0/3
56 Adongo, Daniel	PS	PS	PS	PS	PS	PS	PS	PS	PS	P	P	P	IA	X	X	X	3/0/0/1
83 Allen, Dwayne	TE	TE	IA	IA	TE	TE	TE	TE	TE	TE	TE	TE	TE	P	TE	IR	13/12/0/2
32 Anderson, Colt	P	P	P	P	P	P	SS	P	P	P	P	P	P	IA	IA	P	14/1/0/1
96 Anderson, Henry	DT	DT	DT	DT	DT	DT	DT	DT	DT	IR	IR	IR	IR	IR	IR	IR	9/9/0/0
65 Arkin, David	X	PS	X	X	X	X	X	PS	X	X	X	X	X	X	X	X	0/0/0/0
26 Ballard, Vick	IA	IR	X	X	X	X	X	X	X	X	X	X	X	X	X	X	0/0/0/1
44 Bradshaw, Ahmad	X	X	X	X	X	P	P	P	P	P	P	IR	IR	IR	IR	IR	6/0/0/0
5 Blanchard, Matt	X	X	X	X	X	X	PS	PS	PS	X	X	X	X	X	X	X	0/0/0/0
11 Bray, Quan	PS	PS	PS	PS	PS	PS	PS	P	P	P	P	P	P	P	P	P	9/0/0/0
31 Brown, Jalil	P	LCB	LCB	LCB	IR	X	X	X	X	X	X	X	LCB	P	P	P	8/4/0/0
73 Burton, Pierce	X	X	X	X	X	X	X	X	X	X	X	PS	PS	PS	PS	PS	0/0/0/0
20 Butler, Darius	LCB	IA	IA	P	P	P	P	P	P	P	P	P	P	LCB	P	P	14/2/0/2
16 Carter, Duron	PS	PS	PS	PS	PS	PS	PS	PS	PS	PS	PS	PS	PS	PS	PS	PS	0/0/0/0
25 Carter, Tony	X	X	X	X	X	X	P	P	P	X	X	X	X	X	X	X	3/0/0/0
74 Castonzo, Anthony	LT	LT	LT	LT	LT	LT	LT	LT	LT	LT	IA	IA	IA	LT	LT	LT	13/13/0/3
58 Cole, Trent	RUSH	RUSH	IA	RUSH	RUSH	RUSH	P	P	P	P	P	P	P	P	P	IA	14/5/0/2
35 Davis, Akeem	X	X	X	X	X	X	X	X	X	X	X	X	X	P	P	P	^6/0/0/0
21 Davis, Vontae	RCB	RCB	RCB	RCB	RCB	RCB	RCB	RCB	RCB	RCB	RCB	RCB	RCB	RCB	RCB	RCB	16/16/0/0
35 Dixon, Brandon	X	PS	X	X	X	X	X	X	X	X	X	X	X	X	X	X	0/0/0/0
15 Dorsett, Phillip	P	P	P	P	P	P	P	IA	IA	IA	IA	IA	P	P	P	P	11/0/0/5
84 Doyle, Jack	P	P	P	P	P	P	P	P	P	TE	P	P	P	P	P	TE	16/2/0/0
80 Fleener, Coby	P	TE	TE	TE	P	TE	P	TE	TE	TE	TE	P	TE	TE	TE	P	16/11/0/0
50 Freeman, Jerrell	WILL	WILL	WILL	WILL	IA	WILL	WILL	WILL	WILL	WILL	WILL	IA	IA	WILL	WILL	WILL	13/13/0/3
5 Freeman, Josh	X	X	X	X	X	X	X	X	X	X	X	X	X	X	X	QB	1/1/0/0
42 Geathers, Clayton	P	P	P	P	P	P	IA	P	P	SS	SS	P	P	P	P	P	15/2/0/1
39 Glover-Wright, Tay	X	X	X	X	PS	PS	PS	PS	PS	PS	PS	PS	PS	DNP	IA	P	1/0/1/1
71 Good, Denzelle	IA	IA	IA	IA	IA	IA	IA	IA	IA	IA	RT	RT	RT	P	P	RT	6/4/0/10
23 Gore, Frank	RB	RB	RB	RB	RB	RB	RB	RB	RB	RB	RB	RB	RB	RB	RB	RB	16/16/0/0
27 Guy, Winston	P	P	P	P	P	P	P	IA	P	P	P	P	IA	P	IA	IA	12/0/0/4
72 Harrison, Jonotthan	P	P	P	P	P	P	P	C	C	C	C	C	C	C	C	C	16/9/0/0
8 Hasselbeck, Matt	DNP	DNP	DNP	QB	QB	DNP	DNP	DNP	DNP	QB	QB	QB	QB	QB	QB	IA	8/8/7/1
63 Heenan, Ben	X	X	X	X	X	X	X	X	PS	PS	PS	PS	PS	PS	PS	PS	0/0/0/0
79 Herremans, Todd	RG	RG	P	IA	P	P	IA	P	IA	IA	IA	P	P	X	X	X	8/2/0/5
49 Herrera, Amarlo	PS	PS	PS	PS	PS	P	PS	PS	PS	PS	PS	PS	P	PS	PS	P	3/0/0/0
36 Herron, Daniel	X	X	X	X	X	X	X	X	X	X	P	P	P	P	P	P	*10/0/0/0
13 Hilton, T.Y.	WR	WR	WR	WR	WR	WR	WR	WR	WR	P	WR	WR	WR	WR	WR	WR	16/15/0/0
62 Holmes, Khaled	C	C	C	C	C	C	C	IA	DNP	DNP	DNP	DNP	DNP	DNP	P	P	9/7/6/1
55 Irving, Nate	P	IA	P	P	WILL	IA	P	IA	IA	P	P	WILL	IR	IR	IR	IR	8/2/0/4
52 Jackson, D'Qwell	MIKE	MIKE	MIKE	MIKE	MIKE	MIKE	MIKE	MIKE	MIKE	MIKE	MIKE	MIKE	MIKE	MIKE	MIKE	MIKE	16/16/0/0
53 Jackson, Edwin	X	X	X	X	X	X	X	X	X	X	X	X	PS	X	PS	PS	0/0/0/0
68 John, Ulrick	PS	PS	PS	PS	PS	PS	PS	X	X	X	X	X	X	X	X	X	0/0/0/0
81 Johnson, Andre	WR	WR	WR	WR	WR	WR	WR	P	WR	P	WR	WR	WR	WR	WR	WR	16/14/0/0
2 Johnson, Josh	X	X	X	DNP	DNP	X	X	X	X	X	X	X	X	X	X	X	0/0/2/0
97 Jones, Arthur	IR	IR	IR	IR	IR	IR	IR	IR	IR	IR	IR	IR	IR	IR	IR	IR	0/0/0/0
94 Kerr, Zach	P	IA	IA	P	P	IA	IA	IA	P	P	P	P	DT	DT	DT	DT	11/4/0/5
90 Langford, Kendall	DE	DE	DE	DE	DE	DE	DE	DE	DE	DE	DE	DE	DE	DE	DE	DE	16/16/0/0
3 Lindley, Ryan	X	X	X	X	X	X	X	X	X	X	X	X	X	X	X	P	1/0/0/0
60 Louis, Lance	LG	LG	IA	P	IA	IA	P	P	P	P	P	RG	P	IA	IA	P	11/3/0/5
33 Lowery, Dwight	FS	FS	FS	FS	FS	FS	FS	FS	FS	FS	FS	FS	FS	FS	FS	FS	16/16/0/0
12 Luck, Andrew	QB	QB	QB	IA	IA	QB	QB	QB	QB	IA	IA	IA	IA	IA	IA	IA	7/7/0/9
59 Martin, Josh	X	X	X	X	X	X	X	PS	PS	PS	X	X	X	X	X	X	0/0/0/0
98 Mathis, Robert	IA	P	P	P	P	P	RUSH	RUSH	RUSH	RUSH	RUSH	RUSH	RUSH	RUSH	RUSH	RUSH	15/10/0/1
1 McAfee, Pat	P	P	P	P	P	P	P	P	P	P	P	P	P	P	P	P	16/0/0/0
31 McDonald, Dewey	PS	PS	PS	PS	PS	PS	P	X	X	X	X	X	X	X	X	X	1/0/0/0
67 McGill, T.Y.	P	IA	IA	IA	IA	P	P	P	P	P	P	P	P	P	P	P	12/0/0/4
46 McGrath, Sean	X	X	PS	PS	X	X	PS	X	X	X	X	X	X	X	X	X	0/0/0/0
57 McNary, Josh	PS	P	P	P	P	P	P	P	P	P	P	P	WILL	P	IA	IR	13/1/0/1
75 Mewhort, Jack	RT	RT	LG	LG	LG	LG	LG	LG	LG	LG	LG	LG	LG	LG	LG	LG	16/16/0/0
43 Mitchel, Tevin	IR	IR	IR	IR	IR	IR	IR	IR	IR	IR	IR	IR	IR	IR	IR	IR	0/0/0/0
46 Mitchell, Josh	IR	IR	IR	IR	IR	IR	IR	IR	IR	IR	IR	IR	IR	IR	IR	IR	0/0/0/0
10 Moncrief, Donte	WR	P	WR	WR	WR	P	WR	WR	P	WR	P	WR	P	WR	P	WR	16/10/0/0
51 Moore, Sio	P	P	P	P	P	P	P	P	P	IA	IA	P	P	IA	P	IA	12/0/0/4
7 Morris, Stephen	X	X	X	X	X	X	X	X	X	X	X	X	X	X	DNP	IA	0/0/1/1
91 Newsome, Jonathan	P	IA	RUSH	P	P	P	IA	P	P	P	P	P	SLB	P	P	P	14/2/0/2
65 O'Brien, Kitt	X	X	X	X	X	X	X	PS	PS	X	X	X	X	X	X	X	0/0/0/0
95 Okine, Earl	P	P	P	X	PS	PS	PS	PS	PS	PS	PS	PS	PS	PS	P	P	5/0/0/0
45 Overton, Matt	P	P	P	P	P	P	P	P	P	P	P	P	P	P	P	P	16/0/0/0
54 Parry, David	NT	NT	NT	NT	NT	NT	NT	NT	NT	NT	NT	NT	NT	NT	NT	NT	16/16/0/0
41 Patterson, Eric	PS	P	P	X	X	X	X	X	X	X	X	X	X	X	X	X	2/0/0/0
61 Pendleton, Jeris	PS	X	X	X	X	X	X	X	X	X	X	X	X	X	X	X	0/0/0/0
26 Perkins, LaDarius	X	X	X	X	X	X	X	X	X	X	X	X	X	PS	PS	PS	0/0/0/0
26 Prater, Shaun	X	X	X	X	P	IA	X	X	X	X	X	X	X	X	X	X	1/0/0/1
40 Price, Sheldon	P	P	IR	X	X	X	X	X	X	X	X	X	X	X	X	X	2/0/0/0
64 Quarles, Kelcy	X	X	X	X	X	X	X	X	X	X	X	X	X	PS	IA	IA	0/0/0/2
76 Reitz, Joe	P	P	RT	RT	RT	RT	RT	RT	RT	RT	LT	LT	LT	RT	RT	RG	16/14/0/0
34 Robinson, Josh	P	P	P	P	P	IA	IA	IA	IA	PS	PS	PS	PS	IR	IR	IR	5/0/0/4
30 Smith, D'Joun	IA	IR	IR	IR	IR	IR	IR	IR	IR	P	P	P	P	IA	IR	IR	4/0/0/2
25 Southward, Dezmen	X	X	X	X	X	X	X	X	X	PS	PS	PS	PS	PS	PS	PS	0/0/0/0
14 Stangby, Josh	X	X	X	X	X	X	X	X	X	X	X	X	X	X	PS	PS	0/0/0/0
59 Studebaker, Andy	X	X	X	X	X	X	X	X	X	X	X	X	X	P	P	P	3/0/0/0
86 Swoope, Erik	PS	PS	PS	PS	PS	PS	PS	PS	PS	PS	PS	PS	PS	PS	PS	P	1/0/0/0
48 Sylvestre, Junior	IR	IR	IR	IR	IR	IR	IR	IR	IR	IR	IR	IR	IR	IR	IR	IR	0/0/0/0
3 Tanney, Alex	X	X	X	PS	PS	PS	X	X	X	PS	PS	PS	PS	PS	X	X	0/0/0/0
35 Thomas, Josh	X	X	P	P	P	P	P	P	IA	P	P	IA	X	X	X	X	8/0/0/2
69 Thornton, Hugh	IA	P	RG	RG	RG	RG	RG	RG	RG	RG	RG	IA	RG	RG	RG	IR	13/12/0/2
27 Tipton, Zurlon	X	PS	PS	P	P	P	P	P	P	P	X	P	P	P	X	X	10/0/0/0
28 Toler, Greg	IA	IA	IA	IA	LCB	LCB	LCB	LCB	LCB	LCB	LCB	LCB	IA	IA	LCB	LCB	10/10/0/6
38 Varga, Tyler	P	P	P	IA	IA	IR	IR	IR	IR	IR	IR	IR	IR	IR	IR	IR	3/0/0/2
61 Vellano, Joe	X	X	X	X	X	X	X	X	X	X	X	X	X	X	PS	PS	0/0/0/0
4 Vinatieri, Adam	P	P	P	P	P	P	P	P	P	P	P	P	P	P	P	P	16/0/0/0
47 Vogler, Brian	X	X	X	X	X	X	X	X	X	X	X	X	X	X	X	PS	0/0/0/0
93 Walden, Erik	SLB	SLB	SLB	SLB	SLB	SLB	SLB	SLB	SLB	SLB	SLB	SLB	IA	SLB	SLB	SLB	15/15/0/1
92 Werner, Bjoern	P	P	P	P	IA	IA	P	P	P	IA	IA	IA	P	IA	P	P	10/0/0/6
73 Wetzel, John	X	X	X	X	X	X	X	X	X	X	PS	X	X	X	X	X	0/0/0/0
17 Whalen, Griff	P	P	P	P	P	P	P	P	P	P	P	P	P	P	IR	IR	14/0/0/0
6 Whitehurst, Charlie	X	X	X	X	X	X	X	X	X	DNP	DNP	P	P	P	P	IR	4/0/2/0
40 Williams, Trey	X	X	X	X	X	X	X	X	X	X	X	X	X	X	P	P	2/0/0/0
99 Winn, Billy	IA	P	P	P	P	P	P	P	IA	DT	DT	DT	P	P	IR	IR	12/3/0/2

KEY: POSITION - start, P - played, IA - inactive, IR - injured reserve, DNP - did not play, PS - practice squad, X - not with team, PUP - physically unable to perform, NFI - non-football injury, SUS - suspended player, EXE - exempt, PSI - practice squad/injured * Played in four games with the Buffalo Bills from 10/11 - 11/12, ^ Played in two games with the New Orleans Saints 10/25 - 11/1 and one game with the Seattle Seahawks 12/13

INDIANAPOLIS COLTS
2015 GAME-BY-GAME STARTERS

OFFENSE

		WR	LT	LG	C	RG	RT	TE	WR	WR	QB	RB
9/13	@ Buffalo	A. Johnson	A. Castonzo	L. Louis	K. Holmes	T. Herremans	J. Mewhort	D. Allen	T. Hilton	D. Moncrief	A. Luck	F. Gore
9/21	NY JETS	A. Johnson	A. Castonzo	L. Louis	K. Holmes	T. Herremans	J. Mewhort	D. Allen	T. Hilton	C. Fleener (TE)	A. Luck	F. Gore
9/27	@ Tennessee	A. Johnson	A. Castonzo	J. Mewhort	K. Holmes	H. Thornton	J. Reitz	C. Fleener	T. Hilton	D. Moncrief	A. Luck	F. Gore
10/4	JACKSONVILLE	A. Johnson	A. Castonzo	J. Mewhort	K. Holmes	H. Thornton	J. Reitz	C. Fleener	T. Hilton	D. Moncrief	M. Hasselbeck	F. Gore
10/8	@ Houston	A. Johnson	A. Castonzo	J. Mewhort	K. Holmes	H. Thornton	J. Reitz	D. Allen	T. Hilton	D. Moncrief	M. Hasselbeck	F. Gore
10/18	NEW ENGLAND	A. Johnson	A. Castonzo	J. Mewhort	K. Holmes	H. Thornton	J. Reitz	D. Allen	T. Hilton	C. Fleener (TE)	A. Luck	F. Gore
10/25	NEW ORLEANS	A. Johnson	A. Castonzo	J. Mewhort	K. Holmes	H. Thornton	J. Reitz	D. Allen	T. Hilton	D. Moncrief	A. Luck	F. Gore
11/2	@ Carolina	D. Moncrief	A. Castonzo	J. Mewhort	J. Harrison	H. Thornton	J. Reitz	D. Allen	T. Hilton	C. Fleener (TE)	A. Luck	F. Gore
11/8	DENVER	A. Johnson	A. Castonzo	J. Mewhort	J. Harrison	H. Thornton	J. Reitz	D. Allen	T. Hilton	C. Fleener (TE)	A. Luck	F. Gore
11/22	@ Atlanta	J. Doyle (TE)	A. Castonzo	J. Mewhort	J. Harrison	H. Thornton	J. Reitz	D. Allen	D. Moncrief	C. Fleener (TE)	M. Hasselbeck	F. Gore
11/29	TAMPA BAY	A. Johnson	J. Reitz	J. Mewhort	J. Harrison	H. Thornton	D. Good	D. Allen	T. Hilton	C. Fleener (TE)	M. Hasselbeck	F. Gore
12/6	@ Pittsburgh	A. Johnson	J. Reitz	J. Mewhort	J. Harrison	L. Louis	D. Good	D. Allen	T. Hilton	D. Moncrief	M. Hasselbeck	F. Gore
12/13	@ Jacksonville	A. Johnson	J. Reitz	J. Mewhort	J. Harrison	H. Thornton	D. Good	D. Allen	T. Hilton	C. Fleener (TE)	M. Hasselbeck	F. Gore
12/20	HOUSTON	A. Johnson	A. Castonzo	J. Mewhort	J. Harrison	H. Thornton	J. Reitz	C. Fleener	T. Hilton	D. Moncrief	M. Hasselbeck	F. Gore
12/27	@ Miami	A. Johnson	A. Castonzo	J. Mewhort	J. Harrison	H. Thornton	J. Reitz	D. Allen	T. Hilton	C. Fleener (TE)	M. Hasselbeck	F. Gore
1/3	TENNESSEE	A. Johnson	A. Castonzo	J. Mewhort	J. Harrison	J. Reitz	D. Good	J. Doyle	T. Hilton	D. Moncrief	Jo. Freeman	F. Gore

DEFENSE

		DE	NT	DT	SLB	MIKE	WILL	RUSH	LCB	RCB	SS	FS
9/13	@ Buffalo	K. Langford	D. Parry	H. Anderson	E. Walden	D. Jackson	J. Freeman	T. Cole	D. Butler	V. Davis	M. Adams	D. Lowery
9/21	NY JETS	K. Langford	D. Parry	H. Anderson	E. Walden	D. Jackson	J. Freeman	T. Cole	J. Brown	V. Davis	M. Adams	D. Lowery
9/27	@ Tennessee	K. Langford	D. Parry	H. Anderson	E. Walden	D. Jackson	J. Freeman	J. Newsome	J. Brown	V. Davis	M. Adams	D. Lowery
10/4	JACKSONVILLE	K. Langford	D. Parry	H. Anderson	E. Walden	D. Jackson	J. Freeman	T. Cole	J. Brown	V. Davis	M. Adams	D. Lowery
10/8	@ Houston	K. Langford	D. Parry	H. Anderson	E. Walden	D. Jackson	N. Irving	T. Cole	G. Toler	V. Davis	M. Adams	D. Lowery
10/18	NEW ENGLAND	K. Langford	D. Parry	H. Anderson	E. Walden	D. Jackson	J. Freeman	T. Cole	G. Toler	V. Davis	M. Adams	D. Lowery
10/25	NEW ORLEANS	K. Langford	D. Parry	H. Anderson	E. Walden	D. Jackson	J. Freeman	R. Mathis	G. Toler	V. Davis	C. Anderson	D. Lowery
11/2	@ Carolina	K. Langford	D. Parry	H. Anderson	E. Walden	D. Jackson	J. Freeman	R. Mathis	G. Toler	V. Davis	M. Adams	D. Lowery
11/8	DENVER	K. Langford	D. Parry	H. Anderson	E. Walden	D. Jackson	J. Freeman	R. Mathis	G. Toler	V. Davis	M. Adams	D. Lowery
11/22	@ Atlanta	K. Langford	D. Parry	B. Winn	E. Walden	D. Jackson	J. Freeman	R. Mathis	G. Toler	V. Davis	C. Geathers	D. Lowery
11/29	TAMPA BAY	K. Langford	D. Parry	B. Winn	E. Walden	D. Jackson	J. Freeman	R. Mathis	G. Toler	V. Davis	C. Geathers	D. Lowery
12/6	@ Pittsburgh	K. Langford	D. Parry	B. Winn	E. Walden	D. Jackson	N. Irving	R. Mathis	G. Toler	V. Davis	M. Adams	D. Lowery
12/13	@ Jacksonville	K. Langford	D. Parry	Z. Kerr	J. Newsome	D. Jackson	J. McNary	R. Mathis	J. Brown	V. Davis	M. Adams	D. Lowery
12/20	HOUSTON	K. Langford	D. Parry	Z. Kerr	E. Walden	D. Jackson	J. Freeman	R. Mathis	D. Butler	V. Davis	M. Adams	D. Lowery
12/27	@ Miami	K. Langford	D. Parry	Z. Kerr	E. Walden	D. Jackson	J. Freeman	R. Mathis	G. Toler	V. Davis	M. Adams	D. Lowery
1/3	TENNESSEE	K. Langford	D. Parry	Z. Kerr	E. Walden	D. Jackson	J. Freeman	R. Mathis	G. Toler	V. Davis	M. Adams	D. Lowery

Running back Frank Gore and defensive end Kendall Langford were two of seven Colts players to start all 16 games last season. Entering 2016, Gore ranks first in consecutive starts (76) among active running backs in the NFL. Langford enters next season with 128 consecutive games played, which is tied for the most among active defensive linemen in the league.

INDIANAPOLIS COLTS 2015 TEAM STATS

COLTS

	FIRST DOWNS				TOTAL OFF.		RUSHING		PASSING						INT BY IND			PUNTS	PUNT RETURNS				KO RETURNS			PEN.	FUM.	SCORING							
	T	R	Pa	Pe	YDS	PLYS	YDS	ATT	YDS	SK/YD	ATT	COM	INT	NO	YDS	TD	NO-AVG	NO	YDS	FC	TD	NO	YDS	TD	NO-YDS	NO/LT	TD	TDr	TDp	TDrt	PAT	2-PT	FG	T.O.P.
9/13 @ Buffalo	23	5	16	2	304	68	64	17	240	2-3	49	26	2	0	0	0	4-44.3	2	1	2	0	3	58	0	5-49	2/1	2	0	2	0	0-0	1-2	0-1	27:36
9/21 NEW YORK JETS	17	4	11	2	343	61	93	24	250	0-0	37	21	3	1	0	0	3-49.7	0	0	3	0	4	98	0	11-84	2/2	1	0	1	0	1-1	0-0	0-1	28:12
9/27 @ Tennessee	20	9	10	1	378	56	133	23	245	3-15	30	18	2	2	95	1	5-49.8	0	0	4	0	0	0	0	11-71	1/0	5	2	2	1	5-5	0-0	0-0	25:01
10/4 JACKSONVILLE	22	3	14	5	326	74	60	24	266	3-16	47	30	0	0	0	0	6-47.8	2	16	6	0	3	72	0	4-45	3/2	1	0	1	0	1-1	0-0	3-3	34:14
10/8 @ Houston	22	6	10	6	323	59	110	30	213	0-0	29	18	0	2	48	0	3-49.0	2	16	0	0	2	74	0	7-65	0/0	3	1	2	0	3-3	0-0	2-2	27:33
10/18 NEW ENGLAND	24	6	16	2	409	75	120	22	289	3-23	50	30	0	1	14	1	6-47.8	3	15	1	0	1	19	0	11-103	0/0	4	0	3	1	3-4	0-0	0-0	32:32
10/25 NEW ORLEANS	15	3	10	2	376	61	75	13	301	4-32	44	23	2	1	0	0	10-51.7	5	38	2	0	4	91	0	7-42	3/1	3	0	3	0	3-3	0-0	0-0	21:37
11/2 @ Carolina	19	5	14	0	359	84	136	35	223	2-8	47	23	3	1	0	0	6-48.7	4	14	2	0	5	150	0	2-15	3/1	2	0	2	0	2-2	0-0	4-4	35:58
11/8 DENVER	27	7	13	7	365	77	120	40	245	1-7	36	21	0	2	1	0	5-45.2	3	2	1	0	2	33	0	4-30	0/0	3	1	2	0	3-3	0-0	2-2	38:39
11/22 @ Atlanta	17	3	11	3	276	61	74	27	202	2-11	32	23	2	3	8	1	5-52.0	4	17	1	0	2	70	0	7-42	1/1	3	0	2	1	3-3	0-0	1-1	32:39
11/29 TAMPA BAY	23	2	18	3	336	71	27	26	309	3-6	42	26	0	1	1	0	3-52.0	1	20	2	0	4	84	0	6-45	1/0	2	0	2	0	1-2	0-0	4-4	32:25
12/6 @ Pittsburgh	11	0	11	0	240	57	54	18	186	5-34	34	20	2	0	0	0	5-42.2	0	0	1	0	6	125	0	5-30	1/1	1	0	1	0	1-1	0-0	1-1	27:10
12/13 @ Jacksonville	17	7	9	1	322	69	95	23	227	3-33	43	20	1	0	0	0	7-47.9	3	7	1	0	0	0	0	8-85	1/1	1	0	0	1	1-1	0-0	3-3	30:48
12/20 HOUSTON	14	3	10	1	190	54	50	19	140	3-20	32	18	1	1	6	0	7-41.1	4	67	0	0	3	80	0	8-94	1/1	1	0	1	0	1-1	0-0	1-1	26:04
12/27 @ Miami	20	6	11	3	268	54	100	23	168	2-9	29	17	0	1	0	0	5-51.0	2	35	0	0	3	58	0	6-60	0/0	2	2	0	0	1-2	0-0	1-1	27:11
1/3 TENNESSEE	20	8	11	1	327	71	127	32	200	1-7	38	21	1	1	23	1	5-43.2	4	18	2	0	1	35	0	6-71	0/0	3	0	2	1	3-3	0-0	3-3	33:17
2015 Totals	**311**	**77**	**195**	**39**	**5,142**	**1,052**	**1,438**	**396**	**3,704**	**37-224**	**619**	**355**	**19**	**17**	**196**	**4**	**85-47.7**	**39**	**266**	**28**	**0**	**43**	**1,047**	**0**	**108-931**	**19/11**	**37**	**6**	**26**	**5**	**30-32**	**1-2**	**25-27**	**29:32**

3rd DOWN EFFICIENCY												
9/13	@ Buffalo	8-15-53%	10/8	@ Houston	3-11-27%	11/8	DENVER	12-20-60%	12/13	@ Jacksonville	4-16-25%
9/21	NEW YORK JETS	6-14-43%	10/18	NEW ENGLAND	7-16-44%	11/22	@ Atlanta	7-14-50%	12/20	HOUSTON	4-13-31%
9/27	@ Tennessee	4-11-36%	10/25	NEW ORLEANS	3-13-23%	11/29	TAMPA BAY	7-16-44%	12/27	@ Miami	6-12-50%
10/4	JACKSONVILLE	7-15-47%	11/2	@ Carolina	6-18-33%	12/6	@ Pittsburgh	3-14-21%	1/3	TENNESSEE	7-17-41%

OPPONENTS

	FIRST DOWNS				TOTAL OFF.		RUSHING		PASSING						INT BY OPP.			PUNTS	PUNT RETURNS				KO RETURNS			PEN.	FUM.	SCORING							
	T	R	Pa	Pe	YDS	PLYS	YDS	ATT	YDS	SK/YD	ATT	COM	INT	NO	YDS	TD	NO-AVG	NO	YDS	FC	TD	NO	YDS	TD	NO-YDS	NO/LT	TD	TDr	TDp	TDrt	PAT	2-PT	FG	T.O.P.
9/13 @ Buffalo	15	7	7	1	342	55	147	36	195	0-0	19	14	0	2	53	0	5-50.4	1	6	2	0	1	0	0	11-113	2/0	3	2	1	0	3-3	0-0	2-2	32:24
9/21 NEW YORK JETS	20	3	13	4	344	62	101	27	243	1-1	34	22	1	3	29	0	5-34.0	0	0	2	0	0	0	0	8-90	1/0	2	0	2	0	2-2	0-0	2-3	31:48
9/27 @ Tennessee	28	7	18	3	433	74	88	27	345	3-22	44	27	2	2	72	0	5-42.4	3	-1	2	0	0	0	0	6-55	0/0	4	2	2	0	3-3	0-1	2-2	34:59
10/4 JACKSONVILLE	21	5	15	1	431	79	142	28	289	1-9	50	28	0	0	0	0	8-38.4	0	0	1	0	0	0	0	13-92	3/0	1	0	1	0	1-1	0-0	2-4	36:10
10/8 @ Houston	24	5	17	2	444	70	82	28	362	1-0	41	31	2	0	0	0	3-41.0	2	11	1	0	0	0	0	13-125	0/0	2	0	2	0	2-2	0-0	2-2	32:27
10/18 NEW ENGLAND	22	5	15	2	417	64	116	25	301	2-11	37	23	1	0	0	0	5-47.8	2	8	3	0	1	5	0	8-72	0/0	4	1	3	0	4-4	0-0	2-2	27:28
10/25 NEW ORLEANS	22	9	12	1	449	83	183	36	266	2-14	45	29	1	2	25	0	10-48.7	8	44	0	0	0	0	0	12-100	1/0	4	3	1	0	3-4	0-0	0-0	38:23
11/2 @ Carolina	17	7	10	0	379	73	140	36	239	2-9	35	16	1	3	14	0	7-41.6	2	18	0	0	2	37	0	6-55	2/2	3	1	2	0	2-3	0-0	3-3	33:40
11/8 DENVER	16	2	13	1	309	51	35	14	274	1-7	36	21	2	0	0	0	5-43.0	1	83	1	1	2	69	0	8-56	0/0	3	0	2	1	3-3	0-0	1-1	21:21
11/22 @ Atlanta	21	3	15	3	375	71	100	24	275	1-5	46	25	3	2	24	0	5-50.6	1	1	2	0	1	26	0	6-69	1/1	3	0	3	0	3-3	0-0	0-1	27:21
11/29 TAMPA BAY	21	5	14	2	344	62	132	21	212	5-33	36	20	1	0	0	0	3-47.3	1	7	1	0	0	0	0	12-95	0/0	1	0	1	0	0-1	0-0	2-3	27:35
12/6 @ Pittsburgh	24	7	16	1	522	71	158	32	364	0-0	39	24	0	2	6	0	1-37.0	3	74	1	1	1	19	0	4-48	4/2	5	0	4	1	4-4	1-1	3-4	32:50
12/13 @ Jacksonville	24	9	12	3	380	62	154	29	226	3-24	30	16	0	1	48	0	5-45.6	2	73	1	1	0	0	0	5-40	3/2	7	2	3	2	6-7	0-0	1-1	29:12
12/20 HOUSTON	20	7	9	4	305	68	155	37	150	3-23	28	17	1	1	9	0	4-50.3	3	21	4	0	0	0	0	6-48	2/1	1	0	1	0	1-1	0-0	3-4	33:56
12/27 @ Miami	22	4	16	2	361	69	82	25	279	6-50	38	26	1	0	0	0	3-52.3	1	15	2	0	0	0	0	9-50	0/0	1	1	0	0	0-0	0-1	2-2	32:49
1/3 TENNESSEE	14	4	8	2	231	58	137	27	94	4-43	27	15	1	1	5	0	6-50.0	2	9	0	0	0	0	0	6-60	1/0	3	2	1	0	3-3	0-0	1-1	26:43
2015 Totals	**331**	**89**	**210**	**32**	**6,066**	**1,072**	**1,952**	**452**	**4,114**	**35-251**	**585**	**354**	**17**	**19**	**285**	**0**	**80-45.2**	**32**	**369**	**23**	**3**	**8**	**156**	**0**	**133-1,168**	**20/8**	**47**	**14**	**29**	**4**	**40-44**	**1-3**	**27-34**	**30:28**

3rd DOWN EFFICIENCY												
9/13	@ Buffalo	5-13-38%	10/8	@ Houston	8-16-50%	11/8	DENVER	6-12-50%	12/13	@ Jacksonville	2-9-22%
9/21	NEW YORK JETS	4-12-33%	10/18	NEW ENGLAND	5-12-42%	11/22	@ Atlanta	8-16-50%	12/20	HOUSTON	5-15-33%
9/27	@ Tennessee	4-13-31%	10/25	NEW ORLEANS	7-20-35%	11/29	TAMPA BAY	6-13-46%	12/27	@ Miami	6-15-40%
10/4	JACKSONVILLE	7-18-39%	11/2	@ Carolina	4-16-25%	12/6	@ Pittsburgh	8-13-62%	1/3	TENNESSEE	4-14-29%

* Punt number and average does not reflect blocks

INDIVIDUAL PASSING GAME-BY-GAME

12 ANDREW LUCK

Date	Opponent	Att	Cmp	Yds	Cmp%	Yds/Att	TD	TD%	INT	INT%	LG	Sack/Lost	Rating
9/13	@ Buffalo	49	26	243	53.1	4.96	2	4.1	2	4.1	30	2/3	63.6
9/21	New York Jets	37	21	250	56.8	6.76	1	2.7	3	8.1	30	0/0	52.8
9/27	@ Tennessee	30	18	260	60.0	8.67	2	6.7	2	6.7	48	3/15	82.6
10/4	Jacksonville						INACTIVE						
10/8	@ Houston						INACTIVE						
10/18	New England	50	30	312	60.0	6.24	3	6.0	0	0.0	27	3/23	98.1
10/25	New Orleans	44	23	333	52.3	7.57	3	6.8	2	4.5	87t	4/32	81.0
11/2	@ Carolina	47	23	231	48.9	4.91	2	4.3	3	6.4	30	2/8	50.9
11/8	Denver	36	21	252	58.3	7.00	2	5.6	0	0.0	38	1/7	98.4
11/22	@ Atlanta						INACTIVE						
11/29	Tampa Bay						INACTIVE						
12/6	@ Pittsburgh						INACTIVE						
12/13	@ Jacksonville						INACTIVE						
12/20	Houston						INACTIVE						
12/27	@ Miami						INACTIVE						
1/3	Tennessee						INACTIVE						
TOTALS		**293**	**162**	**1,881**	**55.3**	**6.42**	**15**	**5.1**	**12**	**4.1**	**87t**	**15/88**	**74.9**

8 MATT HASSELBECK

Date	Opponent	Att	Cmp	Yds	Cmp%	Yds/Att	TD	TD%	INT	INT%	LG	Sack/Lost	Rating
9/13	@ Buffalo						ACTIVE, DID NOT PLAY						
9/21	New York Jets						ACTIVE, DID NOT PLAY						
9/27	@ Tennessee						ACTIVE, DID NOT PLAY						
10/4	Jacksonville	47	30	282	63.8	6.00	1	2.1	0	0.0	28	3/16	87.4
10/8	@ Houston	29	18	213	62.1	7.34	2	6.9	0	0.0	43	0/0	107.4
10/18	New England						ACTIVE, DID NOT PLAY						
10/25	New Orleans						ACTIVE, DID NOT PLAY						
11/2	@ Carolina						ACTIVE, DID NOT PLAY						
11/8	Denver						ACTIVE, DID NOT PLAY						
11/22	@ Atlanta	32	23	213	71.9	6.66	2	6.3	2	6.3	31	2/11	84.5
11/29	Tampa Bay	42	26	315	61.9	7.50	2	4.8	0	0.0	31	3/6	100.8
12/6	@ Pittsburgh	26	16	169	61.5	6.50	1	3.8	2	7.7	34	2/14	61.2
12/13	@ Jacksonville	35	18	252	51.4	7.20	0	0.0	0	0.0	57	3/33	74.9
12/20	Houston	30	17	147	56.7	4.90	1	3.3	1	3.3	21	2/20	66.9
12/27	@ Miami	15	8	99	53.3	6.60	0	0.0	0	0.0	28	1/1	74.0
1/3	Tennessee						INACTIVE						
TOTALS		**256**	**156**	**1,690**	**60.9**	**6.60**	**9**	**3.5**	**5**	**2.0**	**57**	**16/101**	**84.0**

6 CHARLIE WHITEHURST

Date	Opponent	Att	Cmp	Yds	Cmp%	Yds/Att	TD	TD%	INT	INT%	LG	Sack/Lost	Rating
9/13	@ Buffalo						NOT ON TEAM						
9/21	New York Jets						NOT ON TEAM						
9/27	@ Tennessee						NOT ON TEAM						
10/4	Jacksonville						NOT ON TEAM						
10/8	@ Houston						NOT ON TEAM						
10/18	New England						NOT ON TEAM						
10/25	New Orleans						NOT ON TEAM						
11/2	@ Carolina						NOT ON TEAM						
11/8	Denver						NOT ON TEAM						
11/22	@ Atlanta						ACTIVE, DID NOT PLAY						
11/29	Tampa Bay						ACTIVE, DID NOT PLAY						
12/6	@ Pittsburgh	8	4	51	50.0	6.38	0	0.0	0	0.0	33	3/20	70.3
12/13	@ Jacksonville	8	2	8	25.0	1.00	0	0.0	1	12.5	7	0/0	0.0
12/20	Houston	2	1	13	50.0	6.50	0	0.0	0	0.0	13	1/0	70.8
12/27	@ Miami	14	9	78	64.3	5.57	0	0.0	0	0.0	16	1/8	78.9
1/3	Tennessee						NOT ON TEAM						
TOTALS		**32**	**16**	**150**	**50.0**	**4.69**	**0**	**0.0**	**1**	**3.1**	**33**	**5/28**	**50.3**

INDIVIDUAL PASSING GAME-BY-GAME (CONT)

5 JOSH FREEMAN

Date	Opponent	Att	Cmp	Yds	Cmp%	Yds/Att	TD	TD%	INT	INT%	LG	Sack/Lost	Rating
9/13	@ Buffalo						NOT ON TEAM						
9/21	New York Jets						NOT ON TEAM						
9/27	@ Tennessee						NOT ON TEAM						
10/4	Jacksonville						NOT ON TEAM						
10/8	@ Houston						NOT ON TEAM						
10/18	New England						NOT ON TEAM						
10/25	New Orleans						NOT ON TEAM						
11/2	@ Carolina						NOT ON TEAM						
11/8	Denver						NOT ON TEAM						
11/22	@ Atlanta						NOT ON TEAM						
11/29	Tampa Bay						NOT ON TEAM						
12/6	@ Pittsburgh						NOT ON TEAM						
12/13	@ Jacksonville						NOT ON TEAM						
12/20	Houston						NOT ON TEAM						
12/27	@ Miami						NOT ON TEAM						
1/3	Tennessee	28	15	149	53.6	5.32	1	3.6	1	3.6	57t	1/7	65.9
TOTALS		**28**	**15**	**149**	**53.6**	**5.32**	**1**	**3.6**	**1**	**3.6**	**57t**	**1/7**	**65.9**

3 RYAN LINDLEY

Date	Opponent	Att	Cmp	Yds	Cmp%	Yds/Att	TD	TD%	INT	INT%	LG	Sack/Lost	Rating
9/13	@ Buffalo						NOT ON TEAM						
9/21	New York Jets						NOT ON TEAM						
9/27	@ Tennessee						NOT ON TEAM						
10/4	Jacksonville						NOT ON TEAM						
10/8	@ Houston						NOT ON TEAM						
10/18	New England						NOT ON TEAM						
10/25	New Orleans						NOT ON TEAM						
11/2	@ Carolina						NOT ON TEAM						
11/8	Denver						NOT ON TEAM						
11/22	@ Atlanta						NOT ON TEAM						
11/29	Tampa Bay						NOT ON TEAM						
12/6	@ Pittsburgh						NOT ON TEAM						
12/13	@ Jacksonville						NOT ON TEAM						
12/20	Houston						NOT ON TEAM						
12/27	@ Miami						NOT ON TEAM						
1/3	Tennessee	10	6	58	60.0	5.80	1	10.0	0	0.0	18t	0/0	109.6
TOTALS		**10**	**6**	**58**	**60.0**	**5.80**	**1**	**10.0**	**0**	**0.0**	**18t**	**0/0**	**109.6**

INDIVIDUAL RUSHING GAME-BY-GAME

23 FRANK GORE

Date	Opponent	No	Yds	Avg	LG	TD
9/13	@ Buffalo	8	31	3.9	9	0
9/21	New York Jets	15	57	3.8	18	0
9/27	@ Tennessee	14	86	6.1	25	2
10/4	Jacksonville	17	53	3.1	22	0
10/8	@ Houston	22	98	4.5	20	1
10/18	New England	13	78	6.0	23	0
10/25	New Orleans	9	43	4.8	14	0
11/2	@ Carolina	22	70	3.2	10	0
11/8	Denver	28	83	3.0	17	1
11/22	@ Atlanta	14	34	2.4	9	0
11/29	Tampa Bay	19	24	1.3	5	0
12/6	@ Pittsburgh	13	45	3.5	12	0
12/13	@ Jacksonville	16	60	3.8	14	0
12/20	Houston	16	44	2.8	12	0
12/27	@ Miami	15	85	5.7	37t	2
1/3	Tennessee	19	76	4.0	15	0
TOTALS		**260**	**967**	**3.7**	**37t**	**6**

12 ANDREW LUCK

Date	Opponent	No	Yds	Avg	LG	TD
9/13	@ Buffalo	4	20	5.0	11	0
9/21	New York Jets	4	24	6.0	10	0
9/27	@ Tennessee	6	21	3.5	15	0
10/4	Jacksonville			INACTIVE		
10/8	@ Houston			INACTIVE		
10/18	New England	4	35	8.8	25	0
10/25	New Orleans	3	27	9.0	16	0
11/2	@ Carolina	6	35	5.8	11	0
11/8	Denver	6	34	5.7	11	0
11/22	@ Atlanta			INACTIVE		
11/29	Tampa Bay			INACTIVE		
12/6	@ Pittsburgh			INACTIVE		
12/13	@ Jacksonville			INACTIVE		
12/20	Houston			INACTIVE		
12/27	@ Miami			INACTIVE		
1/3	Tennessee			INACTIVE		
TOTALS		**33**	**196**	**5.9**	**25**	**0**

INDIVIDUAL PASSING GAME-BY-GAME (CONT)

44 AHMAD BRADSHAW

Date	Opponent	No	Yds	Avg	LG	TD
9/13	@ Buffalo		NOT ON TEAM			
9/21	New York Jets		NOT ON TEAM			
9/27	@ Tennessee		NOT ON TEAM			
10/4	Jacksonville		NOT ON TEAM			
10/8	@ Houston		NOT ON TEAM			
10/18	New England	4	8	2.0	4	0
10/25	New Orleans	1	5	5.0	5	0
11/2	@ Carolina	7	31	4.4	23	0
11/8	Denver	6	3	0.5	3	0
11/22	@ Atlanta	9	32	3.6	11	0
11/29	Tampa Bay	4	6	1.5	7	0
12/6	@ Pittsburgh		INJURED RESERVE			
12/13	@ Jacksonville		INJURED RESERVE			
12/20	Houston		INJURED RESERVE			
12/27	@ Miami		INJURED RESERVE			
1/3	Tennessee		INJURED RESERVE			
TOTALS		**31**	**85**	**2.7**	**23**	**0**

36 DANIEL HERRON

Date	Opponent	No	Yds	Avg	LG	TD
9/13	@ Buffalo		NOT ON TEAM			
9/21	New York Jets		NOT ON TEAM			
9/27	@ Tennessee		NOT ON TEAM			
10/4	Jacksonville		NOT ON TEAM			
10/8	@ Houston		NOT ON TEAM			
10/18	New England		NOT ON TEAM			
10/25	New Orleans		NOT ON TEAM			
11/2	@ Carolina		NOT ON TEAM			
11/8	Denver		NOT ON TEAM			
11/22	@ Atlanta		NOT ON TEAM			
11/29	Tampa Bay	0	0	0.0	0	0
12/6	@ Pittsburgh	2	8	4.0	5	0
12/13	@ Jacksonville	4	16	4.0	6	0
12/20	Houston	0	0	0.0	0	0
12/27	@ Miami	6	14	2.3	5	0
1/3	Tennessee	2	4	2.0	3	0
TOTALS		**14**	**42**	**3.0**	**6**	**0**

34 JOSH ROBINSON

Date	Opponent	No	Yds	Avg	LG	TD
9/13	@ Buffalo	4	11	2.8	7	0
9/21	New York Jets	5	12	2.4	8	0
9/27	@ Tennessee	2	8	4.0	5	0
10/4	Jacksonville	3	2	0.7	3	0
10/8	@ Houston	3	6	2.0	4	0
10/18	New England		INACTIVE			
10/25	New Orleans		INACTIVE			
11/2	@ Carolina		INACTIVE			
11/8	Denver		INACTIVE			
11/22	@ Atlanta		NOT ON TEAM			
11/29	Tampa Bay		NOT ON TEAM			
12/6	@ Pittsburgh		NOT ON TEAM			
12/13	@ Jacksonville		NOT ON TEAM			
12/20	Houston		INJURED RESERVE			
12/27	@ Miami		INJURED RESERVE			
1/3	Tennessee		INJURED RESERVE			
TOTALS		**17**	**39**	**2.3**	**8**	**0**

5 JOSH FREEMAN

Date	Opponent	No	Yds	Avg	LG	TD
9/13	@ Buffalo		NOT ON TEAM			
9/21	New York Jets		NOT ON TEAM			
9/27	@ Tennessee		NOT ON TEAM			
10/4	Jacksonville		NOT ON TEAM			
10/8	@ Houston		NOT ON TEAM			
10/18	New England		NOT ON TEAM			
10/25	New Orleans		NOT ON TEAM			
11/2	@ Carolina		NOT ON TEAM			
11/8	Denver		NOT ON TEAM			
11/22	@ Atlanta		NOT ON TEAM			
11/29	Tampa Bay		NOT ON TEAM			
12/6	@ Pittsburgh		NOT ON TEAM			
12/13	@ Jacksonville		NOT ON TEAM			
12/20	Houston		NOT ON TEAM			
12/27	@ Miami		NOT ON TEAM			
1/3	Tennessee	8	24	3.0	9	0
TOTALS		**8**	**24**	**3.0**	**9**	**0**

37 ZURLON TIPTON

Date	Opponent	No	Yds	Avg	LG	TD
9/13	@ Buffalo		NOT ON TEAM			
9/21	New York Jets		NOT ON TEAM			
9/27	@ Tennessee		NOT ON TEAM			
10/4	Jacksonville	0	0	0.0	0	0
10/8	@ Houston	2	9	4.5	7	0
10/18	New England	0	0	0.0	0	0
10/25	New Orleans	0	0	0.0	0	0
11/2	@ Carolina	0	0	0.0	0	0
11/8	Denver	0	0	0.0	0	0
11/22	@ Atlanta	0	0	0.0	0	0
11/29	Tampa Bay		NOT ON TEAM			
12/6	@ Pittsburgh	1	0	0.0	0	0
12/13	@ Jacksonville	1	7	7.0	7	0
12/20	Houston	1	4	4.0	4	0
12/27	@ Miami		NOT ON TEAM			
1/3	Tennessee		NOT ON TEAM			
TOTALS		**5**	**20**	**4.0**	**7**	**0**

15 PHILLIP DORSETT

Date	Opponent	No	Yds	Avg	LG	TD
9/13	@ Buffalo	0	0	0.0	0	0
9/21	New York Jets	0	0	0.0	0	0
9/27	@ Tennessee	0	0	0.0	0	0
10/4	Jacksonville	1	4	4.0	4	0
10/8	@ Houston	0	0	0.0	0	0
10/18	New England	0	0	0.0	0	0
10/25	New Orleans	0	0	0.0	0	0
11/2	@ Carolina		INACTIVE			
11/8	Denver		INACTIVE			
11/22	@ Atlanta		INACTIVE			
11/29	Tampa Bay		INACTIVE			
12/6	@ Pittsburgh		INACTIVE			
12/13	@ Jacksonville	0	0	0.0	0	0
12/20	Houston	0	0	0.0	0	0
12/27	@ Miami	1	2	2.0	2	0
1/3	Tennessee	1	11	11.0	11	0
TOTALS		**3**	**17**	**5.7**	**11**	**0**

INDIVIDUAL RUSHING GAME-BY-GAME (CONT)

8 MATT HASSELBECK

Date	Opponent	No	Yds	Avg	LG	TD
9/13	@ Buffalo		ACTIVE, DID NOT PLAY			
9/21	New York Jets		ACTIVE, DID NOT PLAY			
9/27	@ Tennessee		ACTIVE, DID NOT PLAY			
10/4	Jacksonville	3	1	0.3	4	0
10/8	@ Houston	3	-3	-1.0	-1	0
10/18	New England		ACTIVE, DID NOT PLAY			
10/25	New Orleans		ACTIVE, DID NOT PLAY			
11/2	@ Carolina		ACTIVE, DID NOT PLAY			
11/8	Denver		ACTIVE, DID NOT PLAY			
11/22	@ Atlanta	3	8	2.7	3	0
11/29	Tampa Bay	3	-3	-1.0	-1	0
12/6	@ Pittsburgh	2	1	0.5	2	0
12/13	@ Jacksonville	1	10	10.0	10	0
12/20	Houston	1	1	1.0	1	0
12/27	@ Miami	0	0	0.0	0	0
1/3	Tennessee		INACTIVE			
TOTALS		**16**	**15**	**0.9**	**10**	**0**

40 TREY WILLIAMS

Date	Opponent	No	Yds	Avg	LG	TD
9/13	@ Buffalo		NOT ON TEAM			
9/21	New York Jets		NOT ON TEAM			
9/27	@ Tennessee		NOT ON TEAM			
10/4	Jacksonville		NOT ON TEAM			
10/8	@ Houston		NOT ON TEAM			
10/18	New England		NOT ON TEAM			
10/25	New Orleans		NOT ON TEAM			
11/2	@ Carolina		NOT ON TEAM			
11/8	Denver		NOT ON TEAM			
11/22	@ Atlanta		NOT ON TEAM			
11/29	Tampa Bay		NOT ON TEAM			
12/6	@ Pittsburgh		NOT ON TEAM			
12/13	@ Jacksonville		NOT ON TEAM			
12/20	Houston		NOT ON TEAM			
12/27	@ Miami	0	0	0.0	0	0
1/3	Tennessee	2	12	6.0	12	0
TOTALS		**2**	**12**	**6.0**	**12**	**0**

38 TYLER VARGA

Date	Opponent	No	Yds	Avg	LG	TD
9/13	@ Buffalo	1	2	2.0	2	0
9/21	New York Jets	0	0	0.0	0	0
9/27	@ Tennessee	0	0	0.0	0	0
10/4	Jacksonville		INACTIVE			
10/8	@ Houston		INACTIVE			
10/18	New England		INJURED RESERVE			
10/25	New Orleans		INJURED RESERVE			
11/2	@ Carolina		INJURED RESERVE			
11/8	Denver		INJURED RESERVE			
11/22	@ Atlanta		INJURED RESERVE			
11/29	Tampa Bay		INJURED RESERVE			
12/6	@ Pittsburgh		INJURED RESERVE			
12/13	@ Jacksonville		INJURED RESERVE			
12/20	Houston		INJURED RESERVE			
12/27	@ Miami		INJURED RESERVE			
1/3	Tennessee		INJURED RESERVE			
TOTALS		**1**	**2**	**2.0**	**2**	**0**

6 CHARLIE WHITEHURST

Date	Opponent	No	Yds	Avg	LG	TD
9/13	@ Buffalo		NOT ON TEAM			
9/21	New York Jets		NOT ON TEAM			
9/27	@ Tennessee		NOT ON TEAM			
10/4	Jacksonville		NOT ON TEAM			
10/8	@ Houston		NOT ON TEAM			
10/18	New England		NOT ON TEAM			
10/25	New Orleans		NOT ON TEAM			
11/2	@ Carolina		NOT ON TEAM			
11/8	Denver		NOT ON TEAM			
11/22	@ Atlanta		ACTIVE, DID NOT PLAY			
11/29	Tampa Bay		ACTIVE, DID NOT PLAY			
12/6	@ Pittsburgh	0	0	0.0	0	0
12/13	@ Jacksonville	1	2	2.0	2	0
12/20	Houston	0	0	0.0	0	0
12/27	@ Miami	1	-1	-1.0	-1	0
1/3	Tennessee		INJURED RESERVE			
TOTALS		**2**	**1**	**0.5**	**2**	**0**

1 PAT MCAFEE

Date	Opponent	No	Yds	Avg	LG	TD
9/27	@ Tennessee	1	18	18.0	18	0
TOTALS		**1**	**18**	**18.0**	**18**	**0**

83 DWAYNE ALLEN

Date	Opponent	No	Yds	Avg	LG	TD
12/20	Houston	1	1	1.0	1	0
TOTALS		**1**	**1**	**1.0**	**1**	**0**

76 JOE REITZ

Date	Opponent	No	Yds	Avg	LG	TD
11/22	@ Atlanta	1	0	0.0	0	0
TOTALS		**1**	**0**	**0.0**	**0**	**0**

32 COLT ANDERSON

Date	Opponent	No	Yds	Avg	LG	TD
12/20	Houston	1	1	1.0	1	0
TOTALS		**1**	**-1**	**-1.0**	**-1**	**0**

INDIVIDUAL RECEIVING GAME-BY-GAME

13 T.Y. HILTON

Date	Opponent	Rec	Yds.	Avg.	LG	TD
9/13	@ Buffalo	7	88	12.6	30	0
9/21	New York Jets	4	45	11.3	27	0
9/27	@ Tennessee	4	94	23.5	48	0
10/4	Jacksonville	7	67	9.6	17	0
10/8	@ Houston	5	88	17.6	43	0
10/18	New England	6	74	12.3	27	1
10/25	New Orleans	4	150	37.5	87t	2
11/2	@ Carolina	1	15	15.0	15	0
11/8	Denver	5	82	16.4	30	0
11/22	@ Atlanta	2	21	10.5	15	0
11/29	Tampa Bay	6	95	15.8	31	2
12/6	@ Pittsburgh	3	36	12.0	19	0
12/13	@ Jacksonville	4	132	33.0	57	0
12/20	Houston	3	29	9.7	13	0
12/27	@ Miami	4	64	16.0	28	0
1/3	Tennessee	4	44	11.0	18	0
TOTALS		**69**	**1,124**	**16.3**	**87t**	**5**

10 DONTE MONCRIEF

Date	Opponent	Rec	Yds.	Avg.	LG	TD
9/13	@ Buffalo	6	46	7.7	15	1
9/21	New York Jets	7	122	17.4	30	1
9/27	@ Tennessee	4	32	8.0	11t	1
10/4	Jacksonville	6	75	12.5	21	0
10/8	@ Houston	1	3	3.0	3	0
10/18	New England	6	69	11.5	20	1
10/25	New Orleans	4	34	8.5	12	1
11/2	@ Carolina	2	18	9.0	13	0
11/8	Denver	3	30	10.0	15	0
11/22	@ Atlanta	5	41	8.2	11	0
11/29	Tampa Bay	8	114	14.3	31	0
12/6	@ Pittsburgh	1	33	33.0	33	0
12/13	@ Jacksonville	3	52	17.3	33	0
12/20	Houston	5	51	10.2	21	1
12/27	@ Miami	2	15	7.5	8	0
1/3	Tennessee	1	-2	-2.0	-2	0
TOTALS		**64**	**733**	**11.5**	**33**	**6**

INDIVIDUAL RECEIVING GAME-BY-GAME (CONT)

80 COBY FLEENER

Date	Opponent	Rec	Yds.	Avg.	LG	TD
9/13	@ Buffalo	1	5	5.0	5	0
9/21	New York Jets	0	0	0.0	0	0
9/27	@ Tennessee	4	51	12.8	19	0
10/4	Jacksonville	9	83	9.2	28	1
10/8	@ Houston	2	9	4.5	5	0
10/18	New England	3	20	6.7	11	0
10/25	New Orleans	3	47	15.7	27	0
11/2	@ Carolina	7	43	6.1	14	1
11/8	Denver	4	22	5.5	9	0
11/22	@ Atlanta	3	45	15.0	26	0
11/29	Tampa Bay	3	27	9.0	17	0
12/6	@ Pittsburgh	4	20	5.0	8	0
12/13	@ Jacksonville	1	6	6.0	6	0
12/20	Houston	1	12	12.0	12	0
12/27	@ Miami	2	13	6.5	10	0
1/3	Tennessee	7	88	12.6	57t	1
TOTALS		**54**	**491**	**9.1**	**57t**	**3**

81 ANDRE JOHNSON

Date	Opponent	Rec	Yds.	Avg.	LG	TD
9/13	@ Buffalo	4	24	6.0	9	0
9/21	New York Jets	3	27	9.0	12	0
9/27	@ Tennessee	0	0	0.0	0	0
10/4	Jacksonville	0	0	0.0	0	0
10/8	@ Houston	6	77	12.8	24	2
10/18	New England	3	35	11.7	16	0
10/25	New Orleans	4	44	11.0	35	0
11/2	@ Carolina	4	81	20.3	30	1
11/8	Denver	0	0	0.0	0	0
11/22	@ Atlanta	1	13	13.0	13	0
11/29	Tampa Bay	1	22	22.0	22	0
12/6	@ Pittsburgh	2	44	22.0	28	0
12/13	@ Jacksonville	3	19	6.3	8	0
12/20	Houston	3	32	10.7	18	0
12/27	@ Miami	3	39	13.0	16	0
1/3	Tennessee	4	46	11.5	18t	1
TOTALS		**41**	**503**	**12.3**	**35**	**4**

23 FRANK GORE

Date	Opponent	Rec	Yds.	Avg.	LG	TD
9/13	@ Buffalo	2	0	0.0	2	0
9/21	New York Jets	1	4	4.0	4	0
9/27	@ Tennessee	1	8	8.0	8	0
10/4	Jacksonville	5	34	6.8	14	0
10/8	@ Houston	0	0	0.0	0	0
10/18	New England	2	16	8.0	11	0
10/25	New Orleans	5	32	6.4	10	0
11/2	@ Carolina	3	22	7.3	12	0
11/8	Denver	1	19	19.0	19	0
11/22	@ Atlanta	5	46	9.2	31	0
11/29	Tampa Bay	2	13	6.5	9	0
12/6	@ Pittsburgh	3	49	16.3	34	1
12/13	@ Jacksonville	1	-1	-1.0	-1	0
12/20	Houston	1	15	15.0	15	0
12/27	@ Miami	2	10	5.0	6	0
1/3	Tennessee	0	0	0.0	0	0
TOTALS		**34**	**267**	**7.9**	**34**	**1**

17 GRIFF WHALEN

Date	Opponent	Rec	Yds.	Avg.	LG	TD
9/13	@ Buffalo	0	0	0.0	0	0
9/21	New York Jets	0	0	0.0	0	0
9/27	@ Tennessee	0	0	0.0	0	0
10/4	Jacksonville	1	16	16.0	16	0
10/8	@ Houston	0	0	0.0	0	0
10/18	New England	2	30	15.0	18t	1
10/25	New Orleans	0	0	0.0	0	0
11/2	@ Carolina	5	48	9.6	12	0
11/8	Denver	5	73	14.6	38	0
11/22	@ Atlanta	2	20	10.0	12	0
11/29	Tampa Bay	0	0	0.0	0	0
12/6	@ Pittsburgh	2	9	4.5	5	0
12/13	@ Jacksonville	0	0	0.0	0	0
12/20	Houston	2	9	4.5	5	0
12/27	@ Miami			INJURED RESERVE		
1/3	Tennessee			NOT ON TEAM		
TOTALS		**19**	**205**	**10.8**	**38**	**1**

15 PHILLIP DORSETT

Date	Opponent	Rec	Yds.	Avg.	LG	TD
9/13	@ Buffalo	2	45	22.5	29	0
9/21	New York Jets	1	25	25.0	25	0
9/27	@ Tennessee	2	43	21.5	35t	1
10/4	Jacksonville	2	7	3.5	6	0
10/8	@ Houston	1	9	9.0	9	0
10/18	New England	2	30	15.0	17	0
10/25	New Orleans	1	8	8.0	8	0
11/2	@ Carolina			INACTIVE		
11/8	Denver			INACTIVE		
11/22	@ Atlanta			INACTIVE		
11/29	Tampa Bay			INACTIVE		
12/6	@ Pittsburgh			INACTIVE		
12/13	@ Jacksonville	0	0	0.0	0	0
12/20	Houston	1	1	1.0	1	0
12/27	@ Miami	2	29	14.5	22	0
1/3	Tennessee	4	28	7.0	11	0
TOTALS		**18**	**225**	**12.5**	**35t**	**1**

83 DWAYNE ALLEN

Date	Opponent	Rec	Yds.	Avg.	LG	TD
9/13	@ Buffalo	3	17	5.7	8	1
9/21	New York Jets	0	0	0.0	0	0
9/27	@ Tennessee			INACTIVE		
10/4	Jacksonville			INACTIVE		
10/8	@ Houston	1	21	21.0	21	0
10/18	New England	3	23	7.7	10	0
10/25	New Orleans	1	10	10.0	10	0
11/2	@ Carolina	1	4	4.0	4	0
11/8	Denver	0	0	0.0	0	0
11/22	@ Atlanta	1	7	7.0	7	0
11/29	Tampa Bay	2	19	9.5	11	0
12/6	@ Pittsburgh	1	6	6.0	6	0
12/13	@ Jacksonville	2	-3	-1.5	6	0
12/20	Houston	1	5	5.0	5	0
12/27	@ Miami	0	0	0.0	0	0
1/3	Tennessee			INJURED RESERVE		
TOTALS		**16**	**109**	**6.8**	**21**	**1**

INDIVIDUAL RECEIVING GAME-BY-GAME (CONT)

84 JACK DOYLE

Date	Opponent	Rec	Yds.	Avg.	LG	TD
9/13	@ Buffalo	0	0	0.0	0	0
9/21	New York Jets	0	0	0.0	0	0
9/27	@ Tennessee	3	32	10.7	19	0
10/4	Jacksonville	0	0	0.0	0	0
10/8	@ Houston	1	0	0.0	0	0
10/18	New England	2	7	3.5	5	0
10/25	New Orleans	0	0	0.0	0	0
11/2	@ Carolina	0	0	0.0	0	0
11/8	Denver	2	18	9.0	15	1
11/22	@ Atlanta	0	0	0.0	0	0
11/29	Tampa Bay	1	5	5.0	5	0
12/6	@ Pittsburgh	0	0	0.0	0	0
12/13	@ Jacksonville	0	0	0.0	0	0
12/20	Houston	0	0	0.0	0	0
12/27	@ Miami	2	7	3.5	5	0
1/3	Tennessee	1	3	3.0	3	0
TOTALS		**12**	**72**	**6.0**	**19**	**1**

44 AHMAD BRADSHAW

Date	Opponent	Rec	Yds.	Avg.	LG	TD
9/13	@ Buffalo			NOT ON TEAM		
9/21	New York Jets			NOT ON TEAM		
9/27	@ Tennessee			NOT ON TEAM		
10/4	Jacksonville			NOT ON TEAM		
10/8	@ Houston			NOT ON TEAM		
10/18	New England	1	8	8.0	8	0
10/25	New Orleans	1	8	8.0	8	0
11/2	@ Carolina	0	0	0.0	0	0
11/8	Denver	1	8	8.0	8t	1
11/22	@ Atlanta	4	20	5.0	9	2
11/29	Tampa Bay	3	20	6.7	10	0
12/6	@ Pittsburgh			INJURED RESERVE		
12/13	@ Jacksonville			INJURED RESERVE		
12/20	Houston			INJURED RESERVE		
12/27	@ Miami			INJURED RESERVE		
1/3	Tennessee			INJURED RESERVE		
TOTALS		**10**	**64**	**6.4**	**10**	**3**

36 DANIEL HERRON

Date	Opponent	Rec	Yds.	Avg.	LG	TD
9/13	@ Buffalo			NOT ON TEAM		
9/21	New York Jets			NOT ON TEAM		
9/27	@ Tennessee			NOT ON TEAM		
10/4	Jacksonville			NOT ON TEAM		
10/8	@ Houston			NOT ON TEAM		
10/18	New England			NOT ON TEAM		
10/25	New Orleans			NOT ON TEAM		
11/2	@ Carolina			NOT ON TEAM		
11/8	Denver			NOT ON TEAM		
11/22	@ Atlanta			NOT ON TEAM		
11/29	Tampa Bay	0	0	0.0	0	0
12/6	@ Pittsburgh	3	16	5.3	7	0
12/13	@ Jacksonville	2	5	2.5	4	0
12/20	Houston	1	6	6.0	6	0
12/27	@ Miami	0	0	0.0	0	0
1/3	Tennessee	0	0	0.0	0	0
TOTALS		**6**	**27**	**4.5**	**7**	**0**

34 JOSH ROBINSON

Date	Opponent	Rec	Yds.	Avg.	LG	TD
9/13	@ Buffalo	0	0	0.0	0	0
9/21	New York Jets	5	27	5.4	9	0
9/27	@ Tennessee	0	0	0.0	0	0
10/4	Jacksonville	0	0	0.0	0	0
10/8	@ Houston	1	6	6.0	6	0
10/18	New England			INACTIVE		
10/25	New Orleans			INACTIVE		
11/2	@ Carolina			INACTIVE		
11/8	Denver			INACTIVE		
11/22	@ Atlanta			INJURED RESERVE		
11/29	Tampa Bay			INJURED RESERVE		
12/6	@ Pittsburgh			INJURED RESERVE		
12/13	@ Jacksonville			INJURED RESERVE		
12/20	Houston			INJURED RESERVE		
12/27	@ Miami			INJURED RESERVE		
1/3	Tennessee			INJURED RESERVE		
TOTALS		**6**	**33**	**5.5**	**9**	**0**

37 ZURLON TIPTON

Date	Opponent	Rec	Yds.	Avg.	LG	TD
9/13	@ Buffalo			PRACTICE SQUAD		
9/21	New York Jets			PRACTICE SQUAD		
9/27	@ Tennessee			PRACTICE SQUAD		
10/4	Jacksonville	0	0	0.0	0	0
10/8	@ Houston	0	0	0.0	0	0
10/18	New England	0	0	0.0	0	0
10/25	New Orleans	0	0	0.0	0	0
11/2	@ Carolina	0	0	0.0	0	0
11/8	Denver	0	0	0.0	0	0
11/22	@ Atlanta	0	0	0.0	0	0
11/29	Tampa Bay			NOT ON TEAM		
12/6	@ Pittsburgh	1	7	7.0	7	0
12/13	@ Jacksonville	4	50	12.5	27	0
12/20	Houston	0	0	0.0	0	0
12/27	@ Miami			NOT ON TEAM		
1/3	Tennessee			NOT ON TEAM		
TOTALS		**5**	**57**	**11.4**	**27**	**0**

38 TYLER VARGA

Date	Opponent	Rec	Yds.	Avg.	LG	TD
9/13	@ Buffalo	1	18	18.0	18	0
9/21	New York Jets	0	0	0.0	0	0
9/27	@ Tennessee	0	0	0.0	0	0
10/4	Jacksonville			INACTIVE		
10/8	@ Houston			INACTIVE		
10/18	New England			INJURED RESERVE		
10/25	New Orleans			INJURED RESERVE		
11/2	@ Carolina			INJURED RESERVE		
11/8	Denver			INJURED RESERVE		
11/22	@ Atlanta			INJURED RESERVE		
11/29	Tampa Bay			INJURED RESERVE		
12/6	@ Pittsburgh			INJURED RESERVE		
12/13	@ Jacksonville			INJURED RESERVE		
12/20	Houston			INJURED RESERVE		
12/27	@ Miami			INJURED RESERVE		
1/3	Tennessee			INJURED RESERVE		
TOTALS		**1**	**18**	**18.0**	**18**	**0**

INDIVIDUAL GAME-BY-GAME SACKS & INTERCEPTIONS

SACKS (NUMBER, YARDS)

PLAYER	9/13 at BUF	9/21 NYJ	9/27 at TEN	10/4 JAX	10/8 at HOU	10/18 NE	10/25 NO	11/2 at CAR	11/8 DEN	11/22 at ATL	11/29 TB	12/6 at PIT	12/13 at JAX	12/20 HOU	12/27 at MIA	1/3 TEN	TOTAL
Erik Walden					1.0-0						2.0-16						3.0-16
D'Qwell Jackson										1.0-5	1.0-0		1.0-7				3.0-12
Dwight Lowery						1.0-7											1.0-7
Mike Adams													1.0-8				1.0-8
Kendall Langford				1.0-9			1.0-9		1.0-7					1.0-7	2.0-16	1.0-9	7.0-57
Robert Mathis			1.0-6				1.0-5	2.0-9						1.0-10	2.0-17		7.0-47
Zach Kerr																	0.0-0
Bjoern Werner																	0.0-0
Henry Anderson		1.0-1															1.0-1
T.Y. McGill															2.0-17	1.0-9	3.0-26
Jerrell Freeman			1.0-8													2.0-25	3.0-33
Jonathan Newsome						1.0-4											1.0-4
Nate Irving											1.0-8						1.0-8
Trent Cole											1.0-9		1.0-9	1.0-6			3.0-24
David Parry			1.0-8														1.0-8
Team																	0.0-0
Total	**0.0-0**	**1.0-1**	**3.0-22**	**1.0-9**	**1.0-0**	**2.0-11**	**2.0-14**	**2.0-9**	**1.0-7**	**1.0-5**	**5.0-33**	**0.0-0**	**3.0-24**	**3.0-23**	**6.0-50**	**4.0-43**	**35.0-251**

INTERCEPTIONS (NUMBER, YARDS)

PLAYER	9/13 at BUF	9/21 NYJ	9/27 at TEN	10/4 JAX	10/8 at HOU	10/18 NE	10/25 NO	11/2 at CAR	11/8 DEN	11/22 at ATL	11/29 TB	12/6 at PIT	12/13 at JAX	12/20 HOU	12/27 at MIA	1/3 TEN	TOTAL
Vontae Davis							1-0	1-0						1-6	1-0		4-6
Mike Adams		1-0			2-48	1-14t			1-1								5-63
Darius Butler									1-0								1-0
Dwight Lowery			2-95							1-0	1-1						4-96
D'Qwell Jackson										1-6							1-6
Jerrell Freeman																1-23t	1-23
Coby Fleener										1-2							1-2
Total	**0-0**	**1-0**	**2-95**	**0-0**	**2-48**	**1-14t**	**1-0**	**1-0**	**2-1**	**3-8**	**1-1**	**0-0**	**0-0**	**1-6**	**1-0**	**1-23t**	**17-196**

Robert Mathis tied for the team lead with 7.0 sacks in 2015, which marked his ninth year leading the Colts in quarterback takedowns dating back to his rookie season in 2003. Mathis is the franchise sack leader with 118.0 and enters next season ranked fourth among active players.

FINAL 2015 REGULAR SEASON STATISTICS

AMERICAN FOOTBALL CONFERENCE

AFC EAST	W	L	T	PCT	PF	PA
* - New England	12	4	0	.750	465	315
NY Jets	10	6	0	.625	387	314
Buffalo	8	8	0	.500	379	359
Miami	6	10	0	.375	310	389

AFC NORTH	W	L	T	PCT	PF	PA
z - Cincinnati	12	4	0	.750	419	279
y - Pittsburgh	10	6	0	.625	423	319
Baltimore	5	11	0	.313	328	401
Cleveland	3	13	0	.188	278	432

AFC SOUTH	W	L	T	PCT	PF	PA
z - Houston	9	7	0	.563	339	313
Indianapolis	8	8	0	.500	333	408
Jacksonville	5	11	0	.313	376	448
Tennessee	3	13	0	.188	299	423

AFC WEST	W	L	T	PCT	PF	PA
** - Denver	12	4	0	.750	355	296
y - Kansas City	11	5	0	.688	405	287
Oakland	7	9	0	.438	359	399
San Diego	4	12	0	.250	320	398

NATIONAL FOOTBALL CONFERENCE

NFC EAST	W	L	T	PCT	PF	PA
z - Washington	9	7	0	.563	388	379
Philadelphia	7	9	0	.438	377	430
NY Giants	6	10	0	.375	420	442
Dallas	4	12	0	.250	275	374

NFC NORTH	W	L	T	PCT	PF	PA
z - Minnesota	11	5	0	.688	365	302
y - Green Bay	10	6	0	.625	368	323
Detroit	7	9	0	.438	358	400
Chicago	6	10	0	.375	335	397

NFC SOUTH	W	L	T	PCT	PF	PA
** - Carolina	15	1	0	.938	500	308
Atlanta	8	8	0	.500	339	345
New Orleans	7	9	0	.438	408	476
Tampa Bay	6	10	0	.375	342	417

NFC WEST	W	L	T	PCT	PF	PA
* - Arizona	13	3	0	.813	489	313
y -Seattle	10	6	0	.625	423	277
St. Louis	7	9	0	.438	280	330
San Francisco	5	11	0	.313	238	387

** - Clinched Division and Home Field
* - Clinched Division and Bye
z - Clinched Division
y - Clinched Wild Card

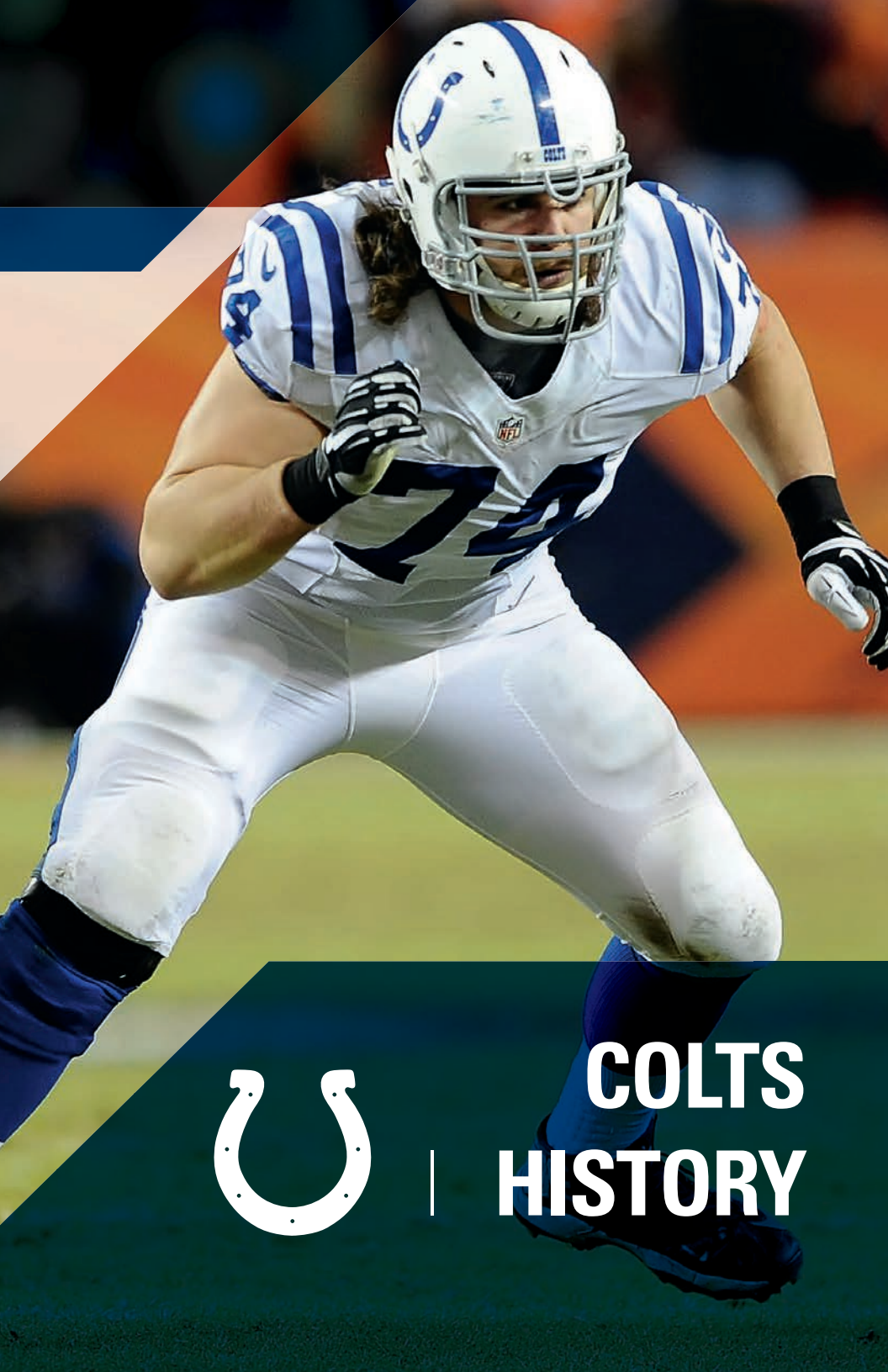

COLTS HISTORY

INDIANAPOLIS COLTS HISTORY

The roots of the franchise go back to December 28, 1946, when the bankrupt Miami Seahawks of the All-America Football Conference were purchased and relocated to Baltimore by a group headed by Bob Rodenberg. As the result of a contest in Baltimore, won by Charles Evans of Middle River, Md., the team was renamed the "Colts."

On September 7, 1947, wearing green and silver uniforms, the Colts, under Head Coach Cecil Isbell, won their initial AAFC game, 16-7, over the Brooklyn Dodgers. The team concluded its inaugural season before a record Baltimore crowd of 51,583 by losing to the New York Yankees, 21-7. The Colts finished with a 2-11-1 record, good for a fourth-place finish in the Eastern Division.

The Colts completed the 1948 season with a 7-8 record, tying the Buffalo Bills for the division title.

The Colts compiled a 1-11 mark in 1949.

The AAFC and NFL merged in 1950, and the Colts joined the NFL.

After posting a 1-11 record for the second consecutive year, the franchise was dissolved by the league on January 18, 1951, because of its failing financial condition.

After two seasons without professional football, NFL Commissioner Bert Bell challenged the franchise in December of 1952 to sell 15,000 season tickets within six weeks in order to re-enter the NFL. That 15,000-ticket quota was reached in four weeks and three days.

On January 23, 1953, under the principal ownership of Carroll Rosenbloom, the NFL's Dallas Texans franchise was moved to Baltimore where, keeping the "Colts" nickname, the Texans team colors of blue and white were inherited.

Before their first NFL season, the "new" Baltimore Colts engineered one of the biggest trades in sports history. In a deal with Cleveland involving 15 players, Baltimore received 10 Browns in exchange for five Colts. Among the players traded to Baltimore were Don Shula, Bert Rechichar, Carl Taseff and Art Spinney. These players helped the Colts open 1953 with a 13-9 upset of Chicago in a game where Rechichar booted a then-NFL record 56-yard field goal.

In 1954, the Colts hired Weeb Ewbank as head coach. Ewbank guided the Colts for nine seasons (the longest tenure of any Colts head coach) and won two conference and NFL championships.

On November 30, 1958, the Colts clinched their first Western Conference title with a 35-27 win over San Francisco before a record home sellout crowd of 57,557. Four weeks later, Baltimore won its first NFL title, downing the New York Giants, 23-17, in the fabled "sudden-death" overtime contest at Yankee Stadium.

The Colts repeated as champion in 1959, clinching their second conference crown after defeating the Giants, 31-16, in Baltimore for the NFL Championship.

In 1963, Shula replaced Ewbank as the team's third head coach since 1953. During 1963, QB-John Unitas led the Colts offense to eight team records and set a then-NFL seasonal mark of 237 completions.

The Colts won a then-club record 11 consecutive games in 1964, en route to clinching their third conference title. That season, WR-Raymond Berry caught his 506th career pass and RB-Lenny Moore scored 20 touchdowns, then both NFL records.

1963 - John Unitas

1950s

1953 - Baltimore Colts

1953 - Don Shula

1954 - Weeb Ewbank

1964 - Tom Matte

In 1965, Baltimore tied Green Bay for the conference title. With HB-Tom Matte quarterbacking the club because of injuries to Unitas and Gary Cuozzo, the Colts lost a controversial 13-10 "sudden-death" playoff contest to the Packers.

Under Shula, Baltimore made its first Super Bowl appearance in 1968. The club won the Coastal Division with a 13-1 mark, then defeated Minnesota, 24-14, in the Western Conference Championship game and blanked Cleveland, 34-0, for the NFL Championship. The team faced the American Football League Champion New York Jets in Super Bowl III, losing a 16-7 upset.

In May of 1969, the NFL merged with the AFL and Baltimore, Pittsburgh and Cleveland joined the old AFL teams to form the American Football Conference of the NFL.

As members of the AFC Eastern Division, the Colts won their first AFC game, 16-14, over San Diego on September 20, 1970. After clinching the division title, the Colts topped Cincinnati, 17-0, and Oakland, 27-17, to win the AFC Championship. On January 17, 1971, the Colts defeated Dallas in Super Bowl V, 16-13, on K-Jim O'Brien's 32-yard field goal with five seconds remaining in the game.

In July of 1972, the Colts came under new ownership as Robert Irsay acquired the club from Rosenbloom in exchange for the Los Angeles Rams.

In 1974, two Colts set NFL records as RB-Lydell Mitchell rushed 40 times at the New York Jets and QB-Bert Jones completed 17 consecutive passes versus the Jets. Mitchell led the NFL with 72 receptions. In 1975, Mitchell became the first Colts player with a 1,000-plus yard season, gaining 1,193 yards on 289 rushes.

After a 2-12 record in 1974, Baltimore's fortunes changed with the hiring of Ted Marchibroda as head coach in February of 1975. Marchibroda led the Colts to three consecutive division titles before posting consecutive 5-11 seasons in 1978 and 1979.

Mike McCormack replaced Marchibroda as head coach in January of 1980. The Colts improved to 7-9 in 1980 before recording a 2-14 mark in 1981.

On December 21, 1981, Frank Kush succeeded McCormack as head coach.

After two weeks of action in 1982, a players' strike resulted in the cancellation of seven games, and the NFL played a nine-game schedule. The Colts finished with a record of 0-8-1. Indianapolis received the first pick of the 1983 NFL Draft and selected QB-John Elway. Six days later, the Colts traded Elway to Denver for OT-Chris Hinton, QB-Mark Herrmann and its first-round pick in 1984.

1987 - Eric Dickerson

In 1983, the Colts finished 7-9, forging the biggest turnaround in NFL history for a team that had gone winless in the previous season. Hinton started at right guard in the Pro Bowl. RBs-Curtis Dickey and Randy McMillan combined for nearly 2,000 rushing yards as the club led the AFC and ranked second in the NFL.

Professional football came to Indianapolis on March 28, 1984, when Robert Irsay moved the historic NFL franchise from Baltimore to Indianapolis.

Following the 1984 season, Robert Irsay and General Manager Jim Irsay appointed Rod Dowhower as head coach on January 28, 1985. Indianapolis earned a

1960s | **1970s**

1964 - Lenny Moore

1968 - Western Conference Championship Game

1970 - Tom Nowatzke



1972 - Robert Irsay

5-11 mark with a club that rushed for a conference-leading 2,439 yards, fifth-best in the NFL. The team's 5.0 yards per carry rushing average marked the first time in a decade an AFC team achieved that feat.

On December 1, 1986, Ron Meyer succeeded Dowhower as head coach. Meyer led the club to the division title in 1987, before falling in the divisional round at Cleveland, 38-21.

RB-Eric Dickerson, acquired in a blockbuster trade on October 31, 1987, won the NFL rushing title in 1988 with 1,659 yards.

Indianapolis earned a 9-7 record in 1988 and an 8-8 mark in 1989, but lost playoff positions on the last weekend of each season.

The Colts were 7-9 in 1990. Meyer earned a 36-35 regular-season record before being succeeded by Rick Venturi on October 1, 1991.

Marchibroda returned as head coach on January 28, 1992. He led the Colts to a 9-7 record in 1992, the second time he guided the team to a then NFL-best eight-game one-season turnaround.

The Colts posted a 4-12 record in 1993 and an 8-8 mark in 1994.

The 1995 Colts earned a 9-7 record and gained playoff wins at San Diego and Kansas City before falling, 20-16, at Pittsburgh in the AFC Championship Game.

1995 - AFC Championship Game

Marchibroda's tenure ended on February 9, 1996. His 73 career victories tied Shula for most in Colts history. Lindy Infante became head coach on February 15, 1996. The Colts were 9-7 in 1996, reaching the playoffs in consecutive seasons for the first time since 1975-77.

Jim Irsay became Owner and Chief Executive Officer in 1997, and Bill Polian was named president on December 22, 1997, one day after the club finished a 3-13 season.

Jim Mora succeeded Infante as head coach on January 12, 1998. The Colts were 3-13 in 1998. RB-Marshall Faulk's 2,227 scrimmage yards set a club seasonal mark, while QB-Peyton Manning (326-575-3,739, 26 TDs) set NFL rookie records in every passing category.

1999 - Peyton Manning

At 13-3 in 1999, the Colts produced a then-NFL record 10-game one-season turnaround. The club won 11 straight games, tying then the franchise record achieved in 1964 and 1975-76. Manning, RB-Edgerrin James and WR-Marvin Harrison earned Pro Bowl honors, while K-Mike Vanderjagt won the NFL scoring title. The club earned its first playoff game in Indianapolis, but fell to Tennessee, 19-16.

The Colts were 10-6 in 2000, but lost in overtime at Miami, 23-17, in the Wild Card round. The back-to-back 10-plus-victory seasons were a first for the club since 1976-77. Manning (4,413) and James (1,709, 2,303) won the NFL passing, rushing and scrimmage yards titles.

The Colts were 6-10 in 2001, but Manning (4,131) and Harrison (109) had outstanding yardage and reception seasons. Tony Dungy succeeded Mora as head coach on January 22, 2002.

In 2002, Dungy led the Colts to a 10-6 record before losing in the Wild Card round at the New York Jets, 41-0. Manning became the first NFL player with four consecutive 4,000-plus passing yards seasons, while Harrison set the NFL seasonal record with 143 receptions and became the only NFL player with 100-plus receptions in four consecutive seasons.

In 2003, the Colts were 12-4, won the AFC South and advanced to the AFC Championship Game, falling at New England, 24-14. K-Mike Vanderjagt set a then NFL record with 41 consecutive field goals made, including all 37 attempts in 2003.

1980s | **1990s**

1983 - Chris Hinton

1987 - Eric Dickerson & Jim Irsay

1994 - Jim Harbaugh

1994- Marshall Faulk

Dungy led the Colts to a 12-4 mark and the AFC South title in 2004. Manning set NFL seasonal records with 49 touchdown passes (since broken) and a 121.1 rating, while the club set seasonal-bests with 522 points and 6,475 net yards (since broken). The Colts topped Denver, 49-24, in the Wild Card Playoffs before losing at New England, 20-3.

In 2005, Dungy directed the Colts to a 14-2 record, then the franchise record for seasonal wins. The club became then only the fourth in NFL history to earn a 13-0 start. The Colts fell in the Divisional Playoffs to Pittsburgh, 21-18. Dungy topped 100 career victories, while the Colts passed 400 wins in franchise history.

In 2006, the Colts were 12-4 and captured the fourth world championship in franchise history with a 29-17 win over Chicago in Super Bowl XLI in Miami Gardens, Fla. The club defeated Chicago after besting three prior playoffs foes, Kansas City (23-8), Baltimore (15-6) and New England (38-34).

In 2007, the Colts were 13-3, won a club-record fifth straight division title and became the first NFL team with five consecutive seasons with 12-plus victories. The club fell in the Divisional Playoffs to San Diego, 28-24.

In 2008, the Colts were 12-4, extending their league mark with six consecutive 12-plus-victory seasons. The club became the first in NFL history to win at least seven consecutive games in five consecutive seasons. Manning won his third AP NFL MVP award. Indianapolis fell in the Wild Card Playoffs in overtime at San Diego, 23-17.

Jim Caldwell succeeded Dungy as head coach on January 12, 2009. Dungy finished as the only coach in Colts history to post 10-plus wins and earn playoff appearances in seven straight seasons. In 2009, the club was 14-2 and became only the third team to start a season 14-0. The club extended its records to seven consecutive seasons with 12-plus victories and six years with a winning streak exceeding seven games. Caldwell tied the rookie mark for seasonal victories by an NFL head coach, and he earned the most consecutive wins to open a season and a career by a first-year head coach. Manning won an unprecedented fourth AP NFL MVP honor. The club set league marks for most consecutive regular season wins (23, 2008-09) and most regular season decade wins (115, 2000-09). Indianapolis defeated Baltimore, 20-3, and the New York Jets, 30-17, before falling to New Orleans, 31-17, in Super Bowl XLIV in Miami Gardens, Fla.

The Colts were 10-6 in 2010, won the AFC South and tied the NFL mark with a ninth consecutive playoff appearance (Dallas, 1975-83). It was the club's ninth straight season with 10-plus victories. The club fell in the Wild Card Playoffs to the New York Jets, 17-16.

Following a 2-14 campaign in 2011, Vice Chairman Bill Polian, Vice President & General Manager Chris Polian and Head Coach Jim Caldwell were all relieved of their duties. Jim Irsay and the organization hired Ryan Grigson to serve as the team's new general manager and Chuck Pagano as the team's new head coach.

The 2012 Colts faced one of the most unique years in franchise history. The team quickly experienced adversity when their head coach, Chuck Pagano, was diagnosed with a curable form of leukemia four weeks into the season. The Colts rallied around their ailing head coach and the "CHUCKSTRONG" campaign en route to accomplishing one of their main goals – extending the season for Pagano's return. Offensive Coordinator/Interim Head Coach Bruce Arians guided the team to a 9-3 record in Pagano's absence and clinched a playoff berth with the team's 20-13 victory at Kansas City. In the regular season finale, Pagano returned for the first time since his absence and capitalized on the team's goal, defeating the Houston Texans. Indianapolis fell short in an AFC Wild Card Playoff meeting at Baltimore, who won the ensuing Super Bowl. Although it was a difficult end to the season, the year was filled with highlights. The Colts finished



1999 - Edgerrin James

2000s

2002 - Marvin Harrison

2006 - Super Bowl XLI Championship Ring

2006 - Tony Dungy

with an 11-5 regular season record and tied the third-largest one-year turnaround in NFL history. Chuck Pagano and Bruce Arians earned dual Coach of the Year honors from several media outlets while General Manager Ryan Grigson was named the Executive of the Year from PFW/PFWA and *The Sporting News*. Three players represented the Colts in the Pro Bowl, including QB-Andrew Luck, OLB-Robert Mathis and WR-Reggie Wayne. In his rookie season, Luck led the Colts to the most wins by a No. 1 overall draft pick in NFL history while setting records for the most passing yards (4,374), attempts (627) and 300-yard passing games (six) by a rookie in NFL history.

Indianapolis concluded the 2013 campaign with an 11-5 regular season record, while earning its first AFC South Division title since 2010. The team also won its first playoff game since 2009 after defeating the Kansas City Chiefs in an AFC Wild Card meeting, 45-44, which was the second-largest comeback in NFL postseason history. The Colts tallied a perfect 6-0 division record and became the first NFL team to finish a season with the least amount of turnovers (14) and penalties (66) since 2002. Three players including OLB Robert Mathis, QB Andrew Luck and LS Matt Overton were named to the Pro Bowl. Mathis led the NFL and set a career-high with 19.5 sacks, earning the inaugural Deacon Jones Award. He also became the franchise all-time sack leader (111.0) en route to Associated Press First Team NFL All-Pro honors.

2013 - Robert Mathis

The Colts finished the 2014 campaign with an 11-5 regular season record, while earning their second consecutive AFC South Division title. The team also won two postseason contests and made it back to the AFC Championship game for the first time since 2009. Indianapolis notched its third consecutive 11-win season in 2014, which made Head Coach Chuck Pagano only the second head coach in NFL history to earn 11 wins in each of his first three seasons with a team. The Colts recorded a perfect 6-0 division record for the second straight year, marking the first time in franchise history they've accomplished the feat in back-to-back seasons. They also claimed their ninth AFC South title since 2002, which is the second-most division titles of any NFL team during that span. Seven Colts players earned Pro Bowl honors in 2014, including S Mike Adams, CB Vontae Davis, WR T.Y. Hilton, ILB D'Qwell Jackson, QB Andrew Luck, P Pat McAfee and K Adam Vinatieri. McAfee and Vinatieri also earned Associated Press First Team NFL All-Pro accolades.

2014 - Andrew Luck

In 2015, the Colts finished with an 8-8 record and a winning record in the AFC South Division for the fourth consecutive year. Following a Week 5 victory against the Houston Texans, Indianapolis set an NFL record for the most consecutive wins against a division opponent with 16. QB Matt Hasselbeck finished with a 5-3 record as a starter, filling in for an injured Andrew Luck. RB Frank Gore logged the team's highest rushing total dating back to 2007 with 967 yards and Indianapolis' defense finished with five touchdowns, which tied the franchise record for the most in a season (1975 and 1994). The team featured three Pro Bowlers, including S Mike Adams, CB Vontae Davis and WR T.Y. Hilton who all made their second consecutive appearances. The season was highlighted with a victory against the undefeated and eventual Super Bowl Champion Denver Broncos in a Week 9 contest at Lucas Oil Stadium. Indianapolis' defense limited the Broncos to 35 rushing yards while the Colts offense compiled one of its most impressive offensive performances of the year with 365 net yards.

In 62 years of National Football League competition, the Colts have achieved a 516-456-7 record, including four world championships and 21 conference or division titles.

2010s

2012 - Colts Leadership

2014 - AFC Championship game

In Memoriam

Robert Irsay

March 5, 1923 – January 14, 1997

Harriet P. Irsay

June 9, 1921 – July 11, 2008

HALL OF FAME COLTS

THREE OR MORE SEASONS AS A MEMBER OF THE COLTS

ART DONOVAN
DT 6-3 265 Boston College

Colts: 1953-1961, Inducted: 1968

- First Colts Hall of Fame inductee who also played with Baltimore (1950), the New York Yanks (1951) and the Dallas Texans (1952).
- Was All-Pro from 1954-1957 and played in five Pro Bowls.
- Born on June 5, 1925, in the Bronx, N.Y.
- Jersey number 70 retired.
- Passed away August 4, 2013.

GINO MARCHETTI
DE 6-4 245 San Francisco

Colts: 1953-1964, 1966, Inducted: 1972

- Acclaimed as greatest defensive end in pro football history during induction to NFL's 50th Anniversary Team in 1969 and named to 75th Anniversary Team.
- Tabbed All-Pro from 1956-1964.
- Pro Bowl selection from 1954-1964, missing only the 1959 Pro Bowl following an ankle injury from the 1958 NFL Championship win over the New York Giants.
- Retired initially prior to 1965 season, but returned in 1966.
- Born on January 2, 1927, in Smithers, W. Va.
- Jersey number 89 retired.

RAYMOND BERRY
WR 6-2 187 Southern Methodist

Colts: 1955-1967, Inducted: 1973

- Caught 631 passes for 9,275 yards and 68 touchdowns for career and retired as NFL's all-time receptions leader.
- Was an All-Pro selection, led NFL in receptions from 1958-1960 and was selected to six Pro Bowls.
- Caught 12 passes for 178 yards in 1958 NFL Championship win over the New York Giants.
- Member of NFL's 75th Anniversary Team.
- Born on February 27, 1933, in Corpus Christi, Texas.
- Jersey number 82 retired.

JIM PARKER
G/T 6-3 272 Ohio State

Colts: 1957-1967, Inducted: 1973

- Member of the Professional and National Football Foundation Hall of Fame.
- Named to modern all-time All-America collegiate team in 1969.
- Was All-Pro and played in Pro Bowl from 1958-1965 (eight consecutive years).
- Played in 139 consecutive games into 1967 season before retiring.
- Named to NFL's 75th Anniversary Team.
- Born April 3, 1934, in Macon, Ga.
- Jersey number 77 retired.
- Passed away July 18, 2005.

HALL OF FAME COLTS

LENNY MOORE
RB/FL 6-1 190 Penn State

Colts: 1956-1967, Inducted: 1975

- Retired ninth all-time with 12,451 all-purpose yards.
- Was club's career leading rusher with 1,069 carries for 5,174 yards and 63 touchdowns rushing.
- Totaled 363 catches for 6,039 yards and 48 touchdowns receiving in 143 career games.
- Had 678 career points on 113 touchdowns.
- Set NFL records with touchdowns in 18 consecutive games and 11 consecutive via the rush.
- Was 1956 Rookie of the Year and 1964 Comeback Player of the Year (20 touchdowns).
- Was All-Pro from 1958-1961, 1964 and selected to seven Pro Bowls.
- Born November 25, 1933, in Reading, Pa.
- Jersey number 24 retired.

WEEB EWBANK
Head Coach

Colts: 1954-1962, Inducted: 1978

- Led the Colts to World Championships in 1958 and 1959.
- Had 59-52-1 mark in club-record nine seasons as head coach.
- Led New York Jets to Super Bowl III win over Colts to become the only coach to post NFL and AFL Championships.
- Career mark was 130-129-7 in 20 seasons.
- Born on May 6, 1907, in Richmond, Ind.
- Passed away November 17, 1998.

JOHN UNITAS
QB 6-1 196 Louisville

Colts: 1956-1972, Inducted: 1979

- Ended 18-year career as NFL leader for passes attempted (5,186), completed (2,830), yards gained (40,239), most seasons with 3,000-plus yards (three), most games with 300-plus yards (26) and most touchdown passes (290).
- Had 62.9 postseason completion percentage and gained 1,177 yards in championship play.
- Only Colt to serve on 1958, 1959 and 1970 Championship teams.
- NFL records included most consecutive seasons leading NFL in touchdown passes (four) and most consecutive games with a scoring pass (47), one of sport's most remarkable feats.
- In 17 seasons with club, set 22 records.
- Was NFL MVP three times, played in 10 Pro Bowls (a Colt record) and was First Team All-Pro from 1958-1959, 1964, 1965, 1967.
- Member of NFL's 75th Anniversary Team.
- Born on May 7, 1933, in Pittsburgh.
- Jersey number 19 retired.
- Passed away September 11, 2002.

TED HENDRICKS
LB 6-7 215 Miami (FL)

Colts: 1969-1973, Inducted: 1990

- Retired in 1983 as NFL leader with 215 consecutive games played (70 as Colt).
- Was four-time First Team All-Pro pick who appeared in eight Pro Bowls.
- Was all-conference three times as Colt and eight times for career (1969-1983).
- Member of Colts' Super Bowl V squad.
- Member of NFL's 75th Anniversary Team.
- Had 25 career blocked kicks.
- Born on November 1, 1947, in Guatemala City, Guatemala.

HALL OF FAME COLTS

JOHN MACKEY
TE 6-2 224 Syracuse
Colts: 1963-1971, Inducted: 1992

- Was the second Hall of Fame tight end inductee.
- Caught 331 passes for 5,236 yards and 38 touchdowns for Colts.
- Punishing blocker with speed.
- Was All-Pro from 1966-1968 and selected to five Pro Bowls, the first after his rookie season.
- Had 75-yard touchdown reception in Super Bowl V victory over Dallas.
- Member of NFL's 50th Anniversary Team.
- Born on September 24, 1941, in Queens borough of New York City.
- Passed away July 6, 2011.

DON SHULA
Colts: 1953-1956, Head Coach: 1963-1969, Inducted: 1997

- NFL's winningest head coach (328-156-6, regular season; 347-173-6, overall, 1963-95) and one of the most successful coaches in Colts history (71-23-4 regular season; 73-26-4, overall, 1963-1969).
- Only Colts Hall of Fame inductee to play and be head coach with club.
- Led Colts to winning records throughout tenure and to Super Bowl III.
- Joined Colts from Browns in historic 15-player trade in 1953.
- Born on January 4, 1930, in Grand River, Ohio.

ERIC DICKERSON
RB 6-3 220 Southern Methodist
Colts: 1987-1991, Inducted: 1999

- Totaled 1,258 carries for 5,194 yards and 32 touchdowns with Colts.
- Won NFL rushing title in 1988 with 1,659 yards.
- Had three 1,000-plus rushing seasons with Colts.
- Set NFL record with 2,105 rushing yards in 1984.
- Had 64 career 100-plus rushing games.
- Retired with 2,996 career rushes for 13,259 yards and 90 touchdowns in 146 games.
- Rushing yards were second in NFL history upon retirement.
- Was All-Pro 1983-1984, 1986-1988 and played in six Pro Bowls.
- Born September 2, 1960, in Sealy, Texas.

MARSHALL FAULK
RB 5-10 211 San Diego State
Colts: 1994-1998, Inducted: 2011

- Totaled 1,389 carries for 5,320 yards and 42 touchdowns rushing and 297 receptions for 2,804 yards and nine touchdowns receiving with the Colts.
- Had four 1,000-plus rushing seasons and one 2,000-plus scrimmage yards season with Colts.
- In his career, carried the ball 2,836 times for 12,279 yards and 100 touchdowns while adding 767 catches for 6,875 yards and 36 touchdowns receiving good for 19,154 scrimmage yards in 176 career games.
- Was a First Team All Pro from 1999-2001 and played in seven Pro Bowls (was rookie MVP).
- Born February 26, 1973, in New Orleans.

HALL OF FAME COLTS

BILL POLIAN

Colts: President (1998-2010), Vice Chairman (2011), Inducted: 2015

- Spent 32 seasons in the NFL, including 14 with the Colts.
- Won eight division championships, two conference championships and reached the Super Bowl twice with the Colts.
- With the Colts, earned the team's fourth world championship with a victory against Chicago in Super Bowl XLI.
- Along with his tenure in Buffalo, reached the Super Bowl on five occassions between the Bills and Colts.
- Was named *The Sporting News* Executive of the Year on six occassions, including two with the Colts (1999 and 2009).
- With the Colts, advanced to the postseason 11 times during a 12-year span and posted 10 or more wins in each of those playoff years.
- From 2000-09, the Colts produced 115 regular season wins, the most in a decade by any NFL club.
- Born December 8, 1942 in the Bronx, N.Y.

MARVIN HARRISON

WR 6-0 185 Syracuse

Colts: 1996-2008, Inducted: 2016

- Finished his career with 1,102 receptions for 14,580 yards and 128 touchdowns.
- Upon retirement, ranked second in the NFL in receptions, fourth in receiving yards and fifth in receiving touchdowns.
- Holds Indianapolis career records in receptions, receiving yards, 100-yard games (59) and receiving touchdowns.
- Is Indianapolis' single season record holder for receptions (143 in 2002), receiving yards (1,722 in 2002) and receiving touchdowns (15 in 2001 and 2004).
- Has the NFL record for receptions in a season with 143 in 2002.
- Was an eight-time Pro Bowl and Associated Press All-Pro selection.
- A member of the NFL All-Decade Team (2000-09).
- Compiled eight straight years with 1,000-plus receiving yards.
- A member of the Colts Super Bowl XLI championship team.
- Born August 25, 1972 in Philadelphia, Pa.

TONY DUNGY

Colts: Head Coach (2002-08), Inducted: 2016

- Logged a career regular season coaching record of 139-69 (.668) and an 85-27 mark (.759) in his seven seasons with the Colts. He is the winningest head coach in Colts history.
- Became the first African American head coach to win the Super Bowl after leading the Colts to a 29-17 victory over the Chicago Bears in Super Bowl XLI.
- Became the third individual to win the Super Bowl as a player and head coach.
- Recorded 10 career 10-win seasons, including seven consecutive with the Colts.
- Made 11 career playoff appearances and set an NFL record for consecutive playoff appearances by a head coach with his 10th-straight in 2008.
- Led the Colts to become the first NFL team with six consecutive 12-win seasons (2003-08).
- Became the first head coach in NFL history to defeat all 32 NFL teams.
- Earned six division titles (five AFC South, one NFC Central).
- Assisted the club in earning the most regular season wins (115) in a decade by any NFL club (2000-09).
- Born October 6, 1955 in Jackson, Mich.

HALL OF FAME QUICK HIT

1968 Art Donovan
1972 Gino Marchetti
1973 Raymond Berry
1973 Jim Parker
1975 Lenny Moore
1978 Weeb Ewbank
1979 John Unitas
1990 Ted Hendricks
1992 John Mackey
1997 Don Shula
1999 Eric Dickerson
2011 Marshall Faulk
2015 Bill Polian
2016 Tony Dungy
2016 Marvin Harrison

INDIANAPOLIS COLTS RING OF HONOR

ROBERT IRSAY
Owner
Colts: 1972-1997, Inducted: 1996

- First inductee into the Colts Ring of Honor.
- Purchased the Los Angeles Rams in 1972 and traded the franchise to Carroll Rosenbloom for the Baltimore Colts in July of that year.
- Moved the Colts to Indianapolis on March 28, 1984.
- Under Irsay's ownership, the Colts reached the playoffs six times and claimed four division titles.
- Born on March 5, 1923, in Chicago.
- Passed away January 14, 1997.

BILL BROOKS
WR 6-0 188 Boston
Colts: 1986-1992, Inducted: 1998

- First player inducted into the Colts Ring of Honor.
- Caught 411 passes for 5,818 yards and 28 touchdowns during his time with the Colts.
- Was the team's top receiver in five of his seven seasons with the Colts.
- Tallied six straight seasons (1986-1991) with 50-plus receptions.
- Totaled 65 receptions for a career-high 1,131 yards and eight touchdowns his rookie season, which all remain Colts rookie records.
- Recorded an 84-yard touchdown reception, which stands as the second-longest rookie reception in franchise history.
- Worked in the Colts front office following the completion of his playing career.
- Born April 6, 1964 in Boston, Mass.

TED MARCHIBRODA
Head Coach
Colts: 1975-1979, 1992-1995, Inducted: 2000

- First head coach inducted into the Colts Ring of Honor.
- Compiled a 71-67 (.514) record in nine years with the Colts.
- Clinched three AFC Eastern Division titles and four postseason appearances.
- Served as a radio color commentator for the Colts from 1999-2006.
- Born on March 15, 1931, in Franklin, Pa.
- Passed away January 16, 2016.

CHRIS HINTON
G 6-4 300 Northwestern
Colts: 1983-1989, Inducted: 2001)

- Second player inducted into the Colts Ring of Honor.
- Started 93-of-94 games during his seven seasons with the Colts.
- Earned six of his seven Pro Bowl selections as a member of the Colts.
- Helped block for four 1,000-yard Colts rushers.
- Born on July 31, 1961, in Chicago.

INDIANAPOLIS COLTS RING OF HONOR

JIM HARBAUGH
QB 6-3 215 Michigan
Colts: 1994-1997, Inducted: 2005

- Third player inducted into the Colts Ring of Honor.
- In 53 games (46 starts), completed 746-of-1,230 passes (60.7%) for 8,705 yards, 49 touchdowns and 26 interceptions for an 86.6 passer rating.
- Completed 61-of-119 passes for 688 yards, five touchdowns and three interceptions in four postseason games.
- Achieved career highs in touchdown passes (17), completion percentage (63.7) and passer rating (100.7) in 1995, which earned him Pro Bowl, Comeback Player of the Year and AFC Player of the Year honors.
- Born December 23, 1963 in Toledo, Ohio.

TONY DUNGY
Head Coach
Colts: 2002-2008, Inducted: 2010

- Second head coach inducted into the Colts Ring of Honor.
- Winningest coach in Colts history with an 85-27 (.759) record over his seven seasons with the team.
- Led the Colts to victory in Super Bowl XLI, the team's second Super Bowl win in franchise history.
- Finished with 10-or-more wins and made the playoffs every year with the team.
- Captured five AFC South Division titles.
- Born on October 6, 1955, in Jackson, Mich.



COLTS NATION
Fans
Colts: 1953-Present, Inducted: 2007

- The best and loudest fans in the NFL.
- Enter the 2016 campaign with 12-straight sellout seasons.

MARVIN HARRISON
WR 6-0 185 Syracuse
Colts: 1996-2008, Inducted: 2011

- Fourth player inducted into the Colts Ring of Honor.
- Holds franchise career records for receptions (1,102), receiving yards (14,580), receiving touchdowns (128) and 100-yard receiving games (59).
- Also holds single-season club records for receptions (143 in 2002), receiving yards (1,722 in 2002), receiving touchdowns (15 in 2001 & 2004) and 100-yard receiving games (10 in 2002).
- Ranks third in NFL history in receptions, fifth in receiving touchdowns and seventh in receiving yards.
- Eight-time Pro Bowl and Associated Press All-Pro selection (1999-2006), two-time NFL receptions leader (2000, 2002) and receiving yards leader (1999, 2002).
- Member of the NFL All-Decade Team (2000-2009).
- Named AFC Offensive Player of the Month three times and AFC Offensive Player of the Week twice.
- Born August 25, 1972 in Philadelphia, Pa.

INDIANAPOLIS COLTS RING OF HONOR

EDGERRIN JAMES
RB 6-0 219 Miami (Fla.)
Colts: 1999-2005, Inducted: 2012

- Fifth player inducted into the Colts Ring of Honor.
- Holds franchise career records in rushing attempts (2,188), rushing yards (9,226), 100-yard rushing games (49) and rushing touchdowns (64).
- Also set club records for rushing yards in a season (1,709 in 2000) and in a game (219 on 10/15/00).
- Totaled 369 rushing attempts for 1,553 yards, 13 touchdowns and had 10 100-yard rushing games his rookie season, which all remain Colts rookie records.
- Four-time Pro Bowl (1999-2000, 2004-2005) selection.
- Member of the NFL All-Decade Team (2000-2009).
- Named NFL Rookie of the Month twice, AFC Offensive Player of the Month three times and AFC Offensive Player of the Week six times.
- Born August 3, 1978 in Immokalee, Fla.

MARSHALL FAULK
RB 5-10 211 San Diego State
Colts: 1994-1998, Inducted: 2013

- Seventh player inducted into the Colts Ring of Honor.
- During his five years with the Colts, compiled 1,389 carries for 5,320 yards and 42 touchdowns while adding 297 catches for 2,804 yards and nine touchdowns.
- Totaled 8,124 scrimmage yards and 51 total touchdowns with the Colts.
- Posted four 1,000-yard rushing seasons (1994-95, 1997-98) with the Colts, including one season (1998) with 2,000-plus scrimmage yards.
- Earned three of his seven career Pro Bowls (1994-95, 98) and three of his six career All-Pro (1994-95, 98) honors with the Colts.
- Was named the NFL Offensive Rookie of the Year in 1994, was a three-time NFL Offensive Player of the Year and was the NFL MVP in 2000.
- Ranks third in franchise history in career rushing attempts and yards and fourth in rushing touchdowns and 100-yard rushing performances (14).
- Is the first player in NFL history to gain 2,000 yards from scrimmage in four straight seasons (1998-2001) and the second to eclipse the 1,000-yard mark in both rushing and receiving in the same season (1999).
- Inducted into the Pro Football Hall of Fame in 2011.

ERIC DICKERSON
RB 6-3 220 Southern Methodist
Colts: 1987-1991, Inducted: 2013

- Sixth player inducted into the Colts Ring of Honor.
- Totaled 1,258 rushing attempts for 5,194 yards and 32 touchdowns while adding 138 receptions for 1,082 yards and three touchdowns during his career with the Colts.
- Posted three consecutive 1,000-yard rushing seasons in his first three years with the team.
- In 1988, won the NFL rushing title after recording 1,659 yards to go along with 14 touchdowns. Claimed four NFL rushing titles during his NFL career (1983-86, 1988).
- Set an NFL single-season record with 2,105 rushing yards in 1984.
- Earned three of his six career Pro Bowls (1987-89) and two of his five career All-Pro (1987-88) selections during his time with the Colts.
- Ranks second in Colts history in career 100-yard rushing games (24), fourth in rushing attempts and yards and eighth in rushing touchdowns.
- Is the NFL's seventh leading rusher all-time and was inducted into the Pro Football Hall of Fame in 1999.
- Born September 2, 1960 in Sealy, Texas.

JEFF SATURDAY
C 6-2 295 North Carolina
Colts: 1999-2011, Inducted: 2015

- Eighth player inducted into the Colts Ring of Honor.
- Spent 13 seasons with the Colts and competed in 197 games with 132 wins.
- Named to six career Pro Bowls (five with the Colts), was a two-time First Team All Pro (2005 and 2007) and was a three-time PFWA All-Conference choice (2005-07).
- With the Colts, appeared in the playoffs 11 times, won eight division titles and appeared in two Super Bowls.
- Was part of Indianapolis' fourth world championship with a victory over Chicago in Super Bowl XLI.
- Was part of a team that produced 115 wins from 2000-09, an NFL record for wins by a team in a single decade.
- Started 170 games with Peyton Manning as a quarterback-center duo, which is the most in NFL history. The duo posted a 120-50 record.

RETIRED **COLTS JERSEYS**

PEYTON MANNING
1998-2011



JOHN UNITAS
1956-1972

BUDDY YOUNG
1953-1955

LENNY MOORE
1956-1967



ART DONOVAN
1953-1961

JIM PARKER
1957-1967



RAYMOND BERRY
1955-1967



GINO MARCHETTI
1953-1964, 1966



COLTS POSTSEASON GAMES

NFL CHAMPIONSHIP – DEC. 28, 1958
YANKEE STADIUM

BALTIMORE 23, NEW YORK 17 – Attendance 64,185. Quarterback John Unitas took the Colts 80 yards in 13 plays, the last a one-yard carry by Alan Ameche through the right side of the Giant line at 8:15 of "sudden death" overtime. The regulation game ended 17-17 when Baltimore's Steve Myhra booted a 20-yard field goal seconds from the gun. It has been called "The Greatest Game Ever Played" and the 64,185 who watched it at Yankee Stadium agree.

	1	2	3	4	OT	F
Baltimore	0	14	0	3	6	23
New York	3	0	7	7	0	17

The Colts and Giants battle in "The Greatest Game Ever Played."

NFL CHAMPIONSHIP – DEC. 27, 1959
BALTIMORE MEMORIAL STADIUM

BALTIMORE 31, NEW YORK 16 – Attendance 57,545. The Giants led 9-7 after three periods by virtue of three field goals by Pat Summerall, but Baltimore's defensive backfield took charge in the final quarter, three times making interceptions that resulted in scores. Colts quarterback John Unitas scored one touchdown and passed for two before a home crowd of 57,545 in Memorial Stadium.

	1	2	3	4	F
New York	3	3	3	7	16
Baltimore	7	0	0	24	31

NFL CHAMPIONSHIP – DEC. 27, 1964
CLEVELAND STADIUM

CLEVELAND 27, BALTIMORE 0 – Attendance 79,544. Both teams drew blanks in the first half, but the Browns nailed down the World Championship with a 17-point third quarter. Quarterback Frank Ryan and fullback Jim Brown made the Cleveland attack click, as it rolled up 20 first downs to Baltimore's 11 and outgained the Colts 339 to 181 yards. Ryan completed 11-of-18 passes for 206 yards and three touchdowns – all to end Gary Collins from distances of 18, 42 and 51 yards, while the brilliant Brown bulled for 114 yards on 27 shots as Cleveland controlled the ball.

	1	2	3	4	F
Baltimore	0	0	0	0	0
Cleveland	0	0	17	10	27

NFL WESTERN DIVISION PLAYOFF – DEC. 26, 1965
LAMBEAU FIELD

GREEN BAY 13, BALTIMORE 10 – Attendance 50,484. A courageous effort by the undermanned Colts was doomed by a pair of Don Chandler field goals – one with 1:58 remaining from 22 yards to tie the score and a second of 25 yards to conclude 13:39 of "sudden death" action. The Colts had jumped ahead 7-0, after 21 seconds of play when Don Shinnick scooped up Bill Anderson's fumble and trudged 25 yards to the end zone. They protected their edge tenaciously until the finish as Tom Matte went the route at quarterback, rushing for 57 yards and passing for 40. Zeke Bratkowski, subbing for the injured Bart Starr, completed 22-of-39 aerials for 248 yards. The Packers ran 81 plays to the Colts' 59 and led in first downs, 23-9.

	1	2	3	4	OT	F
Baltimore	7	3	0	0	0	10
Green Bay	0	0	7	3	3	13

NFL PLAYOFF – DEC. 22, 1968
BALTIMORE MEMORIAL STADIUM

BALTIMORE 24, MINNESOTA 14 – Attendance 60,238. It was a cold, rainy day when the Colts won the Western Conference Championship. The Vikings provided some uncomfortable moments after the Colts obtained a big lead. It was not until late in the first half that the Colts were able to nab a 7-0 lead on Earl Morrall's pass to Tom Mitchell after Willie Richardson's diving catch of a 33-yard aerial put the ball at the three. John Mackey's touchdown reception and Mike Curtis' 60-yard return of a fumble made it 21-0 after three quarters. Vikings quarterback Joe Kapp fired touchdown passes to Bill Martin and Bill Brown before time expired.

	1	2	3	4	F
Minnesota	0	0	0	14	14
Baltimore	0	7	14	3	24

NFL CHAMPIONSHIP – DEC. 29, 1968
CLEVELAND STADIUM

BALTIMORE 34, CLEVELAND 0 – Attendance 80,628. After a scoreless first period, Baltimore's Tom Matte scored two of his record-tying three touchdowns in a 17-point Colts second quarter. Meanwhile, the capacity crowd of 80,628 saw the Browns held scoreless for only the second time in the club's history as the Colts registered their fourth shutout of the season.

	1	2	3	4	F
Baltimore	0	17	7	10	34
Cleveland	0	0	0	0	0

SUPER BOWL III – JAN. 12, 1969
MIAMI ORANGE BOWL

NEW YORK JETS 16, BALTIMORE 7 – Attendance 75,337. Jets' quarterback Joe Namath "guaranteed" victory before the game, then led the AFL to its first Super Bowl victory after defeating a Baltimore team that had lost one-of-16 games all

Tom Matte

season. Namath completed 17-of-28 passes for 206 yards and directed a steady attack that dominated the NFL champions after the Jets defense had intercepted Colts quarterback Earl Morrall three times in the first half. The Jets had 337 total yards, including 121 yards rushing by Matt Snell. John Unitas, who had missed most of the season with a sore elbow, came off the bench and led Baltimore to its only touchdown late in the fourth quarter after New York led, 16-0.

	1	2	3	4	F
New York (AFL)	0	7	6	3	16
Baltimore (NFL)	0	0	0	7	7

AFC PLAYOFF – DEC. 26, 1970
BALTIMORE MEMORIAL STADIUM

BALTIMORE 17, CINCINNATI 0 – Attendance 51,127. John Unitas connected with touchdown passes to Roy Jefferson and Ed Hinton and led the Colts into the AFC title game by defeating Cincinnati. The Baltimore defense came through on a cold, windy day and limited Cincinnati to 63 yards rushing and 76 yards passing. Norm Bulaich picked up 116 yards on 25 carries. Jim O'Brien connected with a 44-yard field goal and missed one from the same distance. A 49-yard field goal try by Horst Muhlmann was blocked by Ray May. Mike Curtis made the game's only interception, picking off one of Virgil Carter's fourth quarter passes, to set up an eventual final Colts score.

	1	2	3	4	F
Cincinnati	0	0	0	0	0
Baltimore	7	3	0	7	17

AFC CHAMPIONSHIP – JAN. 3, 1971
BALTIMORE MEMORIAL STADIUM

BALTIMORE 27, OAKLAND 17 – Attendance 56,368. John Unitas' passing and play calling, and the running of rookie Norm Bulaich powered the Colts to the AFC Championship. Bulaich scored twice and Unitas picked up 245 yards on 11 completions, with his key one coming in the fourth quarter on a 68-yard touchdown reception by Ray Perkins out of a formation with four wide receivers. George Blanda threw touchdown passes to Fred Biletnikoff and Warren Wells but was intercepted three times. Ed Hinton caught five passes for 115 yards.

	1	2	3	4	F
Oakland	0	3	7	7	17
Baltimore	3	7	10	7	27

SUPER BOWL V – JAN. 17, 1971
MIAMI ORANGE BOWL

BALTIMORE 16, DALLAS 13 – Attendance 79,204. Colts rookie Jim O'Brien climaxed one of the zaniest professional football games ever played by lofting a 32-yard field goal through the uprights with five seconds left to give Baltimore a 16-13 Super Bowl win. The game totaled 11 turnovers, which prevented a fluid, artistic performance but contributed to the drama of the contest. Dallas nearly put the game away early in the third period when, leading 13-6, the Cowboys recovered Jim Duncan's fumble on the second half kickoff and zipped to the Colts' two-yard line. Duane Thomas, however, fumbled on the next play. Rick Volk provided Baltimore with the opportunity to tie halfway through the fourth period when he intercepted Craig Morton on the Dallas 33 and returned it to the three-yard line. Tom Nowatzke scored and it was 13-13. Mike Curtis intercepted another Morton pass on the Dallas 41 in the final minute and ran it back to the 28-yard line. The Colts stopped the clock with nine seconds left and O'Brien made history. Morton's desperation pass on the final play of the game was intercepted by Jerry Logan.

Jim O'Brien splits the uprights with five seconds remaining to seal the Colts first Super Bowl victory.

	1	2	3	4	F
Baltimore (AFC)	0	6	0	10	16
Dallas (NFC)	3	10	0	0	13

AFC PLAYOFF – DEC. 26, 1971
CLEVELAND STADIUM

BALTIMORE 20, CLEVELAND 3 – Attendance 74,082. Don Nottingham, playing for the injured Norm Bulaich, scored two touchdowns and rushed for 92 yards, while Baltimore's strong defense dominated play in a 20-3 victory over the Browns. Jim O'Brien added two field goals for the Colts and Don Cockroft, who had two kicks blocked by Bubba Smith, produced Cleveland's only points. Rick Volk intercepted two of Bill Nelsen's passes and Charlie Stukes picked off a third. John Unitas blended the strong running of Nottingham with passes to his favorite target, tight end Tom Mitchell, who caught five balls for 73 yards.

	1	2	3	4	F
Baltimore	0	14	3	3	20
Cleveland	0	0	3	0	3

AFC CHAMPIONSHIP – JAN. 2, 1972
MIAMI ORANGE BOWL

MIAMI 21, BALTIMORE 0 – Attendance 75,629. The Colts, despite playing without starting running backs Norm Bulaich and Tom Matte, compiled 302 yards to Miami's 286, but were damaged by the Dolphins' big plays – Bob Griese's 75-yard touchdown pass to Paul Warfield in the first period and Dick Anderson's 62-yard interception return for a touchdown in the third quarter. Larry Csonka carried five yards for a fourth quarter touchdown for Miami. John Unitas completed 20-of-36 passes for 224 yards, but the Colts were shutout for the first time since Dec. 5, 1965.

	1	2	3	4	F
Baltimore	0	0	0	0	0
Miami	0	7	7	7	21

AFC PLAYOFF – DEC. 27, 1975
THREE RIVERS STADIUM

PITTSBURGH 28, BALTIMORE 10 – Attendance 49,053. The Colts kept the game close with the defending Super Bowl champions until the final period, even without the services of starting quarterback Bert Jones. Jones sustained a severe bruise to his throwing arm on the first offensive series and was unable to return until the fourth quarter. Backup Marty Domres generated a second quarter score with a five-yard touchdown toss to Glenn Doughty. The Colts trailed 14-10 after

three quarters before Pittsburgh's Terry Bradshaw scored on a two-yard run midway through the final period. Andy Russell iced the victory in the final two minutes when he returned a Jones fumble 93 yards.

	1	2	3	4	F
Baltimore	0	7	3	0	10
Pittsburgh	7	0	7	14	28

AFC PLAYOFF – DEC. 19, 1976
BALTIMORE MEMORIAL STADIUM

PITTSBURGH 40, BALTIMORE 14 – Attendance 60,020. The Colts were playing "catch-up" ball all afternoon as the Steelers struck early and often. On the third play of the game, Pittsburgh stunned the Colts defense with a 76-yard touchdown bomb from Terry Bradshaw to Frank Lewis. Baltimore countered with a first quarter Bert Jones touchdown pass to Roger Carr covering 17 yards, but it would be the Colts' only score until the final period. A 60-yard kickoff return by Theo Bell and a 50-yard Franco Harris run were key plays in building the Steelers' 26-7 halftime lead. The Pittsburgh offense amassed 526 total yards as Bradshaw threw for 264 and Harris picked up 132 on the ground.

	1	2	3	4	F
Pittsburgh	9	17	0	14	40
Baltimore	7	0	0	7	14

AFC PLAYOFF – DEC. 24, 1977
BALTIMORE MEMORIAL STADIUM

OAKLAND 37, BALTIMORE 31 – Attendance 60,763. In one of the longest football games ever played, the Colts and Raiders needed six quarters to decide their AFC playoff game. An Errol Mann 22-yard field goal with only 26 seconds left in regulation tied the game at 31. After a scoreless fifth quarter, Oakland ended the game when Ken Stabler hit Dave Casper for a 10-yard score. The lead changed hands nine times throughout the game. The Colts had some outstanding individual efforts in all facets of the game. Ron Lee came off the bench to rush for 46 yards and two touchdowns on 11 carries. Bruce Laird intercepted two passes and returned one 61 yards for a touchdown. Marshall Johnson raced 87 yards on a kickoff for a score.

	1	2	3	4	OT	OT	F
Oakland	7	0	14	10	0	6	37
Baltimore	0	10	7	14	0	0	31

AFC PLAYOFF – JAN. 9, 1988
CLEVELAND STADIUM

CLEVELAND 38, INDIANAPOLIS 21 – Attendance 79,838. In the team's first playoff game as a franchise in Indianapolis, the Colts and Browns traded first half touchdowns before Cleveland seized control with 17 unanswered second half points on the way to a 38-21 win. Cleveland held a slight edge (404-315) in net yards and held running back Eric Dickerson to 50 yards on 15 carries. Bernie Kosar was 20-of-31 for 229 yards and three scores, while Jack Trudeau hit 21-of-33 tosses for 251 yards and two touchdowns.

	1	2	3	4	F
Indianapolis	7	7	0	7	21
Cleveland	7	7	7	17	38

AFC WILDCARD – DEC. 31, 1995
SAN DIEGO JACK MURPHY STADIUM

INDIANAPOLIS 35, SAN DIEGO 20 – Attendance 61,182. The Colts posted their first playoff win since 1971 as Jim Harbaugh tossed two scoring passes and ran for a touchdown, while rookie Zack Crockett set a club playoff rushing mark with 147 yards on 13 carries. The Colts made the sixth lead change of the game stand when Harbaugh hit Sean Dawkins on a 42-yard touchdown pass late in the third quarter. Crockett, who tallied a 33-yard touchdown first half rush, burst for a 66-yard touchdown dash in the final quarter to decide the outcome. The Colts intercepted Stan Humphries four times. Crockett was one-of-12 Colts not born when the team last won a playoff game.

	1	2	3	4	F
Indianapolis	0	14	7	14	35
San Diego	3	7	7	3	20

Zach Crockett set the club's single-game playoff rushing record with 147 yards against San Diego.

AFC PLAYOFF – JAN. 7, 1996
ARROWHEAD STADIUM

INDIANAPOLIS 10, KANSAS CITY 7 – Attendance 77,594. The Colts topped the AFC top-seeded Chiefs, 10-7, when Lin Elliott's 42-yard field goal was wide left with 37 seconds remaining. Jim Harbaugh guided the club on a marathon 18-play, 77-yard second quarter march to tie the contest with a five-yard touchdown toss to Floyd Turner. The Colts pirated three Kansas City passes, one by Ashley Ambrose that set up a 30-yard Cary Blanchard third quarter field goal. Fourth quarter interceptions by Quentin Coryatt and Eugene Daniel helped spoil the Chiefs' 8-0 home mark. The game was played in 11 degree weather with a wind chill of -9 degrees. The win tied Ted Marchibroda with Don Shula as the then winningest head coach in club history.

	1	2	3	4	F
Indianapolis	0	7	3	0	10
Kansas City	7	0	0	0	7

AFC CHAMPIONSHIP – JAN. 14, 1996
THREE RIVERS STADIUM

PITTSBURGH 20, INDIANAPOLIS 16 – Attendance 61,062. In one of the most compelling AFC Championship Games, the Colts title bid ended when a Jim Harbaugh desperation end zone pass at the gun eluded the grasp of Aaron Bailey. The game stood 13-9 in Pittsburgh's favor in the final quarter when Harbaugh hit Floyd Turner on a 47-yard touchdown strike with 8:46 to go. Unable to run out the clock, the Colts punted to Pittsburgh with 3:03 remaining. Neil O'Donnell teamed with Ernie Mills on a 37-yard pass to the Colts one-yard line, where Bam Morris eventually scored with 1:34 left. Harbaugh marched the Colts from their 15-yard line to the Steelers 29 with five seconds left before his final pass fell incomplete.

	1	2	3	4	F
Indianapolis	3	3	3	7	16
Pittsburgh	3	7	3	7	20

AFC WILDCARD – DEC. 29, 1996
THREE RIVERS STADIUM

PITTSBURGH 42, INDIANAPOLIS 14 – Attendance 58,078. Pittsburgh rushed for 231 yards and five touchdowns to eliminate the Colts from the playoffs, 42-14. Eugene Daniel's 59-yard interception return for a touchdown and Aaron Bailey's nine-yard touchdown reception from Jim Harbaugh (12-32-134, 1 TD/1 INT) gave the Colts a 14-13 halftime lead. Pittsburgh exploited Indianapolis on the ground, rolling to a 190-yard advantage. The game turned in the third quarter with a 91-yard touchdown drive by Pittsburgh. The Steelers tallied 21 points in the final quarter. It was the first time the Colts made the playoffs in consecutive seasons since 1975-77.

	1	2	3	4	F
Indianapolis	0	14	0	0	14
Pittsburgh	10	3	8	21	42

AFC DIVISIONAL – JAN. 16, 2000
RCA DOME

TENNESSEE 19, INDIANAPOLIS 16 – Attendance 57,097. A 9-6 field goal struggle through 30 minutes turned to Tennessee's advantage early in the third quarter on Eddie George's (26-162, 1 TD) 68-yard touchdown rush. The Titans pushed the count to 19-9 on four Al Del Greco field goals, while the Colts were held in check on offense. Peyton Manning (19-42-227) scored on a 15-yard touchdown rush with 1:51 left, but the Colts could threaten no further. The Colts were out-rushed 197-78, and Manning was under pass rush pressure throughout the game. This was the club's first playoff game as hosts since 1977.

	1	2	3	4	F
Tennessee	0	6	7	6	19
Indianapolis	3	6	0	7	16

AFC WILDCARD – DEC. 30, 2000
PRO PLAYER STADIUM

MIAMI 23, INDIANAPOLIS 17 – Attendance 73,193. Indianapolis surrendered a 14-0 lead in dropping a 23-17 overtime decision at Miami. Mike Vanderjagt hit field goals of 32, 26 and 50 yards, but missed from 49 yards 5:44 into overtime. Peyton Manning was 17-32-194, 1 TD and Edgerrin James was 21-107 rushing, but the Colts defense yielded 258 rushing yards. Lamar Smith's (40-209, 2 TDs) 17-yard touchdown rush 11:26 into overtime decided the contest.

	1	2	3	4	OT	F
Indianapolis	3	11	0	3	0	17
Miami	0	0	7	10	6	23

AFC WILDCARD – JAN. 4, 2003
GIANTS STADIUM

NEW YORK JETS 41, INDIANAPOLIS 0 – Attendance 78,524. The Jets bolted to a 24-0 halftime lead and added 17 second half points to post a 41-0 win. Chad Pennington (19-25-222, 3 TDs) threw for three scoring passes, while LaMont Jordan was 20-102, 2 TDs. Peyton Manning was 14-31-137, 2 INTs, while the Colts rushed 14-52. Marvin Harrison was 4-47 receiving.

	1	2	3	4	F
Indianapolis	0	0	0	0	0
New York	7	17	10	7	41

AFC WILDCARD – JAN. 4, 2004
RCA DOME

INDIANAPOLIS 41, DENVER 10 – Attendance 56,586. The Colts scored on their first seven possessions behind Peyton Manning (22-26-377, 5 TDs) to post the franchise's first home playoff win since 1971. Manning set the club playoff record for touchdown passes. He teamed with Marvin Harrison (46t, 23t) and Brandon Stokley (31t, 87t) on scoring plays. The Colts scored 31 first half points to spur the win.

	1	2	3	4	F
Denver	3	0	0	7	10
Indianapolis	14	17	10	0	41

Peyton Manning set the team's single-game playoff record with five touchdown passes against Denver.

AFC DIVISIONAL – JAN. 11, 2004
ARROWHEAD STADIUM

INDIANAPOLIS 38, KANSAS CITY 31 – Attendance 79,159. Indianapolis scored on six-of-eight possessions to defeat Kansas City. Peyton Manning was 22-30-304, 3 TDs, while Edgerrin James was 26-125, 2 TDs rushing (11t, 1t). The Colts led throughout the contest, amassing 31 of their points in the first three quarters. Indianapolis netted 434 yards of offense and did not punt for the second consecutive playoff game. Marvin Harrison (6-98), Reggie Wayne (6-83, 1 TD; 19t) and Brandon Stokley (4-57, 1 TD; 29t) had big days. Priest Holmes rushed 24 times for 176 yards with two rushing touchdowns for the Chiefs.

	1	2	3	4	F
Indianapolis	14	7	10	7	38
Kansas City	3	7	14	7	31

AFC CHAMPIONSHIP – JAN. 18, 2004
GILLETTE STADIUM

NEW ENGLAND 24, INDIANAPOLIS 14 – Attendance 68,436. New England opened up a 15-0 halftime lead in topping the Colts in the conference title bout. Adam Vinatieri booted field goals of 31, 25, 27, 21 and 34 yards to help provide the difference. Edgerrin James' two-yard touchdown run in the third quarter brought the Colts within eight points. Indianapolis scored on a seven-yard Marcus Pollard reception with 2:27 left, but one final Colts possession failed. New England sacked Peyton Manning four times and intercepted four passes in a contest played in snowy conditions and 32 degree weather.

	1	2	3	4	F
Indianapolis	0	0	7	7	14
New England	7	8	6	3	24

AFC WILDCARD – JAN. 9, 2005
RCA DOME

INDIANAPOLIS 49, DENVER 24 – Attendance 56,609. The Colts took a 35-3 halftime lead in beating Denver, 49-24. Peyton Manning (27-33-458, 4 TDs/1 INT), passed for 361 yards and three scores in the first half, while Reggie Wayne (10-221, 2 TDs; 35t, 43t) set the club's single-game playoff mark for reception yards. Indianapolis produced 396 of its 530 net yards in the opening half. Manning and Edgerrin James (18-63, 1 TD) had two of the club's three rushing touchdowns. The Colts 49 points established a club playoff record.

	1	2	3	4	F
Denver	0	3	14	7	24
Indianapolis	14	21	0	14	49

AFC DIVISIONAL – JAN. 16, 2005
GILLETTE STADIUM

NEW ENGLAND 20, INDIANAPOLIS 3 – Attendance 68,756. Controlling the ball for 37:43 of the contest, including 21 of the game's final 30 minutes, New England posted a 20-3 victory over the Colts. The Patriots gained a 6-3 halftime lead as Adam Vinatieri (24, 31) and Mike Vanderjagt (23) had second quarter field goals. Tom Brady (18-27-144, 1 TD) later guided 87- and 94-yard touchdown drives, aided by Corey Dillon (23-144). The Patriots defense forced three turnovers and limited the Colts to 46 rushing yards. Peyton Manning was 27-42-238, 1 INT, but New England amassed 210 rushing yards.

	1	2	3	4	F
Indianapolis	0	3	0	0	3
New England	0	6	7	7	20

AFC DIVISIONAL – JAN. 15, 2006
RCA DOME

PITTSBURGH 21, INDIANAPOLIS 18 – Attendance 57,449. Pittsburgh assumed a 7-0 lead on its first possession and grew the lead to 21-3 entering the fourth quarter, then withstood a late Colts charge to win 21-18. Indianapolis overcame a sluggish start to have a final chance to force overtime as Peyton Manning (22-38-290, 1 TD) marched the Colts back into contention. Manning hit Dallas Clark on a 50-yard touchdown pass early in the final period, then Edgerrin James tallied on a three-yard touchdown rush with 4:24 left to mount the charge. Nick Harper returned a late fumble 35 yards to give the Colts one final chance. The club moved to the Pittsburgh 28-yard line, but Mike Vanderjagt was wide right with a 46-yard field goal with 17 seconds remaining.

	1	2	3	4	F
Pittsburgh	14	0	7	0	21
Indianapolis	0	3	0	15	18

AFC WILDCARD – JAN. 6, 2007
RCA DOME

INDIANAPOLIS 23, KANSAS CITY 8 – Attendance 57,215. Indianapolis scored the initial 16 points and held Kansas City without a first down for the game's opening 42 minutes in posting a 23-8 win. Adam Vinatieri (48, 19, 50) hit three field goals and Joseph Addai (25-122, 1 TD) tallied on a six-yard touchdown burst before Peyton Manning (30-38-268, 1 TD/3 INTs) hit Reggie Wayne on a five-yard touchdown strike early in the fourth quarter. Indianapolis produced 4.0 sacks and three takeaways, while allowing 44 yards on 17 rushes. Indianapolis outgained Kansas City, 435-126, including 188-44 on the ground, marking the fewest net yards and rushing yards allowed in club playoff history.

	1	2	3	4	F
Kansas City	0	0	8	0	8
Indianapolis	6	3	7	7	23

AFC DIVISIONAL – JAN. 13, 2007
M&T BANK STADIUM

INDIANAPOLIS 15, BALTIMORE 6 – Attendance 71,162. Adam Vinatieri's five field goals (23, 42, 51, 38, 35) helped produce a 15-6 win at Baltimore. The Colts scored seven minutes into the game and moved to a 9-3 halftime lead in a contest they never trailed. Vinatieri's final field goal with 23 seconds remaining sealed the win, set a club playoff record and tied the league mark he already shared with six other kickers. Peyton Manning was 15-30-170, 2 INTs. Indianapolis had 100 rushing yards, while the Ravens amassed 83. A resilient Colts defense produced 2.0 sacks and four takeaways.

	1	2	3	4	F
Indianapolis	6	3	3	3	15
Baltimore	0	3	0	3	6

AFC CHAMPIONSHIP – JAN. 21, 2007
RCA DOME

INDIANAPOLIS 38, NEW ENGLAND 34 – Attendance 57,433. Erasing an 18-point deficit with a 32-point second half flurry, the Colts captured the AFC Championship, 38-34, over New England. Peyton Manning (27-47-349, 1 TD/INT) scored on a one-yard touchdown rush, tossed a one-yard touchdown pass and guided the club to 17 fourth quarter points. Indianapolis had 455 net yards, with second half scoring drives of 76, 76, 67, 59 and 80 yards. Joseph Addai's three-yard touchdown rush with 1:00 left was the winning score. Adam Vinatieri hit field goals of 42, 26 and 36 yards, while Jeff Saturday (fumble recovery) and Dan Klecko (one-yard touchdown reception) scored touchdowns. New England bolted to a 21-3 lead before the Colts produced the largest championship game comeback in NFL Super Bowl-era history. Indianapolis knotted the contest at 21-21, 28-28 and 31-31 during the comeback.

	1	2	3	4	F
New England	7	14	7	6	34
Indianapolis	3	3	15	17	38

The Colts produced the largest championship game comeback in NFL Super Bowl era history with a 38-34 win against New England.

SUPER BOWL XLI – FEB. 4, 2007
DOLPHIN STADIUM

INDIANAPOLIS 29, CHICAGO 17 – Attendance 74,512. The Colts earned a fourth World Championship in besting Chicago in Super Bowl XLI, 29-17. The Colts overcame a 14-6 second quarter deficit. Led by Peyton Manning (25-38-247, 1 TD/INT), a rushing attack that produced 191 yards and a defense that surrendered only 11 first downs and 265 net yards while helping produce five turnovers, the Colts outscored the Bears 23-3 over the game's final 41 minutes. Manning hit Reggie Wayne (2-61, 1 TD; 53t) for the club's first score. Dominic Rhodes tallied on a one-yard touchdown rush in the second quarter, and Indianapolis did not relinquish the lead. Adam Vinatieri added field goals of 29, 24 and 20 yards, then Kelvin Hayden's 56-yard touchdown interception return early in the fourth quarter provided the final points. Manning earned Most Valuable Player honors, becoming the first Colts Super Bowl MVP. Addai (10-66) set a then Super Bowl reception mark for a running back.

	1	2	3	4	F
Indianapolis	6	10	6	7	29
Chicago	14	0	3	0	17

The Colts defeated Chicago in Super Bowl XLI for the team's fourth World Championship.

AFC DIVISIONAL– JAN. 13, 2008
RCA DOME

SAN DIEGO 28, INDIANAPOLIS 24 – Attendance 56,950. In a contest featuring six lead changes, San Diego took a 28-24 Divisional Playoff victory over Indianapolis. The Chargers were directed by Philip Rivers (14-19-264, 3 TDs/1 INT) for the first three quarters and by Billy Volek (3-4-48/3-(-1), 1 TD rushing) for the final quarter. Volek's score proved to be the decisive tally. Peyton Manning was 33-48-402, 3 TDs/2 INTs, teaming on scoring plays with Reggie Wayne (7-76, 1 TD; 9t), Anthony Gonzalez (4-79, 1 TD; 55t) and Dallas Clark (6-95, 1 TD; 25t). Indianapolis suffered turnovers at the San Diego 22-, 11- and two-yard lines, and failed to convert a possession inside the 10 in the final three minutes.

	1	2	3	4	F
San Diego	0	7	14	7	28
Indianapolis	7	3	7	7	24

AFC WILDCARD – JAN. 3, 2009
QUALCOMM STADIUM

SAN DIEGO 23, INDIANAPOLIS 17 – Attendance 68,082. San Diego tied the contest on a 26-yard field goal in the final minute of regulation, then scored on an overtime-opening possession to top Indianapolis, 23-17. Darren Sproles produced 328 total yards (23-105, 2 TDs rushing; 9t, 22t/5-45 receiving/4-106 KOR/3-72 PR), and his second rushing touchdown settled the outcome. Peyton Manning was 25-42-310, 1 TD, combining with Dallas Clark (7-33), Anthony Gonzalez (6-97) and Reggie Wayne (4-129, 1 TD; 72t) to help keep the Colts in the hunt. Mike Scifres was 6-52.7, (six inside the 20) for the Chargers. Two first half boots pinned the Colts deep and resulted in short touchdown drives. His final kick to the Colts one in the last three minutes set the stage for the tying score. Manning joined quarterbacks Brett Favre, Dan Marino, John Elway and Joe Montana as the only players with 40,000-plus regular-season and 4,000-plus playoff passing yards.

	1	2	3	4	OT	F
Indianapolis	7	3	7	0	0	17
San Diego	0	14	0	3	6	23

AFC DIVISIONAL – JAN. 16, 2010
LUCAS OIL STADIUM

INDIANAPOLIS 20, BALTIMORE 3 – Attendance 67,535. Breaking a 3-3 tie with 14 points in the final two minutes of the second quarter, Indianapolis produced a 20-3 victory over Baltimore. The Colts and Ravens traded field goals on their first possessions in a game where touchdowns were a premium. Peyton Manning was 30-44-246, 2 TDs/1 INT, teaming with Austin Collie (4-52, 1 TD; 10t) and Reggie Wayne (8-63, 1 TD; 3t) for the scores that gave the Colts a cushion. Collie's score broke the tie, while Wayne's scoring reception came with three seconds left in the first half as the Colts built a 17-3 lead. Matt Stover opened the game with a 44-yard field goal, and his 33-yard boot early in the fourth quarter provided the final points. Indianapolis forced four takeaways in the second half to earn the win. Reggie Wayne became the 11th player with 1,000-plus playoff reception yards. Indianapolis limited the potent Baltimore rushing attack to 87 yards. The attendance of 67,535 set a franchise record.

	1	2	3	4	F
Baltimore	3	0	0	0	3
Indianapolis	3	14	0	3	20

AFC CHAMPIONSHIP – JAN. 24, 2010
LUCAS OIL STADIUM

INDIANAPOLIS 30, NEW YORK JETS 17 – Attendance 67,650. Erasing an 11-point second quarter deficit by scoring the game's final 24 points, Indianapolis earned a 30-17 victory over the New York Jets in the AFC Championship Game. The Jets bolted to a 17-6 lead, but the Colts cut it to 17-13 just prior to the half. Then Indianapolis tallied 17 second half points to produce the victory. Peyton Manning was 26-39-377, 3 TDs, teaming with Pierre Garcon (11-151, 1 TD; 4t) and Austin Collie (7-123, 1 TD; 16t) on the majority of his completions. Dallas Clark (4-35, 1 TD) tallied on a 15-yard touchdown pass midway through the fourth quarter to give the club a 10-point lead, and the final of three Matt Stover fields goals (25, 19, 21) with 2:29 to play marked the game's final points. Manning produced his seventh career 300-plus passing playoff game. This marked the fourth time the club had two 100-plus receivers in a playoff game. Jim Caldwell became the fifth rookie head coach to reach the Super Bowl. The attendance of 67,650 set a franchise record. The Colts qualified for their fourth Super Bowl (III, V, XLI, XLIV), with all four of those contests played in Miami.

	1	2	3	4	F
New York	0	17	0	0	17
Indianapolis	0	13	7	10	30

SUPER BOWL XLIV – FEB. 7, 2010
SUN LIFE STADIUM

NEW ORLEANS 31, INDIANAPOLIS 17 – Attendance 74,059. Scoring the first 10 points of the game and with a chance to tie matters in the waning minutes, Indianapolis fell to New Orleans in Super Bowl XLIV, 31-17, at Sun Life Stadium in

Miami Gardens, Fla. The Colts bolted to a 10-0 first quarter advantage on 53- and 96-yard scoring drives, the second one ending on a 19-yard touchdown pass from Peyton Manning (31-45-333, 1 TD/INT) to Pierre Garcon (5-66, 1 TD). New Orleans cut the halftime deficit with two second quarter field goals by Garrett Hartley (46, 44, 47), with the 44-yarder coming at the gun. After recovering a second half-opening onside kick, Drew Brees (32-39-288, 2 TDs) hit Pierre Thomas on a 16-yard touchdown pass for a 13-10 Saints lead. Joseph Addai (13-77, 1 TD) tallied on a four-yard touchdown rush as the Colts took a 17-13 lead midway through the third quarter. Hartley's third boot later in the quarter cut the margin to 17-16. Brees hit Jeremy Shockey on a two-yard touchdown pass, and his two-point pass to Lance Moore with 5:42 left in the game gave New Orleans a 24-17 lead. A final Colts chance to square the title contest ended with Tracy Porter's 74-yard interception return for a touchdown with 3:12 left. Manning recorded his eighth career 300-plus passing postseason game. Super Bowl XLIV generated an average of 106.5 million viewers to become the most watched program in United States history. The contest was seen by an estimated 153.4 million viewers.

	1	2	3	4	F
New Orleans	0	6	10	15	31
Indianapolis	10	0	7	0	17

AFC WILDCARD – JAN. 8, 2011
LUCAS OIL STADIUM

NEW YORK JETS 17, INDIANAPOLIS 16 – Attendance 65,332. A low-scoring, seesaw battle was settled at the final gun as Nick Folk booted a 32-yard field goal as the New York Jets topped the Colts, 17-16. Indianapolis earned 7-0, 10-7 and 16-14 leads, with the final one coming with 53 seconds remaining on Adam Vinatieri's 50-yard field goal. Peyton Manning was 18-26-225 passing, finding Pierre Garcon (5-112, 1 TD; 57t) for the first score. LaDainian Tomlinson (16-82, 2 TDs) had two second half one-yard touchdown rushes, tying the contest, then giving New York a 14-10 lead with 9:59 left. Vinatieri hit two other field goals (47, 32) and cut the deficit to 14-13 with 4:37 to go. The Jets rushed 38-169, while the Colts were 27-93.

	1	2	3	4	F
New York	0	0	7	10	17
Indianapolis	0	7	3	6	16

AFC WILDCARD – JAN. 6, 2013
M&T BANK STADIUM

BALTIMORE 24, INDIANAPOLIS 9 – Attendance 71,379. The Colts fell to the Baltimore Ravens by a 24-9 margin in an AFC Wild Card Playoff meeting at M&T Bank Stadium. Andrew Luck completed 28-of-54 passes for 288 yards and became the first quarterback selected No. 1 overall to start a postseason game as a rookie. Luck compiled the second-most passing yards by a rookie quarterback in a playoff game and set an NFL record for passing attempts (54) by a rookie in a single postseason game. Reggie Wayne led the team in receiving with nine catches for 114 yards. With nine catches, he improved to second all-time in postseason career receptions (92) and fourth in postseason career receiving yards (1,242). The Colts kept the game close at halftime as two Adam Vinatieri field goals cut Baltimore's lead to 10-6. Big plays held the Ravens momentum in the second half, however, as Dennis Pitta and Anquan Boldin each recorded touchdown receptions for 20 and 18 yards, respectively. Boldin led both teams in receiving with 145 yards while Bernard Pierce logged 103 rushing yards. Defensively for the Colts, Robert Mathis notched sack number 4.5 in his postseason career, while contributing with seven tackles.

	1	2	3	4	F
Indianapolis	0	6	3	0	9
Baltimore	0	10	7	7	24

AFC WILDCARD – JAN. 4, 2014
LUCAS OIL STADIUM

INDIANAPOLIS 45, KANSAS CITY 44 – Attendance 63,551. After falling behind by 28 points in the second half of play, the Colts recorded the second-largest comeback in NFL postseason history, completing a 45-44 victory against Kansas City in a Wild Card meeting. The two teams combined for 1,049 net yards, which set a new NFL postseason mark while the 536 net yards from the Colts set a franchise postseason record. Quarterback Andrew Luck threw for 443 yards and four touchdowns in the win. Down 28 points, Luck rallied Indianapolis to three touchdowns in a nine-minute span in the third quarter to bring the team within 10 points of the Chiefs lead. Luck then recovered a fumble for a five-yard touchdown prior to finding wide receiver T.Y. Hilton for the 64-yard game-winning touchdown with 4:21 remaining in the fourth quarter. Luck's passing yardage and touchdown total both rank as the second-highest marks in franchise postseason history. Wide receiver T.Y. Hilton tallied a career-day with 13 catches for 224 yards and two touchdowns. His 13 catches tied for the second-most in an NFL postseason game and his 224 yards ranked as the third-most in league postseason annals. Running back Donald Brown contributed with a rushing and receiving touchdown and became the first Colts player with a rushing and receiving score in a playoff game in the Super Bowl era. Defensively, Robert Mathis contributed with a sack-forced fumble to go along with three tackles.

	1	2	3	4	F
Kansas City	10	21	10	3	44
Indianapolis	7	3	21	14	45

Quarterback Andrew Luck led the Colts to the second-largest comeback in NFL postseason history with a Wild Card victory against Kansas City.

AFC DIVISIONAL – JAN. 11, 2014
GILLETTE STADIUM

NEW ENGLAND 43, INDIANAPOLIS 22 – Attendance 68,756. Indianapolis' 2013 season came to a close after the Colts fell to the New England Patriots in an AFC Divisional Playoff meeting, 43-22. The Patriots jumped out to an early 14-0 lead after LeGarrette Blount found the end zone on back-to-back drives. Blount led both teams in rushing with 166 yards and four touchdowns. The Colts found the scoreboard in the first quarter when wide receiver LaVon Brazill hauled in his first of two touchdowns from quarterback Andrew Luck. Following Blount's third score of the game in the second quarter, Indianapolis tallied eight unanswered points on two Adam Vinatieri field goals and a safety. The 21-15 deficit was as close as the Colts would get as Patriots running back Stevan Ridley tallied two rushing touchdowns and

Blount added his fourth score of the contest in the second half en route to a 21-point victory. Luck completed 20-of-41 passes for 331 yards, two touchdowns and four interceptions for a 53.0 passer rating. Wide receiver T.Y. Hilton led the team in receiving with four catches for 103 yards and Brazill finished with two receptions for 73 yards and two touchdowns.

	1	2	3	4	F
Indianapolis	7	5	10	0	22
New England	14	7	8	14	43

AFC WILDCARD – JAN. 4, 2015
LUCAS OIL STADIUM

INDIANAPOLIS 26, CINCINNATI 10 – Attendance 63,385. The Colts advanced to the AFC Divisional Playoff round with a 26-10 victory over the Cincinnati Bengals at Lucas Oil Stadium. Following a 13-10 halftime advantage, Indianapolis notched 13 unanswered second half points and the defense held the Bengals to five consecutive three-and-outs. The Colts offense totaled their third-highest single-game postseason net yardage total (482 yards) as Andrew Luck completed 31-of-44 passes for 376 yards and one touchdown for a 104.0 passer rating. Luck gave Indianapolis a 20-10 lead when he found Donte Moncrief for a 36-yard touchdown in the third quarter. Adam Vinatieri contributed with 14 points, which is the third-most by a player in a single postseason game in Colts history. His four field goals made were the second-most by a kicker in Colts postseason history and he set the team record for the longest field goal in a postseason game with his 53-yard conversion in the fourth quarter. Daniel Herron tied the team record for receptions by a running back in a postseason contest (10) while T.Y. Hilton recorded his third career postseason game with 100-plus receiving yards (103). Defensively, Jerrell Freeman led the team in tackles while adding 1.5 sacks and one forced fumble.

	1	2	3	4	F
Cincinnati	7	3	0	0	10
Indianapolis	7	6	10	3	26

The Colts offense posted 482 years in a win against Cincinnati.

AFC DIVISIONAL – JAN. 11, 2015
SPORTS AUTHORITY FIELD AT MILE HIGH

INDIANAPOLIS 24, DENVER 13 – Attendance 76,867. Indianapolis advanced to the AFC Championship Game following a 24-13 victory over the Denver Broncos at Sports Authority Field at Mile High. The win snapped a three-game playoff road losing streak, which dated back to 2006. Denver scored a touchdown on its opening offensive drive of the game, however the Colts defense countered by holding the Broncos to three punts and one fumble on their next four possessions. Indianapolis posted back-to-back touchdown drives in the second quarter en route to a 14-10 halftime lead. Daniel Herron found the end zone on a six-yard rush followed by Andrew Luck's first touchdown pass of the game to Dwayne Allen (three yards). Luck then opened the third quarter with a 15-yard touchdown pass to Hakeem Nicks, giving the Colts a 21-10 advantage. Indianapolis' defense only allowed one second half field goal and limited Denver to 288 net yards in the victory. Luck finished the game having completed 27-of-43 passes for 265 yards, two touchdowns and two interceptions for a 76.2 passer rating. Herron led the team with 23 carries for 63 yards while adding eight receptions for 32 yards. Defensively, Vontae Davis contributed with a postseason career-high five passes defensed.

	1	2	3	4	F
Indianapolis	0	14	7	3	24
Denver	7	3	0	3	13

AFC CHAMPIONSHIP – JAN. 18, 2015
GILLETTE STADIUM

NEW ENGLAND 45, INDIANAPOLIS 7 – Attendance 68,756. Indianapolis' season came to an end in the AFC Championship Game following a 45-7 defeat against the New England Patriots at Gillette Stadium. The Patriots took a 14-0 lead in the first quarter scoring touchdowns on their second and third possessions of the game. Following a D'Qwell Jackson interception, the Colts drove 73 yards in 10 plays and cut the score to 14-7 after a Zurlon Tipton one-yard touchdown run. That's as close as Indianapolis would get as the defense surrendered four consecutive touchdown drives in the second half, two of which were capped by running back LeGarrette Blount. Blount finished the game with 148 rushing yards and three touchdowns. For the Colts, Andrew Luck completed 12-of-33 passes for 126 yards, no touchdowns and two interceptions. Daniel Herron led the team with 10 rushes for 51 yards (5.1 avg.) with a long rush of 17 yards. He added two receptions for 11 yards. In three postseason contests in 2015, he totaled 20 receptions which ranks as the fourth-most catches by a Colt in a single postseason in franchise history. Following his lone extra point of the game, Adam Vinatieri set a then NFL record with his 30th career postseason game played surpassing Jerry Rice's mark of 29 games.

	1	2	3	4	F
Indianapolis	0	7	0	0	7
New England	14	3	21	7	45

ALL-TIME HONORS

ALL-PRO AND ALL-NFL TEAMS

(**BOLD** designates first-team)

LEGEND:

AP-Associated Press
CPFN-College and Pro Football Newsweekly
FD-Football Digest
FN-Football News
HOF-Pro Football Hall of Fame
NEA-Newspaper Enterprise Association
NYN-New York (Daily) News
PFW-Pro Football Weekly
PFWA-Pro Football Writer's Assn.
SI-Sports Illustrated
SN-Sporting News
UPI-United Press International
USA-USA Today

1950

WR-Paul Salata	AP
HB-Billy Stone	AP

1953

LB-Alex Agase	AP, UPI
OG-Dick Barwegan	AP
C-Brad Ecklund	NYN
HB-Tom Keane	**AP**, **UPI**, **NYN**
OG-Bill Lange	NYN
DB-Bert Rechichar	UPI, NYN, AP
RB-George Taliaferro	AP

1954

DT-Art Donovan	**AP**, **UPI**, NYN, SN
HB-Tom Keane	UPI
DE-Gino Marchetti	AP, UPI
DB-Bert Rechichar	UPI

1955

RB-Alan Ameche	**AP**, **UPI**, **SN**, **NYN**, NEA
LB-Joe Campanella	AP
DT-Art Donovan	**AP**, **UPI**, **NEA, SN**, **NYN**
DT-Tom Finnin	AP
DE-Gino Marchetti	NEA, NYN, AP
DB-Bert Rechichar	**NEA**, **NYN**, UPI, AP
QB-George Shaw	AP
C-Dick Szymanski	UPI, NYN, AP

1956

RB-Alan Ameche	AP, NYN, NEA
DT-Art Donovan	**AP**, **NEA**, NYN, UPI
DE-Gino Marchetti	**NEA**, **NYN**, AP, UPI
RB-Lenny Moore	NYN

1957

WR-Raymond Berry	AP
DB-Milt Davis	**AP**, UPI, NYN
DT-Art Donovan	**AP**, **UPI**, **NEA**, **NYN**
DE-Gino Marchetti	**AP**, **NEA**, **UPI**, **NYN**
RB-Lenny Moore	UPI, NEA
TE-Jim Mutscheller	UPI, NEA, NYN
OG-Art Spinney	NYN
QB-John Unitas	**NEA**, AP, UPI, NYN

1958

RB-Alan Ameche	AP, UPI, NYN, NEA
WR-Raymond Berry	**AP**, **UPI**, **NEA**, **NYN**
DT-Art Donovan	**NYN**, UPI, AP, NEA
DT-Gene Lipscomb	**AP**, **UPI**, **NEA**, **NYN**
DE-Gino Marchetti	**AP**, **NEA**, **UPI**, **NYN**
RB-Lenny Moore	**AP**, **UPI**, **NEA**, **NYN**
DB-Andy Nelson	**NYN**, AP, UPI, NEA
OT-Jim Parker	**AP**, **UPI**, **NEA**, **NYN**
LB-Bill Pellington	NEA
OG-Alex Sandusky	UPI
OG-Art Spinney	AP, UPI, NEA
DB-Carl Taseff	AP, UPI
QB-John Unitas	**NEA**, **AP**, **UPI**, **NYN**

1959

RB-Alan Ameche	AP, NYN
WR-Raymond Berry	**AP**, **UPI**, **NEA**, **NYN**
DB-Milt Davis	**NEA**, UPI, NYN
DT-Gene Lipscomb	**AP**, **UPI**, **NYN**, NEA
DE-Gino Marchetti	**AP**, **NEA**, **UPI**, **NYN**
RB-Lenny Moore	**AP**, **NEA**, **NYN**, UPI
DB-Andy Nelson	**NYN**, UPI
OT-Jim Parker	**AP**, **UPI**, **NEA**, **NYN**
LB-Bill Pellington	NEA
LB-Don Shinnick	UPI
OG-Art Spinney	**UPI**, **NYN**, AP, NEA
DB-Carl Taseff	UPI
QB-John Unitas	**NEA**, **AP**, **UPI**, **NYN**

1960

WR-Raymond Berry	**AP**, **UPI**, **NEA**, **NYN**,
DE-Ordell Braase	NYN, UPI
DT-Art Donovan	AP
DT-Gene Lipscomb	**NEA**, **NYN**, UPI
DE-Gino Marchetti	**AP**, **NEA**, **UPI**, **NYN**
RB-Lenny Moore	**AP**, **UPI**, **NEA**, **NYN**
DB-Andy Nelson	UPI, NEA
C-Buzz Nutter	UPI
OT-Jim Parker	**AP**, **UPI**, **NEA**, **NYN**
LB-Bill Pellington	NEA, UPI
DB-John Sample	NYN
LB-Don Shinnick	UPI
OG-Art Spinney	NEA, UPI
QB-John Unitas	UPI, NYN, NEA

1961

WR-Raymond Berry	NEA, UPI
DE-Gino Marchetti	**AP**, **NEA**, **UPI**, **NYN**
RB-Lenny Moore	**AP**, **UPI**, **NEA**, **NYN**
OT-Jim Parker	**AP**, **NEA**, **NYN**, UPI
LB-Bill Pellington	NEA

1962

DB-Bobby Boyd	UPI, NEA
DE-Gino Marchetti	**AP**, **NEA**, **UPI**, **FN**
DB-Andy Nelson	UPI
OT-Jim Parker	**AP**, **NEA**, **FN**, UPI
LB-Bill Pellington	UPI, NEA
LB-Don Shinnick	UPI

1963

WR-Raymond Berry	AP, UPI
DB-Bobby Boyd	AP
TE-John Mackey	UPI
DE-Gino Marchetti	**NEA**, NYN, AP, UPI
OT-Jim Parker	**AP**, **NEA**, UPI, NYN
LB-Don Shinnick	AP
C-Dick Szymanski	AP
QB-John Unitas	AP, UPI, NYN, NEA

1964

WR-Raymond Berry	UPI
DB-Bobby Boyd	**AP**, **UPI**, **NEA**, **NYN**, **FN**
DE-Ordell Braase	UPI
DB-Jerry Logan	UPI
DE-Gino Marchetti	**AP**, **NEA**, **UPI**, **NYN**, **FN**

1964 (cont)

RB-Lenny Moore	**AP**, **UPI**, **NEA**, **NYN**, **FN**
OT-Jim Parker	**AP**, **UPI**, **NEA**, **NYN**, **FN**
LB-Bill Pellington	NEA, AP, UPI
OT-George Preas	AP, UPI, NEA
OG-Alex Sandusky	AP, UPI, NEA, NYN
LB-Steve Stonebreaker	UPI, NYN
C-Dick Szymanski	AP, UPI
QB-John Unitas	**NEA**, **AP**, **UPI**, **NYN**, **FN**
OT-Bob Vogel	**NEA**, UPI

1965

WR-Raymond Berry	**NEA**, AP, NYN
DB-Bobby Boyd	**AP**, **UPI**, **NEA**, **NYN**, **FN**
DE-Ordell Braase	**NEA**, NYN, UPI
LB-Dennis Gaubatz	**FN**, UPI
TE-John Mackey	AP, UPI
WR-Jimmy Orr	**AP**, **NEA**, UPI, NYN
OT-Jim Parker	**AP**, **UPI**, **NEA**, **NYN**, **FN**
OG-Alex Sandusky	UPI
LB-Steve Stonebreaker	**NYN**, UPI, NEA
C-Dick Szymanski	AP, UPI
QB-John Unitas	**NEA**, **AP**, **UPI**, **NYN**
OT-Bob Vogel	**NEA**, **NYN**, AP, UPI

1966

WR-Raymond Berry	UPI
DB-Bobby Boyd	**UPI**, **PFWA**, AP, NYN
DE-Ordell Braase	**NEA**, AP, UPI
TE-John Mackey	**AP**, **UPI**, **NEA**, **NYN**, **PFWA**
OT-Jim Parker	NYN, UPI
OT-Bob Vogel	UPI

1967

DB-Bobby Boyd	**FN**, UPI
DE-Ordell Braase	NYN, AP, UPI, NEA, FN
TE-John Mackey	**AP**, **NEA**, **NYN**, UPI, FN
DT-Fred Miller	NEA
WR-Willie Richardson	**AP**, UPI, NEA, NYN, NEA
C-Dick Szymanski	FN
QB-John Unitas	**NEA**, **AP**, **UPI**, **NYN**, **FN**
OT-Bob Vogel	**NEA**
DB-Rick Volk	FN

1968

DB-Bobby Boyd	**AP**, **UPI**, **NYN**, **FN**, **PFWA**
LB-Mike Curtis	**AP**, **UPI**, **NYN**, **FN**, **PFWA**, **PFW**, NEA
DB-Jerry Logan	PFWA
TE-John Mackey	**AP**, **UPI**, **NEA**, **NYN**, **PFWA**, **FN**, **PFW**
DT-Fred Miller	UPI, NYN, PFWA
QB-Earl Morrall	**AP**, **UPI**, **NEA**, **NYN**, **FN**, PFWA
OG-Glenn Ressler	NYN, FN
WR-Willie Richardson	PFWA
DT-Billy Ray Smith	AP
DE-Bubba Smith	AP, UPI, NYN, PFWA
OT-Bob Vogel	**NYN**, **UPI**, **FN**, **PFWA**, AP, NEA
DB-Rick Volk	**NEA**, **PFWA**, UPI

1969

C-Bill Curry	AP, UPI, PFW
LB-Mike Curtis	NEA, NYN
P-David Lee	**HOF**, **PFWA**, **NEA**, **PFW**
RB-Tom Matte	NEA, PFW
OT-Bob Vogel	UPI, NYN
DB-Rick Volk	NEA

1970

P-David Lee	PFWA
DE-Bubba Smith	**FN**, PFWA

1971

C-Bill Curry	NEA, FN, PFWA
LB-Mike Curtis	FN
LB-Ted Hendricks	**AP**, **NEA**, **FN**, **PFWA**, **PFW**
DE-Bubba Smith	**FN**, **AP**, **NEA**, **PFWA**, **PFW**
DB-Rick Volk	**NEA**, **PFWA**, **AP**

Jim Parker

1972

LB-Ted Hendricks	AP, NEA

1973

LB-Ted Hendricks	NEA

1974

LB-Mike Curtis	**FN**

1975

DE-Fred Cook	**NYN**
DE-John Dutton	AP, FN, PFWA
OT-George Kunz	**AP**, **FN**, **PFW**, PFWA
RB-Lydell Mitchell	**CPFN**
LB-Stan White	**FN**

1976

WR-Roger Carr	**NYN**, AP, PFWA, NEA
DE-John Dutton	**AP**, **NYN**, PFWA
DT-Joe Ehrmann	PFWA
QB-Bert Jones	**AP**, **PFWA**, **NEA**, **FN**, **NYN**
OT-George Kunz	PFWA, AP, NEA
K-Toni Linhart	**NYN**
RB-Lydell Mitchell	AP, NYN

1977

DT-Mike Barnes	**SN**, **NYN**
DB-Lyle Blackwood	AP
QB-Bert Jones	AP, NEA
OT-George Kunz	AP, NEA
RB-Lydell Mitchell	AP
LB-Stan White	**NYN**

1983

K-Raul Allegre	FD, NEA
P-Rohn Stark	**AP**, **FD**, NEA

1984

LB-Vernon Maxwell	CPFN
P-Rohn Stark	NEA, CPFN

1985

C-Ray Donaldson	AP
OT-Chris Hinton	**NYN**, AP, NEA, FD
P-Rohn Stark	**NEA**, AP

1986

C-Ray Donaldson	AP
OT-Chris Hinton	AP
P-Rohn Stark	**NEA**, CPFN, AP

1987

K-Dean Biasucci	**USA**, AP, NEA, CPFN, FD
LB-Duane Bickett	**USA**, AP, NEA
RB-Eric Dickerson	**AP**, **PFWA**, **NEA**, **SN**, **CPFN**, **USA**, **FD**, **PFW**
C-Ray Donaldson	**NYN**, AP, NEA, FD
OT-Chris Hinton	**SN**, **FD**, CPFN
LB-Cliff Odom	CPFN
OG-Ron Solt	**NEA**, **CPFN**, **FD**, AP

1988

K-Dean Biasucci	**SN, NYN**, AP
LB-Duane Bickett	AP
RB-Eric Dickerson	**AP**, **PFWA**, **NEA**, **SN**, **USA**, **FD**, **PFW**, **CPFN**
C-Ray Donaldson	**CPFN**, NEA, AP
OT-Chris Hinton	NEA, AP

1989

OT-Chris Hinton	AP, NEA

1990

LB-Jeff Herrod	AP
P-Rohn Stark	NEA, AP
PR-Clarence Verdin	**PFW**, CPFN, AP

1992

LB-Jeff Herrod	AP
P-Rohn Stark	**NEA**, **CPFN**, **SN**, **FD**, AP
PR-Clarence Verdin	AP
OT-Will Wolford	AP

1993

P-Rohn Stark	AP

1994

DB-Ray Buchanan	AP
RB-Marshall Faulk	**AP**, CPFN, FD

1995

RB-Marshall Faulk	**AP**
QB-Jim Harbaugh	FD

1996

K-Cary Blanchard	**AP**, **PFW/PFWA**, **SN**, **FD**, **CPFN**
P-Chris Gardocki	**AP**, **PFW/PFWA**, **SN**, FD

1998

RB-Marshall Faulk	**AP**, SI, CPFN, FD
P-Chris Gardocki	CPFN

1999

TE-Ken Dilger	FD
OT-Tarik Glenn	**CPFN**
WR-Marvin Harrison	**AP**, **CPFN**, **FD**, **PFW/PFWA**, **SI**, **SN**
RB-Edgerrin James	**AP**, **CPFN**, **FD**, **PFW/PFWA**, **SN**, **USA**
QB-Peyton Manning	AP, CPFN, FD
ST-Ratcliff Thomas	**SI**
K-Mike Vanderjagt	**SI**, AP, CPFN, FD

2000

WR-Marvin Harrison	**CPFN**, **FD**, **PFW/PFWA**, **SI**, AP
RB-Edgerrin James	**FD**, **SN**, AP, CPFN
QB-Peyton Manning	AP

2001

WR-Marvin Harrison	**CPFN**, AP

2002

WR-Marvin Harrison	**AP**, **CPFN**, **FD**, **PFW/PFWA**, **SI**, **SN**

2003

DE-Dwight Freeney	**FD**, AP
WR-Marvin Harrison	**SI**, **SN**, AP, FD
QB-Peyton Manning	**AP**, **SN**, **PFW/PFWA**, **FD**
C-Jeff Saturday	**FD**
K-Mike Vanderjagt	**AP**, **PFW/PFWA**, **SN**, **FD, SI**

2004

DE-Dwight Freeney	**AP**, **PFW/PFWA**, **CPFN**, **SI**, **SN**, **FD**
WR-Marvin Harrison	**FD**, **SN**, AP, CPFN
RB-Edgerrin James	**FD**, **SI**, **SN**, AP, CPFN
QB-Peyton Manning	**AP**, **SN**, **PFW/PFWA**, **FD**, **SI**, **CPFN**
C-Jeff Saturday	FD

Dwight Freeney

2005

DE-Dwight Freeney	**AP**, **PFW/PFWA**, **SN**
WR-Marvin Harrison	AP
LB-Cato June	**PFW/PFWA**, AP
OG-Ryan Lilja	**SI**
QB-Peyton Manning	**AP**, **SN**, **PFW/PFWA**
DB-Bob Sanders	**AP**
C-Jeff Saturday	**AP**

2006

WR-Marvin Harrison	**AP**, **PFW/PFWA**, **SI**, **SN**, **USA**
QB-Peyton Manning	**SI**, **USA**, AP
C-Jeff Saturday	**USA**, AP
WR-Reggie Wayne	**USA**

2007

DB-Bob Sanders	**AP**, **PFW/PFWA**, **SI**, **USA**, **SN**
C-Jeff Saturday	**AP**, **PFW/PFWA**, **SI**, **USA**
WR-Reggie Wayne	**SI**, AP

2008

TE-Dallas Clark	**SI**
QB-Peyton Manning	**AP**, **PFW/PFWA**, **SI**

2009

TE-Dallas Clark	**SI**, **AP**, **PFW/PFWA**, **SN**
DE-Dwight Freeney	**AP**, **PFW/PFWA**, **SI**, **SN**
QB-Peyton Manning	**AP**, **SN**, **PFW/PFWA**, **SI**
WR-Reggie Wayne	AP

2010

WR-Reggie Wayne	**AP**, **PFW/PFWA**

2013

LB-Robert Mathis	**AP**, **PFW/PFWA**, **SN**

2014

K-Adam Vinatieri	**AP**, **PFW/PFWA**, **SN**
P-Pat McAfee	**AP**, **PFW/PFWA**

ALL-CONFERENCE SELECTIONS

1956

RB-Alan Ameche	SN
DT-Art Donovan	SN
DT-Gino Marchetti	SN

1957

WR-Raymond Berry	SN
DB-Milt Davis	SN
DT-Art Donovan	SN
DT-Gino Marchetti	SN
RB-Lenny Moore	SN
OT-Jim Parker	SN

1958

WR-Raymond Berry	SN
DT-Gene Lipscomb	SN
DT-Gino Marchetti	SN
RB-Lenny Moore	SN
LB-Andy Nelson	SN
LB-Bill Pellington	SN
OG-Art Spinney	SN
QB-John Unitas	SN

1959

WR-Raymond Berry	SN
DT-Gino Marchetti	SN
RB-Lenny Moore	SN
LB-Andy Nelson	SN
OT-Jim Parker	SN
QB-John Unitas	SN

1960

WR-Raymond Berry	SN
DT-Gene Lipscomb	SN
RB-Lenny Moore	SN
LB-Andy Nelson	SN
OT-Jim Parker	SN
QB-John Unitas	SN

1961

DT-Gino Marchetti	SN
RB-Lenny Moore	SN
LB-Andy Nelson	SN
OT-Jim Parker	SN

1962

DT-Gino Marchetti	SN
OT-Jim Parker	SN

Gino Marchetti

1963

DT-Gino Marchetti	SN

1964

DT-Gino Marchetti	SN
RB-Lenny Moore	SN
OT-Jim Parker	SN
LB-Bill Pellington	SN
QB-John Unitas	SN

1965

WR-Jimmy Orr	SN
OT-Jim Parker	SN
LB-Steve Stonebreaker	SN
OT-Bob Vogel	SN

1966

P-David Lee	SN
TE-John Mackey	SN
OT-Bob Vogel	SN

1967

DB-Bobby Boyd	SN
TE-John Mackey	SN
WR-Willie Richardson	SN
QB-John Unitas	SN
OT-Bob Vogel	SN

1968

DB-Bobby Boyd	SN
TE-John Mackey	SN
QB-Earl Morrall	SN
OG-Dan Sullivan	SN
OT-Bob Vogel	SN

1969

LB-Mike Curtis	SN
P-David Lee	SN
RB-Tom Matte	SN
OT-Bob Vogel	SN

1970

RB-Norm Bulaich	UPI-2
C-Bill Curry	UPI-HM
LB-Mike Curtis	UPI-2
LB-Ted Hendricks	UPI-HM
WR-Eddie Hinton	UPI-HM
DB-Jerry Logan	AP-1, UPI-1
TE-John Mackey	UPI-HM
DE-Bubba Smith	SN, UPI-1
QB-John Unitas	UPI-2
OT-Bob Vogel	UPI-2
DB-Rick Volk	SN, UPI-HM

1971

C-Bill Curry	AP, UPI, PFW, SN
LB-Mike Curtis	UPI-2
LB-Ted Hendricks	AP-1, UPI-1, SN, PFW
DB-Jerry Logan	SN, UPI-2
LB-Ray May	UPI-HM
DE-Bubba Smith	SN, UPI-1, AP-1, PFW
DB-Charlie Stukes	UPI-HM
OT-Bob Vogel	UPI-2, PFW
DB-Rick Volk	AP-1, PFW, UPI-2
OG-John Williams	UPI-HM

1972

C-Bill Curry	UPI-HM
LB-Ted Hendricks	AP-1, UPI-1

1973

LB-Ted Hendricks	AP-1, UPI-2

1974

LB-Mike Curtis	UPI-2

1975

TE-Raymond Chester	UPI-HM
DE-Fred Cook	NYN
DE-John Dutton	AP-1, UPI-2, SN
DT-Joe Ehrmann	UPI-HM
QB-Bert Jones	UPI-2
OT-George Kunz	AP-1, UPI-1, SN, PFW, NYN
RB-Lydell Mitchell	UPI-2

1976

WR-Roger Carr	AP-1, UPI-2, SN, PFW, NYN
OG-Elmer Collett	UPI-HM
DE-Fred Cook	UPI-2
DE-John Dutton	AP-1, SN, UPI-1, PFW, NYN
DT-Joe Ehrmann	UPI-1, NYN
QB-Bert Jones	AP-1, UPI-1, NYN
OT-George Kunz	AP-1, UPI-1, SN, PFW, NYN
K-Toni Linhart	UPI-1, SN, PFW, NYN
RB-Lydell Mitchell	AP-1, UPI-1, SN, NYN

1977

DT-Mike Barnes	SN, UPI-2
DB-Lyle Blackwood	UPI-HM
DE-Fred Cook	UPI-2, SN
DE-John Dutton	UPI-1, PFW
DT-Joe Ehrmann	UPI-HM
OT-George Kunz	UPI-1, SN, PFW
K-Toni Linhart	UPI-2
RB-Lydell Mitchell	UPI-1, SN, PFW
LB-Stan White	UPI-2

1980

DB-Bruce Laird	UPI-HM, PFW, NYN

1982

P-Rohn Stark	UPI-2, NYN

1983

K-Raul Allegre	UPI-2
OT-Chris Hinton	UPI-2, PFW
P-Rohn Stark	UPI-2

1984

P-Rohn Stark	UPI-2

1985

DB-Eugene Daniel	FN
OT-Chris Hinton	UPI-1
P-Rohn Stark	UPI-1, FN

1986

C-Ray Donaldson	UPI-2
OT-Chris Hinton	PFW, UPI-1, FN
P-Rohn Stark	UPI-1, FN, PFW

1987

K-Dean Biasucci	UPI-1, PFW, FN
LB-Duane Bickett	UPI-1, PFW, FN
RB-Eric Dickerson	UPI-1, PFW, FN
C-Ray Donaldson	UPI-2
OT-Chris Hinton	UPI-2, PFW
OG-Ron Solt	UPI-1, PFW, FN

1988

LB-Duane Bickett	UPI-2
RB-Eric Dickerson	UPI-1, PFW, FN
C-Ray Donaldson	UPI-2, PFW, FN
OT-Chris Hinton	UPI-2

1989

C-Ray Donaldson	UPI-2, FN
OT-Chris Hinton	PFW, UPI-1
P-Rohn Stark	FN
PR-Clarence Verdin	PFW

1990

LB-Jeff Herrod	UPI-2, FN
P-Rohn Stark	UPI-1, PFW
PR-Clarence Verdin	PFW, UPI-1, FN

1992

TE-Kerry Cash	FN
P-Rohn Stark	FN, PFW
PR-Clarence Verdin	PFW, UPI-1, FN

1994

DB-Ray Buchanan	UPI-2
RB-Marshall Faulk	UPI-1, PFW, FN

1995

RB-Marshall Faulk	UPI-2
QB-Jim Harbaugh	UPI-1, PFW, FN

Marshall Faulk

1996

K-Cary Blanchard	UPI-1, FN
P-Chris Gardocki	UPI-1, FN

1998

RB-Marshall Faulk	PFW, FN

1999

OT-Tarik Glenn	FN
WR-Marvin Harrison	FN, PFW/PFWA
RB-Edgerrin James	FN, PFW/PFWA
QB-Peyton Manning	FN, PFW/PFWA
K-Mike Vanderjagt	FN

2000

WR-Marvin Harrison	FN, PFW/PFWA
RB-Edgerrin James	FN, PFW/PFWA

2001

WR-Marvin Harrison	FN, PFW/PFWA

2002

WR-Marvin Harrison	PFW/PFWA

2003

DE-Dwight Freeney	PFW/PFWA
WR-Marvin Harrison	PFW/PFWA
QB-Peyton Manning	PFW/PFWA
K-Mike Vanderjagt	PFW/PFWA

2004

DE-Dwight Freeney	PFW/PFWA
WR-Marvin Harrison	PFW/PFWA
QB-Peyton Manning	PFW/PFWA

2005

DE-Dwight Freeney	PFW/PFWA
WR-Marvin Harrison	PFW/PFWA
RB-Edgerrin James	PFW/PFWA
LB-Cato June	PFW/PFWA
QB-Peyton Manning	PFW/PFWA
DB-Bob Sanders	PFW/PFWA
C-Jeff Saturday	PFW/PFWA

2006

WR-Marvin Harrison	PFW/PFWA
QB-Peyton Manning	PFW/PFWA
C-Jeff Saturday	PFW/PFWA

2007

DB-Bob Sanders	PFW/PFWA
C-Jeff Saturday	PFW/PFWA
WR-Reggie Wayne	PFW/PFWA

2008

QB-Peyton Manning	PFW/PFWA
DE-Robert Mathis	PFW/PFWA

2009

TE-Dallas Clark	PFW/PFWA
DE-Dwight Freeney	PFW/PFWA
QB-Peyton Manning	PFW/PFWA

2010

DE-Dwight Freeney	PFW/PFWA
DE-Robert Mathis	PFW/PFWA
WR-Reggie Wayne	PFW/PFWA

2013

LB-Robert Mathis	PFW/PFWA

2014

K-Adam Vinatieri	PFW/PFWA
P-Pat McAfee	PFW/PFWA

Adam Vinatieri

NFL ALL-ROOKIE TEAMS

1972 - OT-Tom Drougas (PFW)
1974 - DE-John Dutton (PFWA, UPI, PFW, FD)
DE-Fred Cook (UPI, FD)
1976 - DT-Ken Novak (PFWA)
1979 - DB-Larry Braziel (PFWA)
1980 - WR-Ray Butler (PFWA, UPI, PFW, FD)
1981 - DT-Bubba Green (PFW)
DE-Donnell Thompson (PFWA, UPI, PFW)
1982 - WR-Matt Bouza (FD)
LB-Johnie Cooks (PFWA)
DT-Leo Wisniewski (PFWA, PFW)
P-Rohn Stark (PFWA, PFW, FD)
DB-James Burroughs (FD)
DE-Fletcher Jenkins (PFW)
1983 - OG-Chris Hinton (PFWA, UPI, FD)
LB-Vernon Maxwell (PFWA, UPI, FD)
OT-Jim Mills (UPI)
1984 - OG-Ron Solt (PFWA, UPI, PFW, FD)
DE-BlaiseWinter (PFWA, UPI, PFW, FD)
1985 - LB-Duane Bickett (PFWA, UPI, FD)
DB-Anthony Young (UPI)
1986 - WR-Bill Brooks (PFWA, UPI, PFW, FD)
DE-Jon Hand (PFW)
1987 - DB-Freddie Robinson (UPI, PFW, FD)
1988 - LB-O'Brien Alston (PFWA, UPI, PFW, FD)
QB-Chris Chandler (PFWA, UPI, PFW, CPFN, FD)
1989 - WR-Andre Rison (PFWA, UPI, PFW, CPFN, FD)
1990 - QB-Jeff George (PFWA, UPI, PFW, CPFN, FD, FN)
1992 - LB-Quentin Coryatt (PFWA)
DE-Steve Emtman (PFWA, FN)
1993 - DB-Ray Buchanan (FN)
1994 - RB-Marshall Faulk (PFWA, CPFN, FN)
1995 - TE-Ken Dilger (PFWA, FN)
1996 - WR-Marvin Harrison (FN)
1997 - OG-Tarik Glenn (CPFN, PFW/PFWA)
1998 - DL-Larry Chester (PFW/PFWA)
QB-Peyton Manning (CPFN, PFW/PFWA, FN, FD)
OG-Steve McKinney (PFW/PFWA)
WR-Jerome Pathon (CPFN, PFW/PFWA, FN, FD)
K-Mike Vanderjagt (CPFN, PFW/PFWA, FD)
1999 - RB-Edgerrin James (CPFN, FD, FN, PFW/PFWA)
LB-Mike Peterson (FD, FN, PFW/PFWA)
P-Hunter Smith (CPFN, PFW/PFWA)
KR-Terrence Wilkins (FD, FN, PFW/PFWA)
2001 - DB-Idrees Bashir (PFW/PFWA)
2002 - DE-Dwight Freeney (PFW/PFWA)
2003 - TE-Dallas Clark (FD)
DE-Robert Mathis (FD)
OG-Steve Sciullo (FD)
2004 - OG-Jake Scott (FD)
2007 - DT-Ed Johnson (PFW/PFWA)
OT-Tony Ugoh (PFW/PFWA)
2008 - OG-Mike Pollak (PFW/PFWA)
C-Jamey Richard (PFW/PFWA)
2009 - WR-Austin Collie (PFW/PFWA, SN)
DB-Jacob Lacey (PFW/PFWA, SN)
P-Pat McAfee (PFW/PFWA, SN)
2010 - LB-Pat Angerer (PFW/PFWA, SN)
2012 - TE-Dwayne Allen (PFW/PFWA)
WR/PR-T.Y. Hilton (PFW/PFWA)

PRO BOWL COLTS

(Selections by season; *MVP; #Did Not Play)

1953 - Dick Barwegan, Art Donovan, Tom Keane, George Taliaferro
1954 - Art Donovan (2), Gino Marchetti, Buddy Young
1955 - Alan Ameche, Art Donovan (3), Gino Marchetti (2), Bert Rechichar, Dick Szymanski
1956 - Alan Ameche (2), Art Donovan (4), Gino Marchetti (3), Lenny Moore, Bert Rechichar (2)
1957 - Alan Ameche (3), Art Donovan (5), Gino Marchetti (4), Jim Mutscheller, Bert Rechichar (3*), John Unitas
1958 - Alan Ameche (4), Raymond Berry, Don Joyce, Gene Lipscomb, Gino Marchetti (5#), Lenny Moore (2), Jim Parker, John Unitas (2)
1959 - Raymond Berry (2), Gene Lipscomb (2*), Gino Marchetti (6), Lenny Moore (3), Jim Parker (2), Art Spinney, John Unitas (3*)
1960 - Raymond Berry (3#), Gino Marchetti (7), Lenny Moore (4), Andy Nelson, Jim Parker (3), Art Spinney (2), John Unitas (4*)
1961 - Raymond Berry (4), Gino Marchetti (8), Lenny Moore (5), Jim Parker (4), John Unitas (5)
1962 - Gino Marchetti (9), Lenny Moore (6), Jim Parker (5), Dick Szymanski (2), John Unitas (6)
1963 - Raymond Berry (5), John Mackey, Gino Marchetti (10*), Jim Parker (6), John Unitas (7*)
1964 - Raymond Berry (6), Bobby Boyd, Gino Marchetti (11), Lenny Moore (7), Jim Parker (7), Dick Szymanski (3), Bob Vogel, John Unitas (8)
1965 - Jerry Logan, John Mackey (2), Jimmy Orr, Jim Parker (8), Bob Vogel (2)
1966 - Ordell Braase, Lenny Lyles, John Mackey (3), John Unitas (9)
1967 - Ordell Braase (2), John Mackey (4), Fred Miller, Willie Richardson, John Unitas (10), Bob Vogel (3), Rick Volk
1968 - Bobby Boyd (2), Mike Curtis, John Mackey (5), Tom Matte, Fred Miller (2), Earl Morrall, Willie Richardson (2), Bob Vogel (4#)
1969 - Tom Matte (2), Fred Miller (3#), Rick Volk (2)
1970 - Mike Curtis (2), Jerry Logan (2), Bubba Smith
1971 - Norm Bulaich, Bill Curry, Mike Curtis (3), Ted Hendricks, Jerry Logan (3), Bubba Smith (2), Bob Vogel (5), Rick Volk (3)
1972 - Bill Curry (2), Ted Hendricks (2), Bruce Laird
1973 - Ted Hendricks (3)
1974 - Mike Curtis (4)
1975 - John Dutton, George Kunz, Lydell Mitchell
1976 - Roger Carr, John Dutton (2), Bert Jones, George Kunz (2), Toni Linhart, Lydell Mitchell (2)
1977 - Mike Barnes, John Dutton (3), George Kunz (3), Toni Linhart (2), Lydell Mitchell (3)
1979 - Joe Washington
1983 - Chris Hinton
1985 - Chris Hinton (2), Rohn Stark
1986 - Ray Donaldson, Chris Hinton (3), Rohn Stark (2)
1987 - Dean Biasucci, Duane Bickett, Eric Dickerson, Ray Donaldson (2), Chris Hinton (4), Ron Solt
1988 - Eric Dickerson (2), Ray Donaldson (3), Chris Hinton (5)
1989 - Eric Dickerson (3), Ray Donaldson (4), Chris Hinton (6)
1990 - Rohn Stark (3), Clarence Verdin
1992 - Rohn Stark (4), Clarence Verdin (2)
1994 - Marshall Faulk (*)
1995 - Marshall Faulk (2), Jim Harbaugh, Will Wolford
1996 - Cary Blanchard, Chris Gardocki
1998 - Marshall Faulk (3)
1999 - Marvin Harrison, Edgerrin James, Peyton Manning
2000 - Marvin Harrison (2), Edgerrin James (2), Peyton Manning (2)
2001 - Ken Dilger, Marvin Harrison (3)
2002 - Marvin Harrison (4), Peyton Manning (3)
2003 - Dwight Freeney, Marvin Harrison (5), Peyton Manning (4), Mike Vanderjagt
2004 - Dwight Freeney (2), Tarik Glenn, Marvin Harrison (6), Edgerrin James (3), Peyton Manning (5*)
2005 - Dwight Freeney (3), Tarik Glenn (2), Marvin Harrison (7), Edgerrin James (4), Cato June, Peyton Manning (6), Bob Sanders, Jeff Saturday
2006 - Tarik Glenn (3), Marvin Harrison (8#), Peyton Manning (7), Jeff Saturday (2), Reggie Wayne
2007 - Joseph Addai, Antoine Bethea, Peyton Manning (8), Bob Sanders (2), Jeff Saturday (3), Reggie Wayne (2)
2008 - Dwight Freeney (4), Peyton Manning (9), Robert Mathis, Reggie Wayne (3)
2009 - Antoine Bethea (2#), Dallas Clark (#), Dwight Freeney (5#), Peyton Manning (10#), Robert Mathis (2#), Jeff Saturday (4#), Reggie Wayne (4#)
2010 - Dwight Freeney (6#), Peyton Manning (11), Robert Mathis (3), Jeff Saturday (5), Reggie Wayne (5)
2011 - Dwight Freeney (7), Robert Mathis (4#)
2012 - Reggie Wayne (6), Robert Mathis (5), Andrew Luck
2013 - Robert Mathis (6), Andrew Luck (2), Matt Overton
2014 - Mike Adams, Vontae Davis, T.Y. Hilton, D'Qwell Jackson, Andrew Luck (3), Pat McAfee, Adam Vinatieri (3)
2015 - Mike Adams (2), Vontae Davis (2), T.Y. Hilton (2)

NFL MOST VALUABLE PLAYER AWARDS

QB-John Unitas	NEA (1957,67), UPI (1959,64,67), SN (1959,64,67), AP (1964,67), FN (1964)
QB-Peyton Manning	AP (2003-04,08-09), PFW/PFWA (2004,08-09)
DE-Gino Marchetti	AP (1958)
RB-Lenny Moore	NEA (1964)
QB-Earl Morrall	AP, UPI, NEA, SN (1968)
QB-Bert Jones	AP, NEA, PFWA, NYN (1976)

HOF SUPER BOWL 50 GOLDEN TEAM

K-Adam Vinatieri

HOF NFL 50TH ANNIVERSARY TEAM

First - TE-John Mackey, DE-Gino Marchetti, QB-John Unitas
Second - WR-Raymond Berry, DT-Art Donovan
Third - RB-Lenny Moore

HOF NFL 75TH ANNIVERSARY TEAM

WR-Raymond Berry, LB-Ted Hendricks, DE-Gino Marchetti, OG-Jim Parker, QB-John Unitas

HOF NFL 1960-84 ALL-STAR TEAM

First-Team - WR-Raymond Berry, DE-Gino Marchetti, OG/T-Jim Parker, QB-John Unitas, HC-Don Shula (tie)
Second-Team - LB-Ted Hendricks, TE-John Mackey

HOF NFL TEAMS OF THE DECADES

1950s - RB-Alan Ameche, G-Dick Barwegan, WR-Raymond Berry, DT-Art Donovan, DE-Gino Marchetti, RB-Lenny Moore, OG/T- Jim Parker
1960s - DB-Bobby Boyd, TE-John Mackey, QB-John Unitas
1970s - LB-Ted Hendricks
1980s - RB-Eric Dickerson

SUPER BOWL SILVER ANNIVERSARY TEAM

LB-Ted Hendricks

NFL EXECUTIVE OF THE YEAR

Joe Thomas - SN (1975), Bill Polian - FD (1999), PFW/PFWA (1999, 2005, 09), SN (1999,09), Ryan Grigson - SN (2012), PFW/PFWA (2012)

NFL COACH OF THE YEAR

Weeb Ewbank	AP, UPI (1958)
Don Shula	UPI (1964), SN (1964, 68), AP (1964, 67-tied, 68), NYN (1964, 67, 68)
Ted Marchibroda	AP, PFW, SN, FD, NYN (1975)
Ron Meyer	PFWA (1987)
Tony Dungy	SN, SI (2005)
Bruce Arians	AP (2012)

NFL OFFENSIVE PLAYER OF THE YEAR

QB-Earl Morrall PFW (1968), QB-Bert Jones AP (1976)
QB-Peyton Manning AP (2004), PFW/PFWA (2004, 08-09)

NFL DEFENSIVE PLAYER OF THE YEAR

DB-Bob Sanders AP, PFW/PFWA (2007)

NFL ROOKIE OF THE YEAR

RB-Alan Ameche	SN, UPI (1955)
RB-Lenny Moore	UPI (1956)
WR-Jimmy Orr	UPI (1958)
RB-Marshall Faulk	SN, PFWA, SI, FD, CPFN, NEA (1994)
RB-Edgerrin James	SN, SI (1999)

NFL OFFENSIVE ROOKIE OF THE YEAR

RB-Marshall Faulk - AP, PFW, FD (1994)
RB-Edgerrin James - AP, CPFN, FD, FN, PFW, USA (1999)

NFL PLAYER OF THE YEAR

QB-Peyton Manning - SN (2003-04), FD (2003-04)

NFL COMEBACK PLAYER OF THE YEAR

K-Jim Martin	AP (1963)
RB-Lenny Moore	AP (1964)
QB-Jim Harbaugh	PFW (1995)

NFL DEFENSIVE ROOKIE OF THE YEAR

LB-Vernon Maxwell	AP, PFW (1983)
LB-Duane Bickett	AP (1985)

NATIONAL 100-YARD CLUB NFL OUTSTANDING BLOCKER

OG-Jim Parker - (1964)

NFL LINEBACKER OF THE YEAR

LB-Mike Curtis - FD (1974)

NFL MOST VALUABLE LINEMAN

DE-Gino Marchetti - AP (1958)

NFL KICKER OF THE YEAR

K-Cary Blanchard - PFW (1996)

NFL GOLDEN TOE AWARD

K-Toni Linhart - PFW (1976), K-Mike Vanderjagt - PFW/PFWA (2003)

AFC COACH OF THE YEAR

Ron Meyer	UPI, FN (1987)
Ted Marchibroda	PFWA, NYN (1975), CPFN (1992)

AFC MOST VALUABLE PLAYER

QB-Bert Jones - NYN (1975, 76)

AFC PLAYER OF THE YEAR

QB-Bert Jones	UPI (1976)
QB-Jim Harbaugh	UPI (1995)
QB-Peyton Manning	FN (1999)

AFC ROOKIE OF THE YEAR

RB-Marshall Faulk - UPI (1994)

KANSAS CITY COMMITTEE OF 101 AWARDS

LB-Mike Curtis	AFC Defensive MVP (1970)
HC-Ted Marchibroda	AFC Coach of the Year (1975)
QB-Bert Jones	AFC Offensive MVP (1976)
HC-Ron Meyer	AFC Coach of the Year (1987)
QB-Jim Harbaugh	AFC Offensive Player of the Year (1995)
HC-Jim Mora	AFC Coach of the Year (1999)
QB-Peyton Manning	AFC Offensive Player of the Year (1999, 2003-05, 08-09)
HC-Tony Dungy	AFC Coach of the Year (2005)
DE-Dwight Freeney	AFC Defensive Player of the Year (2005)
DB-Bob Sanders	AFC Defensive Player of the Year (2007)
HC-Chuck Pagano & Bruce Arians	AFC Coach of the Year (2012)
LB-Robert Mathis	AFC Defensive Player of the Year (2013)

WASHINGTON DC TOUCHDOWN CLUB

QB-John Unitas	NFL MVP (1957, 58-tied, 67)
HC-Weeb Ewbank	NFL Coach of the Year (1958)
RB-Lenny Moore	NFL MVP (1964)
HC-Don Shula	NFL Coach of the Year (1964, 68)
HC-Ted Marchibroda	NFL Coach of the Year (1975)
QB-Bert Jones	AFC Offensive MVP (1976)

BYRON "WHIZZER" WHITE AWARD

QB-Peyton Manning (2004), OT-Tarik Glenn (2006)

PHILADELPHIA MAXWELL CLUB

QB-John Unitas - NFL MVP (1959, 64, 67)
QB-Peyton Manning - Professional Player of the Year (2003-04)
HC-Tony Dungy - Outstanding Professional Coach of the Year (2005)
HC-Chuck Pagano and Bruce Arians - Greasy Neale Award Coach of the Year (2012)

GEORGE HALAS AWARD

QB-Bert Jones (1979), QB-Jim Harbaugh (1997),
HC-Tony Dungy (2006), HC-Chuck Pagano (2013)

SPORTS ILLUSTRATED NFL PLAYER OF THE YEAR

RB-Marshall Faulk (1998), QB-Peyton Manning (2004, 08-09)

WALTER PAYTON NFL MAN OF THE YEAR AWARD

QB-Peyton Manning (2005)

SUPER BOWL MOST VALUABLE PLAYER

QB-Peyton Manning (2006-Super Bowl XLI)

DEACON JONES AWARD

LB-Robert Mathis (2013)

NFL ALL-DECADE TEAMS (2000-09)

NFL — Tony Dungy (Head Coach), DE-Dwight Freeney, WR-Marvin Harrison, RB-Edgerrin James, QB-Peyton Manning, K-Adam Vinatieri

Sporting News * QB-Peyton Manning, C-Jeff Saturday, K-Adam Vinatieri

Sports Illustrated * QB-Peyton Manning, Howard Mudd (Asst. Coach), ^Bill Polian (General Manager), K-Adam Vinatieri

*Denotes Player-of-the-Decade
^Denotes General Manager of the Decade

NFLPA MACKEY AWARDS

P-David Lee	1966, 69 NFL Punting
QB-Earl Morrall	1968 NFL Passing
KR-Preston Pearson	1968 NFL Kick Returns
KR-Jim Duncan	1970 AFC Kick Returns
KR-Bruce Laird	1972 AFC Kick Returns
RB-Lydell Mitchell	1974, 75 (tie), 77 AFC Receiving
K-Toni Linhart	1976 AFC Kick-Scoring
DB-Lyle Blackwood	1977 AFC Interceptions
RB-Joe Washington	1979 AFC Receiving
P-Rohn Stark	1983, 85, 86, 92 AFC Punting
DB-Mike Prior	1987 AFC Interceptions
RB-Eric Dickerson	1987, 88 Rushing; 1988 TDs (tied)
KR-Clarence Verdin	1989, 90 AFC Punt Returns
WR-Reggie Langhorne	1993 AFC Receptions
RB-Marshall Faulk	1995 AFC TDs (tied)
K-Cary Blanchard	1996 AFC Scoring
P-Chris Gardocki	1996 NFL Net Punting Average

AFC PLAYERS OF THE WEEK

1984 - QB-Mike Pagel (9/9 at Houston)
1985 - WR-Wayne Capers (10/27 vs. Green Bay)
DB-Eugene Daniel (10/27 vs. Green Bay)
1986 - DB-Leonard Coleman (10/12 vs. New Orleans)
DT-Harvey Armstrong (12/22 at LA Raiders)
1987 - QB-Gary Hogeboom (10/4 at Buffalo)
LB-Duane Bickett (11/1 at NY Jets)
LB-Cliff Odom (11/15 at Miami)
RB-Eric Dickerson (12/27 vs. Tampa Bay)
1988 - RB-Eric Dickerson (10/23 at San Diego)
LB-Duane Bickett (11/27 vs. New England)
1989 - DB-Keith Taylor (10/22 at Cincinnati)
DB-Mike Prior (12/10 vs. Cleveland)
QB-Jack Trudeau (12/17 vs. Miami)
1990 - QB-Jack Trudeau (9/30 at Philadelphia)
1991 - QB-Jeff George (11/10 at NY Jets)
1992 - LB-Chip Banks (9/6 vs. Cleveland)
DE-Steve Emtman (10/25 at Miami)
1993 - LB-Duane Bickett (9/26 vs. Cleveland)
K-Dean Biasucci (10/31 vs. New England)
K-Dean Biasucci (12/5 at NY Jets)
1994 - DB-Ray Buchanan (12/4 at Seattle)
1995 - RB-Marshall Faulk (10/1 vs. St. Louis Rams)
QB-Jim Harbaugh (10/8 at Miami)
K-Cary Blanchard (10/15 vs. San Francisco)
LB-Tony Bennett (11/26 vs. Miami)
1996 - PR-Marvin Harrison (9/8 at NY Jets)
K-Cary Blanchard (9/15 at Dallas)
K-Cary Blanchard (11/17 vs. NY Jets)
DB-Jason Belser (12/5 vs. Philadelphia)
WR-Marvin Harrison (12/15 at Kansas City)
1997 - QB-Paul Justin (11/16 vs. Green Bay)
TE-Ken Dilger (12/14 vs. Miami)
1998 - QB-Peyton Manning (11/15 vs. NY Jets)
RB-Marshall Faulk (12/13 vs. Cincinnati)
1999 - QB-Peyton Manning (9/26 at San Diego)
RB-Edgerrin James (10/31 vs. Dallas)
RB-Edgerrin James (11/21 at Philadelphia)
K-Mike Vanderjagt (12/5 at Miami)
2000 - QB-Peyton Manning (9/25 vs. Jacksonville)
K-Mike Vanderjagt (10/1 at Buffalo)
RB-Edgerrin James (10/15 at Seattle)
RB-Edgerrin James (12/11 vs. Buffalo)
QB-Peyton Manning (12/24 vs. Minnesota)
2001 - QB-Peyton Manning (9/23 at Buffalo)
2002 - DE-Dwight Freeney (11/10 at Philadelphia)
K-Mike Vanderjagt (11/24 at Denver)
WR-Marvin Harrison (12/15 at Cleveland)
2003 - QB-Peyton Manning (9/28 at New Orleans)
WR-Marvin Harrison (10/6 at Tampa Bay)
DE-Dwight Freeney (11/2 at Miami)
K-Mike Vanderjagt (12/7 at Tennessee)
QB-Peyton Manning (12/14 vs. Atlanta)
2004 - RB-Edgerrin James (9/19 at Tennessee)
QB-Peyton Manning (9/26 vs. Green Bay)
QB-Peyton Manning (11/14 vs. Houston)
RB-Edgerrin James (11/21 at Chicago)
QB-Peyton Manning (11/25 at Detroit)
QB-Peyton Manning (12/26 vs. San Diego)
2005 - LB-Gary Brackett (9/11 at Baltimore)
P-Hunter Smith (9/18 vs. Jacksonville)
DE-Robert Mathis (10/23 at Houston)
QB-Peyton Manning (11/7 at New England)
2006 - K-Adam Vinatieri (9/10 at NY Giants)
QB-Peyton Manning (9/17 vs. Houston)
PR-Terrence Wilkins (9/24 vs. Jacksonville)
QB-Peyton Manning (10/22 vs. Washington)
K-Adam Vinatieri (10/29 at Denver)
RB-Joseph Addai (11/26 vs. Philadelphia)
DE-Dwight Freeney (12/18 vs. Cincinnati)
QB-Peyton Manning (12/31 vs. Miami)
2007 - DB-Bob Sanders (9/16 at Tennessee)
DE-Dwight Freeney (10/22 at Jacksonville)
RB-Joseph Addai (10/28 at Carolina)
QB-Peyton Manning (12/2 vs. Jacksonville)
PR-T.J. Rushing (12/16 at Oakland)
ST-Darrell Reid (12/23 vs. Houston)
2008 - LB-Gary Brackett (10/5 at Houston)
QB-Peyton Manning (10/12 vs. Baltimore)
K-Adam Vinatieri (11/2 vs. New England)
QB-Peyton Manning (11/16 vs. Houston)
DE-Robert Mathis (11/30 at Cleveland)
QB-Peyton Manning (12/18 at Jacksonville)
2009 - TE-Dallas Clark (11/8 vs. Houston)
QB-Peyton Manning (11/15 vs. New England)
2010 - DE-Dwight Freeney (11/1 vs. Houston)
K-Adam Vinatieri (11/14 vs. Cincinnati)
QB-Peyton Manning (12/9 at Tennessee)
K-Adam Vinatieri (1/2 vs. Tennessee)
2011 - DE-Robert Mathis (12/22 vs. Houston)
2012 - WR-Reggie Wayne (10/7 vs. Green Bay)
QB-Andrew Luck (11/11 vs. Miami)
CB-Darius Butler (11/8 at Jacksonville)
WR/PR-T.Y. Hilton (11/25 vs. Buffalo)
CB-Cassius Vaughn (12/9 vs. Tennessee)
CB-Vontae Davis (12/30 vs. Houston)
2013 - QB-Andrew Luck (10/20 vs. Denver)
K-Adam Vinatieri (11/14 at Tennessee)
LB-Jerrell Freeman (12/22 at Kansas City)
K-Adam Vinatieri (12/29 vs. Jacksonville)
2014 - QB-Andrew Luck (9/21 at Jacksonville)
P-Pat McAfee (10/9 at Houston)
ILB-D'Qwell Jackson (11/30 vs. Washington)
OLB-Jonathan Newsome (12/28 at Tennessee)
2015 - P-Pat McAfee (9/27 at Tennessee)
S-Mike Adams (10/8 at Houston)
CB-Darius Butler (11/8 vs. Denver)
OLB-Robert Mathis (12/27 at Miami)

NFL OFFENSIVE PLAYER OF THE WEEK (PLAYOFFS)

2003 - QB-Peyton Manning (1/4/04 vs. Denver)
2004 - WR-Reggie Wayne (1/9/05 vs. Denver)

AFC PLAYERS OF THE MONTH

1988 - RB-Eric Dickerson (December)
1995 - QB-Jim Harbaugh (October)
1996 - K-Cary Blanchard (November)
1999 - WR-Marvin Harrison (September)
RB-Edgerrin James (November)
2000 - P-Hunter Smith (September)
RB-Edgerrin James (October)
2002 - WR-Marvin Harrison (November)
2003 - QB-Peyton Manning (September)
K-Mike Vanderjagt (October)
K-Mike Vanderjagt (November)
K-Mike Vanderjagt (December)
2004 - QB-Peyton Manning (November)
DE-Dwight Freeney (December/January)
2005 - DE-Dwight Freeney (September)
RB-Edgerrin James (October)
P-Hunter Smith (December/January)
2006 - QB-Peyton Manning (October)
WR-Marvin Harrison (December)
2008 - DE-Dwight Freeney (November)
2009 - QB-Peyton Manning (September)
DE-Robert Mathis (November)
2010 - DE-Robert Mathis (September)
2013 - LB-Robert Mathis (October)
LB-Robert Mathis (December)
2014 - P-Pat McAfee (September)
QB-Andrew Luck (November)
2015 - K-Adam Vinatieri (November)

NFL ROOKIE OF THE MONTH

1999 - RB-Edgerrin James (September)
RB-Edgerrin James (November)
2001 - RB-Dominic Rhodes (December)
2002 - DE-Dwight Freeney (November)
DE-Dwight Freeney (December)
2006 - RB-Joseph Addai (November)

Robert Mathis has earned four AFC Player of the Month selections, tied with Peyton Manning for the most in team history.

ALUMNI

The following compilation of Colts alumni includes every player who has ever appeared in a Colts uniform during a regular season National Football League game since 1953. Asterisk (*) denotes players and coaches who were on Colts World Championship teams. The numbers following college listings are jersey numbers. The numbers at the end of the column are seasons played.

COACHES

Ahrens, Dave – Wisconsin 1991
Anderson, Roy – Howard 2012-15
Arians, Bruce – Virginia Tech 1998-00, 12
Arnsparger, Bill – Miami (O) 1964-69
*Ball, Herman-Davis – Elkins 1956-62
Batta, Tom – Kent State 1994-97
Baughan, Maxie – Georgia Tech 1975-79
Becker, John – Cal State-Northridge 1985-88
Berbenich, Tim – Hamilton 2013-15
Bettcher, James – U of St. Francis 2012
*Bielski, Dick – Maryland 1964-72, 77-81
Blache, Greg – Notre Dame 1994-98
Blackledge, Ron – Bowling Green 1992-96
Boutselis, George – North Carolina 1975-81
Boyd, Bob – Oklahoma 1969-72, 81
Boyer, Brant – Arizona 2012-15
Bratkowski, Zeke – Georgia 1982-84
Bresnahan, Chuck – Navy 1996-97
*Bridgers, John – Auburn 1957-58
Briner, Greg – Cal Western 1989
Bruney, Fred – Ohio State 1993-96
Bullough, Hank – Michigan State 1970-72
Burtnett, Leon – SW Kansas 1987-91
*Caldwell, Jim – Iowa 2002-11
Callahan, Ray – Kentucky 1973
Carson, Bud – North Carolina 1982
Catavolos, George – Purdue 1984-93, 98-01
*Christensen, Clyde – North Carolina 2002-15
Chudzinski, Rob – Miami (Fla.) 2014-15
Cooter, Jim Bob – Tennessee 2009-11
Coyer, Larry – Marshall 2009-10
Croom, Sylvester – Alabama 1991
Cumiskey, Frank – Ohio State 1954-56
Cunningham, Gunther – Oregon 1982-84
Davis, Charles – UCLA 1996-97
Doll, Don – USC 1974
Douglas, Otis – William & Mary 1953
Dovell, Whitey – Maryland 1975-78
Dowhower, Rod – San Diego State 1985-86
*Dungy, Tony – Minnesota 2002-08
Emanuel, Gary – Plymouth State 2012-15
*Ewbank, Weeb – Miami (O) 1954-62
Fangio, Vic – E. Stroudsburg St. 1999-01
FitzGerald, Jeff – Oregon State 2012-15
Fitzsimmons, Devin – Bucknell 2011
Foerster, Chris – Colorado State 2002-03
Franklin, Bobby – Mississippi 1973
*Frazier, Leslie – Alcorn State 2005-06
Furness, Steve – Rhode Island 1991
Geis, Wayne – Lock Haven 1996-97
Gibbs, Alex – Davidson 1992
Gilbert, Joe – Hamilton College 2012-15
Gillhamer, Mike – Humboldt St. 2012-15
Giufre, Frank – Syracuse 2012-15
Goodwin, Harold – Michigan 2012
Grantham, Todd – Va. Tech 1999-01
Hamilton, Pep – Howard 2013-15
Hawkins, Ralph – Maryland 1978
Hill, George – Denison 1985-88
Hostler, Jim – Indiana Univ. (Pa.) 2015
*Howell, Richard – Davidson 2000-15
Huey, Gene – Wyoming 1992-10
Hufnagel, John – Penn State 2001
Hughes, Tom – Purdue 1955
Hunter, Hal – Pittsburgh 1982-84
Hunter, Hal – Northwestern 2013-14
*Idzik, John – Maryland 1970-72, 80-81
Infante, Lindy – Florida 1995-97
Jackson, Milt – Tulsa 1989-91
Johnson, Jim – Missouri 1994-97
Kennan, Larry – LaVerne 1989-90
Khayat, Ed – Tulane 1977-81
Kuhlmann, Hank – Missouri 1994-97
Kush, Frank – Michigan State 1982-84
Lauterbur, Frank – Mt. Union 1955-56, 74-77
Lovat, Tom – Utah 1985-88
Maalouf, Marwan – Baldwin Wallace 2012
Mann, Richard – Arizona S. 1982-84
Manusky, Greg – Colgate 2012-15
Marandino, Roger – Kean University 2012-15
Marchetti, Gino – USF 1963
Marciano, Tony – Indiana Univ. (Pa.) 1998-01
Marchibroda, Ted – St. Bona 1975-79, 92-95
Marshall, John – Washington 1986-88
Matthews, Billie – Southern 1985-86
*McCafferty, Don – Ohio State 1959-72
McCormack, Mike – Kansas 1980-81
McCulley, Pete – Louisiana Tech 1973-76
McMahon, Tom – Carroll College 2013-15
*Meeks, Ron – Arkansas State 2002-08
*Metzelaars, Pete – Wabash 2004-11
Meyer, Ron – Purdue 1986-91
Miller, Red – Western Illinois 1971-72
Molesworth, Keith – Monmouth 1953
Mora, Jim – Occidental 1998-01
*Moore, Tom – Iowa 1998-10
*Mudd, Howard – Hillsdale (Mich.) Col. 1998-09
Muir, Bill – Susquehanna 1989-91
Murphy, Mike – Huron 1998-11
Murphy, Russ – Davidson 1954
Mutscheller, Jim – Notre Dame 1963
Myers, Chip – NW Oklahoma 1985-88
Nicolau, Nick – S. Connecticut 1992-94
Noll, Chuck – Dayton 1966-68
Norvell, Jay – Iowa 1998-01
Pagano, Chuck – Wyoming 2012-14
Pagano, John – Mesa State 1998-01
Painter, Dwain – Rutgers 1992-93
Peay, Francis – Missouri 1992-93
Pellington, Bill – Rutgers 1963
Perry, Rod – Colorado 2007-11
Powers, Clyde – Oklahoma 1980
Prince, Ron – Appalachian State 2010-11
Purnell, Russ – Whittier College 2002-08
Reich, Frank – Maryland 2008-11
Richards, Ray – Nebraska 1953
*Reynolds, Diron – Wake Forest 2002-06
Roberts, Alfredo – Miami 2012-15
Robertson, Jay – Northwestern 1992-93, 97
Robinson, Jimmy – Georgia Tech 1994-97

Rowen, Keith – Stanford 1985-88
Rychleski, Ray – Millersville State Coll 2009-11
*Rymkus, Lou – Notre Dame 1970
Sandusky, John – Villanova 1959-72
Scarnecchia, Dante – Cal Western 1989-90
Schnellenberger, Howard – Kentucky 1973-74
Seely, Brad – South Dakota State 1989-93
Sefcik, George – Notre Dame 1973
Shaw, Bob – Ohio State 1957-58
Shula, Don – John Carroll 1963-69
Sidwell, Steve – Colorado 1985
Smith, Jerry – Wisconsin 1974-76
Spencer, Kevin – Springfield (Mass.) 1998-01
Symank, John – Florida 1979-81
Szymanski, Dick – Notre Dame 1974
Teerlinck, Bill – Chadron State 2007-11
*Teerlinck, John – Western Illinois 2002-11
Theder, Roger – W. Michigan 1982-84
Thomas, Joe – Ohio Northern 1954, 74
Thomas, Pat – Texas A&M 1994-97
Thomas, Ricky – Alabama 2002-11
Tillman, Rusty – Northern Arizona 1998
Tobin, Vince – Missouri 1994-95
Torine, Jon – Springfield (Mass.) 1998-11
Turner, Ron – Pacific 2010-11
Valesente, Bob – Ithaca 1982-83
Venturi, Rick – Northwestern 1982-93
Vitt, Joe – Towson State 1979-81
Voris, Dick – San Jose State 1973
Walker, David – Syracuse 2011-14
Wasylik, Nick – Ohio State 1953
Weber, Chuck – West Chester State 1980-81
Westhoff, Mike – Wichita State 1982-84
White, Brad – Wake Forest 2012-15
Wietecha, Ray – Northwestern 1980-81
*Williams, Alan – William & Mary 2002-11
Williams, Charlie – Colorado St 2012-15
*Winner, Charlie – Washington 1954-65
Woods, Carlos – Delaware State 2007-08
Young, George – Bucknell 1970, 73
Zupancic, Tom – Indiana Central 1984-98
Zwahlen, Ernie – Oregon St 1979

PLAYERS

Abramowitz, Sid (T) Tulsa 69/74 83,87
Achica, George (NT) USC 62 85
Adams, Kris (WR) UTEP 81 12
Adams, Mike (S) Delaware 29 14-15
*Addai, Joseph (RB) LSU 29 06-11
Addison, Mario (DE) Troy 97 11-12
Adongo, Daniel (OLB) Pretoria (South Africa) 56 13,15
Afalava, Al (DB) Oregon State 23 10
Agase, Alex (G) Illinois 62 53
Agee, Mel (DE) Illinois 90 91-92
Ahrens, Dave (LB) Wisconsin 57 85-87
Al-Jabbar, Abdul-Karim (RB) UCLA 33 00
Alberts, Trev (LB) Nebraska 51 94-96
Allegre, Raul (K) Texas 2 83-85
Allen, Brian (RB) Stanford 43 02-03
Allen, Dwayne (TE) Clemson 83 12-15
Allen, Gerald (B) Omaha 44 66
Alexander, Elijah (LB) Kansas St 50 96-98
Alexander, Rufus (LB) Oklahoma 59 08
Alley, Don (F) Adams St. 29 67
Alston, Mack (TE) UMES 83 77-80
Alston, O'Brien (LB) Maryland 97 88-89
Ambrose, Ashley (DB) Ms. Val. St. 33 92-95
*Ameche, Alan (B) Wisconsin 35 55-60
Amman Richard (DE) Florida St 73 72-73
Anderson, Colt (S) Montana 32 14-15
Anderson, Don (DB) Purdue 36 85
Anderson, Henry (DT) Stanford 96 15
Anderson, Jamaal (DE) Arkansas 90 11
Anderson, Kim (DB) Arizona St 26 80-84
Anderson, Larry (DB) La. Tech 30 82-84
Anderson, Willie (WR) UCLA 84 95
Andrews, John (TE) Indiana 36/88 73-74
Andrus, Shane (K) Murray State 8 09
Angerer, Pat (LB) Iowa 51 10-13
Arbuckle, Charles (TE) UCLA 81 92-95
Archer, Brandon (LB) Kansas St. 53 07
Armour, Phillip (C) N. Texas State 54 00
Armstrong. Harvey (NT) SMU 79 86-90
Aromashodu, Devin (WR) Auburn 80 07
Asante, Larry (DB) Nebraska 25 13
Atkinson, Jess (K) Maryland 14 88
Austin, Billy (DB) New Mexico 47 98-00
Austin, Ocie (DB) Utah St. 37 68-69
Austin, Thomas (C) Clemson 65 13
Auzenne, Troy (T) California 75 96
Averno, Sisto (G) Muhlenberg 60 53-54
Avery, Donnie (WR) Houston 11 12
Bacon, Waine (DB) Alabama 26 04
Bailey, Aaron (WR) Louisville 80 94-98
Bailey, Don (C) Miami 61 84-85
Bailey, Elmer (WR) Minnesota 87 82
Bailey, Jim (DT) Kansas 65/79 70-74
Baker, Jason (P) Iowa 9 04
Baker, Ron (G) Oklahoma St 60 78-79
Baker, Shannon (WR) Florida St 84 93-94
Baldinger, Brian (T) Duke 62 88-91
Baldinger, Gary (DL) Wake Forest 94 90
Baldischwiler, Karl (T) Oklahoma ..... 72 ..... 83, 85-86
Baldwin, Bob (B) Clemson 34 66-67
Baldwin, Ervin (DE) Michigan St. 94 09
Ball, Lance (RB) Maryland 27 08
Ball, Michael (DB) Southern 31 88-93
*Ball, Sam (T) Kentucky 73 66-70
Ballage, Pat (S) Notre Dame 26/40 86-87
Ballard, Quinton (NT) Elon 97 83
Ballard, Vick (RB) Mississippi St 33 12-13
Banes, Joey (OL) Houston 65 90
Banks, Chip (LB) USC 51 89-92
Banks, Chuck (RB) WV Tech 37 87
Banks, Roy (WR) E. Illinois 86 87-88
Banta, Bradford (TE) USC 83 94-99
Barber, Kantroy (RB) West Virginia 46 98
Barber, Michael (LB) Clemson 53 98-99
Barnes, Ernie (NT) Miss. St 95 83
Barnes, Lionel (DE) La.–Monroe 93 00-01
Barnes, Mike (DT) Miami (Fla.) 63 73-81
Barwegan, Dick (G) Purdue 61 53-54
Bashir, Idrees (DB) Memphis 28 01-04
Baskett, Hank (WR) New Mexico 81 09
Baylor, John (DB) Sou. Miss 36 89-93
Baylor, Tim (DB) Morgan State 47 76-78
Beach, Pat (TE) Wash. St ..... 81 ..... 82-83, 85-91
Bell, Joique (RB) Wayne State 35 10
Bell, Kerwin (QB) Florida 12 96-97
Bell, Mark (DE) Colorado St 48/90 83-84
Bellini, Mark (WR) BYU 87 87-88
Belser, Jason (DB) Oklahoma 29 92-00

Benhart, Eugene (QB) W. Illinois	18		90
Benjamin, Bill (LB) San Jose St	54		87
Bennett, Cornelius (LB) Alabama	97		99-00
Bennett, Tony (LB) Mississippi	56		94-97
Benson, Mitchell (DL) TCU	95		89-90
Bentley, Albert (RB) Miami (Fla.)	20		85-91
Bentley, Kevin (LB) Northwestern	57		11
Berra, Tim (WR) Massachusetts	84		74
Berry, Bertrand (LB) Notre Dame	57		97-99
*Berry, Raymond (E) SMU	82		55-67
Bertuca, Tony (LB) Cal-St. Chico	51		74
*Bethea, Antoine (DB) Howard	41		06-13
Beutler, Tom (LB) Toledo	53		71
Biasucci, Dean (K) W. Carolina	4/5		84,86-94
Bickett, Duane (LB) USC	50		85-93
Bielski, Dick (E) Maryland	31		62-63
Bighead, Jack (E) Pepperdine	80		54
Bird, Cory (DB) Va. Tech	41		01-04
Blackman, Jon (OL) Purdue	71		98
Blackmon, Robert (DB) Baylor	25		97-98
Blackwood, Lyle (S) TSU	44		77-80
Blados, Brian (OL) N. Carolina	63		91
Blanchard, Cary (K) Oklahoma St	14		95-97
Blandin, Ernie (T) Tulane	41		53
Bleick, Tom (B) Georgia Tech	25		66
Blevins, Tony (DB) Kansas	26		99-00
Blue, Forrest (C) Auburn	50		75-78
Boggs, Mark (T) Ball State	60		87
*Boiman, Rocky (LB) Notre Dame	50		06-07
Bonham, Shane (DT) Tennessee	72		99
Bouza, Matt (WR) California	85/87		82-89
Boyd, Bob (DB) Oklahoma	40		60-68
Boyer, Mark (TE) USC	84		85-89
*Braase, Ordell (DE) S. Dakota	81		57-68
Bracelin, Greg (LB) California	52		82-84
*Brackett, Gary (LB) Rutgers	58		03-11
Bradshaw Ahmad (RB) Marshall	44		13-15
Brady, Jeff (LB) Kentucky	51		99
Brady, Kerry (K) Hawaii	9		88
Bragg, Mike (P) Richmond	4		80
Brandes, John (TE) Cameron	88		87-89
Brandon, Michael (DE) Florida	99		93
Bratzke, Chad (DE) E. Kentucky	92		99-03
Bray, Quan (WR) Auburn	11		15
Brayton, Tyler (DE) Colorado	96		11
Braziel, Larry (DB) USC	47		79-81
Brazill, LaVon (WR) Ohio	15		12-13
Brethauer, Monte (E) Oregon	80/86/88		53-55
Brewer, Dewell (RB) Oklahoma	26		94
Brien, Doug (K) California	10		01
*Brock, Raheem (DE) Temple	79		02-09
Bronson, Ben (WR) Baylor	18		95
Brooks, Bill (WR) Boston U	80		86-92
Brooks, Chris (WR) Nebraska	83		10-11
Brooks, Rodregis (DB) UAB	26		01-02
Brotzki, Bob (T) Syracuse	74		86-88
Broughton, Willie (NT) Miami	68		85-86
Brown, Andre (RB) N. Carolina St	35		10
Brown, Barry (E) Florida	36		66-67
Brown, Cornelius (DB) Texas-El Paso	39		10
Brown, Donald (RB) Connecticut	31		09-13
Brown, Ed (QB) USF	14		65
Brown, Gordon (RB) Tulsa	42		87
Brown, Jalil (DB) Colorado	21/31		13-15
Brown, Jerry (OLB) Illinois	57		12
*Brown, Ray (DB) Mississippi	17		58-60
Brown, Sergio (S) Notre Dame	38		12-14
Brown, Stevie (DB) Michigan	28		11
Brown, Timmy (RB) Ball State	2		68
Brown, Travis (QB) N.Arizona	5		04
Bryan, Walter (B) Texas Tech	21		55
Bryant, Matt (K) Baylor	1		04
Bryant, Steve (WR) Purdue	80		87
Buchanan, Ray (DB) Louisville	34		93-96
*Bulaich, Norm (RB) TCU	36		70-72
Bullitt, Melvin (DB) Texas A&M	33		07-11
Bulluck, Brian (LB) NC State	57		87
Burke, Randy (WR) Kentucky	84		78-81
Burkett, Jack (LB) Auburn	55		61-66
Burleson, Jason (TE) Texas	49		93
Burns, Vincent (DT) Kentucky	72		05
Burris, Jeff (DB) Notre Dame	20		98-01
Burroughs, James (CB) Mich. St	45		82-84
Burroughs, Sammie (LB) Port. St	53		96-97
Butcher, Paul (LB) Wayne St.	53		93-94
Butler, Darius (CB) Connecticut	20		12-15
Butler, Ray (WR) USC	80		80-85
Butler, Victor (LB) Oregon State	55		14
Cable, Tom (OG) Idaho	63		87
Caldwell, David (DB) William & Mary	30		11
*Call, Jack (B) Colgate	25		57-58
Call, Kevin (OT) Colorado St	71/72		84-93
Campanella, Joe (T) Ohio St	73		53-57
Campbell, John (LB) Minnesota	55		69
Cannida, James (DT) Nevada-Reno	97		02
Cannon, Mark (C) Texas-Arlington	58		91
Carter, Delone (RB) Syracuse	34		11-12
Capers, Wayne (WR) Kansas	87		85-86
Caron, Roger (T) Harvard	67/74		85-86
Carr, Roger (WR) Louisiana Tech	81		74-81
Carter, Chris (LB) Fresno State	53		14
Carter, Tony (CB) Florida State	25		15
Carthens, Milt (T) Michigan	68		87
Carthon, Maurice (RB) Ark. St	44		92
*Carthon, Ran (RB) Florida	35		04-06
Carver, Melvin (RB) UNLV	30		87
Cash, Kerry (TE) Texas	88		91-94
Castonzo, Anthony (T) Boston Col	74		11-15
Chandler, Chris (QB) Washington	17		88-89
Chapman, Josh (DL) Alabama	96		12-14
*Chapman, Kory (RB) Jacksonville St	31		05-06
Charleston, Jeff (DE) Idaho State	60		07
Chatman, Ricky (LB) LSU	52		87
Cheatham, Ernie (T) Loyola LA	66		54
Cherilus, Gosder (T) Boston College	78		13-14
Cherry, Stan (LB) Morgan State	59		73
Chester, Larry (DL) Temple	64		98-00
Chester, Raymond (TE) Morgan St	87		73-77
Cheyunski, Jim (LB) Syracuse	59		75-76
Choice, Tashard (RB) Georgia Tech	43		13
Chorak, Jason (LB) Washington	93		98
Chorovich, Dick (T) Miami (O)	78		55-56
Chung, Eugene (OL) Va. Tech	66		97
Clancy, Sam (DL) Pittsburgh	76		89-93
*Clark, Dallas (TE/FB) Iowa	44		03-11
Clark, Ken (RB) Nebraska	32		90-92
Clark, Rico (DB) Louisville	27		97-98
Clarks, Conrad (DB) NE Louisiana	35		95
Clemens, Bob (B) Pittsburgh	48		62
Clinkscale, Dextor (S) S.C. State	47		86
Clancy, Sam (DL) Pittsburgh	76		89-93
Cloherty, Colin (TE) Brown	46		09
Cofer, Mike (K) N.C. State	3		95
Cogdill, Gail (E) Washington St	80		68
Cole, Terry (RB) Indiana	34		68-69
Cole, Trent (LB) Cincinnati	58		15
Coleman, Leonard (DB) Vanderbilt	31/47		85-87
Coley, James (TE) Clemson	87		91
Collett, Elmer (G) SF State	66		73-77
Collie, Austin (WR) BYU	17		09-12

*Collins, Jerome (TE) Notre Dame 47 06
Collins, Kerry (QB) Penn State 5 11
Colquitt, Craig (P) Tennessee 5 87
Colteryahn, Lloyd (E) Maryland 87 54-56
Colvin, Jim (T) Houston 67/75 60-63
Condren, Brannon (DB) Troy 42 07
Conjar, Larry (B) Notre Dame 48 69-70
Conley, Steven (LB) Arkansas 59 98
Conlin, Chris (OL) Penn State 66 90-91
Conner, Kavell (LB) Clemson 53 10-13
Cook, Fred (DE) So. Mississippi 72 74-80
*Cooke, Ed (E) Maryland 85 59
Cooks, Johnie (LB) Miss. St. 98 82-88
Cortez, Jose (K) Oregon State 6 05
Coryatt, Quentin (LB) Texas A&M 55 92-97
Cosby, Quan (WR) Texas 12 11
Cota, Chad (DB) Oregon 37 99-01
Coutre, Larry (B) Notre Dame 24 53
Covington, John (DB) Notre Dame 39 94
Cox, Aaron (WR) Arizona State 80 93
Craddock, Nate (RB) Parsons 32 63
Cribbs, Joe (RB) Auburn 30 88
Cribbs, Josh (RS) Kent State 16 14
Criswell, Jeff (G) Graceland 62 87
Crockett, Zack (RB) Florida State 32 95-98
Crosby, Cleveland (DE) Arizona 73 82
Crosby, Cliff (DB) Maryland 31 01-03
Crouch, Terry (G) Oklahoma 75 82
Culver, Rodney (RB) Notre Dame 35 92-93
Cunningham, Justice (TE) South Carolina 86 13
Cunningham, Pat (OL) Texas A&M 72 90
Cuozzo, Gary (QB) Virginia 15 63-66
*Curry, Bill (C) Georgia Tech 50 67-72
Curry, Craig (DB) Texas 45 87
Curry, Shane (DL) Miami 91 91
*Curtis, Mike (LB) Duke 32 65-75
*Curtis, Tom (DB) Michigan 25 70-71
Daniel, Eugene (CB) LSU 38 84-96
Daniel, Kenny (S) San Jose St 23 86-87
Darby, Byron (NT) USC 72 87-88
Davenport, Joe Dean (TE) Arkansas 49/80 01-03
Davenport, Najeh (RB) Miami (Fla.) 49 08
*David, Jason (DB) Wash. St 42 04-06
Davidson, Cotton (QB) Baylor ..... 18/19/2 ..... 54, 57
Davis, Akeem (S) Memphis 35 15
Davis, Buster (LB) Florida St. 52 08
Davis, Carey (RB) Illinois 44 04
Davis, Lee (DB) Mississippi 28 87
*Davis, Milt (DB) UCLA 20 57-60
Davis, Norman (G) Grambling 63 67
Davis, Preston (CB) Baylor 27 84-86
Davis, Ted (LB) Georgia Tech 35 64-66
Davis, Travis (NT) Michigan St. 95 91
Davis, Vontae (CB) Illinois 23 12-15
Davis, Wendell (WR) LSU 10 95
Dawkins, Sean (WR) California 87 93-97
Dawson, Clifton (RB) Harvard 30 07-08
Dawson, Keyunta (DL) Tex. Tech 96 07-10
Dawson, Lake (WR) Notre Dame 87 99
Dawson, JaJuan (WR) Tulane 11 03
*DeCarlo, Art (E) Georgia 21/23 57-60
Dee, Donnie (TE) Tulsa 48 88-89
Delaney, Jeff (S) Pittsburgh 34 82-83
DelBello, Jack (B) Miami (Fla.) 12 53
DeMulling, Rick (G) Idaho 64 01-04
Denson, Autry (RB) Notre Dame 20 02
Dent, Richard (DE) Tenn. State 96 96
DeRoo, Brian (WR) Redlands U 87 79-81
DeVan, Kyle (G) Oregon State 66 09-10
Dickel, Dan (LB) Iowa 55 74-77
Dickerson, Eric (RB) SMU 29 87-91
Dickey, Curtis (RB) Tex. A&M 27/33 80-85
Diehl, John (T) Virginia 78 61-64
*Diem, Ryan (OT) N. Illinois 71 01-11
Diles, Zac (LB) Kansas State 54 11
Dilger, Ken (TE) Illinois 85 95-01
Dilts, Bucky (P) Georgia 10 79
Dixon, Antonio (DT) Miami (Fla.) 97 12
Dixon, Randy (G) Pittsburgh 69 87-95
Dixon, Titus (WR) Troy State 87 89
Dixon, Zachary (RB) Temple 31 80-82
Doering, Chris (WR) Florida 15 96-97
Doering, Jason (DB) Wisconsin 34 01-03
Domres, Marty (QB) Columbia 14 72-75
Donaldson, Ray (C) Georgia 53 80-92
*Donovan, Art (DT) Boston Col 70 53-61
Dorsett, Phillip (WR) Miami (Fla.) 15 15
*Dorsey, DeDe (RB) Lindenwood 30 06
*Doss, Mike (DB) Ohio State 20 03-06
Doughty, Glenn (WR) Michigan 35 72-79
Doyle, Jack (TE) Western Kentucky 84 13-15
Drougas, Tom (T) Oregon 74 72-73
*Duncan, James (DB) Md. St 35 69-71
Dunlap, Len (DB) N. Tex. St. 46 71
Dunn, Perry Lee (RB) Mississippi 31 69
*Dupre, L.G. (RB) Baylor 45 55-59
Durham, Steve (DE) Clemson 72 82
Dutton, John (DE) Nebraska 78 74-78
Echols, Mike (DB) Wisconsin 31 04
Ecklund, Brad (C) Oregon 50 53
Edds, A.J. (LB) Iowa 52 11
Edmunds, Randy (LB) Ga. Tech 52 72
Edwards, Dan (E) Georgia 82 53-54
Eggers, Dough (LB) S. Dakota St 67 54-57
Ehrmann, Joe (DT) Syracuse 76 73-80
Eisenhooth, Stan (OL) Towson St 67 89
Ekern, Andy (T) Missouri 79 84
Eldridge, Brody (TE) Oklahoma 81 10-11
Elias, Keith (RB) Princeton 23 98-99
Elko, Bill (NT) LSU 96 87
Embree, Mel (E) Pepperdine 85 53
Emtman, Steve (DT) Wash. 79/90 92-94
Enke, Fred (QB) Arizona 17 53-54
Erickson, Craig (QB) Miami (Fla.) 7 95
Essex, Trai (G) Northwestern 66 12
Etheredge, Carlos (TE) Miami 81 94
Evans, Darren (RB) Virginia Tech 32 11
Faulk, Marshall (RB) San Diego St 28 94-98
Faulkner, Jeff (DL) Southern 94 90
Favors, Greg (LB) Miss. State 51 02
Fayson, Jarred (WR) Illinois 16 11
Feagin, Wiley (G) Houston 61 61-62
Feamster, Tom (T) Florida St. 79 56
Feasel, Grant (C) Abilene Christian 50 83-84
*Federkeil, Dan (OT) Calgary 76 06-09
Federspiel, Joe (LB) Kentucky 50 81
Felton, Jerome (FB) Furman 42 11
Felts, Bob (B) Florida A&M 47 65
Ferguson, Joe (QB) Arkansas 12 90
Fernandes, Ron (DE) E. Michigan 73 76-79
Fields, Greg (DE) Grambling 79 79-80
Fields, Jitter (DB) Texas 29 87
Figaro, Cedric (LB) Notre Dame 58 91
Finn, Jim (RB) Penn 36 00-02
Finnin, Tom (DT) Detroit 77 53-56
Fleener, Coby (TE) Stanford 80 12-15
*Fletcher, Bryan (TE) UCLA 81 05-07
Flowers, Bernie (E) Purdue 81 56
Flowers, Dick (B) Northwestern 18 53
Floyd, Anthony (DB) Louisville 39 03-04

Foley, Tim (T) Notre Dame	78	81
Fontenot, Al (DE) Baylor	99	97-98
Foote, Chris (C) USC	66	80-81
Footman, Dan (DE) Florida St	98	97-98
Forsett, Justin (RB) California	30	08
Foster, Brandon (DB) Texas	39	08
Foster, Eric (DT) Rutgers	68	08-11
Fokou, Moise (ILB) Maryland	58	12
Francisco, Aaron (DB) BYU	43	09-10
Franklin, Aubrayo (DL) Tennessee	97	13
Franklin, Cleveland (RB) Baylor	28	80-82
Franklin, Willie (WR) Oklahoma	30	72
Frazier, Derrick (DB) Texas A&M	31	96
Freeman, Jerrell (ILB) M.H.Baylor	50	12-15
Freeman, Josh (QB) Kansas State	5	15
*Freeney, Dwight (DE) Syracuse	93	02-12
Freitas, Makoa (T) Arizona	76	03-04
Fultz, Mike (DT) Nebraska	72/92	81
Gagliano, Bob (QB) Utah State	11	88
Gambol, Chris (T) Iowa	74	88
Ganas, Rusty (DT) S. Carolina	73	71
*Gandy, Dylan (G) Texas Tech	57	05-07
Garcon, Pierre (WR) Mt. Union	85	08-11
*Gardin, Ron (DB) Arizona	30	70-71
Gardner, Ellis (OL) Georgia Tech	65	84
*Gardner, Gilbert (LB) Purdue	51	04-06
Gardocki, Chris (P) Clemson	17	95-98
Garrett, Mike (P) Georgia	9	81
Garry, Ben (RB) So. Mississippi	29	79-80
Gaubatz, Dennis (LB) LSU	53	65-69
Geathers, Clayton (S) Central Florida	42	15
Geathers, Clifton (DE) S. Carolina	66	12
George, Ed (T) Wake Forest	73	75
George, Jeff (QB) Illinois	11	90-93
Giannetti, Frank (DL) Penn State	65	91
Gibson, David (DE) USC	26	02
Giguere, Sam (WR) Sherbrooke	14	09
Gilbert, Ben (G) Ohio State	69	00-01
Gilburg, Tom (T) Syracuse	73	61-65
Gill, John (DT) Northwestern	69	09
Gill, Owen (RB) Iowa	44	85-86
Ginn, Hubert (RB) Florida A&M	27/39	73
*Giordano, Matt (DB) California	43	05-08
Glasgow, Nesby (DB) Washington	25	79-87
Glenn, Cody (LB) Nebraska	52	09-10
*Glenn, Tarik (OT) California	78	97-06
Glick, Gary (B) Colo. A&M	47	61
Glover-Wright, Tay (CB) Utah State	39	15
*Goddard, Johnathan (LB) Marshall	55/96	05-06
Golsteyn, Jerry (QB) N. Illinois	12/15	79
Gonzalez, Anthony (WR) Ohio St	11	07-11
Gonzalez, Joaquin (OL) Miami (Fla.)	74	05
Good, Denzelle (T) Mars Hill	71	15
Goode, Chris (DB) Alabama	37	87-93
*Goode, Tom (C) Mississippi St	54	70
Gordon, Lennox (RB) N. Mexico	30	00
Gordy, Josh (CB) Central Michigan	27	12-14
Gore, Frank (RB) Miami (Fla.)	23	15
Graham, Nick (DB) Tulsa	42	08
*Gramatica, Martin (K) Kansas St	10	04,06
Grant, Alan (DB) Stanford	26	90-91
*Grant, Bob (LB) Wake Forest	51	68-70
Grant, Stephen (LB) W. Virginia	59	92-97
Graves, Marsharne (T) Arizona	61	87
Gray, Carlton (DB) UCLA	26	97
Gray, Cecil (DL) North Carolina	75	93-94
Gray, Derwin (DB) BYU	30	93-97
Green, Anthony (DT) N. Carolina St	91	81
Green, E.G. (WR) Florida State	84	98-00
Green, Marshay (CB) Mississippi	30	12
Greene, Scott (RB) Mich. St	43	98-99
Gregory, Ken (E) Whittier	88	61
Griffin, Wade (T) Mississippi	69	77-81
Griggs, Perry (KR) Troy State	28	77
Grimm, Dan (G) Colorado	67	69
Grimsley, Ed (LB) Akron	56	87
Groce, Clif (RB) Texas A&M	27/33	95-97
Gronkowski, Chris (FB) Arizona	49	11
Gross, Lee (C) Auburn	52	79
Guy, Lawrence (DE) Arizona State	67	12-13
Guy, Winston (S) Kentucky	27	15
Guzman, Ramon (LB) Buffalo	52	07
Haddad, Drew (WR) Buffalo	84	01-02
*Hagler, Tyjuan (LB) Cincinnati	56	05-10
Haines, John (DL) Texas	90	86
Hall, De'von (DB) Utah State	45	09
Hall, Randy (CB) Idaho	33	74,76
Hall, Roy (WR) Ohio State	83	07-08
Hall, Steven (DB) Kentucky	35	96
Hamilton, Joe (QB) Georgia Tech	3	04
Hamlin, Ken (DB) Arkansas	35	10
Hamm, Bob (DE) Nev.-Reno	95	87
Hampton, Jermaine (DB) N. Ill	47	01-02
Hancock, Kevin (LB) Baylor	51	87
Hand, Jon (DE) Alabama	78	86-94
Harbaugh, Jim (QB) Michigan	4/12	94-97
Harbour, James (WR) Mississippi	87	86
Hardeman, Don (RB) Texas A&M Kingsville	36	78-79
Hardin, Steve (OL) Oregon	66	96
Harness, Jim (B) Mississippi St	20/41	56
Harold, George (B) Allen	42	66-67
*Harper, Nick (DB) Ft. Valley St	25	01-06
Harper, Shawn (T) Indiana	75	95
Harris, Joe (LB) Georgia Tech	50	82
Harris, Sean (LB) Arizona	55	01
Harris, Walt (DB) Miss. State	21	02-03
Harris, Wendell (DB) LSU	26	62-65
Harrison, Bob (B) Ohio U	20	61
Harrison, Dwight (DB) Texas A&I	28	78-79
Harrison, Jonotthan (C) Florida	72	14-15
*Harrison, Marvin (WR) Syracuse	88	96-08
Hart, Jeff (T) Oregon State	68	79-83
Hart, Mike (RB) Michigan	32	08-10
*Hartsock, Ben (TE) Ohio State	80	04-06
Harvey, Mario (ILB) Marshall	54	12-14
Hasselbeck, Matt (QB) Boston College	8	13-15
Hatchett, Derrick (CB) Texas	42	80-83
Hathaway, Steve (LB) W.Virginia	58	84
Hauck, Tim (DB) Montana	45	98
Havili, Stanley (RB) USC	39	13
*Havrilak, Sam (B) Bucknell	17	69-73
*Hawkins, Alex (B) S. Carolina	25	59-65, 67-68
Hawthorne, Greg (TE) Baylor	83	87
*Hayden, Kelvin (DB) Illinois	26	05-10
Haymond, Alvin (DB) Southern U	30	64-67
Heard, Kellen (DT) Memphis	65	12
Heffern, Shawn (OL) Notre Dame	79	87
Heimkreiter, Steve (LB) Notre Dame	58	80
Hemphill, Darryl (FS) W. Texas St.	27	82
*Hendricks, Ted (LB) Miami (Fla.)	83	69-73
Henry, Bernard (WR) Arizona St	88	82-85
Henry, Steve (DB) Emporia State	44	81
Hepburn, Lonnie (CB) Texas So	43	71-72
Hermann, John (B) UCLA	20	56
Herosian, Brian (S) Connecticut	29	73
Herremans, Todd (G) Saginaw Valley St	79	15
Herrera, Amarlo (LB) Georgia	49	15
Herrmann, Mark (QB) Purdue	9	83-84,90-92
Herrod, Jeff (LB) Mississippi	54	88-96, 98
Herron, Daniel (RB) Ohio State	36	13-15

Herzing, Adam (WR) Cal-Poly	15		02
Hester, Jessie (WR) Florida State	84		90-93
Hetherington, Chris (RB) Yale	44		96-98
Heyward, Craig (RB) Pittsburgh	33		98
Heyward-Bey, Darrius (WR) Maryland	81		13
Hickman, Dallas (LB) California	57		81
Hickman, Justin (OLB) UCLA	55		12
Hicks, Brandon (DT) Bowling Green	72		03
Hicks, Dwight (S) Michigan	29		86
Hilger, Rust (QB) Oklahoma St.	7/12		90-91
Hill, Anthony (TE) NC State	83		11
*Hill, Jerry (RB) Wyoming	45		61,63-70
Hill, Michael (RB) Missouri Western St.	23		14
Hills, Tony (T) Texas	78		12
Hilliard, Corey (T) Oklahoma St	72		07-08
*Hilton, Roy (DE) Jackson St.	85		65-73
Hilton, T.Y. (WR) Florida Int	13		12-15
Hines, Jermale (DB) Ohio State	26		11
Hinton, Chris (G/T) Northwestern	75		83-89
Hinton, Chuck (DT) N. Carolina Central	75		72
*Hinton, Ed (WR) Oklahoma	33		69-72
Hoaglin, Fred (C) Pittsburgh	54		73
Hobert, Billy Joe (QB) Washington	14		00
Hogeboom, Gary (QB) C. Michigan	7		86-88
Holcomb, Kelly (QB) MTSU	13		96-00
Hollier, Dwight (LB) N. Carolina	56		00
Holloway, Cornell (DB) Pittsburgh	25		90-92
Holmberg, Rob (LB) Penn State	59		98
Holmes, Darick (RB) Portland State	44		99
Holmes, Khaled (C/G) USC	62		13-15
Holmes, Mike (DB) Syracuse	20		11
Holsey, Bernard (DL) Duke	79		00
Holt, John (CB) W. Texas State	21		86-88
Horn, Dick (B) Stanford	18		58
Houchin, Thomas (DE) Kansas St	67		04
Howard, Marcus (DE) Georgia	92		08
Howe, Garry (DT) Colorado	72		94
Howell, Delano (S) Stanford	26		12-13
Huard, Brock (QB) Washington	7		02-03
Hudson, Nat (G) Georgia	63		82
Huff, Ken (G) N. Carolina	62		75-82
Huffman, Darvell (WR) Boston U.	85		91
Hugasian, Harry (B) Stanford	31		55
Hughes, Dante (DB) California	20		07-08
Hughes, Jerry (DE) TCU	92		10-12
Hughes, Montori (DL) Tennessee-Martin	94		13-14
Hughes, Robert (RB) Notre Dame	29		12-13
Humber, Ramon (LB) N.Dakota St	59		09-10
Humiston, Mike (LB) Weber St.	57		82, 84
Humm, David (QB) Nebraska	10/11		81-82
Humphrey, Ronald (RB) Ms. V. St.	25		94-95
Humphries, Leonard (DB) Penn St	23		94
Hunley, LaMonte (LB) Arizona	56		85-86
Hunt, George (K) Tennessee	10		73
Hunter, Ivy Joe (RB) Kentucky	45		89-90
Hunter, James (NT) USC	92		82
Hutchins, Von (DB) Mississippi	27		04-05
Hutton, Trevor (G) Utah State	61		04
Huzvar, John (RB) Pittsburgh	30/38		53-54
Hyde, Glenn (T) Pittsburgh	65		82
Ijalana, Ben (G) Villanova	79		11
Iorio, Joe (C) Penn State	60		04
Insley, Trevor (WR) Nev.-Reno	83		01
Irving, Nate (LB) North Carolina St.	55		15
Ismail, Qadry (WR) Syracuse	83		02
Jackson, Andrew (LB) Western Kentucky	54		14
Jackson, D'Qwell (LB) Maryland	52		14-15
Jackson, Ken (G) Texas	74		53-57
Jackson, Marcus (DL) Purdue	76		87
Jackson, Mark (WR) Purdue	84		94
*Jackson, Marlin (DB) Michigan	28		05-09
Jackson, Victor (DB) Bowie State	39		86
Jackson, Wavery (OL) Va. Tech	74		98-02
Jacquet, Nate (WR) San Diego St.	18		97
James, Brandon (WR) Florida	12		10
James, Edgerrin (RB) Miami	32		99-05
James, Javarris (RB) Miami	42		10
James, June (LB) Texas	58		87
James, Tommy (B) Ohio St	42		56
Jarvis, Ralph (DL) Temple	93		90
Jaworski, Matt (LB) Colgate	59		91
Jean Francois, Ricky (DL) LSU	99		13-14
Jefferson, Joseph (DB) W. Kentucky	29		02-05
*Jefferson, Roy (WR) Utah	87		70
Jenkins, Fletcher (DE) Washington	94		82
*Jennings, Tim (DB) Georgia	23/27		06-09
Johnson, Andre (WR) Miami (Fla.)	81		15
Johnson, Anthony (RB) Notre Dame	23		90-93
Johnson, Antonio (DT) Miss. St.	99		08-12
Johnson, Cam (LB) Virginia	59		13-14
*Johnson, Charlie (T) Okla. St	74		06-10
*Johnson, Cornelius (G) Va. Union	60		68-72
Johnson, Curtis (DE) Clark Atlanta Univ.	94		08
Johnson, Ed (DT) Penn State	92/99		07-09
Johnson, Ellis (DT) Florida	62		95-01
Johnson, Ezra (DE) Morris Brown	90		88-89
Johnson, Gary Don (DT) Baylor	90		80
Johnson, Greg (DT) Florida State	79		77
Johnson, Jason (C) Kansas St	59/60		97-99
Johnson, Kelley (WR) Colorado	84		87
Johnson, Marshall (WR) Hou	29/80		75-78
Johnson, Terrence (DB) Cal (PA)	23		11
Johnson, Wayne (QB) Georgia	18		89
Jones, Arthur (DT) Syracuse	97		14
Jones, Bert (QB) LSU	7		73-81
Jones, Brian (LB) Texas	56		91
Jones, Bryant (DB) Toledo	33		87
Jones, Dominique (TE) Shepherd	46		12-13
Jones, Isaac (WR) Purdue	15		99-00
Jones, Joe (TE) Va. Tech	81		87
Jones, Mike (TE) Texas A&M	49		93
Jones, Richard (DB) Texas A&I	39		96
Jones, Ricky (LB) Tuskegee	51		80-83
Jordan, Antony (LB) Vanderbilt	91		98
Jordan, Steve (K) USC	6		87
Joseph, Vance (DB) Colorado	43		96
*Joyce, Don (DE) Tulane	76/83		54-60
*June, Cato (LB) Michigan	59		03-06
Justice, Steve (C/G) Wake Forest	53		08
Justice, Winston (T) USC	69		12
Justin, Paul (QB) Arizona State	11		95-97
Justin, Sid (CB) Long Beach St.	44		82
Kaczmarek, Mike (LB) Southern Ill.	52		73
Kafentzis, Mark (S) Hawaii	29		83-84
Kalmanir, Tom (B) Nevada	40		53
Kapinos, Jeremy (P) Penn State	3		10
Karim, Deji (RB) Southern Illinois	36		12
Keane, Tom (DB) W. Virginia	21		53-54
Kearse, Tim (WR) San Jose St.	85		87
*Keiaho, Freddy (LB) San Diego St.	54		06-09
Keith, Kenton (RB) New Mexico St	36		07
Kellar, Scott (NT) N. Illinois	94		86-87
Kennedy, Jimmie (TE) Colorado St	85		75-77
Kent, Joey (WR) Tennessee	16		00
Kerkorian, Gary (QB) Stanford	18		54-56, 58
Kern, Rex (DB) Ohio State	44		71-73
Kerr, Zach (NT) Delaware	94		14-15
Keur, Josh (TE) Michigan State	83		00
Kiel, Blair (QB) Notre Dame	5		86-87
Kight, Danny (K) Augusta State	7		99-00

King, Brandon (DB) Purdue	37		10-11
King, Justin (WR) Penn State	21		12
King, Mitch (DT) Iowa	75		10
King, Shawn (DE) NE Louisiana	96		99
Kirchiro, Bill (G) Maryland	64		62
Kirchner, Mark (T) Baylor	63		84, 86
Kirkland, Mike (QB) Arkansas	15		76-78
Kirouac, Lou (T) Boston College	61		64
Kitchings, Desmond (WR) Furman	12		01
*Klecko, Dan (DT) Temple	61/90/92		06-07
Klecko, Joe (NT) Temple	73		88
Knight, Steve (OL) Tennessee	63/73		87-88
Kofler, Matt (QB) San Diego State	12		85
Koman, Bill (G) North Carolina	65		56
Kostelnik, Ron (T) Cincinnati	65		69
Kovac, Ed (B) Cincinnati	43		60
Krahl, Jim (DT) Texas Tech	90		79-80
Krauss, Barry (LB) Alabama	55		79-88
*Krouse, Ray (DE) Maryland	78		58
Kunz, George (T) Notre Dame	75		75-77, 80
Labinjo, Mike (LB) Michigan State	92		05
*LaCasse, Ryan (DE) Syracuse	99		06
Lacey, Jacob (DB) Oklahoma St	27		09-11
La Fleur, Greg (TE) LSU	83		86
Laird, Bruce (DB) American Intl	40		72-81
Landry, Greg (QB) Massachusetts	11		79-81
Landry, LaRon (DB) LSU	30		13-14
Langas, Bob (E) Wayne	83		54
Lange, Bill (G) Dayton	66		53
Langford, Kendall (DE) Hampton	90		15
Langhorne, Reggie (WR) Elizabeth City St.	85		92-93
LaPointe, Ron (TE) Penn State	85		80
Larson, Kurt (LB) Michigan State	59		89-90
*Larson, Lynn (T) Kansas State	67		71-72
Laskey, Bill (LB) Michigan	51		71-72
Lattimore, Brian (RB) SE Mo. State	21		91
Lawton, Luke (RB) McNeese State	45		07
Leaks, Roosevelt (RB) Texas	48		75-79
Leberman, Bob (B) Syracuse	40		54
*Lee, David (P) Louisiana Tech	49		66-78
Lee, Keith (DB) Colorado State	42		85
Lee, Monte (C) Texas	67		65
Lee, Ron (RB) West Virginia	34		76-78
Leeuwenburg, Jay (OG) Colorado	58		96-98
Lefeged, Joe (DB) Rutgers	35		11-13
Leiding, Jeff (LB) Texas	92		86-87
Leigeb, Brian (DB) Cen. Michigan	40		02
Lesane, Jimmy (B) Virginia	31		54-55
Lester, Keith (TE) Murray St	88		87
*Lewis, Harold (B) Houston	43		59
Lewis, Joe (T) Compton	72		61
*Lilja, Ryan (G) Kansas State	65		04-09
Lindley, Ryan (QB) San Diego State	3		15
Linhart, Toni (K) Austria Tech	2		74-79
Linkenbach, Jeff (OT) Cincinnati	72		10-13
Linn, Jack (T) West Virginia	67		91
Linne, Aubrey (E) TCU	87		61
*Lipscomb, Gene (DT) Miller H.S	76		56-60
Little, Jack (T) Texas A&M	72		53-54
Lockett, J.W. (B) Okla. Central	35		63
*Logan, Jerry (DB) W. Texas St	20		63-72
Looney, Joe Don (RB) Oklahoma	32		64
Lopienski, Tom (RB) Notre Dame	36		03-04
Lorick, Tony (RB) Arizona St.	33		64-67
Louis, Lance (G) San Diego St.	60		14-15
Lowdermilk, Kirk (C) Ohio State	63		93-96
Lowery, Dwight (S) San Jose State	33		15
Lowry, Orlando (LB) Ohio St	58/59		85-89
Luce, Derrel (LB) Baylor	58		75-78
Luck, Andrew (QB) Stanford	12		12-15
Lush, Mike (DB) E. Stroudsburg St.	28		86
Luther, Ed (QB) San Jose St.	11		86
Lutrus, Scott (LB) Connecticut	56		11
*Lyles, Lenny (DB) Louisville	26/43		58, 61-69
Lynch, Corey (DB) Appalachian State	42		13
Mackey, Dee (E) E. Texas St.	85		61-62
*Mackey, John (TE) Syracuse	88		63-71
Macklin, David (DB) Penn State	27		00-03
MacLeod, Tom (LB) Minnesota	52		74-78
Madison, Anthony (DB) Alabama	37		09
Mahaffey, Ryan (FB) Northern Iowa	47		11
Mahlum, Eric (G) California	65		94-96
*Maitland, Jack (RB) Williams	23/40		70
Majkowski, Don (QB) Virginia	7		93-94
Mallard, Josh (DT) Georgia	68		02
Mandarich, Tony (T) Michigan St	79		96-98
*Manning, Peyton (QB) Tenn	18		98-11
Manoa, Tim (RB) Penn State	44		91
Maples, Butch (C) Baylor	53		63
*Marchetti, Gino (DE) USF	75/89		53-64, 66
Marshall, Greg (DT) Oregon St.	66		78
Martin, Jim (K) Notre Dame	47		63
Martin, Robbie (WR) Cal Poly-SLO	31/88		85-86
Martin, Sammy (WR) LSU	86		91
Martin, Steve (DT) Missouri	90		96-98
Mason, Lindsey (T) Kansas	79		83
Mathews, Jason (T) Tex. A&M	67/74		94-97
Mathews, Ricardo (DT) Cincinnati	91		10-13
Mathias, Ric (DB) Wisc.-LaCrosse	42		98
Mathis, Dedric (DB) Houston	26		96-97
*Mathis, Robert (DE) Alabama A&M	98		03-13, 15
Matich, Trevor (OL) BYU	64		92-93
Matte, Tom (RB) Ohio St.	27/41		61-72
Mattes, Ron (T) Virginia	75		92
Mattiace, Frank (DL) Holy Cross	97		87
*Matuszak, Marv (B) Tulsa	64		59-61
Mauck, Carl (LB) So. Illinois	65		69
*Maxwell, Tom (B) Texas A&M	42		69-70
Maxwell, Vernon (LB) Arizona St.	56		83-84
*May, Ray (LB) USC	56		70-72
Mayo, Ron (TE) Morgan State	83		74
McAfee, Pat (P) West Virginia	1		09-15
McCall, Reese (TE) Auburn	86		78-82
McCauley, Don (RB) N.Carolina	23		71-81
McClendon, Jacques (OG) Tenn	65/80		10
McClendon, Skip (DL) Arizona St.	95		92-93
McCloskey, Mike (HB) Penn State	49		87
McCloughan, Dave (DB) Colorado	42		91
McCoy, Tony (NT) Florida	61/94		92-99
McDaniel, Emmanuel (DB) E.Carolina	39		97-98
McDonald, Devon (LB) Notre Dame	57		93-95
McDonald, Dewey (S) California (Pa.)	31		14-15
McDonald, Quintus (LB) Penn St	96		89-91
McDougal, Kevin (RB) Colo. St	43		00-01
McElroy, Leeland (RB) Texas A&M	34		99
McElroy, Ray (DB) E. Illinois	40		95-98
*McFarland, Anthony (DT) LSU	92		06-07
McGill, T.Y. (DT) North Carolina State	67		15
McGlynn, Mike (G/C) Pittsburgh	75		12-13
McGregor, Keli (TE) Colorado St.	83		85
McGuire, Kaipo (WR) BYU	10/11		97-98
McHan, Lamar (QB) Arkansas	14/17		61-63
McKinney, Steve (G) Texas A&M	76		98-01
McLemore, Chris (RB) Arizona	36		87
McLemore, Thomas (TE) Southern	81		95
McMillan, Chuck (B) John Carroll	31		54
McMillan, Randy (RB) Pittsburgh	32		81-86
McNanie, Sean (DL) San Diego St.	90		90
McNary, Josh (LB) Army	57		13-15
McNeill, Mike (TE) Nebraska	80		11

McPhail, Buck (RB) Oklahoma .....31.....53
McQuaid, Dan (OL) UNLV.....60.....88
Meadows, Adam (T) Georgia.....73.....97-03
Memmelaar, Dale (G) Wyoming.....67.....66-67
Mendenhall, Ken (C) Oklahoma.....57.....71-80
Meredith, Jamon (T) South Carolina.....64.....14
Merritts, Jim (DL) West Virginia.....65.....87
Metcalf, Bo (FB) Baylor.....28.....84
Mewhort, Jack (G) Ohio State.....75.....14-15
Michaels, Lou (DE, K) Kentucky.....79.....64-69
Mickens, Arnold (RB) Butler.....27.....96
Middleton, Frank (RB) Florida A&M.....43.....84-85
Mike-Mayer, Steve (K) Maryland.....5.....79-80
Mildren, Jack (S) Oklahoma.....11.....72-73
Miller, Brandon (DT) Georgia.....65.....00
Miller, Chuckie (DB) UCLA.....28.....88
Miller, Dan (K) Miami (Fla.).....1.....82
Miller, Eddie (WR) South Carolina.....86.....92-93
*Miller, Fred (DT) LSU.....76.....63-72
Miller, Kyle (TE) Mount Union.....86.....12
Miller, Prince (DB) Georgia.....26.....11
Mills, Jim (T) Hawaii.....76.....83-84
Mioduszewski, Ed (B) Wm. & Mary.....26.....53
Miranda, Paul (DB) Central Florida.....21.....99
Mitchell, Lydell (RB) Penn State.....26.....72-77
Mitchell, Pete (TE) Boston College.....49.....03
*Mitchell, Tom (TE) Bucknell.....84.....68-73
Moala, Fili (DT) USC.....95.....09-13
Moncrief, Donte (WR) Mississippi.....10.....14-15
Montgomery, Monty (DB) Houston.....34.....97-99
Mooney, Ed (LB) Texas Tech.....58.....72-73
Moore, Alvin (RB) Arizona State.....23.....83-84
Moore, Devin (RB) Wyoming.....45.....10
Moore, Henry (B) Arkansas.....27.....57
Moore, Jimmy (G) Ohio State.....65.....81
Moore, Kenny (WR) Wake Forest.....80.....10
Moore, Larry (OL) Michigan.....50/72.....98-01
*Moore, Lenny (RB) Penn State.....24.....56-67
Moore, Mewelde (RB) Tulane.....26/37.....12
Moore, Sio (LB) Connecticut.....51.....15
*Moorehead, Aaron (WR) Illinois.....85.....03-07
Morgan, DaJuan (DB) N. Car. St.....34.....10
Morgan, Stanley (WR) Tenn.....86/88.....90
*Morrall, Earl (QB) Michigan St.....15.....68-71
*Morris, Rob (LB) Brigham Young.....94.....00-07
Morrison, Don (T) Texas-Arl.....79.....78
Morrison, Steve (LB) Michigan.....52/92.....95-98
Morton, Mike (LB) N. Carolina.....51.....01
Mosier, John (TE) Kansas.....88.....72
Moss, Roland (RB, TE) Toledo.....44.....69
Moss, Zefross (T) Alabama St.....73.....89-94
Moten, Adrian (LB) Maryland.....57.....11
Mrosko, Bob (TE) Penn State.....88.....91
Muhammad, Mustafah (DB) Fres. St.....21/31.....99-00
Muir, Dan (DT) Kent State.....90.....08-11
Muamba, Henoc (LB) St. Francis Xavier.....51.....14
Mumphord, Lloyd (CB) Texas So.....42.....75-78
*Mungro, James (RB) Syracuse.....23.....02-06
Munsey, Nelson (CB) Wyoming.....31.....72-77
Murphy, Rob (G) Ohio State.....61.....02
Murray, Dan (LB) E. Stroudsburg St.....52.....89
Murray, Walter (WR) Hawaii.....86.....86-87
Murtha, Greg (T) Minnesota.....78.....82
*Mutscheller, Jim (E) Notre Dame.....84.....54-61
Myers, Bob (T) Ohio St.....79.....55
*Myhra, Steve (LB, K) N. Dakota.....65.....57-61
Myslinski, Tom (OL) Tennessee.....67.....98
Nagle, Browning (QB) Louisville.....18.....94
Naposki, Eric (LB) Connecticut.....51.....89
Neal, Dan (C) Kentucky.....50.....73-74
Neal, Leon (RB) Washington.....20.....96-97
*Nelson, Andy (DB) Memphis St.....80.....57-63
*Nelson, Dennis (T) Illinois State.....68.....70-74
Nelson, Jim (LB) Penn State.....57.....03-04
Nettles, Doug (CB) Vanderbilt.....30.....74-79
Nevis, Drake (DT) LSU.....94.....11-12
*Newsome, Billy (DE) Grambling.....81.....70-72
Newsome, Jonathan (LB) Ball State.....91.....14-15
Newton, Jim (OT) Utah State.....69.....03
Newton, Mike (DB) Buffalo.....38.....10
Nichols, Ricky (WR) East Carolina.....80.....85
*Nichols, Robbie (LB) Tulsa.....52.....70-71
Nicks, Hakeem (WR) North Carolina.....14.....14
Nixon, Xavier (T) Florida.....71.....13-14
Noble, James (WR) S.F. Austin.....87.....87
Noga, Al (DE) Hawaii.....99.....94
Nottingham, Don (RB) Kent St.....48.....71-73
Novak, Ken (DT) Purdue.....74.....76-77
*Nowatzke, Tom (RB) Indiana.....34.....70-72
Nugent, Terry (QB) Colo. State.....14.....87
Nunn, Freddie Joe (DE) Miss.....93.....94-96
Nussmeier, Doug (QB) Idaho.....10.....98
*Nutter, Buzz (C) VPI.....50.....54-60, 65
Nwokorie, Chukie (DE) Purdue.....91.....99-02
Nyers, Dick (B) Indiana Central.....21/80.....56-57
Oatis, Victor (WR) N.W. Louisiana.....84.....83
*O'Brien, Jim (K, WR) Cincinnati.....80.....70-72
O'Dell, Stu (LB) Indiana.....55.....78
Odom, Cliff (LB) Texas-Arlington.....49/93.....82-89
Ojinnaka, Quinn (T) Syracuse.....69.....11
Okine, Earl (DE) Florida.....95.....15
Oldham, Ray (S) Mid. Tenn. St.....25.....73-77
Olds, Bill (RB) Nebraska.....38.....73-75
Olive, Bobby (WR) Ohio State.....16/18.....95-96
Oliver, Hubert (FB) Arizona.....30.....86
Olsen, Hans (DT) BYU.....67.....01
Olsen, Seth (G) Iowa.....73.....11-12
O'Neal, Calvin (LB) Michigan.....51.....78
O'Neal, Robert (DB) Clemson.....32.....93-94
*O'Neil, Keith (LB) N. Arizona.....53.....05-06
Ontko, Bob (LB) Penn State.....51.....87
Orduna, Joe (RB) Nebraska.....37.....74
Orlovsky, Dan (QB) Connecticut.....6.....11
*Orr, Jimmy (E) Georgia.....28.....61-70
Orvis, Herb (DT) Colorado.....88.....79-81
O'Steen, Dwayne (DB) San Jose St.....35.....82
Ours, Wes (FB) W. Virginia.....44.....01
Overton, Matt (LS) W. Washington.....45.....12-15
Owens, Luke (T) Kent St.....72.....57
Owens, R.C. (E) Coll. Of Idaho.....27.....62-63
Ozdowski, Mike (DE) Virginia.....51/71.....78-81
Padjen, Gary (LB) Arizona St.....60/90.....82-84, 87
Pagel, Mike (QB) Arizona St.....18.....82-85
Painter, Curtis (QB) Purdue.....7.....09-11
Palmer, Nathan (WR) N. Illinois.....10.....12
Pankey, Irv (T) Penn State.....75.....91-92
Paris, William (OL) Michigan.....79.....91
Parker, Anthony (DB) Arizona St.....43.....89
*Parker, Jim (T/G) Ohio State.....77.....57-67
Parker, Steve (DE) E. Illinois.....78.....83-84
Parrish, James (OL) Temple.....75.....93
Parry, David (DT) Stanford.....54.....15
Patera, Jack (LB) Oregon.....61.....55-57
Pathon, Jerome (WR) Wash.....86.....98-01
Patrick, Garin (OL) Louisville.....64/68.....95-97
Patten, Joel (T) Duke.....65.....87-88
Patterson, Eric (CB) Ball State.....41.....15
Pear, Dave (DT) Washington.....65.....75
Pearson, Preston (RB) Illinois.....26.....67-69
Peguese, Willis (DE) Miami.....96.....92-93

Peko, Tupe (C/G) Michigan State	56	02-04
*Pellington, Bill (LB) Rutgers	36/65	53-64
Pelton, Mike (DL) Auburn	99	95
Pender, David (DB) Purdue	34	10
Pendleton, Jeris (DL) Ashland	61	13
Pepper, Gene (G) Mississippi	60	54
Perkins, Bruce (RB) Arizona State	34	91
*Perkins, Ray (WR) Alabama	27	67-71
Perry, Joe (RB) Compton CC (CA)	34	61-62
Perryman, Jim (DB) Milikin	43	87
Peter, Christian (DT) Nebraska	97	01
Petersen, Ted (T) Eastern Illinois	71	84
Peterson, Gerald (T) Texas	76	56
Peterson, Mike (LB) Florida	52	99-02
Petrowski, Jamie (TE) Indiana St	80	08
Petties, Neal (E) San Diego St	84	64-66
Phillips, Ryan (LB) Idaho	56	01
Phillips, Shawn (LB) Purdue	55	14
Pierson, Pete (T) Washington	69	02
Pinkney, Reggie (DB) E. Carolina	37	79-81
Pitcock, Quinn (DT) Ohio State	97	07
Pittman, Charlie (RB) Penn St.	42	71
Plantz, Ron (OL) Notre Dame	67	87
Plummer, Bruce (DB) Miss. St.	23	89
Plummer, Chad (WR) Cincinnati	16/87	99-00
*Plunkett, Sherm (T) Md. St.	79	58-60
Pollak, Mike (G) Arizona State	78	08-11
Pollard, Marcus (TE) Bradley	81	95-04
Poole, Barney (E) Army, Miss	83	53
Poole, Tyrone (DB) Fort Valley St	38	98-00
Pope, Kendyll (LB) Florida Sate	55	04
Porter, Ricky (RB) Slippery Rock, Pa	20	83
Porter, Ron (LB) Idaho	55	67-69
Porter, Tracy (WR) LSU	87	83-84
Potts, Roosevelt (RB) NE Louisiana	35/42	93-97
Powell, Carl (DL) Louisville	92	97
Powers, Jerraud (DB) Auburn	25	09-12
Prater, Shaun (CB) Iowa	26	15
Pratt, Robert (G) N. Carolina	61	74-81
*Preas, George (T) VPI	60	55-65
Price, Sheldon (CB) UCLA	40	15
*Pricer, Billy (RB) Oklahoma	31	57-60
Prior, Mike (DB) Illinois State	39	87-92
*Proehl, Ricky (WR) Wake Forest	11	06
Pruitt, James (WR) Cal. St.-Ful	49/86	88-89
Pugh, David (DT) Virginia Tech	95	02-03
Purifoy Loucheiz (CB) Florida	23	14
Pyatt, Brad (WR) N. Colorado	84	03-04
Pyle, Palmer (G) Michigan St.	62	60-63
Quarles, Kelcy (DT) South Carolina	73	14
Quinn, Mike (QB) S.F. Austin	11	98
Raba, Bob (TE) Maryland	85	80
Radachowsky, George (DB) Boston Col	21	84-85
Radecic, Scott (LB) Penn St	52/97	90-95
Radosevich, George (C) Pitt	52/72	54-56
Raiff, Jim (G) Dayton	60	54
Rainey, Chris (RB) Florida	25	13
Ramsey, LaJuan (DT) Southern Cal	99	08
Ramsey, Tom (QB) UCLA	14	89
Randle, Tate (CB) Texas Tech	35	83-86
Randolph, Thomas (DB) Kansas St	27	99
Ransdell, Bill (QB) Kentucky	9	88
Ratigan, Brian (LB) Notre Dame	52	94
Ratliff, Keiwan (DB) Florida	31/35	07-08
Ray, John (OL) West Virginia	68	93
Raymond, Gerry (G) Boston Col	63	82
Rayner, Dave (K) Michigan State	16	05
*Reagor, Montae (DT) Texas Tech	90	03-06
*Rechichar, Bert (DB, K) Tenn	44	53-59
Redd, Glen (LB) BYU	58	86
Redding, Cory (DE) Texas	90	12-14
Reece, Geoff (C) Washington St	50	78
Reed, David (WR) Utah	85	13
Reed, Mark (QB) Moorhead St, Minn	8	83
Reese, Guy (T) SMU	75	64-65
*Reid, Darrell (DT) Minnesota	95	05-08
*Reid, Dexter (DB) N. Carolina	36	05-06
Reid, Spencer (LB) BYU	56	99
Reitz, Joe (G) W. Michigan	76	11-15
Remo, Roger (LB) Syracuse	90	87
Renfro, Dean (B) N. Texas St	20	55
*Ressler, Glenn (G) Penn State	62	65-74
Rhodes, Danny (LB) Arkansas	56	74
*Rhodes, Dominic (RB) Midwest St	30/33/38	01-06, 08, 10
Rice, Simeon (DE) Illinois	78	07
Richard, Jamey (C) Buffalo	61	08-11
*Richardson, Jerry (E) Wofford	87	59-60
Richardson, Mike (DB) Notre Dame	37	10
Richardson, Trent (RB) Alabama	34	13-14
Richardson, Willie (WR) Jackson St	87	63-69, 71
Ricketts, Tom (G) Pittsburgh	68	92
Rideaux, Darrell (DB) USC	38	03
Ridder, Tim (T) Notre Dame	72	00-01
Riley, Butch (LB) Texas A&I	54	69
Riley, Eugene (TE) Ball State	87	90
Rison, Andre (WR) Michigan St	85/87	89
Roberg, Mike (TE) Idaho	85	02
Robinson, Charles (G) Morgan St	66	54
Robinson, Freddie (DB) Alabama	47	87-88
Robinson, Gijon (TE) Mo. West St	47	08-10
Robinson, Glenn (DE) Oklahoma St	71	75
Robinson, Josh (RB) Mississippi St.	34	15
Robinson, Roderick (QB) Ark.-PB	8	01
Roby, Courtney (WR) Indiana	10	08
Rogers, Da'Rick (WR) Tennessee Tech	16	13
Rogers, Nick (DE) Georgia Tech	97	04
Rogers, Ron (LB) Georgia Tech	51	98
Rowe, David (DT) Penn State	74	78
Royal, Andre (LB) Alabama	56	98
Rucker, Chris (DB) Michigan St	36	11
Rudnick, Tim (DB) Notre Dame	43	74
*Rushing, T.J. (DB) Stanford	20/34	06-09
Rypien, Mark (QB) Wash. State	16	01
Saar, Brad (LB) Ball State	59	87
Salisbury, Sean (QB) USC	8/13	87
Sally, Jerome (NT) Missouri	76	87
Salter, Bryant (DB) Pittsburgh	46	76
*Sample, John (DB) Maryland St	44/47	58-60
*Sanders, Bob (DB) Iowa	21	04-10
Sanders, Glen (LB) Louisiana Tech	58	95
*Sandusky, Alex (G) Clarion	68	54-66
*Sanford, Leo (C) Louisiana Tech	55	58
Santi, Tom (TE) Virginia	86	08-09
Sapp, Gerome (DB) Notre Dame	38	04-05
Satele, Samson (C) Hawaii	64	12-13
Satterwhite, Howard (WR-KR) Sam Houston St	28	77
*Saturday, Jeff (C) North Carolina	63	99-11
Saul, Bill (LB) Penn State	50	62-63
Saunders, Weslye (TE) S. Carolina	85	12-14
Sauter, Cory (QB) Minnesota	11/16	02-03
Schlichter, Art (QB) Ohio State	10	82, 84-85
Schmiesing, Joe (DT-DE) N.M. St	75	73
*Schobel, Bo (DE) TCU	64	06
Schultz, William (OL) USC	74	90-93
Scioli, Brad (DE) Penn State	99	99-04
Sciullo, Steve (G) Marshall	74	03
Scott, Chris (DE) Purdue	95	84-85
Scott, Freddie (WR) Amherst	86	74-77
Scott, Freddie (WR) Penn State	15	98
*Scott, Jake (G) Idaho	73	04-07

Senn, Jordan (LB) Portland State 51 08-09
Session, Clint (LB) Pittsburgh 55 07-10
Sharkey, Ed (G) Duke, Nevada 64 53
*Shaw, George (QB) Oregon 14 55-58
Shello, Kendel (DL) Southern 97 96-98
Sheppard, Kelvin (LB) LSU 52 13
*Sherer, Dave (E) SMU 86 59
Sherwin, Tim (TE) Boston Col 83 81-87
Shields, Burrell (B) John Carroll 31 55
Shields, Lebron (G) Tennessee 73 60
Shields, Paul (RB) Arizona 39 99-00
Shinners, John (G) Xavier 64 72
*Shinnick, Don (LB) UCLA 66 57-68
Shipley, A.Q. (C) Penn State ..... 62 ..... 12, 14
Shiver, Sanders (LB) Carson-Newman 54 76-83
Shlapak, Boris (K) Michigan State 2 72
Shoulders, Darin (T) Tulane 64 91
Shula, David (WR) Dartmouth 85 81
Shula, Don (DB) John Carroll 25 53-56
Siani, Mike (WR) Villanova 45 78-80
Silva, Jamie (DB) Boston College 40 08-09
Simmons, Dave (LB) N. Carolina 60/96 82
Simmons, John (CB) SMU 41 87
Simmons, Stacey (WR) Florida 85 90
Simmons, Tony (WR) Wisconsin 14 01
*Simon, Corey (DT) Florida Sate 97 05-06
Simonini, Ed (LB) Texas A&M 56 76-81
Simonson, Dave (T) Minnesota 60 74
Simpson, Chad (RB) Morgan St 35 08-09
*Simpson, Jack (B) Florida 41 58-60
Sims, Ernie (LB) Florida State 35 11
Sims, Marvin (RB) Clemson 39 80-81
Sims, Thomas (DL) Pittsburgh 92 93-94
Sims, Tommy (S) Tennessee 45 86
Sinnot, John (T) Brown 79 82
Siragusa, Tony (NT) Pittsburgh 98 90-96
Slutzker, Scott (TE) Iowa 84 96-97
Small, Torrance (WR) Alcorn State 87 98
Smedley, Eric (DB) Indiana 40 99
*Smith, Billy Ray (T) Ark 74/83 61-62,64-70
*Smith, Bubba (DE) Michigan St 78 67-71
Smith, Byron (DE) California 91 84-85
Smith, Ed (LB) Vanderbilt 52 80-81
Smith, Detron (RB) Texas A&M 39/42 02-03
Smith, D'Joun (CB) Florida Atlantic 30 15
Smith, Holderi (WR) California 84 82
*Smith, Hunter (P) Notre Dame 17 99-08
Smith, Ollie (WR) Tennessee St 80 73-74
Smith, Phil (WR) San Diego St 86 83-84
Smith, Taj (WR) Syracuse 10 10
Smith, Thomas (DB) N. Carolina 21 01
Smith, Zeke (LB) Auburn 61 60
Smolinski, Mark (B) Wyoming 32 61-62
*Snow, Justin (TE) Baylor 48 00-11
Snyder, Pat (OL) Purdue 57 91
Solt, Ron (G) Maryland ..... 66 ..... 84-88, 92
*Sommer, Mike (RB) George Wash 26 59-61
*Sorgi, Jim (QB) Wisconsin 12 04-09
Sowell, Bradley (T) Mississippi 60 12
Speyrer, Cotton (WR) Texas 28 72-74
*Spinney, Art (G) Boston Col 63/81 53-60
Stablein, Brian (WR) Ohio St 86 94-97
Stanback, Harry (DE) N. Carolina 93 82
*Standeford, John (WR) Purdue 84 06
Stargell, Tonny (DB) Tenn. State 45 92-93
Stark, Rohn (P) Florida State 3 82-94
Staysniak, Joe (T) Ohio State 79 92-95
Stevens, Howard (RB) Louisville 27 75-77
Steward, Jason (DT) Fresno St 68 04-05
Stith, Shyrone (RB) Va. Tech 30 01-02
Stock, Mark (WR) VMI 10/15 96
*Stokley, Brandon (WR) SW La 83 03-06
Stone, Avatus (B) Syracuse 41 58
Stonebreaker, Steve (LB) Detroit 31 64-66
Stover, Matt (K) Louisiana Tech 3 09
Streeter, George (DB) Notre Dame 46 90
Strickland, Donald (DB) Colorado 30 03-05
Strock, Don (QB) Virginia Tech 12 89
Strofolino, Mike (LB) Villanova 51 65
Studebaker, Andy (LB) Wheaton 58 13-15
*Stukes, Charles (DB) Md. St. 47 67-72
Stynchula, Andy (T) Penn State 83 66-67
*Sullivan, Dan (G,T) Boston Col 71 62-72
Swoope, Craig (DB) Illinois 26 87-88
Swoope, Erik (TE) Miami (Fla.) 86 15
Sword, Sam (LB) Michigan 98 00-02
*Szymanski, Dick (C, LB) Notre Dame ..... 52 ..... 55, 57-68
Tabor, Tom (DT) Baylor 76 82
Taliaferro, George (B) Indiana 20 53-54
Tamme, Jacob (TE) Kentucky 84 08-11
*Taseff, Carl (B) John Carroll 23 53-61
Tate, David (DB) Colorado 49 94-97
Taylor, David (T) Catawba 64 73-79
Taylor, Hosea (DE) Houston ..... 90 ..... 81, 83
Taylor, Jim Bob (QB) Georgia Tech 12 83
Taylor, Keith (DB) Illinois 27 88-91
Teichelman, Lance (DL) Texas A&M 99 94
Tepper, Mike (G) California 67 11
Tevaseu, Martin (NT) UNLV 68 12
Thomas, Donald (G) Connecticut 66 13
Thomas, Jaimie (G) Maryland 73 10
Thomas, Jesse (B) Mich. St 40/41 55-57
*Thomas, Josh (DE) Syracuse 91 04-09
Thomas, Josh (CB) Buffalo 35 15
Thomas, Kevin (DB) USC 21 11
Thomas, Mark (DL) N. Car. St 75/90 98-01
Thomas, Marquise (LB) Miss 94 93
Thomas, Ratcliff (LB) Maryland 51/55 98-00
Thomas, Spencer (DB) Washburn 46 76
Thompson, Arland (G) Baylor 67 82
Thompson, Aundra (WR) E. TX. St 21 83
Thompson, Don (DE) Richmond 83 62-63
Thompson, Donnel (LB/FB) Wisc 47/5 01-03
Thompson, Donnell (DE) N.Carolina 99 81-91
Thompson, Norm (DB) Utah 43 77-79
Thompson, Ricky (WR) Baylor 88 76-77
Thornton, David (LB) N. Carolina 50 02-05
Thornton, Hugh (G) Illinois 69 13-15
Thornton, Reggie (WR) Bowl. Green 86 91
Thorp, Don (NT) Illinois 62/78/96 87-88
Thorpe, Craphonso (WR) Florida St 15 07
*Thurston, Fred (G) Valparaiso 64 58
Tipton, Zurlon (RB) Central Michigan 37 14-15
Toler, Greg (DB) St. Paul's College 28 13-15
Tomberlin, Pat (T) Florida St 68 89-90
Toner, Ed (RB) Boston Col 28/44 92-94
Tongue, Marco (CB) Bowie St 46 83
Torretta, Gino (QB) Miami 2 97
Toth, Zollie (RB) LSU 36 53-54
Toudouze, Michael (T) TCU 75 07-11
Townsend, Deshea (DB) Alabama 23 10
Trent, Morgan (DB) Michigan 26 11
Triplett, Nate (LB) Minnesota 54 10-11
Tripplett, Larry (DT) Washington 75 02-05
Troup, Bill (QB) S. Carolina ..... 12 ..... 74, 76-78
Trudeau, Jack (QB) Illinois 10 86-93
Tryon, Justin (DB) Arizona St 20 10-11
Tuinei, Van (DL) Arizona 96 98
Tullis, Willie (CB) Troy State 42 87-88
Tupa, Tom (QB) Ohio State 7 92

Turner, Bake (E) Texas Tech	30		62
Turner, Floyd (WR) N.W. Lou	85/88		94-95
Turner, Ricky (QB) Wash. State	12		88
Ugoh, Tony (T) Arkansas	67		07-09
*Ulrich, Matt (G) Northwestern	69		05-06
*Unitas, John (QB) Louisville	19		56-72
*Utecht, Ben (TE) Minnesota	47/86		04-07
Utt, Ben (G) Georgia Tech	64		82-89
Van Divier, Randy (T) Washington	79		81
Van Duyne, Bob (G) Idaho	67		74-80
Vance, Eric (DB) Vanderbilt	37		02
Vander Poel, Mark (T) Col	72/75		91-92
Vanderbeek, Matt (LB) Mich. St.	58		90-92
Vanderjagt, Mike (K) W. Va	12/13		98-05
Varga, Tyler (RB) Yale	38		15
Varty, Mike (LB) Northwestern	51		75
Vaughn, Cassius (CB) Mississippi	32		12-13
Vaughn, Chip (DB) Wake Forest	49		10
Venuto, Jay (QB) Wake Forest	14		81
Venzke, Patrick (T) Idaho	65		04
Verdin, Clarence (WR) SW Lou	83		88-93
Vessels, Billy (RB) Oklahoma	21		56
Vickers, Kipp (OL) Miami	71		93-97
*Vinatieri, Adam (K) S. Dakota St	4		06-15
Virkus, Scott (DE) San Fran. CC	94		84-85
*Vogel, Bob (T) Ohio St	72		63-72
Von der Ahe, Scott (LB) Arizona St	51		97
*Volk, Rick (DB) Michigan	21		67-75
Vollers, Kurt (T) Notre Dame	60		05
Waechter, Henry (DE) Nebraska	71		83-84
Walczak, Mark (TE) Arizona	83/84		87
Walden, Erik (LB) Middle Tennessee State	93		13-15
Walker, Joe (DB) Nebraska	20		02
Walker, Tony (LB) SE Mo. St	92		90-93
Wallace, Jackie (S) Arizona	20		75-76
Walls, Raymond (DB) So. Miss	42		01
Walsh, Steve (QB) Miami	4		99
Walters, Troy (WR) Stanford	86		02-05
Ward, Jim (QB) Gettysburg	16		67-69
Warren, Lamont (RB) Colorado	21		94-98
Washington, Charles (DB) Cameron	46		89
Washington, Joe (RB) Oklahoma	20		78-80
Washington, Marcus (LB) Auburn	53		00-03
Washington, Ronnie (LB) NE Lou	57		89
Watts, Damon (DB) Indiana	36		94-97
*Wayne, Reggie (WR) Miami	87		01-14
Weathers, Clarence (WR) Del. St	85		89
Welch, Jim (B) SMU	46		60-67
Wells, Mike (DT) Iowa	95		01
Welsh, Jonathan (DE) Wisconsin	99		05
Werner, Bjoern (LB) Florida State	92		13-15
West, Derek (T) Colorado	72		95-97
Westerman, Jamaal (LB) Rutgers	97		12
Whalen, Griff (WR) Stanford	17		12-15
Wheeler, Philip (LB) Ga. Tech	50		08-11
White, Blair (WR) Michigan St	15		10-11
White, Bob (B) Stanford	25		55
White, Brad (DT) Tennessee	92		84-85
White, Stan (LB) Ohio State	53/54		72-79
White, Will (DB) Florida	21		93
Whitehurst, Charlie (QB) Clemson	6		15
Whiteside, Keyon (LB) Tenn	52		03-04
Whittington, Bernard (DE) Indiana	95		94-00
Widell, Doug (G) Boston College	64		96-97
Wiegmann, Casey (OL) Iowa	68		96
Wiggins, Jermaine (TE) Georgia	85		02
Wilkerson, Daryl (DE) Houston	92		81
*Wilkins, Terrence (WR) Virginia	10/80		.... 99-01, 03, 06
Williams, John (RB) Wisconsin	40		87
*Williams, John (G) Minnesota	75		68-71
Williams, Josh (DT) Michigan	96		00-05
Williams, Kendall (CB) Arizona St.	44		83
Williams, Kerwynn (RB) Utah State	37		13
Williams, Kevin (WR) USC	21		81
Williams, Newton (RB) Arizona St	39		83
Williams, Oliver (WR) Illinois	86		85-86
Williams, Payton (DB) Fresno St	28		00
Williams, Ricky (RB) Texas Tech	35		02-03
Williams, Sid (LB) Southern	64		68
Williams, Steve (DT) Western Car	74		74
Williams, Teddy (CB) Texas-San Antonio	21		12
Williams, Trey (RB) Texas A&M	40		15
Williams, Vaughn (DB) Stanford	40		84
Williams, Warren (RB) Miami	44		93
Willy, Drew (QB) Buffalo	16		09
Wilson, Abu (RB) Utah State	37		98
Wilson, Butch (E) Alabama	86		63-67
Wilson, Jamie (OL) Marshall	71		99
Wilmot, Trevor (LB) Indiana	96		95
Windauer, Bill (DT) Iowa	65		73-74
Wingate, Elmer (E) Maryland	84/89		53
Winkler, Jim (T) Texas A&M	76/79/84		53
Winn, Billy (DT) Boise State	99		15
Winter, Blaise (DE) Syracuse	96		84
Wisniewski, Leo (NT) Penn St	69		82-84
Wolford, Will (T) Vanderbilt	67		93-95
Womble, Royce (RB) N. Texas St	26		54-57
Wonsley, George (RB) Miss. St	34		84-88
Wood, Mike (K) S.E. Missouri	16		81-82
Woods, Mike (LB) Cincinnati	59		79-81
Wooten, Tito (DB) NE Louisiana	28		99
Workman, Vince (RB) Ohio State	46		95-96
Worsley, Victor (LB) North Carolina	51		07
*Wright, George (DT) Houston	60/74		70-71
Wright, Johnnie (RB) S.C.-Col	38		82
Wright, Keith (DL) Missouri	97		04
Wright, Steve (T) Northern Iowa	73		83-84
Wright, Terry (DB) Temple	27/40		87-88
Yeboah-Kodie, Phil (LB) Penn St	57		96
Yohn, Dave (C) Gettysburg	51		62
Young, Anthony (DB) Temple	37		85
Young, Buddy (B) Illinois	22		53-55
Young, Dave (TE) Purdue	81/86		83-84
Young, Dick (B) Chattanooga	24/31		55-56
Young, Fredd (LB) New Mex. St	56		88-90
Zabel, Steve (LB) Oklahoma	58		79
Zbikowski, Tom (S) Notre Dame	28		12
Zgonina, Jeff (DL) Purdue	90		98

The following players and coaches were members of the Baltimore Colts teams that played in the All American Football Conference and then in the NFL during the 1947-1950 seasons.

COACHES

Campofreda, Nick – W. Md	1947	Edmonds, Don – Indiana	1947	Miner, Wayne – Notre Dame	1950
Conkright, Bill – Oklahoma	1949	Hewlett, Andy – Davidson	1947	O'Rourke, Chas. – Boston College	1949
Crow, Clem – Notre Dame	1950	Hunt, Joel – Texas A&M	1947	Pirro, Rocco – Catholic U	1950
Defilippo, Lou – Fordham	1948	Isbell, Cecil – Purdue	1947-49	Stidham, Tom – Haskell	1947-48
Driskill, Walter – Colorado	1949	Michalske, Mike – Penn State	1949	Taylor, John – Ohio State	1947

PLAYERS

Akins, Frank (B) Washington St. 47
Artoe, Lee (T) Santa Clara, Calif. 44, 48
Averno, Sisto (G) Muhlenberg College 32, 50
Barwegen, Dick (G) Purdue 31, 48-49
Baumgartner, Bill (E) Minnesota 29, 47
Bechtol, Hub (E) Texas 57, 47-49
Beson, Warren (C) Minnesota 32, 49
Berezney, Pete (T) Notre Dame 47, 48
Black, John (B) Mississippi State 85, 47
Blanda, George (QB) Kentucky 64, 50
Blandin, Ernie (T) Tulane 41, 48-50
Blount, Lamar (E) Mississippi St. 59, 47
Brown, Hardy (LB) Tulsa 73, 50
Buksar, George (B) Purdue, USF 77, 50
Burk, Adrian (QB) Baylor 68, 50
Campbell, Leon (B) Arkansas 78, 50
Case, Ernie (B) UCLA 67, 47
Castiglia, Jim (B) Georgetown 29, 47
Coleman, Herb (C) Notre Dame 22/29, 48
Collins, Albin (B) LSU 88, 50
Colo, Don (T) Brown 45, 50
Cooper, Ken (C) Vanderbilt 33, 49-50
Corley, Elbert (C) Mississippi State 22, 48
Cowan, Bob (C) Indiana 83, 49
Crisler, Hal (E) San Jose State 56, 50
Cure, Armand (B) Rhode Island 62, 47
Davis, Lamar (E) Ga. Tech 51, 47-49
Dellerba, Spiro (B) Ohio State 71/77, 48-49
Donovan, Art (DT) Boston Col. 49/70, 50
Dudish, Andy (B) Georgia 88, 47
Faunce, Everett (B) Minnesota 89, 49
Filchock, Frank (B) Indiana 64, 50
Fletcher, Arthur (E) Washburn 53, 50
Fowler, Aubrey (B) Arkansas 80, 48
French, Barry (G) Purdue 35, 47-50
Galvin, John (B) Purdue 63, 47
Gambino, Lucien (B) Maryland 77/89, 48-49
Garrett, Bill (G) Miss. St. 30, 48-49
Getchell, Gorham (E) Temple 59, 47
Gillory, Byron (B) Texas 87, 49
Grain, Ed (G) Penn 33/45, 47-48
Grossman, Rex (B) Indiana 74, 47-48, 50
Groves, George (G) Marquette 37, 48
Handley, Dick (C) Fresno State 24, 47
Hekkers, George (T) Wisconsin 44, 47
Higgins, Luke (G) Notre Dame 31/32/38, 47
Hillenbrand, Bill (B) Indiana 82, 47-48
Jagade, Harry (B) Indiana 76, 49
Jenkins, Jon (T) Dartmouth 47, 49-50
Jensen, Bob (E) Iowa State 54, 50
Jones, Ralph (E) Alabama 52, 47
Kasap, Mike (T) Illinois 46, 47
Kelly, Bob (B) Notre Dame 89, 49
King, Ed (G) Boston College 34, 50
Kingery, Wayne (B) LSU 80, 49
Kissell, Vito (B) Holy Cross 72, 50
Klug, Al (T) Marquette 38/41, 47-48
Kodba, Joe (C) Purdue 28, 47
Konetsky, Floyd (E) Florida 54, 47
Landrigan, Jim (T) Holy Cross-Dartmouth 59, 47
Leicht, Jake (B) Oregon 81, 48-49
Leonard, Bill (E) Notre Dame 54, 49
Lio, Augie (G) Georgetown 37, 47
Livingstone, Bob (B) Notre Dame 86, 50
Madar, Elmer (E) Michigan 53, 47
Maggioli, Achille (B) Notre Dame 80, 50
Marino, Vic (G) Ohio State 34, 47
Maves, Earl (B) Wisconsin 48
Mayne, Lew (B) Texas 88, 48
Mazzanti, Gino (B) Arkansas 83, 50
McCormick, Len (C) Baylor 28, 48
Mellus, John (T) Villanova 48, 47-49
Mertes, Bus (B) Iowa 73, 47-48
Meyer, Gil (E) Wake Forest 55, 47
Mobley, Rudy (B) Hardin-Simmons 81, 47
Murray, Earl (G) Purdue 30, 50
Mutryn, Chet (B) Xavier 81, 50
Nelson, Bob (C) Baylor 28, 50
Nemeth, Steve (B) Notre Dame 48, 47
Nolander, Don (C) Minnesota 22, 47
North, John (E) Vanderbilt 55, 48-50
Nowaskey, Bob (DE) Washington 52, 48-50
Oristaglio, Bob (E) Penn 57, 50
O'Rourke, Chas. (B) Boston Col. 66, 48-49
Owens, Jim (E) Oklahoma 59, 50
Page, Paul (B) SMU 88, 49
Perina, Bob (B) Princeton 84, 50
Perpich, George (T) Georgetown 48, 47
Pfohl, Bob (B) Purdue 85, 48-49
Phillips, Mike (C) W. Maryland 21, 47
Poole, Oliver (E) Mississippi 54, 48
Prewitt, Felto (C) Tulsa 20, 49
Rich, Herb (B) Vanderbilt 87, 50
Ruthstrom, Ralph (B) SMU 84, 49
Salata, Paul (E) USC 51, 50
Schweder, John (G) Penn 37/66, 50
Schwenk, Bud (B) Wash. U. 40/64, 47
Sidorik, Alex (T) Miss. St. 44, 48-49
Sigurdson, Sig (E) Lutheran 56, 47
Simmons, Jack (G) Detroit 32, 48
Sinkwich, Frank (B) Georgia 76, 47
Smith, Joe (E) Texas Tech 56, 48
Spaniel, Frank (B) Notre Dame 85, 50
Spavital, Jim (B) Okla. A&M 76, 50
Spinney, Art (G) Boston College 53, 50
Spruill, Jim (T) Rice 46, 48-49
Stewart, Ralph (C) Missouri-N.D. 20, 48
Stone, Bill (B) Bradley 82, 49-50
Sylvester, John (B) Temple 83, 48
Terrell, Ray (B) Mississippi 83, 47
Tillman, Alonzo (C) Oklahoma 22, 49
Tittle, Y.A. (QB) LSU 63, 48-50
Trebotich, Ivan (B) St. Mary's 77, 47
Vacanti, Sam (B) Nebraska 67/69, 48-49
Vardian, John (B) Ft. Pierce 87, 47-48
Wedemeyer, Herman (B) St. Mary's 87, 49
Williams, Joel (C) Texas 22, 50
Williams, Windell (E) Rice 53, 48
Wright, John (B) Maryland 71, 47
Yokas, Frank (G) Great Lakes NTS 30, 47
Zalejski, Ernie (B) Notre Dame 89, 50
Zorich, George (G) Northwestern 33, 47

ALL-TIME JERSEY NUMBERS

Based on players with game participation or included on active game-day rosters. De-activated or inactive gameday players are included. Asterisk (*) denotes pre-1953 Colts

1 Matt Bryant, Pat McAfee, Dan Miller (3)

2 Raul Allegre, Tim Brown, Josh Johnson, Toni Linhart, Boris Shlapak, Gino Torretta (6)

3 Mike Cofer, Joe Hamilton, Rohn Stark, Matt Stover, Ryan Lindley (5)

4 Dean Biasucci, Mike Bragg, Jim Harbaugh, Adam Vinatieri, Steve Walsh (5)

5 Dean Biasucci, Travis Brown, Kerry Collins, Craig Colquitt, Josh Freeman, Blair Kiel, Steve Mike-Mayer, Drew Stanton (8)

6 Jose Cortez, Steve Jordan, Dan Orlovsky, Charlie Whitehurst (4)

7 Craig Erickson, Martin Gramatica, Rusty Hilger, Gary Hogeboom, Brock Huard, Danny Kight, Bert Jones, Don Majkowski, Stephen Morris, Curtis Painter, Tom Tupa (11)

8 Shane Andrus, Chandler Harnish, Matt Hasselbeck, Mark Reed, Roderick Robinson, Sean Salisbury (6)

9 Jason Baker, Kerry Brady, Mike Garrett, Mark Herrmann, Bill Ransdell (5)

10 Doug Brien, Wendell Davis, Bucky Dilts, Martin Gramatica, David Humm, George Hunt, Kaipo McGuire, Donte Moncrief, Doug Nussmeier, Nathan Palmer, Courtney Roby, Art Schlichter, Taj Smith, Mark Stock, Jack Trudeau, Terrence Wilkins (16)

11 Donnie Avery, Quan Bray, JaJuan Dawson, Bob Gagliano, Jeff George, Anthony Gonzalez, David Humm, Paul Justin, Greg Landry, Josh Lenz, Ed Luther, Kaipo McGuire, Jack Mildren, Ricky Proehl, Mike Quinn, Cory Sauter (16)

12 Kerwin Bell, Quan Cosby, Joe Ferguson, Jerry Golsteyn, Jim Harbaugh, Rusty Hilger, Desmond Kitchings, Matt Kofler, Andrew Luck, Jim Sorgi, Don Strock, Jim Bob Taylor, Bill Troup, Ricky Turner, Mike Vanderjagt (15)

13 T.Y. Hilton, Kelly Holcomb, Sean Salisbury, Mike Vanderjagt (4)

14 Jess Atkinson, Cary Blanchard, Ed Brown, Marty Domres, Sam Giguere, Billy Joe Hobert, Lamar McHan, Hakeem Nicks, Terry Nugent, Tom Ramsey, George Shaw, Jay Venuto (12)

15 LaVon Brazill, Gary Cuozzo, Chris Doering, Phillip Dorsett, Jerry Golsteyn, Adam Herzing, Isaac Jones, Mike Kirkland, Earl Morrall, Freddie Scott, Tony Simmons, Mark Stock, Craphonso Thorpe, Blair White (14)

16 Josh Cribbs, Joey Kent, Bobby Olive, Chad Plummer, Dave Rayner, Da'Rick Rodgers, Mark Rypien, Cory Sauter, Jim Ward, Drew Willy, Mike Wood (11)

17 Ray Brown, Chris Chandler, Austin Collie, Fred Enke, Chris Gardocki, Sam Havrilak, Lamar McHan, Hunter Smith, Griff Whalen (9)

Eugene Benhart, Ben Bronson, Cotton Davidson, Dick Flowers, Dick Horn, Nate Jacquet, Gary Kerkorian, Peyton Manning, Browning Nagle, Bobby Olive, Mike Pagel *RETIRED FOR PEYTON MANNING* (11)

Cotton Davidson, Jack DelBello, John Unitas *RETIRED FOR JOHN UNITAS* (3)

20 Albert Bentley, Jeff Burris, Darius Butler, Milt Davis, Autry Denson, Mike Doss, Jim Harness, Bob Harrison, John Hermann, Mike Holmes, Dante Hughes, Jerry Logan, Leon Neal, Ricky Porter, *Felto Prewitt, Dean Renfro, T.J. Rushing, *Ralph Stewart, George Taliaferro, Justin Tryon, Joe Walker, Jackie Wallace, Joe Washington (23)

21 Jalil Brown, Walter Bryan, Cotton Davidson, Vontae Davis, Art DeCarlo, Shaun Draughn, Walt Harris, John Holt, Tom Keane, Justin King, Brian Lattimore, Paul Miranda, Mustafah Muhammad, Dick Nyers, *Mike Phillips, George Radachowsky, Bob Sanders, Thomas Smith, Kevin Thomas, Aundra Thompson, Billy Vessels, Rick Volk, Lamont Warren, Will White, Kevin Williams, Teddy Williams (26)

*Herb Coleman, *Elbert Corley, *Don Nolander, *Alonzo Tillman, *Joel Williams, Buddy Young *RETIRED FOR BUDDY YOUNG* (6)

23 Kenny Daniel, Vontae Davis, Art DeCarlo, Keith Elias, Frank Gore, Leonard Humphries, Tim Jennings, Anthony Johnson, Terrance Johnson, Jack Maitland, Dedric Mathis, Don McCauley, Alvin Moore, James Mungro, Bruce Plummer, Loucheiz Purifoy, Carl Taseff, Al Afalava (18)

Larry Coutre, *Dick Handley, Lenny Moore, Dick Young *RETIRED FOR LENNY MOORE* (4)

25 Larry Asante, Robert Blackmon, Tom Bleick, Jalil Brown, John Call, Tony Carter, Michael Coe, Tom Curtis, Nesby Glasgow, Nick Harper, Alex Hawkins, Cornell Holloway, Ronald Humphrey, Ray Oldham, Jerraud Powers, Chris Rainey, Don Shula, Bob White (18)

26 Kim Anderson, Waine Bacon, Pat Ballage, Vick Ballard, Tony Blevins, Dewell Brewer, Rodregis Brooks, David Gibson, Alan Grant, Carlton Gray, Wendell Harris, Kelvin Hayden, Jermale Hines, Delano Howell, Dion Lewis, KeLenny Lyles, Dedric Mathis, Prince Miller, Ed Mioduszewski, Lydell Mitchell, Mewelde Moore, Preston Pearson, Shaun Prater, Mike Sommer, Craig Swoope, Morgan Trent, Royce Womble (27)

27 Lance Ball, Rico Clark, Preston Davis, Curtis Dickey, Hubert Ginn, Josh Gordy, Clif Groce, Winston Guy, Darryl Hemphill, Von Hutchins, Tim Jennings, Jacob Lacey, Tom Matte, David Macklin, Arnold Mickens, Henry Moore, R.C. Owens, Ray Perkins, Thomas Randolph, Howard Stevens, Keith Taylor, Terry Wright (22)

28 Idrees Bashir, Stevie Brown, Lee Davis, Marshall Faulk, Cleveland Franklin, Perry Griggs, Dwight Harrison, Marlin Jackson, *Joe Kodba, Mike Lush, *Len McCormick, Bo Metcalf, Chuckie Miller, *Bob Nelson, Jimmy Orr, Howard Satterwhite, Cotton Speyrer, Greg Toler, Ed Toner, Payton Williams, Tito Wooten, Tom Zbikowski (22)

29 Mike Adams, Joseph Addai, Don Alley, *Bill Baumgartner, Jason Belser, *Jim Castiglia, *Herb Coleman, Eric Dickerson, Jitter Fields, Ben Garry, Brian Herosian, Dwight Hicks, Robert Hughes, Joseph Jefferson, Marshall Johnson, Mark Kafentzis (16)

30 Larry Anderson, Melvin Carver, David Caldwll, Joe Cribbs, Clifton Dawson, DeDe Dorsey, Justin Forsett, Willie Franklin, *Bill Garrett, Ron Gardin, Lennox Gordon, Derwin Gray, Marshay Green, Alvin Haymond, John Huzvar, LaRon Landry, *Earl Murray, Doug Nettles, Hubert Oliver, Dominic Rhodes, D'Joun Smith, Shyrone Stith, Donald Strickland, Bake Turner, Abu Wilson, *Frank Yokas (26)

31 Michael Ball, *Dick Barwegan, Dick Bielski, Donald Brown, Jalil Brown, Kory Chapman, Leonard Coleman, Cliff Crosby, Zachary Dixon, Perry Lee Dunn, Mike Echols, Derrick Frazier, *Luke Higgins, Harry Hugasian, Jimmy Lesane, Robbie Martin, Dewey McDonald, Chuck McMillan, Buck McPhail, Mustafah Muhammad, Nelson Munsey, Billy Pricer, Keiwan Ratliff, Burrell Shields, Steve Stonebreaker, Dick Young (26)

32 Colt Anderson, *Sisto Averno, *Warren Beson, Ken Clark, Nate Craddock, Zack Crockett, Mike Curtis, Darren Evans, Mike Hart, *Luke Higgins, Edgerrin James, Joe Don Looney, Randy McMillan, Robert O'Neal, *Jack Simmons, Mark Smolinski, Cassius Vaughn (17)

33 Abdul-Karim al-Jabbar, Ashley Ambrose, Vick Ballard, Melvin Bullitt, *Ken Cooper, Curtis Dickey, *Ed Grain, Clif Groce, Randy Hall, Craig Heyward, Eddie Hinton, Bryant Jones, Tony Lorick, Dwight Lowery, Dominic Rhodes, *George Zorich (16)

34 Bob Baldwin, Ray Buchanan, Delone Carter, Terry Cole, Jeff Delaney, Jason Doering, *Ed King, Ron Lee, Leeland McElroy, Bruce Perkins, *Vic Marino, Monty Montgomery, Tom Nowatzke, Joe Perry, Trent Richardson, Josh Robinson, T.J. Rushing, George Wonsley (18)

35 Alan Ameche, Ran Carthon, Conrad Clarks, Rodney Culver, Akeem Davis, Ted Davis, Glenn Doughty, Jim Duncan, *Barry French, Ken Hamlin, Steven Hall, Joe Lefeged, J.W. Lockett, Dwayne O'Steen, Roosevelt Potts, Tate Randle, Keiwan Ratliff, Chad Simpson, Josh Thomas, Ricky Williams (20)

36 Don Anderson, John Andrews, John Baylor, Barry Brown, Norm Bulaich, Jim Finn, Don Hardeman, Daniel Herron, Deji Karim, Kenton Keith, Tom Lopienski, Chris McLemore, Bill Pellington, Dexter Reid, Chris Rucker, Zollie Toth, Damon Watts (17)

37 Ocie Austin, Chuck Banks, Chad Cota, Chris Goode, *George Groves, Brandon King, *Augie Lio, Anthony Madison, Mewelde Moore, Joe Orduna, Reggie Pinkney, Mike Richardson, *John Schweder, Zurlon Tipton, Eric Vance, Kerwynn Williams, Anthony Young (17)

38 Sergio Brown, Eugene Daniel, *Luke Higgins, John Huzvar, *Al Klug, Bill Olds, Mike Newton, Tyrone Poole, Dominic Rhodes, Gerome Sapp, Tyler Varga, Johnnie Wright (12)

39 Cornelius Brown, John Covington, Anthony Floyd, Brandon Foster, Hubert Ginn, Tay Glover-Wright, Stanley Havili, Victor Jackson, Richard Jones, Emmanuel McDaniel, Mike Prior, Paul Shields, Marvin Sims, Detron Smith, Newton Williams (15)

40 Pat Ballage, Bobby Boyd, Tom Kalmanir, Bruce Laird, Bob Leberman, Brian Leigeb, Jack Maitland, Ray McElroy, Sheldon Price, Wilson Schwenk, Jamie Silva, Eric Smedley, Jesse Thomas, John L. Williams, Trey Williams, Vaughn Williams, Terry Wright (17)

41 Antoine Bethea, Cory Bird, Jim Harness, *Al Klug, Tom Matte, Eric Patterson, John Simmons, Jack Simpson, Avatus Stone, Jesse Thomas (10)

42 Gordon Brown, Brannon Condren, Jason David, Jerome Felton, Clayton Geathers, Nick Graham, George Harold, Derrick Hatchett, Tommy James, Keith Lee, Corey Lynch, Ric Mathias, Tom Maxwell, Dave McCloughan, Lloyd Mumphord, Charlie Pittman, Roosevelt Potts, Detron Smith, Willie Tullis, Raymond Walls (20)

43 Brian Allen, Tashard Choice, Aaron Francisco, Matt Giordano, Scott Greene, Lonnie Hepburn, Vance Joseph, Ed Kovac, Harold Lewis, Lenny Lyles, Kevin McDougal, Frank Middleton, Anthony Parker, Jim Perryman, Tim Rudnick, Norm Thompson (16)

44 Gerald Allen, *Lee Artoe, Lyle Blackwood, Ahmad Bradshaw, Maurice Carthon, Dallas Clark, Owen Gill, *George Hekkers, Steve Henry, Chris Hetherington, Darick Holmes, Sid Justin, Rex Kern, Tim Manoa, Roland Moss, Wes Ours, Bert Rechichar, John Sample, *Al Sidorik, Ed Toner, Kendall Williams, Warren Williams (22)

45 James Burroughs, *Don Colo, Craig Curry, Carey Davis, L.G. Dupre, *Ed Grain, De'von Hall, Tim Hauck, Jerry Hill, Ivy Joe Hunter, Luke Lawton, Matt Overton, Mike Siani, Tommy Sims, Tony Stargell (15)

46 Kantroy Barber, Colin Cloherty, Leonard Dunlap, Dominique Jones, *Mike Kasap, Bryant Salter, *Jim Spruill, George Streeter, Spencer Thomas, Marco Tongue, Charles Washington, Jim Welch, Vince Workman (13)

47 Billy Austin, Tim Baylor, *Peter Berezny, Larry Braziel, Dextor Clinkscale, Leonard Coleman, Jerome Collins, Bob Felts, Gary Glick, Jermaine Hampton, *Jon Jenkins, Ryan Mahaffey, Jim Martin, Freddie Robinson, Gijon Robinson, John Sample, Weslye Saunders, Charlie Stukes, Ben Utecht (19)

48 Mark Bell, Bob Clemens, Larry Conjar, Donnie Dee, Roosevelt Leaks, *John Mellus, Dan Moore, Don Nottingham, Justin Snow (9)

49 Jason Burleson, Joe Dean Davenport, Najeh Davenport, *Art Donovan, Chris Gronkowski, Amarlo Herrera, Mike Jones, David Lee, Mike McCloskey, Pete Mitchell, *Steve Nemeth, Cliff Odom, *George Perpich, James Pruitt, *Al Sidorik, David Tate (16)

50 Elijah Alexander, Duane Bickett, Forrest Blue, Rocky Boiman, Bill Curry, Brad Ecklund, Grant Feasel, Joe Federspiel, Jerrell Freeman, Joe Harris, Larry Moore, Dan Neal, Buzz Nutter, Geoff Reece, Bill Saul, David Thornton, Philip Wheeler (17)

51 Pat Angerer, Trev Alberts, Chip Banks, Tony Bertuca, Jeff Brady, *Lamar Davis, Greg Favors, Gilbert Gardner, Phillip Glover, Bob Grant, Kevin Hancock, Ricky Jones, Bill Laskey, Sio Moore, Mike Morton, Henoc Muamba, Eric Naposki, Calvin O'Neal, Bob Ontko, Mike Ozdowski, Ron Rogers, *Paul Salata, Jordan Senn, Mike Strofolino, Ratcliff Thomas, Mike Varty, Scott Von der Ahe, Victor Worsley, Dave Yohn (29)

52 Greg Bracelin, Ricky Chatman, Buster Davis, A.J. Edds, Randy Edmunds, Cody Glenn, Lee Gross, Ramon Guzman, D'Qwell Jackson, *Ralph Jones, Mike Kaczmarek, Tom MacLeod, Steve Morrison, Dan Murray, Robbie Nichols, *Bob Nowaskey, Mike Peterson, Scott Radecic, George Radosevich, Brian Ratigan, Kelvin Sheppard, Ed Smith, Dick Szymanski, Keyon Whiteside (24)

53 Brandon Archer, Michael Barber, Tom Beutler, Sammie Burroughs, Paul Butcher, Chris Carter, Kavell Conner, Ray Donaldson, *Arthur Fletcher, Dennis Gaubatz, Steve Justice, *Elmer Madar, Butch Maples, Keith O'Neil, *Art Spinney, Marcus Washington, Stan White, *Windell Williams (18)

54 Phillip Armour, Bill Benjamin, Zac Diles, Tom Goode, Mario Harvey, Jeff Herrod, Fred Hoaglin, Andrew Jackson, *Bob Jensen, Freddy Keiaho, *Floyd Konetsky, *Bill Leonard, David Parry, *Oliver Poole, Butch Riley, Sanders Shiver, Donnel Thompson, Nate Tripplett, Stan White (19)

55 Jackie Burkett, Victor Butler, John Campbell, Quentin Coryatt, Dan Dickel, Johnathan Goddard, Sean Harris, Mario Harvey, Justin Hickman, Nate Irving, Barry Krauss, *John North, *Gil Meyer, Stu O'Dell, Shaun Phillips, Kendyll Pope, Ron Porter, Leo Sanford, Clint Session, Ernie Sims, Ratcliff Thomas (21)

56 Daniel Adongo, Tony Bennett, *Hal Crisler, Ed Grimsley, Tyjuan Hagler, Dwight Hollier, LaMonte Hunley, Brian Jones, Scott Lutrus, Vernon Maxwell, Ray May, Tupe Peko, Ryan Phillips, Spencer Reid, Danny Rhodes, Andre Royal, *Sig Sigurdson, Ed Simonini, *Joe Smith, Fredd Young (20)

57 Dave Ahrens, *Hub Bechtol, Kevin Bentley, Bertrand Berry, Jerry Brown, Brian Bulluck, Dylan Gandy, Dallas Hickman, Mike Humiston, Devon McDonald, Josh McNary, Ken Mendenhall, Adrian Moten, Jim Nelson, *Bob Oristaglio, Pat Snyder, Ronnie Washington, Phil Yeboah-Kodie (18)

58 Gary Brackett, Mark Cannon, Trent Cole, Cedric Figaro, Moise Fokou, Steve Hathaway, Steve Heimkreiter, June James, Jay Leeuwenburg, Orlando Lowry, Derrel Luce, Ed Mooney, Glen Redd, Glen Sanders, Andy Studebaker, Matt Vanderbeek, Steve Zabel (17)

59 Rufus Alexander, *Lamar Blount, Stan Cherry, Jim Cheyunski, *Gorham Getchell, Stephen Grant, Rob Holmberg, Ramon Humber, Matt Jaworski, Cam Johnson, Jason Johnson, Cato June, *Jim Landrigan, Kurt Larson, Orlando Lowry, *Jim Owens, Brad Saar, Andy Studebaker, Mike Woods (19)

60 Sisto Averno, Ron Baker, Mark Boggs, Jeff Charleston, Joe Iorio, Jason Johnson, Lance Louis, Dan McQuaid, Gary Padjen, Gene Pepper, George Preas, Jim Raiff, Dave Simonson, Bradley Sowell, Kurt Vollers, George Wright (16)

61 Don Bailey, Dick Barwegan, Josh Chapman, Wiley Feagin, Marsharne Graves, Trevor Hutton, Cornelius Johnson, Lou Kirouac, Dan Klecko, Tony McCoy, Rob Murphy, Jack Patera, Jeris Pendleton, Robert Pratt, Jamey Richard, Zeke Smith (16)

62 George Achica, Alex Agase, Brian Baldinger, Jeff Criswell, *Armand Cure, Khaled Holmes, Ken Huff, Ellis Johnson, Palmer Pyle, Glenn Ressler, A.Q. Shipley Don Thorp (12)

63 Mike Barnes, Brian Blados, Norman Davis, *John Galvin, Nat Hudson, Mark Kirchner, Steve Knight, Kirk Lowdermilk, Gerry Raymond, Jeff Saturday, A.Q. Shipley, Art Spinney, *Y.A. Tittle (13)

64 *George Blanda, Larry Chester, Rick DeMulling, *Frank Filchock, Bill Kirchiro, Trevor Matich, Marv Matuszak, Jamon Meredith, Garin Patrick, Kelcy Quarles, Samson Satele, Bo Schobel, *Wilson Schwenk, Ed Sharkey, John Shinners, Darin Shoulders, David Taylor, Fred Thurston, Ben Utt, Doug Widell, Sid Williams (21)

65 Thomas Austin, Jim Bailey, Joey Banes, Ellis Gardner, Frank Giannetti, Kellen Heard, Glenn Hyde, Bill Koman, Ron Kostelnik, Ryan Lilja, Eric Mahlum, Carl Mauck, Jack McClendon, Jim Merritts, Brandon Miller, Jimmy Moore, Steve Myhra, Joel Patten, Dave Pear, Bill Pellington, Patrick Venzke, Bill Windhauer (22)

66 Ernie Cheatham, Eugene Chung, Elmer Collett, Chris Conlin, Kyle DeVan, Trai Essex, Chris Foote, Clifton Geathers, Steve Hardin, Bill Lange, Greg Marshall, *Charles O'Rourke, Charley Robinson, *John Schweder, Don Shinnick, Ron Solt, Donald Thomas (17)

67 Roger Caron, *Ernie Case, Jim Colvin, Doug Eggers, Stan Eisenhooth, Dan Grimm, Lawrence Guy, Thomas Houchin, Lynn Larson, Jack Linn, Monte Lee, Jason Mathews, Andrew McDonald, T.Y. McGill, Dale Memmelaar, Tom Myslinski, Hans Olsen, Ron Plantz, Mike Tepper, Arland Thompson, Tony Ugoh, *Sam Vacanti, Bob Van Duyne, Will Wolford (24)

68 Willie Broughton, *Adrian Burk, Milt Carthens, Eric Foster, Jeff Hart, Josh Mallard, Dennis Nelson, Garin Patrick, John Ray, Tom Ricketts, Alex Sandusky, Jason Stewart, Martin Tevaseu, Pat Tomberlin, Casey Wiegmann (15)

69 Sid Abramowitz, Randy Dixon, Ben Gilbert, John Gill, Wade Griffin, Winston Justice, Jim Newton, Quinn Ojinnaka, Pete Pierson, Hugh Thornton, Matt Ulrich, Leo Wisniewski (12)

Art Donovan *RETIRED FOR ART DONOVAN* (1)

71 Jon Blackman, Kevin Call, *Spiro Dellerba, Ryan Diem, Denzelle Good, Xavier Nixon, Mike Ozdowski, Gery Palmer, Ted Peterson, Glenn Robinson, Dan Sullivan, Kipp Vickers, Henry Waechter, Jamie Wilson, *John Wright (15)

72 Karl Baldischwiler, Shane Bonham, Vincent Burns, Kevin Call, Fred Cook, Pat Cunningham, Byron Darby, Steve Durham, Mike Fultz, Jonotthan Harrison, Brandon Hicks, Corey Hilliard, Garry Howe, *Vito Kissell, Joe Lewis, Jeff Linkenbach, Jack Little, Larry Moore, Luke Owens, George Radosevich, Tim Ridder, Mark Vander Poel, Bob Vogel, Derek West (24)

73 Richard Amman, Sam Ball, *Hardy Brown, Joe Campanella, Cleveland Crosby, Ron Fernandes, Rusty Ganas, Ed George, Tom Gilburg, Joe Klecko, Steve Knight, Adam Meadows, *Bus Mertes, Zefross Moss, Seth Olsen, Kelcy Quarles, Jake Scott, Lebron Shields, Jamie Thomas, Steve Wright (20)

74 Sid Abramowitz, Bob Brotzki, Roger Caron, Anthony Castonzo, Tom Drougas, Chris Gambol, Joaquin Gonzalez, *Rex Grossman, Ken Jackson, Waverly Jackson, Charlie Johnson, Jason Mathews, Ken Novak, Dave Rowe, Bill Schultz, Steve Sciullo, Billy Ray Smith, Steve Williams, George Wright (19)

75 Troy Auzenne, Jim Colvin, Terry Crouch, Cecil Gray, Shawn Harper, Chris Hinton, Chuck Hinton, George Kunz, Gino Marchetti, Ron Mattes, Mike McGlynn, Jack Mewhort, Irv Pankey, James Parrish, Guy Reese, Joe Schmiesing, Mark Thomas, Michael Toudouze, Larry Tripplett, Mark Vander Poel, John Williams (21)

76 Sam Clancy, Joe Ehrmann, Dan Federkeil, Makoa Freitas, Marcus Jackson, *Harry Jagade, Don Joyce, Gene Lipscomb, Steve McKinney, Fred Miller, Jim Mills, Gerald Petersen, Joe Reitz, Jerome Sally, *Frank Sinkwich, *Jim Spavital, Tom Tabor, Jim Winkler (18)

*George Buksar, *Spiro Dellerba, Tom Finnen, *Lucien Gambino, Jim Parker, *Ivan Trebotich *RETIRED FOR JIM PARKER* (6)

78 *Ernie Blandin, *Leon Campbell, Gosder Cherilus, Dick Chorovich, John Diehl, John Dutton, Tim Foley, Tarik Glenn, Jon Hand, Tony Hills, Ray Krouse, Greg Murtha, Steve Parker, Mike Pollak, Simeon Rice, Bubba Smith, Don Thorp (17)

79 Justin Anderson, Harvey Armstrong, Jim Bailey, Raheem Brock, Andy Ekern, Steve Emtman, Tom Feamster, Greg Fields, Shawn Heffern, Todd Herremans, Bernard Holsey, Ben Ijalana, Greg Johnson, Tony Mandarich, Lindsey Mason, Lou Michaels, Bob Myers, Don Morrison, Bubba Paris, Sherman Plunkett, John Sinnot, Joe Staysniak, Randy Van Divier, Jim Winkler (24)

80 Devin Aromashodu, Aaron Bailey, Jack Bighead, Monte Brethauer, Bill Brooks, Steve Bryant, Ray Butler, Gail Cogdill, Aaron Cox, Joe Dean Davenport, Coby Fleener, *Aubrey Fowler, Ben Hartsock, Marshall Johnson, *Wayne Kingery, *Achille Maggioli, Mike McNeil, Andy Nelson, Ricky Nichols, Dick Nyers, Jim O'Brien, Jamie Petrowski, Ollie Smith, Terrence Wilkins (24)

81 Kris Adams, Charles Arbuckle, Hank Baskett, Pat Beach, Ordell Braase, Roger Carr, Brody Eldridge, Carlos Etheredge, Bryan Fletcher, Bernie Flowers, Darrius Heyward-Bey, Andre Johnson, Joe Jones, *Jake Leicht, Thomas McLemore, *Rudy Mobley, *Chet Mutryn, Billy Newsome, Marcus Pollard, Art Spinney, Dave Young (21)

Raymond Berry, Dan Edwards, *Billy Hillenbrand, *Billy Stone *RETIRED FOR RAYMOND BERRY* (4)

83 Dwayne Allen, Mack Alston, Bradford Banta, *Bob Cowan, Roy Hall, Greg Hawthorne, Ted Hendricks, Anthony Hill, Trevor Insley, Qadry Ismail, Don Joyce, Josh Keur, Greg LaFleur, Bob Langas, Ron Mayo, *Gino Mazzanti, Keli McGregor, Barney Poole, Tim Sherwin, Billy Ray Smith, Brandon Stokley, Andy Stynchula, *John Sylvester, *Ray Terrell, Don Thompson, Clarence Verdin, Mark Walczak (27)

84 Flipper Anderson, Shannon Baker, Tim Berra, Mark Boyer, Randy Burke, Jack Doyle, E.G. Green, Drew Haddad, Jessie Hester, Mark Jackson, Kelley Johnson, Tom Mitchell, Jim Mutscheller, Victor Oatis, *Bob Perina, Neal Petties, Brad Pyatt, *Ralph Ruthstrom, Scott Slutzker, Holden Smith, John Standeford, Jacob Tamme, Mark Walczak, Elmer Wingate, Jim Winkler (25)

85 *John Black, Matt Bouza, Ed Cooke, Ken Dilger, Mel Embree, Pierre Garcon, Roy Hilton, Darvell Huffmann, Tim Kearse, Jimmie Kennedy, Reggie Langhorne, Ron LaPointe, Dee Mackey, Aaron Moorehead, *Bob Pfohl, Bob Raba, David Reed, Andre Rison, Mike Roberg, Weslye Saunders, David Shula, Stacey Simmons, *Frank Spaniel, Floyd Turner, Clarence Weathers, Jermaine Wiggins (26)

86 Roy Banks, Deion Branch, Monte Brethauer, Justice Cunningham, *Bob Livingstone, Sammie Martin, Reese McCall, Eddie Miller, Kyle Miller, Stanley Morgan, Walter Murray, Jerome Pathon, James Pruitt, Tom Santi, Freddie Scott, Dave Sherer, Phil Smith, Brian Stablein, Erik Swoope, Reggie Thornton, Ben Utecht, Troy Walters, Oliver Williams, Butch Wilson, Dave Young (25)

87 Elmer Bailey, Mark Bellini, Matt Bouza, Wayne Capers, Raymond Chester, James Coley, Lloyd Colteryahn, Sean Dawkins, Lake Dawson, Brian DeRoo, Titus Dixon, *Byron Gillory, James Harbour, Roy Jefferson, Aubrey Linne, James Noble, Chad Plummer, Tracy Porter, *Herb Rich, Jerry Richardson, Willie Richardson, Eugene Riley, Andre Rison, Torrance Small, *John Vardian, Reggie Wayne, *Herman Wedemeyer (27)

88 John Andrews, John Brandes, Monte Brethauer, Kerry Cash, *Albin Collins, *Andy Dudish, Ken Gregory, Marvin Harrison, Bernard Henry, Keith Lester, John Mackey, Robbie Martin, *Lew Mayne, Stanley Morgan, John Mosier, Bob Mrosko, Herb Orvis, *Paul Page, Ricky Thompson, Floyd Turner (20)

*Everett Faunce, *Lucien Gambino, *Bob Kelly, Gino Marchetti, Elmer Wingate, *Ernie Zalejski *RETIRED FOR GINO MARCHETTI* (6)

90 Mel Agee, Jamaal Anderson, Mark Bell, Steve Emtman, John Haines, Ezra Johnson, Gary Don Johnson, Dan Klecko, Jim Krahl, Kendall Langford, Steve Martin, Sean McNanie, Daniel Muir, Gary Padjen, Montae Reagor, Cory Redding, Hosea Taylor, Mark Thomas, Jeff Zgonina (19)

91 Shane Curry, Anthony Green, Antony Jordan, Ricardo Mathews, Jonathan Newsome, Chukie Nwokorie, Roger Remo, Byron Smith, Josh Thomas (9)

92 Chad Bratzke, Mike Fultz, Marcus Howard, Jerry Hughes, James Hunter, Ed Johnson, Dan Klecko, Mike Labinjo, Jeff Leiding, Anthony McFarland, Steve Morrison, Carl Powell, Thomas Sims, Tony Walker, Bjoern Werner, Brad White, Daryl Wilkerson (17)

93 Lionel Barnes, Jason Chorak, Dwight Freeney, Ralph Jarvis, Freddie Joe Nunn, Cliff Odom, Harry Stanback, Erik Walden (8)

94 Gary Baldinger, Ervin Baldwin, Jeff Faulkner, Nate Hobgood-Chittick, Montori Hughes, Fletcher Jenkins, Curtis Johnson, Scott Kellar, Zach Kerr, Tony McCoy, Rob Morris, Drake Nevis, Marquise Thomas, Scott Virkus (14)

95 Ernie Barnes, Mitchell Benson, Travis Davis, Bob Hamm, Montori Hughes, Skip McClendon, Fili Moala, Earl Okine, David Pugh, Darrell Reid, Chris Scott, Mike Wells, Bernard Whittington (13)

96 Henry Anderson, Tyler Brayton, Josh Chapman, Steven Conley, Keyunta Dawson, Richard Dent, Bill Elko, Johnathan Goddard, Shawn King, Quintus McDonald, Willis Peguese, Dave Simmons, Don Thorp, Van Tuinei, Josh Williams, Trevor Wilmot, Blaise Winter (17)

97 Mario Addison, O'Brien Alston, Quentin Ballard, Cornelius Bennett, James Cannida, Antonio Dixon, Aubrayo Franklin, Art Jones, Frank Mattiace, Dan Muir, Christian Peter, Quinn Pitcock, Scott Radecic, Nick Rogers, Kendel Shello, Corey Simon, Jamaal Westerman, Keith Wright (18)

98 Johnie Cooks, Dan Footman, Robert Mathis, Tony Siragusa, Sam Sword (5)

99 Michael Brandon, Al Fontenot, Ricky Jean Francois, Antonio Johnson, Ed Johnson, Ryan LaCasse, Al Noga, Mike Pelton, LaJuan Ramsey, Brad Scioli, Lance Teichelman, Donnell Thompson, Jonathan Welsh, Billy Winn (14)

COLTS DRAFT HISTORY

COLTS FIRST ROUND DRAFT CHOICES

1953–Billy Vessels, HB, Oklahoma
1954–Cotton Davidson, QB, Baylor
1955–George Shaw, QB, Oregon (bonus)
Alan Ameche, FB, Wisconsin
1956–Lenny Moore, HB, Penn State
1957–Jim Parker, T, Ohio State
1958–Lenny Lyles, HB, Louisville
1959–Jackie Burkett, C-LB, Auburn
1960–Ron Mix, T, Southern Cal
1961–Tom Matte, HB, Ohio State
1962–Wendell Harris, HB, LSU
1963–Bob Vogel, T, Ohio State
1964–Marv Woodson, HB, Indiana
1965–Mike Curtis, FB-LB, Duke
1966–Sam Ball, T, Kentucky
1967–Bubba Smith, T, Michigan State
Jim Detwiler, HB, Michigan
1968–John Williams, G, Minnesota
1969–Eddie Hinton, FL, Oklahoma
1970–Norm Bulaich, RB, TCU
1971–Don McCauley, RB, N. Carolina
Leonard Dunlap, DB, N. Texas St.
1972–Tom Drougas, T, Oregon
1973–Bert Jones, QB, LSU
Joe Ehrmann, DT, Syracuse
1974–John Dutton, DE, Nebraska
Roger Carr, WR, Louisiana Tech
1975–Ken Huff, G, North Carolina
1976–Ken Novak, DT, Purdue
1977–Randy Burke, WR, Kentucky
1978–Reese McCall, TE, Auburn
1979–Barry Krauss, LB, Alabama
1980–Curtis Dickey, RB, Texas A&M
Derrick Hatchett, DB, Texas
1981–Randy McMillan, RB, Pittsburgh
Donnell Thompson, DE, N. Carolina
1982–Johnie Cooks, LB, Mississippi St.
Art Schlichter, QB, Ohio State
1983–John Elway, QB, Stanford
1984–Leonard Coleman, CB, Vanderbilt
Ron Solt, OG, Maryland
1985–Duane Bickett, LB, Southern Cal
1986–Jon Hand, DE, Alabama
1987–Cornelius Bennett, LB, Alabama
1988–No Selection
1989–Andre Rison, WR, Michigan State
1990–Jeff George, QB, Illinois
1991–No Selection
1992–Steve Emtman, DT, Washington
Quentin Coryatt, LB, Texas A&M
1993–Sean Dawkins, WR, California
1994–Marshall Faulk, RB, San Diego St.
Trev Alberts, LB, Nebraska
1995–Ellis Johnson, DE/T, Florida
1996–Marvin Harrison, WR, Syrcause
1997–Tarik Glenn, OT, California
1998–Peyton Manning, QB, Tennessee
1999–Edgerrin James, RB, Miami
2000–Rob Morris, LB, Brigham Young
2001–Reggie Wayne, WR, Miami
2002–Dwight Freeney, DE, Syracuse
2003–Dallas Clark, TE, Iowa
2004–No Selection
2005–Marlin Jackson, DB, Michigan
2006–Joseph Addai, RB, LSU
2007–Anthony Gonzalez, WR, Ohio State
2008–No Selection
2009–Donald Brown, RB, Connecticut
2010–Jerry Hughes, DE, Texas Christian
2011–Anthony Castonzo, OT,
Boston College
2012–Andrew Luck, QB, Stanford
2013–Bjoern Werner, OLB, Florida State
2014–No Selection
2015–Phillip Dorsett, WR, Miami
2016–Ryan Kelly, C, Alabama

COLTS DRAFT SELECTIONS BY YEAR

1947

SPECIAL - Arnold Tucker, B, West Point;
Ernie Case, B, UCLA

REGULAR
1. Elmer Madar, E, Michigan
2. Hubert Bechtol, E, Texas
3. Tommy Mont, B, Maryland
4. Weldon Humble, G, Rice
5. Russ Deal, T, Indiana
6. Don Malmberg, T, UCLA
7. Vic Schwall, B, Northwestern
8. Howard Turner, B, North Carolina State
9. Franklin Hubbell, E, Tennessee
10. Gaston Burgeois, G, Tulane
11. James Brieske, C, Michigan
12. Rudy Mobley, B, Hardin.Simmons
13. Gerald Doherty, B, Delaware
14. Bill Baumgartner, E, Minnesota
15. Jim Kekeris, T, Missouri

SUPPLEMENTARY
16. John North, E, Vanderbilt
17. Jim Canady, B, Texas
18. Howie Brown, G, Indiana
19. John Sims, B, Tulane
20. Bert Vander Clute, G, Wesleyan
21. Tony Stalloni, T, Delaware
22. Jean Lamoure, G, Fresno State
23. Leo Daniels, B, Texas A&M
24. M. "Tex" Reilly, B, Colorado
25. Jim Landrigan, T, Holy Cross

1948

1. Bobby Layne, B, Texas
2. William Garrett, T, Mississippi State
3. Earl Cook, G, SMU
4. Dan Sandifer, B, LSU
5. Joe Smith, E, Texas Tech
6. Gene Ruszkowski, T, Ohio U.
7. Jim Batchelor, B, East Texas State
8. Rex Olson, B, Brigham Young
9. Aubrey Fowler, B, Arkansas
10. Jack Fitch, B, North Carolina
11. Don Ettinger, T, Kansas
12. Paul Redfield, T, Colgate
13. Stan Magdziak, B, William & Mary
14. Dick Deranek, B, Indiana
15. Robert Norman, B, Washington & Lee
16. Charles Working, B, Washington & Lee
17. George Sparter, C, North Carolina
18. Rollin Prather, E, Kansas State
19. Norman Mosely, B, Alabama
20. Carmen Ragonese, B, New Hampshire
21. Bob Walker, B, Colorado Mines
22. Ray Borneman, B, Texas
23. Pete Tillman, C, Oklahoma
24. Robert Pfohl, B, Purdue
25. Lou Levanti, C, Illinois
26. Sam Zatkoff, E, Illinois
27. Harry Jagade, B, Indiana
28. Ben Bendrick, B, Wisconsin
29. Rex Grossman, B, Indiana
30. Dick Reinking, E, SMU

1949

***SECRET** - Richard Harris, T, Texas
Levi Jackson, B, Yale

REGULAR
1. George Sims, B, Baylor
2. Bob Gage, B, Clemson
3. No Choice
4. Ralph Kohl, T, Michigan
5. Wallace Jones, E, Kentucky
6. Frank Pattee, B, Kansas
7. Fred Folger, B, Duke
8. Bob Prymuski, T, Illinois
9. Everett Faunce, B, Minnesota
10. Kale Alexander, T, South Carolina
11. Paul Page, B, SMU
12. James Owens, E, Oklahoma
13. Warren Beson, C, Minnesota
14. David Moon, B, SMU
15. Jon Jenkins, T, Dartmouth
16. John O'Quinn, E, Wake Forest
17. John Clyde Geary, T, Conn. Wesleyan
18. Albert Sanders, T, Miss. Southern
19. Guy Sundheim, C, Northwestern
20. Mernie Lazier, B, Illinois
21. Harry Larche, T, Arkansas State
22. No Choice
23. No Choice
24. No Choice
25. Joe Grothus, G, Iowa
26. Byron Gillory, B, Texas
27. Bob Cox, E, North Carolina
28. Bob DeMoss, B, Purdue
29. George Pryor, B, Wake Forest

1950

1. Adrian Burk, QB, Baylor
2. Leon Campbell, B, Arkansas
3. Don Colo, T, Brown
4. Earl Murray, G, Purdue
5. Jack Halliday, G, SMU
6. Herb Rich, B, Vanderbilt
7. Art Bok, B, Dayton
8. Dick Harris, C, Texas
9. Bill Bass, B, Arkansas
10. Errol Fry, G, Texas
11. Joe Romanosky, T, St. Bonaventure
12. Bill Dey, B, Dartmouth
13. Ray Stone, E, Texas
14. Mitch Smiarowski, C, St. Bonaventure
15. Art Spinney, E, Boston College
16. Dave Fisher, B, SW Louisiana
17. Ralph Murphy, G, Rice
18. Charley Schoolmaster, C, Western Mich
19. Bill Waddail, B, Auburn
20. Sheldon Dunlap, G, Cincinnati
21. Tom Phillips, B, Baldwin Wallace
22. Chip Armstrong, C, Occidental
23. Harry Wettlauter, E, Pennsylvania
24. Bill Petroski, T, Holy Cross
25. Jim Pepper, G, Syracuse
26. Gino Mazzanti, B, Arkansas
27. Mitford Johnson, B, Baylor
28. John Adcock, T, Auburn
29. Bob Graham, B, Pennsylvania
30. Tom Blake, G, Cincinnati (NY Bulldogs)

ALLOCATION

Chet Mutryn, B, Buffalo Bills
Bob Livingstone, B, Buffalo Bills
Albin Collins, E, Chicago Rockets
Art Donovan, DT, Buffalo Bills

1953 (Pos: 1st)

1. Billy Vessels, HB, Oklahoma
2. Bernie Flowers, E, Purdue
3. Buck McPhail, FB, Oklahoma
4. Tom Catlin, C, Oklahoma
5. Jack Little, T, Texas A&M
6. Jim Sears, HB, USC
7. Bill Athey, G, Baylor
8. Jim Prewett, T, Tulsa
9. Bob Blair, TE, TCU
10. John Cole, HB, Arkansas
11. Gene Rossi, HB, Cincinnati
12. Kaye Vaughn, G, Tulsa
13. Bobby Moorhead, HB, Georgia Tech
14. Frank Continetti, G, George Wash.
15. Buddy Sutton, HB, Arkansas
16. Jim Currin, E, Dayton
17. George Rambour, T, Dartmouth
18. LeRoy Labat, HB, LSU
19. Bill Powell, HB, California
20. Pete Russo, T, Indiana
21. Frank Kirby, T, Bucknell
22. Merlin Gish, C, Kansas
23. Mike Houseplan, G, Tulane
24. Monte Brethauer, E, Oregon
25. Joe Szombathy, E, Syracuse
26. Scott Prescott, C, Minnesota
27. Ray Graves, HB, Texas A&M
28. Joe Sabol, HB, UCLA
29. Jack Alessandrini, G, Notre Dame
30. Tom Roche, T, Northwestern



Billy Vessels was the first draft selection of the Baltimore Colts in 1953.

1954 (Pos: 4th)

1. Cotton Davidson, QB, Baylor (4)
2. Larry Grigg, B, Oklahoma (15)
3. James Kincaid, B, South Carolina (28)
4. Thomas Allman, B, West Virginia (39)
5. Don Ellis, B, Texas A&M (52)
6. To Cleveland for C-Tom Cosgrove
7. Glenn Turner, B, Georgia Tech (76)
8. Dennis McCotter, G, Detroit U (87)
9. Robert Adams, G, Shippensburg St. (100)
10. Robert Schoonmaker, B, Missouri (111)
11. Robert Leberman, B, Syracuse (124)
12. Donald Chelf, T, Iowa (135)
13. Chuck McMillan, B, John Carroll (148)
14. Ordell Braase, T, S. Dakota State (159)
15. Joseph D'Agostino, G, Florida (172)
16. Alex Sandusky, C, Clarion St. Tchrs. (183)
17. Thomas Adkins, C, Kentucky (196)
18. Richard Shinaut, B, Texas Western (207)
19. Charles Wenzlau, C, Miami (Oh.) (220)
20. Raymond Berry, E, SMU (231)
21. Robert Lade, G, Nebraska St. Tchrs. (244)
22. Robert Meyer, T, Ohio State (255)
23. Leon Hardeman, B, Georgia Tech (268)
24. Donald Kerlin, B, Concordia (279)
25. Pepper Rodgers, B, Georgia Tech (292)
26. Jesus Esparza, T, N. Mexico A&M (303)
27. William Sennett, C, Georgia Tech (316)
28. Raymond Ecstrom, C, Westminster (327)
29. Claude Taliaferro, B, Illinois (340)
30. Patrick Abbruzzi, B, Rhode Island (351)

1955 (Pos: 2nd)

Bonus Pick - George Shaw, QB, Oregon
1. Alan Ameche, B, Wisconsin (2)
2. Richard Szymanski, C, Notre Dame (15)
3. L.G. Dupre, B, Baylor (26)
4A. Tom Feamster, E, Florida State (39)
4B. Jack Patera, G, Oregon (43)
(Choice from New York)
5. George Preas, G, VPI (50)
6. Leo Lewis, B, Lincoln U. (Mo.) (63)
7. Frank McDonald, C, Miami (Fla.) (74)
8. Dale Meinert, G, Oklahoma A&M (87)
9A. Walter Bryan, B, Texas Tech (98)
9B. William Evans, G, Miami (Ohio) (103)
(Choice from New York)
10. Jesse Arnelle, E, Penn State (111)
11. Emil Radik, B, Omaha (122)
12. Dick Chorovich, T, Miami (Ohio) (135)
13. Pat Abbruzzi, B, Rhode Island (146)
14. John Lee, B, Georgia Tech (159)
15. Gerald Peterson, T, Texas (170)
16. Dick Laswell, T, TCU (183)
17. Wesley Clark, T, Miss. Southern (194)
18. Charles Shepard, B, N. Texas St. (207)
19. James Cobb, T, Abilene Christian (218)
20. Charles Cianciola, C, Lawrence Col. (231)
21. Nick Manych, C, Mich. St. Normal (242)
22. Jerry Welch, B, S. Dakota State (255)
23. Dick McNamara, B, Minnesota (266)
24. Alex Esquivel, B, Mex. City Col. (279)
25. Richard Grann, T, Rhode Island (290)
26. Marion Minker, T, Bucknell (303)
27. James Locke, T, VPI (314)
28. Robert Myers, T, Ohio State (327)
29. Bill Waters, T, Austin College (338)

1956 (Pos: 8th)

1. Lenny Moore, HB, Penn State (8)
2. Dick Donlin, E, Hamline (20)
3. Bob Pascal, HB, Duke (32)
4. B.C. Inabinet, T, Clemson (42)
5. Herb Gray, E, Texas (54)
6. Don Schmidt, HB, Texas Tech (66)
7. Bill Waters, T, Austin (78)
8. Bill Koman, G, North Carolina (90)
9. John Lewis, E, Michigan State (102)
10. Gene Scott, HB, Centre (114)
11. Dennis Shaw, E, North Texas St. (126)
12. Steve Myhra, G, North Dakota (138)
13. Jack Hill, HB, Utah State (150)
14. Ted Schwanger, HB, Tenn. Poly (162)
15. John Polzer, LB, Virginia (174)
16. Gene Hendrix, HB, Drake (186)
17. Bill Danenhauer, E, Emporia (198)
18. Earl Looman, G, Stetson (210)
19. Bob Fyvie, T, Lafayette (222)
20. Bob Hill, FB, Jackson (234)
21. Jim Harness, HB, Mississippi State (246)
22. Pat Del Vicaro, G, Miss. Southern (258)
23. Al Stephenson, T, Idaho State (270)
24. Bobby Fox, HB, East Texas State (282)
25. Bradley Mills, HB, Kentucky (294)
26. Jim Lohr, G, Southeastern Missouri (306)
27. Herb Hartwell, HB, Virginia (318)
28. John Shearer, QB, Shepherd (330)
29. Jim Rusher, E, Kansas State (342)
30. Terry Sweeney, HB, M. Tenn. State (353)

1957 (Pos: 7th)

1. Jim Parker, T, Ohio State (7)
2. Don Shinnick, LB, UCLA (19)

3. Luke Owens, T, Kent State (31)
4. Jackie Simpson, HB, Florida (43)
5. Ron Underwood, HB, Arkansas (53)
6. Bill Pricer, FB, Oklahoma (64)
7. Reuben Saage, HB, Baylor (78)
8. Jack Harmon, HB, E. Oregon State (89)
9. Robert White, T, Otterbein (100)
10. Joe Grisham, E, Austin Peay (114)
11. Andy Nelson, QB, Memphis State (125)
12. Don Simonic, T, Tennessee Poly (136)
13. John Call, HB, Colgate (150)
14. Joe Guido, HB, Youngstown (161)
15. Hall Whitley, C, Texas A&I (172)
16A. Joe Cannavino, HB, Ohio State (184)
(From Pitt. for RB-Charles Shepard)
16B. Ed Prelock, T, Kansas (186)
17. Dan Wisniewski, G, Pittsburgh (197)
18. Jim Villa, HB, Allegheny (208)
19. Charles Froehle, T, St. John's Minn. (222)
20. Walt Livingston, HB, Heidelberg (233)
21. Owen Mulholland, HB, Houston (244)
22. Chet Van Atta, LB, Kansas (258)
23. Connie Baird, E, Hardin-Simmons (269)
24. Harwood Hoeft, E, S. Dakota State (280)
25. Harlon Geach, T, College of Idaho (294)
26. Joe Unitas, T, Louisville (305)
27. Len DeMalon, LB, St. Vincent's (Pa.) (316)
28. Walt Schneiter, T, Colorado (330)
29. Bob Rasmussen, G, Minnesota (341)
30. Bob Bailey, E, Thiel (352)

1958 (Pos: 10th)

1. Leonard Lyles, HB, Louisville (10)
2. Bob Stransky, HB, Colorado (23)
3. Joe Nicely, G, West Virginia (34)
4. Les Walters, E, Penn State (47)
5A. Raymond Brown, QB-HB, Mississippi (49)
(From Chi. Card. for DT-Tom Finnin)
5B. To New York for RB-Henry Moore (57)
6. Bob Taylor, E, Vanderbilt (68)
7A. John Sample, HB, Maryland State (78)
(From Pittsburgh for B-Dick Young)
7B. John Diehl, T, Virginia (81)
8. Floyd Peters, G, San Francisco State (92)
9. Harold Bullard, FB, Lenoir-Rhyne (105)
10. Ray Schamber, HB, South Dakota (116)
11. Bobby Jordan, HB, VMI (129)
12. Tommy Addison, T, South Carolina (140)
13. Jerry Richardson, E, Wofford (153)
14. Ken Hall, HB-FB, Texas A&M (164)
15. Les Carney, HB, Ohio (177)
16. Arch Matsos, G-LB, Michigan State (188)
17. James Reese, QB, Minnesota (201)
18. Dave Lloyd, C, Georgia (212)
19. Tim Murnen, G, Bowling Green (225)
20. Tom Forrestal, QB, Navy (236)
21. Jim Faulk, HB, Texas Christian (249)
22. Bob McKee, E, Monmouth (260)
23. Phil Parslow, HB, UCLA (273)
24. Bobby Sandlin, HB, Tennessee (284)
25. Jim Roundtree, HB, Florida (297)
26. Bob Grimes, G, Central Michigan (308)
27. George Dintiman, HB, Lock Haven (321)
28. Jim Murphy, T, East Tennessee State (332)
29. Doug Padgett, E, Duke (345)
30. Gary Lund, G, Utah State (356)

1959 (Pos: 12th)

1. Jackie Burkett, C, LB, Auburn (12)
2. Dave Sherer, E, SMU (24)
3. To Detroit for DE-Ray Krouse (36)
4. Zeke Smith, G-LB, Auburn (48)
5. Hanson Churchwell, G-LB, Mississippi (60)
6. Palmer Pyle, T, Michigan State (72)
7. Harold Lewis, HB, Houston (84)
8. Tom Coffey, HB, West Texas State (96)
9. Tom Brown, G, Minnesota (108)
10. Don Stewart, E, SMU (120)
11. Tom Stephens, HB, Syracuse (132)
12. Richard Wood, QB, Auburn (144)
13. Rudy Smith, G-T, Mississippi (156)
14. Ferdie Burket, HB, SE Oklahoma (168)
15. Ted Foret, T, Auburn (180)
16. Morris Keller, T, Clemson (192)
17. Leroy Bergan, T, South Dakota State (204)
18. Opie Bandy, E-LB, Tulsa (216)
19. Milton Crain, C-LB, Mississippi (228)
20. Paul Balonick, C-LB, NC State (240)
21. John Herrnstein, FB, Michigan (252)
22. Lonny Leatherman, T, TCU (264)
23. Bob Davis, HB, Houston (276)
24. Bob Novogratz, G-LB, Army (288)
25. Ed Kieffer, HB, Syracuse (300)
26. Rene Lorio, HB, Mississippi Southern (312)
27. Thurman Terry, T, Rice University (324)
28. Fred Long, FB, Iowa (336)
29. Perry McGriff, E, Florida (348)
30. Blair Weese, FB, West Virginia Tech (360)

1960 (Pos: 10th)

1. Ron Mix, T, USC (10)
2A. Don Floyd, T, TCU (23)
2B. Marvin Terrell, G, Mississippi (24)
(From New York for QB-George Shaw)
3. Jim Welch, HB, SMU (34)
4. Gerhard Schwedes, HB, Syracuse (47)
5. Marvin Lasater, HB, TCU (58)
6. Al Bansavage, G, USC (71)
7. Jerry Beabout, T, Purdue (82)
8. Jim Colvin, T, Houston (95)
9A. Bob Hall, T, Kent State (103)
9B. Don Perkins, HB, New Mexico (106)
(From Philadelphia for B-Jimmy Carr)
10A. Ernest Barnes, C, N. Carolina Col. (112)
10B. Bobby Boyd, QB, Oklahoma (119)
(From Wash. for G-Hanson Churchwell)
11. Bob Wehking, C, Florida (130)
12. Bill Bucek, HB, Rice (143)
13. Jim Nemeth, C, South Carolina (154)
14. Dale Johannsen, T, Augustana Col. (167)
15. Larry Grantham, E, Mississippi (178)
16. George Boynton, HB, E. Texas State (191)
17. Jim Beaver, T, Florida (202)
18. Dan Sheehan, T, Chattanooga (215)
19. Bill Carpenter, E, Army (226)
20. Bob Hogue, T, Shepherd (239)

1961 (Pos: 7th)

1A. Tom Matte, HB, Ohio State
1B. To San Francisco for E-Dee Mackey
2. Tom Gilburg, T, Syracuse
3. Jerry Hill, HB, Wyoming
4. Ken Gregory, E, Whittier
5A. Ron Osborne, T, Clemson
5B. Ed Dyas, FB, Auburn
(From Pittsburgh for DB-Bert Rechichar)
6. Don Kern, HB, VMI
7. Ike Grimsley, HB, MIchigan State
8. Paul Terhes, QB, Bucknell
9. Pete Nicklas, T, Baylor
10. Bob Clemens, HB, Pitt
11. Ralph White, T, Bowling Green
12. Dick Reynolds, T, North Carolina State
13. Dallas Garber, FB, Marietta
14. Bob Hunt, T, SMU
15. E.A. Sims, E, New Mexico State
16. Tom Weisner, FB, Wisconsin
17. Steve Jastrzembski, E, Pittsburgh
18. Wilson Allison, T, Baylor
19. Joe Novsek, T, Tulsa
20. Al Kimbrough, HB, Northwestern

Tom Matte was the Colts first pick in the 1961 draft.

1962 (Pos: 9th)

1. Wendell Harris, HB, Louisiana State
2. Bill Saul, LB, Penn State
3. Dan Sullivan, T, Boston College
4. Jim Dillard, HB, Oklahoma State
5A. To Green Bay for QB-Lamar McHan
5B. Jerry Croft, G, Bowling Green
(Choice from Pittsburgh)
6. To Washington for DB-Gary Glick
7. Fred Miller, T, Louisiana State
8. Pete Brokaw, HB, Syracuse
9A. Roy Walker, FB, Purdue
(From Dallas for RB-Don Perkins)

9B. Walt Rappold, QB, Duke
10. Fred Moore, T, Memphis State
11. Scott Tyler, HB, Miami, Ohio
12. Bake Turner, HB, Texas Tech
13. Charles Holmes, FB, Maryland State
14. Stinson Jones, HB, VMI
15. Joe Monte, G, Furman
16. Ray Abruzzese, HB, Alabama
17. Bill Knocke, HB, Fresno State
18. Mel Rideout, QB, Richmond
19. Fred Gillett, HB, Los Angeles State
20. Herm McKee, HB, Washington State

1963 (Pos: 5th)

1. Bob Vogel, T, Ohio State
2A. John Mackey, E-HB, Syracuse
2B. Butch Wilson, FB, Alabama (From Pittsburgh for DB-John Sample)
3. To St. Louis for E-Dick Bielski
4A. Jerry Logan, HB, West Texas State
4B. Harlow Fullwood, T, Virginia Union (From Chicago for DB-Pete Manning)
5. Bill Ventura, E, Richmond
6. Jerry Cook, HB, Texas
7. Willie Richardson, E, Jackson State
8. Dave Hayes, FB, Penn State
9. Don Trull, QB, Baylor
10. Bill Siekierski, G, Missouri
11. Winston Hill, T, Texas Southern
12. Butch Maples, C, Baylor
13. Paul Watters, T, Miami (Ohio)
14. Neil Petties, E, San Diego State
15. Leon Mavity, HB, Colorado
16. Dick Quast, E, Memphis State
17. Kern Carson, HB, San Diego State
18. Luther Woodruff, T, North Carolina A&T
19. Steve Berzansky, FB, West Virginia
20. D.L. Hurd, E, San Francisco State

1964 (Pos: 8th)

1. Marv Woodson, HB, Indiana
2. Tony Lorick, HB, Arizona State
3. To Dallas for RB-J.W. Lockett
4. Ted Davis, LB, Georgia Tech
5. Ed Lothamer, T, Michigan State
6. Jim Mazurek, T, Syracuse
7. Ken Sugarman, T, Whitworth
8. John Williamson, LB, Louisiana Tech
9. Vince Turner, HB, Missouri
10. To Detroit for K-Jim Martin
11. John Paglio, T, Syracuse
12. Ken Graham, HB, Washington State
13. Charlie Parker, T, Southern Mississippi
14. John Case, E, Clemson
15. Larry Kramer, T, Nebraska
16. Roger Lopes, FB, Michigan State
17. Don Green, HB, Susquehanna
18. Alvin Haymond, HB, Southern U
19. Owen Dejanovich, T, ASU (Flagstaff)
20. John Butler, FB, San Diego State

1965 (Pos: 14th)

1. Mike Curtis, FB-LB, Duke

Mike Curtis was the team's first round choice in 1965.

2. Ralph Neely, T, Oklahoma
3A. To San Francisco for WR-Raymond Berry
3B. Glenn Ressler, G, Penn State (From Pittsburgh for HB-Marv Woodson, LB-Bill Saul)
4A. Dave Johnson, HB, San Jose State
4B. Martin Schottenheimer, LB, Pitt (From Washington for RB-J.W. Lockett)
5. John McGuire, E, Syracuse
6A. Al Atkinson, T, Villanova
6B. Bob Felts, HB, Florida A&M (From New York for DB-Andy Nelson, WR-R.C. Owens)
7. John Kolocek, T, Corpus Christi
8. Roosevelt Davis, T, Tennessee A&I
9. Tom Bleick, HB, Georgia Tech
10. George Harold, HB, Allen U
11. Lamar Richardson, E, Fisk U
12. Ted Radosovich, G, Cincinnati
13. Bruce Airheart, HB, North Dakota State
14. Jerry Fishman, LB, Maryland
15. Roy Hilton, E, Jackson State
16. Steve Tensi, QB, Florida State
17. Fred Reichardt, E, Wisconsin
18. Charley King, HB, Purdue
19. Barry Brown, E-LB, Florida
20A. George Haffner, QB, McNeese State
20B. Raymond Johnson, C, Prairie View (From Washington for K-Jim Martin)

1966 (Pos: 15th)

1. Sam Ball, T, Kentucky
2. Butch Allison, G, Missouri
3. Rick Kestner, E, Kentucky
4A. Rod Sherman, FL, Southern California (From Dallas for G/T-Ralph Neely)
4B. Hoyle Granger, FB, Mississippi State
5. Choice to Dallas
6. Stas Maliszewski, LB, Princeton
7A. Dave Ellis, T, North Carolina State (From San Francisco for DT-Dan La Rose)
7B. Ray Perkins, FL, Alabama
8A. Gerald Allen, HB, Omaha (From Minnesota for T-Larry Kramer)
8B. Jack White, QB, Penn State
9. Gerald Gross, HB, Auburn
10. Claude Brownlee, DE, Benedict
11. Eric Crabtree, HB, Pittsburgh
12. Jim Carter, G, Tennessee A&I
13. Bob Hadrick, E, Purdue
14. Jim Ward, QB, Gettysburg
15. Lee Garner, LB, Mississippi
16. Rod Stewart, E, Duke
17. Randy Matson, T, Texas A&M
18. Ed Toner, T, Massachusetts
19. Ken Duke, FB, Morgan State
20. Tom Carr, T, Morgan State

1967 (Pos: 20-18-19)

1A. Bubba Smith, DE, Michigan State (1) (From N.O. for QB-Gary Cuozzo, OL-Butch Allison & D17-67)
1B. Jim Detwiler, HB, Michigan (20)
2. Rick Volk, DB, Michigan (45)
3A. Norman Davis, G, Grambling (54) (From N.O. in QB-Gary Cuozzo trade)
3B. Leon Ward, LB, Oklahoma State (71)
4. Charles Stukes, DB, Maryland St. (100)
5. Ron Porter, LB, Idaho (126)
6A. Terry Southall, QB, Baylor (137) (From Atlanta for T-Lou Kirouac)
6B. To Atlanta for G-Dale Memmelaar
7. Bo Rein, FL, Ohio State (179)
8A. Lee Anderson, DT, Bishop (202) (From St. L. for LB-Mike Strofolino)
8B. Cornelius Johnson, T, Va. Union (204)
9. Ron Kirkland, HB, Nebraska (229)
10. Leigh Gilbert, FB, Northern Illinois (258)
11. Herman Reid, T, St. Augustine's (290)
12A. Preston Pearson, DB, Illinois (298) (From Pittsburgh for G-Jim Carter)
12B. J.B. Christian, G, Oklahoma State (307)
13. Marc Allen, DT, West Texas State (335)
14. Pat Conley, LB, Purdue (359)
15. Bob Wade, DB, Morgan State (385)
16. Don Alley, FL, Adams State (413)
17. To N.O. in QB-Gary Cuozzo trade

1968 (Pos: 23-24)

1. John Williams, T, Minnesota (23)
2. Bob Grant, LB, Wake Forest (50)
3. Rich O'Hara, E, Northern Arizona (78)
4. James Duncan, DB, Maryland St. (107)
5A. Paul Elzey, LB, Toledo (126) (From N.Y. for DT-Bob Lurtsema)
5B. To Cleveland for P-David Lee
6. Choice to Atlanta
7. Anthony Andrews, HB, Hamp. Inst. (188)
8. Tommy Davis, DT, Tennessee A&I (216)
9. Terry Cole, FB, Indiana (242)
10A. Ocie Austin, DB, Utah State (257) (From Wash. for RB-Gerald Allen)
10B. Ed Tomlin, FB, Hampton Inst. (270)
11. Bill Pickens, G, Houston (296)
12. James Jackson, DT, Jackson St. (324)
13. Howie Tennebar, G, Kent State (350)
14. Charles Mitchell, TE, Alabama St. (378)

15. Jeff Beaver, QB, North Carolina (404)
16. Walt Blackledge, FL, San Jose St. (432)
17. Ray Pederson, G, St. Coll. of Iowa (458)

1969 (Pos: 25th)

1. Ed Hinton, FL, Oklahoma (25)
2A. Ted Hendricks, LB, Miami (33)
(From N.O. for RB-Tony Lorick)
2B. Tom Maxwell, DB, Texas A&M (51)
3. Dennis Nelson, T, Illinois State (77)
4A. Jackie Stewart, FB, Texas Tech (87)
(From Wash. for RB-Gerald Allen)
4B. To Atlanta for G-Dan Grimm
5A. To Atlanta for G-Dan Grimm
5B. King Dunlap, DT, Tennessee A&I (129)
6. Bill Fortier, G, Louisiana State (154)
7A. Gary Fleming, LB, Stanford (163)
(From N.O. in QB-Gary Cuozzo trade)
7B. Roland Moss, RB, Toledo (181)
8. Sam Havrilak, DB, Bucknell (207)
9A. George Wright, DT, Sam Houston (210)
(From Atlanta for C-Phil Sobocinski)
9B. Larry Good, QB, Georgia Tech (232)
10. Marion Griffin, TE, Purdue (259)
11. Ken Delaney, T, Akron (285)
12. Butch Riley, LB, Texas A&I (310)
13. Carl Mauck, LB, Southern Illinois (337)
14. Dave Bartlett, LB, Colorado (363)
15. George Thompson, DB, Marquette (389)
16. Jim McMillan, FL, The Citadel (415)
17. Joe Cowan, FL, Johns Hopkins (441)

1970 (Pos: 18th)

1. Norm Bulaich, RB, TCU (18)
2. Jim Bailey, DT, Kansas (44)
3A. Jim O'Brien, K-WR, Cincinnati (70)
3B. Ara Person, TE, Morgan State (74)
(From Phil. for LB-Ron Porter)
4A. Steve Smear, DT, Penn State (95)
(From Wash. for LB-Dennis Gaubatz)
4B. To Green Bay for T-Ron Kostelnik
5. Billy Newsome, DE, Grambling (122)
6. Ron Gardin, FL, Arizona (148)
7. Gordon Slade, QB, Davidson (174)
8. Bob Bouley, T, Boston College (199)
9. Barney Harris, CB, Texas A&M (226)
10. Dick Palmer, LB, Kentucky (252)
11. George Edwards, RB, Fairmont St. (278)
12. Don Burrell, FL, Angelo State (304)
13. Dave Polak, LB, Bowling Green (330)
14. Tom Curtis, S, Michigan (356)
15. Philip Gary, DE, Kentucky State (382)
16. Jack Maitland, RB, Williams (408)
17. Alvin Pearman, RB, Colgate (434)

1971 (Pos: 26th)

1A. Don McCauley, RB, North Carolina (22)
(From Miami for Don Shula)
1B. Leonard Dunlap, DB, N. Texas St. (26)
2. Bill Atessis, DT, Texas (52)
3. Karl Douglas, QB, Texas A&I (78)
4. To Pittsburgh for WR-Roy Jefferson
5. John Andrews, TE, Indiana (130)
6. Ken Frith, DT, Northeast Louisiana (156)
7. Gordon Bowdell, WR, Mich. St. (182)
8. Willie Bogan, DB, Dartmouth (207)
9. Bill Burnett, RB, Arkansas (234)
10. Rex Kern, QB, Ohio State (260)
11. Dave Jones, LB, Baylor (286)
12A. Bob Wuensch, T, Texas (294)
(From Pitt. for RB-Preston Pearson, DB-Ocie Austin)
12B. Bill Triplett, WR, Michigan State (312)
13. Tom Neville, LB, Yale (338)
14. Mike Mikolayunas, RB, Davidson (364)
15. Mike Hogan, LB, Michigan State (390)
16. Rich Harrington, DB, Houston (416)
17. Don Nottingham, RB, Kent State (441)

1972 (Pos: 22nd)

1. Tom Drougas, T, Oregon (22)
2A. Jack Mildren, S, Oklahoma (46)
(From Oak. for DB-Tom Maxwell, D4 & D7-72)
2B. Glenn Doughty, WR, Michigan (47)
(From Wash. for LB-Bob Grant)
2C. Lydell Mitchell, RB, Penn State (48)
3. To Oakland for WR-Eldridge Dickey
4A. To Oak. for LB-Bill Laskey (104)
& D2-724B. Eric Allen, WR, Michigan State
(From S.D. for DT-George Wright)
5A. Don Croft, DT, Texas El Paso (115)
(From New England for DB-Ron Gardin)
5B. To New Orleans for G-John Shinners
6. Bruce Laird, S, American Intl. (152)
7A. John Sykes, RB, Morgan State (169)
(From Wash. for LB-Bob Grant)
7B. To Oak. for LB-Bill Laskey & D2-72
8A. Al Qualls, LB, Oklahoma (191)
(From S.D. for DT-George Wright)
8B. Van Brownson, QB, Nebraska (204)
9A. Gary Hambell, DT, Dayton (215)
(From G.B. for DT-Jim DeLisle)
9B. To Cleveland for LB-Tom Beutler
10. Dave Schilling, RB, Oregon State (256)
11. Fred DeBernardi, DE, Tex. El Paso (282)
12. Gary Theiler, TE, Tennessee (308)
13. Herb Washington, WR, Mich. St. (334)
14. John Morris, C, Missouri Valley (359)
15. Robin Parkhouse, LB, Alabama (386)
16. Gary Wichard, QB, C.W. Post (412)
17. Stan White, LB, Ohio State (438)

1973 (Pos: 10th)

1A. Bert Jones, QB, Louisiana State (2)
(From N.O. for DE-Billy Newsome & D4-73)

Bert Jones, the Colts first pick in the 1973 draft, spent nine seasons with the team (1973-1981).

1B. Joe Ehrmann, DT, Syracuse (10)
2. Mike Barnes, DE, Miami (35)
3A. Bill Olds, RB, Nebraska (61)
(From Houston for C-Bill Curry)
3B. Jamie Rotella, LB, Tennessee (62)
4A. Gery Palmer, T, Kansas (83)
(From Phil. for RB-Norm Bulaich)
4B. Ollie Smith, WR, Tennessee State (85)
(From S.D. for DB-Leonard Dunlap)
4C. To New Orleans for D1-73
5. David Taylor, G, Catawba (114)
6. To N.O. for G-John Shinners
7. To Denver for TE-John Mosier
8A. Ray Oldham, DB, Mid. Tennessee (189)
(From San Diego for RB-Tom Matte)
8B. Bill Windauer, G, Iowa (191)
9. To Wash. for WR-Cotton Speyrer & D1-73
10. To N.Y. Jets for DT-Chuck Hinton
11. Dan Neal, C, Kentucky (270)
12. Bernard Thomas, DE, W. Michigan (295)
13. Tom Pierantozzi, QB, West Chester (322)
14. Ed Williams, RB, West Virginia (347)
15. Jackie Brown, DB, South Carolina (374)
16. Marty Januszkiewicz, RB, Syracuse (399)
17. Guy Falkenhagen, T, N. Michigan (426)

1974 (Pos: 5th)

1A. John Dutton, DE, Nebraska (5)
1B. Roger Carr, WR, Louisiana Tech (24)
(From L.A. for OG-John Williams)
2A. Fred Cook, DE, Sou. Mississippi (32)
2B. Ed Shuttlesworth, RB, Michigan (37)
(From Phil. for RB-Norm Bulaich)
3A. Glenn Robinson, LB, Oklahoma St. (57)
3B. Robert Pratt, G, North Carolina (67)
(From Denver for LB-Ray May)
4. Tony Bell, DB, Bowling Green (84)
5A. To Detroit for LB-Ed Mooney
5B. Doug Nettles, DB, Vanderbilt (129)
(From Minn. for DB-Charlie Stukes)
6A. To Miami for RB-Hubert Ginn
6B. Danny Rhodes, LB, Arkansas (140)
(From N.E. for DB-Jack Mildren)

7A. Noah Jackson, G, Tampa (161)
7B. Dan Dickel, LB, Iowa (170)
(From Denver for LB-Bill Laskey)
7C. Freddie Scott, WR, Amherst (174)
(From Buffalo for TE-John Mosier)
8A. Greg Latta, TE, Morgan State (188)
8B. Paul Miles, RB, Bowling Green (198)
(From Denver for LB-Ray May)
9. To Wash. for WR-Cotton Speyrer & D1-73
10A. Bob Van Duyne, G, Idaho (240)
10B. Glenn Ellis, DT, Elon (257)
(From L.A. for DB-Jerry Logan)
11. Tim Rudnick, DB, Notre Dame (265)
12A. Dave Simonson, T, Minnesota (292)
12B. Bob Bobrowski, QB, Purdue (307)
(From Wash. for LB-Ed Mooney)
13. Randy Hall, DB, Idaho (317)
14. Ed Collins, WR, Rice (344)
15. Pat Kelly, LB, Richmond (369)
16. Dave Margavage, T, Kentucky (396)
17A. Tim Berra, WR, Massachusetts (421)
17B. Buzzy Lewis, DB, Florida State (436)
(From Wash. for OG-Cornelius Johnson)

1975 (Pos: 1st)

1A. To Atl. for OT-George Kunz & D1-75
1B. Ken Huff, G, North Carolina (3)
(From Atl. in OT-George Kunz trade)
2. To G.B. for LB-Tom MacLeod & D8-75
3A. Mike Washington, DB, Alabama (53)
3B. Dave Pear, DT, Washington (56)
(From Chi. for rights to TE-Greg Latta)
4A. Marshall Johnson, RB, Houston (80)
4B. Paul Linford, DT, Brigham Young (93)
(From N.Y. Jets for DT-Jim Bailey)
5. Roosevelt Leaks, RB Texas (105)
6A. To Atl. in OT-George Kunz trade
6B. Don Westbrook, WR, Nebraska (131)
(From N.Y. Giants for DE-Roy Hilton)
7A. Kim Jones, RB, Colorado State (157)
7B. Steve Joachim, QB, Temple (160)
(From Chi. for rights to TE-Greg Latta)
7C. Derrel Luce, LB, Baylor (168)
(From Chi. for rights to TE-Greg Latta)
8A. John Bushong, DE, W. Kentucky (184)
8B. Greg Denboer, TE, Michigan (187)
(From Denver for T-Tom Drougas)
8C. Mario Cage, RB, NW Louisiana (192)
(From G.B. in LB-Ted Hendricks trade)
9. Royce McKinney, DB, (209)
Kentucky St.
10. Phil Waganheim, P, Maryland (236)
11. Dave Hazel, WR, Ohio State (261)
12. Brad Storm, LB, Iowa State (288)
13. John Roman, G, Idaho State (313)
14. Mike Smith, C, SMU (339)
15. John Goodie, RB, Langston (365)
16A. Bill Malouf, WR-DB, Mississippi (392)
16B. Mike Evavold, DT, Macalester (399)
(From S.F. in conditional trade)
16C. Bob Smith, DB, Maryland (409)
(From Oak. for D13 & D17-76)
17A. David McKnight, LB, Georgia (416)
17B. Mike Bengard, DE, NW Iowa (426)
(From S.F. in conditional trade)
17C. Frank Russell, WR, Maryland (440)
(From Oak. for D13 & D17-76)

1976 (Pos: 20th)

1. Ken Novak, DT, Purdue (20)
2. To Pitt. for rights to T-Ed George
3A. Ed Simonini, LB, Texas A&M (81)
3B. Ron Lee, RB, West Virginia (90)
(From T.B. for DB-Mike Washington)
4. To Pitt. for rights to T-Ed George
5A. Sanders Shiver, LB, (134)
Car.-Newman
(From Chi. for rights to G-N. Jackson)
5B. Mike Kirkland, QB, Arkansas (143)
6. To Buffalo for LB-Jim Cheyunski
7. To Chicago for D7-75 & D5-76
8. Ricky Thompson, WR, Baylor (228)
9. Stu Levenick, T, Illinois (258)
10. Tim Baylor, DB, Morgan State (283)
11. Rick Gibney, DT, Georgia Tech (310)
12. Frank Stavroff, K, Indiana (339)
13. To Oakland for D16 & D17-75
14. Jeremiah Cummings, DE, (394)
Alb. (Ga.) St.
15. Gary Alexander, T, Clemson (424)
16A. Mike Fuhrman, TE, (449)
Memphis St. (From Wash. for WR-Cotton Speyrer)
16B. Steve Ludwig, C, Miami (Fla.) (451)
17. To Oakland for D16 & D17-75

1977 (Pos: 26th)

1. Randy Burke, WR, Kentucky (26)
2. Mike Ozdowski, DE, Virginia (53)
3. To St. Louis for DB-Norm Thompson
4. To Washington for RB-Herb Mul-Key
5. To N.O. for RB-Howard Stevens
6. Calvin O'Neal, LB, Michigan (163)
7. Blanchard Carter, T, (193)
Nev.-Las Vegas
8. Kenneth Helms, T-C, Georgia (220)
9. Glen Capriola, RB, (247)
Boston College
10. Ron Baker, G, Oklahoma State (277)
11. Brian Ruff, LB, The Citadel (304)
12. Bill Deutsch, RB, North Dakota (331)

1978 (Pos: 25th)

1. Reese McCall, TE, Auburn (25)
2. Mike Woods, LB, Cincinnati (52)
3. To San Francisco for C-Forrest Blue
4. To Detroit for DT-Herb Orvis
5A. Frank Myers, OT, Texas A&M (117)
(From S.F. for QB-Marty Domres)
5B. To Kansas City for LB-Willie Lanier
6. Ben Garry, RB, S. Mississippi (161)
7. Jeff Logan, RB, Ohio State (191)
8. Monte Anthony, RB, Nebraska (218)
9. Dave Studdard, OT, Texas (245)
10. Dallas Owens, DB, Kentucky (275)
11. Henry Mason, WR, (302)
Cent. Missouri
12. Bruce Allen, P, Richmond (329)

1979 (Pos: 6th)

1. Barry Krauss, LB, Alabama (6)
2. To Oakland for WR-Mike Siani
3A. To Tampa Bay for RB-Don Hardeman
3B. Kim Anderson, DB, Arizona State (69)
(From Houston for D3 & D7-79)
4. To Detroit for QB-Greg Landry
5. Larry Braziel, DB, USC (115)
6A. To Buffalo for DB-Dwight Harrison
6B. Jim Moore, OT, Ohio State (150)
(From Wash. for WR-Ricky Thompson)
7. To Houston for D3-79
8A. Steve Heimkreiter, LB, (197)
Notre Dame
8B. Nesby Glasgow, DB, Washington (207)
(From Minn. for OT-Frank Myers)
9. Russ Henderson, P, Virginia (224)
10. Steven Stephens, TE, (254)
Oklahoma St.
11. John Priestner, LB, W. Ontario (280)
12. Charles Green, WR, (306)
Kansas State

1980 (Pos: 5th)

1A. Curtis Dickey, RB, Texas A&M (5)
1B. Derrick Hatchett, DB, Texas (24)
(From Dallas for DE-John Dutton)
2A. Ray Donaldson, C, Georgia (32)

Ray Donaldson was a four-time Pro Bowler with the Colts.

2B. Tim Foley, OT, Notre Dame (51)
(From Dallas for DE-John Dutton)
3. To Detroit for QB-Greg Landry
4. Ray Butler, WR, USC (88)
5. To Kansas City for RB-Mark Bailey
6. Chris Foote, C, USC (144)
7. Wesley Roberts, DE, TCU (170)
8A. Ken Walter, OT, Texas Tech (195)
(From Detroit for LB-Stan White)
8B. To Denver for P-Bucky Dilts
9. Mark Bright, RB, Temple (227)
10. Larry Stewart, OT, Maryland (254)
11. Ed Whitley, TE, Kansas State (280)
12A. Randy Bielski, K, Towson State (311)
12B. Marvin Sims, RB, Clemson (324)
(From Denver for RB-Don Hardeman)

1981 (Pos: 12-11)

1A. Randy McMillan, RB, Pittsburgh (12)
1B. Donnell Thompson, DT, (18)
N. Carolina (From Minn. for D2a, D2b & D5-81)
2A. To Minnesota for D1-81
2B. To Minnesota for D1-81
3. Randy Van Divier, OT, Washington (68)
4. Tim Sherwin, TE, Boston College (94)
5. To Minnesota for D1-81
6. Bubba Green, DT, (149)
N. Carolina St.
7. Obed Ariri, K, Clemson (178)
8A. Ken Sitton, DB, Oklahoma (204)
8B. Hosea Taylor, DT, Houston (220)
(From Phil. for OG-Ron Baker)
9. Tim Gooch, DE, Kentucky (233)
10A. Gregg Gerken, LB, N. Arizona (256)
(From S.F. for DT-Jim Krahl)
10B. Trent Bryant, DB, Arkansas (259)
11. Holden Smith, WR, California (288)
12. Eric Scoggins, LB, USC (315)

1982 (Pos: 2-1)

1A. Johnie Cooks, LB, Mississippi St. (2)
1B. Art Schlichter, QB, Ohio State (4)
(From L.A. for QB-Bert Jones)
2A. Leo Wisniewski, NT, Penn State (28)
2B. Rohn Stark, P, Florida State (34)
(From L.A. for QB-Bert Jones)
3. James Burroughs, DB, (57)
Michigan St.
4. Mike Pagel, QB, Arizona State (84)
5. Terry Crouch, OG, Oklahoma (113)
6. Pat Beach, TE, (140)
Washington State
7. Fletcher Jenkins, NT, (169)
Washington
8. Tony Loia, OG, Arizona State (196)
9. Tony Berryhill, C, Clemson (225)
10. Tom Deery, DB, Widener (252)
11. Lamont Meacham, DB, (280)
W. Kentucky
12. Johnny Wright, RB, S. Carolina (307)

1983 (Pos: 1st)

1. John Elway, QB, Stanford (1)
2. Vernon Maxwell, LB, Arizona State (29)
3. George Achica, NT, USC (57)
4. Phil Smith, WR, San Diego State (85)
5. Sid Abramowitz, OT, Tulsa (113)
6A. To San Diego for K-Mike Wood
6B. Grant Feasel, C, Abilene Christian (161)
(From S.D. for DB-Bruce Laird)
7. Alvin Moore, RB, Arizona State (169)
8. To Denver for OT-Glenn Hyde
9A. Jim Mills, OT, Hawaii (225)
9B. Chris Rose, OT, Stanford (241)
(From Atl. for P-Dave Smigelsky)
10. Ronald Hopkins, DB, Murray St. (252)
11. Jim Bob Taylor, QB, (280)
Georgia Tech
12. Carl Williams, WR, (308)
Tex. Southern

1984 (Pos: 8th)

1A. Leonard Coleman, DB, Vanderbilt (8)
1B. Ron Solt, OG, Maryland (19)
(From Denver for QB-John Elway)
2. Blaise Winter, DT, Syracuse (35)
3. Chris Scott, DT, Purdue (66)
4A. Craig Curry, DB, Texas (93)
4B. George Wonsley, RB, Miss. St. (103)
(From Seattle for WR-Roger Carr)
5A. Golden Tate, WR, Tennessee St. (120)
5B. Kevin Call, OT, Colorado State (130)
(From Seattle for OG-Robert Pratt)
6. Dwight Beverly, RB, Illinois (147)
7. To Det. for OT-Karl Baldischwiler
8. Eugene Daniel, DB, Louisiana St. (205)
9. To Dallas for K-Raul Allegre
10. To Detroit for WR-Tracy Porter
11. Bob Stowe, OT, Illinois (290)
12. Steve Hathaway, DE, W. Virginia (317)

USFL SUPPLEMENTAL DRAFT

1. Paul Bergmann, TE, UCLA
2. Albert Bentley, RB, Miami
3. Byron Smith, DT, California

1985 (Pos: 5-4)

1. Duane Bickett, LB, USC (5)
2. Don Anderson, DB, Purdue (32)
3. Anthony Young, DB, Temple (61)
4. Willie Broughton, DE, Miami (88)
5. Roger Caron, OT, Harvard (117)
6. To Dallas for OT-Steve Wright
7. James Harbour, WR, Mississippi (173)
8. Ricky Nichols, WR, East Carolina (200)
9. Mark Boyer, TE, USC (229)
10. Andre Pinesett, DT, Cal-Fullerton (256)
11. To L.A. for DB-George Radachowsky
12. David Burnette, OT, C. Arkansas (312)

Duane Bickett was the first pick for Indianapolis in the 1985 NFL Draft.

1986 (Pos: 7-6-5-4)

1A. Jon Hand, DE, Alabama (4)
(From N.O. for D1 & D3-86)
2B. Jack Trudeau, QB, Illinois (47)
(From Dallas in D2 swap for QB-Gary Hogeboom)
3. To New Orleans for D1-86
4. Bill Brooks, WR, Boston University (86)
5A. Scott Kellar, DT, Northern Illinois (117)
5B. Gary Walker, C, Boston University (124)
(From S.D. for LB-Vernon Maxwell)
6. To L.A. for D7a, D7b & D12-86
7A. Steve O'Malley, NT, N. Illinois (171)
7B. Chris White, K, Illinois (172)
(From L.A. for D6-86)
7C. Tommy Sims, DB, Tennessee (190)
(From L.A. for D6-86)
8. Trell Hooper, DB, Memphis State (198)
9. Bob Brotzki, OT, Syracuse (228)
10A. To St. Louis for LB-Dave Ahrens
10B. Pete Anderson, C, Georgia (266)
(From S.D. for QB-Mark Herrmann)
11. To Buffalo for QB-Matt Kofler
12A. Steve Wade, DT, Vanderbilt (309)
12B. Isaac Williams, DT, Florida State (326)
(From L.A. for D6-86)

1987 (Pos: 2nd)

1. Cornelius Bennett, LB, Alabama (2)
2. To Wash. for WR-Walter Murray
3. Chris Gambol, OT, Iowa (58)
4. Randy Dixon, OT, Pittsburgh (85)
5. Roy Banks, WR, Eastern Illinois (114)
6. Freddie Robinson, DB, Alabama (142)
7. Mark Bellini, WR, Brigham Young (170)
8A. To Tampa Bay for DB-John Holt
8B. Chuckie Miller, DB, UCLA (200)
(From Buffalo for OT-Roger Caron)
9A. To N.Y. Giants for DB-Kenny Daniel
9B. Bob Ontko, LB, Penn State (247)
(From Cleve. for QB-Mike Pagel)
10. Chris Goode, DB, Alabama (253)
11. Jim Reynosa, DE, Arizona State (281)
12. David Adams, RB, Arizona (309)

1988 (Pos: 21-20-22)

1. To L.A. for RB-Eric Dickerson
2. To L.A. for RB-Eric Dickerson
3. Chris Chandler, QB, Washington (76)
4. Michael Ball, DB, Southern Univ. (104)
5. John Baylor, DB, S. Mississippi (129)
6. To Wash. for WR-Clarence Verdin
7. To N.Y. Giants for DT-Jerome Sally
8. To Buffalo for OT-Roger Caron
9. Jeff Herrod, LB, Mississippi (243)
10. O'Brien Alston, LB, Maryland (270)
11. Donnie Dee, TE, Tulsa (297)
12A. Aatron Kenney, WR, (308)
Wis.-St. Point
(From Det. for QB-Derrick Ramsey)
12B. Tim Vesling, K, Syracuse (327)

1989 (Pos: 15-17-16)

1A. To Seattle for LB-Fredd Young
1B. Andre Rison, WR, Michigan State (22)
(From Phil. for OG-Ron Solt)
2. To L.A. for RB-Eric Dickerson
3. Mitchell Benson, DT, TCU (72)
4. Pat Tomberlin, OT, Florida State (99)
5. To Washington for D4 & D8-90
6. Quintus McDonald, LB, Penn St. (155)
7A. Ivy Joe Hunter, RB, Kentucky (182)
7B. Charles Washington, DB, (185)
Cameron (From NYG for TE-Tim Sherwin)

8. Kurt Larson, LB, Michigan State (212)
9. William Mackall, WR, Tenn.-Martin (239)
10. Jim Thompson, OT, Auburn (266)
11. Wayne Johnson, QB, Georgia (296)
12A. William Dubose, RB, S.C. State (314)
(From T.B. for QB-Joe Ferguson)
12B. Steve Taylor, QB, Nebraska (323)

1990 (Pos: 12-11-14-13)

1A. Jeff George, QB, Illinois (1)
(From Atl. for OT-Chris Hinton, WR-Andre Rison, D5-90 & D1-91)
1B. To Seattle for LB-Fredd Young
2. Anthony Johnson, RB, Notre Dame (36)
3. To San Diego for LB-Chip Banks
4A. Stacey Simmons, WR, Florida (83)
(From Atl. with rights to D1-90)
4B. William Schultz, OG, USC (94)
4C. Alan Grant, DB, Stanford (103)
(From Washington for D5-89)
4D. Pat Cunningham, OT, Texas A&M (106)
(From Phil. for OG-Ron Solt)
5. To Atlanta for D1 & D4-90
6. Tony Walker, LB, SE Missouri St. (148)
7. James Singletary, LB, E. Carolina (179)
8A. Ken Clark, RB, Nebraska (206)
8B. Harvey Wilson, DB, Southern Univ. (213)
(From Washington for D5-89)
9. Darvell Huffman, WR, Boston Univ. (232)
10. To Dallas for OT-Zefross Moss
11. Carnel Smith, DE, Pittsburgh (290)
12A. Gene Benhart, QB, W. Illinois (311)
(From S.D. for DB-Leonard Coleman)
12B. Dean Brown, OG, Notre Dame (316)

1991 (Pos: 14-13)

1. To Atlanta for D1 & D4-90
2. Shane Curry, DE, Miami (40)
3. Dave McCloughan, DB, Colorado (69)
4. Mark Vander Poel, OT, Colorado (96)
5. Kerry Cash, TE, Texas (125)
6. Mel Agee, DE, Illinois (152)
7. James Bradley, WR, Michigan St. (181)
8. Tim Bruton, TE, Missouri (208)
9. Howard Griffith, RB, Illinois (236)
10. Frank Giannetti, LB, Penn State (263)
11. Jerry Crafts, OT, Louisville (292)
12. Rob Luedeke, C, Penn State (319)

1992 (Pos: 1st)

1A. Steve Emtman, DT, Washington (1)
1B. Quentin Coryatt, LB, Texas A&M (2)
(From T.B. for QB-Chris Chandler)
2. Ashley Ambrose, DB, Miss. Val. St. (29)
3. To L.A. for OT-Irv Pankey
4A. Rodney Culver, RB, Notre Dame (85)
4B. Anthony McCoy, NT, Florida (105)
(From Raid. for RB-Eric Dickerson)
5. Maury Toy, RB, UCLA (113)
6. Shoun Habersham, WR, UT-Chat. (141)
7. Derek Steele, DE, Maryland (169)
8A. Jason Belser, DB, Oklahoma (197)
8B. Ronald Humphrey, RB, Miss. Val. St. (212)
(From Raid. for RB-Eric Dickerson)
9. Eddie Miller, WR, South Carolina (225)
10. Stephen Grant, LB, West Virginia (253)
11. To L.A. for OT-Irv Pankey
12. Michael Brandon, DE, Florida (309)

1993 (Pos: 16-15-17)

1. Sean Dawkins, WR, California (16)
2A. To Pittsburgh for D2 & D4-93
2B. Roosevelt Potts, RB, NE Louisiana (49)
(From Pittsburgh for D2-93)
3A. Ray Buchanan, DB, Louisville (65)
(From L.A. for D3 & D5-93)
3B. To L.A. D3-93
4A. Derwin Gray, DB, Brigham Young (92)
(From Chicago for D4 & D6-93)
4B. To Chicago for D4-93
4C. Devon McDonald, LB, Notre Dame (107)
(From Pittsburgh for D2-93)
5. To L.A. for D3-93
6A. Carlos Etheredge, TE, Miami (157)
6B. To Chicago for D4-93
7. Lance Lewis, RB, Nebraska (184)
8. Marquise Thomas, LB, Mississippi (211)

1994 (Pos: 2-3)

1A. Marshall Faulk, RB, San Diego St. (2)
1B. Trev Alberts, LB, Nebraska (5)
(From L.A. for D1 & D3-94)
2. Eric Mahlum, OG, California (32)
3A. Jason Mathews, OT, Texas A&M (67)
3B. To L.A. for D1-94
4. Bradford Banta, TE, USC (106)
5. John Covington, DB, Notre Dame (133)
6. Lamont Warren, RB, Colorado (164)
7. Lance Teichelman, DL, Texas A&M (196)

1995 (Pos: 15-16)

1. Ellis Johnson, DE/T, Florida (15)
2. Ken Dilger, TE, Illinois (48)
3. Zack Crockett, RB, Florida State (79)
4. Ray McElroy, DB, Eastern Illinois (114)
5. Derek West, OT, Colorado (149)
6. Brian Gelzheiser, LB, Penn State (187)
7. Jessie Cox, LB, Texas-Southern (223)

1996 (Pos: 22-21-20-19-18)

1A. Marvin Harrison, WR, Syracuse (19)
(From Atl. in QB-Jeff George trade)
1B. To T.B. for QB-Craig Erickson
2. Dedric Mathis, DB, Houston (51)
3. Scott Slutzker, TE, Iowa (82)
4. Brian Milne, RB, Penn State (115)
5. Steve Martin, DT, Missouri (151)
6A. Keith Conlin, OT, Penn State (191)
6B. Mike Cawley, QB, James Madison (205)
(Compensatory Pick)
7. Adrian Robinson, DB, Baylor (232)

Marvin Harrison was the team's 19th overall selection in 1996.

1997 (Pos: 19-18-17-21-20)

1. Tarik Glenn, OT, California (19)
2. Adam Meadows, OT, Georgia (48)
3A. To San Francisco for D3-97, D5-97
3B. Bert Berry, LB, Notre Dame (84)
(From San Francisco for D3-97)
4. Delmonico Montgomery, DB, Houston (117)
5A. Nathaniel Jacquet, WR, San Diego St. (150)
5B. Carl Powell, DE, Louisville (156)
(From San Francisco for D3-97)
6. Scott Von Der Ahe, LB, Arizona St. (182)
7. Clarence Thompson, DB, Knoxville College (219)

1998 (Pos: 1st)

1. Peyton Manning, QB, Tennessee (1)
2. Jerome Pathon, WR, Washington (32)
3A. To Carolina for President Bill Polian
3B. E.G. Green, WR, Florida State (71)
(From Baltimore for QB-Jim Harbaugh)
4A. To Baltimore for QB-Jim Harbaugh
4B. Steve McKinney, OG, Texas A&M (93)
(From Balt. for D4-98, D5-98, D6-98)
4C. To Baltimore for D4-98
5A. To Baltimore for D4-98
5B. Antony Jordan, LB, Vanderbilt (135)
(From Cincinnati for QB-Paul Justin)
6. To Baltimore for D4-98
7A. Aaron Taylor, OL, Nebraska (190)
7B. Cory Gaines, DB, Tennessee (231)
(Compensatory Pick)

1999 (Pos: 4-3-2)

1. Edgerrin James, RB, Miami (4)

Colts 1999 draft selection, running back Edgerrin James, leads the franchise in career rushing yardage (9,226).

2A. To Carolina for DB-Tyrone Poole
2B. Mike Peterson, LB, Florida (36)
(From St. Louis for RB-Marshall Faulk)
3. Brandon Burlsworth, OG, Arkansas (63)
4A. Paul Miranda, DB, Central Florida (96)
(From S.F. for D4-99, D6-99)
4B. To S.F. with D6-99 for D4-99
5A. To Pittsburgh for LB-Steven Conley
5B. Brad Scioli, DE, Penn State (138)
(From St. Louis for RB-Marshall Faulk)
6. To S.F. with D4-99 for D4-99
7A. Hunter Smith, P, Notre Dame (210)
7B. Corey Terry, LB, Tennessee (250)
(Compensatory Pick)

2000 (Pos: 28)

1. Rob Morris, LB, Brigham Young (28)
2. Marcus Washington, LB, Auburn (59)
3. David Macklin, DB, Penn State (91)
4. Josh Williams, DT, Michigan (122)
5A. Matt Johnson, OG, Brigham Young (138)
5B. To New Orleans with D6-00 for D5-00
6. To New Orleans with D5-00 for D5-00
7A. Rob Renes, DT, Michigan (235)
7B. Rodregis Brooks, DB, Ala. Birm. (238)
(From Oakland for D6-01)

2001 (Pos: 22-21-23)

1A. To N.Y. Giants for D1, D3, D6-01
1B. Reggie Wayne, WR, Miami (30)
(From N.Y. Giants for D1-01)
2A. Idrees Bashir, DB, Memphis (37)
(From Dallas for D2, D3-01)
2B. To Dallas for D2-01
3A. To Dallas for D2-01
3B. Cory Bird, DB, Virginia Tech (91)
(From N.Y. Giants for D1-01)
4. Ryan Diem, OG, Northern Illinois (118)
5. Raymond Walls, DB, (152)
Southern Mississippi
6A. To Oakland for D7-00
6B. Jason Doering, DB, Wisconsin (193)
(From N.Y. Giants for D1-01)
7. Rick DeMulling, OG, Idaho (220)

2002 (Pos: 11-10-9-8)

1. Dwight Freeney, DE, Syracuse (11)
2. Larry Tripplett, DT, Washington (42)
3. Joseph Jefferson, DB, (74)
W. Kentucky
4. David Thornton, LB, North Carolina (106)
5. To Seattle for QB-Brock Huard)
6a. David Pugh, DT, Virginia Tech (182)
6b. James Lewis, DB, Miami (183)
(From St. Louis for WR-Terrence Wilkins)
6c. Brian Allen, RB, Stanford (204)
(From St. Louis for P-John Baker)
7. Josh Mallard, DE, Georgia (220)

2003 (Pos: 24-26-25)

1. Dallas Clark, TE, Iowa (24)
2. Mike Doss, DB, Ohio State (58)
3. Donald Strickland, DB, Colorado (90)
4. Steve Sciullo, OG, Marshall (122)
5A. Robert Mathis, DE, Alabama A&M (138)
(From Houston for D4-04)
5B. Keyon Whiteside, LB, Tennessee (162)
6A. Cato June, DB, Michigan (198)
6B. Makoa Freitas, OT, Arizona (208)
(Compensatory)
7. To New Orleans for RB-Ricky Williams

Robert Mathis, a fifth round selection in the 2003 NFL Draft, leads the franchise in sacks.

2004 (Pos: 29-28-27-26)

1. To Atlanta with D3-04 for D2, D3, D4-04
2A. To Pittsburgh for D2, D4-04
(From Atl. with D3, D4-04 for D1, D3-04)
2B. Bob Sanders, DB, Iowa (44)
(From Pittsburgh with D4-04 for D2-04)
2C. To Clev. with D5-04 for D3, D5, D6-04
3A. Ben Hartsock, TE, Ohio State (68)
(From Cle. with D5, D6-04 for
D2, D5-04)
3B. Gilbert Gardner, LB, Purdue (69)
(From Atl. with D2, D4-04 for D1, D3-04
3C. To Atlanta with D1-04 for D2, D3, D4-04
4A. Kendyll Pope, LB, Florida State (107)
(From Pittsburgh with D2-04 for D2-04)
4B. To Houston for DE-Robert Mathis
4C. Jason David, DB, Washington State (125)
(From Atl. with D2, D3-04 for D1, D3-04
5A. Jake Scott, OT, Idaho (141)
(From Cle. with D3, D6-04 for D2, D5-04)
5B. To Cle. with D2-04 for D3, D5, D6-04
6A. Von Hutchins, DB, Mississippi (173)
(From Cle. with D3, D5-04 for D2,
D5-04)
6B. Jim Sorgi, QB, Wisconsin (193)
7A. To Tampa Bay for DB-David Gibson
7B. David Kimball, K, Penn State (229)
(From St. Louis for DB-Rich Coady)

2005 (Pos: 29-28)

1. Marlin Jackson, DB, Michigan (29)
2. Kelvin Hayden, DB, Illinois (60)
3. Vincent Burns, DT, Kentucky (92)
4A. Dylan Gandy, C/G, Texas Tech (129)
4B. Matt Giordano, DB, California (135)
(Compensatory)
5A. Jonathan Welsh, DE, Wisconsin (148)
(From Philadelphia for D4-06)
5B. Rob Hunt, C/G, (165)
North Dakota State
5C. Tyjuan Hagler, LB, Cincinnati (173)
(Compensatory)
6. Dave Rayner, K, Michigan State (202)
7. Anthony Davis, RB, Wisconsin (243)

2006 (Pos: 30)

1. Joseph Addai, RB, Louisiana State (30)
2. Tim Jennings, DB, Georgia (62)
3. Freddy Keiaho, LB, (94)
San Diego State
4. To Philadelphia for DE-Jonathan Welsh
5. Michael Toudouze, OT, (162)
Texas Christian
6A. Charlie Johnson, OT, (199)
Oklahoma State
6B. Antoine Bethea, DB, Howard (207)
(Compensatory)
7. T.J. Rushing, DB, Standford (238)
(From Tennessee for D6-07)

2007 (Pos: 32)

1. Anthony Gonzalez, WR, Ohio State (32)
2A. Tony Ugoh, OT, Arkansas (42)
(From San Francisco for D4a-07, D1-08)
2B. To Tampa Bay for DT-Booger McFarland
3A. Daymeion Hughes, DB, California (95)
3B. Quinn Pitcock, DT, Ohio State (98)
(Compensatory)
4A. To San Francisco with D1-08 for
D2a-07
(From New Orleans for DB-Jason David)
4B. Brannon Condren, DB, Troy (131)
4C. Clint Session, LB, Pittsburgh (136)
(Compensatory)
5A. Roy Hall, WR, Ohio State (169)
5B. Michael Coe, DB, Alabama State (173)
(Compensatory)
6. To Tennessee for DB-T.J. Rushing
7. Keyunta Dawson, DE, Texas Tech (242)

2008 (Pos: 29-28-30)

1. To San Francisco with D4a-07 for D2-07
2. Mike Pollak, OG, Arizona State (59)
3. Philip Wheeler, LB, Georgia Tech (93)
4. Jacob Tamme, TE, Kentucky (127)
5. Marcus Howard, DE, Georgia (161)
6A. Tom Santi, TE, Virginia (196)
6B. Steve Justice, C, Wake Forest (201)
(Compensatory)
6C. Mike Hart, RB, Michigan (202)
(Compensatory)
6D. Pierre Garcon, WR, Mount Union (205)
(Compensatory)
7. Jamey Richard, OG, Buffalo (236)

2009 (Pos: 27-29-28)

1. Donald Brown, RB, Connecticut (27)
2A. Fili Moala, DT, Southern California (56)
(From Miami for D2b-09, D5-09)
2B. To Miami with D5-09 for D2a-09

3. Jerraud Powers, DB, Auburn (92)
4A. Austin Collie, WR, Brigham Young (127)
4B. Terrance Taylor, DT, Michigan (136)
(Compensatory)
5. To Miami with D2b-09 for D2a-09
6. Curtis Painter, QB, Purdue (201)
7A. Pat McAfee, P, West Virginia (222)
(From Philadelphia for D6-10)
7B. Jaimie Thomas, OG, Maryland (236)

2010 (Pos: 22-21-23)

1. Jerry Hughes, DE, Texas Christian (31)
2. Pat Angerer, LB, Iowa (63)
3. Kevin Thomas, DB, USC (94)
4. Jacques McClendon, OG, Tennessee (129)
5. Brody Eldridge, TE, Oklahoma (162)
6. To Philadelphia for D7a-09
7A. Ricardo Mathews, DT, Cincinnati (238)
7B. Kavell Conner, LB, Clemson (240)
(Compensatory)
7C. Ray Fisher, DB, Indiana (246)
(Compensatory)

2011 (Pos: 31)

1. Anthony Castonzo, OT, (22)
Boston College
2A. Ben Ijalana, OG, Villanova (49)
(From Washington for D2b-11, D5-11)
2B. To Washington with D5-11 for D2a-11
3. Drake Nevis, DT, Louisiana State (87)
4. Delone Carter, RB, Syracuse (119)
5. To Washington with D2b-11 for D2a-11
6. Chris Rucker, DB, Michigan State (188)
7. To Washington for DB-Justin Tyron

2012 (Pos: 1-2)

1. Andrew Luck, QB, Stanford (1)
2. Coby Fleener, TE, Stanford (34)
3A. Dwayne Allen, TE, Clemson (64)
3B. T.Y. Hilton, WR, (92)
Florida International
(From San Francisco for D4-12, D5-13)
5A. Josh Chapman, DT, Alabama (136)
5B. Vick Ballard, RB, Mississippi (170)
(Compensatory)

Quarterback Andrew Luck was the No. 1 overall selection in the 2012 NFL Draft.

6. LaVon Brazill, WR, Ohio (206)
(Compensatory)
7A. Justin Anderson, OG, Georgia (208)
7B. Tim Fugger, LB, Vanderbilt (214)
(From Jacksonville through the New York Jets for D6-12)
7C. Chandler Harnish, QB, (253)
Northern Ill. (Compensatory)

2013 (Pos: 24)

1. Bjoern Werner, OLB, Florida State (24)
2. To Miami for CB-Vontae Davis
3. Hugh Thornton, G, Illinois (86)
4. Khaled Holmes, C/G, USC (121)
5A. Montori Hughes, DT, UT Martin (139)
(From Cleveland for D4-14)
5B. To San Francisco with D4-12
6. John Boyett, S, Oregon (192)
7A. Kerwynn Williams, RB, (230)
Utah State
7B. Justice Cunningham, TE, (254)
South Carolina (Compensatory)

2014 (Pos: 26-27)

1. To Cleveland for RB-Trent Richardson
2. Jack Mewhort, T/G, Ohio State (59)
3. Donte Moncrief, WR, Mississippi (90)
4. To Cleveland for DT-Montori Hughes
5. Jonathan Newsome, DE, Ball State (166)
6. Andrew Jackson, ILB, Western Kentucky (203)
7A. Ulrick John, T, Georgia State (232)
(From Baltimore for C-A.Q. Shipley)
7B. To St. Louis for CB-Josh Gordy

2015 (Pos: 29)

1. Phillip Dorsett, WR, Miami (29)
2. To Tampa Bay with D4b-15 for D3a-15, D4a-15
3A. D'Joun Smith, CB, Florida Atlantic (65)
(From Tampa Bay with D4a-15 for D2-15, D4b-15)
3B. Henry Anderson, DE, Stanford (93)
4A. Clayton Geathers, S, Central Florida (109)
(From Tampa Bay with D3a-15 for D2-15, D4b-15)
4B. To Tampa Bay with D2-15 for D3a-15, D4a-15
5A. David Parry, DT, Stanford (151)
(From San Francisco for D5b-15, D7a-15)
5B. To San Francisco with D7a-15 for D5a-15
6A. Josh Robinson, RB, (205)
Mississippi State
6B. Amarlo Herrera, ILB, Georgia (207)
(From Seattle for CB-Marcus Burley)
7A. To San Francisco with D5b-15 for D5a-15)
7B. Denzelle Good, T, Mars Hill (255)
(Compensatory)

2016 (Pos: 18-17-19)

1. Ryan Kelly, C, Alabama (18)
2A. To Green Bay for D2-16, D4a-16, D7-16
2B. T.J. Green, S, Clemson (57)
(From Green Bay with D4a-16, D7-16 for D2-16)
3. Le'Raven Clark, T, Texas Tech (82)
4A. Hassan Ridgeway, DT, Texas (116)
4B. Antonio Morrison, ILB, Florida (125)
(From Green Bay with D2-16, D7-16 for D2-16)
5. Joe Haeg, T, North Dakota State (155)
6. To Oakland for ILB-Sio Moore
7A. Trevor Bates, OLB, Maine (239)
7B. Austin Blythe, C, Iowa (248)
(From Green Bay with D2-16, D4a-16 for D2-16)

FREE AGENCY (1993-2016)

UNRESTRICTED FREE AGENTS LISTED

2016
Players Signed by Colts (4): Patrick Robinson (San Diego); Jordan Todman (Pittsburgh); Scott Tolzien (Green Bay); Robert Turbin (Dallas).
Former Colts Signed by Other Clubs (5): Colt Anderson (Buffalo); Coby Fleener (New Orleans); Jerrell Freeman (Chicago); Dwight Lowery (San Diego); Greg Toler (Washington).

2015
Players Signed by Colts (5): Vincent Brown (Oakland); Trent Cole (Philadelphia); Frank Gore (San Francisco); Nate Irving (Denver); Dwight Lowery (Atlanta).
Former Colts Signed by Other Clubs (3): Sergio Brown (Jacksonville); Josh Gordy (New York Giants); Cory Redding (Arizona).

2014
Players Signed by Colts (3): Arthur Jones (Baltimore); Hakeem Nicks (New York Giants); Colt Anderson (Philadelphia).
Former Colts Signed by Other Clubs (8): Antoine Bethea (San Francisco); Donald Brown (San Diego); Kavell Conner (San Diego); Darrius Heyward-Bey (Pittsburgh); Jeff Linkenbach (Kansas City); Ricardo Mathews (Houston); Mike McGlynn (Washington); Cassius Vaughn (Detroit).

2013
Players Signed by Colts (8): T-Gosder Cherilus (Detroit); DT-Aubrayo Franklin (San Diego); DT-Ricky Jean Francois (San Francisco); S-LaRon Landry (New York Jets); OLB-Lawrence Sidbury (Atlanta); G-Donald Thomas (New England); CB-Greg Toler (Arizona); OLB-Erik Walden (Green Bay).
Former Colts Signed by Other Clubs (6): WR-Donnie Avery (Kansas City); LB-Moise Fokou (Tennesse); NT-Antonio Johnson (Tennessee); G-Seth Olsen (Minnesota); CB-Jerraud Powers (Arizona); QB-Drew Stanton (Arizona).

2012
Players Signed by Colts (6): WR-Donnie Avery (Tennessee); OL-Mike McGlynn (Cincinnati); DT-Brandon McKinney (Baltimore); DL-Cory Redding (Baltimore); C-Samson Satele (Oakland); S-Tom Zbikowski (Baltimore).
Former Colts Signed by Other Clubs (12): DE-Jamaal Anderson (Cincinnati); FS-Stevie Brown (New York Giants); FB-Jerome Felton (Minnesota); WR-Pierre Garcon (Washington); WR-Anthony Gonzalez (New England); CB-Jacob Lacey (Detroit); OT-Quinn Ojinnaka (St. Louis); QB-Dan Orlovsky (Tampa Bay); C-Mike Pollak (Carolina); C-Jeff Saturday (Green Bay); TE-Jacob Tamme (Denver); LB-Philip Wheeler (Oakland).

2011
Players Signed by Colts (1): LB-Ernie Sims (Philadelphia).
Former Colts Signed by Other Clubs (1): LB-Clint Session (Jacksonville).

2010
Players Signed by Colts (0): None.
Former Colts Signed by Other Clubs (0): None.

2009
Players Signed by Colts (1): LB-Adam Seward (Carolina).
Former Colts Signed by Other Clubs (4): DB-Keiwan Ratliff (Pittsburgh); DT-Darrell Reid (Denver); RB-Dominic Rhodes (Buffalo); P-Hunter Smith (Washington).

2008
Players Signed by Colts (0): None.
Former Colts Signed by Other Clubs (3): LB-Rocky Boiman (Philadelphia); DT-Dan Klecko (Philadelphia); OG-Jake Scott (Tennessee).

2007
Players Signed by Colts (2): OG-Rick DeMulling (Detroit); TE-Mike Seidman (Carolina).
Former Colts Signed by Other Clubs (4): DB-Jason David (New Orleans); DB-Nick Harper (Tennessee); LB-Cato June (Tampa Bay); RB-Dominic Rhodes (Oakland).

2006
Players Signed by Colts (1): K-Adam Vinatieri (New England).
Former Colts Signed by Other Clubs (4): RB-Edgerrin James (Arizona); LB-David Thornton (Tennessee); DT-Larry Tripplett (Buffalo); K-Mike Vanderjagt (Dallas).

2005
Players Signed by Colts (1): DT-Corey Simon (Philadelphia).
Former Colts Signed by Other Clubs (3): DB-Idrees Bashir (Carolina); OG-Rick DeMulling (Detroit); LB-Jim Nelson (Baltimore).

2004
Players Signed by Colts (0): None.
Former Colts Signed by Other Clubs (4): WR-JaJuan Dawson (New York Giants); DB-David Macklin (Arizona); LB-Marcus Washington (Washington); WR-Terrence Wilkins (Miami).

2003
Players Signed by Colts (4): DB-Rich Coady (Tennessee); LB-Jim Nelson (Minnesota); DT-Montae Reagor (Denver); WR-Brandon Stokley (Baltimore).
Former Colts Signed by Other Clubs (3): RB-Jim Finn (New York Giants); DE-Chukie Nwokorie (Green Bay); LB-Mike Peterson (Jacksonville).

2002
Players Signed by Colts (5): DT-James Cannida (Tampa Bay); LB-Greg Favors (Tennessee); DB-Walt Harris (Chicago); WR-Qadry Ismail (Baltimore); C/G-Jim Pyne (Philadelphia).
Former Colts Signed by Other Clubs (5): OG-Steve McKinney (Houston); OG-Larry Moore (Washington); WR-Jerome Pathon (New Orleans); LB-Ryan Phillips (New England); WR-Tony Simmons (Houston).

2001
Players Signed by Colts (2): DT-Christian Peter (New York Giants); LB-Mike Morton (Green Bay).
Former Colts Signed by Other Clubs (2): DB-Jason Belser (Kansas City); DE-Bernard Whittington (Cincinnati).

2000
Players Signed by Colts (1): DL-Bernard Holsey (New York Giants).
Former Colts Signed by Other Clubs (0): None.

1999
Players Signed by Colts (7): LB-Jeff Brady (Carolina); DE-Chad Bratzke (New York Giants); QB-Stoney Case (Arizona); DB-Chad Cota (New Orleans); RB-Darick Holmes (Green Bay); OL-Sale Isaia (Baltimore); DE-Shawn King (Carolina).
Former Colts Signed by Other Clubs (4): P-Chris Gardocki (Cleveland); DB-Tim Hauck (Philadelphia); WR-Torrance Small (Philadelphia); DL-Jeff Zgonina (St. Louis).

1998
Players Signed by Colts (5): LB-Myron Baker (Carolina); DB-Jeff Burris (Buffalo); LB-Jeff Herrod (Philadelphia); OG-Tom Myslinski (Pittsburgh); WR-Torrance Small (St. Louis).
Former Colts Signed by Other Clubs (4): WR-Sean Dawkins (New Orleans); DB-Derwin Gray (Carolina); OT-Jason Mathews (Tampa Bay); WR-Brian Stablein (New England).

1997
Players Signed by Colts (3): DB-Robert Blackmon (Seattle); DE-Al Fontenot (Chicago); DB-Carlton Gray (Seattle).
Former Colts Signed by Other Clubs (2): DB-Ray Buchanan (Atlanta-transitional); DT-Tony Siragusa (Baltimore).

1996
Players Signed by Colts (5): LB-Elijah Alexander (Denver); OT-Troy Auzenne (Chicago); DB-Derrick Frazier (Philadelphia); C/G-Jay Leeuwenburg (Chicago); OL-Doug Widell (Detroit).
Former Colts Signed by Other Clubs (3): DB-Ashley Ambrose (Cincinnati); OG-Joe Staysniak (Green Bay); OT-Will Wolford (Pittsburgh).

1995
Players Signed by Colts (3): WR-Willie "Flipper" Anderson (St. Louis); P-Chris Gardocki (Chicago); TE-Ed West (Green Bay).
Former Colts Signed by Other Clubs (7): K-Dean Biasucci (Pittsburgh); TE-Kerry Cash (Oakland); OL-Cecil Gray (Oakland); QB-Don Majkowski (Detroit); OT-Zefross Moss (Detroit); DT-Thomas Sims (Minnesota); P-Rohn Stark (Pittsburgh).

1994
Players Signed by Colts (2): LB-Tony Bennett (Green Bay); WR-Floyd Turner (New Orleans).
Former Colts Signed by Other Clubs (0): None.

1993
Players Signed by Colts (3): WR-Aaron Cox (St. Louis); C-Kirk Lowdermilk (Minnesota); OT-Will Wolford (Buffalo).
Former Colts Signed by Other Clubs (2): WR-Bill Brooks (Buffalo); DB-Mike Prior (Green Bay).

"PLAN B" FREE AGENCY (1989-1992)

1992

Players Signed by Colts (5): WR-Reggie Langhorne (Cleveland); OL-Trevor Matich (New York Jets); OG-Ron Solt (Philadelphia); P/QB-Tom Tupa (Phoenix); LB-Carl Zander (Cincinnati).
Former Colts Signed by Other Clubs (9): OL-Brian Baldinger (Buffalo); TE-Pat Beach (New York Jets); OL-Brian Blados (Seattle); QB-Rusty Hilger (Seattle); LB-Matt Jaworski (Pittsburgh); LB-Brian Jones (Miami); RB-Bruce Perkins (Cleveland); DB-Keith Taylor (New Orleans); DB-Charles Washington (Green Bay).

1991

Players Signed by Colts (2): DL-Travis Davis (New Orleans); LB-Cedric Figaro (San Diego).
Former Colts Signed by Other Clubs (6): LB-O'Brien Alston (Los Angeles Raiders); DL-Jeff Faulkner (Phoenix); RB-Ivy Joe Hunter (New England); LB-Kurt Larson (Green Bay); TE-Eugene Riley (Detroit); LB-Matt Vanderbeek (Minnesota).

1990

Players Signed by Colts (0): None.
Former Colts Signed by Other Clubs (8): TE-Mark Boyer (New York Jets); TE-John Brandes (Washington); DE-Ezra Johnson (Houston); LB-Cliff Odom (Miami); DB-Anthony Parker (New York Jets); DB-Bruce Plummer (San Diego); OG-Ben Utt (Atlanta); DB-Charles Washington (Kansas City).

1989

Players Signed by Colts (7): DB-Keith Bostic (Houston); LB-Phillip Brown (Atlanta); DL-Sam Clancy (Cleveland); C-Stan Eisenhooth (Seattle); DB-Bruce Plummer (Miami); WR-Clarence Weathers (Cleveland); DL-Mitch Willis (Atlanta).
Former Colts Signed by Other Clubs (7): WR-Mark Bellini (Phoenix); DT-Byron Darby (Los Angeles Rams); QB-Gary Hogeboom (Phoenix); LB-Barry Krauss (Cleveland); LB-Orlando Lowry (Kansas City); OT-Joel Patten (San Diego); DB-Willie Tullis (Detroit).

**List includes Unrestricted, Restricted and "Plan B" free agents and does not include free agents signed after being waived.*

COLTS REGULAR SEASON ATTENDANCE HISTORY BY OPPONENT

HOME GAMES

OPPONENT	NO.	ATTENDANCE	LARGEST	DATE	SMALLEST	DATE
Patriots	38	2,046,933	67,476	11/15/09	34,127	12/20/81
Dolphins	36	1,989,197	66,479	11/4/12	19,073	1/2/83
Jets	34	1,742,917	67,222	12/27/09	34,927	10/11/87
Bills	33	1,724,315	64,366	11/25/12	37,927	9/30/79
Titans	23	1,319,603	67,188	1/2/11	27,934	12/18/83
Rams	22	1,184,835	66,004	11/10/13	27,268	11/22/53
Packers	22	1,141,127	67,020	10/7/12	25,920	12/19/82
49ers	21	1,108,231	66,229	11/1/09	23,875	11/28/54
Lions	21	1,089,945	66,281	12/14/08	25,159	10/3/53
Bears	20	1,037,654	66,822	9/7/08	23,093	11/21/54
Redskins	17	941,664	65,352	11/30/15	32,944	12/23/56
Jaguars	15	919,701	67,147	12/19/10	55,770	9/21/03
Texans	14	866,962	66,957	12/30/12	56,132	10/26/03
Browns	15	836,805	65,035	9/18/11	37,285	11/2/75
Chargers	14	780,768	66,085	11/28/10	47,950	11/30/86
Bengals	15	777,123	67,404	11/14/10	23,598	12/5/82
Broncos	12	701,904	67,248	12/13/09	37,959	11/10/74
Vikings	10	577,168	63,912	9/16/12	53,645	12/16/62
Steelers	9	521,555	66,309	9/25/11	42,575	11/3/57
Cardinals	10	511,683	60,274	9/16/84	32,782	11/22/81
Chiefs	9	466,114	66,869	10/10/10	29,936	12/21/80
Eagles	8	447,464	64,871	9/15/15	44,952	12/19/93
Cowboys	7	421,657	67,471	12/5/10	56,860	10/31/99
Falcons	7	412,931	65,218	11/6/11	56,715	9/17/67
Buccaneers	7	377,874	65,696	11/29/15	39,756	9/9/79
Saints	6	338,304	66,420	10/25/15	48,480	9/27/98
Raiders	6	336,414	65,412	9/8/13	41,023	9/28/75
Ravens	5	301,803	66,153	10/12/08	56,174	10/13/02
Giants	5	269,659	67,275	9/19/10	27,088	10/2/54
Seahawks	4	231,790	66,608	10/6/13	49,876	10/2/94
Panthers	3	179,192	63,928	11/27/11	58,182	12/27/98
TOTAL	**468**	**25,603,292**				

ROAD GAMES

OPPONENT	NO.	ATTENDANCE	LARGEST	DATE	SMALLEST	DATE	OVERALL TOTAL
Dolphins	35	2,192,485	80,010	12/16/72	45,236	12/4/88	4,181,682
Patriots	37	1,972,053	68,756	2004, 05, 06, 10,11,12	19,429	12/6/92	4,018,986
Bills	35	2,119,498	79,404	10/16/94	9,860	10/4/87	3,843,813
Jets	34	2,012,694	79,469	9/20/98	33,684	12/13/92	3,755,611
Titans	19	1,188,471	69,149	10/2/05	31,792	11/23/86	2,508,074
Rams	21	1,217,926	100,202	12/6/58	26,696	12/5/53	2,402,761
Lions	20	1,120,272	80,638	11/16/80	46,508	11/7/53	2,210,217
49ers	22	1,040,827	69,732	9/22/13	23,432	12/13/53	2,149,058
Bears	21	1,027,979	66,944	11/5/00	27,845	10/10/54	2,065,633
Packers	20	795,657	71,010	10/19/08	18,713	10/18/53	1,936,784
Jaguars	15	943,270	73,114	10/3/04	45,037	11/9/03	1,862,971
Texans	14	992,689	71,787	10/9/15	69,204	9/22/02	1,859,651
Browns	13	920,251	80,132	10/14/62	42,404	11/11/56	1,757,056
Redskins	13	656,084	87,883	10/17/10	23,566	10/31/54	1,597,748
Broncos	10	754,566	76,939	9/7/15	74,680	10/15/89	1,456,470
Bengals	12	642,961	65,995	11/20/05	43,991	12/7/80	1,420,084
Chargers	11	578,404	68,428	11/23/08	37,322	10/23/88	1,359,172
Steelers	13	687,415	64,043	11/9/08	41,597	12/9/78	1,208,970
Vikings	13	607,484	63,585	9/14/08	30,787	9/23/62	1,184,652
Chiefs	11	676,419	78,357	9/3/00	21,762	11/24/85	1,142,533
Eagles	10	596,792	72,200	11/15/81	27,813	11/15/53	1,044,256
Giants	10	662,602	78,622	9/10/06	33,982	11/13/55	932,261
Cowboys	8	495,331	91,899	12/21/15	25,500	10/30/60	916,988
Falcons	9	499,028	70,433	11/22/15	30,397	12/7/86	911,959
Cardinals	5	251,220	62,692	9/27/09	31,885	12/2/90	762,903
Saints	6	386,819	80,636	10/19/69	49,009	12/24/89	725,123
Ravens	6	421,801	71,320	11/22/09	68,898	11/29/98	723,604
Raiders	7	344,724	62,000	12/16/07	40,287	9/15/91	681,138
Buccaneers	6	276,455	65,647	10/6/03	25,577	12/15/85	654,329
Seahawks	7	407,277	67,855	12/24/05	39,574	12/4/94	639,067
Panthers	3	197,982	74,136	11/2/15	49,841	12/3/95	377,174
TOTAL	**466**	**26,687,436**					**52,290,728**

COLTS IN OVERTIME

*Playoffs **Playoffs (Double Overtime) #Season Opener

DATE	OPPONENT	SITE	COIN TOSS	SCORE	ELAPSED
12/28/58*	N.Y. Giants **RESULT:** Alan Ameche 1 run	New York	N.Y. Giants	W 23-17	8:15
12/26/65*	Green Bay **RESULT:** Don Chandler 25 FG	Green Bay	Green Bay	L 10-13	13:39
12/14/75	Miami **RESULT:** Toni Linhart 31 FG	Baltimore	Miami	W 10-7	12:44
12/24/77**	Oakland **RESULT:** Dave Casper 10 pass from Ken Stabler	Baltimore	Colts	L 31-37	15:43
9/9/79#	Tampa Bay **RESULT:** Neil O'Donoghue 31 FG	Baltimore	Colts	L 26-29	1:41
12/19/82	Green Bay **RESULT:** Tie Game	Baltimore	Green Bay	T 20-20	15:00
9/4/83#	New England **RESULT:** Johnie Cooks 52 fumble return	Foxboro	New England	W 29-23	0:30
9/25/83	Chicago **RESULT:** Raul Allegre 33 FG	Baltimore	Colts	W 22-19	4:51
9/4/88#	Houston **RESULT:** Tony Zendejas 35 FG	Indianapolis	Colts	L 14-17	3:51
10/29/89	New England **RESULT:** Greg Davis 51 FG	Indianapolis	New England	L 20-23	9:57
12/10/89	Cleveland **RESULT:** Mike Prior 58 interception return	Indianapolis	Cleveland	W 23-17	10:54
12/8/91	New England **RESULT:** Michael Timpson 45 pass from Hugh Millen	Foxboro	Colts	L 17-23	8:55

COLTS IN OVERTIME (CONT)

DATE	OPPONENT	SITE	COIN TOSS	SCORE	ELAPSED
10/11/92	N.Y. Jets **RESULT:** Dean Biasucci 47 FG	Indianapolis	Colts	W 6-3	3:01
11/15/92	New England **RESULT:** Charlie Baumann 18 FG	Indianapolis	Colts	L 34-37	3:25
11/29/92	Buffalo **RESULT:** Dean Biasucci 40 FG	Indianapolis	Colts	W 16-13	3:51
9/3/95#	Cincinnati **RESULT:** Doug Pelfrey 47 FG	Indianapolis	Cincinnati	L 21-24	2:36
9/10/95	N.Y. Jets **RESULT:** Mike Cofer 52 FG	East Rutherford	N.Y. Jets	W 27-24	4:27
10/8/95	Miami **RESULT:** Cary Blanchard 27 FG	Miami	Colts	W 27-24	4:58
10/6/96	Buffalo **RESULT:** Steve Christie 39 FG	Buffalo	Colts	L 13-16	9:22
12/11/96	Buffalo **RESULT:** Cary Blanchard 49 FG	Indianapolis	Buffalo	W 13-10	8:14
9/27/98	New Orleans **RESULT:** Cam Cleeland 33 pass from Danny Wuerffel	Indianapolis	New Orleans	L 13-19	6:10
12/30/00*	Miami **RESULT:** Lamar Smith 17 run	Miami	Miami	L 17-23	11:26
11/24/02	Denver **RESULT:** Mike Vanderjagt 51 FG	Denver	Colts	W 23-20	5:38
10/6/03	Tampa Bay **RESULT:** Mike Vanderjagt 29 FG	Tampa Bay	Tampa Bay	W 38-35	11:13
10/12/03	Carolina **RESULT:** John Kasay 47 FG	Indianapolis	Carolina	L 20-23	5:39
12/26/04	San Diego **RESULT:** Mike Vanderjagt 30 FG	Indianapolis	Colts	W 34-31	2:47
1/13/09*	San Diego **RESULT:** Darren Sproles 22 run	San Diego	San Diego	L 17-23	6:20
12/15/10	Dallas **RESULT:** David Buehler 38 FG	Indianapolis	Colts	L 28-31	7:05
10/28/12	Tennessee **RESULT:** Vick Ballard 16 pass from Andrew Luck	Tennessee	Colts	W 19-13	4:49
10/4/15	Jacksonville **RESULT:** Adam Vinatieri 27 FG	Indianapolis	Jacksonville	W 16-13	10:24
11/2/15	Carolina **RESULT:** Graham Gano 52 FG	Carolina	Colts	L 29-26	9:38

REGULAR SEASON	14-11-1
Home	8-8-1
Away	6-3

PLAYOFFS	1-4
Home	0-1
Away	1-3

BALTIMORE (1953-83)	
Overall	4-3-1
Home	2-2-1
Away	2-1

INDIANAPOLIS (1984-Present)	
Overall	11-12
Home	6-7
Away	5-5

WIN COIN TOSS	**7-8**
LOSE COIN TOSS	**8-7-1**

COLTS OVERTIME RECORDS BY OPPONENT

Buffalo	2-1	Denver	1-0	N.Y. Giants	1-0
Carolina	0-2	Green Bay	0-1-1	N.Y. Jets	2-0
Chicago	1-0	Jacksonville	1-0	Oakland	0-1
Cincinnati	0-1	Miami	2-1	San Diego	1-1
Cleveland	1-0	New England	1-3	Tampa Bay	1-1
Dallas	0-1	New Orleans	0-1	Tennessee	1-1

LUCAS OIL
STADIUM
2014 AFC CHAMPIONS
2012 AFC SOUTH CHAMPIONS
2013 AFC SOUTH WILDCARD
2010 AFC SOUTH CHAMPIONS
2009 AFC CHAMPIONS

1999 AFC EAST CHAMPIONS
1996 AFC WILDCARD
1995 AFC FINALIST
1987 AFC EAST CHAMPIONS
BRIDGESTONE

RECORDS

INDIVIDUAL RECORDS

National Football League records are indicated by an asterisk. Since the Colts joined the NFL in 1953, the league has increased the number of games played each season from 12 in 1953 to the current 16 in 1978. Here are the dates that the league increased the number of games played each season:

1953-1960: 12 games 1961-1977: 14 games 1978-2015: 16 games

Note: The 1982 NFL regular season was reduced from 16 games to nine games because of a players' strike. The 1987 season was 15 games due to a players' strike.

SERVICE

MOST SEASONS

17	John Unitas, 1956-72
14	Reggie Wayne, 2001-14
14	Peyton Manning, 1998-11
13	Raymond Berry, 1955-67
13	Eugene Daniel, 1984-96
13	Ray Donaldson, 1980-92
13	Marvin Harrison, 1996-08
13	David Lee, 1966-78
13	Gino Marchetti, 1953-64, 66
13	Rohn Stark, 1982-94
13	Dick Szymanski, 1955, 57-68
13	Jeff Saturday, 1999-11
13	Robert Mathis, 2003-15

MOST GAMES PLAYED

211	Reggie Wayne, 2001-14
208	Peyton Manning, 1998-10
206	John Unitas, 1956-72
198	Eugene Daniel, 1984-96
197	Rohn Stark, 1982-94
197	Jeff Saturday, 1999-11
192	Justin Snow, 2000-11
190	Marvin Harrison, 1996-08
184	David Lee, 1966-78
184	Ray Donaldson, 1980-92

MOST CONSECUTIVE GAMES PLAYED

208	Peyton Manning, 1998-10
192	Justin Snow, 2000-11
189	Reggie Wayne, 2001-13
160	Hunter Smith, 1999-08
155	Jerry Logan, 1963-72

SCORING

MOST POINTS (CAREER)

1,095	Adam Vinatieri, 2006-15
995	Mike Vanderjagt, 1998-05
783	Dean Biasucci, 1984, 86-94
778	Marvin Harrison, 1996-08
678	Lenny Moore, 1956-67
586	Lou Michaels, 1964-69
498	Reggie Wayne, 2001-14
458	Edgerrin James, 1999-05
408	Raymond Berry, 1955-67
394	Toni Linhart, 1974-79

MOST POINTS (SEASON)

157	Mike Vanderjagt, 2003
145	Mike Vanderjagt, 1999
140	Adam Vinatieri, 2014
139	Adam Vinatieri, 2013
135	Cary Blanchard, 1996

MOST POINTS (SEASON) cont...

129	Adam Vinatieri, 2010
125	Mike Vanderjagt, 2001
121	Mike Vanderjagt, 2000
121	Mike Vanderjagt, 2005
120	Lenny Moore, 1964
119	Mike Vanderjagt, 2004
118	Adam Vinatieri, 2007
117	Cary Blanchard, 1997
115	Adam Vinatieri, 2012
114	Dean Biasucci, 1988
113	Adam Vinatieri, 2006
112	Raul Allegre, 1983
110	Edgerrin James, 2000
109	Toni Linhart, 1976
107	Adam Vinatieri, 2015
106	Lou Michaels, 1967
104	Jim Martin, 1963
104	Lou Michaels, 1964
104	Mike Vanderjagt, 1998
103	Mike Vanderjagt, 2002
103	Adam Vinatieri, 2008
102	Lou Michaels, 1968
102	Edgerrin James, 1999
101	Lou Michaels, 1965

MOST POINTS (ROOKIE)

112	Raul Allegre, 1983
102	Edgerrin James, 1999
93	Jim O'Brien, 1970
78	Curtis Dickey, 1980
72	Marshall Faulk, 1994

MOST POINTS (GAME)

24	Lenny Moore vs. Chi, Oct. 4, 1958
24	Lenny Moore vs. LA Rams, Oct. 16, 1960
24	Lenny Moore vs. Min, Oct. 1, 1961
24	Lydell Mitchell vs. Buf, Oct. 12, 1975
24	Eric Dickerson vs. Den, Oct. 31, 1988
24	Joseph Addai vs. Phil, Nov. 26, 2006
20	Reggie Wayne at Den, Oct. 29, 2006

MOST POINTS (ROOKIE-GAME)

24	Joseph Addai vs. Phil, Nov. 26, 2006
18	Billy Vessels vs. LA Rams, Nov. 25, 1956
18	Marshall Faulk vs. Hou, Sept. 4, 1994
18	Marvin Harrison at K.C., Dec. 15, 1996
18	Edgerrin James at Phil, Nov. 21, 1999
18	Edgerrin James at Cle, Dec. 26, 1999
16	Raul Allegre at Phil, Oct. 30, 1983

MOST CONSECUTIVE GAMES SCORING

130	Adam Vinatieri, G1-2006/G16-2014
118	Mike Vanderjagt, G10-1998/G16-2005
58	Lou Michaels, G13-1965/G14-1969
55	Steve Myhra, G8-1957/G14-1961
55	Dean Biasucci, G11-1987/G2-1991
44	Toni Linhart, G13-1974/G14-1977
44	Cary Blanchard, G5-1995/G16-1997
28	Jim O'Brien, G1-1970/G14-1971
27	Raul Allegre, G6-1984/G16-1985
26	Dean Biasucci, G2-5-84, G1-86/G9-87
21	Steve Mike-Mayer, G12-1979/G16-1980

MOST CONSECUTIVE GAMES SCORING (ROOKIE)

14	Jim O'Brien, G1-14, 1970
11	Raul Allegre, G1-11, 1983
10	Buck McPhail, G1-10, 1953
7	Curtis Dickey, G7-13, 1980
5	Alan Ameche, G1-5, 1955
5	Steve Myhra, G8-12, 1957

MOST SEASONS LEADING TEAM

9	Dean Biasucci, 1986-94
9	Adam Vinatieri, 2006-08, 10-15
8	Mike Vanderjagt, 1998-05
5	Lenny Moore, 1956-58, 60, 64
4	Lou Michaels, 1965-68
4	Toni Linhart, 1974, 76-78

MOST CONSECUTIVE SEASONS LEADING TEAM

9	Dean Biasucci, 1986-94
8	Mike Vanderjagt, 1998-05
6	Adam Vinatieri, 2010-15
4	Lou Michaels, 1965-68
3	Lenny Moore, 1956-58
3	Jim O'Brien, 1970-72
3	Toni Linhart, 1976-78
3	Raul Allegre, 1983-85
3	Adam Vinatieri, 2006-08

MOST KICK-SCORING POINTS (GAME)

18	Lou Michaels vs. S.F., Sept. 25, 1966
17	Lou Michaels vs. St.L., Oct. 12, 1964
17	Cary Blanchard at Buf, Sept. 21, 1997
17	Mike Vanderjagt, vs. Den, Jan. 6, 2002
17	Mike Vanderjagt at Ten, Dec. 7, 2003
16	Lou Michaels at Chi, Nov. 8, 1964
16	Toni Linhart vs. Buf, Dec. 12, 1965

MOST KICK-SCORING POINTS (GAME)
cont...
16 Raul Allegre at Phil, Oct. 30, 1983
16 Dean Biasucci at Mia, Nov. 15, 1987
16 Mike Vanderjagt vs. Balt, Oct. 13, 2002
16 Adam Vinatieri vs. Ten, Dec. 1, 2013
16 Adam Vinatieri at NYG, Nov. 3, 2014
15 (6 times) Last: Adam Vinatieri vs. Hou, Nov. 16, 2008

MOST NON KICK-SCORING POINTS (SEASON)
120 Lenny Moore, 1964
110 Edgerrin James, 2000
102 Edgerrin James, 1999
92 Joseph Addai, 2007
90 Lenny Moore, 1961
90 Lydell Mitchell, 1975
90 Eric Dickerson, 1988
90 Marvin Harrison, 2001
90 Marvin Harrison, 2004

MOST SEASONS 100+ POINTS
8 Mike Vanderjagt, 1998-05
8 Adam Vinatieri, 2006-08, 10, 12-15
4 Lou Michaels, 1964-65, 67-68
2 Cary Blanchard, 1996-97
2 Edgerrin James, 1999-00
1 Allegre/Biasucci/Linhart/Martin/Moore

MOST CONSECUTIVE SEASONS 100+ POINTS
8 Mike Vanderjagt, 1998-05
4 Adam Vinatieri, 2012-15
3 Adam Vinatieri, 2006-08
2 Lou Michaels, 1964-65, 67-68
2 Cary Blanchard, 1996-97
2 Edgerrin James, 1999-00

TOUCHDOWNS

MOST (CAREER)
128 Marvin Harrison, 1996-08
113 Lenny Moore, 1956-67
82 Reggie Wayne, 2001-14
75 Edgerrin James, 1999-05
68 Raymond Berry, 1955-67
58 Don McCauley, 1971-81
57 Tom Matte, 1961-72
51 Marshall Faulk, 1994-98
50 Jimmy Orr, 1961-70
48 Joseph Addai, 2006-11

MOST (SEASON)
20 Lenny Moore, 1964
18 Edgerrin James, 2000
17 Edgerrin James, 1999
15 Lenny Moore, 1961
15 Lydell Mitchell, 1975
15 Eric Dickerson, 1988
15 Marvin Harrison, 2001
15 Marvin Harrison, 2004
15 Joseph Addai, 2007

MOST (ROOKIE)
17 Edgerrin James, 1999
13 Curtis Dickey, 1980
12 Marshall Faulk, 1994
10 Dominic Rhodes, 2001
9 (3 times) Last: Rodney Culver, 1992

MOST (GAME)
4 Lenny Moore vs. Chi, Oct. 4, 1958
4 Lenny Moore vs. LA Rams, Oct. 16, 1960
4 Lenny Moore vs. Min, Oct. 1, 1961
4 Lydell Mitchell vs. Buf, Oct. 12, 1975
4 Eric Dickerson vs. Den, Oct. 31, 1988
4 Joseph Addai vs. Phil, Nov. 26, 2006
3 (40 times) Last: Dallas Clark vs. Den, Dec. 13, 2009

MOST (ROOKIE-GAME)
4 Joseph Addai vs. Phil, Nov. 26, 2006
3 Billy Vessels vs. LA Rams, Nov. 25, 1956
3 Marshall Faulk vs. Hou, Sept. 4, 1994
3 Marvin Harrison at K.C., Dec. 15, 1996
3 Edgerrin James at Phil, Nov. 21, 1999
3 Edgerrin James at Cle, Dec. 26, 1999
2 (30 times) Last: Donte Moncrief vs. Was, Nov. 30, 2014

MOST CONSECUTIVE GAMES SCORING TD
18 Lenny Moore, G7-9-1963, G1-1964/G1-1965
11 Lydell Mitchell, G6-1975/G2-1976
8 Edgerrin James, G3-10, 2005
7 Raymond Berry, G8-1959/G2-1960
7 Curtis Dickey, G7-13, 1980
6 Lenny Moore, G9-1957/G2-1958
6 Lenny Moore, G6-11, 1961
6 Tom Matte, G2-7, 1969
5 (10 times) Last: Reggie Wayne, G3-7, 2009

MOST CONSECUTIVE GAMES SCORING TD (ROOKIE)
7 Curtis Dickey, G7-13, 1980
5 Alan Ameche, G1-5, 1955
4 Lenny Moore, G3-6, 1956
4 Marshall Faulk, G8-11,1994
4 James Mungro, G11-14, 2002
3 (5 times) Last: Austin Collie, G12-14, 2009

MOST SEASONS LEADING TEAM
6 Lenny Moore, 1956-58, 60-61, 64
5 Marvin Harrison, 1996, 01-02, 04, 06
4 Marshall Faulk, 1994-95, 97-98
4 Edgerrin James, 1999-00, 03, 05
3 Tom Matte, 1967-69
3 Curtis Dickey, 1980-81, 83

MOST CONSECUTIVE SEASONS LEADING TEAM
3 Lenny Moore, 1956-58
3 Tom Matte, 1967-69
2 (10 times) Last: Marvin Harrison, 2001-02

MOST 10+ TD SEASONS
8 Marvin Harrison, 1999-06
5 Lenny Moore, 1957-58, 60-61, 64
4 Edgerrin James, 1999-00, 03, 05
3 Tom Matte, 1967-69
3 Marshall Faulk, 1994-95, 98
3 Reggie Wayne, 2004, 07, 09
2 Addai/Berry/Clark/Dickey/McCauley/Orr
1 Bulaich/Carr/Dickey/Mitchell/Rhodes/Stokley

MOST CONSECUTIVE 10+ TD SEASONS
8 Marvin Harrison, 1999-06
3 Tom Matte, 1967-69
2 Lenny Moore, 1957-58, 60-61
2 Raymond Berry, 1959-60
2 Don McCauley, 1975-76
2 Curtis Dickey, 1980-81
2 Marshall Faulk, 1994-95
2 Edgerrin James, 1999-00

POINTS AFTER TOUCHDOWN

MOST ATTEMPTS (CAREER)
381 Adam Vinatieri, 2006-15
346 Mike Vanderjagt, 1998-05
270 Lou Michaels, 1964-69
261 Dean Biasucci, 1984, 86-94
195 Toni Linhart, 1974-79
189 Steve Myhra, 1957-61
98 Jim O'Brien, 1970-72
77 Raul Allegre, 1983-85
75 Steve Mike-Mayer, 1979-80
73 Cary Blanchard, 1995-97

MOST ATTEMPTS (SEASON)
60 Mike Vanderjagt, 2004
54 Lou Michaels, 1964
52 Toni Linhart, 1975
52 Mike Vanderjagt, 2005
51 Steve Myhra, 1958
51 Steve Myhra, 1959
51 Toni Linhart, 1976
51 Adam Vinatieri, 2007
51 Adam Vinatieri, 2010

MOST ATTEMPTS (ROOKIE)
38 Jim O'Brien, 1970
26 Tom Feamster, 1956
24 George Hunt, 1973
24 Raul Allegre, 1983
23 Buck McPhail, 1953

MOST MADE (CAREER)
375 Adam Vinatieri, 2006-15
344 Mike Vanderjagt, 1998-05
263 Lou Michaels, 1964-69

MOST MADE (CAREER) cont...
255 Dean Biasucci, 1984, 86-94
184 Toni Linhart, 1974-79
180 Steve Myhra, 1957-61
95 Jim O'Brien, 1970-72

MOST MADE (SEASON)
59 Mike Vanderjagt, 2004
53 Lou Michaels, 1964
52 Mike Vanderjagt, 2005
51 Toni Linhart, 1975
51 Adam Vinatieri, 2010
50 Steve Myhra, 1959
50 Adam Vinatieri, 2014
49 Toni Linhart, 1976
49 Adam Vinatieri, 2007
48 Steve Myhra, 1958
48 Lou Michaels, 1965
48 Lou Michaels, 1968

MOST MADE (ROOKIE)
36 Jim O'Brien, 1970
24 Tom Feamster, 1956
22 George Hunt, 1973
22 Raul Allegre, 1983
21 Buck McPhail, 1953

MOST MADE (GAME)
8 Tom Feamster vs. LA Rams, Nov. 5, 1956
8 Steve Myhra vs. G.B., Nov. 2, 1958
7 Steve Myhra vs. Chi, Oct. 4, 1958
7 Lou Michaels vs. Chi, Sept. 27, 1964
7 Lou Michaels at Atl, Nov. 12, 1967
7 Toni Linhart vs. NYJ, Nov. 16, 1975
7 Toni Linhart vs. Buf, Dec. 12, 1976
7 Raul Allegre vs. Buf, Oct. 6, 1985
7 Dean Biasucci vs. Den, Oct. 31, 1988
7 Mike Vanderjagt at N.O., Sept. 28, 2003
7 Mike Vanderjagt vs. Hou, Nov. 14, 2004
7 Adam Vinatieri vs. Was, Nov. 30, 2014

MOST MADE (ROOKIE-GAME)
8 Tom Feamster vs. LA Rams, Nov. 5, 1956

MOST CONSECUTIVE PATS
209 Adam Vinatieri, 2010-15
149 Mike Vanderjagt, 2001-04
125 Mike Vanderjagt, 1998-01
103 Lou Michaels, 1964-66
97 Adam Vinatieri, 2007-09
77 Dean Biasucci, 1986-88
73 Cary Blanchard, 1995-97
70 Mike Vanderjagt, 2004-05
62 Jim O'Brien, 1971-72
62 Mike Vanderjagt, 2001-02
56 Toni Linhart, 1975-76

HIGHEST PERCENTAGE (CAREER-50 MIN.)
100.0 Cary Blanchard, 1995-97
99.4 Mike Vanderjagt, 1998-05
98.4 Adam Vinatieri, 2006-15
97.7 Dean Biasucci, 1984, 86-94
97.4 Lou Michaels, 1964-69
97.0 Jim O'Brien, 1970-72
95.2 Steve Myhra, 1957-61
94.7 Steve Mike-Mayer, 1979-80
94.4 Toni Linhart, 1974-79
93.5 Raul Allegre, 1983-85

HIGHEST PERCENTAGE (SEASON-20 ATT.)
100.0 Lou Michaels, 1965
100.0 Jim O'Brien, 1972
100.0 Toni Linhart, 1974
100.0 Dean Biasucci (3), 1987, 92, 94
100.0 Cary Blanchard (3), 1995-97
100.0 Mike Vanderjagt (6), 1998-00, 02-03, 05
100.0 Adam Vinatieri (7) 2006, 08, 10, 11, 12, 13, 14
100.0 Matt Stover, 2009

HIGHEST PERCENTAGE (ROOKIE-SEASON-20 ATT.)
94.7 Jim O'Brien, 1970
92.3 Tom Feamster, 1956
91.7 George Hunt, 1973
91.7 Raul Allegre, 1983
91.3 Buck McPhail, 1953

FIELD GOALS

MOST ATTEMPTS (CAREER)
277 Adam Vinatieri, 2006-15
250 Dean Biasucci, 1984, 86-94
248 Mike Vanderjagt, 1998-05
197 Lou Michaels, 1964-69
116 Toni Linhart, 1974-79
105 Cary Blanchard, 1995-97
94 Jim O'Brien, 1970-72
91 Steve Myhra, 1957-61
81 Bert Rechichar, 1953-59
79 Raul Allegre, 1983-85

Adam Vinatieri leads the franchise in career field goals attempted and made.

MOST ATTEMPTS (SEASON)
41 Cary Blanchard, 1997
40 Adam Vinatieri, 2013
40 Cary Blanchard, 1996

MOST ATTEMPTS (SEASON) cont...
39 Steve Myhra, 1961
39 Jim Martin, 1963
39 Lou Michaels, 1966
38 Mike Vanderjagt, 1999
37 Lou Michaels, 1967
37 Mike Vanderjagt, 2003
35 Lou Michaels, 1964
35 Raul Allegre, 1983

MOST ATTEMPTS (ROOKIE)
35 Raul Allegre, 1983
34 Jim O'Brien, 1970

MOST ATTEMPTS (GAME)
6 Toni Linhart vs. NYJ, Nov. 28, 1976
6 Raul Allegre at Phil, Oct. 30, 1983
6 Dean Biasucci vs. Mia, Sept. 25, 1988

MOST ATTEMPTS (ROOKIE-GAME)
6 Raul Allegre at Phil, Oct. 30, 1983
5 Jim O'Brien vs. Phil, Dec. 6, 1970
5 Raul Allegre at Den, Nov. 11, 1983
4 (5 times) Last: Raul Allegre vs. Chi, Sept. 25, 1983

MOST FGS MADE (CAREER)
240 Adam Vinatieri, 2006-15
217 Mike Vanderjagt, 1998-05
176 Dean Biasucci, 1984, 86-94
107 Lou Michaels, 1964-69
87 Cary Blanchard, 1995-97
70 Toni Linhart, 1974-79
57 Raul Allegre, 1983-85
52 Jim O'Brien, 1970-72
44 Steve Myhra, 1957-61

MOST FGS MADE (SEASON-16 MIN.)
37 Mike Vanderjagt, 2003
36 Cary Blanchard, 1996
35 Adam Vinatieri, 2013
34 Mike Vanderjagt, 1999
32 Cary Blanchard, 1997
30 Raul Allegre, 1983
30 Adam Vinatieri, 2014
28 Mike Vanderjagt, 2001
27 Mike Vanderjagt, 1998
26 Dean Biasucci, 1993
26 Adam Vinatieri, 2010
26 Adam Vinatieri, 2012
25 Dean Biasucci, 1988
25 Mike Vanderjagt, 2000
25 Adam Vinatieri, 2006
25 Adam Vinatieri, 2015

MOST FGS MADE (ROOKIE)
30 Raul Allegre, 1983
19 Jim O'Brien, 1970
16 George Hunt, 1973

MOST FGS MADE (GAME)
5 Lou Michaels vs. S.F., Sept. 25, 1966

MOST FGS MADE (GAME) cont...
5 Raul Allegre at Phil, Oct. 30, 1983
5 Dean Biasucci vs. Mia, Sept. 25, 1988
5 Cary Blanchard at Buf, Sept. 21, 1997
5 Mike Vanderjagt vs. Den, Jan 6, 2002
5 Mike Vanderjagt vs. Balt, Oct. 13, 2002
5 Mike Vanderjagt at Ten, Dec. 7, 2003
5 Adam Vinatieri vs. Ten, Dec. 1, 2013

MOST FGS MADE (ROOKIE-GAME)
5 Raul Allegre at Phil, Oct. 30, 1983
4 Raul Allegre at Den, Dec. 11, 1983
3 Jim O'Brien at S.D., Sept. 20, 1970
3 Jim O'Brien at NYJ, Oct. 18, 1970
3 Jim O'Brien vs. Phil, Dec. 6, 1970
3 George Hunt at N.E., Oct. 7, 1973
3 George Hunt at Det, Oct. 21, 1973
3 Raul Allegre at N.E., Sept. 4, 1983
3 Raul Allegre at Buf, Sept. 18, 1983
3 Raul Allegre vs. Chi, Sept. 25, 1983

HIGHEST PERCENTAGE (CAREER-30 MIN.)
87.5 Mike Vanderjagt, 1998-05
86.6 Adam Vinatieri, 2006-15
82.9 Cary Blanchard, 1995-97
72.2 Raul Allegre, 1983-85
70.4 Dean Biasucci, 1984, 86-94
61.5 Jim Martin, 1963
60.5 Toni Linhart, 1974-79
55.3 Jim O'Brien, 1970-72
54.0 Lou Michaels, 1964-69

HIGHEST PERCENTAGE (SEASON-20 MIN.)
100.0 Mike Vanderjagt, 2003
96.8 Adam Vinatieri, 2014
92.9 Adam Vinatieri, 2010
92.6 Adam Vinatieri, 2015
92.0 Mike Vanderjagt, 2005
90.0 Cary Blanchard, 1996
89.5 Mike Vanderjagt, 1999
89.3 Adam Vinatieri, 2006
88.9 Dean Biasucci, 1987
87.5 Adam Vinatieri, 2013
87.1 Mike Vanderjagt, 1998
85.7 Raul Allegre, 1983
85.2 Adam Vinatieri, 2011
83.9 Dean Biasucci, 1993

HIGHEST PERCENTAGE (ROOKIE-20 MIN.)
85.7 Raul Allegre, 1983
57.1 George Hunt, 1973
55.9 Jim O'Brien, 1970

HIGHEST PERCENTAGE (GAME-5 MIN.)
100.0 Lou Michaels vs. S.F., Sept. 25, 1966

HIGHEST PERCENTAGE (GAME-5 MIN.) cont...
100.0 Cary Blanchard at Buf, Sept. 21, 1997
100.0 Mike Vanderjagt vs. Den, Jan. 6, 2002
100.0 Mike Vanderjagt at Ten, Dec. 7, 2003
100.0 Adam Vinatieri vs. Ten, Dec. 1, 2013

MOST CONSECUTIVE SUCCESSFUL FIELD GOALS
42 Mike Vanderjagt, G15-16, 2002/G1, 2004
35 Adam Vinatieri, G14-16, 2013/ G1-16, 2014
28 Mike Vanderjagt, G7-16, 1999/ G1-2000
25 Adam Vinatieri, G4-G16, 2015
17 Adam Vinatieri, G6-16, 2010
16 Mike Vanderjagt, G2-11, 2000
16 Mike Vanderjagt, G6-15, 2005
15 Adam Vinatieri, G1-2, 6-8, 2006
13 Cary Blanchard, G8-12, 1996
13 Cary Blanchard, G1-6, 1997
12 Adam Vinatieri, G12-16, 2006/ G2, 2007
11 Jim O'Brien, G1-5, 1971
11 Adam Vinatieri, G4-7, 2013

MOST CONSECUTIVE GAMES SCORING FIELD GOALS
23 Mike Vanderjagt, G15-16, 2002/ G1-4, 6, 2004
21 Cary Blanchard, G3-1996/G7-1997
21 Mike Vanderjagt, G3-16, 1999/ G7-2000
18 Dean Biasucci, G8-1988/G9-1989
14 Adam Vinatieri, G11-16, 2006/ G8, 2007
14 Adam Vinatieri, G14-16, 2013/ G1-G11, 2014
12 Toni Linhart, G3-14, 1977
11 Lou Michaels, G13-1965/G9-1966

LONGEST FIELD GOAL
58 Dan Miller at S.D., Dec. 26, 1982
56 Bert Rechichar vs. Chi, Sept. 27, 1953
55 Raul Allegre at Den, Dec. 11, 1983
55 Dean Biasucci at Den, Oct. 15, 1989
55 Dean Biasucci at Mia, Dec. 30, 1990
55 Adam Vinatieri vs. Den, Nov. 8, 2015
54 Raul Allegre vs. S.D., Nov. 4, 1984
54 Dean Biasucci at N.E., Nov. 11, 1990
54 Dean Biasucci at Sea, Sept. 29, 1991
54 Mike Vanderjagt at Den, Nov. 24, 2002
54 Adam Vinatieri vs. Jax, Oct. 4, 2015
53 Lou Michaels vs. Dal, Dec. 3, 1967
53 Raul Allegre at Cin, Oct. 2, 1983

LONGEST FIELD GOAL cont...
53 Dean Biasucci vs. Chi, Sept. 11, 1988
53 Dean Biasucci at Cin, Sept. 12, 1993
53 Mike Vanderjagt at Balt, Nov. 29, 1998
53 Mike Vanderjagt at Mia, Dec. 5, 1999
53 Adam Vinatieri vs. K.C, Oct. 9, 2011
53 Adam Vinatieri vs. Min, Sept. 16, 2012
53 Adam Vinatieri vs. Ten, Dec. 9, 2012
53 Adam Vinatieri vs. NE, Nov. 16, 2014

LONGEST FIELD GOAL (ROOKIE)
58 Dan Miller at S.D., Dec. 26, 1982
55 Raul Allegre at Den, Dec. 11, 1983
53 Raul Allegre at Cin, Oct. 2, 1983
50 Dean Biasucci vs. St.L., Sept. 16, 1984
48 Jim O'Brien vs. Bos, Oct. 25, 1970

MOST 50+ FIELD GOALS (CAREER)
19 Adam Vinatieri, 2006-15
18 Dean Biasucci, 1984, 86-94
14 Mike Vanderjagt, 1998-05
7 Raul Allegre, 1983-85
7 Cary Blanchard, 1995-97
4 Bert Rechichar, 1953-59
3 Lou Michaels, 1964-69
2 Dan Miller, 1982
1 Martin/Myhra/O'Brien

MOST 50+ FIELD GOALS (SEASON)
6 Dean Biasucci, 1988
6 Mike Vanderjagt, 1998
5 Cary Blanchard, 1996
4 Raul Allegre, 1983
4 Adam Vinatieri, 2012
4 Adam Vinatieri, 2013
4 Adam Vinatieri, 2015
3 Raul Allegre, 1984
3 Mike Vanderjagt, 2001
3 Mike Vanderjagt, 2002
3 Adam Vinatieri, 2014

MOST 50+ FIELD GOALS (GAME)
2 Dean Biasucci vs. Mia, Sept. 25, 1988
2 Mike Vanderjagt at Den, Nov. 24, 2002
2 Adam Vinatieri at S.D., Oct. 14, 2013

MOST SEASONS 50+ FIELD GOALS
10 Dean Biasucci, 1984, 86-94
6 Adam Vinatieri, 2008, 11-15
5 Mike Vanderjagt, 1998-99, 01-03
3 Cary Blanchard, 1995-97
2 Rechichar/Michaels/Allegre

MOST CONSC. SEASONS 50+ FGS
10 Dean Biasucci, 1984, 86-94
5 Adam Vinatieri, 2011-15
3 Cary Blanchard, 1995-97
3 Mike Vanderjagt, 2001-03
2 Raul Allegre, 1983-84
2 Mike Vanderjagt, 1998-99

MOST CONSC. SUCCESSFUL 50+ FIELD GOALS
7 Adam Vinatieri, 2013-14
6 Cary Blanchard, 1995-96
5 Mike Vanderjagt, 2001-03
4 Raul Allegre, 1983
4 Adam Vinatieri, 2015
3 Dean Biasucci, 1986-87
3 Dean Biasucci, 1988
3 Mike Vanderjagt, 1998 (twice)

RUSHING

MOST ATTEMPTS (CAREER)
2188 Edgerrin James, 1999-05
1391 Lydell Mitchell, 1972-77
1389 Marshall Faulk, 1994-98
1258 Eric Dickerson, 1987-91
1200 Tom Matte, 1961-72
1095 Joseph Addai, 2006-11
1069 Lenny Moore, 1956-67
990 Randy McMillan, 1981-86
964 Ian Ameche, 1955-60
800 Curtis Dickey, 1980-85

MOST ATTEMPTS (SEASON)
388 Eric Dickerson, 1988
387 Edgerrin James, 2000
369 Edgerrin James, 1999
360 Edgerrin James, 2005
334 Edgerrin James, 2004
324 Marshall Faulk, 1998
314 Eric Dickerson, 1989
314 Marshall Faulk, 1994
310 Edgerrin James, 2003
301 Lydell Mitchell, 1977

MOST ATTEMPTS (ROOKIE)
369 Edgerrin James, 1999
314 Marshall Faulk, 1994
233 Dominic Rhodes, 2001
226 Joseph Addai, 2006
213 Alan Ameche, 1955
211 Vick Ballard, 2012

MOST ATTEMPTS (GAME)
40 Lydell Mitchell at NYJ, Oct. 20, 1974
38 Edgerrin James at Sea, Oct. 15, 2000
36 Eric Dickerson vs. Buf, Dec. 18, 1988
36 Edgerrin James vs. NYJ, Nov. 16, 2003
35 Lydell Mitchell vs. Mia, Dec. 9, 1973
35 Eric Dickerson vs. S.D., Nov. 8, 1987

MOST ATTEMPTS (GAME) cont...
34 Lydell Mitchell vs. N.E., Dec. 16, 1973
34 Lydell Mitchell vs. N.E., Dec. 21, 1975
34 Dominic Rhodes at Buf, Nov. 4, 2001
34 Edgerrin James at N.E., Nov. 7, 2005
33 Lydell Mitchell at Atl, Nov. 17, 1974
33 Lydell Mitchell vs. Mia, Oct. 10, 1976
33 Eric Dickerson vs. T.B., Dec. 27, 1987

MOST ATTEMPTS (ROOKIE-GAME)
34 Dominic Rhodes at Buf, Nov. 4, 2001
32 Edgerrin James at N.E., Sept. 19, 1999
31 Dominic Rhodes vs. Den, Jan 6, 2002
29 Dominic Rhodes vs. Atl, Dec. 16, 2001
28 Rodney Culver at N.E., Dec. 6, 1992
28 Edgerrin James at Cle, Dec. 26, 1999
28 James Mungro at Phil, Nov. 10, 2002

MOST SEASONS LEADING TEAM
6 Edgerrin James, 1999-00, 02-05
5 Alan Ameche, 1955-59
5 Tom Matte, 1963, 67-69, 71
5 Lydell Mitchell, 1973-77
5 Eric Dickerson, 1987-91
5 Marshall Faulk, 1994-98
4 Randy McMillan, 1982, 84-86
4 Joseph Addai, 2006-09
3 Lenny Moore, 1960, 62, 64
3 Curtis Dickey, 1980-81, 83

MOST CONSC. SEASONS LEADING TEAM
5 Alan Ameche, 1955-59
5 Lydell Mitchell, 1973-77
5 Eric Dickerson, 1987-91
5 Marshall Faulk, 1994-98
4 Edgerrin James, 2002-05
4 Joseph Addai, 2006-09
3 Tom Matte, 1967-69
3 Randy McMillan, 1984-86
2 Curtis Dickey, 1980-81
2 Edgerrin James, 1999-00
2 Donald Brown, 2010-11

MOST SEASONS 100+ ATTEMPTS
7 Edgerrin James, 1999-05
6 Randy McMillan, 1981-86
6 Joseph Addai, 2006-11
5 Alan Ameche, 1955-59
5 Tom Matte, 1963, 67-69, 71
5 Lydell Mitchell, 1973-77

MOST SEASONS 100+ ATTEMPTS cont...
5 Eric Dickerson, 1987-91
5 Marshall Faulk, 1994-98
4 Curtis Dickey, 1980-81, 83-84
4 Donald Brown, 2010-13

MOST CONSC. SEASONS 100+ ATTEMPTS
7 Edgerrin James, 1999-05
6 Randy McMillan, 1981-86
6 Joseph Addai, 2006-11
5 Alan Ameche, 1955-59
5 Lydell Mitchell, 1973-77
5 Eric Dickerson, 1987-91
5 Marshall Faulk, 1994-98

MOST GAMES WITH ATTEMPTS (CAREER)
164 John Unitas, 1956-72
143 Peyton Manning, 1998-11
134 Lenny Moore, 1956-67
127 Tom Matte, 1961-72
126 Don McCauley, 1971-81

MOST YARDS (CAREER)
9226 Edgerrin James, 1999-05
5487 Lydell Mitchell, 1972-77
5320 Marshall Faulk, 1994-98
5194 Eric Dickerson, 1987-91
5174 Lenny Moore, 1956-67
4646 Tom Matte, 1961-72
4045 Alan Ameche, 1955-60
4453 Joseph Addai, 2006-11
3876 Randy McMillan, 1981-86
3490 Curtis Dickey, 1980-85

Edgerrin James leads the franchise in career rushing yards and most rushing yards in a season.

MOST YARDS (SEASON)
1709 Edgerrin James, 2000
1659 Eric Dickerson, 1988
1553 Edgerrin James, 1999
1548 Edgerrin James, 2004
1506 Edgerrin James, 2005
1319 Marshall Faulk, 1998
1311 Eric Dickerson, 1989
1282 Marshall Faulk, 1994
1259 Edgerrin James, 2003
1200 Lydell Mitchell, 1976
1193 Lydell Mitchell, 1975
1159 Lydell Mitchell, 1977
1122 Curtis Dickey, 1983
1104 Dominic Rhodes, 2001

MOST YARDS (SEASON) cont...

1081 Joseph Addai, 2006
1078 Marshall Faulk, 1995
1072 Joseph Addai, 2007
1054 Marshall Faulk, 1997
1011 Eric Dickerson, 1987

MOST YARDS (ROOKIE)

1553 Edgerrin James, 1999
1282 Marshall Faulk, 1994
1104 Dominic Rhodes, 2001
1081 Joseph Addai, 2006
961 Alan Ameche, 1955
814 Vick Ballard, 2012

MOST YARDS (GAME)

219 Edgerrin James at Sea, Oct. 15, 2000
204 Edgerrin James at Chi, Nov. 21, 2004
198 Norm Bulaich vs. NYJ, Sept. 19, 1971
196 Eric Dickerson vs. T.B., Dec. 27, 1987
194 Alan Ameche vs. Chi, Sept. 25, 1955
192 Marshall Faulk at Balt, Nov. 29, 1998
185 Lenny Moore vs. G.B., Oct. 28, 1956
178 Lydell Mitchell vs. K.C., Nov. 30, 1975
177 Marshall Faulk vs. St.L. Rams, Oct. 1, 1995
177 Dominic Rhodes vs. Atl, Dec. 16, 2001

MOST YARDS (ROOKIE-GAME 150+ YARDS)

194 Alan Ameche vs. Chi, Sept. 25, 1955
185 Lenny Moore vs. G.B., Oct. 28, 1956
177 Dominic Rhodes vs. Atl, Dec. 16, 2001
171 Joseph Addai, vs. Phil, Nov. 26, 2006
153 Alan Ameche vs. Det, Oct. 1, 1955

MOST SEASONS LEADING TEAM

6 Edgerrin James, 1999-00, 02-05
5 Alan Ameche, 1955-59
5 Lydell Mitchell, 1973-77
5 Eric Dickerson, 1987-91
5 Marshall Faulk, 1994-98
4 Tom Matte, 1963, 67-69
4 Randy McMillan, 1982, 84-86
4 Joseph Addai, 2006-09
3 Lenny Moore, 1960, 62, 64
3 Curtis Dickey, 1980-81, 83

MOST CONSC. SEASONS LEADING TEAM

5 Alan Ameche, 1955-59

MOST CONSC. SEASONS LEADING TEAM cont...

5 Lydell Mitchell, 1973-77
5 Eric Dickerson, 1987-91
5 Marshall Faulk, 1994-98
4 Edgerrin James, 2002-05
4 Joseph Addai, 2006-09
3 Tom Matte, 1967-69
3 Randy McMillan, 1984-86

MOST 100+ GAMES (CAREER)

49 Edgerrin James, 1999-05
24 Eric Dickerson, 1987-91
16 Lydell Mitchell, 1972-77
14 Marshall Faulk, 1994-98
8 Joseph Addai, 2006-11
7 Alan Ameche, 1955-60
6 Lenny Moore, 1956-67
6 Curtis Dickey, 1980-85
6 Randy McMillan, 1981-86

MOST 100+ GAMES (SEASON)

10 Edgerrin James, 1999
9 Edgerrin James, 2000
9 Edgerrin James, 2005
8 Eric Dickerson, 1988
8 Edgerrin James, 2004
6 Eric Dickerson, 1987
6 Eric Dickerson, 1989
6 Edgerrin James, 2003
5 Lydell Mitchell, 1975
5 Edgerrin James, 2001
5 Dominic Rhodes, 2001

MOST 100+ GAMES (ROOKIE)

10 Edgerrin James, 1999
5 Dominic Rhodes, 2001
4 Marshall Faulk, 1994
3 Alan Ameche, 1955
2 Lenny Moore, 1956
2 Roosevelt Potts, 1993
2 Joseph Addai, 2006

MOST CONSC. 100+ GAMES

5 Edgerrin James, G14-16, 2000/G2, 2001
5 Edgerrin James, G5-9, 2005
4 Eric Dickerson, G8-11, 1987
4 Edgerrin James, G7-10, 1999
4 Edgerrin James, G10-13, 2004
3 Lydell Mitchell, G10-12, 1975
3 Eric Dickerson, G14-15-1987/G1-1988
3 Eric Dickerson, G3-5, 1988
3 Eric Dickerson, G16-1988/G2-1989
3 Edgerrin James, G6-8, 2000
3 Edgerrin James, G4-6, 2001
3 Edgerrin James, G16, 2003/G2, 2004

MOST YARDS TWO RUSHERS (SEASON)

1924 Dickey (1122)/McMillan (802), 1983
1889 Dickerson (1659)/Bentley (230), 1988

MOST YARDS TWO RUSHERS (SEASON) cont...

1825 James (1709)/Manning (116), 2000
1802 James (1548)/Rhodes (254), 2004
1766 Rhodes (1104)/James (662), 2001

MOST TOUCHDOWNS (CAREER)

64 Edgerrin James, 1999-05
63 Lenny Moore, 1956-67
45 Tom Matte, 1961-72
42 Marshall Faulk, 1994-98
40 Alan Ameche, 1955-60
40 Don McCauley, 1971-81
39 Joseph Addai, 2006-11
32 Eric Dickerson, 1987-91
27 Lydell Mitchell, 1972-77
26 Curtis Dickey, 1980-85

MOST TOUCHDOWNS (SEASON)

16 Lenny Moore, 1964
14 Eric Dickerson, 1988
13 Edgerrin James (3), 1999-00, 05
12 Joseph Addai, 2007
11 Tom Matte, 1969
11 Lydell Mitchell, 1975
11 Curtis Dickey, 1980
11 Marshall Faulk (2), 1994-95
11 Edgerrin James, 2003
10 Don McCauley, 1975
10 Joseph Addai, 2009

MOST TOUCHDOWNS (ROOKIE)

13 Edgerrin James, 1999
11 Curtis Dickey, 1980
11 Marshall Faulk, 1994
9 Alan Ameche, 1955
9 Dominic Rhodes, 2001

MOST TOUCHDOWNS (GAME)

4 Eric Dickerson vs. Den, Oct. 31, 1988
4 Joseph Addai vs. Phil, Nov. 26, 2006
3 Alan Ameche at G.B., Oct. 13, 1957
3 Lenny Moore vs. LA Rams, Oct. 16, 1960
3 Tom Matte vs. Was, Nov. 2, 1969
3 Don McCauley at Mia, Nov. 23, 1975
3 Randy McMillan vs. N.E., Dec. 1, 1985
3 Marshall Faulk vs. Hou, Sept. 4, 1994
3 Marshall Faulk vs. St.L. Rams, Oct. 1, 1995
3 Edgerrin James at Cle, Dec. 26, 1999
3 Edgerrin James at Sea, Oct. 15, 2000
3 Edgerrin James vs. Buf, Dec. 11, 2000
3 Edgerrin James vs. NYJ, Nov. 16, 2003
3 Edgerrin James vs. St.L. Rams, Oct. 17, 2005

MOST TOUCHDOWNS (ROOKIE-GAME)
- 4 Joseph Addai vs. Phil, Nov. 26, 2006
- 3 Marshall Faulk vs. Hou, Sept. 4, 1994
- 3 Edgerrin James at Cle, Dec. 26, 1999
- 2 (23 times) Last: Andrew Luck at Jax, Nov. 8, 2012

MOST GAMES WITH TOUCHDOWNS (CAREER)
- 54 Lenny Moore, 1956-67
- 44 Edgerrin James, 1999-05
- 37 Tom Matte, 1961-72
- 32 Don McCauley, 1971-81
- 32 Marshall Faulk, 1994-98
- 31 Alan Ameche, 1955-60
- 30 Joseph Addai, 2006-11
- 24 Lydell Mitchell, 1972-77
- 22 Curtis Dickey, 1980-85
- 22 Eric Dickerson, 1987-91

MOST GAMES WITH TOUCHDOWNS (SEASON)
- 12 Lenny Moore, 1964
- 9 Lydell Mitchell, 1975
- 9 Eric Dickerson, 1988
- 9 Edgerrin James (2), 2000, 05
- 9 Joseph Addai (2), 2007, 09
- 8 (6 times) Last: Edgerrin James, 1999

MOST GAMES WITH TOUCHDOWNS (ROOKIE)
- 8 Alan Ameche, 1955
- 8 Curtis Dickey, 1980
- 8 Edgerrin James, 1999
- 7 Rodney Culver, 1992
- 7 Marshall Faulk, 1994
- 7 Dominic Rhodes, 2001

MOST CONSC. GAMES RUSHING TDS
- 11 Lenny Moore, G8-9-1963/G9, 1964
- 9 Lydell Mitchell, G8-14-1975/G1, 1976
- 7 Curtis Dickey, G9-15, 1980
- 6 Tom Matte, G2-7, 1969
- 6 Edgerrin James, G5-10, 2005
- 5 Alan Ameche, G1-5, 1955
- 5 Edgerrin James, G6-10, 2000
- 4 Lenny Moore, G3-6, 1956
- 4 Jerry Hill, G13-14-1964/G1-2, 1965
- 4 Don McCauley, G3-6, 1976
- 4 Marshall Faulk, G2, 5-6, 8, 1996
- 4 James Mungro, G11-14, 2002
- 4 Edgerrin James, G2-5, 2004
- 4 Joseph Addai, G1-4, 2007
- 3 (13 times) Last: Joseph Addai, G8-10, 2009

MOST CONSC. GAMES RUSHING TDS (ROOKIE)
- 7 Curtis Dickey, G9-15, 1980
- 5 Alan Ameche, G1-5, 1955

MOST CONSC. GAMES RUSHING TDS (ROOKIE) cont...
- 4 Lenny Moore, G3-6, 1956
- 4 James Mungro, G11-14, 2002
- 3 (5 times) Last: Dominic Rhodes, G13-15, 2001

MOST SEASONS LEADING TEAM (*tied for lead)
- 6 Lenny Moore, 1956*, 60-61, 64, 65*, 66*
- 5 Alan Ameche, 1955, 56*, 57-59
- 5 Randy McMillan, 1982*, 83-84, 86*
- 5 Marshall Faulk, 1994-98
- 5 Edgerrin James, 1999-00, 03-05
- 4 Tom Matte, 1967-69, 71*
- 4 Don McCauley, 1973*, 76-78
- 4 Eric Dickerson, 1988-89, 90*, 91
- 3 Lydell Mitchell, 1973*, 74-75
- 3 Curtis Dickey, 1980-81, 82*
- 3 Joseph Addai, 2006-07, 09

MOST CONSC. SEASONS LEADING TEAM (*tied)
- 5 Alan Ameche, 1955-59 (56*)
- 5 Randy McMillan, 1982-86 (82, 86*)
- 5 Marshall Faulk, 1994-98
- 4 Eric Dickerson, 1988-91 (90*)

HIGHEST AVERAGE (CAREER-300 ATT/4.0)
- 4.8 Lenny Moore, 1956-67
- 4.5 Albert Bentley, 1985-91
- 4.4 Curtis Dickey, 1980-85
- 4.3 Donald Brown, 2009-13
- 4.2 Alan Ameche, 1955-60
- 4.2 Edgerrin James, 1999-05
- 4.1 Eric Dickerson, 1987-91
- 4.1 Joseph Addai, 2006-11
- 4.0 Tony Lorick, 1964-67
- 4.0 Norm Bulaich, 1970-72
- 4.0 Dominic Rhodes, 2001-06, 08, 10

HIGHEST AVERAGE (SEASON-80 ATT)
- 7.5 Lenny Moore, 1956
- 7.3 Lenny Moore, 1958
- 7.0 Lenny Moore, 1961
- 5.3 Donald Brown, 2013
- 5.2 George Wonsley, 1985
- 5.1 Ahmad Bradshaw, 2014
- 5.1 Tony Lorick, 1964
- 5.0 Lenny Moore, 1957
- 4.9 Norm Bulaich, 1971
- 4.8 Alan Ameche, 1956
- 4.8 Curtis Dickey, 1981
- 4.8 Joseph Addai, 2006
- 4.8 Donald Brown, 2011

HIGHEST AVERAGE (ROOKIE-80 ATT, 4.5+)
- 7.5 Lenny Moore, 1956
- 5.1 Tony Lorick, 1964
- 4.8 Joseph Addai, 2006
- 4.7 Dominic Rhodes, 2001
- 4.5 Curtis Dickey, 1980
- 4.5 Alan Ameche, 1955

HIGHEST AVERAGE (GAME-10 ATT) *ROOKIE
- 14.2 *Lenny Moore vs. G.B., Oct. 28, 1956
- 11.3 Lenny Moore at Det, Oct. 19, 1958
- 11.3 Marshall Faulk at Balt, Nov. 29, 1998
- 10.9 *Lenny Moore at Cle, Nov. 11, 1956
- 10.1 Donald Brown vs. Ten, Dec. 18, 2011
- 9.6 Curtis Dickey at Den, Sept. 20, 1981
- 9.3 *Ron Lee vs. Hou, Nov. 1, 1976
- 9.3 Marshall Faulk vs. St.L. Rams, Oct. 1, 1995
- 9.2 *Alan Ameche vs. Chi, Sept. 25, 1955
- 9.2 Tom Matte vs. LA Rams, Dec. 15, 1963
- 9.2 Donald Brown vs. Jax, Dec. 19, 2010
- 9.1 *Randy McMillan at N.E., Sept. 6, 1981

LONGEST RUSHES (*ROOKIE)
- 80t Tom Matte vs. St.L., Oct. 12, 1964
- 80t Donald Brown vs. Ten, Dec. 18, 2011
- 79t *Alan Ameche vs. Chi, Sept. 25, 1955
- 79t *Lenny Moore vs. G.B., Oct. 28, 1956
- 77t *Dominic Rhodes at K.C., Oct. 25, 2001
- 73t Lenny Moore vs. S.F., Nov. 30, 1958
- 72t *Lenny Moore vs. G.B., Oct. 28, 1956
- 72 *Edgerrin James at NYG, Nov. 14, 1999
- 70t *Lenny Moore at Cle, Nov. 11, 1956
- 70t Lydell Mitchell vs. K.C., Nov. 30, 1975
- 70t Albert Bentley at LA Raid, Dec. 21, 1986
- 69t *Ron Lee vs. Hou, Nov. 1, 1976
- 68t Marshall Faulk at Balt, Nov. 29, 1998
- 67t Norm Bulaich vs. NYJ, Sept. 19, 1971
- 67t Curtis Dickey vs. Dal, Dec. 6, 1981
- 67t *Owen Gill vs. Hou, Dec. 22, 1985

PASSING

MOST ATTEMPTS (CAREER)
- 7210 Peyton Manning, 1998-11
- 5110 John Unitas, 1956-72
- 2464 Bert Jones, 1973-81
- 2106 Andrew Luck, 2012-15
- 1536 Jack Trudeau, 1986-93
- 1532 Jeff George, 1990-93
- 1230 Jim Harbaugh, 1994-97
- 1154 Mike Pagel, 1982-85
- 676 Earl Morrall, 1968-71
- 576 Marty Domres, 1972-75
- 533 Greg Landry, 1979-81

MOST ATTEMPTS (SEASON)

679 Peyton Manning, 2010
627 Andrew Luck, 2012
616 Andrew Luck, 2014
591 Peyton Manning, 2002
575 Peyton Manning, 1998
571 Peyton Manning (2), 2000, 09
570 Andrew Luck, 2013
566 Peyton Manning, 2003
557 Peyton Manning, 2006
555 Peyton Manning, 2008
547 Peyton Manning, 2001
533 Peyton Manning, 1999
515 Peyton Manning, 2007

MOST ATTEMPTS (ROOKIE)

627 Andrew Luck, 2012*
575 Peyton Manning, 1998
417 Jack Trudeau, 1986
334 Jeff George, 1990
237 George Shaw, 1955
233 Chris Chandler, 1988

MOST ATTEMPTS (GAME)

59 Jeff George at Was, Nov. 7, 1993
57 Jack Trudeau at NYJ, Nov. 16, 1986
57 Peyton Manning at Hou, Sept. 12, 2010
56 Peyton Manning at S.D., Nov. 11, 2007
55 Andrew Luck vs. G.B., Oct. 7, 2012
54 Peyton Manning at S.D., Sept. 26, 1999
54 Peyton Manning at N.E., Oct. 8, 2000
54 Andrew Luck at Det, Dec. 2, 2012
53 Bert Jones vs. NYJ, Dec. 15, 1974
53 Jack Trudeau vs. NYJ, Sept. 28, 1986
53 Andrew Luck at Den, Sept. 7, 2014
53 Andrew Luck at Cle, Dec. 7, 2014
52 Peyton Manning vs. N.E., Nov. 1, 1998
52 Peyton Manning at N.E., Nov. 21, 2010
51 Peyton Manning at NYJ, Dec. 3, 2000
51 Peyton Manning vs. S.F., Nov. 25, 2001
51 Peyton Manning at Phil, Nov. 7, 2010
50 Peyton Manning vs. Ten, Nov. 3, 2002
50 Peyton Manning at Jax, Dec. 10, 2006
50 Peyton Manning vs. Hou, Nov. 8, 2009
50 Andrew Luck at N.E., Nov. 18, 2012
50 Andrew Luck vs. N.E., Oct. 18, 2015

MOST ATTEMPTS (ROOKIE-GAME)

57 Jack Trudeau at NYJ, Nov. 16, 1986
55 Andrew Luck vs. G.B., Oct. 7, 2012
54 Andrew Luck at Det., Dec. 2, 2012

MOST ATTEMPTS (ROOKIE-GAME)
cont...

53 Jack Trudeau vs. NYJ, Sept. 28, 1986
52 Peyton Manning vs. N.E., Nov. 1, 1998
50 Andrew Luck at N.E., Nov. 18, 2012
44 Jack Trudeau vs. N.O., Oct. 12, 1986
44 Peyton Manning at NYJ, Sept. 20, 1998
44 Peyton Manning vs. NYJ, Nov. 15, 1998

MOST SEASONS LEADING TEAM (ATT/COMP)

15 John Unitas, 1956-67, 69-71
13 Peyton Manning, 1998-10
6 Bert Jones, 1974-77, 80-81
4 Mike Pagel, 1982-85
4 Jeff George, 1990-93
4 Jim Harbaugh, 1994-97
4 Andrew Luck, 2012-15

MOST CONSC. SEASONS LEADING TEAM (ATT/COMP)

13 Peyton Manning, 1998-10
12 John Unitas, 1956-67
4 Bert Jones, 1974-77
4 Mike Pagel, 1982-85
4 Jeff George, 1990-93
4 Jim Harbaugh, 1994-97
4 Andrew Luck, 2012-15

MOST 40+ ATTEMPT GAMES

59 Peyton Manning, 1998-11
23 Andrew Luck, 2012-15
9 Jack Trudeau, 1986-93
8 John Unitas, 1956-72
8 Bert Jones, 1973-81
8 Jeff George, 1990-93
5 Jim Harbaugh, 1994-97
2 Greg Landry, 1979-81
2 Dan Orlovsky, 2011
2 Matt Hasselbeck, 2015
1 Domres/Hogeboom/Justin/Painter

MOST SEASONS 200+ ATTEMPTS

13 John Unitas, 1957-67, 69-70
13 Peyton Manning, 1998-10
6 Bert Jones, 1974-77, 80-81
4 Mike Pagel, 1982-85
4 Jeff George, 1990-93
4 Jim Harbaugh, 1994-97
4 Andrew Luck, 2012-15
3 Jack Trudeau, 1986-87, 89

CONSC. SEASONS 200+ ATTEMPTS

13 Peyton Manning, 1998-10
11 John Unitas, 1957-67
4 Bert Jones, 1974-77
4 Mike Pagel, 1982-85
4 Jeff George, 1990-93

CONSC. SEASONS 200+ ATTEMPTS
cont...

4 Jim Harbaugh, 1994-97
4 Andrew Luck, 2012-15

MOST GAMES WITH ATTEMPTS (CAREER)

208 Peyton Manning, 1998-11
202 John Unitas, 1956-72
97 Bert Jones, 1973-81
61 Jack Trudeau, 1986-93
55 Andrew Luck, 2012-15
52 Jim Harbaugh, 1994-97

MOST COMPLETIONS (CAREER)

4682 Peyton Manning, 1998-11
2796 John Unitas, 1956-72
1382 Bert Jones, 1973-81
1224 Andrew Luck, 2012-15
874 Jeff George, 1990-93
812 Jack Trudeau, 1986-93
746 Jim Harbaugh, 1994-97
587 Mike Pagel, 1982-85
363 Earl Morrall, 1968-71
308 Greg Landry, 1979-81
293 Marty Domres, 1972-75

MOST COMPLETIONS (SEASON)

450 Peyton Manning, 2010
393 Peyton Manning, 2009
392 Peyton Manning, 2002
380 Andrew Luck, 2014
379 Peyton Manning, 2003
371 Peyton Manning, 2008
362 Peyton Manning, 2006
357 Peyton Manning, 2000
343 Andrew Luck, 2013
343 Peyton Manning, 2001
339 Andrew Luck, 2012
337 Peyton Manning, 2007
336 Peyton Manning, 2004

MOST COMPLETIONS (ROOKIE)

339 Andrew Luck, 2012
326 Peyton Manning, 1998
204 Jack Trudeau, 1986
181 Jeff George, 1990
129 Chris Chandler, 1988
119 George Shaw, 1955
111 Mike Pagel, 1982

MOST COMPLETIONS (GAME)

40 Peyton Manning at Hou, Sept. 12, 2010
38 Peyton Manning at N.E., Nov. 21, 2010
37 Jeff George at Was, Nov. 7, 1993
37 Peyton Manning vs. Ten, Nov. 3, 2002
36 Bert Jones vs. NYJ, Dec. 15, 1974
36 Peyton Manning at Ten, Oct. 11, 2009
36 Peyton Manning vs. Dal, Dec. 5, 2010
35 Andrew Luck at Den, Sept. 7, 2014

MOST COMPLETIONS (GAME) cont...

34	Peyton Manning at T.B., Oct. 6, 2003
34	Peyton Manning at S.D., Nov. 11, 2007
34	Peyton Manning vs. Hou, Nov. 8, 2009
33	Peyton Manning vs. Oak, Sept. 10, 2000
33	Peyton Manning at Jax, Oct. 3, 2010
32	Peyton Manning at Pit, Oct. 21, 2002
32	Peyton Manning at Den, Oct. 29, 2006
32	Peyton Manning at S.D., Nov. 23, 2008
32	Andrew Luck vs. Balt, Oct. 5, 2014
31	(8 times) Last: Andrew Luck at Jax, Sept. 21, 2014

MOST COMPLETIONS (ROOKIE-GAME)

31	Andrew Luck vs. G.B., Oct. 7, 2012
30	Peyton Manning vs. N.E., Nov. 1, 1998
30	Andrew Luck vs. Mia, Nov. 4, 2012
27	Jack Trudeau at NYJ, Nov. 16, 1986
27	Peyton Manning at Balt, Nov. 29, 1998
27	Andrew Luck at N.E., Nov. 18, 2012
26	Peyton Manning vs. NYJ, Nov. 15, 1998
26	Andrew Luck at Ten, Oct. 28, 2012
24	Jack Trudeau vs. N.O., Oct. 12, 1986
24	Andrew Luck at Det, Dec. 2, 2012

MOST CONSECUTIVE COMPLETIONS

23	Peyton Manning vs. Det/at Jax, Dec. 14-Dec. 18, 2008
17	Bert Jones vs. NYJ, Dec. 15, 1974
17	Peyton Manning vs. Cle/at Ten, Sept. 25-Oct. 2, 2005
17	Peyton Manning vs. Den/at Jax, Dec. 13-Dec. 17, 2009
16	Peyton Manning at Ten, Oct. 11, 2009
15	Peyton Manning vs. St.L. at Hou, Oct. 17-Oct. 23, 2005

MOST GAMES WITH COMPLETIONS (CAREER)

208	Peyton Manning, 1998-11
200	John Unitas, 1956-72
96	Bert Jones, 1973-81
61	Jack Trudeau, 1986-93
55	Andrew Luck, 2012-15
52	Jim Harbaugh, 1994-97

MOST GAMES 20+ COMPLETIONS (CAREER)

153	Peyton Manning, 1998-11
37	Andrew Luck, 2012-15
33	John Unitas, 1956-72
20	Bert Jones, 1973-81
17	Jeff George, 1990-93
13	Jack Trudeau, 1986-93

MOST CONSC. GAMES 20+ COMPLETIONS

14	Peyton Manning, G1-14, 2010
13	Andrew Luck, G15-16, 2013, G1-11, 2014
12	Peyton Manning, G3-14, 2003
12	Peyton Manning, G3-14, 2009
7	Peyton Manning, G15-16-2000/ G1-5-2001
7	Peyton Manning, G2-8, 2002
7	Peyton Manning, G4-10, 2005
7	Peyton Manning, G4-10, 2006
6	Peyton Manning, G6-11, 2008

MOST SEASONS 150+ COMPLETIONS

13	Peyton Manning, 1998-11
12	John Unitas, 1959-67, 69-70
5	Bert Jones, 1975-77, 80-81
4	Jeff George, 1990-93
4	Andrew Luck, 2012-15
3	Jim Harbaugh, 1995-97

CONSC. SEASONS 150+ COMPLETIONS

13	Peyton Manning, 1998-10
9	John Unitas, 1959-67
4	Jeff George, 1990-93
4	Andrew Luck, 2012-15
3	Bert Jones, 1975-77
3	Jim Harbaugh, 1995-97

HIGHEST PERCENTAGE (CAREER-1,000 ATT)

64.9	Peyton Manning, 1998-11
60.7	Jim Harbaugh, 1994-97
58.1	Andrew Luck, 2012-15
57.0	Jeff George, 1990-93
56.1	Bert Jones, 1973-81
54.7	John Unitas, 1956-72

HIGHEST PERCENTAGE (GAME-15 ATT)

87.5	Peyton Manning vs. Ten, Dec. 30, 2007 (14-16)
85.3	Peyton Manning at Jax, Dec. 18, 2008 (29-34)
85.0	John Unitas at Atl, Nov. 12, 1967 (17-20)
84.2	John Unitas vs. Mia, Dec. 11, 1971 (16-19)
83.3	Peyton Manning vs. Atl, Dec. 14, 2003 (25-30)
82.6	Peyton Manning vs. Cle, Sept. 25, 2005 (19-23)
82.1	Peyton Manning at Det, Nov. 25, 2004 (23-28)
82.1	Peyton Manning at Den, Oct. 29, 2006 (32-39)

HIGHEST PERCENTAGE (GAME-15 ATT) cont...

81.8	Jim Harbaugh at Buf, Oct, 16, 1994 (18-22)
81.8	Peyton Manning at Ten, Oct. 11, 2009 (36-44)
81.3	Peyton Manning vs. Cin, Dec. 7, 2008 (26-32)
81.1	Dan Orlovsky at N.E., Dec. 4, 2011 (30-37)
80.6	Peyton Manning vs. Cin, Dec. 18, 2006 (29-36)
80.0	(4 times) Last: Peyton Manning vs. Hou, Dec. 23, 2007 (28-35)

HIGHEST PERCENTAGE (ROOKIE-GAME-20 ATT)

75.0	John Unitas vs. LA Rams, Nov. 25, 1956 (18-24)
70.4	Peyton Manning at Atl, Dec. 6, 1998 (19-27)
69.2	Andrew Luck at Jax, Nov. 8, 2012 (18-26)
68.4	Andrew Luck at Ten, Oct 28, 2012 (26-38)
68.2	George Shaw at LA Rams, Dec. 5, 1955 (15-22)
68.0	Mike Pagel at S.D., Dec. 26, 1982 (17-25)
67.7	Jeff George at Cin, Nov. 25, 1990 (21-31)

HIGHEST PERCENTAGE (SEASON-200 ATT)

68.8	Peyton Manning, 2009
67.6	Peyton Manning, 2004
67.3	Peyton Manning, 2005
67.0	Peyton Manning, 2003
66.8	Peyton Manning, 2008
66.3	Peyton Manning, 2002, 10
65.4	Peyton Manning, 2007
65.0	Peyton Manning, 2006
63.7	Jim Harbaugh, 1995
62.7	Peyton Manning, 2001
61.7	Andrew Luck, 2014

HIGHEST PERCENTAGE (ROOKIE-SEASON-100 ATT)

56.7	Peyton Manning, 1998
55.6	John Unitas, 1956
55.4	Chris Chandler, 1988
54.2	Jeff George, 1990
54.1	Andrew Luck, 2012
50.2	Mike Pagel, 1982
50.2	George Shaw, 1955

MOST YARDS (CAREER)

54828	Peyton Manning, 1998-11
39768	John Unitas, 1956-72
17663	Bert Jones, 1973-81
14838	Andrew Luck, 2012-15
9647	Jack Trudeau, 1986-93
9551	Jeff George, 1990-93
8705	Jim Harbaugh, 1994-97

MOST YARDS (CAREER) cont...

7474	Mike Pagel, 1982-85
5666	Earl Morrall, 1968-71
3471	Marty Domres, 1972-75
3402	Greg Landry, 1979-81

Peyton Manning leads the franchise with 54,828 passing yards and 399 touchdowns.

MOST YARDS (SEASON)

4761	Andrew Luck, 2014
4700	Peyton Manning, 2010
4557	Peyton Manning, 2004
4500	Peyton Manning, 2009
4413	Peyton Manning, 2000
4397	Peyton Manning, 2006
4374	Andrew Luck, 2012
4267	Peyton Manning, 2003
4200	Peyton Manning, 2002
4135	Peyton Manning, 1999
4131	Peyton Manning, 2001
4040	Peyton Manning, 2007
4002	Peyton Manning, 2008
3822	Andrew Luck, 2013
3747	Peyton Manning, 2005
3739	Peyton Manning, 1998
3481	John Unitas, 1963
3428	John Unitas, 1967
3134	Bert Jones, 1980
3104	Bert Jones, 1976
3099	John Unitas, 1960
3094	Bert Jones, 1981

MOST YARDS (ROOKIE)

4374	Andrew Luck, 2012*
3739	Peyton Manning, 1998
2225	Jack Trudeau, 1986
2152	Jeff George, 1990
1619	Chris Chandler, 1988
1586	George Shaw, 1955

MOST YARDS (GAME)

472	Peyton Manning at K.C., Oct. 31, 2004
440	Peyton Manning vs. Jax, Sept. 25, 2000
433	Peyton Manning at Hou, Sept. 12, 2010
433	Andrew Luck vs. Mia, Nov. 4, 2012
425	Peyton Manning vs. Ten, Dec. 5, 2004

MOST YARDS (GAME) cont...

421	Peyton Manning vs. Buf, Sept. 23, 2001
404	Peyton Manning at S.D., Sept. 26, 1999
401	John Unitas vs. Atl, Sept. 17, 1967
401	Peyton Manning vs. NYJ, Nov. 16, 2003
400	Peyton Manning vs. Hou, Sept. 17, 2006
400	Andrew Luck at Pit, Oct. 26, 2014

MOST YARDS (ROOKIE-GAME)

433	Andrew Luck vs. Mia, Nov. 4, 2012*
391	Andrew Luck at Det, Dec. 2, 2012
362	Andrew Luck vs. G.B., Oct. 7, 2012
359	Jack Trudeau at NYJ, Nov. 16, 1986
357	Peyton Manning at Balt, Nov. 29, 1998
334	Andrew Luck at N.E., Nov. 18, 2012
335	Peyton Manning at Sea, Dec. 20, 1998
315	Jack Trudeau vs. N.O., Oct. 12, 1986
314	John Unitas at Det, Nov. 18, 1956

Andrew Luck holds the NFL rookie record for the most passing yards in one game.

MOST SEASONS LEADING TEAM (YDS/TDS)

14	John Unitas, 1956-67, 69-70
13	Peyton Manning, 1998-11
6	Bert Jones, 1974-77, 80-81
4	Mike Pagel, 1982-85
4	Jeff George, 1990-93
4	Jim Harbaugh, 1994-97
4	Andrew Luck, 2012-15

MOST CONSC. SEASONS LEADING TEAM (YDS/TDS)

13	Peyton Manning, 1998-10
12	John Unitas, 1956-67
4	Bert Jones, 1974-77
4	Mike Pagel, 1982-85
4	Jeff George, 1990-93
4	Jim Harbaugh, 1994-97
4	Andrew Luck, 2012-15

MOST 2,000+ SEASONS

13	John Unitas, 1957-67, 69-70

MOST 2,000+ SEASONS cont...

13	Peyton Manning, 1998-10
5	Bert Jones, 1975-77, 80-81
3	Jeff George, 1990-91, 93
3	Jim Harbaugh, 1995-97
3	Andrew Luck, 2012-14
2	Mike Pagel, 1983, 85
2	Jack Trudeau, 1986, 89

John Unitas is tied for the franchise record for the most 2,000-plus passing yardage seasons.

MOST CONSC. 2,000+ SEASONS

13	Peyton Manning, 1998-10
11	John Unitas, 1957-67
3	Bert Jones, 1975-77
3	Jim Harbaugh, 1995-97
3	Andrew Luck, 2012-14

MOST 300+ GAMES (CAREER)

63	Peyton Manning, 1998-11
26	John Unitas, 1956-72
21	Andrew Luck, 2012-15
8	Bert Jones, 1973-81
7	Jeff George, 1990-93
5	Jack Trudeau, 1986-93
2	Earl Morrall, 1968-71
2	Jim Harbaugh, 1994-97
1	Landry/Hasselbeck/Hogeboom/ Justin/Orlovsky

MOST 300+ GAMES (SEASON)

10	Andrew Luck, 2014
9	Peyton Manning, 2009
7	Peyton Manning, 2010
6	Peyton Manning (2), 2004, 06
6	Andrew Luck, 2012
5	Peyton Manning (2), 2000-01
4	John Unitas (2) 1960, 63
4	Peyton Manning (5), 1998, 02-03, 05, 08

MOST 300+ GAMES (ROOKIE)

6	Andrew Luck, 2012*
4	Peyton Manning, 1998
2	Jack Trudeau, 1986
1	John Unitas, 1956

MOST CONSC. 300+ GAMES

8	Andrew Luck, G3-10, 2014
5	Peyton Manning, G1-5, 2009
3	John Unitas, G12-14, 1963
3	Peyton Manning, G6-8, 2006
3	Peyton Manning, G7-9, 2009

MOST TOUCHDOWNS (CAREER)
399 Peyton Manning, 1998-11
287 John Unitas, 1956-72
122 Bert Jones, 1973-81
101 Andrew Luck, 2012-15
49 Jim Harbaugh, 1994-97
47 Earl Morrall, 1968-71
41 Jack Trudeau, 1986-93
41 Jeff George, 1990-93
39 Mike Pagel, 1982-85
22 Gary Hogeboom, 1986-88
21 George Shaw, 1955-58
21 Marty Domres, 1972-75

MOST TOUCHDOWNS (SEASON)
49 Peyton Manning, 2004
40 Andrew Luck, 2014
33 Peyton Manning (3), 2000, 09, 10
32 John Unitas, 1959
31 Peyton Manning (2), 2006-07
29 Peyton Manning, 2003
28 Peyton Manning, 2005
27 Peyton Manning (2), 2002, 08
26 Earl Morrall, 1968
26 Peyton Manning (3), 1998-99, 01

MOST TOUCHDOWNS (ROOKIE)
26 Peyton Manning, 1998
23 Andrew Luck, 2012
16 Jeff George, 1990
10 George Shaw, 1955
9 John Unitas, 1956
8 Jack Trudeau, 1986
8 Chris Chandler, 1988

MOST TOUCHDOWNS (GAME)
6 Peyton Manning at N.O., Sept. 28, 2003
6 Peyton Manning at Det, Nov. 25, 2004
5 Gary Cuozzo at Min, Nov. 4, 1965
5 Gary Hogeboom at Buf, Oct. 4, 1987
5 Peyton Manning vs. Atl, Dec. 14, 2003
5 Peyton Manning vs. G.B., Sept. 26, 2004
5 Peyton Manning at K.C., Oct. 31, 2004
5 Peyton Manning vs. Hou, Nov. 14, 2004
5 Andrew Luck vs. Was, Nov. 30, 2014
4 (45 times) Last: Andrew Luck at NYG, Nov. 3, 2014

MOST TOUCHDOWNS (ROOKIE-GAME)
4 Andrew Luck at Det, Dec. 2, 2012
3 John Unitas vs. LA Rams, Nov. 25, 1956
3 Jeff George at Cin, Nov. 25, 1990
3 Jeff George vs. Was, Dec. 22, 1990
3 Peyton Manning at S.F., Oct. 18, 1998

MOST TOUCHDOWNS (ROOKIE-GAME) cont...
3 Peyton Manning vs. NYJ, Nov. 15, 1998
3 Peyton Manning at Balt, Nov. 29, 1998
3 Peyton Manning vs. Cin, Dec. 13, 1998

MOST GAMES WITH TOUCHDOWNS (CAREER)
182 Peyton Manning, 1998-11
144 John Unitas, 1956-72
68 Bert Jones, 1973-81
47 Andrew Luck, 2012-15
31 Mike Pagel, 1982-85
31 Jim Harbaugh, 1994-97
30 Jack Trudeau, 1986-93

MOST GAMES WITH TOUCHDOWNS (SEASON)
15 Peyton Manning (5), 1998, 00, 02, 04, 06
15 Andrew Luck, 2014
14 Peyton Manning (5), 1999, 01, 07, 08, 10
13 Earl Morrall, 1968
13 Peyton Manning, 2009
13 Andrew Luck, 2012
12 John Unitas (3), 1957, 59, 67
12 Bert Jones (2), 1976, 80
12 Peyton Manning (2), 2003, 05
12 Andrew Luck, 2013

MOST GAMES WITH TOUCHDOWNS (ROOKIE)
15 Peyton Manning, 1998
13 Andrew Luck, 2012
9 Jeff George, 1990
8 Chris Chandler, 1988
7 George Shaw, 1955
7 Jack Trudeau, 1986
6 John Unitas, 1956

MOST CONSC. GAMES PASSING TDS
47 John Unitas, G10-1956/G10-1960
27 Peyton Manning, G4-1998/G14-1999
18 Andrew Luck, G13-16-2013/G14-2014
16 Peyton Manning, G16-2003/G15-2004
13 Peyton Manning, G1-13-2000
13 Peyton Manning, G15-16-2000/G11-2001
12 Peyton Manning, G1-12-2006
12 Peyton Manning, G14-16-2006/G9-2007
11 John Unitas, G14-1966/G10-1967
11 Peyton Manning, G16-2001/G10-2002
11 Peyton Manning, G4-14-2005
10 John Unitas, G1-8,10-11-1965
10 Jim Harbaugh, G10-13,15-16-1995/G4-1996

MOST CONSC. GAMES PASSING TDS cont...
10 Peyton Manning, G13-16-2008/G6-2009

MOST CONSC. GAMES PASSING TDS (ROOKIE)
13 Peyton Manning, G4-16, 1998
7 Andrew Luck, G10-16, 2012
4 Bert Jones, G1-4, 1973
4 Jack Trudeau, G4-7, 1986
4 Jeff George, G9-12, 1990
4 Andrew Luck, G1-4, 2012
3 (4 times) Last: Jeff George, G14-16, 1990

MOST CONSC. GAMES 2+ TD PASSES
13 Peyton Manning, G1-13, 2004
12 John Unitas, G1-12, 1959
8 Peyton Manning, G6-13, 2005
7 John Unitas, G4-8, 10-11, 1965
7 Peyton Manning, G10-16, 2010
6 John Unitas, G5-10, 1960

HIGHEST TD PCT. (CAREER-1000 ATT)
5.62 John Unitas, 1956-72
5.53 Peyton Manning, 1998-11
4.95 Bert Jones, 1973-81
4.80 Andrew Luck, 2012-15
3.98 Jim Harbaugh, 1994-97
3.38 Mike Pagel, 1982-85

HIGHEST TD PCT. (SEASON-200 ATT)
9.86 Peyton Manning, 2004
8.72 John Unitas, 1959
8.20 Earl Morrall, 1968
8.16 John Unitas, 1965
7.97 John Unitas, 1957

HIGHEST TD PCT. (ROOKIE-SEASON-100 ATT)
4.79 Jeff George, 1990
4.55 John Unitas, 1956
4.52 Peyton Manning, 1998
4.22 George Shaw, 1955
3.70 Bert Jones, 1973
3.67 Andrew Luck, 2012

HIGHEST TD PCT. (GAME-20 ATT)
24.00 Peyton Manning at N.O., Sept. 28, 2003
23.53 Peyton Manning at Balt, Dec. 9, 2007
21.43 Peyton Manning at Det, Nov. 25, 2004
20.00 John Unitas at Atl, Nov. 12, 1967
20.00 Gary Hogeboom at Buf, Oct. 4, 1987

HIGHEST TD PCT. (ROOKIE-GAME-20 ATT)
12.50 John Unitas vs. LA Rams, Nov. 25, 1956
11.54 Peyton Manning vs. Cin, Dec. 13, 1998
10.00 Mike Pagel vs. Cin, Dec. 5, 1982

HIGHEST TD PCT. (ROOKIE-GAME-20 ATT) cont...

10.00 Peyton Manning at S.F., Oct. 18, 1998
9.68 Jeff George at Cin, Nov. 25, 1990

LONGEST PASSES

90t Jones to Roger Carr vs. NYJ, Nov. 16, 1975
89t Unitas to John Mackey at LA Rams, Oct. 30, 1966
89t Jones to Roger Carr at Buf, Nov. 9, 1975
88t Unitas to Tom Matte vs. Atl, Sept. 17, 1967
87t Painter to Pierre Garcon at T.B., Oct. 3, 2011
87t Luck to T.Y. Hilton vs. N.O., Oct. 25, 2015
86t Manning to Marcus Pollard at N.O., Nov. 18, 2001
85t Harbaugh to Marshall Faulk vs. Was, Oct. 23, 1994
84t Trudeau to Bill Brooks at S.F., Oct. 5, 1986
84t Morrall to Jimmy Orr at Atl, Sept. 22, 1968
83t Unitas to John Mackey at Min, Sept. 18, 1966
82t Shaw to Buddy Young at G.B., Oct. 8, 1955
82t Unitas to Lenny Moore at S.F., Dec. 8, 1957
82t Chandler to Clarence Verdin at LA Rams, Sept. 17, 1989

LONGEST PASSES (ROOKIE)

84t Trudeau to Bill Brooks at S.F., Oct. 5, 1986
82t Shaw to Buddy Young at G.B., Oct. 8, 1955
78t Manning to Marshall Faulk vs. N.O., Sept. 27, 1998
71t Sorgi to Reggie Wayne at Den, Jan. 2, 2005
70t Luck to T.Y. Hilton vs. Hou, Dec. 30, 2012
68t George to Bill Brooks vs. N.E., Sept. 16, 1990
66t DelBello to Bert Rechichar at Phil, Nov. 15, 1953

HIGHEST AVG. PER ATTEMPT (CAREER-1,000 ATT)

7.78 John Unitas, 1956-72
7.60 Peyton Manning, 1998-11
7.17 Bert Jones, 1973-81
7.08 Jim Harbaugh, 1994-97
7.05 Andrew Luck, 2012-15
6.48 Mike Pagel, 1982-85

HIGHEST AVG. PER ATTEMPT (SEASON-200 ATT)

9.26t John Unitas, 1964

HIGHEST AVG. PER ATTEMPT (SEASON-200 ATT) cont...

9.18t John Unitas, 1968
9.17t Peyton Manning, 2004
9.05t Bert Jones, 1976

HIGHEST AVG. PER ATTEMPT (ROOKIE-SEASON-100 ATT)

7.57 John Unitas, 1956
6.98 Andrew Luck, 2012
6.95 Chris Chandler, 1988
6.69 George Shaw, 1955
6.50 Peyton Manning, 1998
6.44 Jeff George, 1990

HIGHEST AVG. PER ATTEMPT (GAME-20 ATT)

18.50 John Unitas at Atl, Nov. 12, 1967
15.67 John Unitas vs. Det, Nov. 10, 1963
15.64 John Unitas vs. Min, Dec. 8, 1963
14.65 Peyton Manning at Balt, Dec. 9, 2007

HIGHEST AVG. PER ATTEMPT (ROOKIE-GAME-20 ATT)

12.21 John Unitas vs. LA Rams, Nov. 25, 1956
11.32 Jeff George vs. NYJ, Nov. 18, 1990
10.47 John Unitas at Det, Nov. 18, 1956

HIGHEST AVG. PER COMP (CAREER-1,000 ATT)

14.22 John Unitas, 1956-72
12.78 Bert Jones, 1973-81
12.45 Mike Pagel, 1982-85
12.12 Andrew Luck, 2012-15
11.88 Jack Trudeau, 1986-93
11.71 Peyton Manning, 1998-11

HIGHEST AVG. PER COMP (SEASON-200 ATT)

17.87 John Unitas, 1964
16.31 John Unitas, 1960
15.98 Earl Morrall, 1968
15.43 John Unitas, 1965
15.02 John Unitas, 1959
15.00 Bert Jones, 1976

HIGHEST AVG. PER COMP (ROOKIE-SEASON-100 ATT)

13.62 John Unitas, 1956
13.33 George Shaw, 1955
12.90 Andrew Luck, 2012
12.55 Chris Chandler, 1988
12.53 Bert Jones, 1973
11.89 Jeff George, 1990

HIGHEST AVG. PER COMP (GAME-20 ATT)

22.25 John Unitas vs. S.F., Nov. 26, 1960
22.12 John Unitas vs. Det, Nov. 10, 1963
21.93 John Unitas vs. Chi, Oct. 2, 1960
21.86 Bert Jones at Buf, Nov. 9, 1975
21.85 John Unitas vs. Min, Oct. 1, 1961

HIGHEST AVG. PER COMP (ROOKIE-GAME-20 ATT)

18.47 John Unitas at Det, Nov. 18, 1956
17.79 Jeff George vs. NYJ, Nov. 18, 1990
17.67 Jeff George at N.E., Nov. 11, 1990
16.67 George Shaw vs. S.F., Nov. 27, 1955
16.29 Andrew Luck at Det, Dec. 2, 2012
16.28 John Unitas vs. LA Rams, Nov. 25, 1956

MOST INTERCEPTIONS (CAREER)

246 John Unitas, 1956-72
198 Peyton Manning, 1998-11
97 Bert Jones, 1973-81
62 Jack Trudeau, 1986-93
55 Andrew Luck, 2012-15
47 Mike Pagel, 1982-85
46 Jeff George, 1990-93
40 Earl Morrall, 1968-71
31 George Shaw, 1955-58
31 Marty Domres, 1972-75
26 Jim Harbaugh, 1994-97

MOST INTERCEPTIONS (SEASON-200 ATT)

28 Peyton Manning, 1998
24 John Unitas, 1960
24 John Unitas, 1961
24 John Unitas, 1966
23 John Unitas, 1962
23 Peyton Manning, 2001
21 Bill Troup, 1978
21 Bert Jones, 1980
20 John Unitas, 1969
20 Bert Jones, 1981

MOST INTERCEPTIONS (ROOKIE-SEASON-100 ATT)

28 Peyton Manning, 1998
19 George Shaw, 1955
18 Jack Trudeau, 1986
18 Andrew Luck, 2012
13 Jeff George, 1990
12 Bert Jones, 1973
12 Chris Chandler, 1988

MOST INTERCEPTIONS (GAME)

6 Peyton Manning at S.D., Nov. 11, 2007
5 Fred Enke at G.B., Oct. 18, 1953
5 Fred Enke at Det, Nov. 17, 1953
5 John Unitas vs. S.F., Nov. 26, 1960
5 John Unitas at G.B., Oct. 8, 1961
5 John Unitas at Det, Nov, 20, 1966
5 John Unitas vs. Chi, Nov. 29, 1970
5 Bill Troup vs. Mia, Sept. 10, 1978
4 (17 times) Last: Peyton Manning vs. Dal, Dec. 5, 2010

MOST INTERCEPTIONS (ROOKIE-GAME)

4 George Shaw vs. G.B., Oct. 29, 1955
4 Bert Jones vs. NYJ, Sept. 23, 1973

MOST INTERCEPTIONS (ROOKIE-GAME) cont...

4 Bert Jones vs. N.O., Sept. 30, 1973
4 Jack Trudeau vs. N.E., Nov. 9, 1986
4 Jack Trudeau at NYJ, Nov. 16, 1986
4 Jeff George vs. N.E., Sept. 16, 1990
3 (11 times) Last: Andrew Luck at Det, Dec. 2, 2012

FEWEST INTERCEPTIONS (SEASON-200 ATT)

4 Jim Harbaugh, 1997 (309)
5 Matt Hasselbeck, 2015 (256)
5 Jim Harbaugh, 1995 (314)
6 John Unitas, 1964 (305)
6 Marty Domres, 1972 (222)
6 Jack Trudeau, 1987 (229)
6 Jeff George, 1993 (407)
6 Jim Harbaugh, 1994 (202)
7 John Unitas, 1958 (263)
7 Mike Pagel, 1982 (221)

FEWEST INTERCEPTIONS (ROOKIE-SEASON-100 ATT)

7 Mike Pagel, 1982 (221)
10 John Unitas, 1956 (198)
12 Bert Jones, 1973 (108)
12 Chris Chandler, 1988 (233)
13 Jeff George, 1990 (334)

LOWEST INTERCEPTION PCT. (CAREER-1,000 ATT)

2.1 Jim Harbaugh, 1994-97
2.6 Andrew Luck, 2012-15
2.7 Peyton Manning, 1998-11
3.0 Jeff George, 1990-93
3.9 Bert Jones, 1973-81
4.0 Jack Trudeau, 1986-93

LOWEST INTERCEPTION PCT. (SEASON-200 ATT)

1.29 Jim Harbaugh, 1997
1.48 Jeff George, 1993
1.59 Jim Harbaugh, 1995
1.58 Andrew Luck, 2013
1.62 Peyton Manning, 2006
1.77 Peyton Manning, 2003

LOWEST INTERCEPTION PCT. (ROOKIE-SEASON-100 ATT)

2.87 Andrew Luck, 2012
3.17 Mike Pagel, 1982
3.89 Jeff George, 1990
4.32 Jack Trudeau, 1986
4.87 Peyton Manning, 1998
5.05 John Unitas, 1956

MOST CONSC. PASSES WITHOUT INTERCEPTION (CAREER)

202 Jeff George, G10-16, 1993
190 Peyton Manning, G13-16, 2006/G2, 2007
179 Jim Harbaugh, G3-9, 1996

MOST CONSC. PASSES WITHOUT INTERCEPTION (CAREER) cont...

179 Jim Harbaugh, G6-7, 12-16, 1997
165 Peyton Manning, G16, 2009/G1-4, 2010
165 Andrew Luck, G13-16, 2012/G1-2, 2013
155 Paul Justin, G13, 1995/G4, 1997
138 Peyton Manning, G7-11, 2008
134 Peyton Manning, G1-5, 2006
132 John Unitas, G8-13, 1964
132 Bert Jones, G2-8, 1977
128 Marty Domres, G5-11, 1972

HIGHEST RATING (CAREER-1,000 ATT)

94.9 Peyton Manning, 1998-11
86.6 Jim Harbaugh, 1994-97
85.0 Andrew Luck, 2012-15
78.8 John Unitas, 1956-72
78.8 Bert Jones, 1973-81
72.0 Jeff George, 1990-93

HIGHEST RATING (SEASON-200 ATT)

121.1 Peyton Manning, 2004
104.1 Peyton Manning, 2005
102.5 Bert Jones, 1976
101.0 Peyton Manning, 2006
100.7 Jim Harbaugh, 1995
99.9 Peyton Manning, 2009
99.0 Peyton Manning, 2003
98.0 Peyton Manning, 2007
97.4 John Unitas, 1965
96.5 Andrew Luck, 2014
96.4 John Unitas, 1964

HIGHEST RATING (ROOKIE-SEASON-100 ATT)

76.5 Andrew Luck, 2012
74.0 John Unitas, 1956
73.8 Jeff George, 1990
71.2 Peyton Manning, 1998
67.2 Chris Chandler, 1988
62.4 Mike Pagel, 1982

RECEIVING

MOST RECEPTIONS (CAREER)

1102 Marvin Harrison, 1996-08
1070 Reggie Wayne, 2001-14
631 Raymond Berry, 1955-67
427 Dallas Clark, 2003-11
411 Bill Brooks, 1986-92
363 Lenny Moore, 1956-67
356 Edgerrin James, 1999-05
333 Don McCauley, 1971-81
320 John Mackey, 1963-71
303 Jimmy Orr, 1961-70

MOST RECEPTIONS (SEASON)

143 Marvin Harrison, 2002
115 Marvin Harrison, 1999
111 Reggie Wayne, 2010
109 Marvin Harrison, 2001
106 Reggie Wayne, 2012
104 Reggie Wayne, 2007

MOST RECEPTIONS (SEASON) cont...

102 Marvin Harrison, 2000
100 Dallas Clark, 2009
100 Reggie Wayne, 2009
95 Marvin Harrison, 2006

MOST RECEPTIONS (ROOKIE)

65 Bill Brooks, 1986
64 Marvin Harrison, 1996
62 Edgerrin James, 1999
60 Austin Collie, 2009
52 Andre Rison, 1989
52 Marshall Faulk, 1994
50 Randy McMillan, 1981
50 Jerome Pathon, 1998
50 T.Y. Hilton, 2012

MOST RECEPTIONS (GAME)

15 Reggie Wayne at Jax, Oct. 3, 2010
14 Marvin Harrison at Cle, Dec. 26, 1999
14 Marvin Harrison vs. Dal, Nov. 17, 2002
14 Dallas Clark vs. Hou, Nov. 8, 2009
14 Reggie Wayne vs. Dal, Dec. 5, 2010
13 Lydell Mitchell vs. NYJ, Dec. 15, 1974
13 Joe Washington at K.C., Sept. 2, 1979
13 Marvin Harrison at S.D., Sept. 26, 1999
13 Marvin Harrison at N.E., Oct. 22, 2000
13 Reggie Wayne vs. G.B., Oct. 7, 2012
12 (10 times) Last: Austin Collie at Den, Sept. 26, 2010

MOST RECEPTIONS (ROOKIE-GAME)

11 Randy McMillan vs. NYJ, Nov. 8, 1981
9 Randy McMillan at Mia, Nov. 1, 1981
9 Bill Brooks at NYJ, Nov. 16, 1986
8 Sean Dawkins vs. Dal, Oct. 10, 1993
8 Marshall Faulk vs. Was, Oct. 23, 1994
8 Austin Collie at Ten, Oct. 11, 2009

MOST CONSC. GAMES WITH RECEPTION

190 Marvin Harrison, G1-1996/G16-2008
134 Reggie Wayne, G1-2006/G16-2014
77 Marshall Faulk, G1-1994/G16-1998
64 Dallas Clark, G1-2006/G6-2010
62 Jessie Hester, G3-1990/G16-1993
58 Jimmy Orr, G12-1961/G3-1963/G6-1963/G13-1965
47 Edgerrin James, G1-1999/G1-11-2002
45 Lenny Moore, G8-1957/G4-1961
44 Raymond Berry, G1-1959/G12-1961, G1-8, 1962
39 Bill Brooks, G8-1990/G16-1992

MOST GAMES WITH RECEPTIONS (CAREER)

205 Reggie Wayne, 2001-14
190 Marvin Harrison, 1996-08
142 Raymond Berry, 1955-67
116 Lenny Moore, 1956-67
113 Don McCauley, 1971-81
111 John Mackey, 1963-71
104 Marcus Pollard, 1995-04
103 Bill Brooks, 1986-92
110 Dallas Clark, 2003-11

MOST GAMES 10+ RECEPTIONS (CAREER)

16 Marvin Harrison, 1996-08
15 Reggie Wayne, 2001-14
11 Raymond Berry, 1955-67
3 Don McCauley, 1971-81
3 Lydell Mitchell, 1972-77
3 Joe Washington, 1978-80
3 Anthony Johnson, 1990-93
3 Dallas Clark, 2003-11
2 Austin Collie, 2009-12
2 T.Y. Hilton, 2012-15

MOST GAMES 10+ RECEPTIONS (SEASON)

6 Marvin Harrison, 2002
3 Raymond Berry, 1960
3 Joe Washington, 1979
3 Marvin Harrison, 2000
3 Reggie Wayne (3), 2007, 09-10
2 Raymond Berry (2), 1958-59
2 Lydell Mitchell, 1974
2 Anthony Johnson, 1991
2 Marvin Harrison (3), 1999, 03-04
2 Austin Collie, 2010

MOST SEASONS LEADING TEAM (*tied)

9 Marvin Harrison, 1996-97, 99-04, 06
8 Raymond Berry, 1957-61, 64-66
7 Reggie Wayne, 2005, 07-08, 09*-12
4 Lydell Mitchell, 1974-77
4 Bill Brooks, 1987-89, 91
3 Tom Mitchell, 1971-72, 73*
3 Marshall Faulk, 1994*, 95, 98
3 T.Y. Hilton, 2013-15

MOST CONSC. SEASONS LEADING TEAM (*tied)

6 Marvin Harrison, 1999-04
6 Reggie Wayne, 2007-08, 09*-12
5 Raymond Berry, 1957-61
4 Lydell Mitchell, 1974-77
3 Raymond Berry, 1964-66
3 Tom Mitchell, 1971-72, 73*
3 Bill Brooks, 1987-89
3 T.Y. Hilton, 2013-15

MOST SEASONS 50+ RECEPTIONS

12 Marvin Harrison, 1996-06, 08
11 Reggie Wayne, 2003-12, 14
7 Raymond Berry, 1958-62, 65-66

MOST SEASONS 50+ RECEPTIONS cont...

6 Bill Brooks, 1986-91
5 Edgerrin James, 1999-00, 02-04

CONSC. SEASONS 50+ RECEPTIONS

11 Marvin Harrison, 1996-06
10 Reggie Wayne, 2003-12
6 Bill Brooks, 1986-91
5 Raymond Berry, 1958-62
4 Lydell Mitchell, 1974-77
4 Jessie Hester, 1990-93
4 Sean Dawkins, 1994-97
4 T.Y. Hilton, 2012-15

MOST RECEPTIONS 2 PLAYERS (SEASON)

204 Harrison (143)/James (61), 2002
200 Clark (100)/Wayne (100), 2009
181 Harrison (95)/Wayne (86), 2006
178 Wayne (111)/Garcon (67)/Tamme (67), 2010
177 Harrison (115)/James (62), 1999

MOST RECEPTIONS 3 PLAYERS (SEASON)

260 Clark (100)/Wayne (100)/Collie (60), 2009
253 Harrison (143)/James (61)/Wayne (49), 2002
245 Wayne (111)/Garcon (67)/Tamme (67), 2010
231 Harrison (86)/Wayne (77)/Stokley (68), 2004
221 Harrison (95)/Wayne (86)/Addai (40), 2006

TRIO OF 50+ SEASONAL RECEIVERS

Brooks (63)/Rison (52)/Bentley (52), 1989
Bentley (71)/Brooks (62)/Hester (54), 1990
Langhorne (85)/Hester (64)/Johnson (55), 1993
Turner (52)/Faulk (52)/Dawkins (51), 1994
Harrison (64)/Faulk (56)/Dawkins (54), 1996
Faulk (86)/Harrison (59)/Pathon (50), 1998
Harrison (102)/James (63)/Pathon (50), 2000
Harrison (94)/Wayne (68)/James (51), 2003
Harrison (86)/Wayne (77)/Stokley (68)/James (51), 2004
Wayne (82)/Clark (77)/Harrison (60)/Gonzalez (57), 2008
Clark (100)/Wayne (100)/Collie (60)/Addai (51), 2009
Wayne (111)/Garcon (67)/Tamme (67)/Collie (58), 2010
Wayne (106)/Avery (60)/Hilton (50), 2012
Hilton (82)/Wayne (64)/Fleener (51), 2014
Hilton (69)/Moncrief (64)/Fleener (54), 2015

MOST YARDS (CAREER)

14580 Marvin Harrison, 1996-08
14345 Reggie Wayne, 2001-14
9275 Raymond Berry, 1955-67
6039 Lenny Moore, 1956-67
5859 Jimmy Orr, 1961-70
5818 Bill Brooks, 1986-92
5126 John Mackey, 1963-71
4887 Dallas Clark, 2003-11
4770 Roger Carr, 1974-81
4413 T.Y. Hilton, 2012-15
3684 Jim Mutscheller, 1954-61

MOST YARDS (SEASON)

1722 Marvin Harrison, 2002
1663 Marvin Harrison, 1999
1524 Marvin Harrison, 2001
1510 Reggie Wayne, 2007
1413 Marvin Harrison, 2000
1366 Marvin Harrison, 2006
1355 Reggie Wayne, 2010
1355 Reggie Wayne, 2012
1345 T.Y. Hilton, 2014
1310 Reggie Wayne, 2006
1298 Raymond Berry, 1960
1272 Marvin Harrison, 2003
1264 Reggie Wayne, 2009
1210 Reggie Wayne, 2004
1146 Marvin Harrison, 2005
1145 Reggie Wayne, 2008
1131 Bill Brooks, 1986
1124 T.Y. Hilton, 2015
1113 Marvin Harrison, 2004
1112 Roger Carr, 1976
1106 Dallas Clark, 2009
1083 T.Y. Hilton, 2013
1077 Brandon Stokley, 2004
1055 Reggie Wayne, 2005
1038 Reggie Langhorne, 1993

MOST YARDS (ROOKIE)

1131 Bill Brooks, 1986
861 T.Y. Hilton, 2012
836 Marvin Harrison, 1996
820 Andre Rison, 1989
726 John Mackey, 1963

MOST YARDS (GAME)

224 Raymond Berry at Was, Nov. 10, 1957
223 T.Y. Hilton at Hou, Oct. 9, 2014
212 Reggie Wayne vs. G.B., Oct. 7, 2012
210 Roger Carr at NYJ, Oct. 24, 1976
203 Reggie Langhorne at Was, Nov. 7, 1993
200 Reggie Wayne vs. Dal, Dec. 5, 2010
198 Roger Carr vs. Cin, Sept. 19, 1976
196 Marvin Harrison at S.D., Sept. 26, 1999
196 Reggie Wayne at Jax, Oct. 3, 2010
195 Raymond Berry at Dal, Oct. 30, 1960
190 Eddie Hinton vs. K.C., Sept. 28, 1970

MOST YARDS (ROOKIE-GAME)
- 177 Bill Brooks at NYJ, Nov. 16, 1986
- 144 John Mackey vs. Min, Dec. 8, 1963
- 135 Andre Rison vs. Cle, Dec. 10, 1989
- 134 (4 times) Last: Donte Moncrief vs. Was, Nov. 30, 2014

MOST SEASONS LEADING TEAM
- 9 Marvin Harrison, 1996-97, 99-03, 05-06
- 7 Reggie Wayne, 2004, 07-12
- 5 Jimmy Orr, 1962-65, 68
- 5 Bill Brooks, 1986-89, 91
- 4 Raymond Berry, 1957, 59-61
- 3 Roger Carr, 1976, 78, 80
- 3 T.Y. Hilton, 2013-15

MOST CONSC. SEASONS LEADING TEAM
- 6 Reggie Wayne, 2007-12
- 5 Marvin Harrison, 1999-03
- 4 Jimmy Orr, 1962-65
- 4 Bill Brooks, 1986-89

Reggie Wayne holds the team record for the most consecutive seasons leading the team in receiving yardage.

MOST 100+ GAMES (CAREER)
- 59 Marvin Harrison, 1996-08
- 43 Reggie Wayne, 2001-14
- 23 Raymond Berry, 1955-67
- 18 Jimmy Orr, 1961-70
- 18 T.Y. Hilton, 2012-15
- 17 Lenny Moore, 1956-67
- 10 Roger Carr, 1974-81
- 9 Bill Brooks, 1986-92
- 8 John Mackey, 1963-71
- 7 Dallas Clark, 2003-11
- 6 Jim Mutscheller, 1954-61
- 6 Glenn Doughty, 1972-79
- 6 Brandon Stokley, 2003-06
- 6 Pierre Garcon, 2009-11

MOST 100+ GAMES (SEASON)
- 10 Marvin Harrison, 2002
- 9 Marvin Harrison, 1999
- 8 Marvin Harrison, 2000
- 7 Raymond Berry, 1960
- 6 Marvin Harrison (4), 2001, 03, 05-06
- 6 Reggie Wayne, 2007
- 6 T.Y. Hilton, 2014

MOST 100+ GAMES (SEASON) cont...
- 5 Lenny Moore, 1958
- 5 Brandon Stokley, 2004
- 5 Reggie Wayne (2), 2006, 09
- 5 T.Y. Hilton, 2012
- 5 T.Y. Hilton, 2013
- 4 Raymond Berry, 1959
- 4 Lenny Moore (2), 1959, 60
- 4 Jimmy Orr, 1962
- 4 Marvin Harrison, 2004
- 4 Reggie Wayne (3), 2004, 08, 10

MOST 100+ GAMES (ROOKIE)
- 5 T.Y. Hilton, 2012
- 3 Andre Rison, 1989
- 2 Ray Perkins, 1967
- 2 Bill Brooks, 1986
- 2 Marvin Harrison, 1996
- 2 Anthony Gonzalez, 2007
- 2 Donte Moncrief, 2014
- 1 Clark/Dawkins/Dilger/Hinton/Johnson/Mackey/Rogers/Wilkins

MOST CONSC. 100+ GAMES (*ROOKIE)
- 6 Raymond Berry, G5-10, 1960
- 4 Marvin Harrison, G12-15, 1999
- 4 Marvin Harrison, G5-8, 2000
- 4 Marvin Harrison, G2-5, 2002
- 4 Marvin Harrison, G9-12, 2002
- 4 Marvin Harrison, G4-7, 2003
- 3 Marvin Harrison, G1-3, 1999
- 3 Marvin Harrison, G1-3, 2000
- 3 T.Y. Hilton, G6-8, 2014
- 2 *ROOKIE: Bill Brooks, G11-12, 1986
- 2 Marvin Harrison, G14-15, 1996

MOST TOUCHDOWNS (CAREER)
- 128 Marvin Harrison, 1996-08
- 82 Reggie Wayne, 2001-14
- 68 Raymond Berry, 1955-67
- 50 Jimmy Orr, 1961-70
- 48 Lenny Moore, 1956-67
- 46 Dallas Clark, 2003-11
- 40 Jim Mutscheller, 1954-61
- 38 John Mackey, 1963-71
- 35 Marcus Pollard, 1995-04
- 29 Roger Carr, 1974-81

MOST TOUCHDOWNS (SEASON)
- 15 Marvin Harrison (2), 2001, 04
- 14 Marvin Harrison, 2000
- 12 Marvin Harrison (3), 1999, 2005-06
- 12 Reggie Wayne, 2004
- 11 Jimmy Orr, 1962
- 11 Roger Carr, 1976
- 11 Marvin Harrison, 2002
- 11 Dallas Clark, 2007
- 10 (7 times) Last: Dallas Clark/Reggie Wayne, 09

MOST TOUCHDOWNS (ROOKIE)
- 8 Bill Brooks, 1986
- 8 Marvin Harrison, 1996
- 7 John Mackey, 1963

MOST TOUCHDOWNS (ROOKIE) cont...
- 7 Austin Collie, 2009
- 7 T.Y. Hilton, 2012

MOST TOUCHDOWNS (GAME)
- 3 Jim Mutscheller at GBM, Oct. 13, 1957
- 3 Raymond Berry at Dal, Oct. 30, 1960
- 3 Raymond Berry vs. G.B., Nov. 6, 1960
- 3 Lenny Moore vs. Min, Oct. 1, 1961
- 3 Jimmy Orr vs. Was, Dec. 8, 1962
- 3 Jimmy Orr vs. LA Rams, Oct. 4, 1964
- 3 Roger Carr vs. Cin, Sept. 19, 1976
- 3 Marvin Harrison at K.C., Dec. 15, 1996
- 3 Ken Dilger vs. Mia, Dec. 14, 1997
- 3 Marvin Harrison at S.F., Oct. 18, 1998
- 3 Marvin Harrison at N.E., Sept. 19, 1999
- 3 Marvin Harrison vs. Min, Dec. 24, 2000
- 3 Marvin Harrison vs. Buf, Sept. 23, 2001
- 3 Marvin Harrison vs. Mia, Nov. 11, 2001
- 3 Marvin Harrison at N.O., Sept. 28, 2003
- 3 Brandon Stokley at Det, Nov. 25, 2004
- 3 Marvin Harrison at Det, Nov. 25, 2004
- 3 Reggie Wayne at Den, Oct. 29, 2006
- 3 Dallas Clark vs. Den, Dec. 13, 2009
- 3 T.Y. Hilton at Hou, Nov. 3, 2013

MOST TOUCHDOWNS (ROOKIE-GAME)
- 3 Marvin Harrison at K.C., Dec. 15, 1996
- 2 John Mackey vs. Min, Dec. 8, 1963
- 2 Preston Pearson at LA Rams, Dec. 15, 1968
- 2 Marshall Johnson at NYJ, Oct. 26, 1975
- 2 Anthony Gonzalez at Balt, Dec. 9, 2007
- 2 Austin Collie at Ten, Oct. 11, 2009
- 2 T.Y. Hilton at N.E., Nov. 18, 2012
- 2 Da'Rick Rogers at Cin, Dec. 8, 2013
- 2 Donte Moncrief vs. Was, Nov. 30, 2014

MOST GAMES WITH TOUCHDOWNS (CAREER)
- 90 Marvin Harrison, 1996-08
- 73 Reggie Wayne, 2001-14

MOST GAMES WITH TOUCHDOWNS (CAREER) cont...

56 Raymond Berry, 1955-67
39 Lenny Moore, 1956-67
38 Dallas Clark, 2003-11
37 Jimmy Orr, 1961-70
34 Jim Mutscheller, 1954-61
33 John Mackey, 1963-71
33 Marcus Pollard, 1995-04
27 Bill Brooks, 1986-92

MOST GAMES WITH TOUCHDOWNS (SEASON)

11 Marvin Harrison, 2004
10 Raymond Berry, 1959
10 Marvin Harrison, 2000
10 Reggie Wayne, 2004
9 Marvin Harrison, 2001
9 Marvin Harrison, 2005
9 Reggie Wayne (2), 2007, 09
8 (4 times) Last: Dallas Clark, 2007
7 (12 times) Last: Dallas Clark, 2009

MOST CONSC. GAMES RECEIVING TDS

7 Raymond Berry, G8-12-1959/ G2-1960
5 Jim Mutscheller, G12-1956/ G4-1957
5 Jim Mutscheller, G11-12-1958/ G3-1959
5 Raymond Berry, G10-11-1958/ G3-1959
5 Jimmy Orr, G12-14-1962/G2-1963
5 Raymond Berry, G5-9, 1965
5 Marvin Harrison, G10-14, 2004
5 Dallas Clark, G2-6, 2007
5 Reggie Wayne, G3-7, 2009
4 (9 times) Last: Austin Collie, G1-4, 2010

MOST SEASONS LEADING TEAM (*tied)

11 Marvin Harrison, 1996-97, 98*, 99-06
4 Raymond Berry, 1958-60, 64*
4 Glenn Doughty, 1973*, 74*, 75*, 77*
3 (9 times) Last: Dallas Clark, 2007, 08*, 09*

MOST CONSC. SEASONS LEADING TEAM (*tied)

11 Marvin Harrison, 1996-97, 98*, 99-06
3 Glenn Doughty, 1973*, 74*, 75*
3 Raymond Berry, 1958-60
3 Jim Mutscheller 1955-57
3 Willie Richardson, 1967-68, 69*
3 Dallas Clark, 2007, 08*, 09*

LONGEST RECEPTIONS

90t Carr from Jones vs. NYJ, Nov. 16, 1975
89t Mackey from Unitas at LA Rams, Oct. 30, 1966
89t Carr from Jones at Buf, Nov. 9, 1975
88t Matte from Unitas vs. Atl, Sept. 17, 1967

LONGEST RECEPTIONS cont...

87t Garcon from Painter at T.B., Oct. 3, 2011
87t Hilton from Luck vs. N.O., Oct. 25, 2015
86t Pollard from Manning at N.O., Nov. 18, 2001
85t Faulk from Harbaugh vs. Was, Oct. 23, 1994
84t Brooks from Trudeau at S.F., Oct. 5, 1986
84t Orr from Morrall at Atl, Sept. 22, 1968
83t Mackey from Unitas at Min, Sept. 18, 1966
82t Young from Shaw at G.B., Oct. 8, 1955
82t Moore from Unitas at S.F., Dec. 8, 1957
82t Verdin from Chandler at LA Rams, Sept. 17, 1989

LONGEST RECEPTIONS (ROOKIE)

85t Faulk from Jim Harbaugh vs. Was, Oct. 23, 1994
84t Brooks from Jack Trudeau at S.F., Oct. 5, 1986
80t Wilkins from Peyton Manning at Phil, Nov. 21, 1999
79t Moncrief from Andrew Luck vs. Was, Nov. 30, 2014
78t Womble from Garry Kerkorian vs. S.F., Nov. 28, 1954
74t Turner from Lamar McHan vs. Min, Dec. 16, 1962
72 Brown from Peyton Manning at Ari, Sept. 27, 2009
70t Hilton from Andrew Luck vs. Hou, Dec. 30, 2012

HIGHEST AVERAGE (CAREER-100 REC)

19.3 Jimmy Orr, 1961-70
18.8 Roger Carr, 1974-81
17.1 Ray Butler, 1980-85
16.8 Jim Mutscheller, 1954-61
16.6 Lenny Moore, 1956-67
16.2 Glenn Doughty, 1972-79
15.6 T.Y. Hilton, 2012-15
15.3 Willie Richardson, 1963-69, 71
14.7 Raymond Berry, 1955-67
14.4 Jessie Hester, 1990-93
14.3 Raymond Chester, 1973-77

HIGHEST AVERAGE (SEASON-30 REC)

25.9 Roger Carr, 1976
21.7 Jimmy Orr, 1964
21.0 Roger Carr, 1978
20.8 Lenny Moore, 1960
20.7 John Mackey, 1963
20.4 John Mackey, 1964
18.9 Willie Richardson, 1968
18.8 Jimmy Orr, 1965
18.7 Lenny Moore, 1958
18.1 Ray Butler, 1981

HIGHEST AVERAGE (ROOKIE-30 REC)

20.7 John Mackey, 1963
17.4 Bill Brooks, 1986
17.2 T.Y. Hilton, 2012
16.9 Ray Butler, 1980
15.8 Andre Rison, 1989
15.6 Anthony Gonzalez, 2007

HIGHEST AVERAGE (GAME-3 REC)

48.8 Raymond Berry at Dal, Oct. 30, 1960
44.7 Donte Moncrief vs. Was, Nov. 30, 2014
42.0 Roger Carr at NYJ, Oct. 24, 1976
42.0 Marcus Pollard at N.O., Nov. 18, 2001
40.0 Torrance Small at Sea, Dec. 20, 1998
39.3 Lenny Moore vs. Chi, Oct. 4, 1958
37.5 T.Y. Hilton vs. N.O., Oct. 25, 2015
36.3 Ray Butler vs. Mia, Sept. 27, 1981
36.3 Glenn Doughty at Det, Oct. 21, 1973
36.0 Bill Brooks vs. Den, Oct. 31, 1988
35.7 Lenny Moore vs Min, Nov. 15, 1964
35.0 Lenny Moore vs. Chi, Oct. 2, 1960
35.0 Marshall Johnson at NYJ, Oct. 26, 1975

HIGHEST AVERAGE (ROOKIE-GAME-3 REC)

44.7 Donte Moncrief vs. Was, Nov. 30, 2014
35.0 Marshall Johnson at NYJ, Oct. 26, 1975
28.8 John Mackey vs. Min, Dec. 8, 1963
28.3 Royce Womble vs. S.F., Nov. 22, 1954
28.3 T.Y. Hilton vs. Jax, Sept. 23, 2012
28.0 John Mackey at Min, Nov. 17, 1963
27.8 Terrence Wilkins at Phil, Nov. 21, 1999
27.8 T.Y. Hilton vs. Hou, Dec. 30, 2012

1,000-YARD SEASONS

8 Marvin Harrison, 1996-2008
8 Reggie Wayne, 2001-14
3 T.Y. Hilton, 2012-15
1 Raymond Berry, 1955-67
1 Roger Carr, 1974-81
1 Bill Brooks, 1986-92
1 Reggie Langhorne, 1992-93
1 Brandon Stokley, 2003-06
1 Dallas Clark, 2003-11

PLAYS FROM SCRIMMAGE

MOST ATTEMPTS (CAREER)

2544 Edgerrin James, 1999-05
1689 Lydell Mitchell, 1972-77
1686 Marshall Faulk, 1994-98
1451 Tom Matte, 1961-72
1432 Lenny Moore, 1956-67
1396 Eric Dickerson, 1987-91
1286 Joseph Addai, 2006-11
1154 Randy McMillan, 1981-86
1112 Marvin Harrison, 1996-08
1103 Don McCauley, 1971-81

MOST ATTEMPTS (SEASON)
- 450 Edgerrin James, 2000
- 431 Edgerrin James, 1999
- 424 Eric Dickerson, 1988
- 410 Marshall Faulk, 1998
- 404 Edgerrin James, 2005
- 385 Edgerrin James, 2004
- 372 Lydell Mitchell, 1977
- 366 Marshall Faulk, 1994
- 361 Edgerrin James, 2003
- 349 Lydell Mitchell, 1975, 1976

MOST ATTEMPTS (ROOKIE)
- 431 Edgerrin James, 1999
- 366 Marshall Faulk, 1994
- 267 Dominic Rhodes, 2001
- 266 Joseph Addai, 2006
- 240 Alan Ameche, 1955

MOST ATTEMPTS (GAME)
- 42 Lydell Mitchell at NYJ, Oct. 20, 1974
- 42 Edgerrin James vs. NYJ, Nov. 16, 2003
- 39 Eric Dickerson vs. Buf, Dec. 18, 1988
- 39 Edgerrin James at Sea, Oct. 15, 2000
- 39 Edgerrin James at Jax, Dec. 11, 2005
- 38 Dominic Rhodes at Buf, Nov. 4, 2001
- 38 Edgerrin James vs. Mia, Sept. 15, 2002
- 37 Lydell Mitchell at Sea, Sept. 18, 1977
- 37 Edgerrin James at Mia, Dec. 17, 2000
- 37 Edgerrin James at N.E., Nov. 7, 2005
- 36 Lydell Mitchell vs. Mia, Dec. 9, 1973
- 36 Lydell Mitchell vs. Mia, Dec. 14, 1975
- 36 Eric Dickerson vs. S.D., Nov. 8, 1987
- 36 Marshall Faulk at N.E., Sept. 13, 1998
- 36 Edgerrin James vs. NYJ, Nov. 12, 2000

MOST ATTEMPTS (ROOKIE-GAME)
- 38 Dominic Rhodes at Buf, Nov. 4, 2001
- 34 Edgerrin James vs. Dal, Oct. 31, 1999
- 33 Rodney Culver at N.E., Dec. 6, 1992
- 33 Edgerrin James at N.E., Sept. 19, 1999
- 33 Dominic Rhodes vs. S.F., Nov. 25, 2001
- 33 Dominic Rhodes vs. Den, Jan. 6, 2002

MOST SEASONS 200+ ATTEMPTS
- 6 Edgerrin James, 1999-00, 02-05
- 5 Lydell Mitchell, 1973-77
- 5 Marshall Faulk, 1994-98
- 4 Eric Dickerson, 1987-89, 91
- 3 Tom Matte, 1968-69, 71
- 13 Curtis Dickey, 1980-81, 83
- 3 Randy McMillan, 1983, 85-86
- 3 Joseph Addai, 2006-07, 09

CONSC. SEASONS 200+ ATTEMPTS
- 5 Lydell Mitchell, 1973-77
- 5 Marshall Faulk, 1994-98
- 4 Edgerrin James, 2002-05
- 3 Eric Dickerson, 1987-89
- 2 Addai/Ameche/Dickey/James/Matte/McMillan/Washington

MOST YARDS (CAREER)
- 14608 Marvin Harrison, 1996-08
- 14345 Reggie Wayne, 2001-14
- 12065 Edgerrin James, 1999-05
- 11213 Lenny Moore, 1956-67
- 9275 Raymond Berry, 1955-67
- 8124 Marshall Faulk, 1994-98
- 8010 Lydell Mitchell, 1972-77
- 7515 Tom Matte, 1961-72
- 6276 Eric Dickerson, 1987-91
- 5901 Joseph Addai, 2006-11
- 5894 Bill Brooks, 1986-92

MOST YARDS (SEASON)
- 2303 Edgerrin James, 2000
- 2227 Marshall Faulk, 1998
- 2139 Edgerrin James, 1999
- 2036 Eric Dickerson, 1988
- 2031 Edgerrin James, 2004
- 1843 Edgerrin James, 2005
- 1804 Marshall Faulk, 1994
- 1779 Lydell Mitchell, 1977
- 1755 Lydell Mitchell, 1976
- 1737 Lydell Mitchell, 1975
- 1732 Marvin Harrison, 2002
- 1667 Marvin Harrison, 1999
- 1634 Joe Washington, 1979
- 1605 Curtis Dickey, 1983

MOST YARDS (ROOKIE)
- 2139 Edgerrin James, 1999
- 1804 Marshall Faulk, 1994
- 1406 Joseph Addai, 2006
- 1328 Dominic Rhodes, 2001
- 1136 Bill Brooks, 1986
- 1102 Alan Ameche, 1955

MOST YARDS (GAME)
- 267 Marshall Faulk at Balt, Nov. 29, 1998
- 240 Anthony Johnson vs. N.E., Nov. 15, 1992
- 229 Eric Dickerson vs. T.B., Dec. 27, 1987
- 228 Edgerrin James at Sea, Oct. 15, 2000

MOST YARDS (GAME) cont...
- 226 Joseph Addai vs. N.E., Nov. 4, 2007
- 224 Raymond Berry at Was, Nov. 10, 1957
- 223 T.Y. Hilton at Hou, Oct. 9, 2014
- 222 Marshall Faulk vs. St.L. Rams, Oct. 1, 1995
- 220 Marshall Faulk at NYJ, Dec. 7, 1997
- 220 Edgerrin James vs. Mia, Sept. 15, 2002
- 219 Lydell Mitchell vs. K.C., Nov. 30, 1975
- 217 Lenny Moore vs. Phil, Nov. 21, 1965
- 216 Alan Ameche vs. LA Rams, Nov. 25, 1956
- 216 Lydell Mitchell at S.D., Nov. 7, 1976
- 215 Edgerrin James at Chi, Nov. 21, 2004
- 213 Marshall Faulk vs. Was, Oct. 23, 1994
- 212 Lenny Moore vs. G.B., Oct. 28, 1956
- 212 Reggie Wayne vs. G.B., Oct. 7, 2012
- 210 Lenny Moore vs. Chi, Oct. 29, 1961
- 210 Roger Carr at NYJ, Oct. 24, 1976
- 209 Edgerrin James vs. Dal, Oct. 31, 1999
- 208 Lenny Moore at NYG, Nov. 9, 1958
- 208 Joseph Addai vs. Phil, Nov. 26, 2006
- 207 Eric Dickerson vs. Hou, Sept. 4, 1988
- 207 Edgerrin James vs. Min, Dec. 24, 2000
- 206 Edgerrin James at Hou, Dec. 28, 2003
- 203 Reggie Langhorne at Was, Oct. 7, 1993
- 202 George Wonsley vs. Det, Sept. 22, 1985
- 200 Marvin Harrison at S.D., Sept. 26, 1999
- 200 Reggie Wayne vs. Dal, Dec. 5, 2010

MOST YARDS (ROOKIE-GAME)
- 213 Marshall Faulk vs. Was, Oct. 23, 1994
- 212 Lenny Moore vs. G.B., Oct. 28, 1956
- 209 Edgerrin James vs. Dal, Oct. 31, 1999
- 208 Joseph Addai vs. Phil, Nov. 26, 2006
- 199 Edgerrin James vs. K.C., Nov. 7, 1999
- 199 Edgerrin James at Phil, Nov. 21, 1999
- 194 Alan Ameche vs. Chi, Sept. 25, 1955

MOST 1,000+ SEASONS

8 Marvin Harrison, 1999-06
8 Reggie Wayne, 2004-14
6 Lenny Moore, 1957-61, 64
6 Edgerrin James, 1999-00, 02-05
5 Lydell Mitchell, 1973-77
5 Marshall Faulk, 1994-98
3 Tom Matte, 1963, 67, 69
3 Curtis Dickey, 1980-81, 83
3 Eric Dickerson, 1987-89
3 Joseph Addai, 2006-07, 09
3 T.Y. Hilton, 2012-15

MOST CONSC. 1,000+ SEASONS

8 Marvin Harrison, 1999-06
7 Reggie Wayne, 2004-10
5 Lenny Moore, 1957-61
5 Lydell Mitchell, 1973-77
5 Marshall Faulk, 1994-98
4 Edgerrin James, 2002-05
3 Eric Dickerson, 1987-89
3 T.Y. Hilton, 2013-15

MOST 100+ GAMES (CAREER)

75 Edgerrin James, 1999-05
59 Marvin Harrison, 1996-07
47 Lenny Moore, 1956-67
43 Reggie Wayne, 2001-14
42 Lydell Mitchell, 1972-77
38 Marshall Faulk, 1994-98
29 Eric Dickerson, 1987-91
24 Raymond Berry, 1955-67
22 Tom Matte, 1961-72
19 Joseph Addai, 2006-11
18 Jimmy Orr, 1961-70
18 Curtis Dickey, 1980-85
18 T.Y. Hilton, 2012-15

MOST 100+ GAMES (SEASON)

15 Edgerrin James, 2000
13 Marshall Faulk, 1998
13 Edgerrin James, 2004
13 Edgerrin James, 2005
12 Edgerrin James, 1999
11 Lydell Mitchell, 1976
11 Lydell Mitchell, 1977
10 Lydell Mitchell, 1975
10 Eric Dickerson, 1988
10 Marvin Harrison, 2002
10 Edgerrin James, 2003

MOST 100+ GAMES (ROOKIE)

12 Edgerrin James, 1999
9 Marshall Faulk, 1994
6 Joseph Addai, 2006
5 Dominic Rhodes, 2001
5 T.Y. Hilton, 2012
4 Randy McMillan, 1981
3 Ameche/Dickey/Lorick/Potts/Rison
2 Brooks/Culver/Gonzalez/Harrison/Moncrief/Moore/Perkins/Vessels

MOST CONSC. 100+ GAMES

16 Lydell Mitchell, G8-14-1975/G1-9-1976

MOST CONSC. 100+ GAMES cont...

13 Edgerrin James, G1-13, 2005
12 Edgerrin James, G1-12, 2000
10 Edgerrin James, G4-13, 2004
9 Marshall Faulk, G6-14, 1998
9 Edgerrin James, G7-15, 1999
7 Tom Matte, G5-11, 1969
6 Raymond Berry, G5-10, 1960
6 Edgerrin James, G4-6-2001/G1-3-2002
5 Eric Dickerson, G14-16-1988/G1-2-1989
5 Marshall Faulk, G-14-16-1997/G1-2-1998
5 Edgerrin James, G14-16-2000/G1-2-2001
5 Edgerrin James, G10-14, 2003
4 Addai/Dickerson (2)/Dickey/Faulk/Harrison (5)/James/Mitchell (2)/Moore (2)

MOST CONSC. 100+ GAMES (ROOKIE)

9 Edgerrin James, G7-15, 1999
3 Marshall Faulk, G8-10, 1994
3 Tony Lorick, G7-9, 1964
2 Addai/Ameche/Brooks/Harrison/McMillan/Moore/Rhodes

MOST 150+ GAMES (CAREER)

25 Edgerrin James, 1999-05
16 Lenny Moore, 1956-67
13 Marshall Faulk, 1994-98
12 Eric Dickerson, 1987-91
11 Lydell Mitchell, 1972-77
10 Marvin Harrison, 1996-07
8 Raymond Berry, 1955-67
7 Reggie Wayne, 2001-14
6 Albert Bentley, 1985-91
5 T.Y. Hilton, 2012-15
4 Jimmy Orr, 1961-70
4 Tom Matte, 1961-72
3 Addai/Ameche/Carr/Dickey/Rhodes/Washington

MOST 150+ GAMES (SEASON)

7 Edgerrin James, 2000
6 Marshall Faulk, 1998
5 Lenny Moore, 1958
5 Eric Dickerson, 1988
5 Edgerrin James, 2004
4 Eric Dickerson, 1989
4 Edgerrin James, 1999
3 (9 times) Last: T.Y. Hilton, 2014

MOST 150+ GAMES (ROOKIE)

4 Edgerrin James, 1999
3 Marshall Faulk, 1994
3 Dominic Rhodes, 2001
2 Alan Ameche, 1955
1 Addai/Brooks/McMillan/Moore

MOST 1,500+ SEASONS

5 Edgerrin James, 1999-00, 03-05
4 Marshall Faulk, 1994-95, 97-98

MOST 1,500+ SEASONS cont...

3 Lydell Mitchell, 1975-77
3 Marvin Harrison, 1999, 01-02
2 Eric Dickerson, 1988-89
1 Lenny Moore, 1958
1 Joe Washington, 1979
1 Curtis Dickey, 1983
1 Reggie Wayne, 2007

PCT. OF NET YARDAGE SEASONAL LEADERS

43.5 Marshall Faulk, 1998 (2227-5116)
41.8 Eric Dickerson, 1988 (2036-4870)
40.9 Marshall Faulk, 1994 (1804-4413)
38.8 Lydell Mitchell, 1977 (1779-4588)
38.6 Lydell Mitchell, 1975 (1737-4498)
37.5 Edgerrin James, 2000 (2303-6141)
37.4 Edgerrin James, 1999 (2139-5726)
33.9 Lydell Mitchell, 1974 (1301-3843)
33.8 Lenny Moore, 1958 (1536-4539)
33.7 Joe Washington, 1979 (1634-4846)
33.7 Lydell Mitchell, 1976 (1755-5236)
32.5 Joe Washington, 1978 (1333-4107)
32.0 Curtis Dickey, 1983 (1605-5018)

SACKS *(SINCE 1982)

MOST (CAREER)

118.0 Robert Mathis, 2003-15
107.5 Dwight Freeney, 2002-12
50.0 Duane Bicket, 1985-93
40.0 Donnell Thompson, 1981-91
37.0 Chad Bratzke, 1999-03

MOST (SEASON)

19.5 Robert Mathis, 2013
16.0 Dwight Freeney, 2004
13.5 Dwight Freeney, 2009
13.0 Dwight Freeney, 2002
12.0 Chad Bratzke, 1999
11.5 Johnie Cooks, 1984
11.5 Robert Mathis, 2005
11.5 Robert Mathis, 2008
11.0 (4 times) Last: Robert Mathis, 2010

Robert Mathis holds the franchise record for sacks and sacks in a season.

MOST (ROOKIE)

13.0 Dwight Freeney, 2002
11.0 Vernon Maxwell, 1983
6.5 Jonathan Newsome, 2014

MOST (ROOKIE) cont...
- 6.0 Duane Bickett, 1985
- 5.0 Jon Hand, 1986
- 4.5 Ellis Johnson, 1995

MOST (GAME)
- 4.5 Johnie Cooks at LA Raid, Nov. 25, 1984
- 4.0 Chip Banks vs. Cle, Sept. 6, 1992
- 4.0 Duane Bickett at NYJ, Nov. 1, 1987
- 3.5 Duane Bickett at N.E., Dec. 6, 1992
- 3.0 (20 times) Last: Robert Mathis at Jax, Sept. 29, 2013

MOST (ROOKIE-GAME)
- 3.0 Vernon Maxwell vs. Den, Sept. 11, 1983
- 2.0 (11 times) Last: T.Y. McGill at Mia, Dec. 27, 2015

MOST GAMES SACKS (CAREER)
- 90 Robert Mathis, 2003-15
- 81 Dwight Freeney, 2002-12
- 38 Duane Bickett, 1985-93
- 37 Donnell Thompson, 1982-91
- 32 Jon Hand, 1986-93

MOST GAMES SACKS (SEASON)
- 12 Robert Mathis, 2013
- 11 Dwight Freeney, 2009
- 11 Robert Mathis, 2005
- 10 Dwight Freeney, 2002
- 9 Dwight Freeney, 2004
- 9 Dwight Freeney, 2005
- 9 Robert Mathis, 2010

MOST GAMES MULTI-SACKS (CAREER)
- 29 Robert Mathis, 2003-15
- 25 Dwight Freeney, 2002-12
- 10 Duane Bickett, 1986-93
- 10 Chad Bratzke, 1999-01
- 6 (4 times) Last: Ellis Johnson, 1997-01

MOST GAMES MULTI-SACKS (SEASON)
- 7 Robert Mathis, 2013
- 5 Chad Bratzke, 1999
- 5 Dwight Freeney, 2004
- 4 Robert Mathis, 2006
- 4 Robert Mathis, 2008
- 3 (12 times) Last: Jonathan Newsome, 2014

INTERCEPTIONS

MOST (CAREER)
- 57 Bobby Boyd, 1960-68
- 37 Don Shinnick, 1957-68
- 35 Eugene Daniel, 1984-96
- 34 Jerry Logan, 1963-72
- 32 Andy Nelson, 1957-63
- 31 Rick Volk, 1967-75
- 27 Milt Davis, 1957-60
- 27 Mike Prior, 1987-92
- 25 Stan White, 1972-79
- 24 Bert Rechichar, 1953-59

Bobby Boyd's 57 interceptions are the most in Colts history.

MOST (SEASON)
- 11 Tom Keane, 1953
- 10 Milt Davis, 1957
- 10 Lyle Blackwood, 1977
- 9 Bobby Boyd, 1964
- 9 Bobby Boyd, 1965
- 8 Andy Nelson, 1958
- 8 Ray Brown, 1958
- 8 Bobby Boyd, 1968
- 8 Charlie Stukes, 1971
- 8 Stan White, 1975
- 8 Eugene Daniel, 1985
- 8 Ray Buchanan, 1994

MOST (ROOKIE)
- 10 Milt Davis, 1957
- 8 Ray Brown, 1958
- 7 Bobby Boyd, 1960
- 6 Rick Volk, 1967
- 6 Eugene Daniel, 1984

MOST (GAME)
- 3 Bert Rechichar vs. Chi, Sept. 27, 1953
- 3 Tom Keane at Phil, Nov. 15, 1953
- 3 Tom Keane at LA Rams, Dec. 4, 1954
- 3 Gary Glick at Was, Nov. 26, 1961
- 3 Jerry Logan at NYJ, Oct. 18, 1970
- 3 Jackie Wallace at N.E., Sept. 12, 1976
- 3 Lyle Blackwood vs. NYJ, Nov. 20, 1977
- 3 Eugene Daniel vs. G.B., Oct. 27, 1985
- 3 Leonard Coleman vs. N.O., Oct. 12, 1986
- 3 Mike Prior vs. Pho, Dec. 20, 1992

MOST (ROOKIE-GAME)
- 2 (15 times) Most: Milt Davis (3)/ Ray Brown (3)/Bobby Boyd (2)/ Last: Clint Session at S.D., Nov. 11, 2007

MOST GAMES INTERCEPTIONS (CAREER)
- 48 Bobby Boyd, 1960-68
- 31 Jerry Logan, 1963-72

MOST GAMES INTERCEPTIONS (CAREER) cont...
- 31 Eugene Daniel, 1984-96
- 29 Rick Volk, 1967-75
- 28 Don Shinnick, 1957-68
- 26 Andy Nelson, 1957-63
- 24 Mike Prior, 1987-92
- 21 Bert Rechichar, 1953-59
- 21 Milt Davis, 1957-60
- 20 Stan White, 1972-79

MOST GAMES INTERCEPTIONS (SEASON)
- 8 Bobby Boyd, 1964
- 7 Tom Keane, 1953
- 7 Milt Davis, 1957
- 7 Bobby Boyd, 1962, 65
- 7 Ray Buchanan, 1994
- 6 (Many times) Last: Mike Prior, 1992

MOST GAMES INTERCEPTIONS (ROOKIE)
- 7 Milt Davis, 1957
- 6 Eugene Daniel, 1984
- 5 Ray Brown, 1958
- 5 Bobby Boyd, 1960
- 5 Rick Volk, 1967

MOST CONSC. GAMES INTERCEPTIONS (CAREER)
- 5 Ray Buchanan, G10-14, 1994
- 4 Carl Taseff, G8-11, 1958
- 4 Don Shinnick, G11-12-1959/G1-2-1960
- 4 Charlie Stukes, G2-5, 1971
- 3 (24 times) Last: Ray Buchanan, G12-14, 1994

MOST CONSC. GAMES INTERCEPTIONS (ROOKIE)
- 3 Milt Davis, G1-3, 1957
- 3 Don Shinnick, G1-3, 1957
- 3 Eugene Daniel, G13-15, 1984
- 2 (Many times) Last: Jason David, G12-13, 2004

MOST GAMES 2+ INTERCEPTIONS (CAREER)
- 9 Bobby Boyd, 1960-68
- 9 Don Shinnick, 1957-68
- 6 Milt Davis, 1957-60
- 6 Andy Nelson, 1957-63
- 5 Stan White, 1972-79
- 4 Tom Keane, 1953-54
- 4 Charlie Stukes, 1967-72
- 3 Adams/Blackwood/Brown/ Daniel/June/Thompson

MOST GAMES 2+ INTERCEPTIONS (ROOKIE)
- 3 Milt Davis, 1957
- 3 Ray Brown, 1958
- 2 Bobby Boyd, 1960
- 1 Braziel/Daniel/Eggers/Jones/ Nelson/Session/Volk

MOST YARDS RETURNED (CAREER)

994 Bobby Boyd, 1960-68
518 Rick Volk, 1967-75
423 Eugene Daniel, 1984-96
410 Milt Davis, 1957-60
397 Jerry Logan, 1963-72
379 Bruce Laird, 1972-81
372 Lyle Blackwood, 1977-80
365 Andy Nelson, 1957-63
358 Ray Buchanan, 1993-96
351 Mike Prior, 1987-92
348 Stan White, 1972-79

MOST YARDS RETURNED (SEASON)

225 Keith Taylor, 1989
221 Ray Buchanan, 1994
219 Milt Davis, 1957
199 Andy Nelson, 1958
185 Bobby Boyd, 1964
163 Bobby Boyd, 1962
163 Lyle Blackwood, 1977
160 Bobby Boyd, 1968
154 Rick Volk, 1968
149 Ray Brown, 1958

MOST YARDS RETURNED (ROOKIE)

219 Milt Davis, 1957
149 Ray Brown, 1958
145 Rick Volk, 1967
132 Bobby Boyd, 1960
94 James Burroughs, 1982

MOST YARDS RETURNED (GAME) *ROOKIE

121 *Milt Davis at Chi, Nov. 17, 1957
116 Andy Nelson vs. G.B., Nov. 2, 1958
113 Ray Buchanan at N.E., Dec. 11, 1994
107 Kelvin Hayden vs. Cin, Dec. 7, 2008
97 Eugene Daniel vs. NYJ, Oct. 29, 1995
95 Dwight Lowery at Ten, Sept. 27, 2015
94 *Rick Volk at Chi, Oct. 8, 1967
94 *James Burroughs at Min, Dec. 12, 1982
90 Rick Volk at S.F., Oct. 13, 1968
90 *Steve Emtman at Mia, Oct. 25, 1992
84 *Bobby Boyd vs. Det, Dec. 4, 1960

HIGHEST RETURN AVERAGE (CAREER-12 INT)

22.5 Jason Belser, 1992-00
22.2 Ray Buchanan, 1993-94
20.5 Gary Brackett, 2003-11
19.9 Bruce Laird, 1972-81
19.6 Lyle Blackwood, 1977-80
18.3 Ray Brown, 1958-60
17.4 Bobby Boyd, 1960-68
16.7 Rick Volk, 1967-75
15.2 Milt Davis, 1957-60
14.0 Don Shula, 1953-56

HIGHEST RETURN AVERAGE (SEASON-4 INT)

36.5 Lyle Blackwood, 1978
32.1 Keith Taylor, 1989
32.0 Gary Brackett, 2007
31.5 Jackie Wallace, 1975
30.3 Nick Harper, 2003
27.6 Ray Buchanan, 1994
25.7 Rick Volk, 1968

HIGHEST RETURN AVERAGE (ROOKIE-4 INT)

24.2 Rick Volk, 1967
21.9 Milt Davis, 1957
18.9 Bobby Boyd, 1960
18.6 Ray Brown, 1958

HIGHEST RETURN AVERAGE (GAME-2 INT) *ROOKIE

60.5 *Milt Davis at Chi, Nov. 17, 1957
58.0 Andy Nelson vs. G.B., Nov. 2, 1958
56.5 Ray Buchanan at N.E., Dec. 11, 1994
53.5 Kelvin Hayden vs. Cin, Dec. 7, 2008
47.5 Dwight Lowery at Ten., Sept. 27, 2015
42.0 *Bobby Boyd vs. Det, Dec. 4, 1960
41.0 Keith Taylor vs. Buf, Oct. 8, 1989
39.5 *Milt Davis at S.F., Dec. 8, 1957
37.0 Gary Brackett at Balt, Dec. 9, 2007
31.5 Wendell Harris vs. Det, Oct. 10, 1965
31.0 Darius Butler at Jax, Nov. 8, 2012

LONGEST RETURN (*ROOKIE)

97t Eugene Daniel vs. NYJ, Oct. 29, 1995
94t *Rick Volk at Chi, Oct. 8, 1967
94t *James Burroughs at Min, Dec. 12, 1982
90t Rick Volk at S.F., Oct. 13, 1968
90t *Steve Emtman at Mia, Oct. 25, 1992
90t Ray Buchanan at N.E., Dec. 11, 1994
85t Kelvin Hayden vs. Cin, Dec. 7, 2008
83t Matt Giordano vs. N.O., Sept. 6, 2007
80t John Holt vs. S.D., Nov. 30, 1986
80t Keith Taylor vs. Buf, Oct. 8, 1989

MOST TOUCHDOWNS (CAREER)

5 Jerry Logan, 1963-72
4 Bobby Boyd, 1960-68
3 Milt Davis, 1957-60
3 Andy Nelson, 1957-63
3 Ray Buchanan, 1993-94
3 Eugene Daniel, 1984-96
3 Jason Belser, 1992-00
3 Kelvin Hayden, 2005-10
3 Darius Butler, 2012-15
2 Blackwood/Burris/Curtis/Freeman/Haymond/June/Lacey/Lyles/Mathis/Powers/Wallace/White

MOST TOUCHDOWNS (SEASON) *ROOKIE

3 Ray Buchanan, 1994
2 *Milt Davis, 1957
2 Jerry Logan, 1965, 70
2 Jackie Wallace, 1975
2 Lyle Blackwood, 1978
2 Jason Belser, 1996
2 Cato June, 2005
2 Kelvin Hayden, 2010
2 Darius Butler, 2012

*ROOKIES with 1 (Braziel/Burroughs/David/Emtman/Hutchins/Lacey/Volk)

CONSC. GAMES WITH TOUCHDOWNS

2 Ray Buchanan, G13-14, 1994

PUNTING

MOST (CAREER)

985 Rohn Stark, 1982-94
838 David Lee, 1966-78
577 Hunter Smith, 1999-08
520 Pat McAfee, 2009-15
277 Chris Gardocki, 1995-98
232 Tom Gilburg, 1961-65
119 Cotton Davidson, 1954, 57
99 Bucky Dilts, 1979
95 Ray Brown, 1958-60
82 Mike Bragg, 1980

MOST (SEASON)

99 Bucky Dilts, 1979
98 Rohn Stark, 1984
92 David Lee, 1978
91 Rohn Stark, 1983
88 Pat McAfee, 2011
86 David Lee, 1975
85 Pat McAfee, 2015
83 Rohn Stark, 1992, 93
82 David Lee, 1977
82 Mike Bragg, 1980
82 Rohn Stark, 1991

MOST (ROOKIE)

72 Cotton Davidson, 1954
64 Pat McAfee, 2009
58 Hunter Smith, 1999
54 Ray Brown, 1958
51 Dave Sherer, 1959
49 David Lee, 1966

MOST (GAME)

12 Chris Gardocki at Buf, Oct. 6, 1996
11 Cotton Davidson at Chi, Oct. 10, 1954
11 Joe Don Looney at S.F., Nov. 29, 1964
11 David Lee at Mia, Nov. 11, 1973
11 David Lee at N.E., Oct. 19, 1975
10 Ray Brown at S.F., Dec. 18, 1960
10 David Lee at Buf, Dec. 1, 1974
10 David Lee at NYG, Dec. 7, 1975
10 Bucky Dilts at K.C., Sept. 2, 1979
10 Rohn Stark at Den, Dec. 11, 1983

MOST (GAME) cont...

10 Rohn Stark at LA Raid, Nov. 25, 1984
10 Rohn Stark at N.E., Oct. 2, 1988
10 Rohn Stark at N.E., Dec. 8, 1991
10 Pat McAfee vs. N.O., Oct. 25, 2015

MOST (ROOKIE-GAME)

11 Cotton Davidson at Chi, Oct. 10, 1954
11 Joe Don Looney at S.F., Nov. 29, 1964
9 Ray Brown at Chi, Nov. 16, 1958
9 David Lee vs. LA Rams, Nov. 27, 1966
8 (3 times) Last: Cotton Davidson vs. Det., Nov. 6, 1954

MOST PUNT YARDS (CAREER)

43162 Rohn Stark, 1982-94
34019 David Lee, 1966-78
25040 Hunter Smith, 1999-08
23958 Pat McAfee, 2009-15
12403 Chris Gardocki, 1995-98

MOST PUNT YARDS (SEASON)

4383 Rohn Stark, 1984
4124 Rohn Stark, 1983
4098 Pat McAfee, 2011
4052 Pat McAfee, 2015
3716 Rohn Stark, 1992
3657 Bucky Dilts, 1979
3595 Rohn Stark, 1993
3584 Rohn Stark, 1985
3583 Chris Gardocki, 1998
3520 Pat McAfee, 2012
3513 David Lee, 1978
3499 Pat McAfee, 2013
3492 Rohn Stark, 1991
3432 Rohn Stark, 1986

MOST PUNT YARDS (ROOKIE)

2837 Pat McAfee, 2009
2678 Cotton Davidson, 1954
2467 Hunter Smith, 1999
2233 David Lee, 1966
2132 Dave Sherer, 1959

MOST PUNT YARDS (GAME)

551 Chris Gardocki at Buf, Oct. 6, 1996
517 Pat McAfee vs. N.O., Oct. 25, 2015
462 Rohn Stark at Den, Dec. 11, 1983
456 Rohn Stark at N.E., Oct. 2, 1988
451 Pat McAfee vs. Atl, Nov. 6, 2011
446 Joe Don Looney at S.F., Nov. 29, 1964
444 Rohn Stark at LA Raid, Nov. 25, 1984
440 Pat McAfee vs. Den, Oct. 20, 2013
425 Cotton Davidson at Chi, Oct. 10, 1954
413 Bucky Dilts at K.C., Sept. 2, 1979
413 Rohn Stark at N.E., Dec. 8, 1991
409 David Lee vs. LA Rams, Nov. 27, 1966
405 Ray Brown at Chi, Nov. 16, 1958

MOST PUNT YARDS (GAME-ROOKIE)

445 Joe Don Looney at S.F., Nov. 29, 1964
425 Cotton Davison at Chi, Oct. 10, 1954
409 David Lee vs. LA Rams, Nov. 27, 1966
405 Ray Brown at Chi, Nov. 16, 1958
339 Pat McAfee vs. N.E., Nov. 15, 2009

HIGHEST AVERAGE (CAREER-75 MIN)

46.1 Pat McAfee, 2009-15
44.8 Chris Gardocki, 1995-98
43.8 Rohn Stark, 1982-94
43.4 Hunter Smith, 1999-08
41.4 Tom Gilburg, 1961-65
40.6 David Lee, 1966-78
39.4 Mike Garrett, 1981
39.3 Ray Brown, 1958-60
39.1 Mike Bragg, 1980
36.9 Bucky Dilts, 1979

Pat McAfee holds team records for the highest career punting average and highest average in a season.

HIGHEST AVERAGE (SEASON-32 MIN)

48.2 Pat McAfee, 2012
47.7 Pat McAfee, 2015
46.7 Pat McAfee, 2014
46.6 Pat McAfee, 2011
46.0 Pat McAfee, 2013
45.9 Rohn Stark, 1985
45.7 Chris Gardocki, 1996
45.6 David Lee, 1966
45.4 Chris Gardocki, 1998
45.3 Rohn Stark, 1983
45.3 Chris Gardocki, 1997
45.3 David Lee, 1969
45.2 Rohn Stark, 1986
45.2 Hunter Smith, 2004
44.8 Rohn Stark, 1992

HIGHEST AVERAGE (ROOKIE-32 MIN)

45.6 David Lee, 1966
44.4 Rohn Stark, 1982 (9-game season)
44.3 Pat McAfee, 2009
43.0 Tom Gilburg, 1961
42.5 Hunter Smith, 1999

HIGHEST AVERAGE (GAME-3 MIN) *ROOKIE

57.7 Hunter Smith at Hou, Sept. 23, 2007
56.7 Pat McAfee vs. N.E., Nov. 16, 2014
56.5 Hunter Smith at K.C., Sept. 3, 2000
56.3 *David Lee vs. S.F., Sept. 25, 1966
56.2 Rohn Stark vs. Den, Oct. 13, 1985
55.4 Pat McAfee vs. K.C., Oct. 9, 2011
55.3 Pat McAfee vs. PHI, Sept. 15, 2014
54.5 Rohn Stark at N.E., Sept. 4, 1983
54.3 Hunter Smith vs. N.E., Nov. 2, 2008
54.0 Tom Gilburg vs. S.F., Oct. 3, 1965
53.7 *David Lee at Chi, Oct. 9, 1966
53.6 Pat McAfee vs. Min, Sept. 16, 2012

40.0+ GAMES (CAREER-3 PUNT MIN)

143 Rohn Stark, 1982-94
96 David Lee, 1966-78
92 Pat McAfee, 2009-15
89 Hunter Smith, 1999-08
46 Chris Gardocki, 1995-98
30 Tom Gilburg, 1961-65

40.0+ GAMES (SEASON-3 PUNT MIN)

16 Pat McAfee, 2011
16 Pat McAfee, 2015
15 Chris Gardocki, 1998
14 Rohn Stark, 1983
14 Pat McAfee, 2012
14 Pat McAfee, 2014
13 Pat McAfee, 2013
13 Rohn Stark, 1984-85, 92-93
13 Hunter Smith, 2001
12 David Lee, 1979
12 Rohn Stark, 1986, 89-90
12 Chris Gardocki, 1997
11 Chris Gardocki, 1996
11 Hunter Smith, 2004
11 Pat McAfee, 2009

50.0+ GAMES (CAREER-3 PUNT MIN)

18 Pat McAfee, 2009-15
15 Rohn Stark, 1982-94
14 Hunter Smith, 1999-08
6 David Lee, 1966-78
4 Chris Gardocki, 1995-98
3 Tom Gilburg, 1961-65
1 Mike Garrett, 1981

50.0+ GAMES (SEASON-3 PUNT MIN)

5 Pat McAfee, 2012
4 Pat McAfee, 2015
4 Pat McAfee, 2011
3 Pat McAfee, 2014
3 David Lee, 1966
3 Rohn Stark, 1992
3 Hunter Smith (2), 2001, 07
2 Tom Gilburg, 1962
2 Rohn Stark (2), 1983, 93

50.0+ GAMES (SEASON-3 PUNT MIN) cont...

2 Chris Gardocki, 1998
2 Hunter Smith (2), 2000, 08
2 Pat McAfee, 2013

PUNTS BLOCKED (CAREER)

11 David Lee, 1966-78
7 Rohn Stark, 1982-94
5 Hunter Smith, 1999-08
3 Pat McAfee, 2009-15
2 Bragg/Dilts
1 Colquitt/Davidson

PUNTS BLOCKED (SEASON)

2 David Lee (3), 1973, 77, 78
2 Bucky Dilts, 1979
2 Mike Bragg, 1980
2 Rohn Stark (2), 1985, 87
2 Hunter Smith, 1999

PUNTS BLOCKED (GAME)

2 David Lee at Mia, Nov. 11, 1973

MOST TOUCHBACKS (CAREER)

111 Rohn Stark, 1982-94
79 David Lee, 1966-78
61 Hunter Smith, 1999-08
40 Pat McAfee, 2009-15
25 Chris Gardocki, 1995-98
11 Tom Gilburg, 1961-65
8 Ray Brown, 1958-60
5 Bragg/Davidson/Dilts

MOST TOUCHBACKS (SEASON)

14 Rohn Stark, 1985
13 Rohn Stark, 1993
12 David Lee, 1967
12 Rohn Stark, 1982
12 Hunter Smith, 2001

MOST TOUCHBACKS (ROOKIE)

12 Rohn Stark, 1982
8 Hunter Smith, 1999
6 Pat McAfee, 2009
4 Brown/Sherer

MOST TOUCHBACKS (GAME)

4 Rohn Stark at Buf, Oct. 20, 1985
4 Rohn Stark vs. Mia, Nov. 6, 1993
4 Rohn Stark at T.B., Sept. 11, 1994
3 (9 times) Stark (4)/Lee (2)/ Davidson/Looney/Smith

MOST INSIDE 20 (CAREER, SINCE 1976)

224 Rohn Stark, 1982-94
193 Hunter Smith, 1999-08
174 Pat McAfee, 2009-15
80 Chris Gardocki, 1995-98
57 David Lee, 1966-78

MOST INSIDE 20 (SEASON)

30 Pat McAfee, 2014
28 Pat McAfee, 2015

MOST INSIDE 20 (SEASON) cont...

27 Pat McAfee, 2013
26 Hunter Smith, 2002
26 Pat McAfee, 2012
24 Rohn Stark, 1990
23 Rohn Stark, 1986
23 Chris Gardocki (2), 1996, 98
23 Hunter Smith (2), 2005, 08
22 Mike Bragg, 1980
22 Rohn Stark (2), 1992, 94
21 (8 times) Last: Pat McAfee, 2011

MOST INSIDE 20 (GAME)

6 Pat McAfee vs. Den, Oct. 20, 2013
5 David Lee at St.L., Dec. 4, 1976
5 Rohn Stark at N.E., Nov. 11, 1990
5 Pat McAfee vs. Hou, Dec. 20, 2015

LONGEST PUNTS

76 David Lee at NYG, Oct. 17, 1971
72 Rohn Stark at Mia, Sept. 23, 1984
72 Chris Gardocki at S.D., Oct. 27, 1997
69 Rohn Stark at Buf, Dec. 2, 1984
69 Chris Gardocki at Buf, Sept. 17, 1995 (twice)
69 Hunter Smith vs. Balt, Oct. 13, 2002
68 David Lee vs. N.O., Dec. 10, 1967
68 Rohn Stark at Den, Dec. 11, 1983
68 Rohn Stark vs. Den, Oct. 13, 1985
67 David Lee at Sea, Nov. 12, 1978
67 Rohn Stark at Buf, Sept. 18, 1983

LONGEST PUNTS (ROOKIE)

64 Joe Don Looney at Det, Oct. 25, 1964
64 David Lee vs. S.F., Sept. 25, 1966
64 David Lee at LA Rams, Oct. 30, 1966
62 Joe Don Looney at LA Rams, Nov. 22, 1964
61 Tom Gilburg vs. LA Rams, Sept. 17, 1961
61 Hunter Smith vs. Was, Dec. 19, 1999

PUNT RETURNS MOST (CAREER)

155 Clarence Verdin, 1988-93
119 Terrence Wilkins, 1999-01, 03, 06
112 Carl Taseff, 1953-61
109 Howard Stevens, 1975-77
108 Alvin Haymond, 1964-67
84 Rick Volk, 1967-75
79 Nesby Glasgow, 1979-87
74 Troy Walters, 2002-05
71 Bert Rechichar, 1953-59
63 Jerry Logan, 1963-72
60 Bruce Laird, 1972-81

MOST (SEASON) *ROOKIE

44 *Nesby Glasgow, 1979
42 *Dewell Brewer, 1994
41 Alvin Haymond, 1965
41 *Terrence Wilkins, 1999
40 Alvin Haymond, 1966
40 Robbie Martin, 1985

MOST (SEASON) *ROOKIE cont...

39 Howard Stevens, 1976
36 Howard Stevens, 1975
35 Troy Walters, 2002
34 *Bruce Laird, 1972
34 Howard Stevens, 1977
31 Clarence Verdin, 1990

MOST (GAME)

9 Nesby Glasgow at K.C., Sept. 2, 1979
8 Howard Stevens vs. T.B., Oct. 3, 1976
7 Alvin Haymond vs. Det, Oct. 10, 1965
7 Alvin Haymond vs. LA Rams, Nov. 27, 1966
7 Larry Anderson vs. Den, Sept. 11, 1983
7 Robbie Martin at S.F., Oct. 5, 1986
6 (10 times) Last: Jamie Silva vs. S.F., Nov. 1, 2009

MOST (ROOKIE-GAME)

9 Nesby Glasgow at K.C., Sept. 2, 1979
6 Bruce Laird vs. Buf, Dec. 3, 1972
5 (9 times) Last: Nate Jacquet at NYJ, Dec. 14, 1997
4 (27 times) Last: Quan Bray vs. Ten, Jan. 3, 2016

MOST YARDAGE (CAREER)

1537 Clarence Verdin, 1988-93
1065 Terrence Wilkins, 1999-01, 03, 06
1012 Howard Stevens, 1975-77
911 Alvin Haymond, 1964-67
826 Carl Taseff, 1953-61
643 Nesby Glasgow, 1979-87
594 Jerry Logan, 1963-72
587 Troy Walters, 2002-05
552 Robbie Martin, 1985-86
521 Rick Volk, 1967-75
475 T.Y. Hilton 2012-15
405 Bruce Laird, 1972-81
405 Ron Gardin, 1970-71

MOST YARDAGE (SEASON) *ROOKIE

443 Robbie Martin, 1985
403 Alvin Haymond, 1965
396 Howard Stevens, 1975
396 Clarence Verdin, 1990
388 *Terrence Wilkins, 1999
352 *Nesby Glasgow, 1979
347 Alvin Haymond, 1966
339 *Dewell Brewer, 1994
330 *Ron Gardin, 1970
315 Howard Stevens, 1976
303 *Bruce Laird, 1972
300 *T.Y. Hilton, 2012

MOST YARDS (GAME)

148 Carl Taseff at GBM, Oct. 14, 1956
141 Ray Buchanan vs. S.D., Nov. 3, 1996

MOST YARDS (GAME) cont...
- 124 Clarence Verdin at N.E., Nov. 11, 1990
- 111 T.Y. Hilton, vs. Buf, Nov. 25, 2012
- 110 Ron Gardin vs. Mia, Nov. 1, 1970
- 107 Dewell Brewer vs. Mia, Dec. 18, 1994
- 106 Robbie Martin vs. Mia, Nov. 17, 1985
- 105 Terrence Wilkins at NYJ, Sept. 9, 2001
- 102 Marvin Harrison at NYJ, Sept. 8, 1996
- 97 Alvin Haymond vs. S.F., Sept. 25, 1966
- 97 Clarence Verdin at Mia, Oct. 25, 1992
- 96 Clarence Verdin vs. N.E., Nov. 15, 1992

MOST YARDS (GAME-ROOKIE)
- 111 T.Y. Hilton vs. Buf, Nov. 25, 2012
- 110 Ron Gardin vs. Mia, Nov. 1, 1970
- 107 Dewell Brewer vs. Mia, Dec. 18, 1994
- 102 Marvin Harrison at NYJ, Sept. 8, 1996
- 87 Leonard Dunlap vs. NYJ, Sept. 19, 1971
- 75 Nesby Glasgow at N.E., Nov. 18, 1979

HIGHEST AVERAGE (CAREER-30 MIN)
- 13.5 Ron Gardin, 1970-71
- 10.1 T.Y. Hilton, 2012-15
- 9.9 Clarence Verdin, 1988-93
- 9.7 Robbie Martin, 1985-86
- 9.3 Howard Stevens, 1975-77
- 9.2 Jerry Logan, 1963-72
- 9.1 T.J. Rushing, 2006-09
- 8.9 Terrence Wilkins, 1999-01, 03, 06
- 8.4 Alvin Haymond, 1964-67
- 8.2 Nesby Glasgow, 1979-87
- 8.2 Griff Whalen, 2013-15

HIGHEST AVERAGE (SEASON-14 MIN)
- 13.1 T.J. Rushing, 2007
- 12.9 Clarence Verdin, 1989
- 12.8 Clarence Verdin, 1990
- 12.6 Wendell Harris, 1964
- 11.8 Ron Gardin, 1970
- 11.5 T.Y. Hilton, 2012
- 11.2 Clarence Verdin, 1992
- 11.1 Robbie Martin, 1985
- 11.0 Howard Stevens, 1975
- 10.9 Clarence Verdin, 1988
- 10.4 Terrence Wilkins, 2001

HIGHEST AVERAGE (ROOKIE-14 MIN)
- 11.8 Ron Gardin, 1970
- 11.5 T.Y. Hilton, 2012
- 10.0 Jerry Logan, 1963
- 9.8 Marvin Harrison, 1996
- 9.5 Terrence Wilkins, 1999
- 8.9 Bruce Laird, 1972

HIGHEST AVERAGE (GAME-2 MIN) *ROOKIE
- 47.0 T.J. Rushing at Oak, Dec. 16, 2007
- 37.5 Ron Gardin vs. NYJ, Sept. 19, 1971
- 37.0 Carl Taseff at GBM, Oct. 14, 1956
- 36.7 *Ron Gardin vs. Mia, Nov. 1, 1970
- 32.3 Clarence Verdin at Mia, Oct. 25, 1992
- 32.0 Alvin Haymond at Min, Nov. 14, 1965
- 28.2 Ray Buchanan vs. S.D., Nov. 3, 1996
- 28.0 *Terrence Wilkins at NYG, Nov. 14, 1999
- 27.8 *T.Y. Hilton vs. Buf, Nov. 25, 2012
- 27.3 Terrence Wilkins vs. Jax, Sept. 24, 2006
- 26.8 *Dewell Brewer vs. Mia, Dec. 18, 1994

MOST FAIR CATCHES (CAREER)
- 55 Rick Volk, 1967-75
- 54 Clarence Verdin, 1988-93
- 53 Troy Walters, 2002-05
- 47 Terrence Wilkins, 1999-01, 03, 06
- 42 Griff Whalen, 2013-15
- 38 T.J. Rushing, 2006-009
- 34 Nesby Glasgow, 1979-87
- 32 T.Y. Hilton, 2012-15
- 25 Mike Prior, 1987-92
- 23 Howard Stevens, 1975-77
- 22 Alvin Haymond, 1964-67
- 20 Ron Gardin, 1970-71

MOST FAIR CATCHES (SEASON) *ROOKIE
- 25 Troy Walters, 2005
- 22 T.J. Rushing, 2009
- 20 *Ron Gardin, 1970
- 20 Rick Volk, 1971
- 18 *T.Y. Hilton, 2012
- 18 Griff Whalen, 2015
- 17 Clarence Verdin, 1993
- 17 *Terrence Wilkins, 1999
- 17 Griff Whalen, 2014
- 15 Nesby Glasgow, 1980
- 15 Troy Walters, 2002
- 14 T.J. Rushing, 2007
- 14 *Blair White, 2010

MOST FAIR CATCHES (GAME) *ROOKIE
- 6 Griff Whalen vs. Cin, Oct. 19, 2014
- 6 Griff Whalen vs. Jax, Oct. 5, 2015
- 5 *T.Y. Hilton vs. G.B., Oct. 7, 2012
- 4 Timmy Brown at NYG, Nov. 2, 1968
- 4 *Ron Gardin at Mia, Nov. 22, 1970
- 4 *Marvin Harrison at Buf, Oct. 6, 1996
- 4 *Brad Pyatt vs. Hou, Oct. 26, 2003
- 4 Griff Whalen at Ten, Sept. 27, 2015
- 3 (31 times) Last: Griff Whalen vs. NYJ, Sept. 21, 2015
  *ROOKIE: Blair White vs. Ten, Jan. 2, 2011

LONGEST RETURN (*ROOKIE)
- 90t Carl Taseff at GBM, Oct. 14, 1956
- 90t T.J. Rushing at Oak, Dec. 16, 2007
- 84t Clarence Verdin at Mia, Oct. 25, 1992
- 82t Ray Buchanan vs. S.D., Nov. 3, 1996
- 82t Terrence Wilkins vs. Jax, Sept. 24, 2006
- 80t *Ron Gardin vs. Mia, Nov. 1, 1970
- 78t Terrence Wilkins at NYJ, Sept. 9, 2001
- 75t *Nesby Glasgow at N.E., Nov. 18, 1979
- 75t *Dewell Brewer vs. Mia, Dec. 18, 1994
- 75t *T.Y. Hilton vs. Buf, Nov. 25, 2012
- 73t Clarence Verdin at Cle, Sept. 19, 1988

MOST TOUCHDOWNS (CAREER)
- 4 Clarence Verdin, 1988-93
- 3 Terrence Wilkins, 1999-01, 03, 06
- 2 Carl Taseff, 1953-62
- 1 Brewer/Gardin/Glasgow/Hilton/Logan/Martin/Rushing

MOST TOUCHDOWNS (SEASON)
- 2 Clarence Verdin, 1992

KICKOFF RETURNS MOST (CAREER)
- 176 Terrence Wilkins, 1999-01, 03, 06
- 169 Clarence Verdin, 1988-93
- 153 Aaron Bailey, 1994-98
- 148 Albert Bentley, 1985-91
- 137 Bruce Laird, 1972-81
- 131 Dominic Rhodes, 2001-06, 08, 10
- 84 Nesby Glasgow, 1979-87
- 67 Larry Anderson, 1982-84
- 62 Tom Matte, 1961-72
- 61 Troy Walters, 2002-05

MOST (SEASON)
- 55 Aaron Bailey, 1997
- 53 Troy Walters, 2002
- 52 Terrence Wilkins, 2006
- 51 Terrence Wilkins, 1999
- 50 Nesby Glasgow, 1979
- 50 Clarence Verdin, 1993
- 48 Dominic Rhodes, 2004
- 44 Terrence Wilkins, 2001
- 43 Aaron Bailey, 1996
- 41 Marshall Johnson, 1978
- 41 Dominic Rhodes, 2005

MOST (ROOKIE)
- 51 Terrence Wilkins, 1999
- 50 Nesby Glasgow, 1979
- 31 Joe Lefeged, 2011
- 29 Bruce Laird, 1972
- 22 Pierre Garcon, 2008
- 21 Quan Bray, 2015
- 20 Bake Turner, 1962
- 20 Kim Anderson, 1980
- 20 Kevin Williams, 1981

MOST (GAME)

9 Brandon James vs. S.D., Nov. 28, 2010
8 Aaron Bailey at S.D., Oct. 26, 1997
8 Terrence Wilkins at Balt, Dec. 2, 2001
8 Dominic Rhodes at K.C., Oct. 31, 2004
7 Nesby Glasgow at N.E., Nov. 18, 1979
7 Albert Bentley at NYJ, Dec. 10, 1988
7 Mark Stock vs. S.D., Nov. 3, 1996
7 Nate Jacquet at Min, Dec. 21, 1997
7 Troy Walters vs. NYG, Dec. 22, 2002
7 Dominic Rhodes vs. S.D., Dec. 18, 2005

MOST (ROOKIE-GAME)

9 Brandon James vs. S.D., Nov. 28, 2010
7 Nesby Glasgow at N.E., Nov. 18, 1979
7 Nate Jacquet at Min, Dec. 21, 1997
6 Bruce Laird vs. NYJ, Sept. 24, 1972
6 Nesby Glasgow vs. N.E., Oct. 28, 1979
6 Stacey Simmons at Phi, Sept. 30, 1990
6 Dominic Rhodes at K.C., Oct. 25, 2001
6 Pierre Garcon at Ten, Oct. 27, 2008

MOST YARDAGE (CAREER)

4017 Terrence Wilkins, 1999-01, 03, 06
3501 Aaron Bailey, 1994-98
3420 Clarence Verdin, 1988-93
3406 Bruce Laird, 1972-81
3175 Albert Bentley, 1985-91
3062 Dominic Rhodes, 2001-06, 08, 10
1904 Nesby Glasgow, 1979-87
1369 Jim Duncan, 1969-71
1367 Tom Matte, 1961-72
1351 Larry Anderson, 1982-84

MOST YARDAGE (SEASON)

1272 Terrence Wilkins, 2006
1206 Aaron Bailey, 1997
1188 Dominic Rhodes, 2004
1150 Troy Walters, 2002
1134 Terrence Wilkins, 1999
1126 Nesby Glasgow, 1979
1050 Clarence Verdin, 1993
1041 Aaron Bailey, 1996
1007 Terrence Wilkins, 2001
927 Marshall Johnson, 1978

MOST YARDAGE (ROOKIE)

1134 Terrence Wilkins, 1999
1126 Nesby Glasgow, 1979

MOST YARDAGE (ROOKIE) cont...

843 Bruce Laird, 1972
578 Joe Lefeged, 2011
570 Quan Bray, 2015
544 Brad Pyatt, 2003
504 Bake Turner, 1962

MOST YARDAGE (GAME)

236 Dominic Rhodes vs. S.D., Dec. 26, 2004
213 Aaron Bailey vs. Sea, Sept. 14, 1997
199 Aaron Bailey at Cin, Dec. 22, 1996
195 Alvin Haymond vs. Phi, Nov. 21, 1965
188 Troy Walters vs. NYG, ec. 22, 2002
182 Dominic Rhodes at K.C., Oct. 31, 2004

MOST YARDAGE (GAME-ROOKIE)

181 Bruce Laird vs. NYJ, Sept. 24, 1972
177 Brad Pyatt at T.B., Oct. 6, 2003
155 Lenny Lyles vs. Was, Oct. 26, 1958
153 Terrence Wilkins vs. Mia, Oct. 10, 1999
150 Pierre Garcon at Ten, Oct. 27, 2008
150 Brandon James vs. S.D., Nov. 28, 2010

HIGHEST AVERAGE (CAREER-30 MIN)

32.6 Jim Duncan, 1969-71
27.9 Johnny Sample, 1958-60
27.5 Buddy Young, 1953-55
27.4 Lenny Lyles, 1958, 61-69
26.8 Preston Pearson, 1967-68
26.5 Cotton Speyrer, 1972-74
26.4 Alvin Haymond, 1964-67
25.6 Tony Lorick, 1964-67
24.9 Bruce Laird, 1972-81
24.1 Lenny Moore, 1956-67

HIGHEST AVERAGE (SEASON-14 MIN)

35.4 Jim Duncan, 1970
35.1 Preston Pearson, 1968
32.0 Josh Cribbs, 2014
30.7 Alvin Haymond, 1965
29.5 Jim Duncan, 1969
29.2 Cotton Speyrer, 1973
29.1 Bruce Laird, 1972
28.8 Johnny Sample, 1960
28.6 Brad Pyatt, 2003
27.1 Quan Bray, 2015
26.9 Johnny Sample, 1959
26.3 Joe Washington, 1978
26.3 Bruce Laird, 1974

HIGHEST AVERAGE (ROOKIE-14 MIN)

29.1 Bruce Laird, 1972
28.6 Brad Pyatt, 2003
27.1 Quan Bray, 2015
25.4 Dominic Rhodes, 2001
25.2 Bake Turner, 1962
24.6 Joe Don Looney, 1964

HIGHEST AVERAGE (GAME-2 MIN)

66.0 Aaron Bailey at Jax, Dec. 10, 1995
63.5 Preston Pearson at S.F., Oct. 13, 1968
62.0 Cotton Speyrer vs. Buf, Nov. 25, 1973
59.5 Johnny Sample vs. Chi, Oct. 2, 1960
58.5 Lenny Lyles vs. Chi, Oct. 4, 1958
56.0 Joe Washington at N.E., Sept. 18, 1978
53.0 Deji Karim vs. Hou, Dec. 30, 2012
51.7 Lenny Lyles vs. Was, Oct. 26, 1958
47.5 Bruce Laird at N.E., Nov. 6, 1972
46.7 Jim Duncan at Mia, Nov. 22, 1970
46.3 Ronald Humphrey at Pit, Sept. 18, 1994

LONGEST RETURNS

104t Buddy Young at Phi, Nov. 15, 1953
103t Lenny Lyles vs. Chi, Oct. 4, 1958
102t Preston Pearson at Det, Nov. 10, 1968
101t Lenny Lyles vs. Was, Oct. 26, 1958
101t Cotton Speyrer vs. Buf, Nov. 25, 1973
101t Deji Karim vs. Hou, Dec. 30, 2012

MOST TOUCHDOWNS (CAREER)

2 Lenny Lyles, 1958, 61-69
2 Preston Pearson, 1967-68
2 Jim Duncan, 1969-71
2 Aaron Bailey, 1994-97
2 Dominic Rhodes, 2001-06, 08, 10

MOST TOUCHDOWNS (SEASON)

2 Lenny Lyles, 1958
2 Preston Pearson, 1968

TOUCHDOWNS ON OPENING KICKOFF

COLTS

104 Buddy Young at Phi, Nov. 11, 1953
96 Preston Pearson at S.F., Oct. 13, 1968
95 Ronald Humphrey at Pit, Sept. 18, 1994
95 Aaron Bailey at Jax, Dec. 10, 1995

OPPONENTS

99 Allen Carter vs. N.E., Dec. 21, 1975
99 Jacoby Ford at Oak, Dec. 26, 2010
95 Sammy Martin vs. N.E., Nov. 27, 1988
89 Darren Sproles at S.D., Nov. 11, 2007
84 Jerome Mathis at Hou, Sept. 23, 2007

LONGEST NON-SCORING RETURN

Colts: 90 Kendall Williams at Cin, Oct. 2, 1983
90 Brad Pyatt at T.B., Oct. 6, 2003

LONGEST NON-SCORING RETURN
cont...
Opp: 96 Joe Arenas at S.F., Dec. 16, 1956

FUMBLES

MOST RECOVERIES (SEASON)
6 Barney Poole, 1953
6 Stan White, 1973

MOST RECOVERIES (GAME)
2 (22 times) Last: Josh Mallard vs. Dal, Nov. 17, 2002

MOST CONSECUTIVE GAMES RECOVERIES
3 Fred Cook, G8-10, 1975
2 (41 times) Last: D'Qwell Jackson, G11-12, 2014

LONGEST FUMBLE RETURNS
95t Chukie Nwokorie at NYJ, Sept. 9, 2001
78t Quentin Coryatt at Pit, Sept. 18, 1994
75t Tony Bennett vs. Hou, Sept. 4, 1994
68t Gary Brackett at Hou, Oct. 5, 2008
64t Stan White vs. Buf, Dec. 12, 1976
60t Larry Tripplett vs. Ten, Dec. 4, 2005
56t Rodney Culver vs. Mia, Sept. 5, 1993
54t Chris Goode vs. Mia, Oct. 28, 1990
52t Johnie Cooks at N.E., Sept. 4, 1983

LONGEST FUMBLE RETURNS cont...
49t Fred Cook vs. NYJ, Nov. 16, 1975
48t Bernard Holsey vs. Buf, Dec. 11, 2000
47t Jamaal Anderson vs. Pit, Sept. 25, 2011
44t Derrel Luce at Pit, Dec. 9, 1978
41t Larry Anderson vs. Den, Sept. 11, 1983

COLTS LARGEST COMEBACKS

Deficit	Date	Opponent	Trailed/Qtr.	Result
*28	1/4/14	Kansas City	10-38/3rd	W 45-44
21	11/9/75	@ Buffalo	7-28/2nd	W 42-35
21	9/10/95	@ N.Y. Jets	3-24/3rd	W 27-24 OT
21	10/8/95	@ Miami	3-24/3rd	W 27-24 OT
21	10/6/03	@ Tampa Bay	14-35/4th	W 38-35 OT
20	11/30/58	San Francisco	7-27/3rd	W 35-27
18	12/18/77	New England	3-21/3rd	W 30-24
18	10/9/77	Miami	10-28/2nd	W 45-28
18	9/15/96	@ Dallas	3-21/2nd	W 25-24
18	10/7/12	Green Bay	3-21/3rd	W 30-27
18	11/3/13	@ Houston	6-24/3rd	W 27-24
17	10/12/58	@ Green Bay	0-17/2nd	W 24-17
17	11/29/70	Chicago	0-17/2nd	W 21-20
17	12/27/92	@ Cincinnati	0-17/3rd	W 21-17
17	10/17/05	St. Louis	0-17/2nd	W 45-28
17	10/5/08	@ Houston	10-27/4th	W 31-27
17	11/15/09	New England	14-31/4th	W 35-34
17	11/29/09	@ Houston	0-17/2nd	W 35-27

*Postseason

COLTS LARGEST LEADS LOST

Lead	Date	Opponent	Ahead / Qtr.	Result
26	9/21/97	@ Buffalo	26-0/2nd	L 35-37
24	10/20/57	@ Detroit	27-3/3rd	L 27-31
21	10/27/57	Green Bay	21-0/4th	L 21-24
21	10/18/98	@ San Francisco	21-0/2nd	L 31-34
21	9/19/99	@ New England	28-7/2nd	L 28-31
21	9/10/00	Oakland	21-0/2nd	L 31-38
19	12/11/83	@ Denver	19-0/4th	L 19-21
17	9/9/79	Tampa Bay	17-0/2nd	L 26-29
17	10/9/88	@ Buffalo	17-0/2nd	L 23-34
17	10/9/11	Kansas City	24-7/2nd	L 24-28
14	10/1/78	Philadelphia	14-0/4th	L 14-17
14	12/8/91	@ New England	17-3/3rd	L 17-23 OT
14	9/18/94	@ Pittsburgh	14-0/2nd	L 21-31
14	10/23/94	Washington	17-3/2nd	L 27-41
14	11/29/98	@ Baltimore	24 -10/2nd	L 31-38
14	12/6/98	@ Atlanta	21-7/2nd	L 21-28
14	11/18/01	@ New Orleans	14-0/1st	L 20-34
14	12/3/06	@ Tennessee	14-0/2nd	L 17-20

TEAM RECORDS

WON-LOSS-TIE

MOST WINS (SEASON)

14	2005	11	1976
14	2009	11	2012
13	1968	11	2013
13	1999	11	2014
13	2007	10	1965
12	1964	10	1971
12	2003	10	1975
12	2004	10	1977
12	2006	10	2000
12	2008	10	2002
11	1967	10	2010
11	1970		

MOST CONSECUTIVE WINS

23 11/2/08 vs. N.E. to 12/17/09 at Jax
13 9/11/05 at Balt to 12/11/05 at Jax
11 9/20/64 at G.B. to 11/29/64 vs. S.F.
11 10/26/75 at NYJ to 9/19/76 vs. Cin
11 10/17/99 at NYJ to 12/26/99 at Cle

MOST CONSECUTIVE HOME WINS

13 10/12/08 vs. Balt to 12/13/09 vs. Den
12 1/1/06 vs. Ariz to 10/7/07 vs. T.B.
11 11/8/04 vs. Min to 12/4/05 vs. Ten

MOST CONSECUTIVE ROAD WINS

11 11/9/08 at Pit to 12/17/09 at Jax
7 9/23/68 at Atl to 12/15/68 at LA Rams
7 9/11/05 at Balt to 12/11/05 at Jax

MOST CONSECUTIVE GAMES WITHOUT LOSS

23 11/2/08 vs. N.E. to 12/17/09 at Jax
15 12/18/66 at S.F. to 12/10/67 vs. N.O.

MOST LOSSES (SEASON)

15 1991

MOST CONSECUTIVE LOSSES

14 9/13/81 vs. Buf to 12/13/81 at Was

MOST CONSECUTIVE HOME LOSSES

9 9/22/74 vs. G.B. to 10/12/75 vs. Buf

MOST CONSECUTIVE ROAD LOSSES

12 9/20/81 at Den to 12/26/82 at S.D.

MOST TIED GAMES (SEASON)

2 1967

MOST CONSECUTIVE TIES

2 10/15/67 vs. LA Rams to 10/22/67 at Min

SCORING

COLTS (SEASON)

MOST		FEWEST	
522	2004	113	1982
458	2014	131	1954
450	2007	143	1991
447	2003	182	1953
439	2005	189	1993

OPP (SEASON)

MOST		FEWEST	
533	1981	140	1971
486	2001	144	1968
444	1998	198	1967
430	2011	203	1958
421	1978	221	1977
414	1984		

COLTS MOST (QUARTER)

31 vs. Mia 12/14/97
28 (7 times)
27 (3 times)
24 (7 times)
23 at Balt 12/9/07

OPP MOST (QUARTER)

28 vs. Cle 12/1/91
28 at St.L. 12/30/01
28 at Pit 10/26/14
27 at N.E. 11/18/79
25 vs. Mia 10/10/99
24 (8 times)
22 at Min 12/21/97
21 (40 times)

COLTS MOST (HALF)

45 vs. Den 10/31/88 (1)
42 vs. LA Rams 11/25/56 (2)
38 vs. GBM 10/13/57 (2)
37 at Balt 12/9/07 (1)
35 (9 times)

OPP MOST (HALF)

42 at Jax 12/13/15 (2)
38 at Chi 10/21/56 (2)
37 vs. Chi 11/25/62 (2)
37 at N.E. 11/23/80 (2)
35 vs. NYJ 11/3/85 (1)
35 at St.L. 12/30/01 (1)
35 at Pit 10/26/14 (1)

COLTS MOST (GAME)

58 vs. Buf 12/12/76
56 vs. LA Rams 11/25/56
56 vs. G.B. 11/2/58
55 vs. Den 10/31/88
55 at N.O. 9/28/03

OPP MOST (GAME)

62 at N.O. 10/23/11
59 at N.E. 11/18/12
58 at Chi 10/21/56
57 vs. Chi 11/25/62
52 at Min 9/28/69
51 at Pit 10/26/14
51 at Jax 12/13/15
50 vs. N.E. 11/18/84

LARGEST VICTORY MARGIN

56 vs. G.B. 11/2/58
52 vs. Chi 9/27/64
44 vs. Atl 12/1/68
43 at Buf 10/10/71

LARGEST VICTORY MARGIN cont...

42 at Atl 11/12/67
41 vs. Mia 12/14/97

LARGEST DEFEAT MARGIN

57 vs. Chi 11/25/62
55 at N.O. 10/23/11
48 vs. LA Rams 9/26/54
44 at Mia 11/11/73
43 at LA Rams 12/5/53
42 vs. Mia 9/10/78
42 at Pit 9/8/85
35 at N.E. 11/18/12
35 at Dal 12/21/14
35 at Pit 12/6/15
35 at Jax 12/13/15

MOST POINTS BOTH TEAMS

89 vs. Chi 10/4/58
85 at Chi 10/21/56
85 at Pit 10/26/14
83 at N.E. 11/18/12
82 at Cin 11/20/05
80 at K.C. 10/31/04
79 at Buf 11/9/75
79 vs. G.B. 11/16/97
78 (3 times)

FEWEST POINTS BOTH TEAMS

6 vs. Buf 12/1/74
6 vs. NYJ 10/11/87
6 at N.E. 12/6/92
9 vs. NYJ 10/11/92

MOST SHUTOUTS (SEASON)

COLTS: 3 1968/1971
OPP: 3 1972

MOST CONSC. SHUTOUTS (OPP)

2 (9/4 - 9/10/78)
2 (11/21 - 11/28/82)
2 (11/1 - 11/8/92)

COLTS MOST CONSC. GAMES SCORING

353 1/2/94 to present
104 10/24/54 to 11/18/62
90 12/12/65 to 10/8/72
61 11/27/83 to 11/15/87
55 11/29/87 to 9/8/91

Ken Dilger caught three touchdown passes as the Colts set the franchise record for points in a quarter (31) against Miami in 1997.

OPP MOST CONS. GAMES SCORING

176	12/21/97 to 12/18/08
161	11/1/76 to 10/4/87
86	9/13/09 to 10/9/14
81	12/13/92 to 12/7/97
68	10/31/88 to 11/29/92
65	9/27/53 to 10/26/58

TOUCHDOWNS

COLTS (SEASON)

MOST		FEWEST	
66	2004	12	1982
54	1964/07	14	1954
53	1958/14	14	1991
53	2005/09	16	1993
52	1975	22	1974

OPP (SEASON)

MOST		FEWEST	
68	1981	16	1968
57	2001	18	1971
54	1978	21	1967
52	1998	25	1966
50	1984	25	1970

COLTS MOST (GAME)

8	vs. LA Rams 11/25/56
8	vs. G.B. 11/2/58
7	(10 times)
6	(27 times)

OPP MOST (GAME)

8	at Chi 10/21/56
8	vs. Chi 11/25/62
8	at N.O. 10/23/11
8	at N.E. 11/18/12
7	at Min 9/28/69
7	at Pit 10/26/14
7	at Jax 12/13/15
6	(23 times)

COLTS RUSH TDS (SEASON)

MOST		FEWEST	
29	1964	3	1991
28	1975	4	1954
26	1976	4	1982
24	1958	4	1993
23	1971/88	6	2015

OPP RUSH TDS (SEASON)

MOST		FEWEST	
30	1981	5	1967
23	1991	6	1968
21	1953	6	1970
21	1954	6	1987
21	1978	7	1966

COLTS MOST RUSHING (GAME)

5	at Det 10/19/58
5	vs. Was 11/2/69
5	vs. Hou 11/1/76
5	vs. Buf 10/6/85
5	vs. Den 10/31/88
4	(16 times) Last: vs. Phi 11/26/06

OPP MOST RUSHING (GAME)

5	vs. Cle 11/1/59

Running back Lenny Moore led the NFL with 16 rushing touchdowns in 1964 as the Colts set a team record with 29 that season.

OPP MOST RUSHING (GAME) cont...

5	vs. Oak 9/10/00
4	(11 times) Last: vs. N.E. 11/16/14

COLTS PASS TDS (SEASON)

MOST		FEWEST	
51	2004	6	1982
42	2014	9	1954
34	2009	9	1974
33	1959/00/10	10	(3 times)
32	2007		
31	1965/05/06		

OPP PASS TDS (SEASON)

MOST		FEWEST	
37	1981	6	2008
31	1983	8	1960
31	1984	9	1958
30	2001	9	1968
29	1978/15	9	1971

COLTS MOST PASSING (GAME)

6	at N.O. 9/28/03
6	at Det. 11/25/04
5	vs. G.B. 11/2/58
5	at Dal 10/30/60
5	vs. Min 12/16/62
5	at Min 11/14/65
5	vs. Det 10/16/66
5	vs. Buf 10/4/87
5	vs. Atl 12/14/03
5	vs. G.B. 9/26/04
5	at K.C. 10/31/04
5	vs. Hou 11/14/04
5	vs. Was 11/30/14

OPP MOST PASSING (GAME)

7	at Min 9/28/69
6	vs. NYJ 9/24/72
6	at Pit 10/26/14
5	at Chi 10/21/56
5	at S.D. 12/26/82
5	at Pit 9/8/85
5	at N.O. 10/23/11
5	at Dal 12/21/14

MOST RETURN TDS (SEASON)

COLTS		OPP	
7	1994	8	1973
6	1968/70	7	2001

MOST RETURN TDS (SEASON) cont...

COLTS		OPP	
5	(12 times)	6	1977/80/10
4	(5 times)	5	(6 times)
		4	(13 times)

MOST DEFENSIVE TDS (SEASON)

COLTS		OPP	
5	1975/94/15	6	1973/2001
4	(11 times)	5	2014
3	(8 times)	4	(9 times)
		3	(9 times)

MOST KICK RETURN TDS (SEASON)

COLTS		OPP	
3	1970/89	4	2007
2	(10 times)	3	1977/79/06
		2	(9 times)

POINTS AFTER TOUCHDOWNS

COLTS (SEASON)

MOST		FEWEST	
64	2004	11	1982
53	1964	12	1954
52	2005	14	1991
51	1975/10	15	1993
50	2009/14	21	1997

COLTS (GAME)

8	vs. LA 11/25/56
8	vs. G.B. 11/2/58

OPP (SEASON)

MOST		FEWEST	
65	1981	15	1968
53	1978	17	1971
52	2001	21	1967
49	2011	24	2005
47	1984	25	66/70/08

OPP (GAME)

8	at N.O. 10/23/11
8	at N.E. 11/18/12
7	at Chi 10/21/56
7	at Min 9/28/69
7	at Pit 10/26/14

FIELD GOALS

COLTS (SEASON)

MOST		FEWEST	
37	2003	3	1956
36	1996	5	1958
35	2013	6	1959
34	1999	7	1953
32	1997	7	1957

OPP (SEASON)

MOST		FEWEST	
33	2008	5	1971
32	1989	6	1958
32	1990	6	1975
31	2010	8	1956
30	2001/09	9	(3 times)

COLTS MOST (GAME)

5 at LA Rams 12/4/54
5 vs. S.F. 9/25/66
5 at Phi 10/30/83
5 vs. Mia 9/25/88
5 at Buf 9/21/97
5 vs. Den 1/6/02
5 vs. Balt 10/13/02
5 at Ten 12/7/03
5 vs. Ten 12/1/13

OPP MOST (GAME)

5 at Was 11/18/73
5 at N.E. 12/3/89
5 vs. Cin 9/3/95
5 at S.D. 10/26/97
5 vs. NYJ 12/23/01
5 vs. Mia 12/31/06
5 at Min 9/14/08
5 at Balt 11/22/09
5 vs. S.D. 11/28/10

COLTS MOST ATT (SEASON)

41 1997
40 1996/2013
39 1961/63/66/72
38 1999
37 1967

OPP MOST ATT (SEASON)

43 1989/90
38 1995/08
37 1998
36 2001/09/10
35 1970/86/06/15

COLTS FEWEST ATT (SEASON)

14 1958
16 1956
17 1978
18 (5 times)

OPP FEWEST ATT (SEASON)

10 1975
14 1955
16 1953
17 1958

COLTS MOST ATT (GAME)

7 at LA Rams 12/4/54
6 (7 times)

OPP MOST ATT (GAME)

7 at N.E. 12/3/89
6 at NYJ 11/29/81
6 at Buf 9/9/90
6 at S.D. 10/26/97
6 vs. NYJ 12/23/01
6 at Min 9/14/08
6 at Balt 11/22/09

TOTAL FIRST DOWNS

COLTS (SEASON)

MOST		FEWEST	
379	2004	152	1982
376	2006	157	1953
371	2014	169	1954
366	2010	206	1955
363	2005	216	1956

OPP (SEASON)

MOST		FEWEST	
406	1981	166	1971
343	1984/2011	188	1958
341	1998	195	1959
338	1980	195	1960
336	1989	197	1982

COLTS MOST (GAME)

34 vs. Hou 9/17/06
33 vs. NYJ 12/15/74
33 vs. Hou 12/23/07
32 at Mia 11/15/87
31 (4 times) Last: vs. Ten 9/28/14

OPP MOST (GAME)

36 at S.F. 10/18/98
36 at N.O. 10/23/11
34 at Min 9/28/69
34 at Phi 11/15/81
34 at Pit 10/26/14
33 at Mia 9/15/85
33 at K.C. 10/31/04
33 vs. N.E. 11/16/14
32 at Pit 9/18/94

COLTS FEWEST (GAME)

4 at Mia 11/11/73
5 at N.E. 11/11/90
6 at LA Rams 12/5/53
6 vs. Det 11/6/54

OPP FEWEST (GAME)

3 vs. S.F. 11/22/59
4 at Buf 10/10/71
5 vs. S.F. 10/13/63
5 vs. St.L. 9/17/72
6 (2 times)

MOST BOTH TEAMS

60 at Pit 10/26/14
57 vs. NYJ 12/15/74
56 at K.C. 10/31/04
55 at Hou 11/29/09
54 at Mia 11/15/87
53 at N.E. 11/18/12
52 vs. LA Rams 11/25/56
52 at Buf 9/21/97
52 at Ten 9/19/04
52 vs. S.D. 12/26/04

MOST BOTH TEAMS cont...

52 vs. Hou 9/17/06
52 vs. Den 9/30/07

FEWEST BOTH TEAMS

19 at Buf 12/1/74
19 at N.E. 11/11/90
21 at Mia 11/11/73
22 (5 times)

RUSHING

COLTS (SEASON)

MOST		FEWEST	
153	1988	55	1991
146	1983	62	1982
133	1976	64	1960
131	1975	66	1954
131	1985	69	2009/11

OPP (SEASON)

MOST		FEWEST	
162	1981	60	1971
153	1978	65	1959
151	1993	69	1957
150	2006	70	1958
140	1980/91	70	1969

COLTS MOST (GAME)

18 at Det 10/19/58
18 vs. S.F. 11/22/59
18 vs. Buf 10/6/85
18 vs. Den 9/30/07
16 (6 times)

OPP MOST (GAME)

19 vs. Mia 10/29/72
19 vs. Dal 12/6/81
18 at G.B. 10/18/53
17 (4 times)

COLTS FEWEST (GAME)

0 vs. LA Rams 11/27/66
0 at N.E. 11/11/90
0 vs. Phi 12/19/93
0 vs. Ariz 1/1/06
0 vs. S.D. 11/28/10
0 vs. St.L. 11/10/13
0 at Dal 12/21/14
0 at Pit 12/6/15
1 (18 times)

OPP FEWEST (GAME)

0 vs. Chi 10/5/57
0 vs. S.F. 10/13/63
0 at Buf 10/10/71
0 at T.B. 9/11/94
0 at Ariz 9/27/09
1 (15 times)

PASSING

COLTS (SEASON)

MOST		FEWEST	
253	2010	66	1953
251	2014	79	1963
241	2006/09	80	1982
238	2004	90	1954
236	2014	92	1955

OPP (SEASON)

MOST		FEWEST	
214	1981	89	1982
210	2015	95	1953
209	2004	95	1971
203	2009	98	1955
195	2001	98	1960

COLTS MOST (GAME)

23	at Jax 10/3/10
22	vs. NYJ 12/15/74
22	at N.E. 11/21/10
22	vs. Mia 11/4/12
22	at Jax 9/21/14
21	(6 times) Last: vs. Ten 9/28/14

OPP MOST (GAME)

25	at Pit 10/26/14
24	at Min 9/28/69
24	at Mia 9/15/85
23	vs. Mia 12/9/84
22	at S.F. 10/18/98
21	vs. Buf 10/8/89

COLTS FEWEST (GAME)

1	at Cle 9/16/73
1	vs. Buf 10/13/74
1	at Mia 11/23/75
2	(7 times)

OPP FEWEST (GAME)

1	at GBM 11/24/91
1	at Hou 9/22/02
2	(6 times)
3	(7 times)

PENALTY

COLTS (SEASON)

MOST		FEWEST	
47	2004	10	1982
42	2012	11	1956
40	2014	12	1962
39	2015	13	(3 times)
38	1999		

OPP (SEASON)

MOST		FEWEST	
34	1980	8	1996
33	2012	11	1960/71
32	1983/03/15	11	2009
31	2014	12	1958
30	1981/95	12	1959

COLTS MOST (GAME)

9	vs. Pit 10/30/77
7	vs. G.B. 11/2/58
7	vs. Det 11/19/67
7	vs. Buf 12/17/78
7	vs. Pit 9/14/80
7	at Ten 9/19/04
7	at Phi 11/7/10
7	at Pit 10/26/14
7	vs. Den 11/8/15

OPP MOST (GAME)

6	(9 times)
5	vs. Was 11/30/14
5	at Cin 12/8/13

NET YARDS

COLTS (SEASON)

MOST		FEWEST	
6506	2014	2483	1982
6475	2004	2716	1953
6141	2000	2934	1954
6092	2010	3464	1955
6070	2006	3506	1973

OPP (SEASON)

MOST		FEWEST	
6793	1981	2852	1971
6066	2015	3284	1958
5988	2012	3296	1982
5935	2011	3317	1960
5929	2004	3377	1968

COLTS MOST (GAME)

595	at Atl 11/12/67
576	vs. Min 12/16/62
574	vs. LA Rams 11/25/56
567	vs. Ten 12/5/04
555	vs. Buf 9/23/01

OPP MOST (GAME)

639	at Pit 10/26/14
622	at Min 9/28/69
597	at S.F. 12/13/53
590	at K.C. 10/31/04
583	at Dal 9/4/78
574	at Phi 11/15/81

COLTS FEWEST (GAME)

69	vs. Det 11/6/54
70	at LA Rams 12/5/53
86	at N.E. 10/23/77
88	at Buf 11/28/82
99	at S.D. 11/1/92

OPP FEWEST (GAME)

49	at Buf 10/10/71
89	vs. T.B. 10/3/76
94	at N.E. 12/6/92
97	at Was 11/26/61
113	vs. Was 9/25/60

MOST BOTH TEAMS

1095	at K.C. 10/31/04
1087	at Pit 10/26/14
997	vs. LA Rams 11/25/56
985	vs. NYJ 9/24/72

MOST BOTH TEAMS cont...

964	at G.B. 11/15/59
943	at Cin 11/20/05

FEWEST BOTH TEAMS

328	at Buf 12/1/74
346	at NYJ 11/11/84
355	vs. NYJ 10/29/95
359	at N.E. 12/6/92
373	at Buf 10/20/85

OFFENSIVE PLAYS

COLTS (SEASON)

MOST		FEWEST	
1117	1979	596	1982
1109	2012	840	1964
1105	2014	849	1966
1088	2010	851	1968
1056	1980	860	1970

OPP (SEASON)

MOST		FEWEST	
1116	1984	605	1982
1111	1981	746	1971
1109	1989	818	1967
1090	1994	827	1963
1084	2009	847	1973

COLTS MOST (GAME)

89	vs. G.B. 10/7/12
88	at S.F. 9/22/63
88	vs. Mia 12/14/75
87	vs. Den 11/10/74
86	vs. T.B. 10/3/76

OPP MOST (GAME)

88	vs. N.E. 10/29/89
86	at T.B. 10/4/92
85	vs. Dal 12/6/81
84	at Min 9/28/69
84	vs. Buf 12/13/87
84	at Mia 9/21/09

COLTS FEWEST (GAME)

35	at Mia 9/21/09
37	vs. Den 12/21/03
38	at Buf 11/28/82
41	vs. Mia 10/28/90
41	at N.E. 10/8/00

The Colts set a team record with 6,506 net yards in 2014 led by T.Y. Hilton's 1,365 receiving yards.

OPP FEWEST (GAME)

34	vs. NYJ 11/16/03
38	vs. Ten 12/28/08
39	at S.F. 9/22/63
40	at Chi 9/21/75
40	vs. T.B. 10/7/07

RUSHING

ATTEMPTS

COLTS (SEASON)

MOST		FEWEST	
601	1983	293	1982
566	1977	335	1990
565	1976	345	1960
545	1988	354	1991
536	1973/75	364	1954

OPP (SEASON)

MOST		FEWEST	
662	1978	325	1959
607	1981	331	1958
575	1993	348	1982
574	1980	352	1971
559	1984	375	1957/68

COLTS MOST (GAME)

60	vs. S.F. 11/22/59
58	at NYJ 10/20/74
58	at Atl 11/17/74
57	at NYJ 11/11/84
53	vs. Hou 11/1/76
53	at Phi 10/30/83

OPP MOST (GAME)

66	vs. Dal 12/6/81
58	at N.E. 12/26/93
56	at G.B. 10/18/53
56	at Buf 11/28/82
53	at Mia 10/27/74

COLTS FEWEST (GAME)

10	vs. Ariz 1/1/06
10	vs. Ten 12/30/07
10	at Hou 9/12/10
10	at Pit 10/26/14
10	at Dal 12/21/14
11	vs. Was 12/22/90
11	at Mia 9/21/09

OPP FEWEST (GAME)

11	at Buf 10/10/71
11	at NYJ 12/7/97
12	at Den 12/11/83
12	vs. T.B. 10/7/07
12	at Ariz 9/27/09
12	at Jax 11/8/12
12	vs. Cin 10/19/14
13	vs. Oak 10/10/04

YARDS

COLTS (SEASON)

MOST		FEWEST	
2695	1983	1044	1982
2439	1985	1102	1992
2309	1976	1169	1991
2249	1988	1274	2008
2217	1975	1275	1954

OPP (SEASON)

MOST		FEWEST	
3010	1978	1113	1971
2768	2006	1174	1957
2665	1981	1291	1958
2566	1998	1339	1968
2521	1993	1400	1969

COLTS MOST (GAME)

318	vs. G.B. 10/28/56
316	at Det 10/19/58
305	at Cle 11/11/56
299	vs. Hou 12/22/85
281	vs. Buf 10/6/85

OPP MOST (GAME)

375	at Jax 12/10/06
354	vs. Dal 12/6/81
352	at K.C. 12/23/12
315	at Mia 11/11/73
313	at Min 9/13/64
303	at G.B. 10/18/53
303	vs. LA Rams 11/22/53

COLTS FEWEST (GAME)

1	at Dal 12/21/14
4	vs. Det 9/22/91
11	vs. Ariz 1/1/06
18	vs. St.L. 11/10/13
19	vs. LA Rams 9/26/54
19	vs. N.E. 11/16/14
24	vs. S.D. 12/18/05
24	vs. S.D. 11/28/10

OPP FEWEST (GAME)

4	at Buf 10/10/71
15	vs. Pit 11/3/57
17	vs. T.B. 10/7/07
20	vs. G.B. 10/28/56
20	at Cle 10/14/96

MOST BOTH TEAMS

548	vs. LA Rams 11/22/53
510	vs. Dal 12/6/81
469	at Chi 10/16/55
454	at LA Rams 12/9/61
449	vs. Den 9/30/07

FEWEST BOTH TEAMS

87	at Den 9/26/10
97	vs. Pit 10/31/71
106	vs. Cle 9/6/92
109	vs. N.E. 11/1/98
115	at NYJ 10/18/70
117	at Pit 11/9/08

AVERAGE

COLTS (SEASON)

BEST		LEAST	
5.1	1956	2.9	1992
5.0	1985	3.3	1979
4.7	1958	3.3	1970
4.6	1961	3.3	1991
4.5	1983/01	3.4	96/08

OPP (SEASON)

MOST		FEWEST	
5.3	2006	3.1	1957
5.2	1953	3.2	1971
5.1	2012	3.5	1969
4.8	1959	3.5	1995
4.7	1998	3.6	(6 times)

COLTS BEST (GAME)

8.52	at Balt 11/29/98
8.00	at GBM 11/13/54
7.95	vs. G.B. 10/28/56
7.80	vs. Dal 12/6/81
7.77	at LA Rams 10/9/61

OPP BEST (GAME)

8.93	at Jax 12/10/06
8.12	at Min 11/17/63
8.00	at Det 11/25/04
8.00	at K.C. 12/23/12
7.77	vs. LA Rams 11/22/53

COLTS LEAST (GAME)

0.10	at Dal 12/21/14
0.29	vs. Det 9/22/91
1.04	vs. T.B. 11/29/15
1.10	vs. Ariz 1/1/06
1.12	vs. LA Rams 9/26/54
1.19	vs. N.E. 11/16/14
1.29	at LA Rams 12/5/53
1.30	vs. St.L. 11/10/13
1.31	at LA Rams 12/4/54

OPP LEAST (GAME)

0.36	at Buf 10/10/71
0.50	vs. Pit 11/3/57
0.96	vs. Det 9/29/57
1.11	vs. G.B. 10/28/56
1.11	at Cle 10/14/62

PASSING

ATTEMPTS

COLTS (SEASON)

MOST		FEWEST	
679	2010	266	1955
661	2014	279	1956
628	2012	283	1982
619	2015	300	1973
601	2009	313	1954

OPP (SEASON)

MOST		FEWEST	
598	1994	246	1982
585	2015	297	1956
583	2009	298	1960
569	1995	312	1974
561	1999	313	1972

COLTS MOST (GAME)

59	at Was 11/7/93
57	at NYJ 11/16/86
57	at Hou 9/12/10
56	at S.D. 11/11/07
54	vs. NYJ 12/15/74
54	at S.D. 9/26/99
54	at N.E. 10/8/00
54	at Det 12/2/12

OPP MOST (GAME)

62	at NYJ 10/18/70
57	vs. Hou 9/4/94
57	at Den 9/26/10
56	at Min 9/28/69
56	vs. Ten 12/18/11
54	at Balt 9/11/05
54	at Ariz 9/27/09

COLTS FEWEST (GAME)

7	at LA Rams 12/18/65
8	vs. Mia 12/9/73
11	at Atl 11/17/74
12	vs. Chi 9/25/55
12	at G.B. 9/20/64

OPP FEWEST (GAME)

9	at Hou 10/23/05
11	at N.E. 12/26/93
12	vs. Chi 11/3/63
12	at Buf 10/13/91
12	vs. Buf 11/12/06

COMPLETIONS

COLTS (SEASON)

MOST		FEWEST	
450	2010	126	1953
410	2014	134	1955
402	2009	137	1973
393	2008	142	1982
392	2002	158	1956

OPP (SEASON)

MOST		FEWEST	
372	2009	138	1982
364	2004	144	1960
356	2010	158	1955
354	1994/15	161	1961
351	2011	165	1953/56

COLTS MOST (GAME)

40	at Hou 9/12/10
38	at N.E. 11/21/10
37	at Was 11/7/93
37	vs. Ten 11/3/02
36	vs. NYJ 12/15/74
36	vs. N.E. 10/20/96
36	at Ten 10/11/09
36	vs. Dal 12/5/10
35	at Den 9/7/14
34	at T.B. 10/6/03
34	at S.D. 11/11/07
34	vs. Hou 11/8/09

OPP MOST (GAME)

40	at Pit 10/26/14
38	vs. Ten 12/18/11
37	at Den 9/26/10
36	at Min 9/28/69
34	at NYJ 10/18/70
34	vs. Buf 10/8/89
34	vs. G.B. 9/26/04
34	at Balt 9/11/05
33	vs. Sea 10/4/09
33	at S.F. 10/18/98
32	at Ariz 9/27/09
32	vs. Hou 11/8/09

COLTS FEWEST (GAME)

3	at LA Rams 12/18/65
3	vs. Cle 9/26/71
3	vs. Buf 12/17/78
3	at Buf 11/28/82
4	(3 times)

OPP FEWEST (GAME)

4	vs. Was 10/26/58
4	vs. T.B. 10/3/76
5	(7 times)

YARDS

COLTS (SEASON-GROSS)

MOST		FEWEST	
5062	2014	1613	1982
4732	2004	1625	1953
4700	2010	1746	1973
4605	2009	1795	1955
4413	2000	1995	1954

OPP (SEASON-GROSS)

MOST		FEWEST	
4365	2015	1920	1982
4232	2004	2027	1971
4228	1981	2068	1960
3977	2012	2248	1958
3933	1986	2288	1955

COLTS MOST (GAME-GROSS)

472	at K.C. 10/31/04
469	vs. Min 12/16/62
440	vs. Jax 9/25/00
433	at Hou 9/12/10
433	vs. Mia 11/4/12

OPP MOST (GAME-GROSS)

538	at Min 9/28/69
522	at Pit 10/26/14
496	vs. NYJ 9/24/72
476	at Den 9/26/10
469	vs. T.B. 10/16/88
407	vs. Chi 11/25/62

COLTS FEWEST (GAME-GROSS)

21	at Cle 11/11/56
35	vs. Mia 12/9/73
44	vs. Buf 10/18/74
49	vs. Cle 9/26/71
53	vs. LA Rams 11/22/53

OPP FEWEST (GAME-GROSS)

46	vs. Was 10/26/58
46	at Buf 12/1/74
47	vs. Hou 10/14/79
48	at Hou 10/23/05
50	at GBM 11/24/91

MOST BOTH TEAMS (GROSS)

922	at Pit 10/26/14
872	vs. NYJ 9/24/72
861	at K.C. 10/31/04
801	at Den 9/26/10
787	vs. G.B. 9/26/04
762	vs. Was 11/30/14
733	at Min 9/28/69

FEWEST BOTH TEAMS (GROSS)

124	vs. Buf 12/17/78
128	at Buf 11/28/82
142	at Mia 11/23/75
144	at N.E. 10/19/75

COLTS (SEASON-NET)

MOST		FEWEST	
4894	2014	1257	1953
4623	2004	1439	1982
4609	2010	1475	1973
4515	2009	1631	1955
4308	2006	1659	1954

OPP (SEASON-NET)

MOST		FEWEST	
4128	1981	1726	1960
4114	2015	1739	1971
3892	2004	1823	1982
3788	2012	1913	1961
3739	1986	1993	1958

COLTS MOST (GAME-NET)

472	at K.C. 10/31/04
451	vs. Min 12/16/62
440	vs. Jax 9/25/00
426	at Atl 11/12/67
419	vs. Atl 9/17/67
419	at Hou 9/12/10
419	vs. Mia 11/4/12

OPP MOST (GAME-NET)

530	at Min 9/28/69
522	at Pit 10/26/14

Peyton Manning set the franchise record for passing yards (472) in a single game in a 2004 meeting against Kansas City.

OPP MOST (GAME-NET) cont...

490	vs. NYJ 9/24/72
472	at Den 9/26/10
444	vs. T.B. 10/16/88
431	at Cle 10/26/81

COLTS FEWEST (GAME-NET)

1	vs. Buf 10/13/74
4	at Cle 9/16/73
5	at Cle 11/11/56
9	vs. LA Rams 11/22/53
11	at N.E. 10/23/77

OPP FEWEST (GAME-NET)

6	at Hou 10/23/05
13	vs. T.B. 10/3/76
16	vs. Was 10/26/58
23	at N.E. 12/6/92
27	vs. Hou 10/14/79

MOST BOTH TEAMS (NET)

907	at Pit 10/26/14
859	at K.C. 10/31/04
822	vs. NYJ 9/24/72
797	at Den 9/26/10
778	vs. G.B. 9/26/04
715	vs. NYG 12/22/02

FEWEST BOTH TEAMS (NET)

54	at N.E. 10/19/75
81	at Mia 11/23/75
86	vs. Buf 12/17/78
109	vs. Hou 10/14/79
112	at Buf 10/14/73

COMPLETION PERCENTAGE

COLTS (SEASON)

BEST		WORST	
67.38	2005	39.50	1953
67.18	2008	45.67	1973
66.98	2004	49.87	1983
66.96	2003	50.00	1960
66.89	2009	50.12	1984

OPP (SEASON)

BEST		WORST	
71.20	2011	45.87	1961
68.40	2008	46.28	1958
67.39	2005	47.38	1977
66.54	2010	48.32	1960
65.35	2004	48.72	1959

COLTS BEST (GAME-20 ATT)

85.3	at Jax 12/18/08 (29-34)
83.9	vs. Atl 12/14/03 (26-31)
83.3	at Buf 10/16/94 (20-24)
82.6	vs. Cle 9/25/05 (19-23)
82.1	at Den 10/29/06 (32-39)
81.8	at Ten 10/11/09 (36-44)
81.3	vs. Cin 12/7/08 (26-32)
81.1	at N.E. 12/4/11 (30-37)
80.6	vs. Cin 12/18/06 (29-36)
80.0	vs. G.B. 11/16/97 (24-30)
80.0	vs. N.E. 10/22/00 (16-20)

OPP BEST (GAME-20 ATT)

90.5	at Dal 12/21/14 (18-20)

OPP BEST (GAME-20 ATT) cont...

88.6	at N.O. 10/23/11 (31-35)
86.4	at N.O. 11/18/01 (19-22)
86.2	vs. Oak 10/28/73 (25-29)
85.7	at Hou 9/21/80 (18-21)
84.6	vs. Hou 9/17/06 (22-26)
82.8	vs. Jax 12/2/07 (24-29)

SACKS ALLOWED

COLTS (SEASON)

MOST		FEWEST	
62	1997	13	2009
58	1984	14	1999/04/08
57	1991	15	2006
53	1986	16	2010
52	1979		

OPP (SEASON)

MOST		FEWEST	
59	1975	11	1982
57	1964	13	1981
56	1976	20	2000
47	1966	21	1974
47	1977	21	1993

COLTS MOST (GAME)

12	vs. St.L. 10/26/80
10	vs. T.B. 9/9/79
8	at Buf 12/1/74
8	vs. N.E. 11/26/78
8	vs. Sea 9/14/97
8	at Det 11/23/97
7	(17 times) Last: vs. Cin 11/9/97

OPP MOST (GAME)

11	at LA Rams 11/22/64
11	vs. Cle 9/6/92
10	at Buf 11/13/77
10	at K.C. 11/2/80
9	at Buf 10/10/71
9	vs. Buf 12/11/00
8	(7 times) Last: at NYJ 12/7/97

YARDS LOST - SACKS

COLTS (SEASON)

MOST		FEWEST	
487	1991	86	2008
480	1978	89	2006
436	1984	90	2009
424	1990	91	2010
418	1997	95	2005

OPP (SEASON)

MOST		FEWEST	
496	1975	97	1982
489	1964	100	1981
461	1976	121	1993
407	1961	155	1959
401	1966	157	2006

COLTS YDS LOST SACKS (GAME)

91	vs. N.E. 11/26/78
73	vs. K.C. 9/28/70
73	vs. St.L. 10/26/80
72	at Buf 12/1/74
72	vs. Cle 2/1/91

OPP YDS LOST SACKS (GAME)

102	at LA Rams 11/22/64
97	at Min 9/23/62
76	at Buf 10/10/71
75	at Min 11/17/63
74	at NYJ 10/26/75
74	vs. T.B. 10/3/76\

TURNOVERS

PASSES HAD INTERCEPTED

COLTS (SEASON)

MOST		FEWEST	
30	1978	8	1975
29	1961	9	1964/06
28	1998	10	76/82/03/04/13
27	1953/66/69	11	58/95/96/05

OPP (SEASON)

MOST		FEWEST	
40	1959	5	1982
35	1958	8	1998
32	1967	8	2011
30	1960	9	1990
30	1977		

COLTS MOST (GAME)

8	vs. NYJ 9/23/73
6	at G.B. 10/8/61
6	vs. Mia 9/10/78
6	at S.D. 11/11/07
5	(9 times)

OPP MOST (GAME)

7	vs. LA Rams 12/4/54
7	vs. Chi 10/2/60
6	(4 times)
5	(14 times)

MOST BOTH TEAMS

9	at Phi 11/15/53
9	at NYJ 10/18/70
9	vs. NYJ 9/23/73

FUMBLES

COLTS (SEASON)

MOST		FEWEST	
41	1986	10	1998
38	1978	11	2009
37	1972	13	1967/06/08
36	1979	14	2005/07/10/13
36	1987		

OPP (SEASON)

MOST		FEWEST	
43	1987	11	2012
42	1953	11	1982
41	1986	14	1970
37	2002	15	2011
36	1978/04	16	2000/01

COLTS MOST (GAME)

7	vs. Mia 10/23/83
6	at NYJ 11/14/71
6	vs. NYJ 9/28/86
6	at NYJ 11/16/86
6	vs. Jax 11/23/14

OPP MOST (GAME)
8 at N.E. 10/7/73
7 (6 times)
6 (8 times)

FUMBLES LOST

COLTS (SEASON)

MOST		FEWEST	
25	1963	4	2013
22	1972	5	98/07/08/09
21	1953	7	2004
21	1979	8	55/67/88/05/10
20	1986/93		

OPP (SEASON)

MOST		FEWEST	
27	1953	3	2012
25	1987	6	1982
22	1973	8	1961
21	1976	8	1967
20	1978/88	8	2000
		8	2015

COLTS MOST (GAME)
5 at Det 10/20/57
5 at G.B. 9/29/63
4 (13 times)

OPP MOST (GAME)
5 vs. LA Rams 11/23/58
4 (12 times)

TOTAL TURNOVERS

COLTS (SEASON)

MOST		FEWEST	
48	1953	14	2013
47	1978	17	04/08
44	1962	18	1975
42	1961	19	1964
40	1979	19	2005
		19	2006
		19	2007

OPP (SEASON)

MOST		FEWEST	
56	1953	11	1982
52	1958	15	2012
49	1959	17	2011
47	1977	19	1998
45	1987	21	93/10

COLTS MOST (GAME)
8 at G.B. 10/8/61 (6i/2f)
8 vs. Cle 9/26/71 (5i/3f)
8 vs. NYJ 9/23/73 (8i)

OPP MOST (GAME)
9 vs. LA Rams 11/23/58 (5f/4i)
9 at LA Rams 12/4/54 (7i/2f)
8 at S.F. 11/29/54 (5i/3f)
8 vs. Chi 10/2/60 (7i/1f)
8 at Phi 11/15/63 (6i/2f)

TURNOVER DIFFERENTIAL

COLTS (SEASON)

BEST		WORST	
+30	1958	-18	1961
+26	1959	-14	1969

COLTS (SEASON) cont...

BEST		WORST	
+23	1975	-14	1993
+22	1964	-14	1998
+21	1977	-13	1974
		-13	2001

PENALTIES

COLTS (SEASON)

MOST		FEWEST	
137	1979	51	1960
122	1992	52	1967
120	1983	52	1982
108	2015	53	1956
106	1981/97/98/04	55	1958

OPP (SEASON)

MOST		FEWEST	
133	2015	58	1963
130	1999	59	1960
128	2012	59	1964
123	2003	59	1982
121	1996	60	57/58

COLTS MOST (GAME)
16 at Den 12/11/83
15 at Buf 9/18/83
14 at K.C. 9/2/79
14 at Buf 9/21/97
13 (3 times)
12 (9 times)

OPP MOST (GAME)
19 vs. Buf 9/23/01
17 vs. Pit 10/30/77
16 vs. Chi 12/5/65
15 vs. Chi 11/21/54
15 at NYJ 9/8/96
15 vs. S.D. 11/3/96
15 at N.E. 9/19/99
14 (9 times)
13 (10 times)
12 (14 times)

COLTS FEWEST (GAME)
0 vs. S.F. 10/26/69
0 at GBM 9/10/66
0 vs. NYJ 10/30/94
0 at K.C. 12/15/96
0 at Cle 12/26/99

OPP FEWEST (GAME)
0 at LA Rams 12/18/65
0 vs. St.L. 10/12/64

YARDS PENALIZED

COLTS (SEASON)

MOST		FEWEST	
1239	1979	433	1982
986	1983	458	1967
958	1992	483	1973
943	1995	504	1960
931	2015	507	1956

OPP (SEASON)

MOST		FEWEST	
1208	2012	466	1982
1168	2015	486	1956
1093	1999	538	1960
1032	1970	543	2008
1014	1979	546	1957

COLTS MOST (GAME)
153 at Buf 9/18/83
151 at Buf 10/19/86
127 at Chi 10/16/55
126 at Mia 10/15/87

OPP MOST (GAME)
148 vs. Chi 11/21/54
146 vs. N.E. 11/4/07
142 vs. Chi 12/5/65
139 vs. Dal 10/15/72
135 vs. S.D. 11/3/96
135 vs. N.E. 9/19/99

PUNTS

COLTS (SEASON)

MOST		FEWEST	
101	1979	42	1961
98	1984	46	1982
94	1978	48	2006
91	1983	49	1966
88	2011	49	1967
86	1975	49	1968

OPP (SEASON)

MOST		FEWEST	
95	1979	41	1982
90	2014	47	73/06
88	1971	48	1981
83	1975/99/14	50	1959
82	1987/00	52	2004

COLTS MOST (GAME)
12 at NYJ 9/25/77
12 at Buf. 10/6/96
11 at Chi 10/10/54
11 at S.F. 11/29/64
11 at Mia 11/11/73
11 at N.E. 10/19/75
10 (9 times)

OPP MOST (GAME)
11 vs. NYJ 9/19/71
11 at K.C. 9/2/79
11 at Buf 10/6/96
11 vs. Hou 12/1/02
11 vs. Cin 10/19/14
10 vs. Den 9/11/83
10 at N.E. 11/11/90
10 at N.E. 12/6/92
10 vs. N.O. 10/25/15

MOST BOTH TEAMS
23 at Buf. 10/6/96
21 at K.C. 9/2/79
20 vs. Den 9/11/83
20 vs. Hou 12/1/02
20 vs. N.O. 10/25/15

COLTS FEWEST (GAME)

0	vs. Cle 11/1/59
0	vs. Det 11/19/67
0	at S.D. 11/7/76
0	vs. N.E. 9/1/91
0	vs. Buf 9/23/01
0	vs. Ten 12/5/04
0	at Hou 10/23/05

OPP FEWEST (GAME)

0	at S.F. 12/13/53
0	vs. G.B. 11/6/60
0	at Dal 9/4/78
0	at Phi 11/15/81
0	at Buf 9/9/90
0	vs. Jax 12/2/07

AVERAGE

COLTS (SEASON)

BEST		WORST	
47.67	2015	34.47	1957
47.57	2012	36.21	1979
46.70	2014	37.14	1974
46.57	2011	37.19	1954
45.66	1996	37.29	1958

OPP (SEASON)

BEST		WORST	
47.50	2014	35.74	1978
47.04	2012	36.21	1977
46.41	1960	36.89	1976
46.06	1997	37.17	1987
45.60	2013	37.40	1973

INTERCEPTION RETURN YARDS

COLTS (SEASON)

MOST		FEWEST	
577	1959	75	1985
514	1958	87	1974
493	1975	97	1998
483	1968	106	1969
453	1967	116	1973

OPP (SEASON)

MOST		FEWEST	
545	2001	111	1975
529	1978	117	1983
469	1953	119	1964
461	1992	119	2011
438	1966	125	2003

COLTS MOST (GAME)

144	vs. G.B. 11/2/58
138	at Chi 11/17/57
136	at S.F. 10/13/68
135	vs. Cle 12/10/89
126	at N.E. 12/11/94

OPP MOST (GAME)

162	at Den 11/27/77
161	at G.B. 10/19/08
143	vs. S.D. 11/4/84
132	vs. N.E. 11/15/92
129	vs. NYJ 12/15/74

COLTS MOST TDS (SEASON)

4	1959/65/68/75/96/12/15
3	1967/70/94

COLTS MOST TDS (SEASON) cont...

2	57/63/66/78/89/97/00/03/04/05/08/09/10/11

OPP MOST TDS (SEASON)

6	2001
4	1973/92/10
3	1953/58/66/69/74/78/08/12/14
2	1956/59/67/84/89/94/98/99

PUNT RETURNS

COLTS (SEASON)

MOST		FEWEST	
53	1963	12	1981
48	1955	14	1982
48	1964	22	2008
45	1965	23	1960/06
45	1966	24	73/04/05
45	2014		

OPP (SEASON)

MOST		FEWEST	
62	1984	15	1960
55	1983	18	1961
53	1978	19	1963
52	1986	19	1968
51	1975/89	21	1967

COLTS MOST (GAME)

9	at LA Rams 11/22/64
9	at K.C. 9/2/79
8	vs. Det 10/10/65
8	vs. NYJ 9/19/71
8	vs. T.B. 10/3/76
8	at N.E. 11/11/90

OPP MOST (GAME)

9	vs. LA Rams 11/27/66
8	vs. Buf 10/13/74
8	vs. Den 10/22/78
8	vs. S.D. 11/26/89
8	vs. N.O. 10/25/15
7	(7 times)

YARDS

COLTS (SEASON)

MOST		FEWEST	
485	1963	56	1981
453	1964	78	1982
449	1985	108	2011
447	1996	127	1960
439	1975	129	1973

OPP (SEASON)

MOST		FEWEST	
642	1983	48	1960
600	1984	62	1968
572	1985	71	1955
558	1989	109	1957
550	2011	119	1963

COLTS MOST (GAME)

164	vs. NYJ 9/19/71
148	at GBM 10/14/56
141	vs. S.D. 11/3/96
124	at N.E. 11/11/90
111	vs. Buf 11/25/12

OPP MOST (GAME)

145	vs. St.L. 11/10/13
123	at K.C. 11/2/80
117	vs. N.E. 11/15/09
117	at N.E. 11/18/12
114	at G.B. 12/7/68
110	at N.E. 11/10/85

COLTS LEAST (GAME)

-8	at S.D. 10/23/88
-5	at Pit 11/22/92
-5	at S.D. 11/11/07
-3	(4 times)

OPP LEAST (GAME)

-5	vs. Hou 9/13/92
-4	vs. Phi 12/6/70
-3	(8 times)

COLTS MOST TDS (SEASON)

2	1992
1	(14 times)

OPP MOST TDS (SEASON)

3	2015
2	1956

FAIR CATCHES

MOST (SEASON)

COLTS		OPP	
34	1971	24	1979
28	2015	23	2015
26	1970	22	2010
25	2005/13/14	21	73/00/11
24	1992/10/11	18	1992

COLTS MOST (GAME)

6	vs. Cin 10/19/14
6	vs. Jax 10/4/15
5	vs. Det 12/7/69
5	at N.E. 10/3/71
5	vs. LA Rams 11/8/71
5	vs. G.B. 10/7/12
4	(12 times)

OPP MOST (GAME)

6	at S.F. 10/13/68
5	at Mia 11/11/79
4	(9 times)
3	(23 times)

KICKOFF RETURN

COLTS (SEASON)

MOST		FEWEST	
84	1981/01	31	2011
74	1978	32	1971
74	1986	34	1958
71	1998	38	1959/68/14
70	1979		

OPP (SEASON)

MOST		FEWEST	
93	2003	8	2015
92	2004	19	2011
89	2005	25	1982
87	2001	26	2014
83	1999	29	1954

COLTS MOST (GAME)
- 9 at Chi 10/21/56
- 9 at N.E. 11/18/79
- 9 at Buf 9/21/97
- 9 at Balt 12/2/01
- 9 vs. S.D. 11/28/10
- 8 (10 times)

OPP MOST (GAME)
- 10 vs. Buf 12/12/76
- 10 vs. Den 10/31/88
- 9 at N.O. 9/28/03
- 9 vs. Ten 12/5/04
- 8 (23 times)

YARDS

COLTS (SEASON)

MOST		FEWEST	
1832	2001	578	2011
1651	1981	679	1971
1648	1978	753	1982
1545	2004	792	1959
1510	2003	864	1958

OPP (SEASON)

MOST		FEWEST	
2029	06/07	156	2015
2006	2001	538	1982
1999	2003	551	1993
1978	2005	573	1991
1960	2004	584	2011

COLTS MOST (GAME)
- 274 vs. NYJ 9/24/72
- 252 vs. S.D. 12/26/04
- 219 at Dal 9/4/78
- 213 vs. Sea 9/14/97
- 204 at Chi 10/21/56
- 204 vs. Cin 10/11/81

OPP MOST (GAME)
- 268 at Sea 10/15/00
- 266 at Hou 10/23/05
- 249 vs. NYJ 11/16/03
- 233 at Hou 9/23/07
- 230 vs. Chi 10/4/58
- 230 vs. N.E. 12/21/75

COLTS LEAST (GAME)
- 0 (20 times)

OPP LEAST (GAME)
- -2 at G.B. 10/19/08
- 0 (37 times)

COLTS MOST TDS (SEASON)
- 2 1958/68
- 1 (18 times)

OPP MOST TDS (SEASON)
- 3 2007
- 2 1977/03/06
- 1 (18 times)

OPPONENTS BEST GAMES

SCORING

MOST POINTS
- 33 Paul Hornung at G.B. 10/8/61

MOST POINTS cont...
- 30 Jim Brown vs. Cle 11/1/59
- 30 Paul Hornung vs. G.B. 12/12/65
- 24 Marshall Faulk at St.L 12/30/01
- 24 Jonas Gray vs. N.E. 11/16/14
- 21 Gordy Soltau at S.F. 12/13/53
- 20 Gordy Soltau vs. S.F. 11/29/53

MOST KICK-SCORING POINTS
- 18 Nate Kaeding vs. S.D. 11/28/10
- 17 Greg Davis at S.D. 10/26/97
- 17 John Hall vs. NYJ 12/23/01
- 17 Shayne Graham at Hou 12/16/12
- 16 Curt Knight at Was 11/18/73
- 16 Jason Staurovsky vs. N.E. 12/3/89
- 16 Doug Pelfrey vs. Cin 9/3/95
- 16 Olindo Mare vs. Mia 12/31/06

MOST TOUCHDOWNS
- 5 Jim Brown vs. Cle 11/1/59
- 5 Paul Hornung vs. G.B. 12/12/65
- 4 Paul Hornung at G.B. 10/8/61
- 4 Marshall Faulk at St.L. 12/30/01
- 4 Jonas Gray vs. N.E. 11/16/14

MOST PATS
- 8 John Kasay at N.O. 10/23/11
- 8 Stephen Gostkowski at N.E. 11/18/12
- 7 George Blanda at Chi 10/21/56
- 7 Fred Cox at Min 9/28/69
- 7 Shaun Suisham at Pit 10/26/14

MOST PAT ATTEMPTS
- 8 George Blanda at Chi 10/21/56
- 8 John Kasay at N.O. 10/23/11
- 8 Roger Leclerc vs. Chi 11/25/62
- 7 Fred Cox at Min 9/28/69
- 7 Shaun Suisham at Pit 10/26/14
- 7 Jason Myers at Jax 12/13/15

MOST FIELD GOALS
- 5 Curt Knight at Was 11/18/73
- 5 Jason Staurovsky at N.E. 12/3/89
- 5 Doug Pelfrey vs. Cin 9/3/95
- 5 Greg Davis at S.D. 10/26/97
- 5 John Hall vs. NYJ 12/23/01
- 5 Olindo Mare vs. Mia 12/31/06
- 5 Ryan Longwell at Min 9/14/08
- 5 Billy Cundiff at Balt 11/22/09
- 5 Nate Kaeding vs. S.D. 11/28/10
- 5 Shayne Graham at Hou 12/16/12

MOST FIELD GOAL ATTEMPTS
- 7 Jason Staurovsky at N.E. 12/3/89
- 6 Pat Leahy at NYJ 11/29/81
- 6 Greg Davis at S.D. 10/26/97
- 6 Scott Norwood at Buf 9/9/90
- 6 John Hall vs. NYJ 12/23/01
- 6 Ryan Longwell at Min 9/14/08
- 6 Billy Cundiff at Balt 11/22/09

LONGEST FIELD GOAL
- 60 Rob Bironas at Ten 12/3/06
- 59 Josh Scobee at Jax 10/3/10
- 59 Sebastian Janikowski at Oak 12/26/10

LONGEST FIELD GOAL cont...
- 56 Chip Lohmiller vs. Was 12/22/90
- 56 Kris Brown vs. Hou 11/8/09
- 55 Jason Hanson at Det 11/23/97
- 54 Rob Bironas vs. Ten 12/30/07
- 54 Sebastian Janikowski at Oak 12/26/10

RUSHING

MOST ATTEMPTS
- 37 Jonas Gray vs. N.E. 11/16/14
- 35 Curtis Martin at N.E. 11/24/96
- 33 Rodney Hampton at NYG 12/12/93
- 33 Fred Jackson at Buf 1/3/10
- 33 Arian Foster at Hou 9/12/10
- 32 Jim Brown vs. Cle 11/1/59
- 32 O.J. Simpson vs. Buf 10/12/75
- 32 Pete Johnson at Cin 12/7/80
- 32 Ricky Watters at Sea 12/20/98
- 32 Priest Holmes at K.C. 10/31/04
- 32 Ron Dayne at Hou 12/24/06
- 32 Shonn Greene at NYJ 10/14/12

MOST YARDS
- 231 Arian Foster at Hou 9/12/10
- 226 Jamaal Charles at K.C. 12/23/12
- 216 Barry Sanders at Det 11/23/97
- 212 Fred Jackson at Buf 1/3/10
- 205 Dan Towler vs. LA Rams 11/22/53
- 203 Curtis Martin at NYJ 12/3/00

HIGHEST AVG. (7 ATT. MIN)
- 14.6 Dan Towler vs. LA Rams 11/22/53
- 14.6 Fred Taylor at Jax 12/10/06
- 13.3 Floyd Reid vs. G.B. 10/31/53
- 12.7 Nick Pietrosante at Det 10/23/60
- 12.2 Tommy Mason at Min 11/17/63

LONGEST RUSH
- 86t Jamaal Charles at K.C. 12/23/12
- 83t Michael Turner vs. S.D. 12/18/05
- 81t Rick Casares at Chi 10/16/55
- 80t Barry Sanders at Det 11/23/97
- 78t O.J. Simpson at Buf 10/14/73
- 78t Kenneth Davis at Buf 10/6/91

MOST TOUCHDOWNS
- 5 Jim Brown vs. Cle 11/1/59
- 4 Jonas Gray vs. N.E. 11/16/14
- 3 (14 times) Last: Shonn Green at NYJ 10/14/10

PASSING

MOST ATTEMPTS
- 62 Joe Namath at NYJ 10/18/70
- 57 Kyle Orton at Den 9/26/10
- 52 Kurt Warner at Ari 9/27/09
- 52 Eli Manning at NYG 11/3/14
- 51 Steve Young at S.F. 10/18/98
- 50 Kent Graham at NYG 11/14/99
- 50 Blake Bortles vs. Jax 10/4/15

MOST COMPLETIONS
- 40 Ben Roethlisberger at Pit 10/26/14
- 37 Kyle Orton at Den 9/26/10
- 34 Joe Namath at NYJ 10/18/70
- 33 Steve Young at S.F. 10/18/98
- 33 Seneca Wallace vs. Sea 10/4/09
- 32 Matt Schaub vs. Hou 11/8/09
- 31 (7 times) Last: Colt McCoy vs. Was 11/30/14

MOST YARDS
522	Ben Roethlisberger at Pit 10/26/14
496	Joe Namath vs. NYJ 9/24/72
476	Kyle Orton at Den 9/26/10
469	Vinny Testaverde vs. T.B. 10/16/88
449	Joe Kapp at Min 9/28/69
444	Brian Sipe at Cle 10/25/81

HIGHEST COMP. PCT. (MIN. 20 ATT.)
90.0	Tony Romo at Dal 12/21/14 (18-20)
88.6	Drew Brees at N.O. 11/23/11 (31-35)
86.4	Aaron Brooks at N.O. 11/18/01 (19-22)
86.2	Ken Stabler vs. Oak 10/28/73 (25-29)
85.7	Ken Stabler at Hou 9/21/80 (18-21)
85.0	Joe Theismann at Was 10/7/84 (17-20)
84.6	David Carr vs. Hou 9/17/06 (22-26)
81.6	Ben Roethlisberger at Pit 10/26/14 (40-49)

LONGEST COMPLETION
99t	Karl Sweetan to Pat Studstill vs. Det 10/16/66
95t	Todd Collins to Quinn Early vs. Buf 12/1/96
92t	Roger Staubach to Tony Dorsett at Dal 9/4/78
91t	Tom Brady to David Patten vs. N.E. 10/21/01
88t	Jim Plunkett to Randy Vataha vs. N.E. 12/19/71
85t	Norm Snead to Leroy Jackson vs. Was 12/8/62

MOST TD PASSES
7	Joe Kapp at Min 9/28/69
6	Joe Namath vs. NYJ 9/24/72
6	Ben Roethlisberger at Pit 10/26/14
5	Dan Fouts at S.D. 12/26/82
5	Mark Malone at Pit 9/8/85
5	Drew Brees at N.O. 10/23/11
4	(20 times) Last: Ben Roethlisberger at Pit 12/6/15

MOST INTERCEPTIONS
7	Zeke Bratkowski vs. Chi 10/2/60
6	Norm Van Brocklin at LA Rams 12/4/54
6	Joe Namath at NYJ 10/18/70
5	(6 times) Last: Terry Bradshaw vs. Pit 10/30/77
4	(27 times) Last: Tom Brady at N.E. 11/5/06

MOST ATTS NO INTS (GAME)
51	Steve Young at S.F. 10/18/98
50	Blake Bortles vs. Jax 10/4/15
49	Ben Roethlisberger at Pit 10/26/14
48	Dan Marino at Mia 9/15/85
47	Donovan McNabb at Phil 11/10/02
47	Colt McCoy vs. Was 11/30/14
45	Drew Bledsoe at N.E. 9/19/99
45	Seneca Wallace vs. Sea 10/4/09

RECEPTIONS

MOST RECEPTIONS
21	Brandon Marshall vs. Den 12/13/09
13	Al Toon vs. NYJ 11/6/88
13	Calvin Johnson at Det 12/2/12
12	Eddie Bell at NYJ 10/18/70
12	Henry Ellard at LA Rams 9/17/89
12	Keith Byars at Phil 9/30/90
12	Ben Coates vs. N.E. 11/27/94
12	Jabar Gaffney at Den 9/26/10
12	Andre Johnson vs. Hou 12/30/12

MOST YARDS
231	Dave Parks vs. S.F. 10/3/65
230	Henry Ellard at LA Rams 9/17/89
229	Andre Johnson vs. Hou 11/3/13
210	Drew Hill vs. Hou 12/22/85
206	Cris Collinsworth at Cin 10/2/83
204	Rich Caster vs. NYJ 9/24/72
204	Amani Toomer vs. NYG 12/22/02

AVG. GAIN (3 REC. MIN)
50.3	Jack Snow vs. LA Rams 10/15/67
48.0	Harlon Hill at Chi 10/10/54
41.7	Stanley Morgan at N.E. 9/18/78
41.7	Raghib Ismail at Oak 10/22/95
41.3	Nat Moore vs. Mia 10/10/76
40.7	Leroy Jackson vs. Was 12/8/62
40.7	Gary Garrison at S.D. 9/20/70

TOUCHDOWNS
3	(21 times) Last: Julius Thomas at Den 9/7/14

INTERCEPTIONS

MOST INTERCEPTIONS
3	Jim David vs. Det 10/6/56
3	Jack Christiansen at Det 11/7/53
3	Jack Butler vs. Pit 11/3/57
3	Jim Kerr at Was 11/26/61
3	Johnny Robinson vs. K.C. 9/28/70
3	Rich Sowells vs. NYJ 9/23/73
3	Antonio Cromartie at S.D. 11/11/07

MOST RETURN YARDS
105	Henry Jones at Buf 9/20/92
99	Aaron Rouse at G.B. 10/19/08
92	Erik McMillan at NYJ 10/1/89
87	Bobby Dillon at GBM 10/14/56
87	Dave Robinson vs. G.B. 12/12/65
87	Alfonzo Dennard at N.E. 11/18/12

LONGEST RETURN
99t	Aaron Rouse at G.B. 10/19/08
92t	Eric McMillan at NYJ 10/1/89
87t	Dave Robinson vs. G.B. 12/12/65
87t	Alfonzo Dennard at N.E. 11/18/12
82t	Henry Jones at Buf 9/20/92
82t	Chris Singleton vs. N.E. 11/15/92

TOUCHDOWNS
2	Henry Jones at Buf 9/20/92

PUNTING

MOST (GAME)
11	Steve O'Neal vs. NYJ 9/19/71

MOST (GAME) cont...
11	Bob Grupp at K.C. 9/2/79
11	Chris Mohr at Buf 10/6/96
11	Chad Stanley vs. Hou 12/1/02
11	Kevin Huber vs. Cin 10/19/14
10	Luke Prestridge vs. Den 9/11/83
10	Brian Hansen at N.E. 11/11/90
10	Shawn McCarthy at N.E. 12/6/92
10	Thomas Morstead vs. N.O. 10/25/15

MOST YARDS
558	Kevin Huber vs. Cin 10/19/14
511	Bob Grupp at K.C. 9/2/79
487	Thomas Morstead vs. N.O. 10/25/15
450	Steve O'Neal vs. NYJ 9/19/71
444	Chris Mohr at Buf 10/6/96
435	Chad Stanley vs. Hou 12/1/02

BEST AVG. (4-MIN)
55.6	Tom Tupa vs. N.E. 9/7/97
55.5	Shane Lechler vs. Oak 10/10/04
54.7	Brett Kern at Ten 12/28/14
54.5	Shane Lechler at Hou 10/9/14
53.5	Bryan Anger vs. Jax 9/23/12
53.3	Boyd Dowler at G.B. 10/9/60
53.0	Dustin Colquitt vs. K.C. 10/10/10
52.4	Shane Lechler vs. Oak 10/14/01

LONGEST PUNT
79	Chuck Ramsey vs. NYJ 10/15/78
79	Brett Kern at Ten 12/28/14
76	Larry Barnes at S.F. 12/8/57
76	Bobby Walden at Min 10/22/67
75	Craig Hentrich at Ten 10/27/08

PUNT RETURNS

MOST (GAME)
8	Rick Upchurch vs. Den 10/22/78
8	Phil McConkey vs. S.D. 11/26/89
8	Marcus Murphy vs. N.O. 10/25/15
7	Danny Reece vs. T.B. 9/9/79
7	Dino Hall at Cle 10/26/81
7	Willie Drewery at Hou 11/23/86
7	Chris Hale at Buf 9/20/92
7	Eric Guliford at Car 12/3/95

MOST YARDS
145	Tavon Austin vs. St.L. 11/10/13
123	J.T. Smith at K.C. 11/2/80
117	Wes Welker vs. N.E. 11/15/09
117	Julian Edelman at N.E. 11/18/12
111	Antwaan Randle-El vs. Was 10/22/06
107	Ricky Smith at N.E. 9/4/83
107	Eric Guliford at Car 12/3/95

LONGEST RETURN
98t	Tavon Austin vs. St.L. 11/10/13
91t	Nate Burleson vs. Min 11/8/04
87t	Antwaan Randle-El vs. Was 10/22/06
83t	Omar Bolden vs. Den 11/8/15
80t	Stanley Morgan at N.E. 11/18/79
80	Desmond Howard vs. Det 10/29/00
78t	Mike Thomas vs. Jax 12/19/10

HIGHEST AVG. (2 MIN)

58.5	Julian Edelman at N.E. 11/18/12
55.5	Antwaan Randle-El vs. Was 10/22/06
48.0	Nate Burleson vs. Min 11/8/04
45.5	Jake Scott at Mia 11/22/70
44.0	Willie Wood at G.B. 10/8/61

MOST FAIR CATCHES

4	Kermit Alexander at S.F. 10/13/68
4	Thom Darden at Cle 9/16/73
4	Rod Woodson vs. Pit 10/6/91
4	Rod Woodson at Pit 11/22/92
4	Walter Stanley at N.E. 12/6/92
4	Jeff Ogden at Mia 12/17/00
4	Quan Cosby vs. Cin 11/14/10
4	Keshawn Martin at Hou 10/9/14

KICKOFF RETURNS

MOST (GAME)

8	Allen Rossum at Phil 11/21/99
8	Chris Johnson vs. St.L. 10/17/05
8	Tab Perry at Cin 11/20/05
7	(14 times) Last: Marc Mariani at Ten 12/9/10

MOST YARDS

266	Jerome Mathis at Hou 10/23/05
242	Jonathan Carter vs. NYJ 11/16/03
233	Jerome Mathis at Hou 9/23/07
211	Roell Preston vs. G.B. 11/16/97
206	Allen Carter vs. N.E. 12/21/75

LONGEST RETURN

106t	Brad Smith vs. NYJ 12/27/09
103t	Tom Wilson vs. LA Rams 11/25/56
103t	Herb Adderley at G.B. 11/18/62
103t	Justin Miller at NYJ 10/1/06
102t	Curtis Brown at Buf 9/24/78
101t	Lance Rentzel at Min 11/14/65
101t	Raymond Clayborn vs. N.E. 12/18/77

LONGEST NON-SCORING RETURN

96	Joe Arenas at S.F. 12/16/56

HIGHEST AVG. (2 MIN)

67.3	Lenny Lyles at S.F. 12/18/60
62.0	Willie Galimore vs. Chi 10/4/58
61.5	Tom Wilson vs. LA Rams 11/25/56
60.0	Lance Rentzel at Min 11/14/65

FUMBLE RETURNS

LONGEST

80t	Phil Wise at NYJ 12/2/73
78t	Darrell Green at Was 11/7/93
75t	Derrol Ray at NYJ 9/7/80

OPPONENTS CAREER BEST

MOST POINTS

207	Pat Leahy N.Y. Jets
143	Steve Christie T.B./Buf
140	Josh Scobee Jacksonville
138	Paul Hornung Green Bay
122	Adam Vinatieri New England
122	Rob Bironas, Tennessee
117	Olindo Mare Mia/N.O./Sea/Car
103	John Smith New England

MOST TOUCHDOWNS (R-P-RT)

16	Paul Hornung Green Bay (13-3-0)
16	Andre Reed Buffalo (0-16-0)
14	Stanley Morgan New England (0-13-1)
14	Maurice Jones-Drew Jax (10-3-1)
13	Rick Casares Chicago (11-2-0)
13	Jim Taylor G.B./N.O. (12-1-0)

MOST PATS

69	Pat Leahy N.Y. Jets
52	John Smith New England
47	Adam Vinatieri New England
42	George Blanda Chi/Oak

MOST PAT ATTEMPTS

74	Pat Leahy N.Y. Jets
56	John Smith New England
47	Adam Vinatieri New England
44	Uwe Von Schamann Miami
43	George Blanda Chi/Oak
43	Garo Yepremian Det/Mia

MOST FGS

46	Pat Leahy N.Y. Jets
35	Steve Christie T.B./Buf
35	Josh Scobee Jacksonville
31	Rob Bironas Tennessee
27	Olindo Mare Mia/N.O./Sea/Car
25	Adam Vinatieri New England

MOST FG ATTS

62	Pat Leahy N.Y. Jets
45	Josh Scobee Jacksonville
44	Steve Christie T.B./Buf
38	Rob Bironas Tennessee
34	Garo Yepremian Det/Mia
33	Tommy Davis San Francisco
32	Olindo Mare Mia/N.O./Sea/Car

MOST CONSECUTIVE FGS

18	Tony Franklin Phil/N.E.
15	Adam Vinatieri* New England
13	Nate Kaeding* San Diego
13	Olindo Mare Miami
12	John Smith New England
12	Rob Bironas Tennessee

MOST 50+ FGS

5	Rob Bironas Tennessee
5	Josh Scobee Jacksonville
4	Jason Hanson Detroit
2	John Carney S.D./N.O.
2	Steve Christie T.B./Buf
2	Sebastian Janikowski Oakland
2	Nate Kaeding San Diego
2	Chip Lohmiller Washington
2	Jim Martin Det/Bal/Was
2	Pete Stoyanovich Mia/K.C.

MOST RUSHING ATTEMPTS

345	Curtis Martin N.E./NYJ
304	Thurman Thomas Buffalo
271	Maurice Jones-Drew Jacksonville
251	Jim Taylor G.B./N.O.
250	O.J. Simpson Buffalo
246	Fred Taylor Jacksonville

MOST RUSHING YARDS

1645	Curtis Martin N.E./NYJ
1428	Maurice Jones-Drew Jacksonville
1251	Fred Taylor Jacksonville
1230	Thurman Thomas Buffalo
1197	O.J. Simpson Buffalo
1032	Jim Taylor Green Bay

MOST RUSHING TOUCHDOWNS

13	Paul Hornung Green Bay
12	Jim Taylor G.B./N.O.
11	Rick Casares Chicago
10	Antowain Smith Buf/N.E.
10	Maurice Jones-Drew Jacksonville
8	John Riggins NYJ/Was
8	Y.A. Tittle NYG/S.F
8	Domanick Williams Houston
8	Arian Foster Houston

MOST 100+ GAMES

9	Curtis Martin N.E./NYJ
8	Maurice Jones-Drew Jacksonville
7	Freeman McNeil N.Y. Jets
6	O.J. Simpson Buffalo
6	Fred Taylor Jacksonville
5	Thurman Thomas Buffalo
5	Arian Foster Houston

MOST PASSING ATTEMPTS

1030	Dan Marino Miami
518	Drew Bledsoe N.E./Buf
512	John Brodie San Francisco
500	Joe Ferguson Buffalo
500	Jim Kelly Buffalo

MOST PASSING COMPLETIONS

624	Dan Marino Miami
315	Drew Bledsoe N.E./Buf
300	Jim Kelly Buffalo
287	Tom Brady New England
275	John Brodie San Francisco
259	Joe Ferguson Buffalo

MOST PASSING YARDS

7537	Dan Marino Miami
3752	Jim Kelly Buffalo
3667	Joe Ferguson Buffalo
3622	Drew Bledsoe N.E./Buf
3570	Steve Grogan New England

MOST PASSING TOUCHDOWNS

54	Dan Marino Miami
31	Joe Ferguson Buffalo
29	Tom Brady New England
28	Jim Kelly Buffalo
25	Drew Bledsoe N.E./Buf
23	Vinny Testaverde Balt/Cle/NYJ/T.B.
21	John Brodie San Francisco
21	Steve Grogan New England

MOST PASSES INTERCEPTED

29	John Brodie San Francisco
27	Bart Starr Green Bay
24	Y.A. Tittle S.F./N.Y.G.
24	Steve Grogan New England
22	Bill Wade LA Rams/Chi.

MOST 300+ GAMES

7	Dan Marino Miami
5	Warren Moon Hou./Sea.
5	Tom Brady New England
4	Bill Wade LA Rams/Chi.
3	Joe Namath N.Y. Jets
3	Brian Sipe Cleveland
3	Brett Favre Green Bay
3	Ben Roethlisberger, Pittsburgh

MOST RECEPTIONS

128	Andre Reed Buffalo
125	Andre Johnson Houston
79	Al Toon N.Y. Jets
79	Stanley Morgan New England
74	Irving Fryar N.E./Mia./Phi/Was

MOST RECEPTION YARDS

1718	Andre Reed Buffalo
1621	Andre Johnson Houston
1615	Stanley Morgan New England
1094	Billy Wilson San Francisco
1072	Tony Martin Atl./Mia./S.D.
1031	Wesley Walker N.Y. Jets
1013	Nat Moore Miami

MOST TOUCHDOWN RECEPTIONS

16	Andre Reed Buffalo
13	Stanley Morgan New England
11	Nat Moore Miami
10	Andre Johnson Houston
8	Wesley Walker N.Y. Jets
8	Billy Wilson San Francisco
8	Billy Howton G.B./Dal.
8	Howard Cassady Detroit
8	Tony Martin Atl/Mia/S.D.
8	Bill McColl Chicago

MOST 100+ GAMES

8	Stanley Morgan New England
6	Andre Johnson Houston
5	Tony Martin Atl/Mia/S.D.
4	Harlon Hill Chicago
4	Jimmy Smith Jacksonville

MOST INTERCEPTIONS

11	Bobby Dillon Green Bay
10	Jack Christiansen Detroit
9	Dick LeBeau Detroit
8	Michael Haynes N.E./Oak
7	(4 others)

MOST INTERCEPTION YARDS

181	Bobby Dillon Green Bay
172	Herb Adderley Green Bay
140	Michael Haynes N.E./Oak
139	Hank Gremminger Green Bay
137	Glenn Blackwood Miami

MOST TOUCHDOWNS

2	Kevin Burnett Dal/S.D.
2	Henry Jones Buffalo
2	Ty Law New England
2	Otis Smith N.E./NYJ

MOST PUNTS

106	Chris Mohr Buf/Atl
83	John Kidd Buf/S.D./Mia/NYJ
81	Tommy Davis San Francisco
78	Rich Camarillo N.E./Ariz/Hou
78	Reggie Roby Mia/Was/S.F.
77	Brian Hansen N.O./N.E./Cle/NYJ

MOST PUNT YARDS

4278	Chris Mohr Buf/Atl
3603	Tomy Davis San Francisco
3574	John Kidd Buf/S.D./Mia/NYJ
3445	Reggie Roby Mia/Was/S.F.
3425	Brian Hansen N.O./N.E./Cle/NYJ

HIGHEST AVERAGE (MIN. 25 ATT.)

48.5	Shane Lechler Oak/Hou
47.7	Kevin Huber, Cincinnati
46.5	Boyd Dowler Green Bay
46.5	Yale Lary Detroit
45.8	Brian Moorman Buffalo
45.2	Mark Royals Jax/Mia/Pit/N.O.

MOST TOUCHBACKS

12	Chris Mohr Buffalo
11	Rich Camarillo N.E./Ariz/Hou
9	Yale Lary Detroit
9	Lee Johnson Cin/Cle/N.E./Ten
8	Tom Tupa Cle/N.E./NYJ/T.B.
8	Craig Hentrich G.B./Ten

MOST INSIDE 20

27	Rich Camarillo N.E./Ariz/Hou
26	John Kidd Buf/S.D./Mia/NYJ
26	Chris Mohr Buf/Atl
24	Reggie Roby Mia/Was/S.F.
23	Brett Kern Ten/Den

PLAYOFF RECORDS

COLTS INDIVIDUAL CAREER AND SINGLE-GAME PLAYOFF RECORDS

(*Denotes Super Bowl)

SERVICE

MOST GAMES:

21 Reggie Wayne, 2002-14
19 Peyton Manning, 1998-11
Jeff Saturday, 1999-11
18 Justin Snow, 2000-11
Robert Mathis, 2003-13
17 Dwight Freeney, 2002-12
16 Raheem Brock, 2002-09
Ryan Diem, 2002-11
Marvin Harrison, 1996-08
15 Gary Brackett, 2003-10
Hunter Smith, 1999-08
13 Tarik Glenn, 1997-06
Antoine Bethea, 2006-13
Adam Vinatieri 2006-14
12 Dallas Clark, 2003-11

SCORING

MOST POINTS
CAREER:

117 Adam Vinatieri, 2006-14
56 Reggie Wayne, 2001-14
54 Mike Vanderjagt, 1998-05
30 Edgerrin James, 1999-05
26 Jim O'Brien, 1970-72

GAME:

Colts: 18 Tom Matte at Cleveland 12/29/68 (3 TD rushing)
15 Adam Vinatieri at Baltimore 1/13/07
14 Adam Vinatieri vs. Cincinnati 1/4/15
12 (16 times) Last: LaVon Brazill at New England 1/11/14
Opp: 24 LeGarrette Blount at New England 1/11/14 (4 TD rushing)
18 Gary Collins at Cleveland 12/27/64 (3 TD receiving)
Dave Casper vs. Oakland 12/24/77 (3 TD receiving)
LeGarrette Blount at New England 1/18/15 (3 TD rushing)
16 Adam Vinatieri at New England 1/18/04
14 Ryan Succop vs. Kansas City 1/4/14
14 Stevan Ridley at New England 1/11/14
13 Al Del Greco vs. Tennessee 1/16/00
12 (11 times) Last: Knile Davis vs. Kansas City 1/4/14

MOST TOUCHDOWNS
CAREER:

9 Reggie Wayne, 2001-14
5 Edgerrin James, 1999-05
4 Dallas Clark, 2003-11
Joseph Addai, 2006-11
3 Tom Matte, 1961-72
Peyton Manning, 1998-11
Brandon Stokley, 2003-06

MOST TOUCHDOWNS
GAME:

Colts: 3 Tom Matte at Cleveland 12/29/68 (3 TD rushing)
2 (13 times) Last: LaVon Brazill at New England 1/11/14
Opp: 4 LeGarrette Blount at New England 1/11/14 (4 TD rushing)
3 Gary Collins at Cleveland 12/27/64 (3 TD receiving)
Dave Casper vs. Oakland 12/24/77 (3 TD receiving)
LeGarrette Blount at New England 1/18/15 (3 TD rushing)
2 (10 times) Last: LaDainian Tomlinson vs. N.Y. Jets 1/8/11

MOST POINTS KICK-SCORING
CAREER:

117 Adam Vinatieri, 2006-14
54 Mike Vanderjagt, 1998-05
26 Jim O'Brien, 1970-72
25 Matt Stover, 2009
21 Lou Michaels, 1964-69
Cary Blanchard, 1995-97

MOST POINTS KICK-SCORING
GAME:

Colts: 15 Adam Vinatieri at Baltimore 1/13/07
14 Adam Vinatieri vs. Cincinnati 1/4/15
12 Adam Vinatieri vs. New England 1/21/07
12 Matt Stover vs. N.Y. Jets 1/24/10
11 Mike Vanderjagt vs. Denver 1/4/04

MOST POINTS KICK-SCORING
GAME: cont...

Adam Vinatieri vs. Kansas City 1/6/07
Adam Vinatieri vs. Chicago 2/4/07*
Opp: 16 Adam Vinatieri at New England 1/18/04
14 Ryan Succop vs. Kansas City 1/4/14
13 Al Del Greco vs. Tennsssee 1/16/00
11 John Hall at N.Y. Jets 1/4/03
Garrett Hartley vs. New Orleans 2/7/10*

MOST FIELD GOALS
CAREER:

30 Adam Vinatieri, 2006-14
11 Mike Vanderjagt, 1998-05
6 Jim O'Brien, 1970-72
Matt Stover, 2009
4 Lou Michaels, 1964-69
Cary Blanchard, 1995-97

GAME:

Colts: 5 Adam Vinatieri at Baltimore 1/13/07
4 Adam Vinatieri vs. Cincinnati 1/4/15
3 Cary Blanchard at Pittsburgh 1/14/96
Mike Vanderjagt vs. Tennessee 1/16/00
Mike Vanderjagt at Miami 12/30/00
Adam Vinatieri vs. Kansas City 1/6/07
Adam Vinatieri vs. New England 1/21/07
Adam Vinatieri vs. Chicago 2/4/07*
Matt Stover vs. N.Y. Jets 1/24/10
Adam Vinatieri vs. N.Y. Jets 1/8/11
Adam Vinatieri at Baltimore 1/6/13
Opp: 5 Adam Vinatieri at New England 1/18/04

Reggie Wayne leads the franchise in career postseason touchdowns with nine. Wayne also ranks second in NFL postseason history with 93 career receptions.

MOST FIELD GOALS
GAME: cont...
4 Al Del Greco vs. Tennessee 1/16/00
3 Pat Summerall vs. N.Y. Giants 12/27/59
Jim Turner vs. N.Y. Jets 1/12/69*
Garrett Hartley vs. New Orleans 2/7/10*

MOST FIELD GOAL ATTEMPTS
CAREER:
34 Adam Vinatieri, 2006-14
14 Jim O'Brien, 1970-72
Mike Vanderjagt, 1998-05
8 Lou Michaels, 1964-69
7 Cary Blanchard, 1995-97
Matt Stover, 2009

GAME:
Colts: 5 Adam Vinatieri at Baltimore 1/13/07 (5-5)
4 Jim O'Brien vs. Oakland 1/3/71 (2-4)
Cary Blanchard at Pittsburgh 1/14/96 (3-4)
Mike Vanderjagt at Miami 12/30/00 (3-4)
Adam Vinatieri vs. Chicago 2/4/07* (3-4)
Adam Vinatieri at Baltimore 1/6/13 (3-4)
Adam Vinatieri vs. Cincinnati 1/4/15 (4-4)
Opp: 5 Adam Vinatieri at New England 1/18/04 (5-5)
4 Al Del Greco vs. Tennessee 1/16/00 (4-4)
3 (8 times) Last: Garrett Hartley vs. New Orleans 2/7/10* (3-3)

LONGEST FIELD GOAL
Colts: 53 Adam Vinatieri vs. Cincinnati 1/4/15
52 Adam Vinatieri at Baltimore 1/6/13
51 Adam Vinatieri at Baltimore 1/13/07
50 Mike Vanderjagt at Miami 12/30/00
Adam Vinatieri vs. Kansas City 1/6/07
Adam Vinatieri vs. N.Y. Jets 1/8/11
48 Adam Vinatieri vs. Kansas City 1/6/07
Adam Vinatieri at Baltimore 1/13/07
Opp: 57 Mike Nugent vs. Cincinnati 1/4/15
54 John Carney at San Diego 12/31/95
51 Matt Stover at Baltimore 1/13/07

LONGEST FIELD GOAL cont...
50 Norm Johnson at Pittsburgh 12/29/96
49 Al Del Greco vs. Tennessee 1/16/00

MOST PATs
CAREER:
27 Adam Vinatieri, 2006-14
21 Mike Vanderjagt, 1998-05
9 Lou Michaels, 1964-69
Cary Blanchard, 1995-97
8 Jim O'Brien, 1970-72

GAME:
Colts: 7 Mike Vanderjagt vs. Denver 1/9/05
6 Adam Vinatieri vs. Kansas City 1/4/14
5 Cary Blanchard at San Diego 12/31/95
Mike Vanderjagt vs. Denver 1/4/04
Mike Vanderjagt at Kansas City 1/11/04
Opp: 6 Stephen Gostkowski at New England 1/18/15
5 Matt Bahr at Cleveland 1/9/88
John Hall at N.Y. Jets 1/4/03
Ryan Succop vs. Kansas City 1/4/14
Stephen Gostkowski at New England 1/11/14
4 (7 times) Last: Nate Kaeding vs. San Diego 1/13/08

MOST POINT AFTER ATTEMPTS
CAREER:
27 Adam Vinatieri, 2006-14
21 Mike Vanderjagt, 1998-05
9 Lou Michaels, 1964-69
Cary Blanchard, 1995-97
8 Jim O'Brien, 1970-72

GAME:
Colts: 7 Mike Vanderjagt vs. Denver 1/9/05
6 Adam Vinatieri vs. Kansas City 1/4/14
5 Cary Blanchard at San Diego 12/31/95
Mike Vanderjagt vs. Denver 1/4/04
Mike Vanderjagt at Kansas City 1/11/04
Opp: 6 Stephen Gostkowski at New England 1/18/15
5 Matt Bahr at Cleveland 1/9/88
John Hall at N.Y. Jets 1/4/03
Ryan Succop vs. Kansas City 1/4/14
Stephen Gostkowski at New England 1/11/14
4 (7 times) Last: Nate Kaeding vs. San Diego 1/13/08

RUSHING

MOST ATTEMPTS
CAREER:
158 Joseph Addai, 2006-11
157 Edgerrin James, 1999-05
98 Dominic Rhodes, 2001-06, 08, 10

GAME:
Colts: 26 Lydell Mitchell at Pittsburgh 12/27/75 (26-63)
Edgerrin James at Kansas City 1/11/04 (26-125)
25 Norm Bulaich vs. Cincinnati 12/26/70 (25-116)
Joseph Addai vs. Kansas City 1/6/07 (25-122)
Opp: 40 Lamar Smith at Miami 12/30/00
30 Matt Snell vs. N.Y. Jets 1/12/69* (30-121)
LeGarrette Blount at New England 1/18/15
27 Jim Brown at Cleveland 12/27/64 (27-114)
Franco Harris at Pittsburgh 12/27/75 (27-153)

MOST YARDS
CAREER:
621 Joseph Addai, 2006-11
616 Edgerrin James, 1999-05
407 Dominic Rhodes, 2001-06, 08, 10

GAME:
Colts: 147 Zack Crockett at San Diego 12/31/95 (13-147)
125 Edgerrin James at Kansas City 1/11/04 (26-125)
122 Joseph Addai vs. Kansas City 1/6/07 (25-122)
116 Tom Matte vs. N.Y. Jets 1/12/69* (11-116)
Norm Bulaich vs. Cincinnati 12/26/70 (25-116)
Opp: 209 Lamar Smith at Miami 12/30/00 (40-209)
176 Priest Holmes at Kansas City 1/11/04 (24-176)
166 LeGarrette Blount at New England 1/11/14
162 Eddie George vs. Tennessee 1/16/00 (26-162)
153 Franco Harris at Pittsburgh 12/27/75 (27-153)
148 LeGarrette Blount at New England 1/18/15
144 Corey Dillon at New England 1/16/05 (23-144)

HIGHEST AVERAGE (min. 15 carries)
CAREER:
8.1 Zack Crockett, 1995-97
4.4 John Unitas, 1956-72
4.2 Alan Ameche, 1955-60
Tom Matte, 1961-72
Dominic Rhodes, 2001-06, 08, 10

HIGHEST AVERAGE (min. 15 carries)
CAREER: cont...
GAME:
Colts: 11.3 Zack Crockett at San Diego 12/31/95
10.6 Tom Matte vs. N.Y. Jets 1/12/69*
5.5 Jerry Hill at Cleveland 12/29/68
Opp: 7.5 Thomas Jones vs. Chicago 2/4/07*
7.3 Franco Harris vs. Pittsburgh 12/19/76
Priest Holmes at Kansas City 1/11/04

MOST RUSHING TOUCHDOWNS
CAREER:
5 Edgerrin James, 1999-05
4 Joseph Addai, 2006-11
3 Tom Matte, 1961-72
Peyton Manning, 1998-11

GAME:
Colts: 3 Tom Matte at Cleveland 12/29/68
2 Alan Ameche at N.Y. Giants 12/28/58
Edgerrin James at Kansas City 1/11/04
Norm Bulaich vs. Oakland 1/3/71
Don Nottingham at Cleveland 12/26/71
Ron Lee vs. Oakland 12/24/77
Zack Crockett at San Diego 12/31/95
Opp: 4 LeGarrette Blount at New England 1/11/14
3 LeGarrette Blount at New England 1/18/15
2 Reggie Harrison vs. Pittsburgh 12/19/76
Jerome Bettis at Pittsburgh 12/29/96
2 Kordell Stewart at Pittsburgh 12/29/96
Lamar Smith at Miami 12/30/00
LaMont Jordan at N.Y. Jets 1/4/03
Priest Holmes at Kansas City 1/11/04
Darren Sproles at San Diego 1/3/09
LaDainian Tomlinson vs. N.Y. Jets 1/8/11

LONGEST RUSH
Colts: 66t Zack Crockett at San Diego 12/31/95
58t Tom Matte vs. N.Y. Jets 1/12/69*
36t Dominic Rhodes vs. Chicago 2/4/07*
Opp: 73t LeGarrette Blount at New England 1/11/14

LONGEST RUSH cont...
68t Eddie George vs. Tennessee 1/16/00
52 Thomas Jones vs. Chicago 2/4/07*
50 Franco Harris vs. Pittsburgh 12/19/76

LONGEST RUSHING TOUCHDOWN
Colts: 66 Zack Crockett at San Diego 12/31/95
33 Zack Crockett at San Diego 12/31/95
13 Ron Lee vs. Oakland 12/24/77
12 Tom Matte at Cleveland 12/27/68
Opp: 73t LeGarrette Blount at New England 1/11/14
68 Eddie George vs. Tennessee 1/16/00
31 Jon Witman at Pittsburgh 12/29/96
30 Clarence Davis vs. Oakland 12/24/77

PASSING

MOST ATTEMPTS
CAREER:
718 Peyton Manning, 1998-11
260 Andrew Luck, 2012-14
226 John Unitas, 1956-72

GAME:
Colts: 54 Andrew Luck at Baltimore 1/6/13 (28-54-288-0-1)
48 Peyton Manning vs. San Diego 1/13/08 (33-48-402-3-2)
47 Peyton Manning at New England 1/18/04 (23-47-237-1-4)
Peyton Manning vs. New England 1/21/07 (27-47-349-1-1)
45 Peyton Manning vs. New Orleans 2/7/10* (31-45-333-1-1)
Andrew Luck vs. Kansas City 1/4/14 (29-45-443-4-3)
44 Peyton Manning vs. Baltimore 1/16/10 (30-44-246-2-1)
Andrew Luck vs. Cincinnati 1/4/15 (31-44-376-1-0)
43 Andrew Luck at Denver 1/11/15 (27-43-265-2-2)
Opp: 47 Stan Humphries at San Diego 12/31/95 (23-47-292-2-4)
46 Alex Smith vs. Kansas City 1/4/14 (30-46-363-4-0)
Peyton Manning vs. Indianapolis 1/11/15 (26-46-211-1-0)
44 Joe Kapp vs. Minnesota 12/22/68 (26-44-287-2-2)
41 Neil O'Donnell at Pittsburgh 1/14/96 (25-41-205-1-1)
40 Kenny Stabler vs. Oakland 12/24/77 (21-40-345-3-2)

MOST COMPLETIONS
CAREER:
453 Peyton Manning, 1998-11
147 Andrew Luck, 2012-14
120 John Unitas, 1956-72

GAME:
Colts: 33 Peyton Manning vs. San Diego 1/13/08 (33-48-402-3-2)
31 Peyton Manning vs. New Orleans 2/7/10* (31-45-333-1-1)
31 Andrew Luck vs. Cincinnati 1/4/15 (31-44-376-1-0)
30 Peyton Manning vs. Kansas City 1/6/07 (30-38-268-1-3)
Peyton Manning vs. Baltimore 1/16/10 (30-44-246-2-1)
Opp: 32 Drew Brees vs. New Orleans 2/7/10* (32-39-288-2-0)
30 Alex Smith vs. Kansas City 1/4/14 (30-46-363-4-0)
26 Joe Kapp vs. Minnesota 12/22/68 (26-44-287-2-2)
Peyton Manning vs. Indianapolis 1/11/15 (26-46-211-1-0)
25 Neil O'Donnell at Pittsburgh 1/14/96 (25-41-205-1-1)
24 Jake Plummer vs. Denver 1/9/05 (24-34-284-2-1)

MOST YARDS
CAREER:
5389 Peyton Manning, 1998-11
1829 Andrew Luck, 2012-14
1663 John Unitas, 1956-72

GAME:
Colts: 458 Peyton Manning vs. Denver 1/9/05 (27-33-458-4-1)
436 Andrew Luck vs. Kansas City 1/4/14 (29-45-436-4-3)
402 Peyton Manning vs. San Diego 1/13/08 (33-48-402-3-2)
377 Peyton Manning vs. Denver 1/4/04 (22-26-377-5-0)
Peyton Manning vs. N.Y. Jets 1/24/10 26-39-377-3-0)
376 Andrew Luck vs. Cincinnati 1/4/15 (31-44-376-1-0)
349 John Unitas at N.Y. Giants 12/28/58 (26-40-349-1-1)
Peyton Manning vs. New England 1/21/07 (27-47-349-1-1)
Opp: 363 Alex Smith vs. Kansas City 1/4/14 (30-46-363-4-0)
345 Kenny Stabler vs. Oakland 12/24/77 (21-40-345-3-2)
292 Stan Humphries at San Diego 12/31/95 (23-47-292-2-4)
288 Drew Brees vs. New Orleans 2/7/10* (32-39-288-2-0)

HIGHEST COMPLETION PERCENTAGE
(Min. 50 Att/Career, 15 Att/Game)
CAREER:

63.1 Peyton Manning, 1998-11
56.5 Andrew Luck, 2012-14
53.1 John Unitas, 1956-72

GAME:

Colts: 84.6 Peyton Manning vs. Denver 1/4/04 (22-26-377-5-0)
81.8 Peyton Manning vs. Denver 1/9/05 (27-33-458-4-1)
78.9 Peyton Manning vs. Kansas City 1/6/07 (30-38-268-1-3)
Opp: 82.1 Drew Brees vs. New Orleans 2/7/10* (32-39-288-2-0)
77.8 Terry Bradshaw vs. Pittsburgh 12/19/76 (14-18-264-3-1)
76.7 Jake Plummer vs. Denver 1/4/04 (23-30-181-1-2)

Quarterback Peyton Manning holds the Colts record for career postseason passing yardage with 5,389.

MOST TOUCHDOWN PASSES
CAREER:

29 Peyton Manning, 1998-11
9 Andrew Luck, 2012-14
7 John Unitas, 1956-72

GAME:

Colts: 5 Peyton Manning vs. Denver 1/4/04 (22-26-377-5-0)
4 Peyton Manning vs. Denver 1/9/05 (27-33-458-4-1)
4 Andrew Luck vs. Kansas City 1/4/14 (29-45-436-4-3)
3 Peyton Manning at Kansas City 1/11/04 (22-30-304-3-0)
Peyton Manning vs. San Diego 1/13/08 (33-48-402-3-2)
Peyton Manning vs. N.Y. Jets 1/24/10 (26-39-377-3-0)
Opp: 4 Alex Smith vs. Kansas City 1/4/14 (30-46-363-4-0)
3 Frank Ryan at Cleveland 12/27/64 (11-18-206-3-1)
Terry Bradshaw vs. Pittsburgh 12/19/76 (14-18-264-3-0)
Kenny Stabler vs. Oakland 12/24/77(21-40-345-3-2)

MOST TOUCHDOWN PASSES
GAME: cont...

Bernie Kosar at Cleveland 1/9/88 (20-31-229-3-1)
Chad Pennington at N.Y. Jets 1/4/03 (19-25-222-3-0)
Philip Rivers vs. San Diego 1/13/08 (14-19-264-3-1)
Tom Brady at New England 1/18/15 (23-35-226-3-1)
2 (8 times) Last: Joe Flacco at Baltimore 1/6/13 (12-23-282-2-0)

MOST PASSES HAD INTERCEPTED
CAREER:

19 Peyton Manning, 1998-11
12 Andrew Luck, 2012-14
10 John Unitas, 1956-72

GAME:

Colts: 4 Peyton Manning at New England 1/18/04 (23-47-237-1-4)
4 Andrew Luck at New England 1/11/14 (20-41-331-2-4)
3 Earl Morrall vs. N.Y. Jets 1/12/69* (6-17-71-0-3)
John Unitas at Miami 1/2/72 (20-36-224-0-3)
Peyton Manning vs. Kansas City 1/6/07 (30-38-268-1-3)
3 Andrew Luck vs. Kansas City 1/4/14 (29-45-436-4-3)
2 (9 times) Last: Andrew Luck at New England 1/18/15 (12-33-126-0-2)
Opp: 4 Stan Humphries at San Diego 12/31/95 (23-47-292-2-4)
3 George Blanda vs. Oakland 1/3/71 (17-32-271-2-3)
Craig Morton vs. Dallas 1/17/71* (12-26-127-1-3)
Bill Nelsen at Cleveland 12/26/71 (9-21-104-0-3)
Steve Bono at Kansas City 1/7/96 (11-25-122-1-3)
Jay Fiedler at Miami 12/30/00 (19-34-185-1-3)

LONGEST PASS PLAY

Colts: 87t Peyton Manning to Brandon Stokley vs. Denver 1/4/04
75t John Unitas to John Mackey vs. Dallas 1/17/71*
72t Peyton Manning to Reggie Wayne at San Diego 1/3/09
68t John Unitas to Ray Perkins vs. Oakland 1/3/71
Opp: 80t Mark Sanchez to Braylon Edwards vs. NYJ 1/24/10
79t Alex Smith to Donnie Avery vs. Kansas City 1/4/14
76t Terry Bradshaw to Frank Lewis vs. Pittsburgh 12/19/76
75t Bob Griese to Paul Warfield at Miami 1/2/72

RECEIVING

MOST RECEPTIONS
CAREER:

93 Reggie Wayne, 2001-14
65 Marvin Harrison, 1996-08
64 Dallas Clark, 2003-11

GAME:

Colts: 13 T.Y. Hilton vs. Kansas City 1/14/14 (13-224, 2 TDs)
12 Raymond Berry at N.Y. Giants 12/28/58 (12-178, 1 TD)
11 Pierre Garcon vs. N.Y. Jets 1/24/10 (11-151, 1 TD)
10 Reggie Wayne vs. Denver 1/9/05 (10-221, 2 TDs)
Joseph Addai vs. Chicago 2/4/07* (10-66)
Daniel Herron vs. Cincinnati 1/4/15 (10-85)
9 Dallas Clark vs. Kansas City 1/6/07 (9-103)
Joseph Addai vs. San Diego 1/13/08 (9-67)
Reggie Wayne at Baltimore 1/6/13 (9-114)
Opp: 10 Ronnie Harmon at San Diego 12/31/95 (10-133)
9 Bob Schnelker vs. N.Y. Giants 12/27/59 (9-175, 1 TD)
Ray Rice vs. Baltimore 1/16/10 (9-60)
Julian Edelman at New England 1/18/15 (9-98)

MOST YARDS
CAREER:

1254 Reggie Wayne, 2001-14
883 Marvin Harrison, 1996-08
847 Dallas Clark, 2003-11

GAME:

Colts: 224 T.Y. Hilton vs. Kansas City 1/4/14 (13-224, 2 TDs)
221 Reggie Wayne vs. Denver 1/9/05 (10-221, 2 TDs)
178 Raymond Berry at N.Y. Giants 12/28/58 (12-178, 1 TD)
151 Pierre Garcon vs. N.Y. Jets 1/24/10 (11-151, 1 TD)
148 Willie Richardson vs. Minnesota 12/22/68 (6-148)
144 Brandon Stokley vs. Denver 1/4/04 (4-144)
Opp: 175 Bob Schnelker vs. N.Y. Giants 12/27/59 (9-175, 1 TD)
150 Dwayne Bowe vs. Kansas City 1/4/14 (8-150, 1 TD)
145 Anquan Boldin at Baltimore 1/6/13 (5-145, 1 TD)
133 George Sauer vs. N.Y. Jets 1/12/69* (8-133)
Ronnie Harmon at San Diego 12/31/95 (10-133)
130 Gary Collins at Cleveland 12/27/64 (5-130, 3 TD)

MOST YARDS
GAME: cont...
125 Paul Warfield at Miami 1/2/72 (2-125, 1 TD)
113 Cliff Branch vs. Oakland 12/24/77 (6-113)

HIGHEST AVERAGE
(Min. 10 Rec., 2 Rec/Game)
CAREER:
21.1 Eddie Hinton, 1969-72
18.9 Lenny Moore, 1956-67
18.9 Willie Richardson, 1963-69, 71

GAME:
Colts: 42.0 Lenny Moore vs. N.Y. Giants 12/27/59 (3-126, 1 TD)
40.0 Ray Perkins vs. Oakland 1/3/71 (2-80, 1 TD)
John Mackey vs. Dallas 1/17/71* (2-80, 1 TD)
Opp: 62.5 Paul Warfield at Miami 1/2/72 (2-125, 1 TD)
51.5 Frank Lewis vs. Pittsburgh 12/19/76 (2-103, 1 TD)
50.0 Braylon Edwards vs. N.Y. Jets 1/24/10 (2-100, 1 TD)

MOST TOUCHDOWN RECEPTIONS
CAREER:
9 Reggie Wayne, 2001-14
4 Dallas Clark, 2003-11
3 Brandon Stokley, 2003-06
Pierre Garcon, 2008-11
2 Austin Collie, 2009-12
Marvin Harrison, 1996-08
John Mackey, 1963-71
Floyd Turner, 1994-95
T.Y. Hilton, 2012-14
LaVon Brazill, 2012-13

GAME:
Colts: 2 Marvin Harrison vs. Denver 1/4/04
Brandon Stokley vs. Denver 1/4/04
2 Reggie Wayne vs. Denver 1/9/05
T.Y. Hilton vs. Kansas City 1/4/14
LaVon Brazill at New England 1/11/14
Opp: 3 Gary Collins at Cleveland 12/27/64
Dave Casper vs. Oakland 12/24/77
2 Lynn Swann vs. Pittsburgh 12/19/76

LONGEST RECEPTION
Colts: 87t Brandon Stokley from Peyton Manning vs. Denver 1/4/04
75t John Mackey from John Unitas vs. Dallas 1/17/71*
72t Reggie Wayne from Peyton Manning at San Diego 1/3/09

LONGEST RECEPTION cont...
68t Ray Perkins from John Unitas vs. Oakland 1/3/71
64t T.Y. Hilton from Andrew Luck vs. Kansas City 1/4/14
60 Lenny Moore from John Unitas at N.Y. Giants 12/28/58
Opp: 80t Braylon Edwards from Mark Sanchez vs. N.Y. Jets 1/24/10
79t Donnie Avery from Alex Smith vs. Kansas City 1/4/14
76t Frank Lewis from Terry Bradshaw vs. Pittsburgh 12/19/76
75t Paul Warfield from Bob Griese at Miami 1/2/72
62t Kyle Rote from Charlie Conerly at N.Y. Giants 12/28/58
56t Richie Anderson from Chad Pennington at N.Y. Jets 1/4/03
56t Darren Sproles from Philip Rivers vs. San Diego 1/13/08

YARDS FROM SCRIMMAGE

MOST ATTEMPTS
CAREER:
204 Joseph Addai, 2006-11
185 Edgerrin James, 1999-05
109 Dominic Rhodes, 2001-06, 08, 10

GAME:
Colts: 32 Joseph Addai vs. Kansas City 1/6/07 (25 rush/7 rec.)
31 Daniel Herron at Denver 1/11/15 (23 rush/8 rec.)
30 Lydell Mitchell at Pittsburgh 12/27/75 (26 rush/4 rec.)
29 Joseph Addai vs. Chicago 2/4/07* (19 rush/10 rec.)
Opp: 43 Lamar Smith at Miami 12/30/00 (40 rush/3 rec.)
34 Matt Snell vs. N.Y. Jets 1/12/69* (30 rush/4 rec.)
30 Jim Brown at Cleveland 12/27/64 (27 rush/3 rec.)
30 LeGarrette Blount at New England 1/18/15 (30 rush)

MOST YARDS
CAREER:
1254 Reggie Wayne, 2001-14
919 Joseph Addai, 2006-11
883 Marvin Harrison, 1996-08

GAME:
Colts: 224 T.Y. Hilton vs. Kansas City 1/4/14 (224 rec.)
221 Reggie Wayne vs. Denver 1/9/05 (221 rec.)
178 Raymond Berry at N.Y. Giants 12/28/58 (178 rec.)
157 Zack Crockett at San Diego 12/31/95 (147 rush/10 rec.)
Opp: 227 Lamar Smith at Miami 12/30/00 (209 rush/18 rec.)

MOST YARDS
GAME: cont...
208 Priest Holmes at Kansas City 1/11/04 (176 rush/32 rec.)
176 Eddie George vs. Tennessee 1/16/00 (162 rush/14 rec.)
175 Bob Schnelker vs. N.Y. Giants 12/27/59 (175 rec.)



Raymond Berry ranks third in franchise history in postseason single-game yards from scrimmage with 178 against the New York Giants in 1958.

PUNTING

MOST PUNTS
CAREER:
60 David Lee, 1966-78
52 Hunter Smith, 1999-08
39 Pat McAfee, 2009-14

GAME:
Colts: 12 David Lee vs. Oakland 12/24/77
9 David Lee at Pittsburgh 12/27/75
8 Tom Gilburg at Green Bay 12/26/65
Chris Gardocki at Pittsburgh 12/29/96
Opp: 9 Ron Widby vs. Dallas 1/17/71*
8 Dave Lewis vs. Cincinnati 12/26/70
Ray Guy vs. Oakland 12/24/77
8 Kevin Huber vs. Cincinnati 1/4/15

MOST PUNT YARDS
CAREER:
2397 David Lee, 1966-78
2288 Hunter Smith, 1999-08
1830 Pat McAfee, 2009-14

GAME:
Colts: 438 David Lee vs. Oakland 12/24/77
361 David Lee at Pittsburgh 12/27/75
340 Hunter Smith vs. Tennessee 1/16/00
Opp: 380 Kevin Huber vs. Cincinnati 1/4/15
377 Ron Widby vs. Dallas 1/17/71*

MOST PUNT YARDS
CAREER: cont...
374 Ray Guy vs. Oakland 12/24/77
316 Mike Scifres at San Diego 1/3/09

HIGHEST PUNTING AVERAGE
(Min. 2/Career, 3 Att/Game)
CAREER:
46.9 Pat McAfee, 2009-14
44.0 Hunter Smith, 1999-08
41.1 Chris Gardocki, 1995-97

GAME:
Colts: 52.8 Hunter Smith vs. New England 1/21/07 (4-211)
51.8 Pat McAfee at New England 1/11/14 (5-259)
51.5 Pat McAfee vs. Cincinnati 1/4/15 (4-206)
50.8 Raymond Brown at N.Y. Giants 12/28/58 (4-203)
50.0 Chris Gardocki at Pittsburgh 1/14/96 (4-200)
Opp: 59.0 Mike Scifres vs. San Diego 1/13/08 (3-177)
52.7 Mike Scifres at San Diego 1/3/09 (6-316)
52.3 Dustin Colquitt vs. Kansas City 1/6/07 (6-314)

MOST TOUCHBACKS
CAREER:
7 David Lee, 1966-78
6 Hunter Smith, 1999-08

GAME:
Colts: 2 David Lee at Pittsburgh 12/27/75
2 Pat McAfee vs. Cincinnati 1/4/15
Opp: 4 Sean Weatherford vs. N.Y. Jets 1/8/11
3 Ray Guy vs. Oakland 12/24/77

MOST PUNTS BLOCKED
CAREER:
1 David Lee, 1966-78

GAME:
Colts: 1 David Lee vs. Oakland 12/24/77
Opp: None

LONGEST PUNT
GAME:
Colts: 68 Pat McAfee vs. Cincinnati 1/4/15
63 Hunter Smith at San Diego 1/3/09
60 Hunter Smith at San Diego 1/3/09
58 Rohn Stark at Cleveland 1/9/88
Hunter Smith vs. New England 1/21/07

LONGEST PUNT
GAME: cont...
Pat McAfee at New England 1/11/14
Pat McAfee at New England 1/18/15
Opp: 67 Mike Scifres at San Diego 1/3/09
66 Dustin Colquitt vs. Kansas City 1/6/07
Mike Scifres vs. San Diego 1/13/08

PUNT RETURNS

MOST RETURNS
CAREER:
15 Terrence Wilkins, 1999-01, 03, 06
13 Ron Gardin, 1970-71
12 Rick Volk, 1967-75

GAME:
Colts: 7 Ron Gardin vs. Cincinnati 12/26/70
5 Rick Volk at Miami 1/2/72
Jahine Arnold at Pittsburgh 12/29/96
Josh Cribbs vs. Cincinnati (1/4/15)
4 (7 times) Last: T.J. Rushing vs. Baltimore 1/16/10
Opp: 5 Neil Colzie vs. Oakland 12/24/77
Jahine Arnold at Pittsburgh 12/29/96
Antwaan Randle El vs. Pittsburgh 1/15/06
4 Tamarick Vanover at Kansas City 1/7/96
Jacoby Jones at Baltimore 1/6/13

MOST YARDS
CAREER:
167 Terrence Wilkins, 1999-01, 03, 06
79 T.J. Rushing, 2006-09
71 Ray Buchanan, 1993-96

GAME:
Colts: 52 Ray Buchanan at San Diego 12/31/95
46 T.J. Rushing vs. San Diego 1/13/08
42 Terrence Wilkins vs. Chicago 2/4/07*
Opp: 77 Jahine Arnold at Pittsburgh 12/29/96
72 Darren Sproles at San Diego 1/3/09
71 Leroy Kelly at Cleveland 12/26/71
Julian Edelman at New England 1/18/15

HIGHEST AVERAGE
(Min. 4 Returns, 2/Game)
CAREER:
11.8 Ray Buchanan, 1993-96
11.1 Terrence Wilkins, 1999-01, 03, 06
10.3 Howard Stevens, 1975-77

GAME:
Colts: 26.0 Ray Buchanan at San Diego 12/31/95 (2-52)
15.3 T.J. Rushing vs. San Diego 1/13/08 (3-46)
14.0 Terrence Wilkins vs. Chicago 2/4/07* (3-42)
Opp: 24.0 Darren Sproles at San Diego 1/3/09 (3-72)
23.7 Leroy Kelly at Cleveland 12/26/71 (3-71)
Julian Edelman at New England 1/18/15 (3-71)
17.7 Andre Hastings at Pittsburgh 1/14/96 (3-53)

LONGEST RETURN
GAME:
Colts: 46 Ray Buchanan at San Diego 12/31/95
24 Terrence Wilkins vs. Tennessee 1/16/00
22 T.J. Rushing vs. San Diego 1/13/08
Opp: 48 Leroy Kelly at Cleveland 12/26/71
45 Julian Edelman at New England 1/18/15
34 Jacoby Jones at Baltimore 1/6/13
33 Andre Hastings at Pittsburgh 1/14/96

KICKOFF RETURNS

MOST RETURNS
CAREER:
20 Terrence Wilkins, 1999-00, 03, 06
19 Dominic Rhodes, 2001-06, 08, 10
12 Chad Simpson, 2008-09

GAME:
Colts: 6 Albert Bentley at Cleveland 1/9/88
5 (6 times) Last: Chad Simpson vs. New Orleans 2/7/10*
Opp: 7 Dante Hall at Kansas City 1/11/04
6 (4 times) Last: Ellis Hobbs vs. New England 1/21/07

MOST YARDS
CAREER:
417 Dominic Rhodes, 2001-06, 08, 10

MOST YARDS
CAREER: cont...

	386	Terrence Wilkins, 1999-01, 03, 06
	258	Chad Simpson, 2008-09

GAME:

Colts:	134	Marshall Johnson vs. Oakland 12/24/77
	129	T.J. Rushing vs. San Diego 1/13/08
	121	Dominic Rhodes at New England 1/18/04
	114	Albert Bentley at Cleveland 1/9/88
	111	Chad Simpson vs. New Orleans 2/7/10*
Opp:	220	Ellis Hobbs vs. New England 1/21/07
	208	Dante Hall at Kansas City 1/11/04
	169	Carl Garrett vs. Oakland 12/24/77

HIGHEST AVERAGE
(Min. 3/Career, 2/Game)
CAREER:

	44.7	Marshall Johnson, 1975-80
	30.0	LaVon Brazill, 2012-13
	29.0	Josh Cribbs, 2014
	27.8	Preston Pearson, 1967-68
	27.7	Charlie Pittman, 1971

GAME:

Colts:	44.7	Marshall Johnson vs. Oakland 12/24/77 (3-136, 1 TD)
	33.5	Josh Cribbs vs. Cincinnati (2-67)
	30.0	LaVon Brazill vs. Kansas City 1/4/14 (3-90)
	29.5	Preston Pearson vs. N.Y. Jets 1/12/69* (2-59)
	29.0	Charlie Pittman at Miami 1/2/72 (2-58)
	27.7	Chad Simpson vs. N.Y. Jets 1/24/10 (3-83)
Opp:	36.7	Ellis Hobbs vs. New England 1/21/07 (6-220)
	33.8	Carl Garrett vs. Oakland 12/24/77 (5-169)
	30.0	Phil King vs. N.Y. Giants 12/27/59 (2-60)
	30.0	Jacoby Jones at Baltimore 1/6/13 (2-60)

LONGEST RETURN
GAME:

Colts:	87t	Marshall Johnson vs. Oakland 12/24/77
	38	Charlie Pittman at Miami 1/2/72
		Albert Bentley at Cleveland 1/9/88
		Josh Cribbs vs. Cincinnati 1/4/15

LONGEST RETURN
GAME: cont...

Opp:	92t	Dante Hall at Kansas City 1/11/04
		Devin Hester vs. Chicago 2/4/07*
	80	Ellis Hobbs vs. New England 1/21/07

SACKS
(*SINCE 1982)

MOST SACKS
CAREER:

	9.0	Dwight Freeney, 2002-12
	6.5	Robert Mathis, 2003-14
	3.0	Larry Tripplett, 2002-05

GAME:

	2.0	Dwight Freeney vs. Kansas City 1/6/07
	2.0	Dwight Freeney at San Diego 1/3/09
	2.0	Robert Mathis at San Diego 1/3/09

INTERCEPTIONS

MOST INTERCEPTIONS
CAREER:

	5	Jerry Logan, 1963-72
		Rick Volk, 1967-75
	4	Antoine Bethea, 2006-13
	3	Mike Curtis, 1965-75
		Kelvin Hayden, 2005-10

GAME:

Colts:	2	Johnny Sample vs. N.Y. Giants 12/27/59
		Rick Volk at Cleveland 12/26/71
		Lloyd Mumphord at Pittsburgh 12/27/75
		Bruce Laird vs. Oakland 12/24/77
		Jason Belser at San Diego 12/31/95
		Chad Cota at Miami 12/30/00
		David Macklin vs. Denver 1/4/04
Opp:	3	Ty Law at New England 1/18/04
	2	Randy Beverly vs. N.Y. Jets 1/12/69*
		Chuck Howley vs. Dallas 1/17/71*
		Ty Law vs. Kansas City 1/6/07
		Ed Reed at Baltimore 1/13/07
		Husain Abdullah vs. Kansas City 1/4/14

MOST RETURN YARDS
CAREER:

	112	Rick Volk, 1967-75
	76	Johnny Sample, 1958-60
	72	Eugene Daniel, 1984-96

GAME:

Colts:	76	Johnny Sample vs. N.Y. Giants 12/27/59
	68	Jason Belser at San Diego 12/31/95

MOST RETURN YARDS
GAME: cont...

	67	Lloyd Mumphord at Pittsburgh 12/27/75
Opp:	74	Tracy Porter vs. New Orleans 2/7/10*
	62	Dick Anderson at Miami 1/2/71
	48	Frank Minnifield at Cleveland 1/9/88

HIGHEST AVERAGE (Minimum 3)
CAREER:

	22.4	Rick Volk, 1967-75
	20.0	Kelvin Hayden, 2005-10
	13.2	Jerry Logan, 1963-72

GAME (MIN. 2):

Colts:	38.0	Johnny Sample vs. N.Y. Giants 12/27/59
	34.0	Jason Belser at San Diego 12/31/95
	33.5	Lloyd Mumphord at Pittsburgh 12/27/75
Opp:	21.5	Ty Law vs. Kansas City 1/6/07
	11.0	Chuck Howley vs. Dallas 1/17/71*

LONGEST RETURN-TD RETURNS
GAME:

Colts:	61t	Bruce Laird vs. Oakland 12/24/77
	59t	Eugene Daniel at Pittsburgh 12/29/96
	58t	Lloyd Mumphord at Pittsburgh 12/27/75
	56t	Kelvin Hayden vs. Chicago 2/4/07*
	42t	Johnny Sample vs. N.Y. Giants 12/27/59
Opp:	74t	Tracy Porter vs. New Orleans 2/7/10*
	62t	Dick Anderson at Miami 1/2/72
	48t	Frank Minnifield at Cleveland 1/9/88
	39t	Asante Samuel vs. New England 1/21/07
	38t	Ed Reed vs. Baltimore 1/16/10

FUMBLES

FUMBLE RETURNS FOR TOUCHDOWNS

Colts:	60	Mike Curtis vs. Minnesota 12/22/68
	25	Don Shinnick at Green Bay 12/26/65
Opp:	93	Andy Russell at Pittsburgh 12/27/75

Mike Curtis holds the team record for the longest fumble return for a touchdown when he recorded a 60-yard return in 1968 against the Minnesota Vikings.

COLTS TEAM PLAYOFF RECORDS

(*Denotes Super Bowl)

SCORING

MOST POINTS

Colts: 49 vs. Denver 1/9/05
45 vs. Kansas City 1/4/14
41 vs. Denver 1/4/04
38 at Kansas City 1/11/04
vs. New England 1/21/07
35 at San Diego 12/31/95
Opp: 45 at New England 1/18/15
44 vs. Kansas City 1/4/14
43 at New England 1/11/14
42 at Pittsburgh 12/29/96
41 at N.Y. Jets 1/4/03
40 vs. Pittsburgh 12/19/76
38 at Cleveland 1/9/88
37 vs. Oakland 12/24/77

FEWEST POINTS

Colts: 0 at Cleveland 12/27/64
at Miami 1/2/72
at N.Y. Jets 1/4/03
3 at New England 1/16/05
Opp: 0 at Cleveland 12/29/68
vs. Cincinnati 12/26/70
3 at Cleveland 12/26/71
vs. Baltimore 1/16/10

MOST POINTS BOTH TEAMS

89 vs. Kansas City 1/4/14 (Colts 45, Chiefs 44)
73 vs. Denver 1/9/05 (Colts 49, Broncos 24)
72 vs. New England 1/21/07 (Colts 38, Patriots 34)
69 at Kansas City 1/11/04 (Colts 38, Chiefs 31)
68 vs. Oakland 12/24/77 (Raiders 37, Colts 31, 2 OT)
65 at New England 1/11/14 (Patriots 43, Colts 22)
59 at Cleveland 1/9/88 (Browns 38, Colts 21)

FEWEST POINTS BOTH TEAMS

17 vs. Cincinnati 12/26/70 (Colts 17, Bengals 0)
at Kansas City 1/7/96 (Colts 10, Chiefs 7)
21 at Miami 1/2/72 (Dolphins 21, Colts 0)
at Baltimore 1/13/07 (Colts 15, Ravens 6)
23 (5 times) Last: vs. Baltimore 1/16/10 (Colts 20, Ravens 3)

MOST TOUCHDOWNS

Colts: 7 vs. Denver 1/9/05
6 vs. Kansas City 1/4/14
5 at San Diego 12/31/95
vs. Denver 1/4/04
at Kansas City 1/11/04
Opp: 6 at New England 1/11/14
at New England 1/18/15

MOST TOUCHDOWNS cont...

5 vs. Pittsburgh 12/19/76
vs. Oakland 12/24/77
at Cleveland 1/9/88
at Pittsburgh 12/29/96
at N.Y. Jets 1/4/03
vs. Kansas City 1/4/14
4 (5 times) Last: vs. San Diego 1/13/08

MOST RUSHING TOUCHDOWNS

Colts: 4 at Cleveland 12/29/68
3 at San Diego 12/31/95
vs. Denver 1/9/05
2 (7 times) Last: vs. New England 1/21/07
Opp: 6 at New England 1/11/14
5 at Pittsburgh 12/29/96
3 at Pittsburgh 12/27/75
at San Diego 1/3/09
at New England 1/18/15
2 (7 times) Last: vs. N.Y. Jets 1/8/11

MOST PASSING TOUCHDOWNS

Colts: 5 vs. Denver 1/4/04
4 vs. Denver 1/9/05
4 vs. Kansas City 1/4/14
3 at Kansas City 1/11/04
vs. San Diego 1/13/08
vs. N.Y. Jets 1/24/10
Opp: 4 vs. Kansas City 1/4/14
3 at Cleveland 12/27/64
vs. Pittsburgh 12/19/76
vs. Oakland 12/24/77
at Cleveland 1/9/88
at N.Y. Jets 1/4/03
vs. San Diego 1/13/08
at New England 1/18/15

MOST DEFENSIVE TOUCHDOWNS

Colts: 1 vs. N.Y. Giants 12/28/58
at Green Bay 12/26/65
vs. Minnesota 12/22/68
vs. Oakland 12/24/77
at Pittsburgh 12/29/96
vs. Chicago 2/4/07*
Opp: 1 vs. Miami 1/2/72
vs. Pittsburgh 12/27/75
at Cleveland 1/9/88
vs. New England 1/21/07
vs. New Orleans 2/7/10*

MOST PATs/ATTEMPTS

Colts: 7/7 vs. Denver 1/9/05
6/6 vs. Kansas City 1/4/14
5/5 at San Diego 12/31/95
vs. Denver 1/4/04
at Kansas City 1/11/04
Opp: 6/6 at New England 1/18/15
5/5 at Cleveland 1/9/88
at N.Y. Jets 1/4/03
vs. Kansas City 1/4/14
at New England 1/11/14
4/5 vs. Pittsburgh 12/19/76
4/4 (7 times) Last: vs. San Diego 1/13/08

MOST FIELD GOALS

Colts: 5 at Baltimore 1/13/07
4 vs. Cincinnati 1/4/15
3 (9 times) Last: at Baltimore 1/6/13
Opp: 5 at New England 1/18/04
4 vs. Tennessee 1/16/00
3 vs. N.Y. Giants 12/27/59
vs. N.Y. Jets 1/12/69*
vs. New Orleans 2/7/10*
vs. Kansas City 1/4/14

MOST FIELD GOAL ATTEMPTS

Colts: 5 at Baltimore 1/13/07
4 (6 times) Last: vs. Cincinnati 1/4/15
Opp: 5 at New England 1/18/04
4 vs. Tennessee 1/16/00
3 (9 times) Last: vs. Kansas City 1/4/14

FIRST DOWNS

MOST

Colts: 32 vs. New England 1/21/07
29 vs. San Diego 1/13/08
28 vs. Kansas City 1/6/07
27 (4 times) Last: vs. N.Y. Jets 1/24/10
Opp: 30 vs. Kansas City 1/4/14
29 vs. Pittsburgh 12/19/76
28 vs. Oakland 12/24/77
at New England 1/18/15
27 at San Diego 12/31/95
26 at Miami 12/30/00
at N.Y. Jets 1/4/03
at San Diego 1/3/09

FEWEST

Colts: 8 at Pittsburgh 12/29/96
9 at Green Bay 12/26/65
10 at Pittsburgh 12/19/76
at N.Y. Jets 1/4/03
11 at Cleveland 12/27/64
Opp: 7 vs. Cincinnati 12/26/70
vs. Kansas City 1/6/07
10 at N.Y. Giants 12/28/58
vs. Dallas 1/17/71*
11 at Cleveland 12/26/71
vs. Chicago 2/4/07*

MOST BOTH TEAMS

58 vs. Kansas City 1/4/14 (Colts 28, Chiefs 30)
51 at Kansas City 1/11/04 (Colts 27, Chiefs 24)
50 vs. Oakland 12/24/77 (Raiders 28, Colts 22)
49 vs. New England 1/21/07 (Colts 32, Patriots 17)
vs. San Diego 1/13/08 (Colts 29, Chargers 20)
48 at Cleveland 1/9/88 (Browns 25, Colts 23)

FEWEST BOTH TEAMS

23 vs. Cincinnati 12/26/70 (Colts 16, Bengals 7)
24 vs. Dallas 1/17/71* (Colts 14, Cowboys 10)
26 at Pittsburgh 12/27/75 (Steelers 16, Colts 10)
27 at Cleveland 12/26/71 (Colts 16, Browns 11)
28 at Baltimore 1/13/07 (Colts 15, Ravens 13)

MOST RUSHING

Colts: 13 at Cleveland 12/29/68
vs. Kansas City 1/6/07
12 vs. Cincinnati 12/26/70
vs. Chicago 2/4/07*
10 vs. Oakland 12/24/77
at San Diego 12/31/95
at Kansas City 1/11/04
Opp: 16 at Pittsburgh 12/29/96
at Miami 12/30/00
14 at New England 1/18/15
13 at Pittsburgh 12/27/75
at N.Y. Jets 1/4/03
at New England 1/11/14
12 vs. Pittsburgh 12/19/76

FEWEST RUSHING

Colts: 0 at Pittsburgh 12/29/96
at New England 1/16/05
2 vs. Minnesota 12/22/68
at N.Y. Jets 1/4/03
3 vs. N.Y. Giants 12/27/59
vs. Tennessee 1/16/00
vs. Baltimore 1/16/10
at New England 1/11/14
Opp: 2 at Cleveland 12/29/68
vs. Cincinnati 12/26/70
vs. Kansas City 1/6/07
vs. Baltimore 1/16/10
3 at N.Y. Giants 12/28/58
vs. Chicago 2/4/07*
vs. New Orleans 2/7/10*

MOST PASSING

Colts: 23 vs. Kansas City 1/4/14
21 vs. San Diego 1/13/08
20 vs. New England 1/21/07
19 vs. N.Y. Jets 1/24/10
18 vs. Denver 1/9/05
17 at N.Y. Giants 12/28/58
vs. Denver 1/4/04
at Kansas City 1/11/04
at New England 1/16/05
Opp: 20 at San Diego 12/31/95
17 vs. Minnesota 12/22/68
vs. Oakland 12/24/77
16 vs. New Orleans 2/7/10*
vs. Kansas City 1/4/14
15 vs. Pittsburgh 12/19/76
at New England 1/18/04

FEWEST PASSING

Colts: 2 at Green Bay 12/26/65
4 at Cleveland 12/27/64

FEWEST PASSING cont...

vs. Cincinnati 12/26/70
at Pittsburgh 12/27/75
6 vs. Dallas 1/17/71*
Opp: 3 at Pittsburgh 12/27/75
4 at Miami 1/2/72
5 (5 times) Last: vs. Kansas City 1/6/07

MOST BY PENALTY

Colts: 4 vs. Dallas 1/17/71*
vs. Pittsburgh 12/19/76
vs. Oakland 12/24/77
vs. San Diego 1/13/08
at New England 1/18/15
3 (6 times) Last: at Baltimore 1/6/13
Opp: 3 at Cleveland 12/27/64
at Green Bay 12/26/65
vs. Oakland 12/24/77
at Pittsburgh 1/14/96
vs. Pittsburgh 1/15/06
at San Diego 1/3/09
at Denver 1/11/15
2 (6 times) Last: vs. San Diego 1/13/08

NET YARDS
MOST NET YARDS

Colts: 536 vs. Kansas City 1/4/14
530 vs. Denver 1/9/05
482 vs. Cincinnati 1/4/15
479 vs. Denver 1/4/04
461 vs. N.Y. Jets 1/24/10
455 vs. New England 1/21/07
452 at N.Y. Giants 12/28/58
Opp: 526 vs. Pittsburgh 12/19/76
513 vs. Kansas City 1/4/14
491 vs. Oakland 12/24/77
439 at Batimore 1/6/13
434 at Miami 12/30/00
429 at San Diego 12/31/95
419 at New England 1/11/14
411 vs. San Diego 1/13/08

FEWEST NET YARDS

Colts: 146 at Pittsburgh 12/29/96
154 at Pittsburgh 12/27/75
170 vs. Pittsburgh 12/19/76
175 at Green Bay 12/26/65
176 at N.Y. Jets 1/4/03
Opp: 126 vs. Kansas City 1/6/07
139 vs. Cincinnati 12/26/70
165 at Cleveland 12/26/71

MOST YARDS

Colts: 191 vs. Chicago 2/4/07*
188 vs. Kansas City 1/6/07
187 vs. Oakland 12/24/77
184 at Cleveland 12/29/68
178 at San Diego 12/31/95
Opp: 258 at Miami 12/30/00
234 at New England 1/11/14
231 at Pittsburgh 12/29/96
225 vs. Pittsburgh 12/19/76
211 at Pittsburgh 12/27/75
210 at New England 1/16/05

FEWEST YARDS

Colts: 41 at Pittsburgh 12/29/96
42 vs. Baltimore 1/16/10
44 vs. San Diego 1/13/08
46 at New England 1/16/05
50 vs. Minnesota 12/22/68
Opp: 44 vs. Kansas City 1/6/07
51 vs. New Orleans 2/7/10*
56 at Cleveland 12/29/68
63 vs. Cincinnati 12/26/70
69 at Cleveland 12/26/71

MOST ATTEMPTS

Colts: 50 vs. Oakland 12/24/77
47 at Green Bay 12/26/65
vs. Cincinnati 12/26/70
43 at Cleveland 12/26/71
42 vs. Chicago 2/4/07*
Opp: 51 at Pittsburgh 12/29/96
48 at Miami 12/30/00
47 vs. Oakland 12/24/77
46 at New England 1/11/14
43 vs. N.Y. Jets 1/12/69*
at Pittsburgh 12/27/75

FEWEST ATTEMPTS

Colts: 14 at N.Y. Jets 1/4/03
vs. Pittsburgh 1/15/06
15 at Pittsburgh 12/29/96
at New England 1/16/05
18 vs. San Diego 1/13/08
19 vs. New Orleans 2/7/10*
vs. Kansas City 1/4/14
at New England 1/18/15
Opp: 17 vs. Kansas City 1/6/07
18 vs. New Orleans 2/7/10*
19 vs. Chicago 2/4/07*
vs. Baltimore 1/16/10
20 at Baltimore 1/13/07
at Denver 1/11/15

MOST ATTEMPTS BOTH TEAMS

97 vs. Oakland 12/24/77 (Colts 50, Raiders 47)
86 at Green Bay 12/26/65 (Colts 47, Packers 39)
84 at Pittsburgh 12/27/75 (Steelers 43, Colts 41)
71 at Miami 12/30/00 (Dolphins 48, Colts 23)

The Colts generated a team record 536 net yards against the Kansas City Chiefs in an AFC Wild Card contest on January 4, 2014. Andrew Luck threw for 443 yards and four touchdowns.

FEWEST ATTEMPTS BOTH TEAMS

37 vs. New Orleans 2/7/10* (Colts 19, Saints 18)
44 vs. Baltimore 1/16/10 (Colts 25, Ravens 19)
45 vs. Denver 1/9/05 (Colts 24, Broncos 21)
46 vs. Cincinnati 1/4/15 (Colts 21, Bengals 25)
47 at Pittsburgh 1/14/96 (Steelers 24, Colts 23)
48 vs. San Diego 1/13/08 (Chargers 30, Colts 18)
vs. Denver 1/11/15 (Broncos 20, Colts 28)

TOTAL PLAYS

MOST PLAYS

Colts: 87 at Baltimore 1/6/13
83 at N.Y. Giants 12/28/58
82 vs. Oakland 12/24/77
81 vs. Chicago 2/4/07*
80 vs. Kansas City 1/6/07
vs. New England 1/21/07
Opp: 89 vs. Oakland 12/24/77
84 at Miami 12/30/00
81 at Green Bay 12/26/65
80 at San Diego 12/31/95
vs. Kansas City 1/4/14
76 at New England 1/18/15
75 vs. Minnesota 12/22/68

FEWEST PLAYS

Colts: 46 at N.Y. Jets 1/4/03
47 at Cleveland 12/27/64
52 at Pittsburgh 12/29/96
at New England 1/18/15
53 vs. Minnesota 12/22/68
vs. Pittsburgh 12/19/76
Opp: 45 at Miami 1/2/72
vs. Kansas City 1/6/07
46 vs. Cincinnati 12/26/70
48 vs. Chicago 2/4/07*
51 at Baltimore 1/13/07

MOST PLAYS BOTH TEAMS

171 vs. Oakland 12/24/77 (Raiders 89, Colts 82)
145 at New England 1/18/04 (Colts 76, Patriots 69)
145 vs. Kansas City 1/4/14 (Colts 65, Chiefs 80)
143 at Baltimore 1/6/13 (Colts 87, Ravens 56)
141 at Green Bay 12/26/65 (Packers 81, Colts 60)
139 at Miami 12/30/00 (Dolphins 84, Colts 55)
vs. New England 1/21/07 (Colts 80, Patriots 59)
at San Diego 1/3/09 (Chargers 74, Colts 65)
at Denver 1/11/15 (Colts 71, Broncos 68)

FEWEST PLAYS BOTH TEAMS

107 at Cleveland 12/27/64 (Browns 60, Colts 47)
112 vs. Cincinnati 12/26/70 (Colts 66, Bengals 46)
vs. Denver 1/4/04 (Broncos 58, Colts 54)
113 at Miami 1/2/72 (Colts 68, Dolphins 45)
115 vs. Dallas 1/17/71* (Cowboys 59, Colts 56)
115 at N.Y. Jets 1/4/03 (Jets 69, Colts 46)

PASSING

MOST YARDS

Colts: 458 vs. Denver 1/9/05
436 vs. Kansas City 1/4/14
402 vs. San Diego 1/13/08
394 vs. Denver 1/4/04
377 vs. N.Y. Jets 1/24/10
368 vs. Cincinnati 1/4/15
349 at N.Y. Giants 12/28/58
vs. New England 1/21/07
Opp: 345 vs. Oakland 12/24/77
363 vs. Kansas City 1/4/14
312 vs. San Diego 1/13/08
308 vs. Pittsburgh 12/19/76
302 vs. N.Y. Jets 1/24/10
288 vs. New Orleans 2/7/10*

FEWEST YARDS

Colts: 40 at Green Bay 12/26/65
95 at Cleveland 12/27/64
100 at Pittsburgh 12/27/75
112 at Kansas City 1/7/96
126 at New England 1/18/15
137 at N.Y. Jets 1/4/03
Opp: 93 vs. Cincinnati 12/26/70
103 at Pittsburgh 12/27/75
107 vs. Kansas City 1/6/07
112 vs. Tennessee 1/16/00

MOST YARDS BOTH TEAMS

799 vs. Kansas City 1/4/14 (Colts 436, Chiefs 363)
742 vs. Denver 1/9/05 (Colts 458, Broncos 284)
714 vs. San Diego 1/13/08 (Colts 402, Chargers 312)
679 vs. N.Y. Jets 1/24/10 (Colts 377, Jets 302)
621 vs. New Orleans 2/7/10* (Colts 333, Saints 288)
606 at New England 1/18/15 (Colts 209, Patriots 397)
581 vs. New England 1/21/07 (Colts 349, Patriots 232)

FEWEST YARDS BOTH TEAMS

203 at Pittsburgh 12/27/75 (Steelers 103, Colts 100)
238 vs. Cincinnati 12/26/70 (Colts 145, Bengals 93)
264 at Kansas City 1/7/96 (Chiefs 152, Colts 112)

FEWEST YARDS BOTH TEAMS cont...

274 at Cleveland 12/26/71 (Colts 143, Browns 131)

MOST ATTEMPTS

Colts: 54 at Baltimore 1/6/13
48 vs. San Diego 1/13/08
47 at New England 1/18/04
vs. New England 1/21/07
45 vs. New Orleans 2/7/10*
vs. Kansas City 1/4/14
44 vs. Baltimore 1/16/10
44 vs. Cincinnati 1/4/15
Opp: 47 at San Diego 12/31/95
46 vs. Kansas City 1/4/14
at Denver 1/11/15
44 vs. Minnesota 12/22/68
41 at Green Bay 12/26/65
at Pittsburgh 1/14/96
40 vs. Oakland 12/24/77

FEWEST ATTEMPTS

Colts: 12 at Green Bay 12/26/65
17 vs. Cincinnati 12/26/70
20 at Cleveland 12/27/64
21 at Cleveland 12/26/71
Opp: 8 at Miami 1/2/72
13 at Pittsburgh 12/27/75
18 at N.Y. Giants 12/28/58
at Cleveland 12/27/64
21 vs. Oakland 1/3/71

MOST ATTEMPTS BOTH TEAMS

91 vs. Kansas City 1/4/14 (Colts 45, Chiefs 46)
89 at Denver 1/11/15 (Colts 43, Broncos 46)
84 at New England 1/18/04 (Colts 47, Patriots 37)
vs. New Orleans 2/7/10* (Colts 45, Saints 39)
81 vs. New England 1/21/07 (Colts 47, Patriots 34)
79 vs. Baltimore 1/16/10 (Colts 44, Ravens 35)
vs. Cincinnati 1/4/15 (Colts 44, Bengals 35)
78 at San Diego 1/3/09 (Colts 42, Chargers 36)
77 at Baltimore 1/6/13 (Colts 54, Ravens 23)

FEWEST ATTEMPTS BOTH TEAMS

35 at Pittsburgh 12/27/75 (Colts 22, Steelers 13)
38 at Cleveland 12/27/64 (Colts 20, Browns 18)
vs. Cincinnati 12/26/70 (Bengals 21, Colts 17)
44 at Miami 1/2/72 (Colts 36, Dolphins 8)
48 (2 times) Last: at Cleveland 12/26/71 (Browns 27, Colts 21)

MOST COMPLETIONS
Colts: 33 vs. San Diego 1/13/08
31 vs. Kansas City 1/6/07
vs. New Orleans 2/7/10*
vs. Cincinnati 1/4/15
30 vs. Baltimore 1/16/10
29 vs. Kansas City 1/4/14
28 at Baltimore 1/6/13
27 vs. Denver 1/9/05
at New England 1/16/05
vs. New England 1/21/07
at Denver 1/11/15
Opp: 32 vs. New Orleans 2/7/10*
30 vs. Kansas City 1/4/14
26 vs. Minnesota 12/22/68
at Denver 1/11/15
25 at Pittsburgh 1/14/96
24 vs. Denver 1/9/05

FEWEST COMPLETIONS
Colts: 5 at Green Bay 12/26/65
6 vs. Cincinnati 12/26/70
8 at Pittsburgh 12/27/75
11 (4 times) Last: vs. Pittsburgh 12/19/76
Opp: 4 at Miami 1/2/72
8 vs. Cincinnati 12/26/70
at Pittsburgh 12/27/75
11 at Cleveland 12/27/64

MOST COMPLETIONS BOTH TEAMS
63 vs. New Orleans 2/7/10* (Saints 32, Colts 31)
59 vs. Kansas City 1/4/14 (Colts 29, Chiefs 30)
53 at Denver 1/11/15 (Colts 27, Broncos 26)
51 vs. Denver 1/9/05 (Colts 27, Broncos 24)
51 at Baltimore 1/6/13 (Colts 28, Ravens 23)
50 vs. San Diego 1/13/08 (Colts 33, Chargers 17)
vs. Baltimore 1/16/10 (Colts 30, Ravens 20)
49 vs. Denver 1/4/04 (Colts 26, Broncos 23)
vs. Cincinnati 1/4/15 (Colts 31, Bengals 18)

FEWEST COMPLETIONS BOTH TEAMS
14 vs. Cincinnati 12/26/70 (Bengals 8, Colts 6)
16 at Pittsburgh 12/27/75 (Colts 8, Steelers 8)
22 vs. Dallas 1/9/66# (Cowboys 15, Colts 7)
23 at Cleveland 12/27/64 (Colts 12, Browns 11)
vs. Dallas 1/17/71* (Cowboys 12, Colts 11)

MOST TOUCHDOWNS
Colts: 5 vs. Denver 1/4/04
4 vs. Denver 1/9/05
vs. Kansas City 1/4/14
3 at Kansas City 1/11/04
vs. San Diego 1/13/08
vs. N.Y. Jets 1/24/10

MOST TOUCHDOWNS cont...
Opp: 4 vs. Kansas City 1/4/14
3 (6 times) Last: at New England 1/18/15

MOST TIMES SACKED
Colts: 6/50 vs. Oakland 12/24/77
5/45 vs. Pittsburgh 12/19/76
5/43 vs. Pittsburgh 1/15/06
5/28 at Pittsburgh 12/27/75
4/35 at N.Y. Giants 12/28/58
vs. Minnesota 12/22/68
at Pittsburgh 12/29/96
Opp: 5/48 vs. Oakland 1/3/71
5/35 at Cleveland 12/26/71
4/34 at Cleveland 12/29/68
4/27 at San Diego 1/3/09
4/25 vs. Kansas City 1/6/07
3 (8 times) Last: at New England 1/16/05

MOST YARDS LOST ATTEMPTING TO PASS
Colts: 57 vs. N.Y. Giants 12/28/58
50 vs. Oakland 12/24/77
45 vs. Pittsburgh 12/19/76
43 vs. Pittsburgh 1/15/06
Opp: 48 vs. Oakland 1/3/71
45 vs. N.Y. Giants 12/27/59
35 at Cleveland 12/26/71
34 at Cleveland 12/29/68

MOST INTERCEPTIONS
Colts: 4 vs. N.Y. Jets 1/12/69*
at New England 1/18/04
at New England 1/11/14
3 vs. Dallas 1/17/71*
at Miami 1/2/72
vs. Kansas City 1/6/07
vs. Kansas City 1/4/14
Opp: 4 at San Diego 12/31/95
3 (6 times) Last: at Miami 12/30/00

MOST
Colts: 13 vs. Oakland 12/24/77
9 at Pittsburgh 12/27/75
8 at Green Bay 12/26/65
at Pittsburgh 12/29/96
6 (10 times) Last: vs. Baltimore 1/16/10
Opp: 9 vs. Dallas 1/17/71*
8 vs. Cincinnati 12/26/70
vs. Oakland 12/24/77
vs. Cincinnati 1/4/15
6 (8 times) Last: at Denver 1/11/15

FEWEST
Colts: 0 vs. Denver 1/4/04
at Kansas City 1/11/04
1 at New England 1/18/04
vs. San Diego 1/13/08
vs. Kansas City 1/4/14
Opp: 0 at Kansas City 1/11/04
1 vs. Pittsburgh 12/19/76
at Cleveland 1/9/88

FEWEST cont...
2 (7 times) Last: vs. Kansas City 1/4/14

MOST YARDS
Colts: 438 vs. Oakland 12/24/77
361 at Pittsburgh 12/27/75
340 vs. Tennessee 1/16/00
339 at Pittsburgh 12/29/96
330 at Green Bay 12/26/65
Opp: 380 vs. Cincinnati 1/4/15
377 vs. Dallas 1/17/71*
374 vs. Oakland 12/24/77
316 at San Diego 1/3/09
314 vs. Kansas City 1/6/07
313 vs. Cincinnati 12/26/70

HIGHEST AVERAGE
Colts: 52.8 vs. New England 1/21/07
51.8 at New England 1/11/14
51.5 vs. Cincinnati 1/4/15
50.8 at N.Y. Giants 12/28/58
50.0 at Pittsburgh 1/14/96
49.6 at New England 1/18/15
49.0 vs. San Diego 1/13/08
48.6 vs. Tennessee 1/16/00
Opp: 59.0 vs. San Diego 1/13/08
52.7 at San Diego 1/3/09
52.3 vs. Kansas City 1/6/07
52.0 vs. Tennessee 1/16/00
51.4 vs. New England 1/21/07

PENALTIES

MOST
Colts: 10 at Denver 1/11/15
9 vs. Pittsburgh 1/15/06
at San Diego 1/3/09
vs. Cincinnati 1/4/15
8 vs. Oakland 12/24/77
7 vs. Pittsburgh 12/19/76
at Cleveland 1/9/88
vs. Tennessee 1/16/00
Opp: 12 vs. Pittsburgh 12/19/76
10 vs. Dallas 1/17/71*
vs. San Diego 1/13/08
9 vs. Tennessee 1/16/00
9 at Baltimore 1/6/13

FEWEST
Colts: 1 at Miami 12/30/00
at Kansas City 1/11/04
vs. N.Y. Jets 1/24/10
2 vs. Oakland 1/3/71
at Miami 1/2/72
at N.Y. Jets 1/4/03
vs. N.Y. Jets 1/8/11
3 (8 times) Last: at New England 1/18/15
Opp: 1 vs. Cincinnati 12/26/70
at Miami 1/2/72
2 (6 times) Last: at Denver 1/11/15
3 (9 times) Last: vs. N.Y. Jets 1/8/11

MOST BOTH TEAMS
19 vs. Pittsburgh 12/19/76 (Steelers 12, Colts 7)
16 vs. Tennessee 1/16/00 (Titans 9, Colts 7)

MOST BOTH TEAMS cont...

15 vs. Oakland 12/24/77 (Colts 8, Raiders 7)
vs. San Diego 1/13/08 (Chargers 10, Colts 5)
vs. Cincinnati 1/4/15 (Colts 9, Bengals 6)
14 vs. Dallas 1/17/71* (Cowboys 10, Colts 4)
14 at Baltimore 1/6/13 (Ravens 9, Colts 5)

FEWEST BOTH TEAMS

3 at Miami 1/2/72 (Colts 2, Dolphins 1)
4 vs. Oakland 1/3/71 (Colts 2, Raiders 2)
5 (5 times) Last: vs. N.Y. Jets 1/8/11 (Jets 3, Colts 2)

MOST YARDS

Colts: 82 vs. Oakland 12/24/77
75 at Cleveland 1/9/88
74 at San Diego 1/3/09
67 vs. Pittsburgh 1/15/06
at Denver 1/11/15
66 vs. Cincinnati 1/4/15
63 vs. Cincinnati 12/26/70
Opp: 133 vs. Dallas 1/17/71*
88 vs. Pittsburgh 12/19/76
79 vs. San Diego 1/13/08
78 vs. Tennessee 1/16/00
70 at Baltimore 1/6/13
65 vs. Oakland 12/24/77

FEWEST YARDS

Colts: 5 at Kansas City 1/11/04
vs. N.Y. Jets 1/24/10
10 vs. Oakland 1/3/71
at Miami 12/30/00
at N.Y. Jets 1/4/03
vs. N.Y. Jets 1/8/11
15 at N.Y. Giants 12/28/58
at Cleveland 12/29/68
Opp: 5 vs. Cincinnati 12/26/70
8 vs. Pittsburgh 1/15/06
at Denver 1/11/15
12 at Miami 1/2/72
13 vs. Kansas City 1/6/07
15 at New England 1/18/04
vs. N.Y. Jets 1/8/11
vs. Kansas City 1/4/14

MOST YARDS BOTH TEAMS

164 vs. Dallas 1/17/71* (Cowboys 133, Colts 31)
147 vs. Pittsburgh 12/19/76 (Steelers 88, Colts 59)
vs. Oakland 12/24/77 (Colts 82, Raiders 65)
138 vs. Tennessee 1/16/00 (Titans 78, Colts 60)
133 vs. San Diego 1/13/08 (Chargers 79, Colts 54)
114 at San Diego 1/3/09 (Colts 74, Chargers 40)

FEWEST YARDS BOTH TEAMS

25 vs. N.Y. Jets 1/8/11 (Jets 15, Colts 10)
30 vs. Oakland 1/3/71 (Raiders 20, Colts 10)
32 at Miami 1/2/72 (Colts 20, Dolphins 12)
34 vs. Kansas City 1/4/14 (Colts 19, Chiefs 15)
35 at Kansas City 1/11/04 (Chiefs 30, Colts 5)
at New England 1/18/04 (Colts 20, Patriots 15)

FUMBLES

MOST FUMBLES

Colts: 5 vs. Dallas 1/17/71* (5/4)
4 at Kansas City 1/7/96 (4/0)
3 vs. Denver 1/4/04 (3/1)
at New England 1/16/05 (3/2)
at Baltimore 1/13/07 (3/0)
Opp: 6 at N.Y. Giants 12/28/58 (6/4)
at Cleveland 12/26/71 (6/2)
4 vs. Oakland 12/24/77 (4/2)
vs. Chicago 2/4/07* (4/3)
3 at Green Bay 12/26/65 (3/2)
at Pittsburgh 12/27/75 (3/2)
vs. Baltimore 1/16/10 (3/2)
at New England 1/11/14 (3/0)

MOST FUMBLES LOST

Colts: 4 vs. Dallas 1/17/71* (5/4)
2 (5 times) Last: vs. Chicago 2/4/07* (2/2)
Opp: 4 at N.Y. Giants 12/28/58 (6/4)
3 vs. Chicago 2/4/07* (4/3)
2 (8 times) Last: at Baltimore 1/6/13 (2/2)

FEWEST FUMBLES

Colts: 0 (12 times) Last: at Denver 1/11/15
1 (16 times) Last: at New England 1/18/15
Opp: 0 (8 times) Last: vs. New Orleans 2/7/10*
1 (20 times) Last: vs. at New England 1/18/15

FEWEST FUMBLES LOST

Colts: 0 (25 times) Last: at New England 1/18/15
1 (15 times) Last: vs. Cincinnati 1/4/15
Opp: 0 (19 times) Last: at New England 1/18/15
1 (18 times) Last: at Denver 1/11/15

MOST FUMBLES BOTH TEAMS

8 at N.Y. Giants 12/28/58 (Giants 6, Colts 2)
at Cleveland 12/26/71 (Browns 6, Colts 2)
6 vs. Dallas 1/17/71* (Colts 5, Cowboys 1)

MOST FUMBLES BOTH TEAMS cont...

vs. Chicago 2/4/07* (Bears 4, Colts 2)
5 (3 times) Last: at Baltimore 1/13/07

FEWEST FUMBLES BOTH TEAMS

0 at Miami 12/30/00
vs. New Orleans 2/7/10*
1 (11 times) Last: at New England 1/18/15 (Colts 1)
2 (9 times) Last: vs. N.Y. Jets 1/24/10 (Colts 2)

MOST FUMBLES LOST BOTH TEAMS

6 at N.Y. Giants 12/28/58 (Giants 4, Colts 2)
5 vs. Dallas 1/17/71* (Colts 4, Cowboys 1)
vs. Chicago 2/4/07* (Bears 3, Colts 2)
4 at Cleveland 12/26/71 (Colts 2, Browns 2)
3 (4 times) Last: at Baltimore 1/6/13 (Ravens 2, Colts 1)

FEWEST FUMBLES LOST BOTH TEAMS

0 (14 times) Last: at New England 1/18/15
1 (12 times) Last: at Denver 1/11/15 (Broncos 1)

RECORDS

100-YARD RUSHING GAMES (177)

Date	Player	No-Yds
10/15/00	James at Sea.	38-219
11/21/04	James at Chi.	23-204
9/19/71	Bulaich vs. NYJ	22-198
2/27/87	Dickerson vs. TB	33-196
9/25/55	Ameche vs. Chi.	15-194
11/29/98	Faulk at Balt.	17-192
10/28/56	Moore vs. GB	13-185
11/30/75	Mitchell vs. KC	26-178
10/1/95	Faulk vs. St.L Rams	19-177
12/16/01	Rhodes vs. Atl.	29-177
9/22/85	Wonsley vs. Det.	27-170
12/28/03	James at Hou.	27-171
11/26/06	Addai vs. Phil.	24-171
10/23/88	Dickerson at SD	30-169
12/4/88	Dickerson at Mia.	31-169
12/18/88	Dickerson vs. Buf.	36-166
12/21/86	Bentley at Raid.	25-162
11/25/56	Ameche vs. LA Rams	20-162
12/18/11	Brown vs. Ten.	16-161
10/11/87	Banks vs. NYJ	25-159
10/31/88	Dickerson vs. Den.	21-159
10/20/74	Mitchell at NYJ	40-156
11/15/87	Dickerson at Mia.	30-154
10/1/55	Ameche vs. Det.	21-153
11/21/99	James at Phil.	22-152
10/22/89	Dickerson at Cin.	31-152
11/17/74	Mitchell at Atl.	33-151
12/31/95*	Crockett at SD	13-147
9/6/81	McMillan at NE	16-146
11/1/87	Bentley at NYJ	29-145
11/25/90	Dickerson at Cin.	22-143
9/4/94	Faulk at Hou.	23-143
10/21/01	James vs. NE	30-143
10/17/05	James vs. St.L Rams	23-143
11/16/58	Ameche at Chi.	26-142
12/16/73	Mitchell vs. NE	34-142
10/9/77	Mitchell vs. Mia.	17-142
9/9/04	James at NE	30-142
1/6/02	Rhodes vs. Den.	31-141
10/29/00	James vs. Det.	31-139
10/23/05	James at Hou.	21-139
11/8/87	Dickerson vs. SD	35-138
9/15/02	James vs. Mia.	30-138
12/10/89	Dickerson vs. Cle.	26-137
11/22/53	Taliaferro vs. LA Rams	16-136
10/19/58	Moore at Det.	12-136
11/1/76	Mitchell vs. Hou.	28-136
11/29/87	Dickerson vs. Hou.	27-136
10/10/04	James vs. Oak.	32-136
9/30/07	Addai vs. Den.	19-136
9/9/01	James at NYJ	28-135
9/30/73	Mitchell vs. NO	22-133
12/9/97	Faulk at NYJ	23-133
11/19/89	Dickerson vs. NYJ	31-131
11/12/00	James vs. NYJ	31-131
12/6/81	Dickey vs. Dal.	15-130
12/5/99	James at Mia.	23-130
12/4/94	Faulk at Sea.	27-129
12/19/10	Brown vs. Jax.	14-129
12/24/00	James vs. Minn.	26-128
9/18/05	James vs. Jax.	27-128
10/17/10	Addai at Was.	17-128
9/13/98	Faulk at NE	29-127
11/16/03	James vs. NYJ	36-127
11/8/64	Lorick at Chi.	14-126
10/29/78	Washington at Mia.	20-126
10/27/85	McMillan vs. GB	24-126
12/23/01	Rhodes vs. NYJ	17-126
12/14/03	James vs. Atl.	20-126
9/25/88	Dickerson vs. Mia.	30-125
1/11/04*	James at KC	26-125
9/3/00	James at KC	28-124
10/22/00	James vs. NE	20-124
9/19/04	James at Ten.	21-124
11/28/05	James vs. Pit.	29-124
12/4/83	Dickey vs. NYJ	18-123
11/8/04	James vs. Minn.	26-123
11/13/54	Taseff vs. GB@M	15-122
11/26/61	Moore at Was.	6-122
11/13/05	James vs. Hou.	26-122
1/6/07*	Addai vs. KC	25-122
9/16/84	Dickey vs. St.L Cards.	23-121
10/7/07	Keith vs. TB	28-121
11/11/56	Moore at Cle.	11-120
11/22/59	Ameche vs. SF	25-120
12/15/63	Matte vs. LA Rams	13-120
9/14/03	James vs. Ten.	30-120
12/7/75	Mitchell at NYG	23-119
10/16/60	Moore vs. LA Rams	9-118
10/2/88	Dickerson at NE	29-118
9/19/99	James at NE	32-118
11/26/00	James vs. Mia.	26-118
9/6/07	Addai vs. NO	23-118
11/7/53	Huzvar at Det.	19-117
10/29/55	Ameche vs. GB	22-117
11/2/69	Matte vs. Was.	21-117
11/22/87	Dickerson at NE	27-117
9/19/88	Dickerson at Cle.	22-117
12/16/90	Dickerson at NYJ	28-117
12/1/91	Dickerson vs. Cle.	16-117
10/31/99	James vs. Dal.	27-117
1/12/69*	Matte vs NYJ	11-116
12/26/70*	Bulaich vs. Cin.	25-116
9/17/89	Dickerson at LA Rams	21-116
11/16/97	Faulk vs. GB	17-116
10/14/01	James vs. Oak.	26-116
9/26/76	Mitchell at Dal.	27-115
9/20/81	Dickey at Den.	12-115
12/20/87	Dickerson at SD	23-115
12/13/98	Faulk vs. Cin.	26-115
11/30/58	Moore vs. SF	8-114
9/18/77	Mitchell at Sea.	32-114
9/30/84	McMillan vs. Buf.	16-114
11/10/02	Mungro at Phil.	28-114
10/10/93	Potts vs. Dal.	18-113
2/4/07*	Rhodes vs. Chi.	21-113
10/22/72	McCauley at NYJ	26-112
11/9/75	Mitchell at Buf.	27-112
10/6/85	McMillan vs. Buf.	20-112
9/12/99	James vs. Buf.	26-112
12/17/00	James at Mia.	32-112
11/4/07	Addai vs. N.E.	26-112
11/7/77	Mitchell vs. Was.	29-111
10/17/99	James at NYJ	26-111
12/11/00	James vs. Buf.	27-111
9/23/01	James vs. Buf.	23-111
9/25/66	Lorick vs. SF	18-110
11/19/67	Matte vs. Det.	17-110
12/18/83	Dickey vs. Hou.	23-110
12/30/90	Dickerson at Mia.	20-110
10/30/94	Faulk vs. NYJ	24-110
11/9/97	Faulk vs. Cin.	18-110
9/30/73	McCauley vs. NO	20-109
10/30/83	McMillan at Phil.	19-109
9/4/88	Dickerson vs. Hou.	24-109
11/17/99	James vs. KC	20-109
11/11/56	Ameche at Cle.	18-108
10/17/71	Bulaich at NYG	15-108
12/15/85	McMillan at TB	13-108
11/14/99	James at NYG	16-108
11/23/03	James at Buf.	28-108
9/25/05	James vs. Cle.	27-108
10/12/75	Mitchell vs. Buf.	19-107
12/17/89	Dickerson vs. Mia.	21-107
12/30/00*	James at Mia.	21-107
12/4/05	James vs. Ten.	28-107
9/17/61	Perry vs. LA Rams	18-106
11/23/75	Mitchell at Mia.	26-106
9/19/76	Mitchell vs. Cin.	27-106
11/4/79	Washington vs. Cin.	22-106
9/10/89	Dickerson vs. SF	19-106
11/17/02	James vs. Dal.	24-106
11/5/61	Perry vs. GB	21-105
11/25/04	James at Det.	23-105
12/5/04	James vs. Ten.	18-105
10/9/05	James at SF	21-105
11/16/08	Addai vs. Hou.	22-105
12/16/12	Ballard at Hou.	18-105
12/9/73	Mitchell vs. Mia.	35-104
9/11/94	Faulk at TB	18-104
11/25/01	Rhodes vs. SF	27-104
10/26/03	James vs. Hou.	23-104
12/12/04	James at Hou.	28-104
11/7/05	James at NE	34-104
10/18/98	Faulk at SF	17-103
12/26/99	James at Cle.	28-103
11/23/80	Dickey at NE	16-102
12/21/97	Faulk at Minn.	23-102
10/25/01	James at KC	27-102
12/5/96	Faulk vs. Phil.	16-101
12/12/99	James vs. NE	20-101
11/12/61	Perry at Minn.	19-100
10/6/85	Bentley vs. Buf.	17-100
1/2/94	Potts vs. Buf.	14-100
11/4/01	Rhodes at Buf.	24-100
12/24/06	Addai at Hou.	15-100
10/28/07	Addai at Car.	23-100

*Postseason Game

LEADERS: Edgerrin James, 51; Eric Dickerson, 24; Lydell Mitchell, 16; Marshall Faulk, 14; Joseph Addai, 9; Alan Ameche, 7; Curtis Dickey, 6; Randy McMillan, 6; Lenny Moore, 6; Dominic Rhodes, 6; Tom Matte, 4; Albert Bentley, 3; Norm Bulaich, 3; Joe Perry, 3; Donald Brown, 2; Tony Lorick, 2; Don McCauley, 2; Roosevelt Potts, 2; Joe Washington, 2; Vick Ballard, 1; Chuck Banks, 1; Zack Crockett, 1; John Huzvar, 1; Kenton Keith, 1; James Mungro, 1; George Taliaferro, 1; Carl Taseff, 1; George Wonsley, 1.

AGAINST OPPONENT: Jets, 16; Dolphins, 14; Patriots, 13; Bills, 12; Titans, 10; Rams, 8; Texans, 8; Bengals, 7; Browns, 7; Lions, 7; 49ers, 7; Chiefs, 6; Packers, 6; Bears, 5; Cowboys, 5; Eagles, 5; Broncos, 4; Buccaneers, 4; Chargers, 4; Redskins, 4; Vikings, 4; Falcons, 3; Giants, 3; Raiders, 3; Saints, 3; Seahawks, 3; Jaguars, 2; Cardinals, 1; Panthers, 1; Ravens, 1; Steelers, 1.

TWO 100-YARD RUSHERS: Moore (120), Ameche (108) at Cle. 11/11/56; Mitchell (133), McCauley (109) vs. NO 9/30/73; McMillan (112), Bentley (100) vs. Buf. 10/6/85: **Total: 3**

300-YARD PASSING GAMES (151)

Date		Player	C-A-YDS-TD-IN
10/31/04	472	Manning at KC	25-44-472-5-1
1/9/05	*458	Manning vs. Den.	27-33-458-4-1
1/4/14	*443	Luck vs. KC	29-45-443-4-3
9/25/00	440	Manning vs. Jax.	23-36-440-4-0
9/12/10	433	Manning at Hou.	40-57-433-3-0
11/4/12	433	Luck vs. Mia.	30-48-433-2-0
12/5/04	425	Manning vs. Ten.	25-33-425-3-2
9/23/01	421	Manning vs. Buf.	23-29-421-4-2
9/26/99	404	Manning at SD	29-54-404-2-1
1/13/07	*402	Manning vs. SD	33-48-402-3-2
9/17/67	401	Unitas vs. Atl.	23-32-401-2-1
11/16/03	401	Manning vs. NYJ	27-36-401-1-0
9/17/06	400	Manning vs. Hou.	26-38-400-3-0
10/26/14	400	Luck at Pit.	26-45-400-3-2
11/1/59	397	Unitas vs. Cle.	23-41-397-4-3
11/21/10	396	Manning at NE	38-52-396-4-3
9/26/04	393	Manning vs. GB	28-40-393-5-0
9/28/14	393	Luck vs. Ten	29-41-393-4-1
12/2/12	391	Luck at Det.	24-54-391-4-3
10/6/03	386	Manning at TB	34-47-386-2-1
12/16/62	385	Unitas vs. Minn.	19-34-385-4-2
12/15/74	385	Jones vs. NYJ	36-53-385-4-4
12/26/04	383	Manning vs. SD	27-44-383-2-1
9/27/09	379	Manning at Ari.	24-35-379-4-1
1/4/04	*377	Manning vs. Den.	22-26-377-5-0
1/24/10	*377	Manning vs. NYJ	26-39-377-3-0
11/10/63	376	Unitas vs. Det.	17-24-376-2-1
9/24/72	376	Unitas vs. NYJ	26-45-376-2-0
11/7/93	376	George at Was.	37-59-376-3-1
1/4/15	*376	Luck vs. Cin.	31-44-376-1-0
11/12/67	370	Unitas at Atl.	17-20-370-4-0
11/25/01	370	Manning vs. SF	31-51-370-1-4
9/7/14	370	Luck at Den.	35-53-370-2-2
9/21/14	370	Luck at Jax.	31-39-370-4-0
10/9/14	370	Luck at Hou.	25-44-370-3-1
11/30/14	370	Luck vs. Was.	19-27-370-5-1
10/24/04	368	Manning at Jax.	27-39-368-3-0
12/8/62	367	Unitas vs. Was.	25-36-367-4-1
9/10/00	367	Manning vs. Oak.	33-48-367-3-2
12/22/02	365	Manning vs. NYG	30-46-365-3-2
11/20/05	365	Manning at Cin.	24-40-365-3-1
12/5/10	365	Manning vs. Dal.	36-48-365-2-4
12/18/08	364	Manning at Jax.	29-34-364-3-0
10/7/12	362	Luck vs. GB	31-55-362-2-1
11/16/86	359	Trudeau at NYJ	27-57-359-1-4
12/4/60	357	Unitas vs. Det.	22-40-357-2-3
9/27/81	357	Jones vs. Mia.	20-27-357-3-1
11/29/98	357	Manning at Balt.	27-42-357-3-1
11/26/60	356	Unitas vs. SF	16-30-356-3-5
11/3/14	354	Luck at NYG	25-46-354-4-0
12/1/63	355	Unitas at Was.	24-37-355-3-1
10/1/67	353	Unitas vs. SF	22-37-353-2-0
10/4/09	353	Manning vs. Sea.	31-41-353-2-1
12/4/11	353	Orlovsky at NE	30-37-353-2-1
11/10/13	353	Luck vs. Stl.	29-47-353-1-3
10/3/10	352	Manning at Jax.	33-46-352-2-1
12/3/06	351	Manning at Ten.	21-28-351-1-2
12/28/58	*349	Unitas at NYG	26-40-349-1-1
1/21/07	*349	Manning vs.NE	27-47-349-1-1
12/19/70	348	Morrall vs. NYJ	18-33-348-4-1
9/22/91	348	George vs. Det.	29-40-348-2-1
11/9/03	347	Manning at Jax.	28-45-347-2-2
11/1/09	347	Manning vs. SF	31-48-347-0-0
10/29/06	345	Manning at Den.	32-39-345-3-0
12/8/63	344	Unitas vs. Minn.	17-22-344-3-0
10/19/14	344	Luck vs. Cin.	27-42-344-2-0
11/6/66	342	Unitas vs. Was.	22-31-342-3-2
10/22/06	342	Manning vs. Was.	25-35-342-4-0
12/18/77	340	Jones vs. NE	19-30-340-3-0
11/16/97	340	Justin vs. GB	24-30-340-1-0
12/17/66	339	Unitas at SF	20-30-339-4-1
12/3/00	339	Manning at NYJ	27-51-339-2-2
11/29/92	337	Trudeau vs. Buf.	26-41-337-0-1
12/18/05	336	Manning vs. SD	26-45-336-1-2
12/20/98	335	Manning at Sea.	23-39-335-1-1
10/21/01	335	Manning vs. NE	22-34-335-1-0
10/8/00	334	Manning at NE	31-54-334-1-3
11/18/12	334	Luck at NE	27-50-334-2-3
2/7/10	*333	Manning vs. NO	31-45-333-1-1
10/25/15	333	Luck vs. NO	23-44-333-3-2
1/11/14	*331	Luck at NE	20-41-331-2-4
11/15/92	330	George vs. NE	18-35-330-2-3
1/2/94	330	George vs. Buf.	30-48-330-1-0
9/30/90	329	Trudeau at Phil.	19-40-329-3-1
12/20/92	328	George vs. Pho.	25-41-328-1-1
11/11/07	328	Manning at SD	34-56-328-2-6
11/3/02	327	Manning vs. Ten.	37-50-327-2-1
11/15/09	327	Manning vs. NE	28-44-327-4-2
11/5/06	326	Manning at NE	20-36-326-2-1
12/8/13	326	Luck at Cin.	29-46-326-4-0
12/16/01	325	Manning vs. Atl.	23-35-325-3-1
9/26/10	325	Manning at Den.	27-43-325-3-0
11/15/59	324	Unitas vs. GB@M	19-33-324-3-0
11/6/60	324	Unitas vs. GB	20-29-324-4-1
10/31/65	324	Unitas at SF	23-34-324-4-0
12/11/05	324	Manning at Jax.	24-36-324-2-0
12/15/63	323	Unitas vs. LA Rams	21-37-323-1-0
11/20/77	322	Jones vs. NYJ	23-36-322-2-1
11/7/05	321	Manning at NE	28-37-321-3-1
9/15/13	321	Luck vs. Mia.	25-43-321-1-1
11/14/04	320	Manning vs. Hou.	18-27-320-5-2
11/16/08	320	Manning vs. Hou.	30-46-320-2-0
10/10/65	319	Unitas vs. Det.	18-24-319-3-1
10/19/69	319	Unitas at NO	20-28-319-3-0
10/8/95	319	Harbaugh at Mia.	25-33-319-3-0
11/10/02	319	Manning at Phil.	18-23-319-3-0
12/9/10	319	Manning at Ten.	25-35-319-2-0
12/14/86	318	Hogeboom vs. Buf.	23-33-318-2-0
10/18/92	318	George vs. SD	27-39-318-2-2
12/14/08	318	Manning vs. Det.	28-37-318-1-0
11/8/09	318	Manning vs. Hou.	34-50-318-1-1
10/12/86	315	Trudeau vs. NO	24-44-315-2-1
11/29/15	315	Hasselbeck vs. TB	26-42-315-2-0
11/18/56	314	Unitas at Det.	17-30-314-0-1
12/16/61	314	Unitas at SF	19-34-314-3-0
9/28/03	314	Manning at NO	20-25-314-6-0
10/31/99	313	Manning vs. Dal.	22-34-313-1-0
12/10/06	313	Manning at Jax.	25-50-313-0-1
9/23/12	313	Luck vs. Jax.	22-46-313-2-1
10/21/90	312	Trudeau vs. Den.	24-39-312-2-1
9/16/07	312	Manning at Ten.	28-42-312-1-1
10/5/14	312	Luck vs. Bal.	32-49-312-1-2
10/18/15	312	Luck vs. NE	30-50-312-3-0
12/23/07	311	Manning vs. Hou.	28-35-311-3-0
9/14/08	311	Manning at Minn.	26-42-311-1-2
10/11/81	310	Jones vs. Cin.	22-30-310-1-2
11/30/97	310	Harbaugh at NE	22-41-310-2-0
12/2/01	310	Manning at Bal.	27-48-310-2-1
1/3/09	*310	Manning at SD	25-42-310-1-0
9/27/98	309	Manning vs. NO	19-32-309-1-3
10/11/09	309	Manning at Ten.	36-44-309-3-1
9/9/12	309	Luck at Chi.	23-45-309-1-3
12/17/09	308	Manning at Jax.	23-30-308-4-1
10/2/60	307	Unitas vs. Chi.	14-27-307-4-0
9/28/75	307	Jones vs. Raid.	21-43-307-1-1
10/17/10	307	Manning at Was.	25-38-307-2-0
11/9/75	306	Jones at Buf.	14-22-306-2-1
11/21/65	305	Unitas vs. Phil.	19-32-305-2-1
11/25/79	304	Landry vs. Mia.	25-42-304-3-1
10/21/02	304	Manning at Pit.	32-48-304-1-3
1/11/04	*304	Manning at KC	22-30-304-3-0
9/21/09	303	Manning at Mia.	14-23-303-2-0
11/16/14	303	Luck vs. NE	23-39-303-2-1
10/29/61	302	Unitas vs. Chi.	20-36-302-2-2
10/6/68	302	Morrall vs. Chi.	14-25-302-4-1
9/6/98	302	Manning vs. Mia.	21-37-302-1-3
11/5/00	302	Manning at Chi.	26-39-302-2-1
9/19/76	301	Jones vs. Cin.	14-29-301-3-3
9/1/91	301	George vs. NE	27-42-301-1-2
9/13/09	301	Manning vs. Jax.	28-38-301-1-1
10/26/69	300	Unitas vs. SF	19-37-300-2-3

*Postseason Game

LEADERS: Manning, 71; Unitas, 27; Luck, 24; Jones, 8; George, 7; Trudeau, 5; Harbaugh, 2; Morrall, 2; Hasselbeck, 1; Hogeboom, 1; Justin, 1; Landry, 1; Orlovsky, 1.

AGAINST OPPONENT: Patriots, 16; Jaguars, 11; 49ers, 8; Jets, 8; Chargers, 7; Dolphins, 7; Lions, 7; Redskins, 7; Texans, 7; Titans, 7; Bengals, 6; Broncos, 6; Saints, 6; Bears, 5; Bills, 5; Packers, 5; Chiefs, 3; Eagles, 3; Falcons, 3; Giants, 3; Ravens, 3; Vikings, 3; Buccaneers, 2; Cardinals, 2; Cowboys, 2; Raiders, 2; Rams, 2; Seahawks, 2; Steelers, 2; Browns, 1; Panthers, 0.

100-YARD RECEPTION GAMES (342)

Date	Player	No-Yds
11/10/57	Berry at Was.	12-224
1/4/14	*Hilton vs. KC	13-224
10/9/14	Hilton at Hou.	9-223
1/9/05	*Wayne vs. Den.	10-221
10/7/12	Wayne vs. GB	13-212
10/24/76	Carr at NYJ	5-210
11/7/93	Langhorne at Was.	12-203
12/5/10	Wayne vs. Dal.	14-200
9/19/76	Carr vs. Cin.	6-198
9/26/99	Harrison at SD	13-196
9/26/99	Harrison at SD	13-196
10/3/10	Wayne at Jax.	15-196
9/28/70	Hinton vs. KC	11-190
9/18/78	Carr at NE	6-187
10/23/60	Berry at Det.	11-186
9/24/67	Richardson at Phil.	11-184
9/26/04	Wayne vs. GB	11-184
9/21/09	Clark at Mia.	7-183
11/9/58	Moore at NYG	6-181
11/26/60	Berry vs. SF	9-181
12/8/57	Moore at SF	6-180
12/28/58	*Berry at NYG	12-178
11/16/86	Brooks at NYJ	9-177
10/6/03	Harrison at TB	11-176
11/11/01	Harrison vs. Mia.	9-174
12/15/02	Harrison at Cle.	9-172
12/3/06	Harrison at Ten.	7-172
9/26/10	Collie at Den.	12-171
12/11/83	Henry at Den.	8-169
11/29/59	Berry vs. LA Rams	7-168
9/23/01	Pathon vs. Buf.	9-168
10/28/07	Wayne at Car.	7-168
10/10/65	Orr vs. Det.	9-167
11/21/65	Moore vs. Phil.	7-163
11/15/92	Johnson vs. NE	7-163
9/12/10	Collie at Hou.	11-163
9/13/09	Wayne vs. Jax.	10-162
10/4/87	Murray at Buf.	7-161
9/23/68	Orr at Atl.	5-160
11/10/68	Orr at Det.	5-160
10/1/89	Brooks at NYJ	7-159
10/8/00	Harrison at NE	13-159
9/28/03	Harrison at NO	6-158
12/2/07	Wayne vs. Jax.	8-158
11/23/58	Moore vs. LA Rams	6-157
10/21/01	Harrison vs. NE	8-157
11/1/59	Berry vs. Cle.	11-156
9/8/96	Dilger at NYJ	7-156
10/24/99	Harrison vs. Cin.	8-156
10/22/00	Harrison vs. NE	5-156
11/18/56	Berry at Det.	6-155
10/29/61	Moore vs. Chi.	7-155
10/21/62	Orr at Chi.	7-155
12/29/13	Hilton vs. Jax.	11-155
10/26/14	Hilton at Pit.	6-155
11/29/98	Small at Balt.	9-153
12/5/04	Stokley vs. Ten.	8-153
10/21/90	Hester vs. Den.	8-152
1/24/10	*Garcon vs. NYJ	11-151
11/24/68	Richardson vs. Minn.	6-150
10/13/02	Harrison vs. Balt.	12-150
12/4/11	Garcon at NE	9-150
12/7/14	Hilton at Cle.	10-150
10/25/15	Hilton vs. NO	4-150
9/28/58	Berry vs. Det.	10-149
11/10/63	Berry vs. Det.	5-148
12/22/68	*Richardson vs. Minn.	6-148
9/25/00	Wilkins vs. Jax.	9-148
11/1/09	Wayne vs. SF	12-147
12/15/57	Berry at LA Rams	7-146
10/26/69	Orr vs. SF	8-146
9/13/87	Brooks vs. Cin.	6-146
9/23/01	Harrison vs. Buf.	7-146
10/3/11	Garcon at TB	2-146
10/4/64	Orr vs. Rams	5-145
9/27/81	Butler vs. Mia.	4-145
10/6/02	Harrison vs. Cin.	9-145
11/5/06	Harrison at NE	8-145
12/8/63	Mackey vs. Minn.	5-144
10/10/93	Dawkins vs. Dal.	8-144
9/15/02	Harrison vs. Mia.	11-144
1/4/04	*Stokley vs. Den.	4-144
11/16/14	Fleener vs. NE	7-144
10/1/61	Moore vs. Minn.	5-143
9/18/66	Mackey at Minn.	6-143
12/23/07	Wayne vs. Hou.	10-143
12/14/08	Clark vs. Det.	12-142
9/10/00	Harrison vs. Oak.	10-141
9/21/03	Wayne vs. Jax.	10-141
11/16/03	Harrison vs. NYJ	9-141
10/2/60	Moore vs. Chi.	4-140
11/11/07	Wayne at SD	10-140
10/6/13	Hilton vs. Sea.	5-140
11/26/60	Moore vs. SF	5-139
12/4/60	Moore vs. Det.	4-139
10/16/88	Brooks vs. TB	7-139
12/6/64	Orr vs. Det.	5-138
12/26/99	Harrison at Cle.	14-138
11/17/02	Harrison vs. Dal.	14-138
10/29/06	Wayne at Den.	10-138
11/6/60	Berry vs. GB	10-137
11/6/60	Moore vs. GB	8-137
11/10/02	Harrison at Phil.	6-137
12/11/05	Harrison at Jax.	6-137
1/21/07	*Clark vs. NE	6-137
9/14/08	Gonzalez at Minn.	9-137
11/12/72	Havrilak at SF	6-136
11/9/75	Carr at Buf.	2-136
12/6/09	Garcon vs. Ten.	6-136
12/10/89	Rison vs. Cle.	5-135
12/18/05	Harrison vs. SD	8-135
9/17/06	Wayne vs. Hou.	6-135
9/9/12	Wayne at Chi.	9-135
11/12/67	Perkins at Atl.	5-134
12/7/69	Hinton vs. Det.	5-134
10/15/00	Harrison at Sea.	7-134
12/9/07	Gonzalez at Balt.	6-134
11/30/14	Moncrief vs. Was.	3-134
12/8/62	Orr vs. Was.	6-133
12/7/80	Carr at Cin.	7-133
1/4/04	*Harrison vs. Den.	7-133
10/30/66	Mackey at LA Rams	5-132
11/14/04	Stokley vs. Hou.	5-132
12/17/09	Wayne at Jax.	5-132
12/13/15	Hilton at Jax.	4-132
12/16/62	Berry vs. Minn.	8-131
11/6/66	Berry vs. Was.	10-131
11/6/66	Orr vs. Was.	5-131
10/22/07	Wayne at Jax.	9-131
12/15/63	Berry vs. LA Rams	7-130
9/2/79	Washington at KC	13-130
11/10/13	Hilton vs. Stl.	7-130
10/29/89	Rison vs. NE	6-129
1/3/09	*Wayne at SD	4-129
12/23/56	Mutscheller vs. Was.	6-128
9/27/98	Faulk vs. NO	6-128
11/15/98	Harrison vs. NYJ	9-128
11/25/01	Harrison vs. SF	8-128
1/6/02	Harrison vs. Den.	9-128
12/22/02	Harrison vs. NYG	10-128
11/7/05	Harrison at NE	9-128
11/28/05	Harrison vs. Pit.	4-128
12/8/63	Berry vs. Minn.	8-127
10/23/94	Faulk vs. Was.	8-127
12/23/01	Harrison vs. NYJ	12-127
11/25/04	Harrison at Det.	12-127
9/17/06	Harrison vs. Hou.	7-127
11/30/14	Fleener vs. Was.	4-127
10/11/53	Taliaferro at Chi.	5-126
12/27/59	*Moore vs. NYG	3-126
9/17/67	Mackey vs. Atl.	8-126
11/17/68	Richardson vs. Stl.	5-126
11/18/01	Pollard at NO	3-126
9/27/09	Wayne at Ariz.	7-126
11/15/09	Wayne vs. NE	10-126
10/2/54	B. Young vs. NYG	2-125
12/12/65	Berry vs. GB	10-125
12/13/70	Jefferson at Buf.	5-125
11/7/76	L. Mitchell at SD	8-125
10/15/95	Dilger vs. SF	7-125
12/5/99	Harrison at Mia.	8-125
11/20/05	Clark at Cin.	6-125
10/9/11	Garcon at Cin.	5-125
12/3/67	Hawkins vs. Dal.	8-124
10/31/71	Perkins vs. Pit.	2-124
11/6/78	Carr vs. Was.	4-124
9/12/99	Green vs. Buf.	5-124
12/7/03	Harrison at Ten.	10-124
11/7/05	Wayne at NE	9-124
9/15/13	Hilton vs. Mia.	6-124
10/3/59	Berry vs. Chi.	8-123
11/8/64	Orr at Chi.	6-123
12/17/95	Dawkins vs. SD	6-123
12/26/04	Stokley vs. SD	7-123
1/24/10	*Collie vs. NYJ	7-123
12/8/62	Berry vs. Was.	11-122
12/18/77	Chester vs. NE	4-122
12/24/05	Stokley at Sea.	5-122
10/22/06	Wayne vs. Was.	7-122
11/27/11	Wayne vs. Car.	5-122
11/23/14	Hilton vs. Jax.	4-122
9/21/15	Moncrief vs. NYJ	7-122
11/11/79	Washington at Mia.	10-121
9/12/99	Harrison vs. Buf.	8-121
11/10/02	Wayne at Phil.	6-121
11/3/13	Hilton at Hou.	7-121
10/26/80	Carr vs. Stl.	9-120
11/30/97	Dawkins at NE	7-120
9/16/84	Porter vs. Stl.	4-120
12/20/98	Small at Sea.	3-120
11/1/98	Faulk vs. NE	9-119
10/12/03	Harrison vs. Car.	8-119
9/19/04	Wayne at Ten.	7-119
10/31/04	Harrison at KC	5-119
10/31/04	Wayne at KC	6-119
11/8/09	Clark vs. Hou.	14-119
9/28/14	Wayne vs. Ten.	7-119
10/4/58	Moore vs. Chi.	3-118
12/12/99	Harrison vs. NE	6-118
10/12/08	Wayne vs. Balt.	8-118
10/25/59	Berry vs. GB	10-117
12/4/60	Berry vs. Det.	10-117
12/19/99	Harrison vs. Was.	9-117
12/14/03	Harrison vs. Atl.	7-117
11/20/05	Wayne at Cin.	5-117
12/1/63	Matte at Was.	7-116
11/1/59	Moore vs. Cle.	5-115
12/5/59	Moore at SF	6-115
1/3/71	*Hinton vs. Oak.	5-115
9/24/72	Havrilak vs. NYJ	4-115
9/3/00	Harrison at KC	9-115
9/6/07	Wayne vs. NO	7-115
11/30/58	Berry vs. SF	9-114
9/24/72	Mitchell vs. NYJ	8-114
12/12/76	Carr vs. Buf.	4-114
12/13/81	Carr at Was.	6-114
11/4/07	Addai vs. NE	5-114
11/9/08	Wayne at Pit.	6-114
11/29/15	Moncrief vs. TB	8-114

100-YARD RECEPTION GAMES (342) CONT...

Date	Player	No-Yds
10/2/60	Berry vs. Chi.	7-113
10/19/69	Orr at NO	5-113
9/29/85	Butler at NYJ	4-113
9/10/06	Harrison at NYG	9-113
9/23/12	Hilton vs. Jax.	4-113
1/6/13	*Wayne at Balt.	9-113
10/26/14	Moncrief at Pit.	7-113
11/25/56	Mutscheller vs. LA Rams	5-112
10/15/61	Mutscheller at Chi.	4-112
11/27/77	McCauley at Den.	11-112
11/14/93	Langhorne vs. NYJ	8-112
10/24/04	Stokley vs. Jax.	7-112
1/9/05	*Clark vs. Den.	6-112
12/24/06	Harrison at Hou.	8-112
1/8/11	*Garcon vs. NYJ	5-112
12/1/63	Orr at Was.	7-111
10/10/71	Mitchell at Buf.	6-111
10/8/89	Brooks vs. Buf.	5-111
11/21/99	Wilkins at Phil.	4-111
12/26/04	Harrison vs. SD	6-111
11/19/06	Wayne at Dal.	7-111
9/16/12	Avery vs. Min.	9-111
12/30/12	Hilton vs. Hou.	4-111
11/4/62	Orr at SF	5-110
10/1/67	Perkins vs. SF	5-110
12/18/77	Doughty vs. NE	5-110
9/26/93	Hester vs. Cle.	7-110
9/22/02	Harrison at Hou.	8-110
9/26/04	Stokley vs. GB	8-110
12/10/06	Wayne at Jax.	8-110
10/21/56	Mutscheller at Chi.	5-109
11/8/59	Moore at Was.	4-109
10/21/73	Doughty at Det.	3-109
10/27/85	Bouza vs. GB	6-109
11/14/99	Harrison at NYG	6-109
10/29/00	Harrison vs. Det.	9-109
12/3/00	Wilkins at NYJ	7-109
12/24/00	Harrison vs. Minn.	12-109
10/2/05	Harrison at Ten.	9-109
10/12/58	Moore vs. GB@M	6-108
12/17/66	Orr at SF	4-108
9/14/80	Carr vs. Pit.	6-108
10/31/88	Brooks vs. Den.	3-108
11/19/89	Rison vs. NYJ	5-108
11/13/05	Harrison vs. Hou.	7-108
12/18/08	Wayne at Jax.	7-108
11/22/09	Garcon at Balt.	6-108
11/7/10	Tamme at Phil.	11-108
11/4/12	Avery vs. Mia.	5-108
10/20/57	Mutscheller at Det.	5-107
11/15/64	Moore vs. Minn.	3-107
11/24/02	Harrison at Den.	11-107
11/21/10	Wayne at NE	8-107
11/14/13	Fleener at Ten.	8-107
12/8/13	Rogers at Cin.	6-107
10/19/14	Hilton vs. Cin.	7-107
9/28/75	Doughty vs. Oak.	5-106
10/10/76	Chester vs. Mia.	5-106
11/17/91	Brooks vs. Chi.	7-106
11/29/92	Arbuckle vs. Buf.	9-106
12/5/96	Harrison vs. Phil.	6-106
11/21/04	Wayne at Chi.	6-106
12/5/04	Harrison vs. Ten.	4-106
12/9/10	Wayne at Ten.	4-106
9/11/11	Wayne at Hou.	7-106
12/22/11	Wayne vs. Hou.	8-106
10/31/54	Edwards at Was.	8-105
12/16/61	Orr at SF	4-105
11/17/68	Mackey vs. Stl.	5-105
9/23/73	Doughty vs. NYJ	5-105
10/26/75	M. Johnson at NYJ	3-105
11/23/86	Brooks at Hou.	7-105
9/22/91	Johnson vs. Det.	9-105
10/18/92	Hester vs. SD	8-105
10/1/94	Dawkins at Buf.	6-105
9/19/99	Harrison at NE	7-105
11/22/07	Gonzalez at Atl.	6-105
12/18/08	Clark at Jax.	8-105
9/28/14	Hilton vs. Ten.	6-105
11/13/60	Berry at Chi.	6-104
10/6/68	Mackey vs. Chi.	7-104
10/6/68	Orr vs. Chi.	2-104
10/27/85	Capers vs. GB	5-104
9/30/90	Bentley at Phil.	3-104
12/13/92	Cash at NYJ	7-104
12/22/02	Wayne vs. NYG	6-104
12/14/08	Wayne vs. Det.	7-104
11/8/59	Mutscheller at Was.	6-103
11/22/64	Mackey at LA Rams	4-103
12/15/96	Harrison at KC	6-103
9/25/00	Harrison vs. Jax.	2-103
12/8/02	Wayne at Ten.	5-103
1/6/07	*Clark vs. KC	9-103
10/17/10	Garcon at Was.	4-103
1/11/14	*Hilton at NE	4-103
1/4/15	*Hilton vs. Cin.	6-103
11/25/65	Mackey at Det.	5-102
12/15/74	Chester vs. NYJ	8-102
11/9/75	Doughty at Buf.	3-102
11/20/77	Chester vs. NYJ	5-102
9/6/98	Harrison vs. Mia.	5-102
11/22/98	Faulk at Buf.	8-102
11/14/04	Clark vs. Hou.	3-102
11/25/12	Wayne vs. Buf.	8-102
11/4/12	Hilton vs. Mia.	6-102
12/28/58	*Moore at NYG	6-101
10/15/78	Doughty vs. NYJ	7-101
11/26/89	Brooks vs. SD	8-101
11/19/95	Dawkins at NE	4-101
12/16/01	Pollard vs. Atl.	5-101
12/1/02	Harrison vs. Hou.	9-101
12/10/06	Harrison at Jax.	6-101
10/20/57	Moore at Det.	6-100
11/18/62	Orr at GB	5-100
10/24/65	Orr vs. LA Rams	5-100
10/31/71	Richardson vs. Pit.	4-100
11/10/91	Hester at NYJ	5-100
12/14/97	Dilger at NYJ	5-100
10/26/03	Harrison vs. Hou.	8-100
11/16/03	Clark vs. NYJ	5-100
11/18/12	Hilton at N.E.	6-100
12/2/12	Hilton at Det.	6-100
9/29/13	Wayne at Jax.	5-100

*Postseason Game

LEADERS: Marvin Harrison, 60; Reggie Wayne, 46; Raymond Berry, 24; T.Y. Hilton, 21; Lenny Moore, 19; Jimmy Orr, 18; Roger Carr, 10; Dallas Clark, 10; Bill Brooks, 9; John Mackey, 8; Pierre Garcon, 8; Brandon Stokley, 7; Glenn Doughty, 6; Jim Mutscheller, 6; Sean Dawkins, 5; Willie Richardson, 5; Raymond Chester, 4; Marshall Faulk, 4; Jessie Hester, 4; Donte Moncrief, 4; Austin Collie, 3; Ken Dilger, 3; Coby Fleener, 3; Anthony Gonzalez, 3; Eddie Hinton, 3; Ray Perkins, 3; Andre Rison, 3; Terrence Wilkins, 3; Donnie Avery, 2; Ray Butler, 2; Sam Havrilak, 2; Anthony Johnson, 2; Reggie Langhorne, 2; Tom Mitchell, 2; Marcus Pollard, 2; Torrance Small, 2; Joe Washington, 2; Joseph Addai, 1; Charles Arbuckle, 1; Albert Bentley, 1; Matt Bouza, 1; Wayne Capers, 1; Kerry Cash, 1; Dan Edwards, 1; E. G. Green, 1; Alex Hawkins, 1; Bernard Henry, 1; Roy Jefferson,1; Marshall Johnson,1; Tom Matte,1; Don McCauley,1; Lydell Mitchell,1; Walter Murray, 1; Jerome Pathon, 1; Tracy Porter, 1; Da'Rick Rogers, 1; George Taliaferro,1; Jacob Tamme, 1; Buddy Young, 1.

AGAINST OPPONENT: Jets, 25; Patriots, 24; Lions, 20; Redskins, 20; Jaguars, 19; Texans, 17; Bears, 16; Bills, 15; 49ers, 14; Titans, 13; Broncos, 12; Dolphins, 12; Packers, 11; Vikings, 11; Bengals, 10; Chargers, 10; Eagles, 10; Rams, 10; Chiefs, 9; Giants, 9; Browns, 7; Steelers, 7; Cowboys, 6; Falcons, 6; Ravens, 6; Saints, 6; Cardinals, 5; Buccaneers, 4; Seahawks, 4; Panthers, 3; Raiders, 3.

TWO 100-YARD RECEIVERS: Mutscheller (107), Moore (100) at Det. 10/20/57; Berry (178), Moore (101) at NYG 12/28/58*; Berry (156), Moore (115) vs. Cle. 11/1/59; Moore (109), Mutscheller (103) at Was. 11/8/59; Moore (140), Berry (113) vs. Chi. 10/2/60; Berry (137), Moore (137) vs. GB 11/6/60; Berry (181), Moore (139) vs. SF 11/26/60; Moore (139), Berry (117) vs. Det. 12/4/60; Orr (133), Berry (122) vs. Was. 12/8/62; Matte (116), Orr (111) at Was. 12/1/63; Mackey (144), Berry (127) vs. Min. 12/8/63; Berry (131), Orr (131) vs. Was. 11/6/66; Mackey (104), Orr (104) vs. Chi. 10/6/68; Richardson (126), Mackey (105) vs. St.L 11/17/68; Perkins (124), Richardson (100) vs. Pit. 10/31/71; Havrilak (115), T. Mitchell (114) vs. NYJ 9/24/72; Carr (136), Doughty (102) at Buf. 11/9/75; Chester (122), Doughty (110) vs. NE 12/18/77; Bouza (109), Capers (104) vs. GB 10/27/85; Green (124), Harrison (121) vs. Buf. 9/12/99; Wilkins (148), Harrison (103) vs. Jax. 9/25/00; Pathon (168), Harrison (146) vs. Buf. 9/23/01; Harrison (137), Wayne (121) at Phi. 11/10/02; Harrison (128), Wayne (104) vs. NYG 12/22/02; Wayne (141), Clark (100) vs. NYJ 11/16/03; Stokley (144), Harrison (133) vs. Den. 1/4/04*; Wayne (184), Stokley (110) vs. GB 9/26/04; Harrison (119), Wayne (119) at KC 10/31/04; Stokley (132), Clark (102) vs. Hou. 11/14/04; Stokley (153), Harrison (106) vs. Ten. 12/5/04; Stokley (123), Harrison (111) vs. SD 12/26/04; Wayne (221), Clark (112) vs. Den. 1/9/05*; Harrison (128), Wayne (124) at NE 11/7/05; Clark (125), Wayne (117) at Cin. 11/20/05; Wayne (135), Harrison (127) vs. Hou. 9/17/06; Wayne (110), Harrison (101) at Jax. 12/10/06; Clark (142), Wayne (104) vs. Det. 12/14/08; Wayne (108), Clark (105) at Jax. 12/18/08; Garcon (151), Collie (123) vs. NYJ 1/24/10*; Avery (108), Hilton (102) vs. Mia. 11/4/12, Wayne (119), Hilton (105), vs. Ten. 9/28/14; Hilton (155), Moncrief (113) at Pit. 10/26/14; Moncrief (134), Fleener (127) vs. Was. 11/30/14. **Total: 43**

10-PLUS RECEPTION GAMES (76)

Date	Player	No-Yds
10/3/10	Wayne at Jax.	15-196
12/26/99	Harrison at Cle.	14-138
11/17/02	Harrison vs. Dal.	14-138
11/8/09	Clark vs. Hou.	14-119
12/5/10	Wayne vs. Dal.	14-200
12/15/74	Mitchell vs. NYJ	13-82
9/2/79	Washington at KC	13-130
9/26/99	Harrison at SD	13-196
10/8/00	Harrison at NE	13-159
10/7/12	Wayne vs. GB	13-212
1/4/14	*Hilton vs. KC	13-224
11/10/57	Berry at Was.	12-224
12/28/58	*Berry at NYG	12-178
11/28/76	Mitchell vs. NYJ	12-64
11/7/93	Langhorne at Was.	12-203
12/24/00	Harrison vs. Minn.	12-109
12/23/01	Harrison vs. NYJ	12-127
10/13/02	Harrison vs. Balt.	12-150
11/25/04	Harrison at Det.	12-127
12/14/08	Clark vs. Det.	12-142
12/30/07	Wayne vs. Ten.	12-87
11/1/09	Wayne vs. SF	12-147
9/26/10	Collie at Den.	12-171
11/1/59	Berry vs. Cle.	11-156
10/23/60	Berry at Det.	11-186
12/8/62	Berry vs. Was.	11-122
12/29/13	Hilton vs. Jax.	11-155
9/24/67	Richardson at Phi.	11-184
9/28/70	Hinton vs. KC	11-190
11/10/74	Mitchell vs. Den.	11-90
11/27/77	McCauley at Den.	11-112
10/11/81	Dickey vs. Cin.	11-88
11/8/81	McMillan vs. NYJ	11-68
9/1/91	Johnson vs. NE	11-87
9/15/02	Harrison vs. Mia.	11-144
10/21/02	James at Pit.	11-82
11/3/02	Harrison vs. Ten.	11-99
11/24/02	Harrison at Den.	11-107
10/6/03	Harrison at TB	11-176
9/26/04	Wayne vs. GB	11-184
1/24/10	*Garcon vs. NYJ	11-151
9/12/10	Collie at Hou.	11-163
9/12/10	Clark at Hou.	11-80
11/7/10	Tamme at Phi.	11-108
11/7/10	Wayne at Phi.	11-83
9/28/58	Berry vs. Det.	10-149
10/25/59	Berry vs. GB	10-117
11/6/60	Berry vs. GB	10-137
12/4/60	Berry vs. Det.	10-117
12/12/65	Berry vs. GB	10-125
11/6/66	Berry vs. Was.	10-131
11/12/78	McCauley at Sea.	10-88
11/11/79	Washington at Mia.	10-121
11/18/79	McCauley at NE	10-80
12/2/79	Washington at NYJ	10-57
9/15/91	Johnson at LA Raiders	10-89
11/24/91	Brooks vs. GB@M	10-70
11/7/93	Johnson at Was.	10-83
12/1/96	Faulk vs. Buf.	10-78
9/10/00	Harrison vs. Oak.	10-141
12/22/02	Harrison vs. NYG	10-128
9/21/03	Wayne vs. Jax.	10-141
12/7/03	Harrison at Ten.	10-124
9/19/04	Harrison at Ten.	10-98
1/9/05	*Wayne vs. Den.	10-221
12/18/05	Wayne vs. SD	10-91
10/29/06	Wayne at Den.	10-138
2/4/07	*Addai vs. Chi.	10-66
11/11/07	Wayne at SD	10-140
12/23/07	Wayne vs. Hou.	10-143
9/7/08	Wayne vs. Chi.	10-86
9/13/09	Wayne vs. Jax.	10-162
10/11/09	Addai at Ten.	10-53
11/15/09	Wayne vs. NE	10-126
12/7/14	Hilton at Cle.	10-150
1/4/15	*Herron vs. Cin.	10-85

*Postseason Game

LEADERS: Marvin Harrison, 16; Reggie Wayne, 16; Raymond Berry 11; Dallas Clark, 3; T.Y. Hilton, 3; Anthony Johnson, 3; Don McCauley, 3; Lydell Mitchell, 3; Joe Washington, 3; Joseph Addai, 2; Austin Collie, 2; Bill Brooks, 1; Curtis Dickey, 1; Marshall Faulk, 1; Pierre Garcon, 1; Daniel Herron, 1; Eddie Hinton, 1; Edgerrin James, 1; Reggie Langhorne, 1; Randy McMillan, 1; Willie Richardson, 1; Jacob Tamme, 1.

TWO 10-PLUS RECEIVERS: Langhorne (12), Johnson (10) at Was. 11/7/93; Collie (11), Clark (11) at Hou. 9/12/10; Tamme (11), Wayne (11) at Phi. 11/7/10: **Total:3**

YEAR-BY-YEAR LEADERS

SCORING		TD	PAT	FG	TP
1953	Bert Rechichar	3	0-0	5-12	33
1954	Gary Kerkorian	1	11-12	5-10	32
1955	Bert Rechichar	0	25-26	10-24	55
1956	Lenny Moore	9	0-0	0-0	54
1957	Lenny Moore	11	0-0	0-0	66
1958	Lenny Moore	14	0-0	0-0	84
1959	Raymond Berry	14	0-0	0-0	84
1960	Lenny Moore	13	0-0	0-0	78
1961	Steve Myhra	0	33-34	21-39	96
1962	Dick Bielski	2	25-28	11-25	70
1963	Jim Martin	0	32-35	24-39	104
1964	Lenny Moore	20	0-0	0-0	120
1965	Lou Michaels	0	48-48	17-28	101
1966	Lou Michaels	0	35-36	21-39	98
1967	Lou Michaels	0	46-48	20-37	106
1968	Lou Michaels	0	48-50	18-28	102
1969	Tom Matte	13	0-0	0-0	78
1970	Jim O'Brien	0	36-38	19-34	93
1971	Jim O'Brien	0	35-36	20-29	95
1972	Jim O'Brien	2	24-24	13-31	75
1973	George Hunt	0	22-24	16-28	70
1974	Toni Linhart	0	22-22	12-20	58
1975	Lydell Mitchell	15	0-0	0-0	90
1976	Toni Linhart	0	49-51	20-27	109
1977	Toni Linhart	0	32-35	17-26	83
1978	Toni Linhart	0	27-31	8-17	51
1979	Steve Mike-Mayer	0	28-29	11-20	61
1980	Steve Mike-Mayer	0	43-46	12-23	79
1981	Curtis Dickey	10	0-0	0-0	60
1982	Mike Wood	0	6-6	6-10	24
1983	Raul Allegre	0	22-24	30-35	112
1984	Raul Allegre	0	14-14	11-18	47
1985	Raul Allegre	0	36-39	16-26	84
1986	Dean Biasucci	0	26-27	13-25	65
1987	Dean Biasucci	0	24-24	24-27	96
1988	Dean Biasucci	0	39-40	25-32	114
1989	Dean Biasucci	0	31-32	21-27	94
1990	Dean Biasucci	0	32-33	17-24	83
1991	Dean Biasucci	0	14-14	15-26	59
1992	Dean Biasucci	0	24-24	16-29	72
1993	Dean Biasucci	0	15-16	26-31	93
1994	Dean Biasucci	0	37-37	16-24	85
1995	Marshall Faulk	14	0-0	0-0	84
1996	Cary Blanchard	0	27-27	36-40	135
1997	Cary Blanchard	0	21-21	32-41	117
1998	Mike Vanderjagt	0	23-23	27-31	104
1999	Mike Vanderjagt	0	43-43	34-38	145
2000	Mike Vanderjagt	0	46-46	25-27	121
2001	Mike Vanderjagt	0	41-42	28-34	125
2002	Mike Vanderjagt	0	34-34	23-31	103
2003	Mike Vanderjagt	0	46-46	37-37	157
2004	Mike Vanderjagt	0	59-60	20-25	119
2005	Mike Vanderjagt	0	52-52	23-25	121
2006	Adam Vinatieri	0	38-38	25-28	113
2007	Adam Vinatieri	0	49-51	23-29	118
2008	Adam Vinatieri	0	43-43	20-25	103
2009	Joseph Addai	13	0-0	0-0	78
2010	Adam Vinatieri	0	51-51	26-28	129
2011	Adam Vinatieri	0	24-24	23-27	93
2012	Adam Vinatieri	0	37-37	26-33	115
2013	Adam Vinatieri	0	34-34	35-40	139
2014	Adam Vinatieri	0	50-50	30-31	140
2015	Adam Vinatieri	0	32-35	25-27	107

RUSHING	Yards	Attempts	Avg.	Long	TD
John Huzvar	515	119	4.3	36	4
Buddy Young	311	70	4.4	57	2
Alan Ameche	961	213	4.5	79	9
Alan Ameche	858	178	4.8	43	8
Alan Ameche	493	144	3.4	49	5
Alan Ameche	791	171	4.6	22	8
Alan Ameche	679	178	3.8	26	7
Lenny Moore	374	91	4.1	57	4
Joe Perry	675	168	4.0	27	3
Lenny Moore	470	106	4.4	25	2
Tom Matte	541	133	4.1	31	4
Lenny Moore	584	157	3.7	32	16
Jerry Hill	516	147	3.5	20	5
Tony Lorick	524	143	3.7	41	3
Tom Matte	636	147	4.3	30	9
Tom Matte	662	183	3.6	23	9
Tom Matte	909	235	3.9	26	11
Norm Bulaich	426	139	3.0	15	3
Norm Bulaich	741	152	4.9	67	8
Don McCauley	675	178	3.8	36	2
Lydell Mitchell	963	253	3.8	36	2
Lydell Mitchell	757	214	3.5	31	5
Lydell Mitchell	1193	289	4.1	70	11
Lydell Mitchell	1200	289	4.2	43	5
Lydell Mitchell	1159	301	3.9	64	3
Joe Washington	956	240	4.0	29	0
Joe Washington	884	242	3.6	26	4
Curtis Dickey	800	176	4.5	51t	11
Curtis Dickey	779	164	4.8	67t	7
Randy McMillan	305	101	3.0	13	1
Curtis Dickey	1122	254	4.4	56	4
Randy McMillan	705	163	4.3	31	5
Randy McMillan	858	190	4.5	38	7
Randy McMillan	609	189	3.2	28	3
Eric Dickerson	1011	223	4.5	53	5
Eric Dickerson	1659	388	4.3	41t	14
Eric Dickerson	1311	314	4.2	21t	7
Eric Dickerson	677	166	4.1	43	4
Eric Dickerson	536	167	3.2	28	2
Anthony Johnson	592	178	3.3	19	0
Roosevelt Potts	711	179	4.0	34	0
Marshall Faulk	1282	314	4.1	52	11
Marshall Faulk	1078	289	3.7	40	11
Marshall Faulk	587	198	3.0	43	7
Marshall Faulk	1054	264	4.0	45	7
Marshall Faulk	1319	324	4.1	68t	6
Edgerrin James	1553	369	4.2	72	13
Edgerrin James	1709	387	4.4	30	13
Dominic Rhodes	1104	233	4.7	77t	9
Edgerrin James	989	277	3.6	20	2
Edgerrin James	1259	310	4.1	43	11
Edgerrin James	1548	334	4.6	40	9
Edgerrin James	1506	360	4.2	33	13
Joseph Addai	1081	226	4.8	41	7
Joseph Addai	1072	261	4.1	23	12
Joseph Addai	544	155	3.5	23	5
Joseph Addai	828	219	3.8	21t	10
Donald Brown	497	129	3.9	49	2
Donald Brown	645	134	4.8	80t	5
Vick Ballard	814	211	3.9	26	2
Donald Brown	537	102	5.3	51t	6
Trent Richardson	579	159	3.3	27	3
Frank Gore	260	967	3.7	37t	6

PASSING		Attempts	Comp.	Pct.	Yards	TD	Int
1953	Fred Enke	169	71	42.0	1054	8	15
1954	Gary Kerkorian	217	117	53.9	1515	9	12
1955	George Shaw	237	119	50.2	1586	10	19
1956	John Unitas	198	110	55.6	1498	9	10
1957	John Unitas	301	172	57.1	2550	24	17
1958	John Unitas	263	136	51.7	2007	19	7
1959	John Unitas	367	193	52.6	2899	32	14
1960	John Unitas	378	190	50.3	3099	25	24
1961	John Unitas	420	229	54.5	2990	16	24
1962	John Unitas	389	222	57.1	2967	23	23
1963	John Unitas	410	237	57.8	3481	20	12
1964	John Unitas	305	158	51.8	2824	19	6
1965	John Unitas	282	164	58.2	2530	23	12
1966	John Unitas	348	195	56.0	2748	22	24
1967	John Unitas	436	255	58.5	3428	20	16
1968	Earl Morrall	317	182	57.4	2909	26	17
1969	John Unitas	327	178	54.4	2342	12	20
1970	John Unitas	321	166	51.7	2213	14	18
1971	John Unitas	176	92	52.3	942	3	9
1972	Marty Domres	222	115	51.8	1392	11	6
1973	Marty Domres	191	93	48.7	1153	9	13
1974	Bert Jones	270	143	53.0	1610	8	12
1975	Bert Jones	344	203	59.0	2483	18	8
1976	Bert Jones	343	207	60.4	3104	24	9
1977	Bert Jones	393	224	57.0	2686	17	11
1978	Bill Troup	296	154	52.0	1882	10	21
1979	Greg Landry	457	270	59.1	2932	15	15
1980	Bert Jones	446	248	55.6	3134	23	21
1981	Bert Jones	426	244	57.3	3094	21	20
1982	Mike Pagel	221	111	50.2	1281	5	7
1983	Mike Pagel	328	163	49.7	2353	12	17
1984	Mike Pagel	212	114	53.8	1426	8	8
1985	Mike Pagel	394	199	50.5	2414	14	15
1986	Jack Trudeau	417	204	48.9	2225	8	18
1987	Jack Trudeau	229	128	55.9	1587	6	6
1988	Chris Chandler	233	129	55.4	1619	8	12
1989	Jack Trudeau	362	190	52.5	2317	15	13
1990	Jeff George	334	181	54.2	2152	16	13
1991	Jeff George	485	292	60.2	2910	10	12
1992	Jeff George	306	167	54.6	1963	7	15
1993	Jeff George	407	234	57.5	2526	8	6
1994	Jim Harbaugh	202	125	61.9	1440	9	6
1995	Jim Harbaugh	314	200	63.7	2575	17	5
1996	Jim Harbaugh	405	232	57.3	2630	13	11
1997	Jim Harbaugh	309	189	61.2	2060	10	4
1998	Peyton Manning	575	326	56.7	3739	26	28
1999	Peyton Manning	533	331	62.1	4135	26	15
2000	Peyton Manning	571	357	62.5	4413	33	15
2001	Peyton Manning	547	343	62.7	4131	26	23
2002	Peyton Manning	591	392	66.3	4200	27	19
2003	Peyton Manning	566	379	67.0	4267	29	10
2004	Peyton Manning	497	336	67.6	4557	49	10
2005	Peyton Manning	453	305	67.3	3747	28	10
2006	Peyton Manning	557	362	65.0	4397	31	9
2007	Peyton Manning	515	337	65.4	4040	31	14
2008	Peyton Manning	555	371	66.8	4002	27	12
2009	Peyton Manning	571	393	66.8	4500	33	16
2010	Peyton Manning	679	450	66.3	4700	33	17
2011	Curtis Painter	243	132	54.3	1541	6	9
2012	Andrew Luck	627	339	54.1	4374	23	18
2013	Andrew Luck	570	343	60.2	3822	23	9
2014	Andrew Luck	616	380	61.7	4761	40	16
2015	Andrew Luck	293	162	55.3	1881	15	12

PASS RECEPTIONS	No.	Yards	Avg.	Long	TD
Dan Edwards	35	312	8.9	32	3
Dan Edwards	40	531	13.3	42	1
Jim Mutscheller	33	518	15.7	48	7
Jim Mutscheller	44	715	16.3	53	6
Raymond Berry	47	800	17.0	67	6
Raymond Berry	56	794	14.2	54	9
Raymond Berry	66	959	14.5	55	14
Raymond Berry	74	1298	17.5	70	10
Raymond Berry	75	837	11.6	44	0
Jimmy Orr	55	974	17.7	80	11
Tom Matte	48	466	9.7	49	1
Raymond Berry	43	663	15.4	46	6
Raymond Berry	58	739	12.7	40	7
Raymond Berry	56	786	14.0	40	7
Willie Richardson	63	860	13.7	31	8
John Mackey	45	644	14.3	45	5
Willie Richardson	43	646	15.0	39	3
Eddie Hinton	47	733	15.3	40	5
Tom Mitchell	33	402	12.2	35	0
Tom Mitchell	40	494	12.3	34	4
Glenn Doughty	25	587	23.5	66	4
Lydell Mitchell	72	544	7.6	24	2
Lydell Mitchell	60	544	9.1	35	4
Lydell Mitchell	60	555	9.3	40	3
Lydell Mitchell	71	620	8.7	38	4
Joe Washington	45	377	8.4	33	1
Joe Washington	82	750	9.1	43t	3
Roger Carr	61	924	15.1	43	5
Randy McMillan	50	466	9.3	31	1
Matt Bouza	22	287	13.0	34	2
Bernard Henry	30	416	13.9	40t	4
Ray Butler	43	664	15.4	74t	6
Pat Beach	36	376	10.4	30	6
Matt Bouza	71	830	11.7	33	5
Bill Brooks	51	722	14.2	52t	3
Bill Brooks	54	867	16.1	53t	3
Bill Brooks	63	919	14.6	55t	4
Albert Bentley	71	664	9.4	73	2
Bill Brooks	72	888	12.3	46	4
Reggie Langhorne	65	811	12.5	34	1
Reggie Langhorne	85	1038	12.2	72t	3
Floyd Turner	52	593	11.4	28	6
Marshall Faulk	56	475	8.5	34	3
Marvin Harrison	64	836	13.1	41	8
Marvin Harrison	73	866	11.9	44	6
Marshall Faulk	86	908	10.6	78t	4
Marvin Harrison	115	1663	14.5	57t	13
Marvin Harrison	102	1413	13.9	78t	14
Marvin Harrison	109	1524	14.0	68	15
Marvin Harrison	143	1722	12.0	69	11
Marvin Harrison	94	1272	13.5	79t	10
Marvin Harrison	86	1113	12.9	59	15
Reggie Wayne	83	1055	12.7	66t	5
Marvin Harrison	95	1366	14.4	68t	12
Reggie Wayne	104	1510	14.5	64	10
Reggie Wayne	82	1145	14.0	65t	6
Reggie Wayne	100	1264	12.6	65t	10
Dallas Clark	100	1106	11.1	80t	10
Reggie Wayne	111	1355	12.2	50	6
Reggie Wayne	75	960	12.8	56t	4
Reggie Wayne	106	1355	12.8	33	5
T.Y. Hilton	82	1083	13.2	73t	5
T.Y. Hilton	82	1345	16.4	73t	7
T.Y. Hilton	69	1124	16.3	87t	5

KICKOFF RETURNS		No.	Yards	Avg.	Long	TD
1953	Larry Coutre	12	318	26.5	78	0
1954	Buddy Young	13	308	23.7	30	0
1955	Bob White	14	400	28.6	54	0
1956	Billy Vessels	16	379	23.7	42	0
1957	Jack Call	14	329	23.5	45	0
1958	Lenny Lyles	11	398	36.2	103t	2
1959	Johnny Sample	17	457	26.9	80	0
1960	Johnny Sample	18	519	28.8	94	1
1961	Lenny Lyles	28	672	24.0	64	0
1962	Bake Turner	20	504	25.2	37	0
1963	Tom Matte	16	331	20.7	34	0
1964	Tony Lorick	13	385	29.6	71	0
1965	Alvin Haymond	20	614	30.7	53	0
1966	Lenny Moore	18	453	25.2	54	0
1967	Lenny Moore	16	392	24.4	37	0
1968	Preston Pearson	15	527	30.4	102t	2
1969	Jim Duncan	19	560	29.5	92	1
1970	Jim Duncan	20	707	35.4	99	1
1971	Charlie Pittman	14	330	23.6	37	0
1972	Bruce Laird	29	843	29.1	73	0
1973	Cotton Speyrer	17	496	29.1	101t	1
1974	Bruce Laird	19	499	26.3	55	0
1975	Bruce Laird	31	799	25.8	65	0
1976	Howard Stevens	30	710	23.7	83	0
1977	Bruce Laird	24	541	22.5	35	0
1978	Marshall Johnson	41	927	22.6	57t	0
1979	Nesby Glasgow	50	1126	22.5	58t	0
1980	Nesby Glasgow	33	743	22.5	44t	0
1981	Zachary Dixon	36	737	20.5	46t	0
1982	Larry Anderson	27	517	19.1	33t	0
1983	Kendall Williams	20	490	24.5	90t	0
1984	Phil Smith	32	651	20.3	96t	1
1985	Albert Bentley	27	674	25.0	48t	0
1986	Albert Bentley	32	687	21.5	37t	0
1987	Albert Bentley	22	500	22.7	45t	0
1988	Albert Bentley	39	775	19.9	40t	0
1989	Clarence Verdin	19	371	19.5	29t	0
1990	Stacey Simmons	19	348	18.3	34t	0
1991	Clarence Verdin	36	689	19.1	88t	1
1992	Clarence Verdin	39	815	20.9	42t	0
1993	Clarence Verdin	50	1050	21.0	38t	0
1994	Ronald Humphrey	35	783	22.4	95t	1
1995	Aaron Bailey	21	495	23.6	95t	1
1996	Aaron Bailey	43	1041	24.2	95t	1
1997	Aaron Bailey	55	1206	21.9	61t	0
1998	Aaron Bailey	34	759	22.3	44t	0
1999	Terrence Wilkins	51	1134	22.2	97t	1
2000	Jerome Pathon	26	583	22.4	48	0
2001	Terrence Wilkins	44	1007	22.9	50	0
2002	Troy Walters	53	1150	21.7	44	0
2003	Brad Pyatt	19	544	28.6	90	0
2004	Dominic Rhodes	48	1188	24.8	88t	1
2005	Dominic Rhodes	41	855	20.9	39	0
2006	Terrence Wilkins	52	1272	24.5	70	0
2007	T.J. Rushing	31	714	23.0	47	0
2008	Pierre Garcon	22	475	21.6	39	0
2009	Chad Simpson	38	898	23.6	93t	1
2010	Justin Tryon	14	299	21.4	39	0
2011	Joe Lefeged	31	578	18.6	51	0
2012	Cassius Vaughn	10	209	20.9	40	0
2013	David Reed	24	590	24.6	39	0
2014	Josh Cribbs	19	608	32.0	76	0
2015	Quan Bray	21	570	27.1	60	0

PUNT RETURNS	No.	Yards	Avg.	Long	TD	FC
George Taliaferro	10	31	3.1	7	0	
Buddy Young	14	60	4.3	16	0	
Bert Rechichar	30	121	4.0	24	0	
Carl Taseff	27	233	8.6	90	1	
Bert Rechichar	22	71	3.2	22	0	
Carl Taseff	29	196	6.8	33	0	
Carl Taseff	15	104	6.9	25	0	
Johnny Sample	14	101	7.2	26	0	
Bob Boyd	18	173	9.6	46	0	
Bake Turner	9	94	10.4	43	0	
Jerry Logan	28	279	10.0	38	0	0
Wendell Harris	17	214	12.6	39	0	5
Alvin Haymond	41	403	9.8	55	0	9
Alvin Haymond	40	347	8.7	64	0	8
Alvin Haymond	26	155	6.0	31	0	4
Rick Volk	25	198	7.9	24	0	7
Rick Volk	10	58	5.8	14	0	6
Ron Gardin	28	330	11.8	80	1	20
Rick Volk	22	118	5.4	18	0	20
Bruce Laird	34	303	8.9	42	0	11
Bruce Laird	15	72	4.8	13	0	6
Tim Berra	16	114	7.1	14	0	2
Howard Stevens	36	396	11.0	53	0	8
Howard Stevens	39	31	7.9	44	0	9
Howard Stevens	34	301	8.9	24	0	6
Marshall Johnson	25	143	5.7	17	0	10
Nesby Glasgow	44	352	8.0	75t	1	11
Nesby Glasgow	23	187	8.1	20	0	15
David Shula	10	50	5.0	11	0	7
Larry Anderson	8	54	6.8	28t	0	4
Larry Anderson	20	138	6.9	20t	0	4
Larry Anderson	27	182	6.7	19t	0	7
Robbie Martin	40	443	11.1	70t	1	7
Bill Brooks	18	141	7.8	18t	0	7
Bill Brooks	22	136	6.2	17t	0	9
Clarence Verdin	22	239	10.9	73t	1	7
Clarence Verdin	23	296	12.9	49t	1	5
Clarence Verdin	28	352	12.6	36t	0	3
Clarence Verdin	25	163	6.6	22t	0	10
Clarence Verdin	24	268	11.2	84t	2	12
Clarence Verdin	30	173	5.8	24t	0	17
Dewell Brewer	42	339	8.1	75t	1	8
Ray Buchanan	16	113	7.1	17t	0	4
Marvin Harrison	18	177	9.8	31t	0	9
Brian Stablein	17	133	7.8	20t	0	9
Aaron Bailey	19	176	9.3	33t	0	4
Terrence Wilkins	41	388	9.5	39t	1	17
Terrence Wilkins	29	240	8.3	36	0	13
Terrence Wilkins	21	219	10.4	78	1	4
Troy Walters	35	270	7.7	34	0	15
Brad Pyatt	12	110	9.5	21	0	8
Jason David	8	50	6.3	13	0	4
Troy Walters	21	172	8.2	29	0	25
Terrence Wilkins	21	193	9.2	82t	1	13
T.J. Rushing	19	249	13.1	90t	1	14
Keiwan Ratliff	16	89	5.6	19	0	12
T.J. Rushing	21	119	5.7	22	0	22
Blair White	10	80	8.0	18	0	14
Pierre Garcon	16	44	2.8	20	0	8
T.Y. Hilton	26	300	11.5	75t	1	18
T.Y. Hilton	17	159	9.4	34	0	12
Griff Whalen	26	187	7.2	22	0	17
Quan Bray	21	166	7.9	33	0	7

INTERCEPTIONS		No.	Yards	Avg.	Long	TD
1953	Tom Keane	11	118	10.7	35	0
1954	Don Shula	5	84	16.8	25	0
	Tom Keane	5	22	4.4	7	0
1955	Bert Rechichar	6	109	18.2	40	0
1956	Bert Rechichar	4	63	15.8	42	0
1957	Milt Davis	10	219	21.9	75	2
1958	Andy Nelson	8	199	24.9	69	1
	Ray Brown	8	149	18.6	30	0
1959	Milt Davis	7	119	17.0	57	1
	Don Shinnick	7	70	10.0	23	0
1960	Bob Boyd	7	132	18.9	74	0
1961	Gary Glick	4	18	4.5	10	0
1962	Bob Boyd	7	163	23.3	38	0
1963	Jim Welch	4	49	12.3	15	0
1964	Bob Boyd	9	185	20.6	47	0
1965	Bob Boyd	9	78	8.7	24	1
1966	Bob Boyd	6	114	19.0	37t	1
1967	Bob Boyd	6	145	24.2	41t	1
	Rick Volk	6	145	24.2	94t	1
1968	Bob Boyd	8	160	20.0	49t	1
1969	Rick Volk	4	36	9.0	23t	0
1970	Jerry Logan	6	92	15.3	33t	2
1971	Charlie Stukes	8	95	11.9	40t	0
1972	Charlie Stukes	5	23	4.6	11t	0
1973	Stan White	4	40	10.0	22t	1
1974	Mike Curtis	3	24	8.0	11t	0
1975	Stan White	8*	135	16.9	32t	1
1976	Jackie Wallace	5	105	21.0	41t	0
1977	Lyle Blackwood	10	163	16.3	37t	0
1978	Norm Thompson	6	52	8.7	31t	0
1979	Sanders Shiver	4	85	21.2	52t	0
	Lyle Blackwood	4	63	15.8	27t	0
	Larry Braziel	4	49	12.2	31t	1
1980	Bruce Laird	5	71	14.2	18t	0
1981	Bruce Laird	3	59	19.7	24t	0
	Larry Braziel	3	35	11.7	27t	0
1982	Kim Anderson	2	25	12.5	25t	0
1983	Derrick Hatchett	4	36	9.0	25t	0
1984	Eugene Daniel	6	25	4.2	18t	0
1985	Eugene Daniel	8	53	6.6	29t	0
1986	Leonard Coleman	4	36	9.0	31t	0
1987	Mike Prior	6	57	9.5	38t	0
1988	Willie Tullis	4	36	9.0	20t	0
1989	Keith Taylor	7	225	32.1	80t	1
1990	Mike Prior	3	66	22.0	36t	0
1991	John Baylor	4	50	12.5	32t	0
1992	Mike Prior	6	44	7.3	19t	0
1993	Ray Buchanan	4	45	11.3	28t	0
1994	Ray Buchanan	8	221	27.6	90t	3
1995	Eugene Daniel	3	142	47.3	97t	1
	Ashley Ambrose	3	12	4.0	7t	0
1996	Jason Belser	4	81	20.3	44t	2
1997	Jason Belser	2	121	60.5	50t	1
1998	(Seven players tied at 1)					
1999	Tyrone Poole	3	85	28.3	38	0
2000	Jeff Burris	4	38	9.5	27t	1
2001	Jeff Burris	3	69	23.0	30	1
	David Macklin	3	15	5.0	11	0
2002	Mike Peterson	3	96	32.0	53	0
2003	Nick Harper	4	121	30.3	75t	1
2004	Jason David	4	36	9.0	34t	1
2005	Cato June	5	115	23.0	36	2
2006	Nick Harper	3	18	6.0	19	0
	Cato June	3	14	4.7	8	0
2007	Gary Brackett	4	128	32.0	49	0
	Antoine Bethea	4	47	11.8	30	0
2008	Melvin Bullitt	4	7	1.8	3	0
2009	Antoine Bethea	4	19	4.8	19	0
2010	Kelvin Hayden	2	56	28.0	31t	2
	Jerraud Powers	2	11	5.5	11	0
	Aaron Francisco	2	10	5.0	11	0
2011	Joe Lefeged	2	25	12.5	25	0
	Jerraud Powers	2	19	9.5	13	1
2012	Darius Butler	4	101	25.3	51	2
2013	Darius Butler	4	79	19.8	41t	1
2014	Mike Adams	5	24	4.8	10	0
2015	Mike Adams	5	63	12.6	38	1

*NFL Record (Linebackers)

SACKS (*SINCE 1982)	No.
Leo Wisniewski	2.5
Vernon Maxwell	11.0
Johnie Cooks	11.5
Duane Bickett	6.0
Duane Bickett	5.0
Jon Hand	5.0
Duane Bickett	8.0
Jon Hand	5.0
Jon Hand	10.0
Sam Clancy	7.5
(Three players tied)	5.0
Chip Banks	9.0
Jon Hand	5.5
Tony Bennett	9.0
Tony Bennett	10.5
Richard Dent	6.5
Dan Footman	10.5
Ellis Johnson	8.0
Chad Bratzke	12.0
Chad Bratzke	7.5
Chad Bratzke	8.5
Dwight Freeney	13.0
Dwight Freeney	11.0
Dwight Freeney	16.0#
Robert Mathis	11.5
Robert Mathis	9.5
Robert Mathis	7.0
Robert Mathis	11.5
Dwight Freeney	13.5
Robert Mathis	11.0
Robert Mathis	9.5
Robert Mathis	8.0
Robert Mathis	19.5#
Jonathan Newsome	6.5
Robert Mathis	7.0
Kendall Langford	7.0

#Led NFL

PUNTING		No.	Yards	Avg.	Long	Blk
1953	George Taliaferro	65	2437	37.5	61	0
1954	Cotton Davidson	72	2678	37.2	55	1
1955	Monte Brethauer	55	2161	39.3	56	0
1956	Bert Rechichar	33	1277	38.7	56	0
1957	Cotton Davidson	47	1663	35.4	56	0
1958	Ray Brown	41	1635	39.9	60	0
1959	Dave Sherer	51	2132	41.8	60	0
1960	Ray Brown	52	2001	38.5	55	0
1961	Tom Gilburg	42	1804	43.0	61	0
1962	Tom Gilburg	57	2384	41.8	62	0
1963	Tom Gilburg	52	2173	41.8	64	0
1964	Joe Don Looney	32	1358	42.4	64	0
1965	Tom Gilburg	54	2139	39.6	66	0
1966	David Lee	49	2233	45.6	64	1
1967	David Lee	49	2079	42.4	68	0
1968	David Lee	49	1833	39.4	59	1
1969	David Lee	57	2580	45.3	66	0
1970	David Lee	63	2820	44.7	62	1
1971	David Lee	62	2542	41.0	76	0
1972	David Lee	57	2400	42.1	60	1
1973	David Lee	62	2398	38.7	60	2
1974	David Lee	71	2634	37.1	58	1
1975	David Lee	86	3402	39.6	62	1
1976	David Lee	59	2342	39.7	56	0
1977	David Lee	82	3142	38.3	59	2
1978	David Lee	92	3513	38.2	67	2
1979	Bucky Dilts	99	3657	36.9	53	2
1980	Mike Bragg	82	3203	39.1	59	2
1981	Mike Garrett	78	3071	39.4	57	0
1982	Rohn Stark	46	2044	44.4	60	0
1983	Rohn Stark	91	4124	45.3*	68	0
1984	Rohn Stark	98	4383	44.7	72	0
1985	Rohn Stark	78	3584	45.9*	68	2
1986	Rohn Stark	76	3432	45.2*	63	0
1987	Rohn Stark	61	2440	40.0	63	2
1988	Rohn Stark	64	2784	43.5	65	0
1989	Rohn Stark	79	3392	42.9	64	1
1990	Rohn Stark	71	3084	43.4	61	1
1991	Rohn Stark	82	3492	42.6	65	0
1992	Rohn Stark	83	3716	44.8	64	0
1993	Rohn Stark	83	3595	43.3	65	0
1994	Rohn Stark	73	3092	42.4	60	1
1995	Chris Gardocki	63	2681	42.6	69	0
1996	Chris Gardocki	68	3105	45.7	61	0
1997	Chris Gardocki	67	3034	45.3	72	0
1998	Chris Gardocki	79	3583	45.4	62	0
1999	Hunter Smith	58	2467	42.5	61	2
2000	Hunter Smith	65	2906	44.7	65	0
2001	Hunter Smith	68	3023	44.5	65	0
2002	Hunter Smith	66	2672	40.5	69	1
2003	Hunter Smith	62	2617	42.2	55	1
2004	Hunter Smith	54	2443	45.2	62	0
2005	Hunter Smith	52	2301	44.3	58	0
2006	Hunter Smith	47	2085	44.4	61	1
2007	Hunter Smith	52	2181	41.9	63	0
2008	Hunter Smith	53	2345	44.2	64	0
2009	Pat McAfee	64	2837	44.3	60	0
2010	Pat McAfee	65	2731	42.0	66	0
2011	Pat McAfee	88	4098	46.6	64	1
2012	Pat McAfee	73	3520	48.2	64	1
2013	Pat McAfee	76	3499	46.0	65	1
2014	Pat McAfee	69	3221	46.7	61	0
2015	Pat McAfee	85	4052	47.7	63	0

*Led NFL

COLTS YEAR-BY-YEAR OFFENSIVE RANKINGS

Total NFL-AFC Rank (since 1970), tied rank underlined)

Year	Scoring		Net Offense		Rushing Avg.		Net Passing		Sacks		Ints.		Penalties		KOR Avg.		PR Avg.	
2015	333	24-11	321.4	28-15	89.9	29-14	231.5	22-13	37	17-7	19	28-13	108	18-8	24.3	13-3	6.9	27-14
2014	458	6-3	406.6	3-2	100.8	22-12	305.9	1-1	29	8-7	16	19-10	105	14-7	28.0	3-3	6.9	26-12
2013	391	14-6	341.8	15-6	108.9	20-10	232.8	17-8	32	6-4	10	5-2	66	1-1	23.5	14-9	9.9	14-6
2012	357	18-6	362.4	10-4	104.4	22-11	258.0	7-3	41	23-12	18	26-13	94	8-5	22.3	21-12	11.1	7-6
2011	243	28-13	286.8	30-15	99.6	26-14	187.2	27-14	35	15-10	14	12-7	76	1-1	18.6	32-16	3.4	32-16
2010	435	2-2	380.8	4-3	92.7	29-16	288.1	1-1	16	1-1	17	18-11	79	5-3	19.6	29-15	6.9	24-14
2009	416	7-3	363.1	9-4	80.9	32-16	282.2	2-2	13	1-1	19	23-13	74	2-2	22.2	18-11	5.2	28-15
2008	377	13-5	335.5	15-6	79.6	31-16	255.9	5-3	14	4-3	12	9-6	86	14-9	20.8	28-13	6.0	32-16
2007	450	3-2	358.7	5-2	106.6	18-11	252.1	6-2	23	7-5	14	6-3	67	3-2	21.8	22-11	11.2	6-3
2006	427	2-2	379.4	3-3	110.1	18-8	269.3	2-1	15	1-1	9	2-1	86	7-6	23.6	7-6	9.0	13-8
2005	439	2-1	362.4	3-2	106.4	16-9	256.0	3-2	20	1-1	11	5-4	94	2-1	19.9	28-16	7.6	19-11
2004	522	1-1	404.7	2-2	115.8	15-11	288.9	1-1	14	1-1	10	2-2	106	9-7	23.4	8-5	7.1	24-13
2003	447	2-2	367.1	3-2	105.9	19-9	261.2	1-1	19	2-1	10	3-2	92	6-3	23.6	5-4	7.7	19-13
2002	349	17-10	351.0	9-5	97.6	26-15	253.4	4-2	23	4-2	19	22-12	91	7-5	20.5	24-11	7.6	26-13
2001	413	2-1	372.2	2-1	122.9	7-3	249.3	2-1	30	10-6	23	26-14	76	6-4	21.8	14-5	10.0	14-7
2000	429	4-3	383.8	3-2	116.2	16-10	267.6	2-1	20	1-1	15	9-6	89	5-2	19.9	28-14	9.3	18-10
1999	423	3-1	357.9	4-1	103.8	19-11	254.1	4-1	14	1-1	17	15-9	81	3-1	20.9	15-7	9.5	15-8
1998	310	19-10	319.8	12-7	92.9	26-14	226.9	6-3	22	2-1	28	29-14	106	9-4	20.2	25-12	10.0	15-9
1997	313	20-13	304.3	19-12	107.9	17-8	196.4	19-10	62	28-15	17	20-11	106	18-8	21.2	23-9	8.0	21-10
1996	317	16-11	296.5	25-14	90.5	28-14	206.0	16-9	43	23-11	11	1-1	76	1-1	23.0	10-4	10.9	10-4
1995	331	16-10	307.4	22-12	115.9	11-8	191.5	23-12	49	27-14	11	4-2	97	12-3	21.1	16-10	6.6	29-14
1994	307	18-9	275.8	27-14	128.8	4-3	147.1	28-14	28	10-5	14	5-4	82	3-2	20.9	17-7	8.1	19-10
1993	189	27-13	294.1	22-12	80.5	28-14	213.6	8-5	29	4-3	15	12-8	94	14-5	19.7	11-4	5.8	27-14
1992	216	27-13	273.0	24-10	68.9	28-14	204.1	8-5	44	16-8	26	27-13	122	27-14	19.6	11-4	11.0	5-3
1991	143	28-14	234.3	28-14	73.1	28-14	161.2	27-14	57	27-13	16	11-6	85	5-2	19.3	11-6	6.3	28-14
1990	281	21-12	259.7	27-14	80.1	27-13	179.6	16-8	51	25-13	21	20-12	79	4-2	18.3	18-9	11.2	1-1
1989	298	20-9	300.8	23-12	115.8	17-8	185.0	24-12	28	4-3	17	9-5	89	9-6	19.4	13-5	12.4	2-1
1988	354	9-4	304.4	21-10	140.6	4-2	163.8	24-12	34	13-9	22	21-11	89	9-5	19.9	15-10	9.8	5-3
1987	300	18-9	333.0	13-7	142.9	6-4	190.1	19-10	24	2-2	16	6-3	90	7-4	20.3	8-3	5.5	14-14
1986	229	27-14	293.8	22-13	93.2	26-12	200.6	16-11	53	22-13	24	20-11	99	13-5	19.5	17-9	7.1	23-14
1985	320	17-10	312.9	19-10	152.4	5-1	160.4	26-14	35	3-3	20	8-4	87	6-4	20.9	14-7	10.7	5-3
1984	239	28-14	258.3	28-14	126.6	12-6	131.7	28-14	58	22-12	22	15-7	95	10-5	19.3	17-7	7.3	19-12
1983	264	26-14	313.6	21-10	168.4	2-1	145.2	28-14	47	17-9	22	12-6	120	26-12	19.3	15-9	6.7	25-12
1982	113	28-14	275.9	27-13	116.0	14-8	159.9	24-12	20	9-6	10	8-5	52	10-3	17.9	26-14	5.6	25-12
1981	259	26-14	306.8	21-13	115.6	23-12	191.1	17-10	37	14-7	23	16-10	106	14-8	19.7	17-10	4.7	28-14
1980	355	9-5	325.4	13-6	129.9	11-5	195.5	13-5	36	14-7	24	13-5	104	18-9	20.6	9-5	7.2	21-10
1979	271	22-12	302.9	20-10	104.6	26-12	198.3	10-8	52	25-13	19	9-5	137	28-14	20.0	15-7	8.0	15-11
1978	239	27-14	256.7	24-14	127.8	23-14	129.1	24-13	49	26-14	30	23-11	90	2-2	22.3	10-8	6.3	25-13
1977	295	6-4	327.7	6-3	151.6	9-6	176.1	3-2	26	9-7	12	3-1	77	5-4	19.0	23-12	7.7	19-12
1976	417	1-1	374.0	1-1	164.5	7-4	209.5	1-1	30	9-5	10	1-1	92	15-6	20.6	21-14	7.9	17-10
1975	395	2-2	321.3	12-7	158.4	8-5	162.9	13-7	38	16-8	8	1-1	80	8-2	22.9	9-7	10.5	6-6
1974	190	23-13	274.5	15-9	129.9	16-10	144.6	18-9	49	25-13	24	20-10	66	6-1	22.6	9-5	6.0	25-13
1973	226	20-11	250.4	20-10	145.1	11-6	105.4	22-11	32	13-6	25	21-10	57	5-3	22.4	14-8	5.4	24-13
1972	235	20-11	299.1	14-8	135.3	17-9	163.8	11-6	25	11-6	12	3-2	58	5-2	28.1	2-1	8.1	9-6
1971	313	5-3	290.8	12-7	153.5	5-2	137.3	21-11	27	13-7	21	13-6	57	1-1	21.2	22-10	8.2	5-3
1970	321	6-1	295.3	8-3	95.4	23-12	199.9	3-2	33	12-5	22	15-6	71	5-2	25.8	3-1	9.8	5-3
1969	279	8	319.8	4	106.4	14	213.4	2	19	2	27	14	62	2	25.3	1	5.2	12
1968	402	2	334.4	4	129.2	8	205.1	3	29	7	22	11	75	12	26.4	1	8.3	4
1967	394	2	357.7	1	117.5	11	240.2	2	25	4	17	2	52	2	23.5	7	7.7	5
1966	314	8	320.4	5	111.1	10	209.3	4	30	4	27	12	64	4	21.5	9	7.9	2
1965	389	3	328.4	5	113.8	9	214.6	3	43	10	17	6	69	8	23.9	6	9.4	5
1964	428	1	341.4	1	143.4	5	198.0	2	39	7	9	2	74	8	23.7	6	9.4	6
1963	316	7	352.7	2	117.3	9	235.4	1	44	12	12	1	77	13	21.4	11	9.2	5
1962	293	8	333.3	5	114.4	11	218.9	5			25	9	63	10	23.0	8	8.0	6
1961	302	7	351.6	2	151.4	3	200.2	3			29	13	69	11	22.3	8	8.2	10
1960	288	4	353.8	1	107.4	11	246.3	1			24	10	51	4	21.9	7	5.5	10
1959	374	1	371.5	1	142.1	7	229.4	1			14	3	56	8	20.8	6	6.1	8
1958	381	1	378.3	1	177.3	2	201.0	6			11	1	55	5	25.4	2	6.1	5
1957	303	2	343.6	2	144.6	5	199.0	1			19	6	67	11	22.6	7	4.0	10
1956	270	4	343.8	4	183.7	2	160.1	6			18	3	53	5	19.3	12	7.1	5
1955	214	11	288.3	9	152.8	6	135.9	10			22	6	59	5	23.5	6	3.7	9
1954	131	12	244.5	12	106.3	10	139.1	10			22	4	71	5	18.7	12	5.1	8
1953	182	11	226.3	12	121.6	9	104.8	12			27	5	69	7	23.7	4	6.3	6

COLTS YEAR-BY-YEAR DEFENSIVE RANKINGS

Total NFL-AFC Rank (since 1970), tied rank underlined)

Year	Scoring	Net Defense	Rushing Avg.	Net Passing	Sacks	Ints.	Penalties	KOR Avg.	PR Avg.
2015	408 25-13	379.1 26-15	122.0 25-13	257.1 24-13	35 22-12	16 6-4	133 1-1	19.5 3-3	10.7 28-14
2014	369 19-11	342.7 11-7	113.4 18-8	229.3 12-7	41 9-7	12 21-8	101 22-10	22.6 10-6	5.9 3-1
2013	336 9-4	357.1 20-10	125.1 26-13	231.9 13-8	42 11-5	15 17-8	112 2-2	25.2 27-14	13.7 31-16
2012	387 21-11	374.3 26-14	137.5 29-14	236.8 21-11	32 23-12	12 20-9	128 1-1	24.7 22-10	11.7 26-12
2011	430 28-14	370.9 25-13	143.9 29-15	227.0 15-11	29 27-13	8 31-16	84 32-32	30.7 32-16	11.5 19-10
2010	388 23-11	341.6 20-9	127.0 25-12	214.6 13-7	30 23-9	10 30-15	95 17-8	25.8 31-15	10.7 23-13
2009	307 8-5	339.2 18-9	126.5 24-11	212.7 14-9	34 16-7	16 15-8	92 18-8	25.3 31-15	8.4 16-9
2008	298 7-4	310.9 11-5	122.9 24-12	188.1 6-3	30 16-8	15 11-7	68 32-16	24.3 24-12	9.2 15-8
2007	262 1-1	279.7 3-2	106.9 15-6	172.8 2-1	28 26-12	22 2-2	85 22-8	25.0 29-15	13.9 32-16
2006	360 23-14	332.3 21-12	173.0 32-16	159.3 2-2	25 30-16	15 20-12	86 26-11	26.0 30-14	13.1 31-16
2005	247 2-1	307.1 11-4	110.1 16-8	196.9 15-5	46 5-4	18 9-5	119 14-6	22.2 21-9	10.9 30-15
2004	351 19-10	370.6 29-14	127.3 24-13	243.3 29-13	45 3-1	19 9-7	116 14-7	21.3 11-5	13.6 32-16
2003	336 20-12	299.3 11-8	123.8 20-9	175.6 5-3	31 23-11	15 14-6	123 27-14	21.5 20-11	10.0 20-10
2002	313 7-3	306.8 8-4	124.5 20-9	182.3 2-1	36 16-7	10 25-12	102 16-7	20.5 6-5	5.8 5-2
2001	486 31-16	357.2 29-16	132.2 25-12	225.0 27-15	40 16-9	15 20-10	96 17-10	23.1 26-13	13.9 30-15
2000	326 15-7	334.8 21-12	120.9 25-14	213.9 18-9	42 12-6	14 23-12	103 15-7	23.8 25-13	12.8 27-13
1999	333 17-13	326.3 15-11	107.2 18-11	219.1 18-12	41 12-7	10 29-15	130 30-16	22.0 19-10	16.2 31-16
1998	444 29-14	364.8 29-15	160.6 29-14	204.1 16-8	38 18-10	8 30-15	108 12-6	26.0 26-13	10.7 21-9
1997	401 26-12	303.4 10-5	127.1 26-13	176.3 4-1	37 21-9	12 25-13	102 17-9	24.1 29-14	11.4 22-10
1996	334 18-9	337.7 22-10	110.0 18-11	227.7 24-10	29 28-14	13 23-12	121 3-2	24.9 27-13	10.9 19-10
1995	316 5-2	314.2 7-5	91.1 6-3	223.1 24-12	29 24-11	13 25-11	111 10-6	22.7 22-10	11.8 26-13
1994	320 14-6	332.8 20-11	102.9 12-6	229.9 24-12	29 17-9	18 10-4	110 19-9	20.2 9-6	9.2 16-8
1993	378 27-14	352.4 28-14	157.6 28-14	194.8 12-4	21 28-14	10 25-14	87 21-12	14.9 1-1	8.6 11-5
1992	302 16-9	317.1 21-12	135.9 26-14	181.3 11-7	39 16-10	20 10-6	101 7-5	17.5 5-4	7.0 4-1
1991	381 26-13	320.4 20-8	145.4 28-14	175.0 4-2	29 21-11	15 18-10	88 22-11	17.4 8-5	11.0 25-12
1990	353 20-11	350.9 26-13	138.3 24-13	212.6 23-12	29 26-13	9 27-14	104 9-7	19.6 18-10	8.0 12-6
1989	301 11-7	350.7 22-11	129.8 22-10	220.9 15-12	46 6-3	21 9-4	103 16-8	19.2 12-6	10.9 25-13
1988	315 11-4	331.0 17-7	105.9 8-2	225.1 25-13	30 20-9	15 23-13	118 1-1	22.1 26-12	11.3 27-14
1987	238 1-1	303.3 6-3	119.3 15-6	184.0 3-2	39 14-5	20 12-6	85 25-13	17.8 3-3	9.6 18-9
1986	400 25-13	356.3 25-12	122.6 17-9	233.7 26-12	24 27-14	16 22-10	100 17-10	19.2 11-8	10.3 23-12
1985	386 21-11	349.9 19-9	134.1 18-10	215.9 19-10	36 23-12	16 25-13	90 20-9	20.2 12-8	13.3 27-13
1984	414 25-12	348.6 22-9	125.4 17-10	223.1 22-11	42 19-9	18 18-10	98 15-9	20.2 15-6	9.7 20-9
1983	354 19-10	352.5 23-11	132.4 17-7	220.1 21-11	41 16-6	20 20-9	79 28-14	18.7 9-5	11.7 28-14
1982	236 26-13	366.2 26-13	163.7 28-14	202.6 15-8	11 28-14	5 27-13	59 9-5	21.5 21-12	8.7 18-10
1981	533 28-14	424.6 28-14	166.6 26-12	258.0 27-13	13 28-14	16 24-11	101 19-10	20.1 11-5	9.1 19-11
1980	387 23-12	346.6 22-13	138.1 22-14	208.5 22-12	30 20-10	17 22-13	98 16-8	19.7 9-5	7.3 11-5
1979	351 19-10	317.1 15-9	144.1 19-10	173.0 15-7	39 13-5	23 10-6	112 7-5	18.7 5-2	6.9 11-6
1978	421 28-14	369.4 28-14	188.1 27-13	181.3 25-11	30 20-8	17 24-12	114 8-4	24.4 28-14	8.7 15-5
1977	221 11-5	284.9 17-8	128.4 9-6	156.4 21-8	47 3-2	30 2-2	78 25-12	25.2 27-14	10.9 22-10
1976	246 13-6	299.1 15-7	131.7 7-4	167.4 22-10	56 2-1	15 18-10	89 17-8	22.3 19-8	7.0 6-3
1975	269 10-6	298.1 12-7	130.1 7-4	168.0 13-7	59 1-1	29 2-2	79 20-12	23.6 20-9	10.1 18-8
1974	329 25-12	294.7 14-6	140.1 17-7	154.6 15-7	21 25-12	10 25-12	75 17-10	20.1 5-2	9.0 11-7
1973	341 21-11	320.6 21-11	149.2 14-8	171.4 23-12	25 23-13	15 18-9	69 13-8	22.6 12-5	10.0 21-12
1972	252 11-6	308.0 20-10	142.1 15-8	165.9 20-11	25 16-10	23 7-6	84 4-3	21.8 5-2	7.0 12-4
1971	140 2-1	203.7 1-1	79.5 1-1	124.2 2-1	33 8-4	28 2-1	67 19-11	21.7 6-4	6.7 13-4
1970	234 7-2	274.6 9-5	102.8 6-3	171.9 21-10	41 5-2	25 4-2	101 1-1	21.3 10-4	9.4 24-12
1969	268 6	332.1 13	100.0 4	232.1 15	33 7	15 13	74 7	20.6 6	5.2 9
1968	144 1	241.2 2	95.6 3	145.5 4	45 3	29 2	72 9	19.6 5	3.3 1
1967	198 2	274.5 5	100.8 4	173.7 7	36 8	32 1	82 7	22.8 9	6.9 9
1966	226 3	292.2 7	123.8 9	168.4 4	47 3	22 7	69 7	21.0 3	4.3 3
1965	284 4	288.9 5	105.9 4	183.0 7	39 5	22 6	80 2	21.4 3	7.6 8
1964	225 1	280.7 3	128.4 8	152.3 2	57 1	23 3	59 13	21.3 2	7.0 3
1963	285 7	287.9 6	128.1 9	160.1 6	45 2	15 11	58 10	23.0 6	6.3 3
1962	288 6	294.5 5	107.4 3	187.1 6		23 9	71 2	27.6 14	7.9 7
1961	307 10	270.1 1	133.5 10	136.6 1		16 14	66 4	27.2 14	13.8 14
1960	234 6	276.4 4	132.6 8	143.8 2		30 2	59 8	28.5 13	3.2 1
1959	251 7	324.9 8	129.7 4	195.2 10		40 1	65 1	20.7 4	3.6 3
1958	203 2	273.7 2	107.6 1	166.1 5		35 1	60 7	28.9 12	4.4 5
1957	235 8	283.8 6	97.8 1	186.0 11		28 2	60 7	22.9 7	3.2 3
1956	322 11	348.0 11	159.7 7	188.3 12		13 12	62 3	23.6 8	3.9 2
1955	239 6	343.5 11	169.6 9	173.9 9		19 7	69 2	20.1 2	1.9 1
1954	279 8	327.5 5	135.8 8	191.7 7		20 9	92 2	20.2 3	3.3 3
1953	350 12	373.8 12	192.9 12	180.9 8		29 3	87 1	18.1 2	7.7 10

STATISTICS

1953

RECORD: 3-9 COACH: KEITH MOLESWORTH
FIFTH – WESTERN CONFERENCE
HOME: 2-4 CONF: 2-8
AWAY: 1-5 NCONF: 1-1

DATE		RESULTS	OPPONENT	ATTENDANCE
9/27	W	13-9	CHICAGO	23,715
10/3	L	17-27	DETROIT	25,159
10/11	W	16-14	@ Chicago	35,316
10/18	L	14-37	@ Green Bay	18,713
10/25	W	27-17	WASHINGTON	34,031
10/31	L	24-35	GREEN BAY	33,797
11/7	L	7-17	@ Detroit	46,508
11/15	L	14-45	@ Philadelphia	27,813
11/22	L	13-21	LOS ANGELES RAMS	27,268
11/29	L	21-38	SAN FRANCISCO	26,005
12/5	L	2-45	@ Los Angeles Rams	26,696
12/13	L	14-45	@ San Francisco	23,432

TEAM STATISTICS	COLTS	OPP
TOTAL FIRST DOWNS	157	232
Rushing	75	121
Passing	66	95
Penalty	16	16
TOTAL NET YARDS	2716	4486
Avg. Per Game	226.3	373.8
NET YARDS RUSHING	1459	2315
Avg. Per Game	121.6	192.9
Total Rushes	376	445
NET YARDS PASSING	1257	2171
Avg. Per Game	104.8	180.9
Tackled/Yards Lost	–368	–240
Gross Yards	1625	2411
Att./Completions	319/126	321/165
Completion Pct.	39.5	51.4
Had Intercepted	27	29
PUNTS/AVERAGE	83/38.4	55/40.3
PENALTIES/YARDS	69/623	87/757
FUMBLES/BALL LOST	34/21	42/27
TOUCHDOWNS	23	46
Rushing	7	21
Passing	13	21
Defense/Kicking	1/2	3/1

SCORE BY PERIODS	1	2	3	4	TOTAL
COLTS	38	44	39	61	182
OPPONENTS	77	105	83	85	350

SCORING	TDR	TDP	TDRT	PAT	FG	S	TP
Rechichar		2	1		5-13		33
Huzvar	4	1					30
McPhail				21-23	2-5		27
Taliaferro	2	2					24
Young		3	1				24
Edwards		3					18
Taseff	1		1				12
Embree		1					6
Kalmanir		1					6
Donovan						1	2
COLTS	**7**	**13**	**3**	**21-23**	**7-18**	**1**	**182**
OPPONENTS	**21**	**21**	**4**	**45-46**	**9-16**	**1**	**350**

RUSHING	NO.	YDS.	AVG.	LG	TD
Huzvar	119	515	4.3	36t	4
Taliaferro	102	479	4.7	50	2
McPhail	53	138	2.6	30	0
Young	40	135	3.4	24	0
Enke	28	91	3.3	25	0
Kalmanir	16	53	3.3	32	0
Mioduszewski	3	33	11.0	25	0
DelBello	14	14	1.0	9	0
Taseff	1	1	1.0	1t	1
COLTS	**376**	**1459**	**3.9**	**50**	**7**
OPPONENTS	**445**	**2315**	**5.2**	**66**	**21**

RECEIVING	NO.	YDS.	AVG.	LG	TD
Edwards	35	312	8.9	32t	3
Embree	23	272	11.8	24	1
Taliaferro	20	346	17.3	54	2
Young	12	201	16.8	49t	3
Brethauer	10	133	13.3	25	0
McPhail	10	38	3.8	45	0
Huzvar	6	55	9.2	30t	1
Rechichar	3	151	50.3	66t	2
Keane	3	61	20.3	37	0
Kalmanir	3	31	10.3	22t	1
Shula	1	6	6.0	6	0
Marchetti	0	19	0.0	19	0
COLTS	**126**	**1625**	**12.9**	**66t**	**13**
OPPONENTS	**165**	**2411**	**14.6**	**59**	**21**

INTERCEPTIONS	NO.	YDS.	AVG.	LG	TD
Keane	11	118	10.7	35	0
Rechichar	7	64	9.1	36t	1
Shula	3	46	15.3	35	0
Taseff	3	36	12.0	29	0
Pellington	2	22	11.0	22	0
Brethauer	1	17	17.0	17	0
Agase	1	5	5.0	5	0
Mioduszewski	1	0	0.0	0	0
COLTS	**29**	**308**	**10.6**	**36t**	**1**
OPPONENTS	**27**	**469**	**17.4**	**54t**	**3**

PUNTING	NO.	YDS.	AVG.	LG	BLK.
Taliaferro	65	2438	37.5	61	0
Keane	18	752	41.8	56	0
COLTS	**83**	**3190**	**38.4**	**61**	**0**
OPPONENTS	**55**	**2217**	**40.3**	**65**	**0**

PUNT RETURNS	NO.	YDS.	AVG.	LG	TD
Taliaferro	10	31	3.1	7	0
Young	6	9	1.5	9	0
Coutre	4	38	9.5	25	0
Mioduszewski	4	13	3.3	5	0
Kalmanir	2	19	9.5	14	0
Taseff	1	71	71.0	71t	1
Keane	1	3	3.0	3	0
Rechichar	1	0	0.0	0	0
COLTS	**29**	**184**	**6.3**	**71t**	**1**
OPPONENTS	**40**	**307**	**7.7**	**74**	**1**

KICKOFF RETURNS	NO.	YDS.	AVG.	LG	TD
Taliaferro	16	331	20.7	39	0
Young	11	378	34.4	104t	1
Coutre	9	266	29.6	78	0
Taseff	4	87	21.8	35	0
Kalmanir	3	51	17.0	25	0
Jackson	3	37	12.3	19	0
Poole	2	24	12.0	21	0
Campanella	2	13	6.5	13	0
Rechichar	1	28	28.0	28	0
Mioduszewski	1	25	25.0	25	0
Finnin	1	18	18.0	18	0
COLTS	**53**	**1258**	**23.7**	**104t**	**1**
OPPONENTS	**40**	**724**	**18.1**	**28**	**0**

USUAL STARTERS
PRO BOWLERS IN BOLDFACE

	OFFENSE	DEFENSE
WR	Mel Embree	LDE Barney Poole
LT	Ernie Blandin	**LDT Art Donovan**
LG	**Dick Barwegan**	RDT Tom Finnin
C	Brad Ecklund	RDE Gino Marchetti
RG	Bill Lange	LLB Bill Pellington
RT	Jack Little	MLB Sisto Averno
SE	Dan Edwards	RLB Alex Agase
RB	John Huzvar	LCB Bert Rechichar
QB	Fred Enke	RCB Don Shula
RB	Buddy Young	LS Carl Taseff
RB	**George Taliaferro**	**RS Tom Keane**

PASSING	ATT.	COMP.	YDS.	PCT.	AVG./ATT.	TD	TD%	INT.	INT%	LG	RATING
Enke	169	71	1054	42.0	6.24	8	4.7	15	8.9	55	41.9
DelBello	61	27	229	44.3	3.75	1	1.6	5	8.2	66	25.9
Taliaferro	55	15	211	27.3	3.84	2	3.6	5	9.1	45	17.3
Mioduszewski	30	11	113	36.7	3.77	2	6.7	2	6.7	17	42.8
Flowers	4	2	18	50.0	4.50	0	0.0	0	0.0	12	62.5
COLTS	**319**	**126**	**1625**	**39.5**	**5.09**	**13**	**4.1**	**27**	**8.5**	**66**	**34.5**
OPPONENTS	**321**	**165**	**2411**	**51.4**	**7.51**	**21**	**6.5**	**29**	**9.0**	**59**	**60.4**

1954

RECORD: 3-9 COACH: WEEB EWBANK
SIXTH – WESTERN CONFERENCE

HOME: 2-4 CONF: 2-8
AWAY: 1-5 NCONF: 1-1

DATE		RESULTS	OPPONENT	ATTENDANCE
9/26	L	0-48	LOS ANGELES RAMS	36,215
10/2	W	20-14	NEW YORK GIANTS	27,088
10/10	L	9-28	@ Chicago	27,845
10/16	L	0-35	@ Detroit	48,272
10/24	L	6-7	GREEN BAY	28,680
10/31	L	21-24	@ Washington	23,566
11/6	L	3-27	DETROIT	25,287
11/13	L	13-24	Green Bay @ Milw.	19,786
11/21	L	13-28	CHICAGO	23,093
11/28	W	17-13	SAN FRANCISCO	23,875
12/4	W	22-21	@ Los Angeles Rams	30,744
12/11	L	7-10	@ San Francisco	26,856

TEAM STATISTICS	COLTS	OPP
TOTAL FIRST DOWNS	169	234
Rushing	66	95
Passing	90	120
Penalty	13	19
TOTAL NET YARDS	2934	3930
Avg. Per Game	244.5	327.5
NET YARDS RUSHING	1275	1630
Avg. Per Game	106.3	135.8
Total Rushes	364	425
NET YARDS PASSING	1659	2300
Avg. Per Game	139.1	191.7
Tackled/Yards Lost	–336	–203
Gross Yards	1995	2503
Att./Completions	313/163	330/178
Completion Pct.	52.1	53.9
Had Intercepted	22	20
PUNTS/AVERAGE	72/37.2	57/39.8
PENALTIES/YARDS	71/662	92/834
FUMBLES/BALL LOST	20/12	28/10
TOUCHDOWNS	14	36
Rushing	4	21
Passing	9	12
Defense/Kicking	1/0	2/1

SCORE BY PERIODS	1	2	3	4	TOTAL
COLTS	33	55	26	17	131
OPPONENTS	62	65	73	79	279

SCORING	TDR	TDP	TDRT	PAT	FG	S	TP
Kerkorian	1			11-12	5-10		32
Young	2	3					30
Rechichar				1-1	6-13		19
Womble		3					18
Edwards		1					6
Robinson			1				6
Taliaferro		1					6
Taseff		1					6
Toth	1						6
Finnin						1	2
COLTS	**4**	**9**	**1**	**12-13**	**11-23**	**1**	**131**
OPPONENTS	**21**	**12**	**3**	**36-36**	**9-19**	**0**	**279**

RUSHING	NO.	YDS.	AVG.	LG	TD
Young	70	311	4.4	57t	2
Toth	86	303	3.5	15	1
Taseff	41	228	5.0	32	0
Womble	60	174	2.9	24	0
Taliaferro	48	157	3.3	29	0
Kerkorian	22	36	1.6	11	1
Davidson	11	31	2.8	15	0
Huzvar	19	29	1.5	6	0
Shula	2	3	1.5	3	0
Enke	5	3	0.6	5	0
COLTS	**364**	**1275**	**3.5**	**57t**	**4**
OPPONENTS	**425**	**1630**	**3.8**	**38**	**21**

RECEIVING	NO.	YDS.	AVG.	LG	TD
Edwards	40	531	13.3	42	1
Colteryahn	30	384	12.8	21	0
Womble	30	338	11.3	78t	3
Taseff	16	159	9.9	30	1
Young	15	272	18.1	78t	3
Taliaferro	14	122	8.7	29t	1
Toth	11	51	4.6	13	0
Bighead	6	89	14.8	25	0
Mutscheller	1	49	49.0	49	0
COLTS	**163**	**1995**	**12.2**	**78t**	**9**
OPPONENTS	**178**	**2503**	**14.1**	**80t**	**12**

INTERCEPTIONS	NO.	YDS.	AVG.	LG	TD
Shula	5	84	16.8	25	0
Keane	5	22	4.4	9	0
Eggers	3	18	6.0	10	0
Rechichar	2	27	13.5	21	0
Taseff	2	15	7.5	15	0
Leberman	2	0	0.0	0	0
Campanella	1	0	0.0	0	0
COLTS	**20**	**166**	**8.3**	**25**	**0**
OPPONENTS	**22**	**232**	**10.5**	**50**	**1**

PUNTING	NO.	YDS.	AVG.	LG	BLK.
Davidson	72	2680	37.2	55	1
COLTS	**72**	**2680**	**37.2**	**55**	**1**
OPPONENTS	**57**	**2266**	**39.8**	**63**	**0**

PUNT RETURNS	NO.	YDS.	AVG.	LG	TD
Young	14	60	4.3	16	0
Taseff	8	52	6.5	13	0
Rechichar	6	22	3.7	9	0
Taliaferro	5	34	6.8	18	0
COLTS	**33**	**168**	**5.1**	**18**	**0**
OPPONENTS	**45**	**150**	**3.3**	**39**	**0**

KICKOFF RETURNS	NO.	YDS.	AVG.	LG	TD
Young	13	308	23.7	30	0
Womble	9	170	18.9	27	0
Taseff	7	167	23.9	35	0
Taliaferro	7	134	19.1	24	0
Rechichar	3	26	8.7	12	0
Pellington	2	26	13.0	14	0
Robinson	1	19	19.0	19	0
Langas	1	18	18.0	18	0
Joyce	1	13	13.0	13	0
Toth	1	13	13.0	13	0
McMillan	1	5	5.0	5	0
Huzvar	1	0	0.0	0	0
Radosevich	1	0	0.0	0	0
COLTS	**48**	**899**	**18.7**	**35**	**0**
OPPONENTS	**29**	**587**	**20.2**	**40**	**0**

USUAL STARTERS
PRO BOWLERS IN BOLDFACE

	OFFENSE	DEFENSE
WR	Lloyd Colteryahn	**LDE Gino Marchetti**
LT	Ken Jackson	**LDT Art Donovan**
LG	Art Spinney	RDT Tom Finnin
C	Buzz Nutter	RDE Don Joyce
RG	Alex Sandusky	LLB Bill Pellington
RT	Jack Little	MLB Joe Campanella
SE	Dan Edwards	RLB Doug Eggers
RB	Zollie Toth	LCB Carl Taseff
QB	Gary Kerkorian	RCB Don Shula
RB	**Buddy Young**	LS Tom Keane
RB	Royce Womble	RS Bert Rechichar

PASSING	ATT.	COMP.	YDS.	PCT.	AVG./ATT.	TD	TD%	INT.	INT%	LG	RATING
Kerkorian	217	117	1515	53.9	6.98	9	4.1	12	5.5	78t	66.9
Davidson	64	28	309	43.8	4.83	0	0.0	5	7.8	29t	26.1
Enke	28	17	171	60.7	6.11	0	0.0	3	10.7	42t	38.5
Taliaferro	2	0	0	0.0	0.00	0	0.0	1	50.0	0	0.0
Keane	1	1	0	100.0	0.00	0	0.0	0	0.0	0	79.2
Toth	1	0	0	0.0	0.00	0	0.0	1	100.0	0	0.0
COLTS	**313**	**163**	**1995**	**52.1**	**5.09**	**9**	**2.9**	**22**	**7.0**	**78t**	**52.3**
OPPONENTS	**330**	**178**	**2503**	**53.9**	**7.58**	**12**	**3.6**	**20**	**6.1**	**80t**	**65.5**

1955

RECORD: 5-6-1 COACH: WEEB EWBANK
FOURTH – WESTERN CONFERENCE

HOME: 4-1-1 CONF: 5-4-1
AWAY: 1-5 NCONF: 0-2

DATE		RESULTS	OPPONENT	ATTENDANCE
9/25	W	23-17	CHICAGO	36,167
10/1	W	28-13	DETROIT	40,030
10/8	W	24-20	Green Bay @ Milw.	40,199
10/16	L	10-38	@ Chicago	40,184
10/23	L	13-14	WASHINGTON	51,587
10/29	W	14-10	GREEN BAY	34,411
11/5	L	14-24	@ Detroit	53,874
11/13	L	7-17	@ New York Giants	33,982
11/20	T	17-17	LOS ANGELES RAMS	41,146
11/27	W	26-14	SAN FRANCISCO	33,485
12/4	L	14-20	@ Los Angeles Rams	37,024
12/11	L	24-35	@ San Francisco	35,371

TEAM STATISTICS	COLTS	OPP
TOTAL FIRST DOWNS	206	234
Rushing	93	120
Passing	92	98
Penalty	21	16
TOTAL NET YARDS	3464	4122
Avg. Per Game	288.3	343.5
NET YARDS RUSHING	1833	2035
Avg. Per Game	152.8	169.6
Total Rushes	456	448
NET YARDS PASSING	1631	2087
Avg. Per Game	135.9	173.9
Tackled/Yards Lost	–164	–201
Gross Yards	1795	2288
Att./Completions	266/134	320/158
Completion Pct.	50.4	49.4
Had Intercepted	22	19
PUNTS/AVERAGE	55/39.3	56/39.9
PENALTIES/YARDS	59/565	69/681
FUMBLES/BALL LOST	18/8	24/14
TOUCHDOWNS	26	30
Rushing	15	18
Passing	11	12
Defense/Kicking	0/0	0/0

SCORE BY PERIODS	1	2	3	4	TOTAL
COLTS	**54**	**44**	**57**	**59**	**214**
OPPONENTS	**36**	**72**	**69**	**62**	**239**

SCORING	TDR	TDP	TDRT	PAT	FG	S	TP
Rechichar				25-26	10-24		55
Ameche	9						54
Mutscheller		7					42
Colteryahn		3					18
Shaw	3						18
Young, B.	1	1					12
Kerkorian	1				1-2		9
Dupre	1						6
COLTS	**15**	**11**	**0**	**25-26**	**11-26**	**0**	**214**
OPPONENTS	**18**	**12**	**0**	**29-30**	**10-14**	**0**	**239**

RUSHING	NO.	YDS.	AVG.	LG	TD
Ameche	213	961	4.5	79t	9
Dupre	88	338	3.8	60	1
Shaw	68	301	4.4	37	3
Young, B.	32	87	2.7	25	1
Young, D.	17	39	2.3	10	0
Shields	10	34	3.4	14	0
Hugasian	12	34	2.8	15	0
Kerkorian	6	20	3.7	12	1
Renfro	4	13	3.3	5	0
Bryan	2	4	2.0	8	0
Womble	4	2	0.5	4	0
COLTS	**456**	**1833**	**4.0**	**79t**	**15**
OPPONENTS	**448**	**2035**	**4.5**	**81t**	**18**

RECEIVING	NO.	YDS.	AVG.	LG	TD
Mutscheller	33	518	15.7	48	7
Ameche	27	141	5.2	18	0
Colteryahn	21	251	12.0	22	3
Young, B.	19	426	22.4	82t	1
Berry	13	205	15.8	45	0
Dupre	10	153	15.3	30	0
Hugasian	3	32	10.7	13	0
Shields	3	27	9.0	19	0
Young, D.	2	15	7.5	11	0
Womble	1	14	14.0	14	0
Pellington	1	10	10.0	10	0
Taseff	1	3	3.0	3	0
COLTS	**134**	**1795**	**13.4**	**82t**	**11**
OPPONENTS	**158**	**2288**	**14.5**	**60**	**12**

INTERCEPTIONS	NO.	YDS.	AVG.	LG	TD
Rechichar	6	109	18.2	40	0
Shula	5	64	12.8	31	0
Campanella	2	35	17.5	23	0
Pellington	2	17	8.5	12	0
Thomas	1	23	23.0	23	0
Patera	1	8	8.0	8	0
Bryan	1	4	4.0	4	0
Taseff	1	0	0.0	0	0
COLTS	**19**	**260**	**13.7**	**40**	**0**
OPPONENTS	**22**	**269**	**12.2**	**39**	**0**

PUNTING	NO.	YDS.	AVG.	LG	BLK.
Brethauer	55	2161	39.3	56	0
COLTS	**55**	**2161**	**39.3**	**56**	**0**
OPPONENTS	**56**	**2234**	**39.9**	**63**	**0**

PUNT RETURNS	NO.	YDS.	AVG.	LG	TD
Rechichar	30	121	4.0	24	0
Taseff	14	46	3.3	20	0
Pellington	1	6	6.0	6	0
Young, D.	1	3	3.0	3	0
Patera	1	2	2.0	2	0
Young, B.	1	0	0.0	0	0
COLTS	**48**	**178**	**3.7**	**24**	**0**
OPPONENTS	**37**	**71**	**1.9**	**11**	**0**

KICKOFF RETURNS	NO.	YDS.	AVG.	LG	TD
Rechichar	9	235	26.1	59	0
Young, B.	9	222	24.7	43	0
Taseff	7	162	23.1	38	0
White	4	142	35.5	54	0
Ameche	4	60	15.0	19	0
Young, D.	2	37	18.5	22	0
Pellington	2	36	18.0	19	0
Berry	2	27	13.5	16	0
Renfro	1	20	20.0	20	0
COLTS	**40**	**941**	**23.5**	**59**	**0**
OPPONENTS	**36**	**724**	**20.1**	**57**	**0**

USUAL STARTERS
PRO BOWLERS IN BOLDFACE

	OFFENSE		DEFENSE
WR	Lloyd Colteryahn	**LDE**	**Gino Marchetti**
LT	George Radosevich	**LDT**	**Art Donovan**
LG	Art Spinney	RDT	Tom Finnin
C	**Dick Szymanski**	RDE	Don Joyce
RG	Alex Sandusky	LLB	Bill Pellington
RT	George Preas	MLB	Joe Campanella
TE	Jim Mutscheller	RLB	Doug Eggers
RB	Buddy Young	**LCB**	**Bert Rechichar**
QB	George Shaw	RCB	Don Shula
RB	**Alan Ameche**	LS	Carl Taseff
RB	L. G. Dupre	RS	Jesse Thomas

PASSING	ATT.	COMP.	YDS.	PCT.	AVG./ATT.	TD	TD%	INT.	INT%	LG	RATING
Shaw	237	119	1586	50.2	6.69	10	4.2	19	8.0	82t	52.5
Kerkorian	29	15	209	51.7	7.21	1	3.4	3	10.3	48t	47.1
COLTS	**266**	**134**	**1795**	**50.4**	**6.75**	**11**	**4.1**	**22**	**8.3**	**82t**	**51.5**
OPPONENTS	**320**	**158**	**2288**	**49.4**	**7.15**	**12**	**3.8**	**19**	**5.9**	**60t**	**60.8**

1956

RECORD: 5-7 COACH: WEEB EWBANK
FOURTH – WESTERN CONFERENCE

HOME: 4-2 CONF: 3-7
AWAY: 1-5 NCONF: 2-0

DATE		RESULTS	OPPONENT	ATTENDANCE
9/30	W	28-21	CHICAGO	45,221
10/6	L	14-31	DETROIT	42,622
10/14	L	33-38	Green Bay @ Milw.	24,214
10/21	L	27-58	@ Chicago	48,364
10/28	W	28-21	GREEN BAY	40,086
11/11	W	21-7	@ Cleveland	42,404
11/18	L	3-27	@ Detroit	55,788
11/25	W	56-21	LOS ANGELES RAMS	40,321
12/2	L	17-20	SAN FRANCISCO	37,227
12/9	L	7-31	@ Los Angeles Rams	51,037
12/16	L	17-30	@ San Francisco	43,791
12/23	W	19-17	WASHINGTON	32,944

TEAM STATISTICS	COLTS	OPP
TOTAL FIRST DOWNS	216	238
Rushing	106	109
Passing	99	115
Penalty	11	14
TOTAL NET YARDS	4125	4176
Avg. Per Game	343.8	348.0
NET YARDS RUSHING	2204	1916
Avg. Per Game	183.7	159.7
Total Rushes	432	447
NET YARDS PASSING	1921	2260
Avg. Per Game	160.1	188.3
Tackled/Yards Lost	–289	–203
Gross Yards	2210	2463
Att./Completions	279/158	297/165
Completion Pct.	56.6	55.6
Had Intercepted	18	13
PUNTS/AVERAGE	58/38.4	56/44.4
PENALTIES/YARDS	53/507	62/486
FUMBLES/BALL LOST	18/14	23/15
TOUCHDOWNS	38	43
Rushing	21	16
Passing	14	22
Defense/Kicking	1/2	3/2

SCORE BY PERIODS	1	2	3	4	TOTAL
COLTS	55	103	51	61	270
OPPONENTS	80	64	83	95	322

SCORING	TDR	TDP	TDRT	PAT	FG	S	TP
Moore	8	1					54
Ameche	8						48
Mutscheller		6					36
Dupre	2	2					24
Feamster				24-26	0-3		24
Vessels	2	1					18
Rechichar				8-10	3-13		17
Berry		2					12
Taseff			2				12
Womble		2					12
Thomas			1				6
Unitas	1						6
Kerkorian				1-2			1
COLTS	**21**	**14**	**3**	**33-38**	**3-16**	**0**	**270**
OPPONENTS	**16**	**22**	**5**	**40-43**	**8-19**	**0**	**322**

RUSHING	NO.	YDS.	AVG.	LG	TD
Ameche	178	858	4.8	43	8
Moore	86	649	7.5	79t	8
Vessels	44	215	4.9	31	2
Dupre	49	182	3.7	21	2
Unitas	28	155	5.5	34	1
Womble	20	72	3.6	12	0
Shaw	20	63	3.2	19	0
Young, D.	5	7	1.4	3	0
Taseff	1	2	2.0	2	0
Rechichar	1	1	1.0	1	0
COLTS	**432**	**2204**	**5.1**	**79t**	**21**
OPPONENTS	**447**	**1916**	**4.3**	**33**	**16**

RECEIVING	NO.	YDS.	AVG.	LG	TD
Mutscheller	44	715	16.3	53t	6
Berry	37	601	16.2	54	2
Ameche	26	189	7.3	22	0
Dupre	16	216	13.5	49t	2
Vessels	11	177	16.1	30	1
Moore	11	102	9.3	27	1
Womble	9	180	20.0	43t	2
Colteryahn	3	29	9.7	16	0
Unitas	1	1	1.0	1	0
COLTS	**158**	**2210**	**14.0**	**54**	**14**
OPPONENTS	**165**	**2463**	**14.9**	**77t**	**22**

INTERCEPTIONS	NO.	YDS.	AVG.	LG	TD
Rechichar	4	63	15.8	42	0
Thomas	2	36	18.0	23	0
Taseff	2	13	6.5	8	0
Patera	2	10	5.0	10	0
Eggers	1	6	6.0	6	0
Pellington	1	4	4.0	4	0
Shula	1	2	2.0	2	0
COLTS	**13**	**134**	**10.3**	**42**	**0**
OPPONENTS	**18**	**275**	**15.3**	**59t**	**2**

PUNTING	NO.	YDS.	AVG.	LG	BLK.
Rechichar	33	1276	38.7	56	0
Dupre	25	953	38.1	54	0
COLTS	**58**	**2229**	**38.4**	**56**	**0**
OPPONENTS	**56**	**2489**	**44.4**	**70**	**0**

PUNT RETURNS	NO.	YDS.	AVG.	LG	TD
Taseff	27	233	8.6	90t	1
Moore	8	38	4.8	15	0
Rechichar	5	10	2.0	7	0
Nyers	2	16	8.0	16	0
COLTS	**42**	**297**	**7.1**	**90t**	**1**
OPPONENTS	**39**	**153**	**3.9**	**67t**	**2**

KICKOFF RETURNS	NO.	YDS.	AVG.	LG	TD
Vessels	16	379	23.7	42	0
Moore	10	129	12.9	21	0
Taseff	9	206	22.9	34	0
Dupre	7	148	21.1	35	0
Nyers	3	69	23.0	35	0
Young, D.	3	40	13.3	18	0
Ameche	2	38	19.0	25	0
Sandusky	1	24	24.0	24	0
Spinney	1	10	10.0	10	0
Pellington	1	0	0.0	0	0
Shula	1	0	0.0	0	0
COLTS	**54**	**1043**	**19.3**	**42**	**0**
OPPONENTS	**43**	**1015**	**23.6**	**103t**	**1**

USUAL STARTERS
PRO BOWLERS IN BOLDFACE

	OFFENSE		DEFENSE
WR	Raymond Berry	**LDE**	**Gino Marchetti**
LT	Ken Jackson	**LDT**	**Art Donovan**
LG	Art Spinney	RDT	Tom Finnin
C	Buzz Nutter	RDE	Don Joyce
RG	Alex Sandusky	LLB	Bill Pellington
RT	George Preas	MLB	Joe Campanella
TE	Jim Mutscheller	RLB	Doug Eggers
RB	**Lenny Moore**	**LCB**	**Bert Rechichar**
QB	John Unitas	RCB	Don Shula
RB	**Alan Ameche**	LS	Carl Taseff
RB	L. G. Dupre	RS	Jesse Thomas

PASSING	ATT.	COMP.	YDS.	PCT.	AVG./ATT.	TD	TD%	INT.	INT%	LG	RATING
Unitas	198	110	1498	55.6	7.57	9	4.5	10	5.1	54t	74.0
Shaw	75	45	645	60.0	8.60	3	4.0	7	9.3	49t	62.4
Moore	4	1	8	25.0	2.00	1	25.0	1	25.0	8t	39.6
Kerkorian	2	2	59	100.0	29.50	1	50.0	0	0.0	40t	158.3
COLTS	**279**	**158**	**2210**	**56.6**	**7.92**	**14**	**5.0**	**18**	**6.5**	**54t**	**72.1**
OPPONENTS	**297**	**165**	**2463**	**55.6**	**8.29**	**22**	**7.4**	**13**	**4.4**	**77t**	**89.3**

1957

RECORD: 7-5 COACH: WEEB EWBANK
THIRD – WESTERN CONFERENCE

HOME: 4-2 CONF: 6-4
AWAY: 3-3 NCONF: 1-1

DATE		RESULTS	OPPONENT	ATTENDANCE
9/29	W	34-14	DETROIT	40,112
10/5	W	20-10	CHICAGO	46,558
10/13	W	45-17	Green Bay @ Milw.	26,322
10/20	L	27-31	@ Detroit	55,764
10/27	L	21-24	GREEN BAY	48,510
11/3	L	13-19	PITTSBURGH	42,575
11/10	W	21-17	@ Washington	33,149
11/17	W	29-14	@ Chicago	47,168
11/24	W	27-21	SAN FRANCISCO	50,073
12/1	W	31-14	LOS ANGELES RAMS	52,060
12/8	L	13-17	@ San Francisco	59,950
12/15	L	21-37	@ Los Angeles Rams	52,560

TEAM STATISTICS	COLTS	OPP
TOTAL FIRST DOWNS	222	204
Rushing	91	69
Passing	117	118
Penalty	14	17
TOTAL NET YARDS	4123	3406
Avg. Per Game	343.6	283.8
NET YARDS RUSHING	1735	1174
Avg. Per Game	144.6	97.8
Total Rushes	434	375
NET YARDS PASSING	2388	2232
Avg. Per Game	199.0	186.0
Tackled/Yards Lost	–220	–316
Gross Yards	2608	2548
Att./Completions	314/177	342/175
Completion Pct.	56.4	51.2
Had Intercepted	19	28
PUNTS/AVERAGE	55/34.5	56/42.5
PENALTIES/YARDS	67/712	60/546
FUMBLES/BALL LOST	22/12	29/12
TOUCHDOWNS	41	29
Rushing	12	10
Passing	25	19
Defense/Kicking	3/1	0/0

SCORE BY PERIODS	1	2	3	4	TOTAL
COLTS	82	65	70	86	303
OPPONENTS	34	75	28	98	235

SCORING	TDR	TDP	TDRT	PAT	FG	S	TP
Moore	3	7	1				66
Mutscheller		8					48
Ameche	5	2					42
Berry		6					36
Rechichar				22-25	3-13		31
Myhra				14-16	4-6		26
Dupre	2	2					24
Davis			2				12
Marchetti			1				6
Shaw	1						6
Unitas	1						6
COLTS	**12**	**25**	**4**	**36-41**	**7-19**	**0**	**303**
OPPONENTS	**10**	**19**	**0**	**29-29**	**10-21**	**1**	**235**

RUSHING	NO.	YDS.	AVG.	LG	TD
Ameche	144	493	3.4	49	5
Moore	98	488	5.0	55t	3
Dupre	101	375	3.7	22	2
Unitas	42	171	4.1	24	1
Call	33	145	4.4	24	0
Shaw	5	30	6.0	11	1
Pricer	2	18	9.0	14	0
Womble	7	18	2.6	7	0
Myhra	1	1	1.0	1	0
Nyers	1	-4	-4.0	-4	0
COLTS	**434**	**1735**	**4.0**	**55t**	**12**
OPPONENTS	**375**	**1174**	**3.1**	**57**	**10**

RECEIVING	NO.	YDS.	AVG.	LG	TD
Berry	47	800	17.0	67t	6
Moore	40	687	17.2	82t	7
Mutscheller	32	558	17.4	66t	8
Dupre	32	339	10.6	43	2
Ameche	15	137	9.1	40	2
Womble	7	69	9.9	37	0
Call	4	18	4.5	8	0
COLTS	**177**	**2608**	**14.7**	**82t**	**25**
OPPONENTS	**175**	**2548**	**14.6**	**75t**	**19**

INTERCEPTIONS	NO.	YDS.	AVG.	LG	TD
Davis	10	219	21.9	75t	2
Rechichar	5	33	6.6	21	0
Nelson	5	29	5.8	13	0
Shinnick	2	31	15.5	22	0
Patera	1	16	16.0	16	0
DeCarlo	1	14	14.0	14	0
Taseff	1	7	7.0	7	0
Joyce	1	0	0.0	0	0
Moore	1	0	0.0	0	0
Thomas	1	0	0.0	0	0
COLTS	**28**	**349**	**12.5**	**75t**	**2**
OPPONENTS	**19**	**180**	**9.5**	**28**	**0**

PUNTING	NO.	YDS.	AVG.	LG	BLK.
Davidson	47	1664	35.4	56	0
Rechichar	5	157	31.4	51	0
Dupre	3	75	25.0	38	0
COLTS	**55**	**1896**	**34.5**	**56**	**0**
OPPONENTS	**56**	**2380**	**42.5**	**76**	**0**

PUNT RETURNS	NO.	YDS.	AVG.	LG	TD
Rechichar	22	71	3.2	22	0
Taseff	7	60	8.6	49	0
Moore	2	0	0.0	0	0
Shinnick	1	2	2.0	2	0
Davis	1	0	0.0	0	0
COLTS	**33**	**133**	**4.0**	**49**	**0**
OPPONENTS	**34**	**109**	**3.2**	**28**	**0**

KICKOFF RETURNS	NO.	YDS.	AVG.	LG	TD
Nyers	17	350	20.6	46	0
Call	14	329	23.5	45	0
Davidson	5	79	15.8	21	0
Pricer	2	40	20.0	23	0
Owens	1	23	23.0	23	0
Myhra	1	19	19.0	19	0
Moore, H.	1	16	16.0	16	0
Rechichar	1	0	0.0	0	0
Moore, L.	0	92	0.0	92t	1
COLTS	**42**	**948**	**22.6**	**92t**	**1**
OPPONENTS	**49**	**1120**	**22.9**	**64**	**0**

USUAL STARTERS
PRO BOWLERS IN BOLDFACE

	OFFENSE		DEFENSE
WR	Raymond Berry	**LDE**	**Gino Marchetti**
LT	Jim Parker	**LDT**	**Art Donovan**
LG	Art Spinney	RDT	Gene Lipscomb
C	Buzz Nutter	RDE	Don Joyce
RG	Alex Sandusky	LLB	Don Shinnick
RT	George Preas	MLB	Jack Patera
TE	**Jim Mutscheller**	RLB	Doug Eggers
RB	Lenny Moore	LCB	Carl Taseff
QB	**John Unitas**	RCB	Milt Davis
RB	**Alan Ameche**	LS	Andy Nelson
RB	L.G. Dupre	**RS**	**Bert Rechichar**

PASSING	ATT.	COMP.	YDS.	PCT.	AVG./ATT.	TD	TD%	INT.	INT%	LG	RATING
Unitas	301	172	2550	57.1	8.47	24	8.0	17	5.7	82t	88.0
Shaw	9	5	58	55.6	6.44	1	11.1	1	11.1	17t	72.7
Davidson	2	0	0	0.0	0.00	0	0.0	1	0.0	0	0.0
Moore	2	0	0	0.0	0.00	0	0.0	0	0.0	0	39.6
COLTS	**314**	**177**	**2608**	**56.4**	**8.31**	**25**	**8.0**	**19**	**6.1**	**82t**	**85.0**
OPPONENTS	**342**	**175**	**2548**	**51.2**	**7.45**	**19**	**5.6**	**28**	**8.2**	**75t**	**60.2**

1958

WORLD CHAMPIONS
RECORD: 9-3 COACH: WEEB EWBANK
FIRST – WESTERN CONFERENCE

HOME: 6-0 CONF: 8-2
AWAY: 3-3 NCONF: 1-1

DATE	RESULTS	OPPONENT	ATTENDANCE
9/28	W 28-15	DETROIT	48,377
10/4	W 51-38	CHICAGO	52,622
10/12	W 24-17	Green Bay @ Milw.	24,553
10/19	W 40-14	@ Detroit	55,190
10/26	W 35-10	WASHINGTON	54,403
11/2	W 56-0	GREEN BAY	51,333
11/9	L 21-24	@ New York Giants	71,164
11/16	W 17-0	@ Chicago	48,664
11/23	W 34-7	LOS ANGELES RAMS	57,557
11/30	W 35-27	SAN FRANCISCO	57,557
12/6	L 28-30	@ Los Angeles Rams	100,202
12/14	L 12-21	@ San Francisco	53,334
12/28	**W 23-17OT**	**@ New York Giants**	**64,185**

TEAM STATISTICS	COLTS	OPP
TOTAL FIRST DOWNS	253	188
Rushing	117	70
Passing	120	106
Penalty	16	12
TOTAL NET YARDS	4539	3284
Avg. Per Game	378.3	273.7
NET YARDS RUSHING	2127	1291
Avg. Per Game	177.3	107.6
Total Rushes	456	331
NET YARDS PASSING	2412	1993
Avg. Per Game	201.0	166.1
Tackled/Yards Lost	–125	–255
Gross Yards	2537	2248
Att./Completions	354/178	363/168
Completion Pct.	50.3	46.3
Had Intercepted	11	35
PUNTS/AVERAGE	62/37.3	62/44.1
PENALTIES/YARDS	55/518	60/555
FUMBLES/BALL LOST	26/11	31/17
TOUCHDOWNS	53	27
Rushing	24	13
Passing	26	9
Defense/Kicking	1/2	3/2

SCORE BY PERIODS	1	2	3	4	TOTAL
COLTS	**92**	**93**	**63**	**133**	**381**
OPPONENTS	**41**	**66**	**65**	**31**	**203**

SCORING	TDR	TDP	TDRT	PAT	FG	S	TP
Moore	7	7					84
Myhra				48-51	4-10		60
Ameche	8	1					54
Berry		9					54
Mutscheller		7					42
Lyles	1	1	2				24
Dupre	3						18
Unitas	3						18
Rechichar		1			1-4		9
Nelson			1				6
Pricer	1						6
Shaw	1			0-1			6
COLTS	**24**	**26**	**3**	**48-52**	**5-14**	**0**	**381**
OPPONENTS	**13**	**9**	**5**	**23-27**	**6-17**	**0**	**203**

RUSHING	NO.	YDS.	AVG.	LG	TD
Ameche	171	791	4.6	28	8
Moore	82	598	7.3	73t	7
Dupre	95	390	4.1	39	3
Call	37	154	4.2	35	0
Unitas	33	139	4.2	28	3
Lyles	22	41	1.7	27t	1
Pricer	10	26	2.6	4	1
Shaw	5	3	0.6	3	1
Brown	1	9	9.0	9	0
COLTS	**456**	**2127**	**4.7**	**73t**	**24**
OPPONENTS	**331**	**1291**	**3.9**	**28**	**13**

RECEIVING	NO.	YDS.	AVG.	LG	TD
Berry	56	794	14.2	54	9
Moore	50	938	18.8	77t	7
Mutscheller	28	504	18.0	54t	7
Dupre	13	111	8.5	22	0
Ameche	13	81	6.2	18	1
Lyles	5	24	4.8	11	1
Rechichar	4	34	8.5	12	1
Call	4	28	7.0	12	0
Pricer	3	14	4.7	6	0
DeCarlo	1	10	10.0	10	0
Pellington	1	–1	–1.0	–1	0
COLTS	**178**	**2537**	**14.3**	**77t**	**26**
OPPONENTS	**168**	**2248**	**13.4**	**69t**	**9**

INTERCEPTIONS	NO.	YDS.	AVG.	LG	TD
Nelson	8	199	21.9	69	1
Brown	8	149	6.6	30	0
Taseff	7	52	5.8	17	0
Pellington	4	44	15.5	21	0
Davis	4	40	16.0	28	0
Shinnick	3	23	14.0	16	0
Sanford	1	7	7.0	7	0
COLTS	**35**	**514**	**14.7**	**69**	**1**
OPPONENTS	**11**	**169**	**15.4**	**44t**	**3**

PUNTING	NO.	YDS.	AVG.	LG	BLK.
Brown	41	1635	39.9	60	0
Horn	19	617	32.5	48	0
Stone	1	28	28.0	28	0
Dupre	1	-4	-4.0	-4	0
COLTS	**62**	**2276**	**36.7**	**60**	**0**
OPPONENTS	**62**	**2736**	**44.1**	**60**	**0**

PUNT RETURNS	NO.	YDS.	AVG.	LG	TD
Taseff	29	196	6.8	33	0
Rechichar	7	29	4.1	11	0
Moore	2	11	5.5	11	0
Simpson	1	1	1.0	1	0
COLTS	**39**	**237**	**6.1**	**33**	**0**
OPPONENTS	**40**	**176**	**4.4**	**71t**	**1**

KICKOFF RETURNS	NO.	YDS.	AVG.	LG	TD
Lyles	11	398	36.2	103t	2
Pricer	9	168	18.7	28t	0
Moore	4	91	22.8	25t	0
Simpson	3	59	19.7	24t	0
Rechichar	3	50	16.7	22t	0
Call	2	48	24.0	26t	0
Taseff	1	50	50.0	50t	0
DeCarlo	1	0	0.0	0t	0
COLTS	**34**	**864**	**25.4**	**103t**	**2**
OPPONENTS	**43**	**1241**	**28.9**	**99t**	**1**

USUAL STARTERS
PRO BOWLERS IN BOLDFACE

	OFFENSE		DEFENSE
WR	**Raymond Berry**	**LDE**	**Gino Marchetti**
LT	**Jim Parker**	LDT	Art Donovan
LG	Art Spinney	**RDT**	**Gene Lipscomb**
C	Buzz Nutter	**RDE**	**Don Joyce**
RG	Alex Sandusky	LLB	Leo Sanford
RT	George Preas	MLB	Bill Pellington
TE	Jim Mutscheller	RLB	Don Shinnick
WR	**Lenny Moore**	LCB	Carl Taseff
QB	**John Unitas**	RCB	Milt Davis
RB	**Alan Ameche**	LS	Andy Nelson
RB	L.G. Dupre	RS	Ray Brown

PASSING	ATT.	COMP.	YDS.	PCT.	AVG./ATT.	TD	TD%	INT.	INT%	LG	RATING
Unitas	263	136	2007	51.7	7.63	19	7.2	7	2.7	77t	90.0
Shaw	89	41	531	46.1	5.97	7	7.9	4	4.5	57t	72.8
Brown	2	1	-1	50.0	-0.50	0	0.0	0	0.0	-1	56.3
COLTS	**354**	**178**	**2537**	**50.3**	**7.17**	**26**	**7.3**	**11**	**3.1**	**77t**	**85.4**
OPPONENTS	**363**	**168**	**2248**	**46.3**	**6.19**	**9**	**2.5**	**35**	**9.6**	**69t**	**35.1**

1959

WORLD CHAMPIONS
RECORD: 9-3 COACH: WEEB EWBANK
FIRST – WESTERN CONFERENCE

HOME: 4-2 CONF: 9-1
AWAY: 5-1 NCONF: 0-2

DATE		RESULTS	OPPONENT	ATTENDANCE
9/27	W	21-9	DETROIT	55,588
10/3	L	21-26	CHICAGO	57,557
10/11	W	31-24	@ Detroit	54,197
10/18	W	21-7	@ Chicago	48,430
10/25	W	38-21	GREEN BAY	57,557
11/1	L	31-38	CLEVELAND	57,557
11/8	L	24-27	@ Washington	32,773
11/15	W	28-24	Green Bay @ Milw.	25,521
11/22	W	45-14	SAN FRANCISCO	57,557
11/29	W	35-21	LOS ANGELES RAMS	57,557
12/5	W	34-14	@ San Francisco	59,075
12/12	W	45-26	@ Los Angeles Rams	65,528
12/27	**W**	**31-16**	**NEW YORK GIANTS**	**57,545**

TEAM STATISTICS	COLTS	OPP
TOTAL FIRST DOWNS	267	195
Rushing	95	65
Passing	148	118
Penalty	24	12
TOTAL NET YARDS	4458	3899
Avg. Per Game	371.5	324.9
NET YARDS RUSHING	1705	1557
Avg. Per Game	142.1	129.7
Total Rushes	435	325
NET YARDS PASSING	2753	2342
Avg. Per Game	229.4	195.2
Tackled/Yards Lost	–185	–155
Gross Yards	2938	2497
Att./Completions	375/196	351/171
Completion Pct.	52.3	48.7
Had Intercepted	14	40
PUNTS/AVERAGE	53/41.9	50/44.7
PENALTIES/YARDS	56/634	65/610
FUMBLES/BALL LOST	22/9	18/9
TOUCHDOWNS	51	31
Rushing	13	16
Passing	33	13
Defense/Kicking	4/1	2/0

SCORE BY PERIODS	1	2	3	4	TOTAL
COLTS	**55**	**94**	**83**	**142**	**374**
OPPONENTS	**31**	**90**	**85**	**45**	**251**

SCORING	TDR	TDP	TDRT	PAT	FG	S	TP
Berry		14					84
Myhra				50-51	6-17		68
Ameche	7	1					48
Moore	2	6					48
Mutscheller		8					48
Richardson		3					18
Sommer	2						12
Unitas	2						12
Davis			1				6
Dupre		1					6
Nelson			1				6
Pellington			1				6
Szymanski			1				6
Taseff			1				6
Rechichar					0-1		0
COLTS	**13**	**33**	**5**	**50-51**	**6-18**	**0**	**374**
OPPONENTS	**16**	**13**	**2**	**29-31**	**12-22**	**0**	**251**

RUSHING	NO.	YDS.	AVG.	LG	TD
Ameche	178	679	3.8	26	7
Moore	92	422	4.6	31t	2
Sommer	61	227	3.7	53t	2
Unitas	29	145	5.0	21	2
Pricer	34	128	3.8	16	0
Dupre	23	54	2.4	21	0
Hawkins	12	44	3.7	11	0
Brown	2	4	2.0	3	0
Lewis	4	2	0.5	2	0
COLTS	**435**	**1705**	**3.9**	**53t**	**13**
OPPONENTS	**325**	**1557**	**4.8**	**70t**	**16**

RECEIVING	NO.	YDS.	AVG.	LG	TD
Berry	66	959	14.5	55t	14
Moore	47	846	18.0	71	6
Mutscheller	44	699	15.9	40t	8
Ameche	13	129	9.9	30	1
Sommer	7	111	15.7	56	0
Richardson	7	81	11.6	15	3
Dupre	6	47	7.8	18	1
Lewis	3	54	18.0	25	0
Pricer	2	3	1.5	4	0
Sherer	1	9	9.0	9	0
COLTS	**196**	**2938**	**15.0**	**71**	**33**
OPPONENTS	**171**	**2497**	**14.6**	**81t**	**13**

INTERCEPTIONS	NO.	YDS.	AVG.	LG	TD
Davis	7	119	17.0	57t	1
Shinnick	7	70	10.0	23	0
Nelson	6	33	5.5	33t	1
Brown	5	89	17.8	44	0
Szymanski	5	24	4.8	15t	1
Pellington	4	99	24.8	30t	1
Taseff	2	60	30.0	33	0
Lipscomb	1	49	49.0	49	0
Matuszak	1	23	23.0	23	0
Sample	1	10	10.0	10	0
Marchetti	1	1	0.0	0	0
COLTS	**40**	**577**	**14.4**	**57t**	**4**
OPPONENTS	**14**	**199**	**14.2**	**37**	**2**

PUNTING	NO.	YDS.	AVG.	LG	BLK.
Sherer	51	2132	41.8	60	0
Brown	2	89	44.5	55	0
COLTS	**53**	**2221**	**41.9**	**60**	**0**
OPPONENTS	**50**	**2236**	**44.7**	**60**	**0**

PUNT RETURNS	NO.	YDS.	AVG.	LG	TD
Sample	22	129	5.8	25	0
Taseff	15	104	6.9	25	0
Shinnick	1	0	0.0	0	0
COLTS	**38**	**233**	**6.1**	**25**	**0**
OPPONENTS	**33**	**120**	**3.6**	**30**	**0**

KICKOFF RETURNS	NO.	YDS.	AVG.	LG	TD
Sample	17	457	26.9	80	0
Sommer	8	166	20.8	25	0
Pricer	6	66	11.0	25	0
Rechichar	2	39	19.5	27	0
Lewis	2	31	15.5	23	0
Hawkins	1	21	21.0	21	0
Plunkett	1	12	12.0	12	0
Davis	1	0	0.0	0	0
COLTS	**38**	**792**	**20.8**	**80**	**0**
OPPONENTS	**46**	**950**	**20.7**	**42**	**0**

USUAL STARTERS
PRO BOWLERS IN BOLDFACE

	OFFENSE		DEFENSE
WR	**Raymond Berry**	**LDE**	**Gino Marchetti**
LT	**Jim Parker**	LDT	Art Donovan
LG	**Art Spinney**	**RDT**	**Gene Lipscomb**
C	Buzz Nutter	RDE	Don Joyce
RG	Alex Sandusky	LLB	Bill Pellington
RT	George Preas	MLB	Dick Szymanski
TE	Jim Mutscheller	RLB	Don Shinnick
WR	**Lenny Moore**	LCB	Carl Taseff
QB	**John Unitas**	RCB	Milt Davis
RB	Alan Ameche	LS	Andy Nelson
RB	Mike Sommer	RS	John Sample

PASSING	ATT.	COMP.	YDS.	PCT.	AVG./ATT.	TD	TD%	INT.	INT%	LG	RATING
Unitas	367	193	2899	52.6	7.90	32	8.7	14	3.8	71t	92.0
Brown	4	1	14	25.0	3.50	0	0.0	0	0.0	14t	41.7
Moore	3	2	25	66.7	8.33	1	33.3	0	0.0	13t	132.0
Dupre	1	0	0	0.0	0.00	0	0.0	0	0.0	0	39.6
COLTS	**375**	**196**	**2938**	**52.3**	**7.83**	**33**	**8.8**	**14**	**3.7**	**71t**	**92.1**
OPPONENTS	**351**	**171**	**2497**	**48.7**	**7.11**	**13**	**3.7**	**40**	**11.1**	**81t**	**45.1**

1960

RECORD: 6-6 COACH: WEEB EWBANK
FOURTH – WESTERN CONFERENCE

HOME: 4-2 CONF: 5-6
AWAY: 2-4 NCONF: 1-0

DATE		RESULTS	OPPONENT	ATTENDANCE
9/25	W	20-0	WASHINGTON	53,818
10/2	W	42-7	CHICAGO	57,808
10/9	L	21-35	@ Green Bay	32,150
10/16	W	31-17	LOS ANGELES RAMS	57,808
10/23	L	17-30	@ Detroit	53,854
10/30	W	45-7	@ Dallas	25,500
11/6	W	38-24	GREEN BAY	57,808
11/13	W	24-20	@ Chicago	48,713
11/27	L	22-30	SAN FRANCISCO	57,808
12/4	L	15-20	DETROIT	57,808
12/11	L	3-10	@ Los Angeles Rams	75,461
12/18	L	10-34	@ San Francisco	57,269

TEAM STATISTICS	COLTS	OPP
TOTAL FIRST DOWNS	227	195
Rushing	64	86
Passing	143	98
Penalty	20	11
TOTAL NET YARDS	4245	3317
Avg. Per Game	353.8	276.4
NET YARDS RUSHING	1289	1591
Avg. Per Game	107.4	132.6
Total Rushes	345	379
NET YARDS PASSING	2956	1726
Avg. Per Game	246.3	143.8
Tackled/Yards Lost	–208	–342
Gross Yards	3164	2068
Att./Completions	392/196	298/144
Completion Pct.	50.0	48.3
Had Intercepted	24	30
PUNTS/AVERAGE	52/38.5	54/46.4
PENALTIES/YARDS	51/504	59/538
FUMBLES/BALL LOST	24/12	20/9
TOUCHDOWNS	37	27
Rushing	10	17
Passing	26	8
Defense/Kicking	0/1	1/1

SCORE BY PERIODS	1	2	3	4	TOTAL
COLTS	53	123	44	68	288
OPPONENTS	23	48	62	101	234

SCORING	TDR	TDP	TDRT	PAT	FG	S	TP
Moore	4	9					78
Myhra				35-37	9-19		62
Berry		10					60
Hawkins	2	3					30
Ameche	3						18
Mutscheller		2					12
Pricer	1	1					12
Richardson		1					6
Sample			1				6
Lipscomb						1	2
Shields						1	2
COLTS	**10**	**26**	**1**	**35-37**	**9-19**	**2**	**288**
OPPONENTS	**17**	**8**	**2**	**27-27**	**15-30**	**0**	**234**

RUSHING	NO.	YDS.	AVG.	LG	TD
Moore	91	374	4.1	57t	4
Hawkins	76	267	3.5	17	2
Ameche	80	263	3.3	16	3
Unitas	36	195	5.4	27	0
Pricer	46	131	2.9	11	1
Brown	2	25	12.5	23	0
Welch	5	23	4.6	7	0
Sample	1	7	7.0	7	0
Taseff	4	3	0.8	4	0
Kovac	4	1	0.3	5	0
COLTS	**345**	**1289**	**3.7**	**57t**	**10**
OPPONENTS	**379**	**1591**	**4.2**	**66t**	**17**

RECEIVING	NO.	YDS.	AVG.	LG	TD
Berry	74	1298	17.5	70t	10
Moore	45	936	20.8	80t	9
Hawkins	25	280	11.2	49	3
Mutscheller	18	271	15.1	43t	2
DeCarlo	8	116	14.5	22	0
Richardson	8	90	11.3	23	1
Pricer	8	77	9.6	21	1
Ameche	7	56	8.0	19	0
Kovac	2	27	13.5	25	0
Taseff	1	13	13.0	13	0
COLTS	**196**	**3164**	**16.1**	**80t**	**26**
OPPONENTS	**144**	**2068**	**14.4**	**65t**	**8**

INTERCEPTIONS	NO.	YDS.	AVG.	LG	TD
Boyd	7	132	18.9	74	0
Nelson	6	47	7.8	22	0
Davis	6	32	5.3	19	0
Shinnick	5	40	8.0	11	0
Sample	4	27	6.8	18	0
Szymanski	1	15	15.0	15	0
Pellington	1	4	4.0	4	0
COLTS	**30**	**297**	**9.9**	**74**	**0**
OPPONENTS	**24**	**272**	**11.3**	**80t**	**1**

PUNTING	NO.	YDS.	AVG.	LG	BLK.
Brown	52	2001	38.5	55	0
COLTS	**52**	**2001**	**38.5**	**55**	**0**
OPPONENTS	**54**	**2506**	**46.4**	**62**	**0**

PUNT RETURNS	NO.	YDS.	AVG.	LG	TD
Sample	14	101	7.2	26	0
Taseff	6	25	4.2	7	0
Nelson	3	1	0.3	1	0
COLTS	**23**	**127**	**5.5**	**26**	**0**
OPPONENTS	**15**	**48**	**3.2**	**10**	**0**

KICKOFF RETURNS	NO.	YDS.	AVG.	LG	TD
Sample	18	519	28.8	94t	1
Taseff	14	291	20.8	30	0
Pricer	6	88	14.7	17	0
Welch	4	80	20.0	28	0
Pellington	2	11	5.5	9	0
Moore	1	23	23.0	23	0
Sommer	1	10	10.0	10	0
Kovac	1	8	8.0	8	0
COLTS	**47**	**1030**	**21.9**	**94t**	**1**
OPPONENTS	**44**	**1253**	**28.5**	**97t**	**1**

USUAL STARTERS
PRO BOWLERS IN BOLDFACE

	OFFENSE		DEFENSE
WR	**Raymond Berry**	**LDE**	**Gino Marchetti**
LT	**Jim Parker**	LDT	Art Donovan
LG	**Art Spinney**	RDT	Gene Lipscomb
C	Buzz Nutter	RDE	Ordell Braase
RG	Alex Sandusky	LLB	Bill Pellington
RT	George Preas	MLB	Dick Szymanski
TE	Jim Mutscheller	RLB	Don Shinnick
WR	**Lenny Moore**	LCB	Bob Boyd
QB	**John Unitas**	RCB	Milt Davis
RB	Alan Ameche	**LS**	**Andy Nelson**
RB	Alex Hawkins	RS	John Sample

PASSING	ATT.	COMP.	YDS.	PCT.	AVG./ATT.	TD	TD%	INT.	INT%	LG	RATING
Unitas	378	190	3099	50.3	8.20	25	6.6	24	6.4	80t	73.7
Brown	13	6	65	46.2	5.00	1	7.7	0	0.0	21t	87.0
Moore	1	0	0	0.0	0.00	0	0.0	0	0.0	0	39.6
COLTS	**392**	**196**	**3164**	**50.0**	**8.07**	**26**	**6.6**	**24**	**6.1**	**80t**	**74.0**
OPPONENTS	**298**	**144**	**2068**	**48.3**	**6.94**	**8**	**2.7**	**30**	**10.1**	**65t**	**40.6**

1961

RECORD: 8-6 COACH: WEEB EWBANK
THIRD – WESTERN CONFERENCE

HOME: 5-2 CONF: 6-6
AWAY: 3-4 NCONF: 2-0

DATE		RESULTS	OPPONENT	ATTENDANCE
9/17	W	27-24	LOS ANGELES RAMS	54,259
9/24	L	15-16	DETROIT	54,259
10/1	W	34-33	MINNESOTA	54,259
10/8	L	7-45	@ Green Bay	38,669
10/15	L	10-24	@ Chicago	48,719
10/22	W	17-14	@ Detroit	53,016
10/29	L	20-21	CHICAGO	57,641
11/5	W	45-21	GREEN BAY	57,641
11/12	L	20-28	@ Minnesota	38,010
11/19	W	16-0	ST. LOUIS	56,112
11/26	W	27-6	@ Washington	41,062
12/3	W	20-17	SAN FRANCISCO	57,641
12/9	L	17-34	@ Los Angeles Rams	41,268
12/16	W	27-24	@ San Francisco	45,517

TEAM STATISTICS	COLTS	OPP
TOTAL FIRST DOWNS	274	232
Rushing	124	108
Passing	135	110
Penalty	15	14
TOTAL NET YARDS	4922	3782
Avg. Per Game	351.6	270.1
NET YARDS RUSHING	2119	1869
Avg. Per Game	151.4	133.5
Total Rushes	456	418
NET YARDS PASSING	2803	1913
Avg. Per Game	200.2	136.6
Tackled/Yards Lost	–215	–407
Gross Yards	3018	2320
Att./Completions	438/232	351/161
Completion Pct.	53.0	46.0
Had Intercepted	29	16
PUNTS/AVERAGE	42/43.0	64/41.4
PENALTIES/YARDS	69/589	66/547
FUMBLES/BALL LOST	21/13	19/8
TOUCHDOWNS	34	37
Rushing	17	17
Passing	17	18
Defense/Kicking	0/0	1/1

SCORE BY PERIODS	1	2	3	4	TOTAL
COLTS	**72**	**101**	**63**	**66**	**302**
OPPONENTS	**57**	**68**	**92**	**90**	**307**

SCORING	TDR	TDP	TDRT	PAT	FG	S	TP
Myhra				33-34	21-39		96
Moore	7	8					90
Hawkins	4	1					30
Orr		4					24
Perry	3	1					24
Mutscheller		2					12
Unitas	2						12
Smolinski		1					6
Welch	1						6
Marchetti						1	2
COLTS	**17**	**17**	**0**	**33-34**	**21-39**	**1**	**302**
OPPONENTS	**17**	**18**	**2**	**37-37**	**16-26**	**0**	**307**

RUSHING	NO.	YDS.	AVG.	LG	TD
Perry	168	675	4.0	27	3
Moore	92	648	7.0	54t	7
Hawkins	86	379	4.4	39	4
Unitas	54	190	3.5	18	2
Smolinski	31	98	3.2	14	0
Welch	1	60	60.0	60t	1
Matte	13	54	4.2	11	0
Sommer	6	10	1.7	9	0
Hill	1	4	4.0	4	0
McHan	4	1	0.3	7	0
COLTS	**456**	**2119**	**4.6**	**60**	**17**
OPPONENTS	**418**	**1869**	**4.5**	**54t**	**17**

RECEIVING	NO.	YDS.	AVG.	LG	TD
Berry	75	873	11.6	44	0
Moore	49	728	14.9	72t	8
Perry	34	322	9.5	27	1
Mutscheller	20	370	18.5	45	2
Hawkins	20	158	7.9	22	1
Orr	18	357	19.8	64	4
Smolinski	9	100	11.1	25	1
Mackey	4	66	16.5	19	0
Sommer	1	31	31.0	31	0
Matte	1	8	8.0	8	0
Szymanski	1	5	5.0	5	0
COLTS	**232**	**3018**	**13.0**	**72t**	**17**
OPPONENTS	**161**	**2320**	**14.4**	**84t**	**18**

INTERCEPTIONS	NO.	YDS.	AVG.	LG	TD
Glick	4	18	4.5	10	0
Harrison	3	43	14.3	27	0
Pellington	3	9	3.0	4	0
Shinnick	2	15	7.5	15	0
Boyd	2	0	0.0	0	0
Burkett	1	23	23.0	23	0
Taseff	1	15	15.0	15	0
COLTS	**16**	**123**	**7.7**	**27**	**0**
OPPONENTS	**29**	**406**	**14.0**	**41t**	**1**

PUNTING	NO.	YDS.	AVG.	LG	BLK.
Gilburg	42	1804	43.0	61	0
COLTS	**42**	**1804**	**43.0**	**61**	**0**
OPPONENTS	**64**	**2648**	**41.4**	**67**	**0**

PUNT RETURNS	NO.	YDS.	AVG.	LG	TD
Boyd	18	173	9.6	46	0
Taseff	5	39	7.8	23	0
Hawkins	4	20	5.0	9	0
Nelson	4	19	4.8	12	0
Harrison	1	16	16.0	16	0
Smolinski	1	2	2.0	2	0
COLTS	**33**	**269**	**8.2**	**46**	**0**
OPPONENTS	**18**	**248**	**13.8**	**72t**	**1**

KICKOFF RETURNS	NO.	YDS.	AVG.	LG	TD
Lyles	28	672	24.0	64	0
Harrison	11	250	22.7	34	0
Welch	5	146	29.2	50	0
Smolinski	3	27	9.0	23	0
Matte	2	50	25.0	30	0
Lewis	1	14	14.0	14	0
Matuszak	1	14	14.0	14	0
Mackey	1	6	6.0	6	0
Gregory	1	3	3.0	3	0
COLTS	**53**	**1182**	**22.3**	**64**	**0**
OPPONENTS	**57**	**1552**	**27.2**	**55**	**0**

USUAL STARTERS
PRO BOWLERS IN BOLDFACE

	OFFENSE		DEFENSE
WR	**Raymond Berry**	**LDE**	**Gino Marchetti**
LT	**Jim Parker**	LDT	Art Donovan
LG	Palmer Pyle	RDT	Billy Ray Smith
C	Dick Szymanski	RDE	Ordell Braase
RG	Alex Sandusky	LLB	Bill Pellington
RT	George Preas	MLB	Jack Burkett
TE	Jim Mutscheller	RLB	Don Shinnick
WR	**Lenny Moore**	LCB	Bob Boyd
QB	**John Unitas**	RCB	Gary Glick
RB	Joe Perry	LS	Andy Nelson
RB	Alex Hawkins	RS	Bob Harrison

PASSING	ATT.	COMP.	YDS.	PCT.	AVG./ATT.	TD	TD%	INT.	INT%	LG	RATING
Unitas	420	229	2990	54.5	7.12	16	3.8	24	5.7	72t	66.1
McHan	15	3	28	20.0	1.87	1	6.7	4	26.7	17t	22.2
Moore	2	0	0	0.0	0.00	0	0.0	1	50.0	0	0.0
Boyd	1	0	0	0.0	0.00	0	0.0	0	0.0	0	39.6
COLTS	**438**	**232**	**3018**	**53.0**	**6.89**	**17**	**3.9**	**29**	**6.6**	**72t**	**60.3**
OPPONENTS	**351**	**161**	**2320**	**46.0**	**6.61**	**18**	**5.1**	**16**	**4.6**	**84t**	**65.9**

1962

RECORD: 7-7 COACH: WEEB EWBANK
FOURTH – WESTERN CONFERENCE

HOME: 3-4 CONF: 5-7
AWAY: 4-3 NCONF: 2-0

DATE		RESULTS	OPPONENT	ATTENDANCE
9/16	W	30-27	LOS ANGELES RAMS	54,796
9/23	W	34-7	@ Minnesota	30,787
9/30	L	20-29	DETROIT	57,966
10/7	L	13-21	SAN FRANCISCO	54,158
10/14	W	36-14	@ Cleveland	80,132
10/21	L	15-35	@ Chicago	49,066
10/28	L	6-17	GREEN BAY	57,966
11/4	W	22-3	@ San Francisco	44,875
11/11	W	14-2	@ Los Angeles Rams	39,502
11/18	L	13-17	@ Green Bay	38,669
11/25	L	0-57	CHICAGO	56,164
12/2	L	14-21	@ Detroit	53,012
12/8	W	34-21	WASHINGTON	56,964
12/16	W	42-17	MINNESOTA	53,645

TEAM STATISTICS	COLTS	OPP
TOTAL FIRST DOWNS	251	226
Rushing	94	91
Passing	145	119
Penalty	12	16
TOTAL NET YARDS	4666	4123
Avg. Per Game	333.3	294.5
NET YARDS RUSHING	1601	1504
Avg. Per Game	114.4	107.4
Total Rushes	448	423
NET YARDS PASSING	3065	2619
Avg. Per Game	218.9	187.1
Tackled/Yards Lost	–265	–356
Gross Yards	3330	2975
Att./Completions	423/237	381/206
Completion Pct.	56.0	54.1
Had Intercepted	25	23
PUNTS/AVERAGE	58/41.5	67/42.7
PENALTIES/YARDS	63/675	71/792
FUMBLES/BALL LOST	26/19	32/19
TOUCHDOWNS	37	37
Rushing	9	17
Passing	27	19
Defense/Kicking	1/0	0/1

SCORE BY PERIODS	1	2	3	4	TOTAL
COLTS	62	60	42	129	293
OPPONENTS	55	59	64	110	288

SCORING	TDR	TDP	TDRT	PAT	FG	S	TP
Bielski		2		25-28	11-25		70
Orr		11					66
Mackey		4					24
Hawkins	4						24
Moore	2	2					24
Matte	2	1					18
Berry		3					18
Owens		2					12
Smolinski	1	1					12
Harris				6-9	1-3		9
Braase			1				6
Turner		1					6
Saul						1	2
TEAM						1	2
COLTS	**9**	**27**	**1**	**31-37**	**12-28**	**2**	**293**
OPPONENTS	**17**	**19**	**1**	**35-37**	**9-22**	**2**	**288**

RUSHING	NO.	YDS.	AVG.	LG	TD
Moore	106	470	4.4	25	2
Perry	94	359	3.8	21	0
Smolinski	85	265	3.1	11	1
Matte	74	226	3.1	29	2
Unitas	50	137	2.7	25	0
Hawkins	29	87	3.0	13t	4
Turner	1	17	17.0	17	0
Orr	1	14	14.0	14	0
Boyd	2	13	6.5	15	0
Clemens	2	9	4.5	6	0
McHan	4	4	1.0	5	0
COLTS	**448**	**1601**	**3.6**	**29**	**9**
OPPONENTS	**423**	**1504**	**3.6**	**45t**	**17**

RECEIVING	NO.	YDS.	AVG.	LG	TD
Orr	55	974	17.7	80t	11
Berry	51	687	13.5	37	3
Mackey	25	396	15.8	57	4
Owens	25	307	12.3	26	2
Perry	22	194	8.8	32	0
Moore	18	215	11.9	80	2
Bielski	15	200	13.3	22	2
Smolinski	13	128	9.9	33t	1
Matte	8	81	10.1	22	1
Hawkins	4	37	9.3	14	0
Turner	1	111	111.0	74t	1
COLTS	**237**	**3330**	**14.1**	**80t**	**27**
OPPONENTS	**206**	**2975**	**14.4**	**85t**	**19**

INTERCEPTIONS	NO.	YDS.	AVG.	LG	TD
Boyd	7	163	23.3	38	0
Shinnick	5	16	3.3	9	0
Nelson	4	20	5.0	10	0
Harris	2	52	26.0	38	0
Pellington	2	29	14.5	21	0
Burkett	2	21	10.5	12	0
Welch	1	30	30.0	30	0
COLTS	**23**	**331**	**14.4**	**38**	**0**
OPPONENTS	**25**	**386**	**15.4**	**40**	**0**

PUNTING	NO.	YDS.	AVG.	LG	BLK.
Gilburg	57	2384	41.8	62	0
McHan	1	22	22.0	22	0
COLTS	**58**	**2406**	**41.5**	**62**	**0**
OPPONENTS	**67**	**2861**	**42.7**	**64**	**0**

PUNT RETURNS	NO.	YDS.	AVG.	LG	TD
Hawkins	11	42	3.8	12	0
Turner	10	95	9.5	43	0
Harris	8	61	7.6	21	0
Boyd	3	23	7.7	23	0
Nelson	2	22	11.0	14	0
Shinnick	0	29	0.0	29	0
COLTS	**34**	**272**	**8.0**	**43**	**0**
OPPONENTS	**23**	**182**	**7.9**	**48**	**0**

KICKOFF RETURNS	NO.	YDS.	AVG.	LG	TD
Matte	27	613	22.7	42	0
Turner	20	504	25.2	37	0
Harris	3	86	28.7	31	0
Hawkins	2	35	17.5	25	0
Smolinski	2	20	10.0	14	0
Diehl	1	5	5.0	5	0
COLTS	**55**	**1263**	**23.0**	**42**	**0**
OPPONENTS	**52**	**1433**	**27.6**	**103t**	**1**

USUAL STARTERS
PRO BOWLERS IN BOLDFACE

	OFFENSE		DEFENSE
WR	Raymond Berry	**LDE**	**Gino Marchetti**
LT	**Jim Parker**	LDT	Jim Colvin
LG	Palmer Pyle	RDT	Billy Ray Smith
C	**Dick Szymanski**	RDE	Ordell Braase
RG	Alex Sandusky	LLB	Bill Pellington
RT	George Preas	MLB	Jack Burkett
TE	Dee Mackey	RLB	Don Shinnick
WR	Jimmy Orr	LCB	Bob Boyd
QB	**John Unitas**	RCB	Wendell Harris
RB	Joe Perry	LS	Andy Nelson
RB	**Lenny Moore**	RS	Jim Welch

PASSING	ATT.	COMP.	YDS.	PCT.	AVG./ATT.	TD	TD%	INT.	INT%	LG	RATING
Unitas	389	222	2967	57.1	7.63	23	5.9	23	5.9	80t	76.5
McHan	20	10	278	50.0	13.90	3	15.0	2	10.0	74t	95.8
Matte	13	5	85	38.5	6.54	1	7.7	0	0.0	30t	87.0
Hawkins	1	0	0	0.0	0.00	0	0.0	0	0.0	0	39.6
COLTS	**423**	**237**	**3330**	**56.0**	**7.87**	**27**	**6.4**	**25**	**5.9**	**80t**	**78.2**
OPPONENTS	**381**	**206**	**2975**	**54.1**	**7.81**	**19**	**5.0**	**23**	**6.0**	**85t**	**71.1**

1963

RECORD: 8-6 COACH: DON SHULA
THIRD – WESTERN CONFERENCE

HOME: 4-3 CONF: 7-5
AWAY: 4-3 NCONF: 1-1

DATE		RESULTS	OPPONENT	ATTENDANCE
9/15	L	28-37	NEW YORK GIANTS	60,029
9/22	W	20-14	@ San Francisco	31,006
9/29	L	20-31	@ Green Bay	42,327
10/6	L	3-10	@ Chicago	48,998
10/13	W	20-3	SAN FRANCISCO	56,962
10/20	W	25-21	@ Detroit	51,901
10/27	L	20-34	GREEN BAY	60,065
11/3	L	7-17	CHICAGO	60,065
11/10	W	24-21	DETROIT	59,758
11/17	W	37-34	@ Minnesota	33,136
11/24	L	16-17	@ Los Angeles Rams	48,555
12/1	W	36-20	@ Washington	44,006
12/8	W	41-10	MINNESOTA	54,122
12/15	W	19-16	LOS ANGELES RAMS	52,834

TEAM STATISTICS	COLTS	OPP
TOTAL FIRST DOWNS	257	228
Rushing	95	89
Passing	149	118
Penalty	13	21
TOTAL NET YARDS	4938	4036
Avg. Per Game	352.7	287.9
Total Plays	873	827
Avg. Per Play	5.7	4.9
NET YARDS RUSHING	1642	1794
Avg. Per Game	117.3	128.1
Total Rushes	396	434
NET YARDS PASSING	3296	2242
Avg. Per Game	235.4	160.1
Tackled/Yards Lost	44/309	45/347
Gross Yards	3605	2589
Att./Completions	433/248	348/181
Completion Pct.	57.3	52.0
Had Intercepted	12	15
PUNTS/AVERAGE	56/41.0	72/43.5
PENALTIES/YARDS	77/823	58/685
FUMBLES/BALL LOST	35/25	32/17
TOUCHDOWNS	35	36
Rushing	11	16
Passing	20	19
Defense/Kicking	4/0	1/0

SCORE BY PERIODS	1	2	3	4	TOTAL
COLTS	82	82	66	86	316
OPPONENTS	27	110	76	72	285

SCORING	TDR	TDP	TDRT	PAT	FG	S	TP
Martin				32-35	24-39		104
Mackey		7					42
Hill	5	1					30
Orr		5					30
Matte	4	1					30
Moore	2	2					24
Berry		3					18
Marchetti			1				6
Boyd			1				6
Nelson			1				6
Lockett		1					6
Lyles			1				6
Colvin						1	2
COLTS	**11**	**20**	**4**	**32-35**	**24-39**	**1**	**316**
OPPONENTS	**16**	**19**	**1**	**33-36**	**12-27**	**0**	**285**

RUSHING	NO.	YDS.	AVG.	LG	TD
Matte	133	541	4.1	31t	4
Hill	100	440	4.4	20t	5
Lockett	81	273	3.4	18	0
Unitas	47	224	4.8	26	0
Moore	27	136	5.0	25t	2
Cuozzo	3	26	8.7	26	0
Mackey	1	3	3.0	3	0
Craddock	1	1	1.0	1	0
Hawkins	3	–2	–0.7	0	0
COLTS	**396**	**1642**	**4.1**	**31t**	**11**
OPPONENTS	**434**	**1794**	**4.1**	**70t**	**16**

RECEIVING	NO.	YDS.	AVG.	LG	TD
Matte	48	466	9.7	49	1
Berry	44	703	16.0	64t	3
Orr	41	708	17.3	60t	5
Mackey	35	726	20.7	61t	7
Hill	22	304	13.8	55	1
Moore	21	288	13.7	34	2
Richardson	17	204	12.0	22	0
Lockett	16	158	9.9	27	1
Hawkins	3	41	13.7	19	0
Owens	1	7	7.0	7	0
COLTS	**248**	**3605**	**14.5**	**64t**	**20**
OPPONENTS	**181**	**2589**	**14.3**	**77t**	**19**

INTERCEPTIONS	NO.	YDS.	AVG.	LG	TD
Welch	4	49	12.3	15	0
Nelson	3	37	12.3	26t	1
Boyd	3	17	5.7	9	0
Lyles	2	36	18.0	36t	1
Shinnick	2	20	10.0	18	0
Logan	1	15	15.0	15	0
COLTS	**15**	**174**	**11.6**	**36t**	**2**
OPPONENTS	**12**	**161**	**13.4**	**39**	**1**

PUNTING	NO.	YDS.	AVG.	LG	BLK.
Gilburg	52	2173	41.8	64	0
Logan	4	121	30.3	55	0
COLTS	**56**	**2294**	**41.0**	**64**	**0**
OPPONENTS	**72**	**3133**	**43.5**	**64**	**0**

PUNT RETURNS	NO.	YDS.	AVG.	LG	TD
Logan	28	279	10.0	38	0
Hawkins	17	156	9.2	50	0
Richardson	5	43	8.6	19	0
Moore	2	7	3.5	7	0
Hill	1	0	0.0	0	0
COLTS	**53**	**485**	**9.2**	**50**	**0**
OPPONENTS	**19**	**119**	**6.3**	**23**	**0**

KICKOFF RETURNS	NO.	YDS.	AVG.	LG	TD
Matte	16	331	20.7	34	0
Mackey	9	271	30.1	41	0
Harris	8	198	24.8	41	0
Logan	8	170	21.3	31	0
Lockett	3	52	17.3	28	0
Gilburg	3	29	9.7	26	0
Hill	2	32	16.0	17	0
Richardson	1	16	16.0	16	0
Parker	1	15	15.0	15	0
Bielski	1	0	0.0	0	0
COLTS	**52**	**1114**	**21.4**	**41**	**0**
OPPONENTS	**66**	**1520**	**23.0**	**58**	**0**

USUAL STARTERS
PRO BOWLERS IN BOLDFACE

	OFFENSE	DEFENSE
WR	**Raymond Berry**	**LDE** **Gino Marchetti**
LT	Bob Vogel	LDT Jim Colvin
LG	**Jim Parker**	RDT Fred Miller
C	Dick Szymanski	RDE Ordell Braase
RG	Alex Sandusky	LLB Jack Burkett
RT	George Preas	MLB Bill Pellington
TE	**John Mackey**	RLB Don Shinnick
WR	Jimmy Orr	LCB Bob Boyd
QB	**John Unitas**	RCB Lenny Lyles
RB	Tom Matte	LS Andy Nelson
RB	Lenny Moore, J.W. Lockett	RS Jim Welch

PASSING	ATT.	COMP.	YDS.	PCT.	AVG./ATT.	TD	TD%	INT.	INT%	LG	SACKED	RATING
Unitas	410	237	3481	57.8	8.49	20	4.9	12	2.9	64t	42/298	90.0
Cuozzo	17	10	104	58.8	6.12	0	0.0	0	0.0	19t	2/11	76.6
Matte	5	1	20	20.0	4.00	0	0.0	0	0.0	20t	0/0	43.8
McHan	1	0	0	0.0	0.00	0	0.0	0	0.0	0	0/0	39.6
COLTS	**433**	**248**	**3605**	**57.4**	**8.33**	**20**	**4.6**	**12**	**2.8**	**64t**	**44/309**	**88.4**
OPPONENTS	**348**	**181**	**2589**	**52.0**	**7.44**	**19**	**5.5**	**15**	**4.3**	**77t**	**45/347**	**76.7**

1964

RECORD: 12-2 COACH: DON SHULA
FIRST – WESTERN CONFERENCE

HOME: 7-1 CONF: 10-2
AWAY: 5-1 NCONF: 2-0

DATE		RESULTS	OPPONENT	ATTENDANCE
9/13	L	24-34	@ Minnesota	35,563
9/20	W	21-20	@ Green Bay	42,327
9/27	W	52-0	CHICAGO	56,537
10/4	W	35-20	LOS ANGELES RAMS	56,537
10/12	W	47-27	ST. LOUIS	60,213
10/18	W	24-21	GREEN BAY	60,213
10/25	W	34-0	@ Detroit	57,814
11/1	W	37-7	SAN FRANCISCO	60,213
11/8	W	40-24	@ Chicago	47,891
11/15	W	17-14	MINNESOTA	60,213
11/22	W	24-7	@ Los Angeles Rams	72,137
11/29	W	14-3	@ San Francisco	33,642
12/6	L	14-31	DETROIT	60,213
12/13	W	45-17	WASHINGTON	60,213
12/27	**L**	**0-27**	**@ Cleveland**	**79,544**

TEAM STATISTICS	COLTS	OPP
TOTAL FIRST DOWNS	245	242
Rushing	100	93
Passing	129	121
Penalty	16	28
TOTAL NET YARDS	4779	3930
Avg. Per Game	341.4	280.7
Total Plays	840	864
Avg. Per Play	5.7	4.6
NET YARDS RUSHING	2007	1798
Avg. Per Game	143.4	128.4
Total Rushes	456	422
NET YARDS PASSING	2772	2132
Avg. Per Game	198.0	152.3
Tackled/Yards Lost	39/273	57/489
Gross Yards	3045	2621
Att./Completions	345/176	385/217
Completion Pct.	51.0	56.4
Had Intercepted	9	23
PUNTS/AVERAGE	59/41.8	73/44.0
PENALTIES/YARDS	74/785	59/641
FUMBLES/BALL LOST	31/10	28/18
TOUCHDOWNS	54	28
Rushing	29	13
Passing	22	14
Defense/Kicking	2/1	0/1

SCORE BY PERIODS	1	2	3	4	TOTAL
COLTS	**88**	**96**	**130**	**114**	**428**
OPPONENTS	**38**	**59**	**48**	**80**	**225**

SCORING	TDR	TDP	TDRT	PAT	FG	S	TP
Moore	16	3	1				120
Michaels				53-54	17-35		104
Orr		6					36
Berry		6					36
Hill	5	1					36
Lorick	4						24
Looney	1	1					12
Unitas	2						12
Mackey		2					12
Wilson		1					6
Matte	1						6
Logan			1				6
Stonebreaker			1				6
Hawkins		1					6
Petties		1					6
COLTS	**29**	**22**	**3**	**53-54**	**17-35**	**0**	**428**
OPPONENTS	**13**	**14**	**1**	**27-28**	**10-24**	**0**	**225**

RUSHING	NO.	YDS.	AVG.	LG	TD
Moore	157	584	3.7	32t	16
Lorick	100	513	5.1	60	4
Hill	88	384	4.4	50	5
Matte	42	215	5.1	80t	1
Unitas	37	162	4.4	20	2
Looney	23	127	5.5	58t	1
Boyd	1	25	25.0	25	0
Mackey	1	–1	–1.0	–1	0
Cuozzo	7	–2	–0.3	10	0
COLTS	**456**	**2007**	**4.4**	**80t**	**29**
OPPONENTS	**422**	**1798**	**4.3**	**51t**	**13**

RECEIVING	NO.	YDS.	AVG.	LG	TD
Berry	43	663	15.4	46	6
Orr	40	867	21.7	69	6
Mackey	22	406	18.5	62	2
Moore	21	472	22.5	74t	3
Hill	14	113	8.1	27t	1
Lorick	11	164	14.9	59	0
Matte	10	169	16.9	30	0
Wilson	7	86	12.3	20	1
Richardson	3	42	14.0	16	0
Hawkins	2	42	21.0	27t	1
Petties	2	20	10.0	15t	1
Looney	1	1	0.0	1t	1
COLTS	**176**	**3045**	**17.3**	**74t**	**22**
OPPONENTS	**217**	**2621**	**12.1**	**63t**	**14**

INTERCEPTIONS	NO.	YDS.	AVG.	LG	TD
Boyd	9	185	20.6	47	0
Logan	6	91	15.2	30	1
Shinnick	3	10	3.3	9	0
Lyles	2	40	20.0	23	0
Pellington	2	20	10.0	13	0
Harris	1	20	20.0	20	0
COLTS	**23**	**366**	**15.9**	**47**	**1**
OPPONENTS	**9**	**119**	**13.2**	**36**	**0**

PUNTING	NO.	YDS.	AVG.	LG	BLK.
Looney	32	1358	42.4	64	0
Gilburg	27	1106	41.0	58	0
COLTS	**59**	**2464**	**41.8**	**64**	**0**
OPPONENTS	**73**	**3212**	**44.0**	**68**	**0**

PUNT RETURNS	NO.	FC	YDS.	AVG.	LG	TD
Harris	17	5	214	12.6	39	0
Hawkins	16	4	122	7.6	30	0
Logan	13	0	111	8.5	22	0
Haymond	1	1	6	6.0	6	0
Davis	1	0	0	0.0	0	0
COLTS	**48**	**10**	**453**	**9.4**	**39**	**0**
OPPONENTS	**25**	**–**	**175**	**7.0**	**65t**	**1**

KICKOFF RETURNS	NO.	YDS.	AVG.	LG	TD
Looney	14	345	24.6	42	0
Lorick	13	385	29.6	71	0
Hill	4	85	21.3	26	0
Matte	3	71	23.7	34	0
Gilburg	1	19	19.0	19	0
Davis	1	12	12.0	12	0
Petties	1	9	9.0	9	0
Haymond	1	0	0.0	0	0
Boyd	1	0	0.0	0	0
COLTS	**39**	**926**	**23.7**	**71**	**0**
OPPONENTS	**70**	**1490**	**21.3**	**56**	**0**

USUAL STARTERS
PRO BOWLERS IN BOLDFACE

	OFFENSE	DEFENSE	
WR	**Raymond Berry**	**LDE**	**Gino Marchetti**
LT	**Bob Vogel**	LDT	Fred Miller
LG	**Jim Parker**	RDT	Billy Ray Smith
C	**Dick Szymanski**	RDE	Ordell Braase
RG	Alex Sandusky	LLB	Steve Stonebreaker
RT	George Preas	MLB	Bill Pellington
TE	John Mackey	RLB	Don Shinnick
WR	Jimmy Orr	**LCB**	**Bob Boyd**
QB	**John Unitas**	RCB	Lenny Lyles
RB	**Lenny Moore**	LS	Jerry Logan
RB	Jerry Hill, Tony Lorick	RS	Jim Welch

PASSING	ATT.	COMP.	YDS.	PCT.	AVG./ATT.	TD	TD%	INT.	INT%	LG	SACKED	RATING
Unitas	305	158	2824	51.8	9.26	19	6.2	6	2.0	74t	37/254	96.4
Cuozzo	36	15	163	41.7	4.53	2	5.6	3	8.3	22t	2/19	39.5
Matte	4	3	58	75.0	14.50	1	25.0	0	0.0	22t	0/0	156.3
COLTS	**345**	**176**	**3045**	**51.0**	**8.83**	**22**	**6.4**	**9**	**2.6**	**74t**	**39/273**	**91.8**
OPPONENTS	**385**	**217**	**2621**	**56.4**	**6.81**	**14**	**3.6**	**23**	**5.9**	**63t**	**57/489**	**64.6**

1965

RECORD: 10-3-1 COACH: DON SHULA
TIED FIRST – WESTERN CONFERENCE

HOME: 5-2 CONF: 8-3-1
AWAY: 5-1-1 NCONF: 2-0

DATE		RESULTS	OPPONENT	ATTENDANCE
9/19	W	35-16	MINNESOTA	56,562
9/26	L	17-20	Green Bay @ Milw.	48,130
10/3	W	27-24	SAN FRANCISCO	58,609
10/10	W	31-7	DETROIT	60,238
10/17	W	38-7	@ Washington	50,405
10/24	W	35-20	LOS ANGELES RAMS	60,238
10/31	W	34-28	@ San Francisco	45,827
11/7	W	26-21	@ Chicago	45,656
11/14	W	41-21	@ Minnesota	47,426
11/21	W	34-24	PHILADELPHIA	60,238
11/25	T	24-24	@ Detroit	55,036
12/5	L	0-13	CHICAGO	60,238
12/12	L	27-42	GREEN BAY	60,238
12/18	W	20-17	@ Los Angeles Rams	46,636
12/26	**L**	**10-13 OT**	**@ Green Bay**	**50,484**
1/9	**W**	**35-3**	**Dallas (@ Miami) (Playoff Bowl)**	**65,569**

TEAM STATISTICS	COLTS	OPP
TOTAL FIRST DOWNS	266	233
Rushing	94	78
Passing	144	131
Penalty	28	24
TOTAL NET YARDS	4598	4045
Avg. Per Game	328.4	288.9
Total Plays	887	849
Avg. Per Play	5.2	4.8
NET YARDS RUSHING	1593	1483
Avg. Per Game	113.8	105.9
Total Rushes	445	410
NET YARDS PASSING	3005	2562
Avg. Per Game	214.6	183.0
Tackled/Yards Lost	43/325	39/341
Gross Yards	3330	2903
Att./Completions	399/222	400/213
Completion Pct.	55.6	53.3
Had Intercepted	17	22
PUNTS/AVERAGE	56/39.6	71/43.9
PENALTIES/YARDS	69/616	80/786
FUMBLES/BALL LOST	31/19	33/14
TOUCHDOWNS	48	35
Rushing	13	11
Passing	31	22
Defense/Kicking	4/0	1/1

SCORE BY PERIODS	1	2	3	4	TOTAL
COLTS	**64**	**140**	**69**	**116**	**389**
OPPONENTS	**55**	**93**	**78**	**58**	**284**

SCORING	TDR	TDP	TDRT	PAT	FG	S	TP
Michaels				48-48	17-28	1	101
Orr		10					60
Moore	5	3					48
Berry		7					42
Mackey		7					42
Hill	5						30
Lorick	1	2					18
Logan			2				12
Boyd			1				6
Haymond			1				6
Matte	1						6
Unitas	1						6
Richardson		1					6
Hawkins		1					6
COLTS	**13**	**31**	**4**	**48-48**	**17-28**	**1**	**389**
OPPONENTS	**11**	**22**	**2**	**35-35**	**13-23**	**0**	**284**

RUSHING	NO.	YDS.	AVG.	LG	TD
Hill	147	516	3.5	20	5
Moore	133	464	3.5	28t	5
Lorick	63	296	4.7	38	1
Matte	69	235	3.4	20	1
Unitas	17	68	4.0	18t	1
Cuozzo	6	8	1.3	10	0
Mackey	1	7	7.0	7	0
Curtis	6	1	0.2	4	0
Felts	2	0	0.0	2	0
Brown	1	–2	–2.0	–2	0
COLTS	**445**	**1593**	**3.6**	**38**	**13**
OPPONENTS	**410**	**1483**	**3.6**	**62t**	**11**

RECEIVING	NO.	YDS.	AVG.	LG	TD
Berry	58	739	12.7	40	7
Orr	45	847	18.8	57	10
Mackey	40	814	20.4	68t	7
Moore	27	414	15.3	52t	3
Hill	20	112	5.6	20	0
Lorick	15	184	12.3	49t	2
Matte	12	131	10.9	15	0
Hawkins	2	32	16.0	27	1
Wilson	1	38	38.0	38	0
Richardson	1	14	14.0	14t	1
Curtis	1	5	5.0	5	0
COLTS	**222**	**3330**	**15.0**	**68t**	**31**
OPPONENTS	**213**	**2903**	**13.6**	**65t**	**22**

INTERCEPTIONS	NO.	YDS.	AVG.	LG	TD
Boyd	9	78	8.7	24	1
Harris	3	77	25.7	36	0
Haymond	3	47	15.7	30t	1
Logan	2	74	37.0	38t	2
Lyles	1	28	28.0	28	0
Gaubatz	1	5	5.0	5	0
Smith	1	5	5.0	5	0
Shinnick	1	4	4.0	4	0
Stonebreaker	1	0	0.0	0	0
COLTS	**22**	**318**	**14.5**	**38t**	**4**
OPPONENTS	**17**	**341**	**20.1**	**87**	**1**

PUNTING	NO.	YDS.	AVG.	LG	BLK.
Gilburg	54	2139	39.6	66	0
Brown	2	80	40.0	49	0
COLTS	**56**	**2219**	**39.6**	**66**	**0**
OPPONENTS	**71**	**3119**	**43.9**	**65**	**0**

PUNT RETURNS	NO.	FC	YDS.	AVG.	LG	TD
Haymond	41	9	403	9.8	55	0
Hawkins	4	2	18	4.5	11	0
COLTS	**45**	**11**	**421**	**9.4**	**55**	**0**
OPPONENTS	**26**	**–**	**198**	**7.6**	**44**	**0**

KICKOFF RETURNS	NO.	YDS.	AVG.	LG	TD
Haymond	20	614	30.7	53	0
Felts	10	193	19.3	36	0
Lorick	9	211	23.4	30	0
Matte	8	211	26.4	46	0
Curtis	2	10	5.0	10	0
Hawkins	2	0	0.0	0	0
Hill	1	3	3.0	3	0
COLTS	**52**	**1242**	**23.9**	**53**	**0**
OPPONENTS	**63**	**1346**	**21.4**	**101t**	**1**

USUAL STARTERS
PRO BOWLERS IN BOLDFACE

	OFFENSE	DEFENSE	
WR	Raymond Berry	LDE	Lou Michaels
LT	**Bob Vogel**	LDT	Fred Miller
LG	**Jim Parker**	RDT	Billy Ray Smith
C	Dick Szymanski, Buzz Nutter	RDE	Ordell Braase
		LLB	Steve Stonebreaker
RG	Alex Sandusky	MLB	Dennis Gaubatz
RT	George Preas	RLB	Don Shinnick
TE	**John Mackey**	LCB	Bob Boyd
WR	**Jimmy Orr**	RCB	Lenny Lyles
QB	John Unitas	**LS**	**Jerry Logan**
RB	Lenny Moore	RS	Wendell Harris
RB	Jerry Hill		

PASSING	ATT.	COMP.	YDS.	PCT.	AVG./ATT.	TD	TD%	INT.	INT%	LG	SACKED	RATING
Unitas	282	164	2530	58.2	8.97	23	8.2	12	4.3	61t	29/221	97.4
Cuozzo	105	54	700	51.4	6.67	7	6.7	4	3.8	44t	10/73	79.1
Matte	7	1	19	14.3	2.71	0	0.0	1	14.3	19t	1/7	0.0
Brown	5	3	81	60.0	16.20	1	20.0	0	0.0	68t	3/24	143.8
COLTS	**399**	**222**	**3330**	**55.6**	**8.35**	**31**	**7.8**	**17**	**4.3**	**68t**	**43/325**	**91.4**
OPPONENTS	**400**	**213**	**2903**	**53.3**	**7.27**	**22**	**5.5**	**22**	**5.5**	**65t**	**39/341**	**72.1**

1966

RECORD: 9-5 COACH: DON SHULA
SECOND – WESTERN CONFERENCE

HOME: 5-2 CONF: 7-5
AWAY: 4-3 NCONF: 2-0

DATE	RESULTS	OPPONENT	ATTENDANCE
9/10	L 3-24	Green Bay @ Milw.	48,650
9/18	W 38-23	@ Minnesota	47,426
9/25	W 36-14	SAN FRANCISCO	56,715
10/9	L 17-27	@ Chicago	47,452
10/16	W 45-14	DETROIT	60,238
10/23	W 20-17	MINNESOTA	60,238
10/30	W 17-3	@ Los Angeles Rams	57,898
11/6	W 37-10	WASHINGTON	60,238
11/13	W 19-7	@ Atlanta	58,850
11/20	L 14-20	@ Detroit	52,383
11/27	L 7-23	LOS ANGELES RAMS	60,238
12/4	W 21-16	CHICAGO	60,238
12/10	L 10-14	GREEN BAY	60,238
12/18	W 30-14	@ San Francisco	40,005
1/8	**W 20-14**	**Philadelphia (at Miami) (Playoff Bowl)**	**58,088**

TEAM STATISTICS	COLTS	OPP
TOTAL FIRST DOWNS	237	245
Rushing	82	94
Passing	142	134
Penalty	13	17
TOTAL NET YARDS	4486	4091
Avg. Per Game	320.4	292.2
Total Plays	849	932
Avg. Per Play	5.3	4.4
NET YARDS RUSHING	1556	1733
Avg. Per Game	111.1	123.8
Total Rushes	418	460
NET YARDS PASSING	2930	2358
Avg. Per Game	209.3	168.4
Tackled/Yards Lost	30/242	47/401
Gross Yards	3172	2759
Att./Completions	401/221	425/240
Completion Pct.	55.1	56.5
Had Intercepted	27	22
PUNTS/AVERAGE	49/45.6	71/40.6
PENALTIES/YARDS	64/617	69/704
FUMBLES/BALL LOST	19/12	25/18
TOUCHDOWNS	36	25
Rushing	7	7
Passing	26	14
Defense/Kicking	3/0	4/0

SCORE BY PERIODS	1	2	3	4	TOTAL
COLTS	**36**	**113**	**61**	**104**	**314**
OPPONENTS	**50**	**58**	**60**	**58**	**226**

SCORING	TDR	TDP	TDRT	PAT	FG	S	TP
Michaels				35-36	21-39		98
Mackey		9					54
Berry		7					42
Moore	3						18
Matte		3					18
Lorick	3						18
Orr		3					18
Wilson		2					12
Richardson		2					12
Curtis			1				6
Boyd			1				6
Unitas	1						6
Haymond			1				6
COLTS	**7**	**26**	**3**	**35-36**	**21-39**	**0**	**314**
OPPONENTS	**7**	**14**	**4**	**25-25**	**17-33**	**0**	**226**

RUSHING	NO.	YDS.	AVG.	LG	TD
Lorick	143	524	3.7	41	3
Hill	104	395	3.8	12	0
Matte	86	381	4.4	30	0
Moore	63	209	3.3	18	3
Unitas	20	44	2.2	16	1
Cuozzo	1	9	9.0	9	0
Mackey	1	–6	–6.0	–6	0
COLTS	**418**	**1556**	**3.7**	**41**	**7**
OPPONENTS	**460**	**1733**	**3.8**	**52t**	**7**

RECEIVING	NO.	YDS.	AVG.	LG	TD
Berry	56	786	14.0	40	7
Mackey	50	829	16.6	89	9
Orr	37	618	16.7	61	3
Matte	23	307	13.4	35	3
Moore	21	260	12.4	36	0
Richardson	14	246	17.6	69	2
Lorick	12	81	6.8	19	0
Hill	5	18	3.6	7	0
Wilson	3	27	9.0	11	2
COLTS	**221**	**3172**	**14.4**	**89**	**26**
OPPONENTS	**240**	**2759**	**12.5**	**99t**	**14**

INTERCEPTIONS	NO.	YDS.	AVG.	LG	TD
Boyd	6	114	19.0	37	1
Haymond	4	88	22.0	52t	1
Logan	3	13	4.3	13	0
Shinnick	3	4	1.3	4	0
Gaubatz	2	12	6.0	10	0
Davis	1	15	15.0	15	0
Stonebreaker	1	8	8.0	8	0
Brown	1	7	7.0	7	0
Lyles	1	6	6.0	6	0
COLTS	**22**	**267**	**12.1**	**52t**	**2**
OPPONENTS	**27**	**438**	**16.2**	**55**	**3**

PUNTING	NO.	YDS.	AVG.	LG	BLK.
Lee	49	2233	45.6	64	0
COLTS	**49**	**2233**	**45.6**	**64**	**0**
OPPONENTS	**71**	**2882**	**40.6**	**62**	**0**

PUNT RETURNS	NO.	FC	YDS.	AVG.	LG	TD
Haymond	40	8	347	8.7	64	0
Davis	2	1	7	3.5	4	0
Logan	1	1	3	3.0	3	0
Matte	1	1	0	0.0	0	0
Allen	1	0	0	0.0	0	0
COLTS	**45**	**11**	**357**	**7.9**	**64**	**0**
OPPONENTS	**30**	**8**	**130**	**4.3**	**24**	**0**

KICKOFF RETURNS	NO.	YDS.	AVG.	LG	TD
Moore	18	453	25.2	54	0
Haymond	10	223	22.3	29	0
Lorick	10	214	21.4	37	0
Curtis	3	64	21.3	34	0
Matte	3	55	18.3	31	0
Allen	3	53	17.7	20	0
Baldwin	2	18	9.0	18	0
Brown	2	14	7.0	11	0
COLTS	**51**	**1094**	**21.5**	**54**	**0**
OPPONENTS	**63**	**1320**	**21.0**	**40**	**0**

USUAL STARTERS
PRO BOWLERS IN BOLDFACE

	OFFENSE	DEFENSE	
WR	Raymond Berry	LDE	Lou Michaels
LT	Bob Vogel	LDT	Billy Ray Smith
LG	Dan Sullivan	RDT	Fred Miller
C	Dick Szymanski	**RDE**	**Ordell Braase**
RG	Alex Sandusky	LLB	Jack Burkett, Steve Stonebreaker
RT	Jim Parker		
TE	**John Mackey**	MLB	Dennis Gaubatz
WR	Jimmy Orr	RLB	Don Shinnick
QB	**John Unitas**	LCB	Bob Boyd
RB	Lenny Moore	**RCB**	**Lenny Lyles**
RB	Tony Lorick, Jerry Hill	LS	Jerry Logan
		RS	Alvin Haymond

PASSING	ATT.	COMP.	YDS.	PCT.	AVG./ATT.	TD	TD%	INT.	INT%	LG	SACKED	RATING
Unitas	348	195	2748	56.0	7.90	22	6.3	24	6.9	89t	21/146	74.0
Cuozzo	50	26	424	52.0	8.48	4	8.0	2	4.0	69t	8/82	90.8
Matte	3	0	0	0.0	0.00	0	0.0	1	33.3	0	0/0	0.0
Moore	0	0	0	0.0	0.00	0	0.0	0	0.0	0	1/14	0.0
COLTS	**401**	**221**	**3172**	**55.1**	**7.91**	**26**	**6.5**	**27**	**6.7**	**89t**	**30/242**	**74.5**
OPPONENTS	**425**	**240**	**2759**	**56.5**	**6.49**	**14**	**3.3**	**22**	**5.2**	**99t**	**47/401**	**65.5**

1967

RECORD: 11-1-2 COACH: DON SHULA
TIED FIRST – COASTAL DIVISION
HOME: 6-0-1 AWAY: 5-1-1
DIV: 4-1-1 CONF: 7-1-2 NCONF: 4-0

DATE		RESULTS	OPPONENT	ATTENDANCE
9/17	W	38-31	ATLANTA	56,715
9/24	W	38-6	@ Philadelphia	60,755
10/1	W	41-7	SAN FRANCISCO	60,238
10/8	W	24-3	@ Chicago	47,190
10/15	T	24-24	LOS ANGELES RAMS	60,238
10/22	T	20-20	@ Minnesota	47,693
10/29	W	17-13	@ Washington	50,574
11/5	W	13-10	GREEN BAY	60,238
11/12	W	49-7	@ Atlanta	58,850
11/19	W	41-7	DETROIT	60,238
11/26	W	26-9	@ San Francisco	44,815
12/3	W	23-17	DALLAS	60,238
12/10	W	30-10	NEW ORLEANS	60,238
12/17	L	10-34	@ Los Angeles Rams	77,277

TEAM STATISTICS	COLTS	OPP
TOTAL FIRST DOWNS	289	208
Rushing	105	78
Passing	159	116
Penalty	25	14
TOTAL NET YARDS	5008	3843
Avg. Per Game	357.7	274.5
Total Plays	925	818
Avg. Per Play	5.4	4.7
NET YARDS RUSHING	1645	1411
Avg. Per Game	117.5	100.8
Total Rushes	443	387
NET YARDS PASSING	3363	2432
Avg. Per Game	240.2	173.7
Tackled/Yards Lost	25/198	36/246
Gross Yards	3561	2678
Att./Completions	457/265	395/221
Completion Pct.	58.0	55.9
Had Intercepted	17	32
PUNTS/AVERAGE	49/42.3	69/39.4
PENALTIES/YARDS	52/458	82/927
FUMBLES/BALL LOST	13/8	17/8
TOUCHDOWNS	48	21
Rushing	21	5
Passing	22	13
Defense/Kicking	4/1	2/1

SCORE BY PERIODS	1	2	3	4	TOTAL
COLTS	78	122	69	135	394
OPPONENTS	26	50	57	65	198

SCORING	TDR	TDP	TDRT	PAT	FG	S	TP
Michaels				46-48	20-37		106
Matte	9	3					72
Richardson		8					48
Lorick	6						36
Hawkins		4					24
Moore	4						24
Mackey		3					18
Perkins		2					12
Hill	2						12
Boyd			1				6
Orr		1					6
Berry		1					6
Volk			1				6
Logan			1				6
Lyles			1				6
Braase			1				6
COLTS	**21**	**22**	**5**	**46-48**	**20-37**	**0**	**394**
OPPONENTS	**5**	**13**	**3**	**21-21**	**17-28**	**0**	**198**

FGS	1-19	20-29	30-39	40-49	50+	TOT.
Michaels	6-7	5-7	3-10	4-9	2-4	20-37
COLTS	**6-7**	**5-7**	**3-10**	**4-9**	**2-4**	**20-37**
OPP.	**3-3**	**3-3**	**6-9**	**5-11**	**0-2**	**17-28**

Michaels: (**16**,42) (37,**52**) (**30**,**20**,42,40) (**47**,X) (**45**,33,44) (25,**41**,**10**) (48,12,**30**) (32,57) (33) (54,29,33) (**10**,**12**,**47**,**26**) (**29**,**53**,**27**) (**35**,**21**,**17**) (37,**14**)

OPP.: (47,48) (**9**,**35**) (42) (**35**) (47,50,33,**47**) (47,**28**,**11**) (**42**,**35**) (**49**,42) () (30,37,50) (**26**,43,**33**,**33**) (**17**) (**35**) (**47**,**23**)

RUSHING	NO.	YDS.	AVG.	LG	TD
Matte	147	636	4.3	30	9
Lorick	133	436	3.3	22	6
Hill	90	311	3.5	18	2
Moore	42	132	3.1	21	4
Unitas	22	89	4.1	12	0
Ward	5	23	4.6	8	0
Hawkins	2	12	6.0	7	0
Welch	2	6	3.0	4	0
COLTS	**443**	**1645**	**3.7**	**30**	**21**
OPPONENTS	**387**	**1411**	**3.6**	**27**	**5**

RECEIVING	NO.	YDS.	AVG.	LG	TD
Richardson	63	860	13.7	31	8
Mackey	55	686	12.5	34	3
Matte	35	496	14.2	88	3
Hawkins	27	469	17.4	54	4
Lorick	22	189	8.6	34	0
Hill	19	156	8.2	33	0
Perkins	16	302	18.9	57	2
Moore	13	153	11.8	37	0
Berry	11	167	15.2	40	1
Orr	3	72	24.0	55	1
Alley	1	11	11.0	11	0
COLTS	**265**	**3561**	**13.4**	**88**	**22**
OPPONENTS	**221**	**2678**	**12.1**	**80t**	**13**

INTERCEPTIONS	NO.	YDS.	AVG.	LG	TD
Volk	6	145	24.2	94t	1
Boyd	6	145	24.2	41t	1
Lyles	5	59	11.8	36t	1
Logan	4	22	5.5	11t	0
Shinnick	3	20	6.7	17t	0
Haymond	2	33	16.5	33t	0
Stukes	2	13	6.5	13t	0
Gaubatz	2	10	5.0	5t	0
Curtis	1	6	6.0	6t	0
Porter	1	0	0.0	0t	0
COLTS	**32**	**453**	**14.2**	**94t**	**3**
OPPONENTS	**17**	**272**	**16.0**	**77t**	**2**

PUNTING	NO.	YDS.	AVG.	LG	BLK.
Lee	49	2075	42.3	68	0
COLTS	**49**	**2075**	**42.3**	**68**	**0**
OPPONENTS	**69**	**2718**	**39.4**	**62**	**1**

PUNT RETURNS	NO.	FC	YDS.	AVG.	LG	TD
Haymond	26	4	155	6.0	31	0
Volk	11	5	88	8.0	24	0
Logan	5	1	80	16.0	43	1
COLTS	**42**	**10**	**323**	**7.7**	**43**	**1**
OPPONENTS	**21**	**6**	**144**	**6.9**	**40**	**0**

KICKOFF RETURNS	NO.	YDS.	AVG.	LGT	TD
Moore	16	392	24.5	37t	0
Haymond	13	326	25.1	48t	0
Lorick	8	212	26.5	37t	0
Logan	2	17	8.5	10t	0
Stukes	1	19	19.0	19t	0
Matte	1	14	14.0	14t	0
Davis	1	8	8.0	8t	0
COLTS	**42**	**988**	**23.5**	**48**	**0**
OPPONENTS	**65**	**1483**	**22.8**	**99t**	**1**

USUAL STARTERS
PRO BOWLERS IN BOLDFACE

	OFFENSE		DEFENSE
WR	Raymond Berry, Ray Perkins	LDE	Roy Hilton, Lou Michaels
LT	**Bob Vogel**	**LDT**	**Fred Miller**
LG	Glenn Ressler	RDT	Billy Ray Smith
C	Dick Szymanski	**RDE**	**Ordell Braase**
RG	Dan Sullivan	LLB	Ron Porter, Mike Curtis
RT	Sam Ball		
TE	**John Mackey**	MLB	Dennis Gaubatz
WR	**Willie Richardson**	RLB	Don Shinnick
QB	**John Unitas**	LCB	Bob Boyd
RB	Tom Matte	RCB	Lenny Lyles
RB	Tony Lorick	LS	Jerry Logan
		RS	**Rick Volk**

PASSING	ATT.	COMP.	YDS.	PCT.	AVG./ATT.	TD	TD%	INT.	INT%	LG	SACKED	RATING
Unitas	436	255	3428	58.5	7.86	20	4.6	16	3.7	88t	25/198	83.6
Ward	16	9	115	56.3	7.19	2	12.5	1	6.3	21t	0/0	92.4
Matte	5	1	18	20.0	3.60	0	0.0	0	0.0	18t	0/0	42.1
COLTS	**457**	**265**	**3561**	**58.0**	**7.79**	**22**	**4.8**	**17**	**3.7**	**88t**	**25/198**	**83.4**
OPPONENTS	**395**	**221**	**2678**	**55.9**	**6.78**	**13**	**3.3**	**32**	**8.1**	**80t**	**36/246**	**54.1**

1968

NFL CHAMPIONS

RECORD: 13-1 COACH: DON SHULA

FIRST – COASTAL DIVISION

HOME: 6-1 AWAY: 7-0

DIV: 6-0 CONF: 10-0 NCONF: 3-1

DATE	RESULTS	OPPONENT	ATTENDANCE
9/15	W 27-10	SAN FRANCISCO	56,864
9/23	W 28-20	@ Atlanta	50,428
9/29	W 41-7	@ Pittsburgh	44,480
10/6	W 28-7	CHICAGO	60,238
10/13	W 42-14	@ San Francisco	32,822
10/20	L 20-30	CLEVELAND	60,238
10/27	W 27-10	LOS ANGELES RAMS	60,238
11/2	W 26-0	@ New York Giants	62,973
11/10	W 27-10	@ Detroit	55,170
11/17	W 27-0	ST. LOUIS	60,238
11/24	W 21-9	MINNESOTA	60,238
12/1	W 44-0	ATLANTA	60,238
12/7	W 16-3	@ Green Bay	50,861
12/15	W 28-24	@ Los Angeles Rams	69,397
12/22	**W 24-14**	**MINNESOTA**	**60,238**
12/29	**W 34-0**	**@ Cleveland**	**80,628**
1/12	**L 7-16**	**NEW YORK JETS (at Miami)**	**75,389**

TEAM STATISTICS	COLTS	OPP
TOTAL FIRST DOWNS	258	207
Rushing	110	71
Passing	131	119
Penalty	17	17
TOTAL NET YARDS	4681	3377
Avg. Per Game	334.4	241.2
Total Plays	851	852
Avg. Per Play	5.5	4.0
NET YARDS RUSHING	1809	1339
Avg. Per Game	129.2	95.6
Total Rushes	463	375
NET YARDS PASSING	2872	2038
Avg. Per Game	205.1	145.5
Tackled/Yards Lost	29/222	45/367
Gross Yards	3094	2405
Att./Completions	359/196	432/224
Completion Pct.	54.6	51.9
Had Intercepted	22	29
PUNTS/AVERAGE	49/39.5	78/40.8
PENALTIES/YARDS	75/655	72/799
FUMBLES/BALL LOST	23/12	29/12
TOUCHDOWNS	50	16
Rushing	16	6
Passing	28	9
Defense/Kicking	4/2	1/0

SCORE BY PERIODS	1	2	3	4	TOTAL
COLTS	**103**	**137**	**62**	**100**	**402**
OPPONENTS	**37**	**37**	**20**	**50**	**144**

SCORING	TDR	TDP	TDRT	PAT	FG	S	TP
Michaels				48-50	18-28		102
Matte	9	1					60
Richardson		8					48
Orr		6					36
Mackey		5					30
Mitchell		4					24
Pearson		2	2				24
Cole	3						18
Brown	2						12
Hill	1	1					12
Perkins		1					6
Boyd			1				6
Hilton			1				6
Stukes			1				6
Curtis			1				6
Morrall	1						6
COLTS	**16**	**28**	**6**	**48-50**	**18-28**	**0**	**402**
OPPONENTS	**6**	**9**	**1**	**15-16**	**11-19**	**0**	**144**

FGS	1-19	20-29	30-39	40-49	50+	TOT.
Michaels	8-9	4-6	6-6	0-5	0-2	18-28
COLTS	**8-9**	**4-6**	**6-6**	**0-5**	**0-2**	**18-28**
OPP.	**3-3**	**3-5**	**3-4**	**2-4**	**0-3**	**11-19**

Michaels: (43,**27**,43,**32**) () (**22**,**19**,49) (55) () (**17**,**33**) (17) (**10**,**27**) (**16**,**37**) (**13**,**27**,21) (29) (48,**16**,**35**,**22**) (**37**,**15**,**15**,47) (53)

OPP.: (**38**) (**14**,**24**,50) () () (50) (47,**11**) (**19**) () (**21**,25,50,45) () (**43**,**36**,**31**) () (45) (24,30,**25**)

RUSHING	NO.	YDS.	AVG.	LG	TD
Matte	183	662	3.6	23	9
Cole	104	418	4.0	21	3
Hill	91	360	4.0	21	1
Brown	39	159	4.1	10	2
Mackey	10	103	10.3	33	0
Pearson	19	78	4.1	13	0
Morrall	11	18	1.6	11	1
Lee	3	12	4.0	21	0
Unitas	3	–1	–0.3	5	0
COLTS	**463**	**1809**	**3.9**	**33**	**16**
OPPONENTS	**375**	**1339**	**3.6**	**59t**	**6**

RECEIVING	NO.	YDS.	AVG.	LG	TD
Mackey	45	644	14.3	45	5
Richardson	37	698	18.9	79	8
Orr	29	743	25.6	84	6
Matte	25	275	11.0	50	1
Hill	18	161	8.9	19	1
Perkins	15	227	15.1	29	1
Cole	13	75	5.8	18	0
Mitchell	6	117	19.5	41	4
Brown	4	53	13.3	18	0
Pearson	2	70	35.0	61	2
Hawkins	2	31	15.5	18	0
COLTS	**196**	**3094**	**15.8**	**84**	**28**
OPPONENTS	**224**	**2405**	**10.7**	**71t**	**9**

INTERCEPTIONS	NO.	YDS.	AVG.	LG	TD
Boyd	8	160	20.0	49	1
Volk	6	154	25.7	90	0
Lyles	5	32	6.4	11	0
Logan	3	9	3.0	9	0
Gaubatz	2	15	7.5	13	0
Curtis	2	38	19.0	38	1
Stukes	1	60	60.0	60	1
Hilton	1	13	13.0	13	1
Shinnick	1	2	2.0	2	0
COLTS	**29**	**483**	**16.7**	**90**	**4**
OPPONENTS	**22**	**192**	**8.7**	**36**	**1**

PUNTING	NO.	YDS.	AVG.	LG	BLK.
Lee	49	1935	39.5	59	1
COLTS	**49**	**1935**	**39.5**	**59**	**1**
OPPONENTS	**78**	**3183**	**40.8**	**58**	**0**

PUNT RETURNS	NO.	FC	YDS.	AVG.	LG	TD
Volk	25	7	198	7.9	24	0
Brown	16	8	125	7.8	25	0
Logan	1	1	27	27.0	27	0
COLTS	**42**	**16**	**350**	**8.3**	**27**	**0**
OPPONENTS	**19**	**16**	**62**	**3.3**	**14**	**0**

KICKOFF RETURNS	NO.	YDS.	AVG.	LG	TD
Pearson	15	527	35.1	102t	2
Brown	15	298	19.9	29	0
Cole	5	123	24.6	34	0
Matte	1	22	22.0	22	0
Porter	1	19	19.0	19	0
Logan	1	14	14.0	14	0
COLTS	**38**	**1003**	**26.4**	**102t**	**2**
OPPONENTS	**71**	**1391**	**19.6**	**35**	**0**

USUAL STARTERS
PRO BOWLERS IN BOLDFACE

	OFFENSE		DEFENSE
WR	Jimmy Orr	LDE	Bubba Smith
LT	**Bob Vogel**	LDT	Billy Ray Smith
LG	Glenn Ressler	**RDT**	**Fred Miller**
C	Bill Curry	RDE	Ordell Braase
RG	Dan Sullivan	**LLB**	**Mike Curtis**
RT	Sam Ball	MLB	Dennis Gaubatz
TE	**John Mackey**	RLB	Don Shinnick
WR	**Willie Richardson**	**LCB**	**Bob Boyd**
QB	**Earl Morrall**	RCB	Lenny Lyles
RB	**Tom Matte**	LS	Jerry Logan
RB	Jerry Hill	RS	Rick Volk

PASSING	ATT.	COMP.	YDS.	PCT.	AVG./ATT.	TD	TD%	INT.	INT%	LG	SACKED	RATING
Morrall	317	182	2909	57.4	9.18	26	8.2	17	5.4	84t	24/180	93.2
Unitas	32	11	139	34.4	4.34	2	6.3	4	12.5	37t	2/15	30.1
Ward	9	3	46	33.3	5.11	0	0.0	1	11.1	22t	3/27	11.6
Matte	1	0	0	0.0	0.00	0	0.0	0	0.0	0	0/0	39.6
COLTS	**359**	**196**	**3094**	**54.6**	**8.62**	**28**	**7.8**	**22**	**6.1**	**84t**	**29/222**	**84.0**
OPPONENTS	**432**	**224**	**2405**	**51.9**	**5.57**	**9**	**2.1**	**29**	**6.7**	**71t**	**45/367**	**47.5**

1969

RECORD: 8-5-1 COACH: DON SHULA
SECOND – COASTAL DIVISION
HOME: 4-2-1 AWAY: 4-3
DIV: 3-3 CONF: 5-4-1 NCONF: 3-1

DATE		RESULTS	OPPONENT	ATTENDANCE
9/21	L	20-27	LOS ANGELES RAMS	56,864
9/28	L	14-52	@ Minnesota	47,644
10/5	W	21-14	@ Atlanta	57,806
10/13	W	24-20	PHILADELPHIA	56,864
10/19	W	30-10	@ New Orleans	80,636
10/26	L	21-24	SAN FRANCISCO	60,238
11/2	W	41-17	WASHINGTON	60,238
11/9	W	14-6	GREEN BAY	60,238
11/16	L	17-20	@ San Francisco	38,472
11/23	W	24-21	@ Chicago	45,455
11/30	W	13-6	ATLANTA	60,238
12/7	T	17-17	DETROIT	60,238
12/13	L	10-27	@ Dallas	63,191
12/21	W	13-7	@ Los Angeles Rams	73,326

TEAM STATISTICS	COLTS	OPP
TOTAL FIRST DOWNS	255	256
Rushing	99	70
Passing	140	164
Penalty	16	22
TOTAL NET YARDS	4477	4649
Avg. Per Game	319.8	332.1
Total Plays	865	891
Avg. Per Play	5.2	5.2
NET YARDS RUSHING	1490	1400
Avg. Per Game	106.4	100.0
Total Rushes	417	399
NET YARDS PASSING	2987	3249
Avg. Per Game	213.4	232.1
Tackled/Yards Lost	19/156	33/250
Gross Yards	3143	3499
Att./Completions	429/225	459/271
Completion Pct.	52.4	59.0
Had Intercepted	27	15
PUNTS/AVERAGE	57/45.3	69/38.4
PENALTIES/YARDS	62/561	74/848
FUMBLES/BALL LOST	23/12	18/10
TOUCHDOWNS	34	32
Rushing	16	8
Passing	17	20
Defense/Kicking	0/1	4/0

SCORE BY PERIODS	1	2	3	4	TOTAL
COLTS	43	80	80	76	279
OPPONENTS	48	90	76	54	268

SCORING	TDR	TDP	TDRT	PAT	FG	S	TP
Matte	11	2					78
Michaels				33-34	14-31		75
Mitchell		3					18
Perkins		3					18
Richardson		3					18
Cole	2	1					18
Orr		2					12
Hill	2						12
Mackey		2					12
Duncan			1				6
Havrilak	1						6
Hinton		1					6
COLTS	**16**	**17**	**1**	**33-34**	**14-31**	**0**	**279**
OPPONENTS	**8**	**20**	**4**	**31-32**	**15-34**	**0**	**268**

FGS	1-19	20-29	30-39	40-49	50+	TOT.
Michaels	5-5	3-3	3-9	3-11	0-3	14-31
COLTS	**5-5**	**3-3**	**3-9**	**3-11**	**0-3**	**14-31**
OPP.	**6-6**	**5-5**	**3-9**	**1-13**	**0-1**	**15-34**

Michaels: (**15**,**41**) (40) (52) (**20**,37,32) (**33**,57,43) (37,46) (**49**,**12**) (41) (**41**) (49,48,**17**) (**38**,32,**13**,40) (**12**,53) (**24**,42) (**22**,36,**39**,31)

OPP.: (**29**,41,**15**) (**40**) (33,43,44) (**24**,**18**) (35,**33**) (**18**,47) (**34**,50) (**14**,**38**,45,35) (46,34,44) () (41,**22**,32,**22**) (30,43,34,41,**12**) (**15**,**27**,46) ()

RUSHING	NO.	YDS.	AVG.	LG	TD
Matte	235	909	3.9	26	11
Cole	73	204	2.8	27	2
Hill	49	143	2.9	14	2
Pearson	24	81	3.4	11	0
Havrilak	5	49	9.8	29	1
Dunn	13	45	3.5	11	0
Perkins	3	36	12.0	18	0
Unitas	11	23	2.1	13	0
Mackey	2	3	1.5	7	0
Conjar	1	0	0.0	0	0
Hinton	1	–3	–3.0	–3	0
COLTS	**417**	**1490**	**3.6**	**29**	**16**
OPPONENTS	**399**	**1400**	**3.5**	**46**	**8**

RECEIVING	NO.	YDS.	AVG.	LG	TD
Richardson	43	646	15.0	39	3
Matte	43	513	11.9	49	2
Mackey	34	443	13.3	52	2
Perkins	28	391	14.0	47	3
Orr	25	474	19.0	47	2
Hinton	13	269	20.7	46	1
Hill	11	44	4.0	12	0
Mitchell	9	199	22.1	51	3
Cole	9	65	7.2	18	1
Dunn	5	30	6.0	10	0
Pearson	4	64	16.0	37	0
Havrilak	1	5	5.0	5	0
COLTS	**225**	**3143**	**14.0**	**52**	**17**
OPPONENTS	**271**	**3499**	**12.9**	**83t**	**20**

INTERCEPTIONS	NO.	YDS.	AVG.	LG	TD
Volk	4	36	9.0	23	0
Maxwell	3	37	12.3	22	0
Grant	3	0	0.0	0	0
Austin	2	10	5.0	10	0
Gaubatz	1	11	11.0	11	0
Stukes	1	6	6.0	6	0
Logan	1	6	6.0	6	0
COLTS	**15**	**106**	**7.1**	**23**	**0**
OPPONENTS	**27**	**394**	**14.6**	**57t**	**3**

PUNTING	NO.	YDS.	AVG.	LG	BLK.
Lee	57	2580	45.3	66	0
COLTS	**57**	**2580**	**45.3**	**66**	**0**
OPPONENTS	**69**	**2647**	**38.4**	**63**	**1**

PUNT RETURNS	NO.	FC	YDS.	AVG.	LG	TD
Havrilak	13	7	56	4.3	13	0
Volk	10	6	58	5.8	14	0
Logan	8	2	41	5.1	11	0
Pearson	6	0	37	6.2	11	0
COLTS	**37**	**15**	**192**	**5.2**	**14**	**0**
OPPONENTS	**35**	**6**	**182**	**5.2**	**22**	**0**

KICKOFF RETURNS	NO.	YDS.	AVG.	LG	TD
Pearson	31	706	22.8	51	0
Duncan	19	560	29.5	92t	1
Hinton	1	24	24.0	24	0
COLTS	**51**	**1290**	**25.3**	**92t**	**1**
OPPONENTS	**55**	**1135**	**20.6**	**42**	**0**

USUAL STARTERS
PRO BOWLERS IN BOLDFACE

	OFFENSE	DEFENSE
WR	Jimmy Orr	LDE Bubba Smith
LT	Bob Vogel	LDT Billy Ray Smith
LG	Glenn Ressler	**RDT Fred Miller**
C	Bill Curry	RDE Roy Hilton
RG	Dan Sullivan	LLB Bob Grant
RT	Sam Ball	MLB Mike Curtis
TE	John Mackey	RLB Ted Hendricks
WR	Willie Richardson	LCB Charlie Stukes
QB	John Unitas	RCB Tom Maxwell,
RB	**Tom Matte**	Lenny Lyles
RB	Jerry Hill,	LS Jerry Logan
	Terry Cole	**RS Rick Volk**

PASSING	ATT.	COMP.	YDS.	PCT.	AVG./ATT.	TD	TD%	INT.	INT%	LG	SACKED	RATING
Unitas	327	178	2342	54.4	7.16	12	3.7	20	6.1	52t	12/93	64.0
Morrall	99	46	755	46.5	7.63	5	5.1	7	7.1	42t	7/63	60.0
Matte	3	1	46	33.3	15.33	0	0.0	0	0.0	46t	0/0	81.9
COLTS	**429**	**225**	**3143**	**52.4**	**7.33**	**17**	**4.0**	**27**	**6.3**	**52t**	**19/156**	**62.8**
OPPONENTS	**459**	**271**	**3499**	**59.0**	**7.62**	**20**	**4.4**	**15**	**3.3**	**83t**	**33/250**	**80.5**

1970

WORLD CHAMPIONS

RECORD: 11-2-1 COACH: DON MCCAFFERTY

FIRST – AFC EASTERN DIVISION

HOME: 5-1-1 AWAY: 6-1

DIV: 6-1-1 CONF: 8-2-1 NCONF: 3-0

DATE	RESULTS		OPPONENT	ATTENDANCE
9/20	W	16-14	@ San Diego	47,782
9/28	L	24-44	KANSAS CITY	53,911
10/4	W	14-6	@ Boston	38,235
10/11	W	24-20	@ Houston	48,050
10/18	W	29-22	@ New York Jets	63,301
10/25	W	27-3	BOSTON	60,240
11/1	W	35-0	MIAMI	60,240
11/9	W	13-10	Green Bay @ Milw.	48,063
11/15	T	17-17	BUFFALO	60,240
11/22	L	17-34	@ Miami	67,699
11/29	W	21-20	CHICAGO	60,240
12/6	W	29-10	PHILADELPHIA	60,240
12/13	W	20-14	@ Buffalo	34,346
12/19	W	35-20	NEW YORK JETS	60,240
12/26	**W**	**17-0**	**CINCINNATI**	**51,127**
1/3	**W**	**27-17**	**OAKLAND**	**56,368**
1/17	**W**	**16-13**	**Dallas (at Miami)**	**79,204**

TEAM STATISTICS	COLTS	OPP
TOTAL FIRST DOWNS	242	214
Rushing	70	79
Passing	148	120
Penalty	24	15
TOTAL NET YARDS	4134	3845
Avg. Per Game	295.3	274.6
Total Plays	860	883
Avg. Per Play	4.8	4.4
NET YARDS RUSHING	1336	1439
Avg. Per Game	95.4	102.8
Total Rushes	411	390
NET YARDS PASSING	2798	2406
Avg. Per Game	199.9	171.9
Tackled/Yards Lost	33/289	41/374
Gross Yards	3087	2780
Att./Completions	416/219	452/238
Completion Pct.	52.6	52.7
Had Intercepted	22	25
PUNTS/AVERAGE	63/44.7	78/38.4
PENALTIES/YARDS	71/708	101/1032
FUMBLES/BALL LOST	25/14	14/9
TOUCHDOWNS	38	25
Rushing	9	6
Passing	23	16
Defense/Kicking	3/3	2/1

SCORE BY PERIODS	1	2	3	4	TOTAL
COLTS	**60**	**110**	**63**	**88**	**321**
OPPONENTS	**61**	**77**	**48**	**48**	**234**

SCORING	TDR	TDP	TDRT	PAT	FG	S	TP
O'Brien				36-38	19-34		93
Jefferson		7					42
Hinton	2	5					42
Mitchell		4					24
Mackey		3					18
Bulaich	3						18
Maitland	1	1					12

SCORING cont...	TDR	TDP	TDRT	PAT	FG	S	TP
Logan			2				12
Hill	2						12
Orr		2					12
Nowatzke	1						6
Perkins		1					6
Grant			1				6
Hendricks			1				6
Gardin			1				6
Duncan			1				6
COLTS	**9**	**23**	**6**	**36-38**	**19-34**	**0**	**321**
OPPONENTS	**6**	**16**	**3**	**25-25**	**19-35**	**1**	**234**

FGS	1-19	20-29	30-39	40-49	50+	TOT.
O'Brien	3-4	6-9	4-9	6-10	0-2	19-34
COLTS	**3-4**	**6-9**	**4-9**	**6-10**	**0-2**	**19-34**
OPP.	**4-4**	**8-9**	**2-5**	**5-17**	**0-2**	**19-37**

O'Brien: (11,**25**,**34**,**28**) (**26**) (35) (**43**,34,45) (**28**,**18**,**28**,34) (**12**,**48**) (44) (30,**42**,**29**) (28,37,**18**) (**38**,23,42) (44) (**45**,53,**44**,**47**,51) (**32**,**38**) (25)

OPP.: (46) (**28**,**17**,**48**) (44,**13**,23,47,**25**) (48,42,40,**27**,**9**) (**41**,46,38,**42**) (**15**,46,47) (49) (**20**,39,31) (**36**,52) (**43**,**46**) (**28**,45,50,**27**,43) (**38**) () (**25**,**29**)

RUSHING	NO.	YDS.	AVG.	LG	TD
Bulaich	139	426	3.1	15	3
Nowatzke	73	248	3.4	14	1
Maitland	74	209	2.8	24	1
Havrilak	54	159	2.9	26	0
Hill	36	115	3.2	15	2
Hinton	5	58	11.6	21	2
Jefferson	4	47	11.8	19	0
Matte	12	43	3.6	16	0
Unitas	9	16	1.8	9	0
Morrall	2	6	3.0	5	0
Perkins	2	6	3.0	4	0
Conjar	1	3	3.0	3	0
COLTS	**411**	**1336**	**3.3**	**26**	**9**
OPPONENTS	**390**	**1439**	**3.7**	**45**	**6**

RECEIVING	NO.	YDS.	AVG.	LG	TD
Hinton	47	733	15.6	40	5
Jefferson	44	749	17.0	55	7
Mackey	28	435	15.5	54	3
Mitchell	20	261	13.1	44	4
Nowatzke	16	93	5.8	17	0
Havrilak	14	141	10.1	33	0
Bulaich	11	123	11.2	20	0
Orr	10	199	19.9	29	2
Perkins	10	194	19.4	41	1
Maitland	9	67	7.4	13	1
Hill	8	62	7.8	13	0
O'Brien	1	28	28.0	28	0
Matte	1	2	2.0	2	0
COLTS	**219**	**3087**	**14.1**	**55**	**23**
OPPONENTS	**238**	**2789**	**11.7**	**67**	**16**

INTERCEPTIONS	NO.	YDS.	AVG.	LG	TD
Logan	6	92	15.3	33	2
Curtis, M.	5	50	10.0	18	0
Volk	4	61	15.3	31	0
Stukes	3	52	17.3	47	0
Duncan	2	56	28.0	30	0
Grant	2	39	19.5	27	1
Hendricks	1	31	31.0	31	0
May	1	18	18.0	18	0
Curtis, T.	1	0	0.0	0	0
Maxwell	0	9	0.0	9	0
COLTS	**25**	**408**	**16.3**	**47**	**3**
OPPONENTS	**22**	**283**	**12.9**	**45**	**1**

PUNTING	NO.	YDS.	AVG.	LG	BLK.
Lee	63	2819	44.7	62	1
COLTS	**63**	**2819**	**44.7**	**62**	**1**
OPPONENTS	**78**	**2992**	**38.4**	**58**	**1**

PUNT RETURNS	NO.	FC	YDS.	AVG.	LG	TD
Gardin	28	20	330	11.8	80t	1
Volk	3	4	15	5.0	6	0
Curtis, T.	3	1	2	0.7	2	0
Logan	2	0	4	2.0	4	0
Havrilak	0	1	0	0.0	0	0
COLTS	**36**	**26**	**351**	**9.8**	**80t**	**1**
OPPONENTS	**38**	**9**	**365**	**9.4**	**77t**	**1**

KICKOFF RETURNS	NO.	YDS.	AVG.	LG	TD
Duncan	20	707	35.4	99t	1
Gardin	11	265	24.1	33	0
Nowatzke	7	93	13.3	21	0
Havrilak	2	36	18.0	20	0
Maitland	1	28	28.0	28	0
Grant	1	21	21.0	21	0
Jefferson	1	11	11.0	11	0
Newsome	1	0	0.0	0	0
Stukes	1	0	0.0	0	0
COLTS	**45**	**1161**	**25.8**	**99t**	**1**
OPPONENTS	**58**	**1237**	**21.3**	**56**	**0**

USUAL STARTERS
PRO BOWLERS IN BOLDFACE

	OFFENSE		DEFENSE
WR	Eddie Hinton	**LDE**	**Bubba Smith**
LT	Bob Vogel	LDT	Billy Ray Smith
LG	Glenn Ressler	RDT	Fred Miller
C	Bill Curry	RDE	Roy Hilton
RG	John Williams	LLB	Bob Grant
RT	Dan Sullivan	**MLB**	**Mike Curtis**
TE	John Mackey	RLB	Ted Hendricks
WR	Roy Jefferson	LCB	Charlie Stukes
QB	John Unitas	RCB	Tom Maxwell
RB	Norm Bulaich	**LS**	**Jerry Logan**
RB	Jerry Hill, Tom Nowatzke	RS	Rick Volk

PASSING	ATT.	COMP.	YDS.	PCT.	AVG./ATT.	TD	TD%	INT.	INT%	LG	SACKED	RATING
Unitas	321	166	2213	51.7	6.89	14	4.4	18	5.6	55	19/158	65.1
Morrall	93	51	792	54.8	8.52	9	9.7	4	4.3	44	14/131	97.6
Havrilak	2	2	82	100.0	41.00	0	0.0	0	0.0	54	0/0	118.0
COLTS	**416**	**219**	**3087**	**52.6**	**7.28**	**23**	**5.5**	**22**	**5.3**	**55**	**33/289**	**73.3**
OPPONENTS	**452**	**238**	**2789**	**52.7**	**6.17**	**16**	**3.5**	**25**	**5.5**	**67**	**41/374**	**60.4**

1971

RECORD: 10-4 COACH: DON MCCAFFERTY
SECOND – AFC EASTERN DIVISION
HOME: 5-2 AWAY: 5-2
DIV: 6-2 CONF: 8-3 NCONF: 2-1

DATE	RESULTS		OPPONENT	ATTENDANCE
9/19	W	22-0	NEW YORK JETS	56,458
9/26	L	13-14	CLEVELAND	56,837
10/3	W	23-3	@ New England	61,232
10/10	W	43-0	@ Buffalo	46,206
10/17	W	31-7	@ New York Giants	62,860
10/25	L	3-10	@ Minnesota	49,784
10/31	W	34-21	PITTSBURGH	60,238
11/8	W	24-17	LOS ANGELES RAMS	57,722
11/14	W	14-13	@ New York Jets	63,947
11/21	L	14-17	@ Miami	75,312
11/28	W	37-14	@ Oakland	54,689
12/5	W	24-0	BUFFALO	58,476
12/11	W	14-3	MIAMI	60,238
12/19	L	17-21	NEW ENGLAND	57,942
12/26	**W**	**20-3**	**@ Cleveland**	**74,082**
1/2	**L**	**0-21**	**@ Miami**	**78,629**

TEAM STATISTICS	COLTS	OPP
TOTAL FIRST DOWNS	242	166
Rushing	123	60
Passing	104	95
Penalty	15	11
TOTAL NET YARDS	4071	2852
Avg. Per Game	290.8	203.7
Total Plays	883	746
Avg. Per Play	4.6	3.8
NET YARDS RUSHING	2149	1113
Avg. Per Game	153.5	79.5
Total Rushes	512	352
NET YARDS PASSING	1922	1739
Avg. Per Game	137.3	124.2
Tackled/Yards Lost	27/230	33/288
Gross Yards	2152	2027
Att./Completions	344/176	361/185
Completion Pct.	51.2	51.2
Had Intercepted	21	28
PUNTS/AVERAGE	62/41.0	88/38.9
PENALTIES/YARDS	57/529	67/687
FUMBLES/BALL LOST	26/11	22/13
TOUCHDOWNS	36	18
Rushing	23	8
Passing	10	9
Defense/Kicking	2/1	1/0

SCORE BY PERIODS	1	2	3	4	TOTAL
COLTS	**62**	**17**	**78**	**78**	**313**
OPPONENTS	**17**	**45**	**27**	**51**	**140**

SCORING	TDR	TDP	TDRT	PAT	FG	S	TP
O'Brien				35-36	20-29		95
Bulaich	8	2					60
Matte	8						48
Nottingham	5		1				36
Perkins		4					24
Hinton		2					12
McCauley	2						12
Richardson		2					12
Hendricks			1				6
Newsome			1				6
TEAM						1	2
COLTS	**23**	**10**	**3**	**35-36**	**20-29**	**1**	**313**
OPPONENTS	**8**	**9**	**1**	**17-18**	**5-18**	**0**	**140**

FGS	1-19	20-29	30-39	40-49	50+	TOT.
O'Brien	4-4	7-8	3-4	5-11	1-2	20-29
COLTS	**4-4**	**7-8**	**3-4**	**5-11**	**1-2**	**20-29**
OPP.	**1-1**	**2-4**	**2-5**	**0-6**	**0-2**	**5-18**

O'Brien: (**38**,**21**,**21**) (**27**,**32**) (**42**,**41**,**50**) (**42**,**28**) (**27**) (45,**40**) (**20**,**9**,40) (51,48,**32**) () (45) (**11**,**28**,**45**) (40,37,29,**13**) () (**12**,40)

OPP.: () (44,35) (**34**,46,46) (49) (35) (**32**) () (**20**,45) (22) (54,**20**) () (22,58) (31,**17**) (47)

RUSHING	NO.	YDS.	AVG.	LG	TD
Bulaich	152	741	4.9	67t	8
Matte	173	607	3.5	26	8
Nottingham	95	388	4.1	36	5
McCauley	58	246	4.2	19	2
Hinton	4	56	14.0	30	0
Perkins	5	35	7.0	18	0
Richardson	2	27	13.5	24	0
Mackey	3	18	6.0	9	0
Morrall	6	13	6.5	16	0
Mitchell	2	9	4.5	13	0
Unitas	9	5	0.6	3	0
Pittman	2	3	1.5	3	0
Nowatzke	1	1	1.5	1	0
COLTS	**512**	**2149**	**4.2**	**67t**	**23**
OPPONENTS	**352**	**1113**	**3.2**	**27**	**8**

RECEIVING	NO.	YDS.	AVG.	LG	TD
Mitchell	33	402	12.2	35	0
Matte	29	239	8.3	34	0
Hinton	25	436	17.4	33	2
Bulaich	25	229	9.2	30	2
Perkins	24	424	17.7	64	4
Nottingham	15	88	5.9	35	0
Mackey	11	143	13.0	28	0
Richardson	10	173	17.3	49	2
McCauley	3	6	2.0	8	0
Havrilak	1	12	12.0	12	0
COLTS	**176**	**2152**	**12.2**	**64**	**10**
OPPONENTS	**185**	**2027**	**11.0**	**88t**	**9**

INTERCEPTIONS	NO.	YDS.	AVG.	LG	TD
Stukes	8	95	11.9	40	0
Hendricks	5	70	14.0	40	0
Volk	4	36	9.0	21	0
Logan	4	28	7.0	23	0
Curtis	3	44	14.7	31	0
Newsome	2	19	9.5	19t	1
May	1	46	46.0	46	0
Nowatzke	1	29	29.0	29	0
COLTS	**28**	**367**	**13.1**	**46**	**1**
OPPONENTS	**21**	**220**	**10.5**	**60t**	**1**

PUNTING	NO.	YDS.	AVG.	LG	BLK.
Lee	62	2542	41.0	76	0
COLTS	**62**	**2542**	**41.0**	**76**	**0**
OPPONENTS	**88**	**3422**	**38.9**	**61**	**0**

PUNT RETURNS	NO.	FC	YDS.	AVG.	LG	TD
Volk	22	20	118	5.4	18	0
Dunlap	8	2	112	14.0	57	0
Curtis	7	10	15	2.1	10	0
Kern	3	1	19	6.3	7	0
Gardin	2	0	75	37.5	65	0
Logan	1	0	12	12.0	12	0
Duncan	0	1	0	0.0	0	0
COLTS	**43**	**34**	**351**	**8.2**	**65**	**0**
OPPONENTS	**40**	**14**	**267**	**6.7**	**16**	**0**

KICKOFF RETURNS	NO.	YDS.	AVG.	LG	TD
Pittman	14	330	23.6	37	0
McCauley	8	194	24.5	29	0
Duncan	3	102	34.0	54	0
Dunlap	1	28	28.0	28	0
Logan	1	16	16.0	16	0
Stukes	1	8	8.0	8	0
Nowatzke	1	1	1.0	1	0
Curtis	1	0	0.0	0	0
Matte	1	0	0.0	0	0
Mitchell, T.	1	0	0.0	0	0
COLTS	**32**	**679**	**21.2**	**54**	**0**
OPPONENTS	**62**	**1345**	**21.7**	**57**	**0**

USUAL STARTERS
PRO BOWLERS IN BOLDFACE

	OFFENSE		DEFENSE
WR	Eddie Hinton	**LDE**	**Bubba Smith**
LT	**Bob Vogel**	LDT	Billy Newsome
LG	Glenn Ressler	RDT	Fred Miller
C	**Bill Curry**	RDE	Roy Hilton
RG	John Williams	LLB	Ray May
RT	Dan Sullivan	**MLB**	**Mike Curtis**
TE	Tom Mitchell	**RLB**	**Ted Hendricks**
WR	Ray Perkins	LCB	Charlie Stukes
QB	Earl Morrall	RCB	Jim Duncan
RB	Tom Matte	**LS**	**Jerry Logan**
RB	**Norm Bulaich**	**RS**	**Rick Volk**

PASSING	ATT.	COMP.	YDS.	PCT.	AVG./ATT.	TD	TD%	INT.	INT%	LG	SACKED	RATING
Unitas	176	92	942	52.3	5.35	3	1.7	9	5.1	35t	15/129	52.3
Morrall	167	84	1210	50.3	7.19	7	4.2	12	7.2	64t	11/89	58.2
Matte	1	0	0	0.0	0.00	0	0.0	0	0.0	0	1/12	39.6
COLTS	**344**	**176**	**2152**	**51.2**	**6.10**	**10**	**2.9**	**21**	**6.1**	**64t**	**27/230**	**55.0**
OPPONENTS	**361**	**185**	**2027**	**51.2**	**5.61**	**9**	**2.5**	**28**	**7.8**	**88t**	**33/288**	**44.2**

1972

RECORD: 5-9 COACH: DON MCCAFFERTY (5), JOHN SANDUSKY (9)
THIRD – AFC EASTERN DIVISION
HOME: 2-5 AWAY: 3-4
DIV: 4-4 CONF: 5-6 NCONF: 0-3

DATE	RESULTS		OPPONENT	ATTENDANCE
9/17	L	3-10	ST. LOUIS	53,652
9/24	L	34-44	NEW YORK JETS	56,626
10/1	W	17-0	@ Buffalo	46,206
10/8	L	20-23	SAN DIEGO	55,459
10/15	L	0-21	DALLAS	58,992
10/22	L	20-24	@ New York Jets	62,948
10/29	L	0-23	MIAMI	60,000
11/6	W	24-17	@ New England	60,999
11/12	L	21-24	@ San Francisco	61,214
11/19	W	20-19	@ Cincinnati	49,512
11/26	W	31-0	NEW ENGLAND	54,907
12/3	W	35-7	BUFFALO	55,390
12/10	L	10-24	@ Kansas City	44,175
12/16	L	0-16	@ Miami	80,010

TEAM STATISTICS	COLTS	OPP
TOTAL FIRST DOWNS	251	233
Rushing	97	111
Passing	124	109
Penalty	30	13
TOTAL NET YARDS	4187	4312
Avg. Per Game	299.1	308.0
Total Plays	868	853
Avg. Per Play	4.8	5.1
NET YARDS RUSHING	1894	1989
Avg. Per Game	135.3	142.1
Total Rushes	462	515
NET YARDS PASSING	2293	2323
Avg. Per Game	163.8	165.9
Tackled/Yards Lost	25/210	25/232
Gross Yards	2503	2555
Att./Completions	381/203	313/178
Completion Pct.	53.3	56.9
Had Intercepted	12	23
PUNTS/AVERAGE	57/42.1	71/39.0
PENALTIES/YARDS	58/605	84/826
FUMBLES/BALL LOST	37/22	22/13
TOUCHDOWNS	28	30
Rushing	10	15
Passing	15	15
Defense/Kicking	2/1	0/0

SCORE BY PERIODS	1	2	3	4	TOTAL
COLTS	48	70	58	59	235
OPPONENTS	57	70	47	78	252

SCORING	TDR	TDP	TDRT	PAT	FG	S	TP
O'Brien		2		24-24	13-31		75
Havrilak	2	4					36
McCauley	2	2	1				30
Mitchell, T.		4					24
Nottingham	3						18
Mitchell, L.	1	1					12
Matte		1					6
Bulaich	1						6
Munsey			1				6
Curtis			1				6
Hinton		1					6
Domres	1						6
Schlapak				4-4	0-8		4
COLTS	**10**	**15**	**3**	**28-28**	**13-39**	**0**	**235**
OPPONENTS	**15**	**15**	**0**	**27-30**	**15-24**	**0**	**252**

FGS	1-19	20-29	30-39	40-49	50+	TOT.
O'Brien	2-3	6-8	3-8	2-12	0-0	13-31
Shlapak	0-0	0-0	0-0	0-5	0-3	0-8
COLTS	**2-3**	**6-8**	**3-8**	**2-17**	**0-3**	**13-39**
OPP.	**1-1**	**4-4**	**3-4**	**5-10**	**2-5**	**15-24**

O'Brien: (30,48,47,**42**,38) (**14**,**32**,28) (**30**,43,30,45) (**22**,**20**) (48,48) (**22**,41,33,**28**,44) (41) (**9**,18) () (**31**,33,**26**) (**40**,44) () (**22**) (20)

Shlapak: () () () () () () (54) (52) (50) () () (47,47) (45,48,46) ()

OPP.: (**41**) (48,43,**14**) (42) (**51**,**40**,**27**) (57,39,42) (**29**) (**24**) (**36**) (**44**) (**40**,**25**) (48) (51) (**31**,53) (**40**,**50**,**35**)

RUSHING	NO.	YDS.	AVG.	LG	TD
McCauley	178	675	3.8	36	2
Nottingham	123	466	3.8	25	3
Mitchell, L.	45	215	4.8	14	1
Matte	33	137	4.2	18	0
Domres	30	137	4.6	15	1
Bulaich	27	109	4.0	18	1
Havrilak	12	72	6.0	32	2
Doughty	2	33	16.5	17	0
Unitas	3	15	5.0	8	0
Nowatzke	3	11	3.7	6	0
O'Brien	3	9	3.0	7	0
Mildren	3	8	2.7	5	0
Mitchell, T.	0	7	0.0	7	0
COLTS	**462**	**1894**	**4.1**	**36**	**10**
OPPONENTS	**515**	**1989**	**3.9**	**32**	**15**

RECEIVING	NO.	YDS.	AVG.	LG	TD
Mitchell, T.	40	494	12.4	34	4
Havrilak	33	571	17.3	62	4
McCauley	30	256	8.5	34	2
Nottingham	25	191	7.6	27	0
Mitchell, L.	18	147	8.2	26	1
Matte	14	182	13.0	43	1
O'Brien	11	263	23.9	43	2
Hinton	11	146	13.3	63	1
Bulaich	9	55	6.1	10	0
Speyrer	8	114	14.3	21	0
Doughty	3	31	10.3	19	0
Mosier	1	53	53.0	53	0
COLTS	**203**	**2503**	**12.3**	**63**	**15**
OPPONENTS	**178**	**2555**	**14.3**	**83**	**15**

INTERCEPTIONS	NO.	YDS.	AVG.	LG	TD
Stukes	5	23	4.6	11	0
Volk	4	86	21.5	23	0
Curtis	4	74	18.5	33	1
Logan	4	47	11.8	20	0
May	2	43	21.5	37	0
Hendricks	2	13	6.5	13	0
Laird	1	31	31.0	31	0
Hepburn	1	14	14.0	14	0
COLTS	**23**	**331**	**14.4**	**37**	**1**
OPPONENTS	**12**	**169**	**14.1**	**38**	**0**

PUNTING	NO.	YDS.	AVG.	LG	BLK.
Lee	57	2400	42.1	60	1
COLTS	**57**	**2400**	**42.1**	**60**	**1**
OPPONENTS	**71**	**2766**	**39.0**	**61**	**1**

PUNT RETURNS	NO.	FC	YDS.	AVG.	LG	TD
Laird	34	11	303	8.9	42	0
Volk	5	7	25	5.0	8	0
Logan	4	1	20	5.0	7	0
COLTS	**43**	**19**	**348**	**8.1**	**42**	**0**
OPPONENTS	**29**	**12**	**204**	**7.0**	**27**	**0**

KICKOFF RETURNS	NO.	YDS.	AVG.	LG	TD
Laird	29	843	29.1	73	0
McCauley	13	377	29.0	93t	1
Nottingham	2	38	19.0	19	0
Bulaich	1	62	62.0	62	0
Mildren	1	1	1.0	1	0
Hendricks	1	0	0.0	0	0
COLTS	**47**	**1321**	**28.1**	**93t**	**1**
OPPONENTS	**50**	**1091**	**21.8**	**49**	**0**

USUAL STARTERS
PRO BOWLERS IN BOLDFACE

	OFFENSE		DEFENSE
WR	Jim O'Brien	LDE	Billy Newsome
LT	Bob Vogel	LDT	Fred Miller
LG	Glenn Ressler	RDT	Jim Bailey
C	**Bill Curry**	RDE	Roy Hilton
RG	Dan Sullivan	**LLB**	**Ted Hendricks**
RT	Dennis Nelson	MLB	Mike Curtis
TE	Tom Mitchell	RLB	Ray May
WR	Sam Havrilak	LCB	Charlie Stukes
QB	Marty Domres	RCB	Lonnie Hepburn
RB	Don McCauley	LS	Jerry Logan
RB	Don Nottingham	RS	Rick Volk
		KR	**Bruce Laird**

PASSING	ATT.	COMP.	YDS.	PCT.	AVG./ATT.	TD	TD%	INT.	INT%	LG	SACKED	RATING
Domres	222	115	1392	51.8	6.27	11	5.0	6	2.7	62	11/96	76.6
Unitas	157	88	1111	56.1	7.08	4	2.5	6	3.8	63	14/114	70.8
Havrilak	1	0	0	0.0	0.00	0	0.0	0	0.0	0	0/0	39.6
Mildren	1	0	0	0.0	0.00	0	0.0	0	0.0	0	0/0	39.6
COLTS	**381**	**203**	**2503**	**53.3**	**6.57**	**15**	**3.9**	**12**	**3.2**	**63**	**25/210**	**73.9**
OPPONENTS	**313**	**178**	**2555**	**56.9**	**8.16**	**15**	**4.8**	**23**	**7.4**	**83**	**25/232**	**68.8**

1973

RECORD: 4-10 COACH: HOWARD SCHNELLENBERGER
FIFTH – AFC EASTERN DIVISION
HOME: 3-4 AWAY: 1-6
DIV: 2-6 CONF: 2-9 NCONF: 2-1

DATE		RESULTS	OPPONENT	ATTENDANCE
9/16	L	14-24	@ Cleveland	74,303
9/23	L	10-34	NEW YORK JETS	55,942
9/30	W	14-10	NEW ORLEANS	52,293
10/7	L	16-24	@ New England	57,044
10/14	L	13-31	@ Buffalo	78,875
10/21	W	29-27	@ Detroit	48,058
10/28	L	21-34	OAKLAND	59,008
11/4	L	27-31	HOUSTON	52,707
11/11	L	0-44	@ Miami	60,332
11/18	L	14-22	@ Washington	52,675
11/25	L	17-24	BUFFALO	52,250
12/2	L	17-20	@ New York Jets	61,009
12/9	W	16-3	MIAMI	58,446
12/16	W	18-13	NEW ENGLAND	52,065

TEAM STATISTICS	COLTS	OPP
TOTAL FIRST DOWNS	218	243
Rushing	121	104
Passing	79	123
Penalty	18	16
3rd Down M/A/Pct	82/203/40.4	67/175/38.3
TOTAL NET YARDS	3506	4488
Avg. Per Game	250.4	320.6
Total Plays	868	847
Avg. Per Play	4.0	5.3
NET YARDS RUSHING	2031	2089
Avg. Per Game	145.1	149.2
Total Rushes	536	491
NET YARDS PASSING	1475	2399
Avg. Per Game	105.4	171.4
Tackled/Yards Lost	32/271	25/200
Gross Yards	1746	2599
Att./Completions	300/137	331/199
Completion Pct.	45.7	60.1
Had Intercepted	25	15
PUNTS/AVERAGE	62/38.7	47/37.4
PENALTIES/YARDS	57/483	69/684
FUMBLES/BALL LOST	18/13	35/22
TOUCHDOWNS	26	39
Rushing	9	15
Passing	14	16
Defense/Kicking	1/2	6/2

SCORE BY PERIODS	1	2	3	4	TOTAL
COLTS	45	34	50	97	226
OPPONENTS	53	108	64	116	341

SCORING	TDR	TDP	TDRT	PAT	FG	S	TP
Hunt				22-24	16-28		70
Speyrer		4	1				30
Doughty		4					24
Mitchell, T.		4					24
Domres	2						12
McCauley	2						12
Mitchell, L.	2						12
Olds	2						12
Hendricks			1				6
Nottingham	1						6
Chester		1					6
White			1				6
Andrews		1					6
COLTS	**9**	**14**	**3**	**22-24**	**16-28**	**0**	**190**
OPPONENTS	**15**	**16**	**8**	**38-39**	**23-33**	**0**	**341**

FGS	1-19	20-29	30-39	40-49	50+	TOT.
Hunt	6-6	6-8	4-6	0-5	0-3	16-28
COLTS	**6-6**	**6-8**	**4-6**	**0-5**	**0-3**	**16-28**
OPP.	**9-10**	**3-4**	**8-11**	**2-5**	**1-3**	**23-33**

Hunt: (46,33) (**17**) (27) (**38**,**27**,**38**) (**19**,**22**) (**14**,**20**,**29**) () (**22**,38,50,**36**) () (52) (49,43,23,**27**) (**17**,50,46) (**19**,43) (**16**,**32**)

OPP.: (**14**) (**22**,**16**) (45,**17**) (**40**,18) (**52**) (**13**,**36**,35) (**27**,**30**) (47,**38**) (**13**,54,**14**,**38**) (**35**,**18**,**37**,**42**,**29**) (**36**,25) (**30**,32,**18**) (42,**10**) (52,36)

RUSHING	NO.	YDS.	AVG.	LG	TD
Mitchell, L.	253	963	3.8	36	2
McCauley	144	514	3.6	24	2
Domres	32	126	3.9	14	2
Nottingham	28	118	4.2	20	1
Olds	26	100	3.9	17	2
Doughty	10	96	9.6	30	0
Jones	18	58	3.2	17	0
Ginn	16	47	2.9	8	0
Mildren	2	14	7.0	10	0
Havrilak	2	9	4.5	8	0
Nelson	0	3	0.0	3	0
Chester	1	1	1.0	1	0
Speyrer	1	1	1.0	1	0
Smith	1	–3	–3.0	–3	0
Lee	2	–16	–8.0	0	0
COLTS	**536**	**2031**	**3.8**	**36**	**9**
OPPONENTS	**491**	**2089**	**4.2**	**78**	**15**

RECEIVING	NO.	YDS.	AVG.	LG	TD
Doughty	25	587	23.5	66	4
Mitchell, T.	25	313	12.5	33	4
McCauley	25	186	7.4	34	0
Chester	18	181	10.1	40	1
Speyrer	17	311	18.3	47	4
Mitchell, L.	17	113	6.7	14	0
Ginn	3	2	0.7	6	0
Nottingham	2	10	5.0	5	0
Olds	2	-4	-2.0	1	0
Smith	1	37	37.0	37	0
Havrilak	1	9	9.0	9	0
Andrews	1	1	1.0	1t	1
COLTS	**137**	**1746**	**12.7**	**66**	**14**
OPPONENTS	**199**	**2599**	**13.1**	**66**	**16**

INTERCEPTIONS	NO.	YDS.	AVG.	LG	TD
White	4	40	10.0	22	1
Hendricks	3	33	11.0	24	0
Kern	2	22	11.0	22	0
Oldham	2	10	5.0	7	0
Curtis	2	9	4.5	9	0
Kacmarek	1	2	2.0	2	0
Volk	1	0	0.0	0	0
COLTS	**15**	**116**	**7.7**	**24**	**1**
OPPONENTS	**25**	**336**	**13.4**	**45t**	**4**

PUNTING	NO.	YDS.	AVG.	LG	BLK.
Lee	62	2402	38.7	60	2
COLTS	**62**	**2402**	**38.7**	**60**	**2**
OPPONENTS	**47**	**1758**	**37.4**	**57**	**1**

PUNT RETURNS	NO.	FC	YDS.	AVG.	LG	TD
Laird	15	6	72	4.8	13	0
Volk	7	7	45	6.4	13	0
Kern	2	0	12	6.0	9	0
COLTS	**24**	**13**	**129**	**5.4**	**13**	**0**
OPPONENTS	**28**	**21**	**280**	**10.0**	**54**	**0**

KICKOFF RETURNS	NO.	YDS.	AVG.	LG	TD
Laird	24	547	22.8	51	0
Speyrer	17	496	29.1	101t	1
Ginn	9	198	22.0	29	0
Olds	3	14	4.7	10	0
Volk	2	16	8.0	16	0
White	1	17	17.0	17	0
Nottingham	1	17	17.0	17	0
Andrews	1	13	13.0	13	0
Munsey	1	13	13.0	13	0
McCauley	1	12	12.0	12	0
COLTS	**60**	**1343**	**22.4**	**101t**	**1**
OPPONENTS	**42**	**950**	**22.6**	**60**	**0**

USUAL STARTERS
PRO BOWLERS IN BOLDFACE

	OFFENSE		DEFENSE
WR	Cotton Speyrer	LDE	Mike Barnes
LT	Tom Drougas	LDT	Jim Bailey
LG	Glenn Ressler	RDT	Joe Ehrmann
C	Ken Mendenhall	RDE	Joe Schmiesing
RG	Elmer Collett	**LLB**	**Ted Hendricks**
RT	Dennis Nelson	MLB	Mike Curtis
TE	Raymond Chester	RLB	Stan White
WR	Glenn Doughty	LCB	Rex Kern
QB	Marty Domres	RCB	Nelson Munsey
RB	Lydell Mitchell	LS	Jack Mildren
RB	Don McCauley	RS	Rick Volk

PASSING	ATT.	COMP.	YDS.	PCT.	AVG./ATT.	TD	TD%	INT.	INT%	LG	SACKED	RATING
Domres	191	93	1153	48.7	6.04	9	4.7	13	6.8	66t	18/145	55.2
Jones	108	43	539	39.8	4.99	4	3.7	12	11.1	51t	14/126	28.8
Speyrer	1	1	54	100.0	54.00	1	100.0	0	0.0	54t	0/0	158.3
COLTS	**300**	**137**	**1746**	**45.7**	**5.82**	**14**	**4.7**	**25**	**8.3**	**66t**	**32/271**	**45.2**
OPPONENTS	**331**	**199**	**2599**	**60.1**	**7.85**	**16**	**4.8**	**15**	**4.5**	**66t**	**25/200**	**82.1**

1974

RECORD: 2-12 COACH: HOWARD SCHNELLENBERGER (3), JOE THOMAS (11)

FIFTH – AFC EASTERN DIVISION

HOME: 0-7 AWAY: 2-5

DIV: 1-7 CONF: 1-10 NCONF: 1-2

DATE	RESULTS		OPPONENT	ATTENDANCE
9/15	L	0-30	@ Pittsburgh	48,890
9/22	L	13-20	GREEN BAY	41,252
9/29	L	10-30	@ Philadelphia	64,205
10/6	L	3-42	@ New England	59,502
10/13	L	14-27	BUFFALO	42,089
10/20	W	35-20	@ New York Jets	51,745
10/27	L	7-17	@ Miami	65,868
11/3	L	14-24	CINCINNATI	40,037
11/10	L	6-17	DENVER	37,959
11/17	W	17-7	@ Atlanta	41,278
11/24	L	17-27	NEW ENGLAND	38,971
12/1	L	0-6	@ Buffalo	75,325
12/8	L	16-17	MIAMI	43,553
12/15	L	38-45	NEW YORK JETS	38,168

TEAM STATISTICS	COLTS	OPP
TOTAL FIRST DOWNS	244	237
Rushing	110	120
Passing	109	101
Penalty	25	16
3rd Down M/A/Pct	98/222/44.1	87/198/43.9
TOTAL NET YARDS	3843	4126
Avg. Per Game	274.5	294.7
Total Plays	924	849
Avg. Per Play	4.2	4.9
NET YARDS RUSHING	1818	1961
Avg. Per Game	129.9	140.1
Total Rushes	450	516
NET YARDS PASSING	2025	2165
Avg. Per Game	144.6	154.6
Tackled/Yards Lost	49/399	21/183
Gross Yards	2424	2348
Att./Completions	425/221	312/180
Completion Pct.	52.0	57.7
Had Intercepted	24	10
PUNTS/AVERAGE	71/37.1	67/38.4
PENALTIES/YARDS	66/587	75/737
FUMBLES/BALL LOST	28/13	25/14
TOUCHDOWNS	22	40
Rushing	13	20
Passing	9	16
Defense/Kicking	0/0	4/0

SCORE BY PERIODS	1	2	3	4	TOTAL
COLTS	13	56	48	73	190
OPPONENTS	51	142	62	74	329

SCORING	TDR	TDP	TDRT	PAT	FG	S	TP
Linhart				22-22	12-20		58
Mitchell	5	2					42
Jones	4						24
Olds	1	2					18
Domres	2						12
Doughty		2					12
Chester		1					6
McCauley		1					6
Orduna	1						6
Speyrer		1					6
COLTS	**13**	**9**	**0**	**22-22**	**12-20**	**0**	**190**
OPPONENTS	**20**	**16**	**4**	**38-40**	**17-27**	**0**	**329**

FGS	1-19	20-29	30-39	40-49	50+	TOT.
Linhart	0-0	8-8	2-5	2-6	0-1	12-20
COLTS	**0-0**	**8-8**	**2-5**	**2-6**	**0-1**	**12-20**
OPP.	**1-1**	**7-8**	**7-12**	**1-5**	**1-1**	**17-27**

Linhart: () (**37**,**23**,47) (**45**) (31,**27**) (42) (37) (37) () (**21**,**26**) (**37**,49) (48,**25**) (52) (**26**,**40**,**20**)(**26**)

OPP.: (**31**) (**52**,**39**) (**20**,**38**,**42**) () (**28**,29,**33**,35) () (**23**,42,33) (33,40,**18**) (**37**) (45) (**33**,**28**) (**20**,**31**) (**27**) (30,37,43,**25**)

RUSHING	NO.	YDS.	AVG.	LG	TD
Mitchell	214	757	3.5	31	5
Olds	129	475	3.7	34	1
Jones	39	279	7.2	39	4
Domres	22	145	6.6	21	2
McCauley	30	90	3.0	15	0
Doughty	7	51	7.3	17	0
Scott	2	12	6.0	9	0
Andrews	5	6	1.2	4	0
Orduna	2	3	1.5	2	1
COLTS	**450**	**1818**	**4.0**	**39**	**13**
OPPONENTS	**516**	**1961**	**3.8**	**69**	**20**

RECEIVING	NO.	YDS.	AVG.	LG	TD
Mitchell	72	544	7.6	24	2
Chester	37	461	12.5	45	1
Doughty	24	300	12.5	27	2
Carr	21	405	19.3	57	0
Olds	21	153	7.3	18	2
Scott	18	317	17.6	45	0
McCauley	17	112	6.6	14	1
Speyrer	9	110	12.2	27	1
Smith	1	14	14.0	14	0
Orduna	1	8	8.0	8	0
COLTS	**221**	**2424**	**11.0**	**57**	**9**
OPPONENTS	**180**	**2348**	**13.0**	**77**	**16**

INTERCEPTIONS	NO.	YDS.	AVG.	LG	TD
Curtis	3	24	8.0	11	0
Volk	2	0	0.0	0	0
White	1	40	40.0	40	0
Laird	1	15	15.0	15	0
Dickel	1	5	5.0	5	0
Oldham	1	3	3.0	3	0
Nettles	1	0	0.0	0	0
COLTS	**10**	**87**	**8.7**	**40**	**0**
OPPONENTS	**24**	**384**	**16.0**	**55**	**3**

PUNTING	NO.	YDS.	AVG.	LG	BLK.
Lee	71	2634	37.1	58	1
COLTS	**71**	**2634**	**37.1**	**58**	**1**
OPPONENTS	**67**	**2575**	**38.4**	**59**	**0**

PUNT RETURNS	NO.	FC	YDS.	AVG.	LG	TD
Berra	16	2	114	7.1	14	0
Laird	11	0	30	2.7	10	0
Speyrer	8	2	54	6.8	18	0
Scott	3	1	31	10.3	14	0
Rudnick	2	0	23	11.5	12	0
Volk	1	0	1	1.0	1	0
Bertuca	1	0	0	0.0	0	0
COLTS	**42**	**5**	**253**	**6.0**	**18**	**0**
OPPONENTS	**46**	**6**	**413**	**9.0**	**66**	**0**

KICKOFF RETURNS	NO.	YDS.	AVG.	LG	TD
Speyrer	22	539	24.5	44	0
Laird	19	499	26.3	55	0
Berra	13	259	19.9	54	0
Orduna	3	68	22.7	24	0
Scott	3	61	20.3	26	0
Mayo	2	23	11.5	14	0
Andrews	1	18	18.0	18	0
McCauley	1	17	17.0	17	0
Rudnick	1	5	5.0	5	0
Oldham	1	0	0.0	0	0
COLTS	**66**	**1489**	**22.6**	**55**	**0**
OPPONENTS	**45**	**903**	**20.1**	**38**	**0**

USUAL STARTERS
PRO BOWLERS IN BOLDFACE

	OFFENSE		DEFENSE
WR	Roger Carr	LDE	Fred Cook
LT	David Taylor	LDT	Jim Bailey
LG	Glenn Ressler	RDT	Joe Ehrmann
C	Ken Mendenhall	RDE	John Dutton
RG	Elmer Collett	LLB	Tom MacLeod
RT	Dennis Nelson	**MLB**	**Mike Curtis**
TE	Raymond Chester	RLB	Stan White
WR	Glenn Doughty	LCB	Ray Oldham
QB	Bert Jones	RCB	Nelson Munsey
RB	Lydell Mitchell	LS	Bruce Laird
RB	Bill Olds	RS	Rick Volk

PASSING	ATT.	COMP.	YDS.	PCT.	AVG./ATT.	TD	TD%	INT.	INT%	LG	SACKED	RATING
Jones	270	143	1610	53.0	5.96	8	3.0	12	4.4	57	36/328	62.4
Domres	153	77	803	50.3	5.25	0	0.0	12	7.8	44	13/71	33.2
McCauley	2	1	11	50.0	5.50	1	50.0	0	0.0	11	0/0	106.3
COLTS	**425**	**221**	**2424**	**52.0**	**5.70**	**9**	**2.1**	**24**	**5.6**	**57**	**49/399**	**52.7**
OPPONENTS	**312**	**180**	**2348**	**57.7**	**7.53**	**16**	**5.1**	**10**	**3.2**	**77**	**21/183**	**85.3**

1975

RECORD: 10-4 COACH: TED MARCHIBRODA
FIRST – AFC EASTERN DIVISION
HOME: 5-2 AWAY: 5-2
DIV: 6-2 CONF: 8-3 NCONF: 2-1

DATE	RESULTS	OPPONENT	ATTENDANCE
9/21	W 35-7	@ Chicago	51,678
9/28	L 20-31	OAKLAND	41,023
10/5	L 13-24	@ Los Angeles Rams	62,491
10/12	L 31-38	BUFFALO	45,791
10/19	L 10-21	@ New England	51,417
10/26	W 45-28	@ New York Jets	55,137
11/2	W 21-7	CLEVELAND	37,285
11/9	W 42-35	@ Buffalo	77,320
11/16	W 52-19	NEW YORK JETS	54,006
11/23	W 33-17	@ Miami	61,986
11/30	W 28-14	KANSAS CITY	44,151
12/7	W 21-0	@ New York Giants	49,863
12/14	W 10-7 OT	MIAMI	60,548
12/21	W 34-21	NEW ENGLAND	50,801
12/27	**L 10-28**	**@ Pittsburgh**	**59,053**

TEAM STATISTICS	COLTS	OPP
TOTAL FIRST DOWNS	266	242
Rushing	131	101
Passing	114	124
Penalty	21	17
3rd Down M/A/Pct	105/217/48.4	84/199/42.2
TOTAL NET YARDS	4498	4173
Avg. Per Game	321.3	298.1
Total Plays	928	905
Avg. Per Play	4.8	4.6
NET YARDS RUSHING	2217	1821
Avg. Per Game	158.4	130.1
Total Rushes	536	453
NET YARDS PASSING	2281	2352
Avg. Per Game	162.9	168.0
Tackled/Yards Lost	38/325	59/496
Gross Yards	2606	2848
Att./Completions	354/211	393/193
Completion Pct.	59.6	49.1
Had Intercepted	8	29
PUNTS/AVERAGE	86/39.6	83/38.6
PENALTIES/YARDS	80/760	79/700
FUMBLES/BALL LOST	18/10	29/12
TOUCHDOWNS	52	36
Rushing	28	17
Passing	19	17
Defense/Kicking	5/0	1/1

SCORE BY PERIODS	1	2	3	4	OT	TOTAL
COLTS	**96**	**130**	**72**	**94**	**3**	**395**
OPPONENTS	**34**	**97**	**52**	**86**	**0**	**269**

SCORING	TDR	TDP	TDRT	PAT	FG	S	TP
Mitchell	11	4					90
Linhart				51-52	10-18		81
McCauley	10	1					66
Doughty		4					24
Olds	2	2					24
Chester		3					18
Jones	3						18
Carr		2					12
Johnson		2					12
Wallace			2				12
Cook			1				6
Domres	1						6
Leaks	1						6
Munsey			1				6
White			1				6
Kennedy		1					6
Laird						1	2
COLTS	**28**	**19**	**5**	**51-52**	**10-18**	**1**	**395**
OPPONENTS	**17**	**17**	**2**	**35-36**	**6-10**	**0**	**269**

FGS	1-19	20-29	30-39	40-49	50+	TOT.
Linhart	2-2	0-3	7-10	1-3	0-0	10-18
COLTS	**2-2**	**0-3**	**7-10**	**1-3**	**0-0**	**10-18**
OPP.	**0-0**	**3-3**	**1-2**	**2-3**	**0-2**	**6-10**

Linhart: () (26,**31**,**37**) () (39,**19**) (**34**) (**36**,46) (37) () (**36**) (**42**) (25) () (29,**31**) (**19**,44,37,**31**)
OPP.: () (**29**) (**27**) (**44**) (52) () () () (**45**,**36**) (52,**28**) () () (45,35) ()

RUSHING	NO.	YDS.	AVG.	LG	TD
Mitchell	289	1193	4.1	70	11
Jones	47	321	6.8	36	3
Olds	94	281	3.0	14	2
McCauley	60	196	3.3	18	10
Leaks	41	175	4.3	17	1
Domres	4	46	11.5	20	1
Doughty	1	5	5.0	5	0
COLTS	**536**	**2217**	**4.1**	**70**	**28**
OPPONENTS	**453**	**1821**	**4.0**	**66**	**17**

RECEIVING	NO.	YDS.	AVG.	LG	TD
Mitchell	60	544	9.1	35t	4
Doughty	39	666	17.1	63	4
Chester	38	457	12.0	32	3
Olds	30	194	6.5	28t	2
Carr	23	517	22.5	90t	2
McCauley	14	93	6.6	32	1
Johnson	4	115	28.8	68t	2
Kennedy	2	15	7.5	12	1
Leaks	1	5	5.0	5	0
COLTS	**211**	**2606**	**12.4**	**90t**	**19**
OPPONENTS	**193**	**2848**	**14.8**	**91**	**17**

INTERCEPTIONS	NO.	YDS.	AVG.	LG	TD
White	8	135	16.9	32	1
Wallace	4	126	31.5	42t	2
Mumphord	4	58	14.5	28	0
Laird	3	46	15.3	28	0
Munsey	3	36	12.0	30t	1
Oldham	2	23	11.5	13	0
Cheyunski	2	8	4.0	6	0
McLeod	1	50	50.0	50	0
Cook	1	8	8.0	8	0
Curtis	1	3	3.0	3	0
COLTS	**29**	**493**	**17.0**	**50**	**4**
OPPONENTS	**8**	**111**	**13.9**	**38**	**0**

PUNTING	NO.	YDS.	AVG.	LG	BLK.
Lee	86	3402	39.6	62	1
COLTS	**86**	**3402**	**39.6**	**62**	**1**
OPPONENTS	**83**	**3204**	**38.6**	**63**	**3**

PUNT RETURNS	NO.	FC	YDS.	AVG.	LG	TD
Stevens	36	8	396	11.0	53	0
Wallace	6	0	43	7.2	14	0
Johnson	0	4	0	0.0	0	0
Oldham	0	3	0	0.0	0	0
COLTS	**42**	**15**	**439**	**10.5**	**53**	**0**
OPPONENTS	**51**	**5**	**513**	**10.1**	**46**	**0**

KICKOFF RETURNS	NO.	YDS.	AVG.	LG	TD
Laird	31	799	25.8	65	0
Stevens	3	71	23.7	31	0
McCauley	4	86	21.5	29	0
Johnson	7	134	19.1	30	0
Kennedy	2	36	18.0	19	0
Pratt	4	64	16.0	22	0
Wallace	1	0	0.0	0	0
COLTS	**52**	**1190**	**22.9**	**65**	**0**
OPPONENTS	**70**	**1655**	**23.6**	**99t**	**1**

USUAL STARTERS
PRO BOWLERS IN BOLDFACE

	OFFENSE	DEFENSE	
WR	Roger Carr	LDE	Fred Cook
LT	David Taylor	LDT	Mike Barnes
LG	Robert Pratt	RDT	Joe Ehrmann
C	Ken Mendenhall	**RDE**	**John Dutton**
RG	Elmer Collett	LLB	Tom MacLeod
RT	**George Kunz**	MLB	Jim Cheyunski
TE	Raymond Chester	RLB	Stan White
WR	Glenn Doughty	LCB	Lloyd Mumphord
QB	Bert Jones	RCB	Nelson Munsey
RB	**Lydell Mitchell**	LS	Bruce Laird
RB	Bill Olds	RS	Jackie Wallace

PASSING	ATT.	COMP.	YDS.	PCT.	AVG./ATT.	TD	TD%	INT.	INT%	LG	SACKED	RATING
Jones	344	203	2483	59.0	7.22	18	5.2	8	2.3	90t	38/325	89.1
Domres	10	8	123	80.0	12.30	1	10.0	0	0.0	32t	0/0	151.3
COLTS	**354**	**211**	**2606**	**59.6**	**7.36**	**19**	**5.4**	**8**	**2.3**	**90t**	**38/325**	**90.9**
OPPONENTS	**393**	**193**	**2848**	**49.1**	**7.25**	**17**	**4.3**	**29**	**7.4**	**91t**	**59/496**	**56.9**

1976

RECORD: 11-3 COACH: TED MARCHIBRODA
FIRST – AFC EASTERN DIVISION
HOME: 6-1 AWAY: 5-2
DIV: 7-1 CONF: 11-1 NCONF: 0-2

DATE	RESULTS	OPPONENT	ATTENDANCE
9/12	W 27-13	@ New England	43,512
9/19	W 28-27	CINCINNATI	50,621
9/26	L 27-30	@ Dallas	64,237
10/3	W 42-17	TAMPA BAY	43,105
10/10	W 28-14	MIAMI	60,020
10/17	W 31-13	@ Buffalo	71,009
10/24	W 20-0	@ New York Jets	49,768
11/1	W 38-14	HOUSTON	60,020
11/7	W 37-21	@ San Diego	42,827
11/14	L 14-21	NEW ENGLAND	60,020
11/22	W 17-16	@ Miami	62,104
11/28	W 33-16	NEW YORK JETS	46,938
12/4	L 17-24	@ St. Louis	48,282
12/12	W 58-20	BUFFALO	53,729
12/19	**L 14-40**	**PITTSBURGH**	**60,020**

TEAM STATISTICS	COLTS	OPP
TOTAL FIRST DOWNS	301	229
Rushing	133	83
Passing	144	126
Penalty	24	20
3rd Down M/A/Pct	109/200/54.5	70/184/38.0
TOTAL NET YARDS	5236	4187
Avg. Per Game	374.0	299.1
Total Plays	956	866
Avg. Per Play	5.5	4.8
NET YARDS RUSHING	2303	1844
Avg. Per Game	164.5	131.7
Total Rushes	565	438
NET YARDS PASSING	2933	2343
Avg. Per Game	209.5	167.4
Tackled/Yards Lost	30/288	56/461
Gross Yards	3221	2804
Att./Completions	361/215	372/192
Completion Pct.	59.6	51.6
Had Intercepted	10	15
PUNTS/AVERAGE	59/39.7	79/36.9
NET PUNTING AVG.	34.8	31.1
PENALTIES/YARDS	92/786	89/770
FUMBLES/BALL LOST	25/18	32/21
TOUCHDOWNS	51	29
Rushing	26	11
Passing	24	16
Defense/Kicking	1/0	2/0

SCORE BY PERIODS	1	2	3	4	TOTAL
COLTS	**72**	**175**	**77**	**93**	**417**
OPPONENTS	**46**	**84**	**31**	**85**	**246**

SCORING	TDR	TDP	TDRT	PAT	FG	S	TP
Linhart				49-51	20-27		109
Carr		11					66
McCauley	9	2					66
Mitchell	5	3					48
Leaks	7						42
Doughty		5					30
Chester		3					18
Jones	2						12
Lee	1						6
Luce			1				6
Stevens	1						6
Troup	1						6
Fernandes						1	2
COLTS	**26**	**24**	**1**	**49-51**	**20-27**	**1**	**417**
OPPONENTS	**11**	**16**	**2**	**27-29**	**15-20**	**0**	**246**

FGS	1-19	20-29	30-39	40-49	50+	TOT.
Linhart	0-0	9-9	10-11	1-7	0-0	20-27
COLTS	**0-0**	**9-9**	**10-11**	**1-7**	**0-0**	**20-27**
OPP.	**1-1**	**6-6**	**5-6**	**2-6**	**1-1**	**15-20**

Linhart: (**28**,**32**) (45) (44,**30**,**24**) (**32**,**38**) () (**21**) (**24**,**35**) (45,**25**) (41,**39**) (40) (**27**) (**34**,**34**,44,**41**,**31**,38) (**22**) (**24**,**22**,**36**)

OPP.: (**31**,**27**,39) (**26**,**51**) (**37**,**18**,**32**) (**40**) () (**32**,**44**) () (44) (41) (48,44) (**20**) (**26**) (**22**) (**28**,**34**)

RUSHING	NO.	YDS.	AVG.	LG	TD
Mitchell	289	1200	4.2	43	5
Leaks	118	445	3.8	42	7
McCauley	69	227	3.3	16	9
Lee	41	220	5.4	69t	1
Jones	38	214	5.6	17	2
Troup	5	–1	–0.2	6t	1
Doughty	3	7	2.3	3	0
Stevens	1	3	3.0	3	1
Lee	1	–12	–12.0	–12	0
COLTS	**565**	**2303**	**4.1**	**69t**	**26**
OPPONENTS	**438**	**1844**	**4.2**	**54**	**11**

RECEIVING	NO.	YDS.	AVG.	LG	TD
Mitchell	60	555	9.3	40t	3
Carr	43	1112	25.9	79t	11
Doughty	40	628	15.7	41	5
McCauley	34	347	10.2	44	2
Chester	24	467	19.5	40	3
Leaks	8	43	5.4	10	0
Scott	3	35	11.7	18	0
Kennedy	1	32	32.0	32	0
Thompson	1	11	11.0	11	0
Lee	1	–9	–9.0	–9	0
COLTS	**215**	**3221**	**15.0**	**79t**	**24**
OPPONENTS	**192**	**2804**	**14.6**	**67t**	**16**

INTERCEPTIONS	NO.	YDS.	AVG.	LG	TD
Wallace	5	105	21.0	41	0
White	3	26	8.7	15	0
Oldham	2	40	20.0	33	0
Luce	2	7	3.5	7	0
Mumphord	1	22	22.0	22	0
Munsey	1	10	10.0	10	0
Cook	1	1	1.0	1	0
COLTS	**15**	**211**	**14.1**	**41**	**0**
OPPONENTS	**10**	**146**	**14.6**	**31t**	**1**

PUNTING	NO.	YDS.	AVG.	TB	IN20	LG	BLK.
Lee	59	2342	39.7	3	21	56	0
COLTS	**59**	**2342**	**39.7**	**3**	**21**	**56**	**0**
OPPONENTS	**79**	**2914**	**36.9**	**7**	**7**	**60**	**0**

PUNT RETURNS	NO.	FC	YDS.	AVG.	LG	TD
Stevens	39	9	315	7.9	44	0
Lee	1	0	0	0.0	0	0
Wallace	0	3	0	0.0	0	0
Oldham	0	1	0	0.0	0	0
COLTS	**40**	**13**	**315**	**7.9**	**44**	**0**
OPPONENTS	**33**	**5**	**231**	**7.0**	**49**	**0**

KICKOFF RETURNS	NO.	YDS.	AVG.	LG	TD
Stevens	30	710	23.7	83	0
Laird	7	143	20.4	25	0
Kennedy	4	64	16.0	23	0
Wallace	3	61	20.3	23	0
Lee	3	24	8.0	14	0
Pratt	1	21	21.0	21	0
Scott	1	20	20.0	20	0
McCauley	1	17	17.0	17	0
Novak	1	12	12.0	12	0
Huff	1	0	0.0	0	0
COLTS	**52**	**1072**	**20.6**	**83**	**0**
OPPONENTS	**77**	**1716**	**22.3**	**47**	**0**

USUAL STARTERS
PRO BOWLERS IN BOLDFACE

	OFFENSE		DEFENSE
WR	**Roger Carr**	LDE	Fred Cook
LT	David Taylor	LDT	Mike Barnes
LG	Robert Pratt	RDT	Joe Ehrmann
C	Ken Mendenhall	**RDE**	**John Dutton**
RG	Elmer Collett	LLB	Derrel Luce
RT	**George Kunz**	MLB	Jim Cheyunski
TE	Raymond Chester	RLB	Stan White
WR	Glenn Doughty	LCB	Lloyd Mumphord
QB	**Bert Jones**	RCB	Nelson Munsey,
RB	**Lydell Mitchell**		Ray Oldham
RB	Roosevelt Leaks	SS	Bruce Laird
		FS	Jackie Wallace
		K	**Toni Linhart**

PASSING	ATT.	COMP.	YDS.	PCT.	AVG./ATT.	TD	TD%	INT.	INT%	LG	SACKED	RATING
Jones	343	207	3104	60.4	9.05	24	7.0	9	2.6	79t	29/284	102.5
Troup	18	8	117	44.4	6.50	0	0.0	1	5.6	32t	1/4	43.1
COLTS	**361**	**215**	**3221**	**59.6**	**8.92**	**24**	**6.6**	**10**	**2.8**	**79t**	**30/288**	**99.5**
OPPONENTS	**372**	**192**	**2804**	**51.6**	**7.54**	**16**	**4.3**	**15**	**4.0**	**67t**	**56/461**	**74.0**

1977

RECORD: 10-4 COACH: TED MARCHIBRODA

FIRST – AFC EASTERN DIVISION

HOME: 6-1 AWAY: 4-3

DIV: 6-2 CONF: 9-3 NCONF: 1-1

DATE	RESULTS	OPPONENT	ATTENDANCE
9/18	W 29-14	@ Seattle	58,991
9/25	W 20-12	@ New York Jets	43,439
10/2	W 17-14	BUFFALO	49,247
10/9	W 45-28	MIAMI	57,829
10/16	W 17-6	@ Kansas City	63,076
10/23	L 3-17	@ New England	60,958
10/30	W 31-21	PITTSBURGH	60,763
11/7	W 10-3	WASHINGTON	60,763
11/13	W 31-13	@ Buffalo	39,444
11/20	W 33-12	NEW YORK JETS	52,014
11/27	L 13-27	@ Denver	74,939
12/5	L 6-17	@ Miami	68,977
12/11	L 10-13	DETROIT	45,124
12/18	W 30-24	NEW ENGLAND	60,763
12/24	**L31-37 2OT**	**OAKLAND**	**60,763**

TEAM STATISTICS	COLTS	OPP
TOTAL FIRST DOWNS	269	210
Rushing	111	78
Passing	136	116
Penalty	22	16
3rd Down M/A/Pct	104/221/47.1	72/190/37.9
TOTAL NET YARDS	4588	3988
Avg. Per Game	327.7	284.9
Total Plays	987	852
Avg. Per Play	4.6	4.7
NET YARDS RUSHING	2123	1798
Avg. Per Game	151.6	128.4
Total Rushes	566	423
NET YARDS PASSING	2465	2190
Avg. Per Game	176.1	156.4
Tackled/Yards Lost	26/221	47/359
Gross Yards	2686	2549
Att./Completions	395/224	382/181
Completion Pct.	56.7	47.4
Had Intercepted	12	30
PUNTS/AVERAGE	84/37.4	81/36.2
NET PUNTING AVG.	29.5	31.5
PENALTIES/YARDS	77/620	78/618
FUMBLES/BALL LOST	24/14	27/17
TOUCHDOWNS	35	27
Rushing	17	11
Passing	17	10
Defense/Kicking	1/0	3/3
TIME OF POSSESSION	31:53	28:07

SCORE BY PERIODS	1	2	3	4	TOTAL
COLTS	**66**	**85**	**85**	**59**	**295**
OPPONENTS	**41**	**74**	**33**	**73**	**221**

SCORING	TDR	TDP	TDRT	PAT	FG	S	TP
Linhart				32-35	17-26		83
McCauley	6	2					48
Mitchell	3	4					42
Doughty		4					24
Leaks	3	1					24
Chester		3					18
Lee	3						18
Jones	2						12
Scott		2					12
Carr		1					6
Pratt			1				6
Nettles						1	2
COLTS	**17**	**17**	**1**	**32-35**	**17-26**	**1**	**295**
OPPONENTS	**11**	**10**	**6**	**24-27**	**11-21**	**1**	**221**

FGS	1-19	20-29	30-39	40-49	50+	TOT.
Linhart	0-0	5-8	5-7	7-10	0-1	17-26
COLTS	**0-0**	**5-8**	**5-7**	**7-10**	**0-1**	**17-26**
OPP.	**1-2**	**6-8**	**2-3**	**2-7**	**0-1**	**11-21**

Linhart: (45,**38**,**42**) () (**45**,44) (**41**) (**44**) (**40**) (**24**,29) (**26**,29) (**22**,30) (**30**,**31**,52) (**40**,**43**) (**32**,**27**) (27,**31**) (38,**28**,45)

OPP.: (19) (**25**) () (44,35) (41) (**18**) () (**40**) (45,42,**26**,**45**) (**24**,52,**22**) () (**27**,29,44) (**25**,29,**37**) (**30**)

RUSHING	NO.	YDS.	AVG.	LG	TD
Mitchell	301	1159	3.9	64t	3
Lee	84	346	4.1	30	3
Leaks	59	237	4.0	39	3
McCauley	83	234	2.8	16	6
Jones	28	146	5.2	22	2
Doughty	2	11	5.5	16	0
Lee	2	2	1.0	0	0
Troup	7	8	1.1	7	0
COLTS	**566**	**2123**	**3.8**	**64t**	**17**
OPPONENTS	**423**	**1798**	**4.3**	**77t**	**11**

RECEIVING	NO.	YDS.	AVG.	LG	TD
Mitchell	71	620	8.7	38	4
McCauley	51	495	9.7	34t	2
Chester	31	556	17.9	78t	3
Doughty	28	435	15.5	57	4
Scott	18	267	14.8	33	2
Carr	11	199	18.1	45	1
Lee	10	60	6.0	15	0
Leaks	3	39	13.0	26t	1
Thompson, R.	1	15	15.0	15	0
COLTS	**224**	**2686**	**12.0**	**78t**	**17**
OPPONENTS	**181**	**2549**	**14.1**	**68**	**10**

INTERCEPTIONS	NO.	YDS.	AVG.	LG	TD
Blackwood	10	163	16.3	37	0
White	7	84	12.0	19	0
Laird	3	56	18.7	22	0
Thompson, N.	3	39	13.0	20	0
Munsey	3	25	8.3	14	0
MacLeod	2	37	18.5	33	0
Nettles	1	30	30.0	30	0
Simonini	1	0	0.0	0	0
COLTS	**30**	**434**	**14.5**	**37**	**0**
OPPONENTS	**12**	**298**	**24.8**	**73t**	**1**

PUNTING	NO.	YDS.	AVG.	TB	IN20	LG	BLK.
Lee	82	3142	38.3	9	19	59	2
COLTS	**84**	**3142**	**37.4**	**9**	**19**	**59**	**2**
OPPONENTS	**81**	**2933**	**36.2**	**3**	**7**	**73**	**0**

PUNT RETURNS	NO.	FC	YDS.	AVG.	LG	TD
Stevens	34	6	301	8.9	24	0
Blackwood	7	5	22	3.1	10	0
Oldham	1	3	0	0.0	0	0
COLTS	**42**	**14**	**323**	**7.7**	**24**	**0**
OPPONENTS	**44**	**5**	**481**	**10.9**	**73t**	**1**

KICKOFF RETURNS	NO.	YDS.	AVG.	LG	TD
Laird	24	541	22.5	35	0
Stevens	11	216	19.6	37	0
McCauley	5	67	13.4	20	0
Blackwood	1	24	24.0	24	0
Huff	1	15	15.0	15	0
Johnson	1	15	15.0	15	0
Griggs	1	12	12.0	12	0
Kennedy	1	9	9.0	9	0
Shiver	1	7	7.0	7	0
Griffin	1	6	6.0	6	0
Doughty	1	0	0.0	0	0
COLTS	**48**	**912**	**19.0**	**37**	**0**
OPPONENTS	**60**	**1514**	**25.2**	**101t**	**2**

USUAL STARTERS
PRO BOWLERS IN BOLDFACE

	OFFENSE		DEFENSE
WR	Freddie Scott	LDE	Fred Cook
LT	David Taylor	**LDT**	**Mike Barnes**
LG	Robert Pratt	RDT	Joe Ehrmann
C	Ken Mendenhall	**RDE**	**John Dutton**
RG	Ken Huff	LLB	Tom MacLeod
RT	**George Kunz**	MLB	Ed Simonini
TE	Raymond Chester	RLB	Stan White
WR	Glenn Doughty	LCB	Norm Thompson
QB	Bert Jones	RCB	Nelson Munsey
RB	**Lydell Mitchell**	SS	Bruce Laird
RB	Roosevelt Leaks	FS	Lyle Blackwood
		K	**Toni Linhart**

PASSING	ATT.	COMP.	YDS.	PCT.	AVG./ATT.	TD	TD%	INT.	INT%	LG	SACKED	RATING
Jones	393	224	2686	57.0	6.83	17	4.3	11	2.8	78t	26/221	80.8
Troup	2	0	0	0.0	0.00	0	0.0	1	50.0	0	0/0	0.0
COLTS	**395**	**224**	**2686**	**56.7**	**6.80**	**17**	**4.3**	**12**	**3.0**	**78t**	**26/221**	**79.4**
OPPONENTS	**382**	**181**	**2549**	**47.4**	**6.67**	**10**	**2.6**	**30**	**7.9**	**68t**	**47/359**	**45.4**

1978

RECORD: 5-11 COACH: TED MARCHIBRODA
FIFTH – AFC EASTERN DIVISION
HOME: 2-6 AWAY: 3-5
DIV: 1-7 CONF: 3-9 NCONF: 2-2

DATE	RESULTS	OPPONENT	ATTENDANCE
9/4	L 0-38	@ Dallas	65,053
9/10	L 0-42	MIAMI	47,730
9/18	W 34-27	@ New England	57,284
9/24	L 17-24	@ Buffalo	55,270
10/1	L 14-17	PHILADELPHIA	50,314
10/8	W 30-17	@ St. Louis	47,479
10/15	L 10-33	NEW YORK JETS	48,136
10/22	W 7-6	DENVER	58,857
10/29	L 8-26	@ Miami	53,524
11/6	W 21-17	WASHINGTON	60,762
11/12	W 17-14	@ Seattle	61,905
11/19	L 24-45	CLEVELAND	49,570
11/26	L 14-35	NEW ENGLAND	49,404
12/3	L 16-24	@ New York Jets	50,248
12/9	L 13-35	@ Pittsburgh	41,597
12/17	L 14-21	BUFFALO	40,420

TEAM STATISTICS	COLTS	OPP
TOTAL FIRST DOWNS	249	291
Rushing	95	153
Passing	124	119
Penalty	30	19
3rd Down M/A/Pct	74/203/36.5	119/241/49.4
TOTAL NET YARDS	4107	5911
Avg. Per Game	256.7	369.4
Total Plays	964	1049
Avg. Per Play	4.3	5.6
NET YARDS RUSHING	2044	3010
Avg. Per Game	127.8	188.1
Total Rushes	532	662
NET YARDS PASSING	2063	2901
Avg. Per Game	129.1	181.3
Tackled/Yards Lost	49/480	30/224
Gross Yards	2543	3125
Att./Completions	383/202	357/191
Completion Pct.	52.7	53.5
Had Intercepted	30	17
PUNTS/AVERAGE	94/37.4	80/35.7
NET PUNTING AVG.	30.6	31.6
PENALTIES/YARDS	90/771	114/1006
FUMBLES/BALL LOST	38/17	36/20
TOUCHDOWNS	31	54
Rushing	9	21
Passing	17	29
Defense/Kicking	4/1	3/1
TIME OF POSSESSION	28:32	31:28

SCORE BY PERIODS	1	2	3	4	TOTAL
COLTS	31	96	42	70	239
OPPONENTS	90	155	70	106	421

SCORING	TDR	TDP	TDRT	PAT	FG	S	TP
Linhart				27-31	8-17		51
Carr		6					36
McCauley	5						30
Leaks	2	2					24
Doughty		3					18
McCall		1	1				12
Washington		1	1				12
Alston		2					12
Blackwood			2				12
Lee	1	1					12
Troup	1						6
Luce			1				6
Siani		1					6
Burke						1	2
COLTS	**9**	**17**	**5**	**27-31**	**8-17**	**1**	**239**
OPPONENTS	**21**	**29**	**4**	**53-54**	**14-24**	**1**	**421**

FGS	1-19	20-29	30-39	40-49	50+	TOT.
Linhart	0-0	5-5	2-7	1-5	0-0	8-17
COLTS	**0-0**	**5-5**	**2-7**	**1-5**	**0-0**	**8-17**
OPP.	**1-2**	**7-8**	**3-5**	**3-7**	**0-2**	**14-24**

Linhart: (37) () () (**21**) (46) (43,**35**) (**27**) () ()
(44,38,30) (**22**,49) (**23**) (31) (**30**,**22**,**41**) () (36)

OPP.: (18,45,**48**) () () (41,**21**) (46,**26**) (**26**)
(**23**,52,**19**,**30**,**26**) (43,**33**,**26**,27) (**32**) (**44**)
(53) (**45**) (31) (32,**22**) () ()

RUSHING	NO.	YDS.	AVG.	LG	TD
Washington	240	956	4.0	29	0
Lee	81	374	4.6	24	1
Leaks	83	266	3.2	11	2
Hardeman	48	244	5.1	46	0
McCauley	44	107	2.4	10	5
Jones	9	38	4.2	14	0
Kirkland	8	35	4.4	18	0
Troup	18	25	1.4	10	1
Doughty	1	–1	–1.0	–1	0
COLTS	**532**	**2044**	**3.8**	**46**	**9**
OPPONENTS	**662**	**3010**	**4.5**	**63**	**21**

RECEIVING	NO.	YDS.	AVG.	LG	TD
Washington	45	377	8.4	33	1
McCauley	34	296	8.7	21	0
Carr	30	629	21.0	78t	6
Doughty	25	390	15.6	46	3
Alston	18	210	11.7	23t	2
Lee	13	109	8.4	24	1
McCall	11	160	14.5	34	1
Hardeman	10	88	8.8	19	0
Leaks	9	111	12.3	27	2
Siani	6	151	25.2	49	1
Johnson	1	22	22.0	22	0
COLTS	**202**	**2543**	**12.6**	**78t**	**17**
OPPONENTS	**191**	**3125**	**16.4**	**91t**	**29**

INTERCEPTIONS	NO.	YDS.	AVG.	LG	TD
Thompson	6	52	8.7	31	0
Blackwood	4	146	36.5	79t	2
Simonini	2	4	2.0	3	0
Mumphord	2	20	10.0	19	0
Luce	1	15	15.0	15	0
White	1	12	12.0	12	0
Nettles	1	0	0.0	0	0
COLTS	**17**	**249**	**14.6**	**79t**	**2**
OPPONENTS	**30**	**529**	**17.6**	**53t**	**3**

PUNTING	NO.	YDS.	AVG.	TB	IN20	LG	BLK.
Lee	92	3513	38.2	9	17	67	2
COLTS	**94**	**3513**	**37.4**	**9**	**17**	**67**	**2**
OPPONENTS	**80**	**2859**	**35.7**	**7**	**16**	**79**	**2**

PUNT RETURNS	NO.	FC	YDS.	AVG.	LG	TD
Johnson	25	10	143	5.7	17	0
Washington	7	6	37	5.3	17	0
Burke	1	0	0	0.0	0	0
McCall	1	0	37	37.0	37	0
Blackwood	1	2	2	2.0	2	0
COLTS	**35**	**18**	**219**	**6.3**	**37**	**0**
OPPONENTS	**53**	**10**	**460**	**8.7**	**37**	**0**

KICKOFF RETURNS	NO.	YDS.	AVG.	LG	TD
Johnson	41	927	22.6	57	0
Washington	19	499	26.3	90t	1
McCauley	7	150	21.4	31	0
Hardeman	3	36	12.0	15	0
Blackwood	1	18	18.0	18	0
Morrison	1	6	6.0	6	0
Burke	1	2	2.0	2	0
Van Duyne	1	0	0.0	0	0
O'Dell	0	10	0.0	10	0
COLTS	**74**	**1648**	**22.3**	**90t**	**1**
OPPONENTS	**52**	**1271**	**24.4**	**102t**	**1**

USUAL STARTERS

OFFENSE		DEFENSE	
WR	Roger Carr	LDE	Fred Cook
LT	Wade Griffin	LDT	Mike Barnes
LG	Robert Pratt	RDT	Joe Ehrmann
C	Ken Mendenhall	RDE	John Dutton
RG	Ken Huff	LLB	Tom MacLeod
RT	Bob Van Duyne	MLB	Ed Simonini
TE	Mack Alston	RLB	Stan White
WR	Glenn Doughty	LCB	Norm Thompson
QB	Bill Troup	RCB	Doug Nettles
RB	Joe Washington	SS	Bruce Laird
RB	Roosevelt Leaks	FS	Lyle Blackwood

PASSING	ATT.	COMP.	YDS.	PCT.	AVG./ATT.	TD	TD%	INT.	INT%	LG	SACKED	RATING
Troup	296	154	1882	52.0	6.36	10	3.4	21	7.1	67t	32/340	53.6
Kirkland	41	19	211	46.3	5.15	1	2.4	8	19.5	34t	11/78	30.7
Jones	42	27	370	64.3	8.81	4	9.5	1	2.4	78t	6/62	114.2
Washington	4	2	80	50.0	20.00	2	50.0	0	0.0	54t	0/0	135.4
COLTS	**383**	**202**	**2543**	**52.7**	**6.64**	**17**	**4.4**	**30**	**7.8**	**78t**	**49/480**	**55.9**
OPPONENTS	**357**	**191**	**3125**	**53.5**	**8.75**	**29**	**8.1**	**17**	**4.8**	**91t**	**30/224**	**90.4**

1979

RECORD: 5-11 COACH: TED MARCHIBRODA
FIFTH – AFC EASTERN DIVISION
HOME: 3-5 AWAY: 2-6
DIV: 3-5 CONF: 4-10 NCONF: 1-1

DATE		RESULTS	OPPONENT	ATTENDANCE
9/2	L	0-14	@ Kansas City	50,943
9/9	L	26-29 OT	TAMPA BAY	39,756
9/16	L	10-13	@ Cleveland	73,889
9/23	L	13-17	@ Pittsburgh	49,483
9/30	L	13-31	BUFFALO	37,927
10/7	W	10-8	NEW YORK JETS	37,789
10/14	L	16-28	HOUSTON	50,990
10/21	W	14-13	@ Buffalo	51,599
10/28	W	31-26	NEW ENGLAND	47,042
11/4	W	38-28	CINCINNATI	41,299
11/11	L	0-19	@ Miami	58,226
11/18	L	21-50	@ New England	61,297
11/25	L	24-28	MIAMI	45,862
12/2	L	17-30	@ New York Jets	60,372
12/9	L	7-10	KANSAS CITY	37,226
12/16	W	31-7	@ New York Giants	76,671

TEAM STATISTICS	COLTS	OPP
TOTAL FIRST DOWNS	291	265
Rushing	97	106
Passing	158	130
Penalty	36	29
3rd Down M/A/Pct	106/257/41.2	84/217/38.7
TOTAL NET YARDS	4846	5074
Avg. Per Game	302.9	317.1
Total Plays	1117	1009
Avg. Per Play	4.3	5.0
NET YARDS RUSHING	1674	2306
Avg. Per Game	104.6	144.1
Total Rushes	515	559
NET YARDS PASSING	3172	2768
Avg. Per Game	198.3	173.0
Tackled/Yards Lost	52/403	39/312
Gross Yards	3575	3080
Att./Completions	550/313	411/203
Completion Pct.	56.9	49.4
Had Intercepted	19	23
PUNTS/AVERAGE	101/36.2	95/40.0
NET PUNTING AVG.	32.3	33.5
PENALTIES/YARDS	137/1239	112/1014
FUMBLES/BALL LOST	36/21	25/16
TOUCHDOWNS	33	42
Rushing	12	15
Passing	18	23
Defense/Kicking	1/2	1/3
TIME OF POSSESSION	30:38	29:22

SCORE BY PERIODS	1	2	3	4	TOTAL
COLTS	**111**	**30**	**55**	**75**	**271**
OPPONENTS	**57**	**128**	**88**	**75**	**351**

SCORING	TDR	TDP	TDR	PAT	FG	S	TP
Mike-Mayer				28-29	11-20		61
Washington	4	3					42
McCauley	3	3					36
Hardeman	3	1					24
McCall		4					24
Braziel			2				12
Doughty		2					12
Linhart				3-4	3-8		12
Siani		2					12
Alston		1					6
DeRoo		1					6
Carr		1					6
Jones	1						6
Leaks	1						6
Glasgow			1				6
COLTS	**12**	**18**	**3**	**31-33**	**14-28**	**0**	**271**
OPPONENTS	**15**	**23**	**4**	**37-42**	**20-28**	**1**	**351**

FGS	1-19	20-29	30-39	40-49	50+	TOT.
Mike-Mayer	0-0	5-7	4-5	2-8	0-0	11-20
Linhart	0-1	2-3	1-3	0-1	0-0	3-8
COLTS	**0-1**	**7-10**	**5-8**	**2-9**	**0-0**	**14-28**
OPP.	**1-1**	**7-8**	**6-8**	**6-10**	**0-1**	**20-28**

Linhart: (37) (**24**,49,**38**) (**26**,32,18,28) () () () () () () () () () () ()

Mike-Mayer: () () () (**27**,**24**) (**20**,47,**33**) (**41**,45) (35,**34**) () (**37**,44) (**41**) (28) () (42,**32**) (**20**) (48,**29**) (29,46)

OPP.: () (**31**) (**37**,51,**28**) (**25**,41) (**41**) (**18**,**31**) () (44,**40**,**37**) (**42**,**39**) (38) (**32**,**22**) (**24**,**29**,**42**) () (34,**28**,**27**,**42**,23) (42,**43**) (40)

RUSHING	NO.	YDS.	AVG.	LG	TD
Washington	242	884	3.7	26	4
Hardeman	109	292	2.7	16	3
McCauley	59	168	2.8	13	3
Leaks	49	145	3.0	17	1
Landry	31	115	3.7	17	0
Garry	13	41	3.2	14	0
Jones	10	40	4.0	25	1
White	1	3	3.0	3	0
Dilts	1	–14	–14.0	–14	0
COLTS	**515**	**1674**	**3.3**	**26**	**12**
OPPONENTS	**559**	**2306**	**4.1**	**75**	**15**

RECEIVING	NO.	YDS.	AVG.	LG	TD
Washington	82	750	9.2	43	3
McCauley	55	575	10.5	35	3
McCall	37	536	14.5	36	4
Doughty	35	510	14.6	54	2
Carr	27	400	14.8	37	1
Hardeman	25	115	4.6	14	1
Siani	15	214	14.3	31	2
Leaks	14	119	8.5	15	0
Alston	10	114	11.4	26	1
Burke	6	151	25.2	59	0
DeRoo	4	82	20.5	67	1
Garry	3	9	3.0	12	0
COLTS	**313**	**3575**	**11.4**	**67**	**18**
OPPONENTS	**203**	**3080**	**15.2**	**74**	**23**

INTERCEPTIONS	NO.	YDS.	AVG.	LG	TD
Shiver	4	85	21.3	52	0
Blackwood	4	63	15.8	27	0
Braziel	4	49	12.3	31t	1
Laird	3	101	33.7	68	0
Thompson	2	38	19.0	26	0
Nettles	2	30	15.0	30	0
Harrison	2	6	3.0	6	0
White	1	11	11.0	11	0
Glasgow	1	–1	–1.0	–1	0
COLTS	**23**	**382**	**16.6**	**68**	**1**
OPPONENTS	**19**	**321**	**16.9**	**57**	**1**

PUNTING	NO.	YDS.	AVG.	TB	IN20	LG	BLK.
Dilts	99	3657	36.9	5	21	53	2
COLTS	**101**	**3657**	**36.2**	**5**	**21**	**53**	**2**
OPPONENTS	**95**	**3798**	**40.0**	**11**	**11**	**62**	**1**

PUNT RETURNS	NO.	FC	YDS.	AVG.	LG	TD
Glasgow	44	11	352	8.0	75t	1
Blackwood	4	–1	–1	–0.3	2	0
Thompson	1	0	40	40.0	40	0
COLTS	**49**	**12**	**391**	**8.0**	**75t**	**1**
OPPONENTS	**43**	**24**	**296**	**6.9**	**80t**	**1**

KICKOFF RETURNS	NO.	YDS.	AVG.	LG	TD
Glasgow	50	1126	22.5	58	0
Garry	8	135	16.9	24	0
Laird	3	34	11.3	16	0
Blackwood	3	41	13.7	19	0
McCauley	2	29	14.5	17	0
Hart	1	16	16.0	16	0
Van Duyne	1	12	12.0	12	0
Griffin	1	8	8.0	8	0
Washington	1	1	1.0	1	0
COLTS	**70**	**1402**	**20.0**	**58**	**0**
OPPONENTS	**57**	**1067**	**18.7**	**43**	**0**

USUAL STARTERS
PRO BOWLERS IN BOLDFACE

	OFFENSE		DEFENSE
WR	Roger Carr	LDE	Fred Cook
LT	Wade Griffin	LDT	Mike Barnes
LG	Robert Pratt	RDT	Herb Orvis
C	Ken Mendenhall	RDE	Ron Fernandes
RG	Ken Huff	LLB	Sanders Shiver
RT	Jeff Hart	MLB	Ed Simonini
TE	Reese McCall	RLB	Stan White
WR	Glenn Doughty	LCB	Doug Nettles
QB	Greg Landry	RCB	Larry Braziel
RB	**Joe Washington**	SS	Bruce Laird
RB	Don Hardeman	FS	Lyle Blackwood

PASSING	ATT.	COMP.	YDS.	PCT.	AVG./ATT.	TD	TD%	INT.	INT%	LG	SACKED	RATING
Landry	457	270	2932	59.1	6.42	15	3.3	15	3.3	67t	42/326	75.3
Jones	92	43	643	46.7	6.99	3	3.3	3	3.3	24t	10/77	67.4
Washington	1	0	0	0.0	0.00	0	0.0	1	100.0	0	0/0	0.0
COLTS	**550**	**313**	**3575**	**56.9**	**6.50**	**18**	**3.3**	**19**	**3.5**	**67t**	**52/403**	**73.1**
OPPONENTS	**411**	**203**	**3080**	**49.4**	**7.49**	**23**	**5.6**	**23**	**5.6**	**74t**	**39/312**	**69.8**

1980

RECORD: 7-9 COACH: MIKE MCCORMACK
FOURTH – AFC EASTERN DIVISION
HOME: 2-6 AWAY: 5-3
DIV: 5-3 CONF: 6-8 NCONF: 1-1

DATE		RESULTS	OPPONENT	ATTENDANCE
9/7	W	17-14	@ New York Jets	54,932
9/14	L	17-20	PITTSBURGH	57,340
9/21	L	16-21	@ Houston	50,815
9/28	W	35-21	NEW YORK JETS	35,533
10/5	W	30-17	@ Miami	55,212
10/12	W	17-12	@ Buffalo	74,853
10/19	L	21-37	NEW ENGLAND	55,346
10/26	L	10-17	ST. LOUIS	36,305
11/2	W	31-24	@ Kansas City	56,112
11/9	L	27-28	CLEVELAND	48,304
11/16	W	10-9	@ Detroit	80,638
11/23	L	21-47	@ New England	61,297
11/30	W	28-24	BUFFALO	39,880
12/7	L	33-34	@ Cincinnati	43,991
12/14	L	14-24	MIAMI	30,564
12/21	L	28-38	KANSAS CITY	29,936

TEAM STATISTICS	COLTS	OPP
TOTAL FIRST DOWNS	327	338
Rushing	128	140
Passing	174	164
Penalty	25	34
3rd Down M/A/Pct	106/223/47.5	100/213/46.9
TOTAL NET YARDS	5206	5546
Avg. Per Game	325.4	346.6
Total Plays	1056	1080
Avg. Per Play	4.9	5.1
NET YARDS RUSHING	2078	2210
Avg. Per Game	129.9	138.1
Total Rushes	527	574
NET YARDS PASSING	3128	3336
Avg. Per Game	195.5	208.5
Tackled/Yards Lost	36/281	30/240
Gross Yards	3409	3576
Att./Completions	493/272	476/260
Completion Pct.	55.2	54.6
Had Intercepted	24	17
PUNTS/AVERAGE	84/38.1	72/39.7
NET PUNTING AVG.	32.7	34.1
PENALTIES/YARDS	104/914	98/775
FUMBLES/BALL LOST	23/13	32/17
TOUCHDOWNS	46	47
Rushing	20	20
Passing	25	21
Defense/Kicking	1/0	4/2
TIME OF POSSESSION	28:29	31:31

SCORE BY PERIODS	1	2	3	4	TOTAL
COLTS	55	115	80	105	355
OPPONENTS	93	112	85	97	387

SCORING	TDR	TDP	TDRT	PAT	FG	S	TP
Mike-Mayer				43-46	12-23		79
Dickey	11	2					78
Carr		5					30
McCall		5					30
McCauley	1	4					30
Washington	1	3					24
Burke		3					18
Butler		2					12
Franklin	2						12
Jones	2						12
Sims	2						12
Landry	1						6
Siani		1					6
Shiver			1				6
COLTS	**20**	**25**	**1**	**43-46**	**12-23**	**0**	**355**
OPPONENTS	**20**	**21**	**6**	**45-47**	**20-30**	**0**	**387**

FGS	1-19	20-29	30-39	40-49	50+	TOT.
Mike-Mayer	0-0	5-6	3-8	4-7	0-2	12-23
COLTS	**0-0**	**5-6**	**3-8**	**4-7**	**0-2**	**12-23**
OPP.	**0-0**	**10-10**	**6-10**	**4-9**	**0-1**	**20-30**

Mike-Mayer: (50,**46**) (23,46,**20**) (**30**,**23**,**29**) () (**45**) (**21**,35,49) (35) (50,**35**) (**21**) (39) (**43**) (39) () (**41**,**37**) (43) (32)

OPP.: (32) (**25**,**29**) () () (55,**24**,48) (**49**,**20**) (**27**,**29**,**37**) (47,**30**) (**27**,47) () (38,**47**,**24**,**46**,44) (**22**,**35**) (35,**40**,47) (**32**,**21**) (**34**) (32,**39**)

RUSHING	NO.	YDS.	AVG.	LG	TD
Dickey	176	800	4.5	51t	11
Washington	144	502	3.5	17	1
Franklin	83	264	3.2	21	2
Sims	54	186	3.4	13	2
Jones	27	175	6.5	19	2
McCauley	35	133	3.8	12	1
Landry	7	26	3.7	14	1
Carr	1	–8	–8.0	–8	0
COLTS	**527**	**2078**	**3.9**	**51t**	**20**
OPPONENTS	**574**	**2210**	**3.9**	**27**	**20**

RECEIVING	NO.	YDS.	AVG.	LG	TD
Carr	61	924	15.1	43	5
Washington	51	494	9.7	33	3
Butler	34	574	16.9	42	2
McCauley	34	313	9.2	19	4
Dickey	25	204	8.2	32	2
McCall	18	322	17.9	47	5
Burke	14	185	13.2	19t	3
Franklin	14	112	8.0	16	0
Siani	9	174	19.3	38t	1
Sims	9	64	7.1	13	0
DeRoo	2	34	17.0	18	0
Garry	1	9	9.0	9	0
COLTS	**272**	**3409**	**12.5**	**47**	**25**
OPPONENTS	**260**	**3576**	**13.8**	**77**	**21**

INTERCEPTIONS	NO.	YDS.	AVG.	LG	TD
Laird	5	71	14.2	18	0
Glasgow	4	65	16.3	29	0
Braziel	2	87	43.5	60	0
Anderson	2	35	17.5	18	0
Shiver	1	34	34.0	34t	1
Woods	1	13	13.0	13	0
Ehrmann	1	5	5.0	5	0
Blackwood	1	0	0.0	0	0
COLTS	**17**	**310**	**18.2**	**60**	**1**
OPPONENTS	**24**	**378**	**15.8**	**44**	**1**

PUNTING	NO.	YDS.	AVG.	TB	IN20	LG	BLK.
Bragg	82	3203	39.1	5	22	59	2
COLTS	**84**	**3203**	**38.1**	**5**	**22**	**59**	**2**
OPPONENTS	**72**	**2860**	**39.7**	**11**	**12**	**66**	**0**

PUNT RETURNS	NO.	FC	YDS.	AVG.	LG	TD
Glasgow	23	15	187	8.1	20	0
Anderson	3	0	1	0.3	1	0
COLTS	**26**	**15**	**188**	**7.2**	**20**	**0**
OPPONENTS	**49**	**13**	**357**	**7.3**	**56**	**1**

KICKOFF RETURNS	NO.	YDS.	AVG.	LG	TD
Glasgow	33	743	22.5	44	0
Anderson	20	386	19.3	35	0
Dickey	4	86	21.5	28	0
Garry	3	55	18.3	24	0
Blackwood	2	41	20.5	25	0
McCauley	1	18	18.0	18	0
LaPointe	1	18	18.0	18	0
Hart	1	17	17.0	17	0
Sims	1	10	10.0	10	0
Foote	1	9	9.0	9	0
COLTS	**67**	**1383**	**20.6**	**44**	**0**
OPPONENTS	**54**	**1062**	**19.7**	**98t**	**1**

USUAL STARTERS

	OFFENSE		DEFENSE
WR	Roger Carr	LDE	Fred Cook
LT	Wade Griffin	LDT	Mike Barnes
LG	Robert Pratt	RDT	Herb Orvis
C	Ken Mendenhall	RDE	Mike Ozdowski
RG	Ken Huff	LLB	Sanders Shiver
RT	Jeff Hart	MLB	Ed Simonini
TE	Reese McCall	RLB	Mike Woods
WR	Ray Butler	LCB	Derrick Hatchett
QB	Bert Jones	RCB	Larry Braziel
RB	Joe Washington	SS	Bruce Laird
RB	Cleveland Franklin	FS	Nesby Glasgow

PASSING	ATT.	COMP.	YDS.	PCT.	AVG./ATT.	TD	TD%	INT.	INT%	LG	SACKED	RATING
Jones	446	248	3134	55.6	7.03	23	5.2	21	4.7	47	34/262	75.5
Landry	47	24	275	51.1	5.85	2	4.3	3	6.4	32	2/19	56.1
COLTS	**493**	**272**	**3409**	**55.2**	**6.91**	**25**	**5.1**	**24**	**4.9**	**47**	**36/281**	**73.5**
OPPONENTS	**476**	**260**	**3576**	**54.6**	**7.51**	**21**	**4.4**	**17**	**3.6**	**77**	**30/240**	**78.9**

1981

RECORD: 2-14 COACH: MIKE MCCORMACK
FOURTH – AFC EASTERN DIVISION
HOME: 1-7 AWAY: 1-7
DIV: 2-6 CONF: 2-10 NCONF: 0-4

DATE		RESULTS	OPPONENT	ATTENDANCE
9/6	W	29-28	@ New England	49,977
9/13	L	3-35	BUFFALO	45,772
9/20	L	10-28	@ Denver	74,804
9/27	L	28-31	MIAMI	42,452
10/4	L	17-23	@ Buffalo	77,811
10/11	L	19-41	CINCINNATI	35,881
10/18	L	14-43	SAN DIEGO	48,679
10/25	L	28-42	@ Cleveland	78,986
11/1	L	10-27	@ Miami	46,061
11/8	L	14-41	NEW YORK JETS	36,373
11/15	L	13-38	@ Philadelphia	72,200
11/22	L	24-35	ST. LOUIS	32,782
11/29	L	0-25	@ New York Jets	53,593
12/6	L	13-37	DALLAS	60,586
12/13	L	14-38	@ Washington	55,045
12/20	W	23-21	NEW ENGLAND	34,127

TEAM STATISTICS	COLTS	OPP
TOTAL FIRST DOWNS	274	406
Rushing	95	162
Passing	158	214
Penalty	21	30
3rd Down M/A/Pct	66/198/33.3	107/208/51.4
TOTAL NET YARDS	4908	6793
Avg. Per Game	306.8	424.6
Total Plays	957	1111
Avg. Per Play	5.1	6.1
NET YARDS RUSHING	1850	2665
Avg. Per Game	115.6	166.6
Total Rushes	441	607
NET YARDS PASSING	3058	4128
Avg. Per Game	191.1	258.0
Tackled/Yards Lost	37/321	13/100
Gross Yards	3379	4228
Att./Completions	479/265	491/301
Completion Pct.	55.3	61.3
Had Intercepted	23	16
PUNTS/AVERAGE	78/39.4	48/37.9
NET PUNTING AVG.	33.7	32.1
PENALTIES/YARDS	106/913	101/776
FUMBLES/BALL LOST	27/14	28/14
TOUCHDOWNS	33	68
Rushing	11	30
Passing	21	37
Defense/Kicking	1/0	1/0
TIME OF POSSESSION	26:28	33:32

SCORE BY PERIODS	1	2	3	4	TOTAL
COLTS	**63**	**52**	**75**	**69**	**259**
OPPONENTS	**121**	**186**	**105**	**121**	**533**

SCORING	TDR	TDP	TDRT	PAT	FG	S	TP
Dickey	7	3					60
Wood				29-33	10-18		59
Butler		9					54
McMillan	3	1					24
Carr		3					18
McCall		2					12
McCauley		2					12
Landry			1				6
Dixon		1					6
Franklin	1						6
Taylor						1	2
COLTS	**11**	**21**	**1**	**29-33**	**10-18**	**1**	**259**
OPPONENTS	**30**	**37**	**1**	**65-68**	**20-31**	**0**	**533**

FGS	1-19	20-29	30-39	40-49	50+	TOT.
Wood	2-2	2-3	3-5	3-7	0-1	10-18
COLTS	**2-2**	**2-3**	**3-5**	**3-7**	**0-1**	**10-18**
OPP.	**0-0**	**6-7**	**9-11**	**5-12**	**0-1**	**20-31**

Wood: (**48**,**19**,**35**) (**22**) (**21**) () (**32**) (**19**,51) () (46,28,30) (**44**) (44) () (43,**40**) () () (39) (**30**,46)

OPP.: (50,39) (49) (36) (**27**) (43,**34**,**44**,**45**) (**38**,**24**) (**30**) () (**41**,**32**) (**25**,**41**) (40,44,**32**) (40,42) (**37**,**22**,**27**,**27**,26,48) (**42**,**35**,**31**) (**32**) ()

RUSHING	NO.	YDS.	AVG.	LG	TD
Dickey	164	779	4.8	67t	7
McMillan	149	597	4.0	42	3
Dixon	73	285	3.9	41	0
Jones	20	85	4.3	17	0
Franklin	21	52	2.5	8	1
McCauley	10	37	3.7	8	0
Landry	1	11	11.0	11	0
Garrett	2	4	2.0	3	0
Anderson	1	0	0.0	0	0
COLTS	**441**	**1850**	**4.2**	**67t**	**11**
OPPONENTS	**607**	**2665**	**4.4**	**59t**	**30**

RECEIVING	NO.	YDS.	AVG.	LG	TD
McMillan	50	466	9.3	31	1
Butler	46	832	18.1	67t	9
Carr	38	584	15.4	43	3
Dickey	37	419	11.3	50	3
McCauley	36	347	9.6	31	2
McCall	21	314	15.0	65t	2
Dixon	17	169	9.9	41	1
Burke	10	153	15.3	24	0
Franklin	6	39	6.5	10	0
Sherwin	2	19	9.5	11	0
DeRoo	1	38	38.0	38	0
Huff	1	–1	–1.0	–1	0
COLTS	**265**	**3379**	**12.8**	**67t**	**21**
OPPONENTS	**301**	**4228**	**14.0**	**75**	**37**

INTERCEPTIONS	NO.	YDS.	AVG.	LG	TD
Braziel	3	35	11.7	27	0
Laird	3	59	19.7	24	0
Glasgow	2	35	17.5	31	0
Smith	2	11	5.5	8	0
Hatchett	2	8	4.0	8	0
Anderson	1	49	49.0	49	0
Krauss	1	10	10.0	10	0
Green	1	3	3.0	3	0
Pickney	1	0	0.0	0	0
COLTS	**16**	**210**	**13.1**	**49**	**0**
OPPONENTS	**23**	**281**	**12.2**	**44**	**1**

PUNTING	NO.	YDS.	AVG.	TB	IN20	LG	BLK.
Garrett	78	3071	39.4	2	11	57	0
COLTS	**78**	**3071**	**39.4**	**2**	**11**	**57**	**0**
OPPONENTS	**48**	**1817**	**37.9**	**11**	**13**	**54**	**2**

PUNT RETURNS	NO.	FC	YDS.	AVG.	LG	TD
Shula	10	7	50	5.0	11	0
Anderson	2	0	6	3.0	6	0
COLTS	**12**	**7**	**56**	**4.7**	**11**	**0**
OPPONENTS	**44**	**10**	**402**	**9.1**	**46**	**0**

KICKOFF RETURNS	NO.	YDS.	AVG.	LG	TD
Dixon	36	737	20.5	46	0
Williams	20	399	20.0	35	0
Anderson	20	393	19.7	30	0
Shula	5	65	13.0	16	0
Glasgow	1	35	35.0	35	0
Sims	1	22	22.0	22	0
Foote	1	0	0.0	0	0
COLTS	**84**	**1651**	**19.7**	**46**	**0**
OPPONENTS	**43**	**864**	**20.1**	**34**	**0**

USUAL STARTERS

	OFFENSE		DEFENSE
WR	Roger Carr	LDE	Donnell Thompson
LT	Wade Griffin	LDT	Herb Orvis
LG	Robert Pratt	RDT	Anthony Green
C	Ray Donaldson	RDE	Mike Ozdowski
RG	Ken Huff	LLB	Sanders Shiver
RT	Jeff Hart	MLB	Joe Federspiel
TE	Reese McCall	RLB	Barry Krauss
WR	Ray Butler	LCB	Derrick Hatchett
QB	Bert Jones	RCB	Larry Braziel
RB	Curtis Dickey	SS	Bruce Laird
RB	Randy McMillan	FS	Nesby Glasgow

PASSING	ATT.	COMP.	YDS.	PCT.	AVG./ATT.	TD	TD%	INT.	INT%	LG	SACKED	RATING
Jones	426	244	3094	57.3	7.26	21	4.9	20	4.7	67t	31/263	76.8
Landry	29	14	195	48.3	6.72	0	0.0	1	3.4	24t	5/50	56.7
Humm	24	7	90	29.2	3.75	0	0.0	2	8.3	20t	1/8	25.4
COLTS	**479**	**265**	**3379**	**55.3**	**7.05**	**21**	**4.4**	**23**	**4.8**	**67t**	**37/321**	**72.2**
OPPONENTS	**491**	**301**	**4228**	**61.3**	**8.61**	**37**	**7.5**	**16**	**3.3**	**75t**	**13/100**	**100.2**

1982

RECORD: 0-8-1 COACH: FRANK KUSH
14TH – AMERICAN FOOTBALL CONFERENCE
HOME: 0-3-1 AWAY: 0-5
DIV: 0-5 CONF: 0-7 NCONF: 0-1-1

DATE	RESULTS		OPPONENT	ATTENDANCE
9/12	L	13-24	NEW ENGLAND	39,055
9/19	L	20-24	@ Miami	51,999
9/26			NEW YORK JETS	Canceled
10/3			@ Detroit	Canceled
10/10			BUFFALO	Canceled
10/17			@ Cleveland	Canceled
10/24			MIAMI Postponed to 1/2/83	
10/31			TAMPA BAY	Canceled
11/7			@ New England	Canceled
11/14			OAKLAND	Canceled
11/21	L	0-37	@ New York Jets	46,970
11/28	L	0-20	@ Buffalo	33,985
12/5	L	17-20	CINCINNATI	23,598
12/12	L	10-13	@ Minnesota	53,981
12/19	T	20-20	GREEN BAY	25,920
12/26	L	26-44	@ San Diego	49,711
1/2	L	7-34	MIAMI	19,073

TEAM STATISTICS	COLTS	OPP
TOTAL FIRST DOWNS	152	197
Rushing	62	87
Passing	80	89
Penalty	10	21
3rd Down M/A/Pct	50/124/40.3	52/119/43.7
4th Down M/A/Pct	10/17/58.8	2/5/40.0
TOTAL NET YARDS	2483	3296
Avg. Per Game	275.9	366.2
Total Plays	596	605
Avg. Per Play	4.2	5.4
NET YARDS RUSHING	1044	1473
Avg. Per Game	116.0	163.7
Total Rushes	293	348
NET YARDS PASSING	1439	1823
Avg. Per Game	159.9	202.6
Tackled/Yards Lost	20/174	11/97
Gross Yards	1613	1920
Att./Completions	283/142	246/138
Completion Pct.	50.2	56.1
Had Intercepted	10	5
PUNTS/AVERAGE	46/44.4	41/39.9
NET PUNTING AVG.	34.3	35.5
PENALTIES/YARDS	52/433	59/466
FUMBLES/BALL LOST	24/11	11/5
TOUCHDOWNS	12	28
Rushing	4	10
Passing	6	18
Defense/Kicking	1/1	0/0
TIME OF POSSESSION	28:38	31:22

SCORE BY PERIODS	1	2	3	4	TOTAL
COLTS	13	40	23	37	113
OPPONENTS	54	77	68	37	236

SCORING	TDR	TDP	TDRT	PAT	FG	S	TP
Wood				6-6	6-10		24
Miller				5-5	4-8		17
Butler		2					12
Bouza		2					12
Krauss		1					6
Pagel	1						6
Beach		1					6
Burroughs			1				6
McMillan	1						6
Dickey	1						6
Sherwin			1				6
Dixon	1						6
COLTS	**4**	**6**	**2**	**11-11**	**10-18**	**0**	**113**
OPPONENTS	**10**	**18**	**0**	**26-28**	**14-19**	**0**	**236**

FGS	1-19	20-29	30-39	40-49	50+	TOT.
Wood	0-0	0-1	3-5	2-3	1-1	6-10
Miller	0-0	1-1	0-3	2-3	1-1	4-8
COLTS	**0-0**	**1-2**	**3-8**	**4-6**	**2-2**	**10-18**
OPP.	**1-1**	**5-5**	**2-3**	**6-9**	**0-1**	**14-19**

Wood: (**49**,37,**30**) (**51**, **48**) (32) () (**33**,40) (**39**,25) () () ()

Miller: () () () () () () (**23**,**40**,44) (**46**,**58**) (37,36,34)

OPP.: (**24**) (**29**) (**43**,**37**,**19**) (**47**,34,**41**) () (40,40,**23**,**40**) (**40**,**25**,47) (**45**,53) (**34**,**25**)

RUSHING	NO.	YDS.	AVG.	LG	TD
McMillan	101	305	3.0	13	1
Dixon	58	249	4.3	32	1
Dickey	66	232	3.5	25	1
Franklin	43	152	3.5	18	0
Pagel	19	82	4.3	32	1
Butler	3	10	3.3	10	0
Stark	1	8	8.0	8	0
Wright	1	3	3.0	3	0
Schlichter	1	3	3.0	3	0
COLTS	**293**	**1044**	**3.6**	**32**	**4**
OPPONENTS	**348**	**1473**	**4.2**	**54**	**10**

RECEIVING	NO.	YDS.	AVG.	LG	TD
Bouza	22	287	13.0	34	2
Sherwin	21	280	13.3	33	0
Dickey	21	228	10.9	34	0
Dixon	20	185	9.3	24	0
Butler	17	268	15.8	53t	2
McMillan	15	90	6.0	17	0
Franklin	9	61	6.8	15	0
Henry	7	110	15.7	23	0
Beach	4	45	11.3	17	1
Smith	2	36	18.0	23	0
McCall	2	6	3.0	4	0
Wright	1	12	12.0	12	0
Krauss	1	5	5.0	5t	1
COLTS	**142**	**1613**	**11.4**	**53t**	**6**
OPPONENTS	**138**	**1920**	**13.9**	**55**	**18**

INTERCEPTIONS	NO.	YDS.	AVG.	LG	TD
Anderson, K.	2	25	12.5	25	0
Burroughs	1	94	94.0	94t	1
Bracelin	1	31	31.0	31	0
Hatchett	1	0	0.0	0	0
COLTS	**5**	**150**	**30.0**	**94t**	**1**
OPPONENTS	**10**	**129**	**12.9**	**26**	**0**

PUNTING	NO.	YDS.	AVG.	TB	IN20	LG	BLK.
Stark	46	2044	44.4	12	8	60	0
COLTS	**46**	**2044**	**44.4**	**12**	**8**	**60**	**0**
OPPONENTS	**41**	**1634**	**39.9**	**5**	**13**	**67**	**0**

PUNT RETURNS	NO.	FC	YDS.	AVG.	LG	TD
Anderson, L.	8	3	54	6.8	28	0
Glasgow	4	5	24	6.0	8	0
Bouza	2	5	0	0.0	0	0
COLTS	**14**	**13**	**78**	**5.6**	**28**	**0**
OPPONENTS	**26**	**4**	**226**	**8.7**	**29**	**0**

KICKOFF RETURNS	NO.	YDS.	AVG.	LG	TD
Anderson, L.	27	517	19.7	33	0
Dixon	11	197	17.9	27	0
Bouza	3	31	10.3	12	0
Franklin	1	8	8.0	8	0
COLTS	**42**	**753**	**17.9**	**33**	**0**
OPPONENTS	**25**	**538**	**21.5**	**30**	**0**

SACKS: Colts 11.0; Opponents 20.0; Wisniewski 2.5-18; Krauss 2-28; Bracelin 2-13; Thompson 1.5-11; Cooks 1-9; Delaney 1-9; Hunter 1-9

USUAL STARTERS

	OFFENSE		DEFENSE
WR	Matt Bouza	LDE	Donnell Thompson
LT	John Sinnot	NT	Leo Wisniewski
LG	Terry Crouch	RDE	Fletcher Jenkins
C	Ray Donaldson	LOLB	Sanders Shiver
RG	Ken Huff	LILB	Johnie Cooks
RT	Jeff Hart	RILB	Barry Krauss
TE	Tim Sherwin	ROLB	Greg Bracelin
WR	Ray Butler	LCB	James Burroughs
QB	Mike Pagel	RCB	Derrick Hatchett
RB	Curtis Dickey	SS	Larry Anderson
RB	Randy McMillan	FS	Nesby Glasgow

PASSING	ATT.	COMP.	YDS.	PCT.	AVG./ATT.	TD	TD%	INT.	INT%	LG	SACKED	RATING
Pagel	221	111	1281	50.2	5.80	5	2.3	7	3.2	53t	16/129	62.4
Schlichter	37	17	197	45.9	5.32	0	0.0	2	5.4	24t	3/35	40.0
Humm	23	13	130	56.5	5.65	0	0.0	1	4.3	18t	1/10	55.0
Wood	1	1	5	100.0	5.00	1	100.0	0	0.0	5t	0/0	127.1
Stark	1	0	0	0.0	0.00	0	0.0	0	0.0	0	0/0	39.6
COLTS	**283**	**142**	**1613**	**50.2**	**5.70**	**6**	**2.1**	**10**	**3.5**	**53t**	**20/174**	**60.0**
OPPONENTS	**246**	**138**	**1920**	**56.1**	**7.80**	**18**	**7.3**	**5**	**2.0**	**55t**	**11/97**	**97.3**

1983

RECORD: 7-9 COACH: FRANK KUSH
FOURTH – AFC EASTERN DIVISION
HOME: 3-5 AWAY: 4-4
DIV: 3-5 CONF: 5-9 NCONF: 2-0

DATE		RESULTS	OPPONENT	ATTENDANCE
9/4	W	29-23 OT	@ New England	45,526
9/11	L	10-17	DENVER	52,613
9/18	L	23-28	@ Buffalo	40,937
9/25	W	22-19 OT	CHICAGO	35,708
10/2	W	34-31	@ Cincinnati	48,104
10/9	W	12-7	NEW ENGLAND	37,013
10/16	L	7-30	BUFFALO	39,765
10/23	L	7-21	MIAMI	45,768
10/30	W	22-21	@ Philadelphia	59,150
11/6	W	17-14	@ New York Jets	53,323
11/13	L	13-24	PITTSBURGH	61,479
11/20	L	0-37	@ Miami	54,482
11/27	L	23-41	@ Cleveland	65,812
12/4	L	6-10	NEW YORK JETS	35,462
12/11	L	19-21	@ Denver	74,854
12/18	W	20-10	HOUSTON	27,934

TEAM STATISTICS	COLTS	OPP
TOTAL FIRST DOWNS	272	321
Rushing	146	123
Passing	110	166
Penalty	16	32
3rd Dwn. M/A/Pct.	77/226/34.1	83/203/40.9
4th Dwn. M/A/Pct.	4/9/44.4	5/10/50.0
TOTAL NET YARDS	5018	5640
Avg. Per Game	313.6	352.5
Total Plays	1025	1045
Avg. Per Play	4.9	5.4
NET YARDS RUSHING	2695	2118
Avg. Per Game	168.4	132.4
Total Rushes	601	516
NET YARDS PASSING	2323	3522
Avg. Per Game	145.2	220.1
Tackled/Yards Lost	47/340	41/310
Gross Yards	2663	3832
Att./Completions	377/188	488/281
Completion Pct.	49.9	57.6
Had Intercepted	22	20
PUNTS/AVERAGE	91/45.3	80/41.6
NET PUNTING AVG.	36.3	37.2
PENALTIES/YARDS	120/986	79/687
FUMBLES/BALL LOST	32/11	29/16
TOUCHDOWNS	25	45
Rushing	10	13
Passing	12	31
Defense/Kicking	2/1	0/1
TIME OF POSSESSION	29:37	30:23

SCORE BY PERIODS	1	2	3	4	OT	TOTAL
COLTS	**44**	**86**	**57**	**68**	**9**	**264**
OPPONENTS	**62**	**136**	**52**	**102**	**0**	**354**

SCORING	TDR	TDP	TDRT	PAT	FG	S	TP
Allegre				22-24	30-35		112
Dickey	4	3					42
McMillan	5	1					36
Henry		4					24
Butler		3					18
Anderson, L.			1				6
Cooks			1				6
Moore	1						6
Anderson, K.			1				6
Beach		1					6
Thompson						1	2
COLTS	**10**	**12**	**3**	**22-24**	**30-35**	**1**	**264**
OPPONENTS	**13**	**31**	**1**	**42-45**	**14-23**	**0**	**354**

FGS	1-19	20-29	30-39	40-49	50+	TOT.
Allegre	1-1	4-5	11-12	10-12	4-5	30-35
COLTS	**1-1**	**4-5**	**11-12**	**10-12**	**4-5**	**30-35**
OPP.	**1-1**	**4-5**	**4-6**	**5-8**	**0-3**	**14-23**

Allegre: (**25**,**52**,**33**) (**32**) (**28**,**49**,**45**) (**37**,**47**,45,**33**) (**19**,**53**) (**52**) (36) () (**38**,**39**,**37**,**42**,27,**30**) (**42**) (**46**,46,**37**) () (**31**) (**26**,**41**) (**42**,**55**,**41**,**26**,64) (**48**,**37**)

OPP.: (36,33,**39**) (**42**) (50) (**45**,49,**21**) (**19**) (41) 50,**23**,**40**,**30**) () (62) (49) (**42**,28) (**42**) (**26**,**27**) (**31**) () (**34**)

RUSHING	NO.	YDS.	AVG.	LG	TD
Dickey	254	1122	4.4	56	4
McMillan	198	802	4.1	39t	5
Pagel	54	441	8.2	33	0
Moore	57	205	3.6	13	1
Williams	28	77	2.8	13	0
Reed	2	27	13.5	18	0
Dixon	5	14	2.8	7	0
Stark	1	8	8.0	8	0
Herrmann	1	0	0.0	0	0
Krauss	1	–1	–1.0	–1	0
COLTS	**601**	**2695**	**4.5**	**56**	**10**
OPPONENTS	**516**	**2118**	**4.1**	**77**	**13**

RECEIVING	NO.	YDS.	AVG.	LG	TD
Henry	30	416	13.9	40t	4
Porter, T.	28	384	13.7	38	0
Bouza	25	385	15.4	26	0
Sherwin	25	358	14.3	30	0
Dickey	24	483	20.1	72t	3
McMillan	24	195	8.1	25	1
Butler	10	207	20.7	60	3
Oatis	6	93	15.5	25	0
Moore	6	38	6.3	16	0
Beach	5	56	11.2	16	1
Williams	4	46	11.5	19	0
Dixon	1	2	2.0	2	0
COLTS	**188**	**2663**	**14.2**	**72t**	**12**
OPPONENTS	**281**	**3832**	**13.6**	**85t**	**31**

INTERCEPTIONS	NO.	YDS.	AVG.	LG	TD
Hatchett	4	36	9.0	25	0
Glasgow	3	35	11.7	18	0
Anderson, K.	2	81	40.5	71t	1
Bracelin	2	19	9.5	19	0
Delaney	2	16	8.0	11	0
Burroughs	2	8	4.0	8	0
Randle	1	41	41.0	41	0
Williams, K.	1	32	32.0	32	0
Maxwell	1	31	31.0	31	0
Cooks	1	15	15.0	15	0
Anderson, L.	1	0	0.0	0	0
COLTS	**20**	**314**	**15.7**	**71t**	**1**
OPPONENTS	**22**	**117**	**5.3**	**34**	**0**

PUNTING	NO.	YDS.	AVG.	TB	IN20	LG	BLK.
Stark	91	4124	45.3	9	20	68	0
COLTS	**91**	**4124**	**45.3**	**9**	**20**	**68**	**0**
OPPONENTS	**80**	**3329**	**41.6**	**3**	**27**	**64**	**0**

PUNT RETURNS	NO.	FC	YDS.	AVG.	LG	TD
Anderson, L.	20	4	138	6.9	20	0
Porter, R.	14	5	104	7.4	56	0
Williams, K.	9	4	43	4.8	13	0
Glasgow	1	1	9	9.0	9	0
COLTS	**44**	**14**	**294**	**6.7**	**50**	**0**
OPPONENTS	**55**	**7**	**642**	**11.7**	**60t**	**1**

KICKOFF RETURNS	NO.	YDS.	AVG.	LG	TD
Williams, K.	20	494	24.7	90	0
Porter, R.	18	336	18.7	28	0
Anderson, L.	18	309	17.2	26	0
Dixon	2	23	11.5	14	0
Moore	2	40	20.0	23	0
Bouza	1	4	4.0	4	0
Beach	1	0	0.0	0	0
COLTS	**62**	**1198**	**19.3**	**90**	**0**
OPPONENTS	**61**	**1138**	**18.7**	**38**	**0**

SACKS: Colts 41.0; Opponents 47.0; Maxwell 11-90; Bracelin 5.5-50.5; Wisniewski 5-41; Cooks 5-33; Thompson 4-27; Ballard 2-7; Waechter 1.5-13.5; Parker 1.5-13; Odom 1-11; Krauss 1-9; Glasgow 1-6; K. Williams 1-3; Shiver 1-2; K. Anderson .5-4

USUAL STARTERS
PRO BOWLERS IN BOLDFACE

	OFFENSE		DEFENSE
WR	Matt Bouza, Tracy Porter	LDE	Donnell Thompson
		NT	Leo Wisniewski
LT	Karl Baldischwiler	RDE	Steve Parker
LG	**Chris Hinton**	LOLB	Greg Bracelin
C	Ray Donaldson	LILB	Johnie Cooks
RG	Steve Wright	RILB	Barry Krauss
RT	Jeff Hart	ROLB	Vernon Maxwell
TE	Tim Sherwin	LCB	James Burroughs
WR	Ray Butler, Bernard Henry	RCB	Derrick Hatchett, Tate Randle
QB	Mike Pagel	SS	Larry Anderson
RB	Curtis Dickey	FS	Nesby Glasgow
RB	Randy McMillan		

PASSING	ATT.	COMP.	YDS.	PCT.	AVG./ATT.	TD	TD%	INT.	INT%	LG	SACKED	RATING
Pagel	328	163	2353	49.7	7.17	12	3.7	17	5.2	72t	40/278	64.0
Herrmann	36	18	256	50.0	7.11	0	0.0	3	8.3	35t	7/62	38.8
Reed	10	6	34	60.0	3.40	0	0.0	1	10.0	16t	0/0	26.7
Taylor	2	1	20	50.0	10.00	0	0.0	1	0.0	20t	0/0	45.8
Stark	1	0	0	0.0	0.00	0	0.0	0	0.0	0	0/0	39.6
COLTS	**377**	**188**	**2663**	**49.9**	**7.06**	**12**	**3.2**	**22**	**5.8**	**72t**	**47/340**	**59.4**
OPPONENTS	**488**	**281**	**3832**	**57.6**	**7.85**	**31**	**6.4**	**20**	**4.0**	**85t**	**41/310**	**87.4**

1984

RECORD: 4-12 COACH: FRANK KUSH (15), HAL HUNTER (1)

FOURTH – AFC EASTERN DIVISION

HOME: 2-6 AWAY: 2-6

DIV: 2-6 CONF: 4-8 NCONF: 0-4

***Sellout**

DATE		RESULTS	OPPONENT	ATTENDANCE
9/2	L	14-23	NEW YORK JETS	*60,398
9/9	W	35-21	@ Houston	43,820
9/16	L	33-34	ST. LOUIS	*60,274
9/23	L	7-44	@ Miami	55,413
9/30	W	31-17	BUFFALO	*60,032
10/7	L	7-35	WASHINGTON	*60,012
10/14	L	7-16	@ Philadelphia	50,277
10/21	W	17-16	PITTSBURGH	*60,026
10/28	L	3-22	@ Dallas	58,724
11/4	L	10-38	SAN DIEGO	*60,143
11/11	W	9-5	@ New York Jets	51,066
11/18	L	17-50	NEW ENGLAND	*60,009
11/25	L	7-21	@ Los Angeles Raiders	40,289
12/2	L	15-21	@ Buffalo	20,693
12/9	L	17-35	MIAMI	*60,411
12/16	L	10-16	@ New England	22,383

TEAM STATISTICS	COLTS	OPP
TOTAL FIRST DOWNS	254	343
Rushing	114	124
Passing	117	194
Penalty	23	25
3rd Dwn. M/A/Pct.	65/214/29.9	97/229/42.4
4th Dwn. M/A/Pct.	15/24/62.5	8/17/47.0
TOTAL NET YARDS	4132	5577
Avg. Per Game	258.3	348.6
Total Plays	979	1116
Avg. Per Play	4.2	5.0
NET YARDS RUSHING	2025	2007
Avg. Per Game	126.6	125.4
Total Rushes	510	559
NET YARDS PASSING	2107	3570
Avg. Per Game	131.7	223.1
Tackled/Yards Lost	58/436	42/320
Gross Yards	2543	3890
Att./Completions	411/206	515/298
Completion Pct.	50.1	57.9
Had Intercepted	22	18
PUNTS/AVERAGE	98/44.7	80/42.0
NET PUNTING AVG.	37.2	36.6
PENALTIES/YARDS	95/798	98/813
FUMBLES/BALL LOST	35/17	29/13
TOUCHDOWNS	28	50
Rushing	13	16
Passing	13	31
Defense/Kicking	1/1	3/0
TIME OF POSSESSION	27:24	32:36

SCORE BY PERIODS	1	2	3	4	TOTAL
COLTS	31	87	46	75	239
OPPONENTS	92	143	74	105	414

SCORING	TDR	TDP	TDRT	PAT	FG	S	TP
Allegre				14-14	11-18		47
Butler		6					36
McMillan	5						30
Biasucci				13-14	3- 5		22
Dickey	3						18
Henry		2					12
Middleton	1	1					12
Moore	2						12
Porter		2					12
Young		2					12
Kafentzis			1				6
Pagel	1						6
Schlichter	1						6
Smith			1				6
Humiston						1	2
COLTS	**13**	**13**	**2**	**27-28**	**14-23**	**1**	**239**
OPPONENTS	**16**	**31**	**3**	**47-50**	**21-23**	**0**	**414**

FGS	1-19	20-29	30-39	40-49	50+	TOT.
Allegre	0-0	4-4	1-2	3-6	3-6	11-18
Biasucci	0-0	1-1	0-0	1-1	1-3	3-5
COLTS	**0-0**	**5-5**	**1-2**	**4-7**	**4-9**	**14-23**
OPP.	**2-2**	**9-9**	**5-5**	**4-6**	**1-1**	**21-23**

Allegre: () () () () () () (52) (**41**) (**52**) (34,**54**) (**44**,47,**46**,**25**,45) (**35**,61) () (**28**,**21**) (**52**,54) (**25**,42)

Biasucci: () () (**21**,**50**) (55) (52,**43**) () () () () () () () () ()

OPP.: (43,**29**) () (**47**,**46**) (**27**,44) (**23**) () (**34**,**32**,**33**) (**53**,**25**,**43**) (**19**,**19**,**24**) (**23**) (**27**) (**28**,**40**) () () () (**21**,**34**,**36**)

RUSHING	NO.	YDS.	AVG.	LG	TD
McMillan	163	705	4.3	31t	5
Dickey	131	523	4.0	30	3
Middleton	92	275	3.0	20	1
Pagel	26	149	5.7	23	1
Schlichter	19	145	7.6	22	1
Moore	38	127	3.3	18	2
Wonsley	37	111	3.0	13	0
Stark	2	0	0.0	0	0
Smith	2	–10	–5.0	–3	0
COLTS	**510**	**2025**	**4.0**	**31t**	**13**
OPPONENTS	**559**	**2007**	**3.6**	**30**	**16**

RECEIVING	NO.	YDS.	AVG.	LG	TD
Butler	43	664	15.4	74	6
Porter	39	590	15.1	63	2
Bouza	22	270	12.3	22	0
McMillan	19	201	10.6	44	0
Middleton	15	112	7.5	16	1
Young	14	164	11.7	28	2
Dickey	14	135	9.6	33	0
Sherwin	11	169	15.4	26	0
Henry	11	139	12.6	19	2
Moore	9	52	5.8	12	0
Wonsley	9	47	5.2	17	0
COLTS	**206**	**2543**	**12.3**	**74t**	**13**
OPPONENTS	**298**	**3890**	**13.1**	**80t**	**31**

INTERCEPTIONS	NO.	YDS.	AVG.	LG	TD
Daniel	6	25	4.2	18	0
Randle	3	66	22.0	54	0
Krauss	3	20	6.7	18	0
Burroughs	3	9	3.0	6	0
Kafentzis	1	59	59.0	59t	1
Glasgow	1	8	8.0	8	0
Davis	1	3	3.0	3	0
COLTS	**18**	**190**	**10.6**	**59t**	**1**
OPPONENTS	**22**	**423**	**19.2**	**50**	**2**

PUNTING	NO.	YDS.	AVG.	TB	IN20	LG	BLK.
Stark	98	4383	44.7	7	21	72	0
COLTS	**98**	**4383**	**44.7**	**7**	**21**	**72**	**0**
OPPONENTS	**80**	**3363**	**42.0**	**8**	**29**	**66**	**0**

PUNT RETURNS	NO.	FC	YDS.	AVG.	LG	TD
Anderson	27	7	182	6.7	19	0
Glasgow	7	2	79	11.3	35	0
Bouza	3	3	17	5.7	11	0
Padjen	1	0	0	0.0	0	0
COLTS	**38**	**12**	**278**	**7.3**	**35**	**0**
OPPONENTS	**62**	**15**	**600**	**9.7**	**38**	**0**

KICKOFF RETURNS	NO.	YDS.	AVG.	LG	TD
Anderson	22	525	23.9	69	0
Smith	32	651	20.3	96t	1
Kafentzis	5	69	13.8	22	0
Wonsley	4	52	13.0	20	0
Moore	2	19	9.5	10	0
Middleton	1	11	11.0	11	0
Hathaway	1	2	2.0	2	0
Sherwin	1	2	2.0	2	0
Radachowsky	1	0	0.0	0	0
COLTS	**69**	**1331**	**19.3**	**96t**	**1**
OPPONENTS	**42**	**849**	**20.2**	**45**	**0**

SACKS: Colts 42.0; Opponents 58.0; Cooks 11.5-103; Maxwell 8.5-57; Wisniewski 7-45; Thompson 4-29; Odom 3-31; White 2-16; Bracelin 2-14; Winter 2-11; Krauss 1-8; Parker 1-6

USUAL STARTERS

	OFFENSE	DEFENSE
WR	Tracy Porter	LDE Donnell Thompson
LT	Chris Hinton, Steve Wright	NT Leo Wisniewski
		RDE Blaise Winter
LG	Ben Utt	LOLB Johnie Cooks
C	Ray Donaldson	LILB Cliff Odom
RG	Ron Solt	RILB Barry Krauss
RT	Jim Mills	ROLB Vernon Maxwell
TE	Dave Young	LCB Preston Davis
WR	Ray Butler	RCB Eugene Daniel
QB	Mike Pagel	SS Mark Kafentzis
RB	Curtis Dickey	FS Nesby Glasgow
RB	Randy McMillan	

PASSING	ATT.	COMP.	YDS.	PCT.	AVG./ATT.	TD	TD%	INT.	INT%	LG	SACKED	RATING
Pagel	212	114	1426	53.8	6.73	8	3.8	8	3.8	54t	28/201	71.8
Schlichter	140	62	702	44.3	5.01	3	2.1	7	5.0	54t	23/170	46.2
Herrmann	56	29	352	51.8	6.29	1	1.8	6	10.7	74t	7/65	37.8
Dickey	1	1	63	100.0	63.00	1	100.0	0	0.0	63t	0/0	158.3
Moore	1	0	0	0.0	0.00	0	0.0	0	0.0	0	0/0	39.6
Stark	1	0	0	0.0	0.00	0	0.0	1	100.0	0	0/0	0.0
COLTS	**411**	**206**	**2543**	**50.1**	**6.19**	**13**	**3.2**	**22**	**5.4**	**74t**	**58/436**	**57.9**
OPPONENTS	**515**	**298**	**3890**	**57.9**	**7.55**	**31**	**6.0**	**18**	**3.5**	**80t**	**42/320**	**87.3**

1985

RECORD: 5-11 COACH: ROD DOWHOWER
FOURTH – AFC EASTERN DIVISION
HOME: 4-4 AWAY: 1-7
DIV: 1-7 CONF: 2-10 NCONF: 3-1

*Sellout

DATE		RESULTS	OPPONENT	ATTENDANCE
9/8	L	3-45	@ Pittsburgh	57,249
9/15	L	13-30	@ Miami	53,693
9/22	W	14- 6	DETROIT	*60,042
9/29	L	20-25	@ New York Jets	61,987
10/6	W	49-17	BUFFALO	*60,003
10/13	L	10-15	DENVER	*60,128
10/20	L	9-21	@ Buffalo	28,430
10/27	W	37-10	GREEN BAY	*59,708
11/3	L	17-35	NEW YORK JETS	*59,683
11/10	L	15-34	@ New England	54,176
11/17	L	20-34	MIAMI	*59,666
11/24	L	7-20	@ Kansas City	21,762
12/1	L	31-38	NEW ENGLAND	*56,740
12/8	L	10-17	@ Chicago	59,997
12/15	W	31-23	@ Tampa Bay	25,577
12/22	W	34-16	HOUSTON	*55,818

TEAM STATISTICS	COLTS	OPP
TOTAL FIRST DOWNS	282	330
Rushing	131	124
Passing	130	192
Penalty	21	14
3rd Dwn. M/A/Pct.	81/215/37.7	103/229/45.0
4th Dwn. M/A/Pct.	12/17/70.6	10/14/71.4
TOTAL NET YARDS	5006	5599
Avg. Per Game	312.9	349.9
Total Plays	988	1079
Avg. Per Play	5.1	5.2
NET YARDS RUSHING	2439	2145
Avg. Per Game	152.4	134.1
Total Rushes	485	539
NET YARDS PASSING	2567	3454
Avg. Per Game	160.4	215.9
Tackled/Yards Lost	35/244	36/267
Gross Yards	2811	3721
Att./Completions	468/235	504/275
Completion Pct.	50.2	54.6
Had Intercepted	20	16
PUNTS/AVERAGE	80/44.8	72/41.4
NET PUNTING AVG.	34.2	33.0
PENALTIES/YARDS	87/678	90/699
FUMBLES/BALL LOST	27/14	32/17
TOUCHDOWNS	39	45
Rushing	22	20
Passing	15	24
Defense/Kicking	1/1	0/1
TIME OF POSSESSION	28:49	31:11

SCORE BY PERIODS	1	2	3	4	TOTAL
COLTS	65	98	52	105	320
OPPONENTS	81	145	64	96	386

SCORING	TDR	TDP	TDRT	PAT	FG	S	TP
Allegre				36-39	16-26		84
McMillan	7						42
Beach		6					36
Wonsley	6						36
Capers	1	4					30
Bentley	2						12
Bouza		2					12
Butler		2					12
Gill	2						12
Pagel	2						12
Kofler	1						6
Martin			1				6
6Middleton	1						6
Young			1				6
Williams		1					6
Randle						1	2
COLTS	**22**	**15**	**2**	**36-39**	**16-26**	**1**	**320**
OPPONENTS	**20**	**24**	**1**	**41-45**	**25-31**	**0**	**386**

FGS	1-19	20-29	30-39	40-49	50+	TOT.
Allegre	0-0	9-11	5-6	2-6	0-3	16-26
COLTS	**0-0**	**9-11**	**5-6**	**2-6**	**0-3**	**16-26**
OPP.	**1-1**	**6-8**	**8-8**	**10-12**	**0-2**	**25-31**

Allegre: (**39**) (35) (48,51) (**40,29**) () (53,**28**) (**41,27,38**) (**24,26**,47,**22**,44) (**23**) () (**28,30**) (46) (**25**) (25,**30**,55) (**33**,21) ()

OPP.: (**30**,51) (**22,25**,52,**40**) (**37,35**) (**22,35,48,45**) (**45**) (43,**32,30,18**,28) () (**29**) () (**41,30**) (**45,44**,26) (**29,42**) (**35**) (**20**) (**48**,48) (**45**)

RUSHING	NO.	YDS.	AVG.	LG	TD
McMillan	190	858	4.5	38	7
Wonsley	138	716	5.2	36	6
Bentley	54	288	5.3	26t	2
Gill	45	262	5.8	67	2
Pagel	25	160	6.4	29	2
Middleton	13	35	2.7	13	1
Dickey	9	34	3.8	11	0
Kofler	4	33	8.3	23	1
Martin	1	23	23.0	23	0
Capers	3	18	6.0	20t	1
Schlichter	2	13	6.5	9	0
Butler	1	–1	–1.0	–1	0
COLTS	**485**	**2439**	**5.0**	**67**	**22**
OPPONENTS	**539**	**2145**	**4.0**	**28**	**20**

RECEIVING	NO.	YDS.	AVG.	LG	TD
Beach	36	376	10.4	30	6
Wonsley	30	257	8.6	26	0
Bouza	27	381	14.1	40	2
Capers	25	438	17.5	80t	4
Boyer	25	274	11.0	33	0
McMillan	22	115	5.2	17	0
Butler	19	345	18.2	72t	2
Bentley	11	85	7.7	16	0
Martin	10	128	12.8	22	0
Williams	9	175	19.4	30	1
Sherwin	5	64	12.8	29	0
Middleton	5	54	10.8	34	0
Gill	5	52	10.4	20	0
Dickey	3	30	10.0	11	0
Henry	2	31	15.5	16	0
Pagel	1	6	6.0	6	0
COLTS	**235**	**2811**	**12.0**	**80t**	**15**
OPPONENTS	**275**	**3721**	**13.5**	**59**	**24**

INTERCEPTIONS	NO.	YDS.	AVG.	LG	TD
Daniel	8	53	6.6	29	0
Davis	2	14	7.0	7	0
Cooks	1	7	7.0	7	0
Anderson	1	1	1.0	1	0
Bickett	1	0	0.0	0	0
Krauss	1	0	0.0	0	0
Randle	1	0	0.0	0	0
Young	1	0	0.0	0	0
COLTS	**16**	**75**	**4.7**	**29**	**0**
OPPONENTS	**20**	**232**	**11.6**	**41**	**0**

PUNTING	NO.	YDS.	AVG.	TB	IN20	LG	BLK.
Stark	78	3584	45.9	14	12	68	2
COLTS	**80**	**3584**	**44.8**	**14**	**12**	**68**	**2**
OPPONENTS	**72**	**2982**	**41.4**	**8**	**19**	**64**	**1**

PUNT RETURNS	NO.	FC	YDS.	AVG.	LG	TD
Martin	40	7	443	11.1	70t	1
Daniel	1	1	6	6.0	6	0
Lowry	1	0	0	0.0	0	0
Young	0	1	0	0.0	0	0
COLTS	**42**	**9**	**449**	**10.7**	**70t**	**1**
OPPONENTS	**43**	**8**	**572**	**13.3**	**77t**	**1**

KICKOFF RETURNS	NO.	YDS.	AVG.	LG	TD
Bentley	27	674	25.0	48	0
Martin	32	638	19.9	36	0
Williams	3	44	14.7	21	0
Middleton	1	20	20.0	20	0
Young	2	15	7.5	17	0
Gill	1	6	6.0	6	0
Lee	1	6	6.0	6	0
COLTS	**67**	**1403**	**20.9**	**48**	**0**
OPPONENTS	**59**	**1189**	**20.2**	**47**	**0**

SACKS: Colts 36.0; Opponents 35.0; Bickett 6-44; Virkus 5-45; Cooks 5-36; Scott 5-32; Thompson 4-24; Smith 3-8; Glasgow 2-20; Odom 2-14; White 1-14; Lee 1-13; Krauss 1-12; Broughton 1-5

USUAL STARTERS
PRO BOWLERS IN BOLDFACE

	OFFENSE		DEFENSE
WR	Wayne Capers	LDE	Donnell Thompson
LT	**Chris Hinton**	NT	Brad White
LG	Ben Utt	RDE	Chris Scott
C	Ray Donaldson	LOLB	Johnie Cooks
RG	Ron Solt	LILB	Cliff Odom
RT	Karl Baldischwiler	RILB	Barry Krauss
TE	Pat Beach	ROLB	Duane Bickett
WR/TE	Ray Butler,	LCB	Preston Davis
	Mark Boyer	RCB	Eugene Daniel
QB	Mike Pagel	SS	Nesby Glasgow
RB	Randy McMillan,	FS	Anthony Young
RB	George Wonsley	P	Rohn Stark

PASSING	ATT.	COMP.	YDS.	PCT.	AVG./ATT.	TD	TD%	INT.	INT%	LG	SACKED	RATING
Pagel	393	199	2414	50.5	6.13	14	3.6	15	3.8	80t	25/180	66.0
Kofler	48	23	284	47.9	5.92	1	2.1	3	6.3	33t	8/58	47.5
Schlichter	25	12	107	48.0	4.28	0	0.0	2	8.0	16t	2/6	26.7
Bentley	1	1	6	100.0	6.00	0	0.0	0	0.0	6t	0/0	158.3
Stark	1	0	0	0.0	0.00	0	0.0	0	0.0	0	0/0	0.0
COLTS	**468**	**235**	**2811**	**50.2**	**6.00**	**15**	**3.2**	**20**	**4.3**	**80t**	**35/244**	**61.6**
OPPONENTS	**504**	**275**	**3721**	**54.6**	**7.38**	**24**	**4.8**	**16**	**3.2**	**59t**	**36/267**	**81.1**

1986

RECORD: 3-13 COACH: ROD DOWHOWER (13), RON MEYER (3)
FIFTH – AFC EASTERN DIVISION
HOME: 1-7 AWAY: 2-6
DIV: 1-7 CONF: 2-10 NCONF: 1-3

*Sellout

DATE		RESULTS	OPPONENT	ATTENDANCE
9/7	L	3-33	@ New England	55,208
9/14	L	10-30	@ Miami	51,848
9/21	L	7-24	LOS ANGELES RAMS	*59,012
9/28	L	7-26	NEW YORK JETS	56,075
10/5	L	14-35	@ San Francisco	57,252
10/12	L	14-17	NEW ORLEANS	53,512
10/19	L	13-24	@ Buffalo	50,050
10/26	L	13-17	MIAMI	*58,350
11/2	L	9-24	CLEVELAND	*57,962
11/9	L	21-30	NEW ENGLAND	*56,890
11/16	L	16-31	@ New York Jets	65,149
11/23	L	17-31	@ Houston	31,792
11/30	L	3-17	SAN DIEGO	47,950
12/7	W	28-23	@ Atlanta	30,397
12/14	W	24-14	BUFFALO	52,783
12/21	W	30-24	@ Los Angeles Raiders	41,349

TEAM STATISTICS	COLTS	OPP
TOTAL FIRST DOWNS	278	334
Rushing	77	123
Passing	173	185
Penalty	28	26
3rd Dwn. M/A/Pct.	78/225/34.7	86/206/41.7
4th Dwn. M/A/Pct.	10/29/34.5	1/5/20.0
TOTAL NET YARDS	4700	5701
Avg. Per Game	293.8	356.3
Total Plays	1046	1051
Avg. Per Play	4.5	5.4
NET YARDS RUSHING	1491	1962
Avg. Per Game	93.2	122.6
Total Rushes	407	517
NET YARDS PASSING	3209	3739
Avg. Per Game	200.6	233.7
Tackled/Yards Lost	53/406	24/194
Gross Yards	3615	3933
Att./Completions	586/300	510/306
Completion Pct.	51.2	60.0
Had Intercepted	24	16
PUNTS/AVERAGE	81/44.7	67/40.7
NET PUNTING AVG.	36.9	35.5
PENALTIES/YARDS	99/880	100/728
FUMBLES/BALL LOST	41/20	41/19
TOUCHDOWNS	27	47
Rushing	10	14
Passing	16	28
Defense/Kicking	0/1	4/1
TIME OF POSSESSION	29:12	30:48

SCORE BY PERIODS	1	2	3	4	TOTAL
COLTS	51	41	55	82	229
OPPONENTS	123	101	106	70	400

SCORING	TDR	TDPT	DRT	PAT	FG	S	TP
Biasucci				26-27	13-25		65
Brooks		8					48
Bouza		5					30
Bentley	3						18
McMillan	3						18
Hogeboom	1						6
Trudeau	1						6
Wonsley	1						6
Gill	1						6
Daniel			1				6
Boyer		1					6
Beach		1					6
Sherwin		1					6
Leiding						1	2
COLTS	**10**	**16**	**1**	**26-27**	**13-25**	**1**	**229**
OPPONENTS	**14**	**28**	**5**	**46-47**	**24-35**	**0**	**400**

FGS	1-19	20-29	30-39	40-49	50+	TOT.
Biasucci	0-0	4-4	2-5	5-8	2-8	13-25
COLTS	**0-0**	**4-4**	**2-5**	**5-8**	**2-8**	**13-25**
OPP.	**2-2**	**7-8**	**9-13**	**6-10**	**0-2**	**24-35**

Biasucci: (**25**,56) (**23**) (60) (48) () (49,54) (37,**46**,**44**) (**39**,**45**) (**40**) () (56,54) (**37**) (40,**27**) (52) (32,30,**52**) (**52**,**40**,**20**)

OPP.: (**38**,**39**,**49**,**25**) (**27**,45) (**46**) (**34**,**48**,**47**,**24**) () (30,**46**) (**37**,50,46) (**29**,37) (51,**38**) (**38**,**31**,**24**) (**32**) (**34**,32) (**19**,43,26) (**19**,**45**,**26**) (46) (**20**,32)

RUSHING	NO.	YDS.	AVG.	LG	TD
McMillan	189	609	3.2	28	3
Bentley	73	351	4.8	70t	3
Gill	53	228	4.3	18	1
Wonsley	60	214	3.6	46	1
Trudeau	13	21	1.6	8	1
Kiel	3	20	6.7	9	0
Hogeboom	10	20	2.0	6	1
Bouza	1	12	12.0	12	0
Capers	1	11	11.0	11	0
Brooks	4	5	1.3	12	0
COLTS	**407**	**1491**	**3.7**	**70t**	**10**
OPPONENTS	**517**	**1962**	**3.8**	**40**	**14**

RECEIVING	NO.	YDS.	AVG.	LG	TD
Bouza	71	830	11.7	33	5
Brooks	65	1131	17.4	84t	8
McMillan	34	289	8.5	45	0
Beach	25	265	10.6	26	1
Bentley	25	230	9.2	38	0
Boyer	22	237	10.8	38	1
Wonsley	16	175	10.9	60	0
Gill	16	137	8.6	15	0
Capers	9	118	13.1	27	0
LaFleur	7	56	8.0	11	0
Harbour	4	46	11.5	28	0
Sherwin	3	26	8.7	15	1
Murray	2	34	17.0	24	0
Martin	1	41	41.0	41	0
COLTS	**300**	**3615**	**12.1**	**84t**	**16**
OPPONENTS	**306**	**3933**	**12.9**	**72t**	**28**

INTERCEPTIONS	NO.	YDS.	AVG.	LG	TD
Coleman	4	36	9.0	31	0
Hicks	2	16	8.0	16	0
Bickett	2	10	5.0	10	0
Daniel, E.	2	6	3.0	3	0
Daniel, K.	2	5	2.5	5	0
Holt	1	80	80.0	80	0
Hand	1	8	8.0	8	0
Armstrong	1	4	4.0	4	0
Cooks	1	1	1.0	1	0
COLTS	**16**	**166**	**10.4**	**80**	**0**
OPPONENTS	**24**	**310**	**12.9**	**40**	**2**

PUNTING	NO.	YDS.	AVG.	TB	IN20	LG	BLK.
Stark	76	3432	45.2	5	23	63	0
Kiel	5	190	38.0	0	0	43	0
COLTS	**81**	**3622**	**44.7**	**5**	**23**	**63**	**0**
OPPONENTS	**67**	**2725**	**40.7**	**4**	**21**	**60**	**1**

PUNT RETURNS	NO.	FC	YDS.	AVG.	LG	TD
Brooks	18	7	141	7.8	18	0
Martin	17	5	109	6.4	25	0
Jackson	0	1	0	0.0	0	0
COLTS	**35**	**13**	**250**	**7.1**	**25**	**0**
OPPONENTS	**52**	**5**	**533**	**10.3**	**71t**	**1**

KICKOFF RETURNS	NO.	YDS.	AVG.	LG	TD
Bentley	32	687	21.5	37	0
Martin	21	385	18.3	27	0
Brooks	8	143	17.9	24	0
Daniel, K.	5	109	21.8	30	0
Gill	5	73	14.6	28	0
Wonsley	2	31	15.5	20	0
Williams	1	15	15.0	15	0
COLTS	**74**	**1443**	**19.5**	**37**	**0**
OPPONENTS	**43**	**827**	**19.2**	**41**	**0**

SACKS: Colts 24.0; Opponents 53.0; Bickett 6-58; Hand 5-32; Thompson 4-18.5; Armstrong 3-21; Ahrens 2-26; Cooks 1-13; Odom 1-10; Broughton 1-9; Kellar 1-6.5

USUAL STARTERS
PRO BOWLERS IN BOLDFACE

	OFFENSE		DEFENSE
WR	Bill Brooks	LDE	Donnell Thompson
LT	**Chris Hinton**	NT	Willie Broughton,
LG	Ben Utt		Scott Kellar
C	**Ray Donaldson**	RDE	Jon Hand
RG	Ron Solt	LOLB	Johnie Cooks
RT	Kevin Call	LILB	Cliff Odom
TE	Pat Beach	RILB	Dave Ahrens
WR	Matt Bouza	ROLB	Duane Bickett
QB	Jack Trudeau	LCB	Leonard Coleman
RB	Randy McMillan	RCB	Eugene Daniel
TE/RB	Mark Boyer,	SS	Nesby Glasgow
	George Wonsley	FS	Dwight Hicks,
			Tate Randle
		P	**Rohn Stark**

PASSING	ATT.	COMP.	YDS.	PCT.	AVG./ATT.	TD	TD%	INT.	INT%	LG	SACKED	RATING
Trudeau	417	204	2225	48.9	5.34	8	1.9	18	4.3	84t	29/213	53.6
Hogeboom	144	85	1154	59.0	8.01	6	4.2	6	4.2	60t	18/144	81.2
Kiel	25	11	236	44.0	9.44	2	8.0	0	0.0	50t	5/42	104.8
Bentley	0	0	0	0.0	0.0	0	0.0	0	0.0	0	1/7	0.0
COLTS	**586**	**300**	**3615**	**51.2**	**6.17**	**16**	**2.7**	**24**	**4.1**	**84t**	**53/406**	**62.5**
OPPONENTS	**510**	**306**	**3933**	**60.0**	**7.71**	**28**	**5.5**	**16**	**3.1**	**72t**	**24/194**	**89.6**

1987

RECORD: 9-6 COACH: RON MEYER
FIRST – AFC EASTERN DIVISION
HOME: 4-4 AWAY: 5-2
DIV: 5-3 CONF: 8-6 NCONF: 1-0

*Sellout

DATE		RESULTS	OPPONENT	ATTENDANCE
9/13	L	21-23	CINCINNATI	*59,387
9/20	L	10-23	MIAMI	57,524
9/27			@ St. Louis	Canceled
10/4	W	47-6	@ Buffalo	9,860
10/11	W	6-0	NEW YORK JETS	34,927
10/18	L	7-21	@ Pittsburgh	34,627
10/25	W	30-16	NEW ENGLAND	48,850
11/1	W	19-14	@ New York Jets	60,863
11/8	L	13-16	SAN DIEGO	60,459
11/15	W	40-21	@ Miami	65,433
11/22	L	0-24	@ New England	59,906
11/29	W	51-27	HOUSTON	54,999
12/6	W	9-7	@ Cleveland	70,661
12/13	L	3-27	BUFFALO	60,253
12/20	W	20-7	@ San Diego	46,211
12/27	W	24-6	TAMPA BAY	*60,468
1/9	**L**	**21-38**	**@ Cleveland**	**79,838**

TEAM STATISTICS	COLTS	OPP
TOTAL FIRST DOWNS	285	276
Rushing	122	97
Passing	138	161
Penalty	25	18
3rd Dwn. M/A/Pct.	70/201/34.8	85/218/39.0
4th Dwn. M/A/Pct.	7/16/43.8	5/13/38.5
TOTAL NET YARDS	4995	4550
Avg. Per Game	333.0	303.3
Total Plays	968	1003
Avg. Per Play	5.2	4.5
NET YARDS RUSHING	2143	1790
Avg. Per Game	142.9	119.3
Total Rushes	497	463
NET YARDS PASSING	2852	2760
Avg. Per Game	190.1	184.0
Tackled/Yards Lost	24/190	39/313
Gross Yards	3042	3073
Att./Completions	447/255	501/250
Completion Pct.	57.0	49.9
Had Intercepted	16	20
PUNTS/AVERAGE	78/37.7	82/37.2
NET PUNTING AVG.	30.8	31.0
PENALTIES/YARDS	90/742	85/689
FUMBLES/BALL LOST	36/18	43/25
TOUCHDOWNS	31	28
Rushing	14	6
Passing	16	19
Defense/Kicking	1/0	2/1
TIME OF POSSESSION	30:10	29:50

SCORE BY PERIODS	1	2	3	4	TOTAL
COLTS	**48**	**120**	**61**	**71**	**300**
OPPONENTS	**61**	**52**	**48**	**77**	**238**

SCORING	TDR	TDP	TDRT	PAT	FG	S	TP
Biasucci				24-24	24-27		96
Bentley	7	2					54
Dickerson	5						30
Bouza		4					24
Brooks		3					18
Murray		3					18
Jordan				7-7	3-5		16
Noble		2					12
Brown	1						6
Jones		1					6
Sherwin		1					6
Thompson			1				6
Wonsley	1						6
Leiding						1	2
COLTS	**14**	**16**	**1**	**31-31**	**27-32**	**1**	**300**
OPPONENTS	**6**	**19**	**3**	**25-28**	**15-27**	**0**	**238**

FGS	1-19	20-29	30-39	40-49	50+	TOT.
Biasucci	0-0	5-6	12-12	6-7	1-2	24-27
Jordan	0-0	1-1	2-2	0-2	0-0	3-5
COLTS	**0-0**	**6-7**	**14-14**	**6-9**	**1-2**	**27-32**
OPP.	**0-0**	**4-5**	**8-13**	**3-7**	**0-2**	**15-27**

Biasucci: () (**50**) () () () (**48**,**38**,**24**) (**36**,28,**45**,**38**,**33**) (**37**,**27**,53) (**22**,**32**,**25**,**23**) (46) (**36**,**45**,**49**) (**33**,**37**,**41**) (**30**) (**36**,**41**) (**30**)

Jordan: () () (**36**) (**35**,**25**,42,42) () () () () () () () () () ()

OPP.: (42,**20**) (**27**) () (46,33) (29) (**38**,**31**,**49**) () (**42**,**37**,**39**) () (37,**34**,37) (52,37,**28**,48,**44**) (38) (**39**,**25**) (52) (**38**,47,**37**)

RUSHING	NO.	YDS.	AVG.	LG	TD
Dickerson	223	1011	4.5	53	5
Bentley	142	631	4.4	17t	7
Banks	50	245	4.9	35	0
Brown	19	85	4.5	18	1
Wonsley	18	71	3.9	12	1
McLemore	17	58	3.4	9	0
Kiel	4	30	7.5	16	0
Trudeau	15	7	0.5	9	0
Hogeboom	3	3	1.0	2	0
Carver	2	3	1.5	3	0
Nugent	2	1	0.5	3	0
Brooks	2	–2	–1.0	1	0
COLTS	**497**	**2143**	**4.3**	**53**	**14**
OPPONENTS	**463**	**1790**	**3.9**	**51**	**6**

RECEIVING	NO.	YDS.	AVG.	LG	TD
Brooks	51	722	14.2	52t	3
Bouza	42	569	13.5	44t	4
Bentley	34	447	13.1	72t	2
Beach	28	239	8.5	16	0
Murray	20	339	17.0	43	3
Dickerson	13	133	10.2	28	0
Noble	10	78	7.8	18	2
Boyer	10	73	7.3	15	0
Sherwin	9	86	9.6	32	1
Banks	9	50	5.6	18	0
Bellini	5	69	13.8	19	0
Wonsley	5	48	9.6	16	0
Brandes	5	35	7.0	13	0
Kearse	3	56	18.7	21	0
Hawthorne	3	41	13.7	21	0
Jones	3	25	8.3	13	1
McLemore	2	9	2.5	5	0
Johnson	1	15	15.0	15	0
Bryant	1	12	12.0	12	0
Utt	1	–4	–4.0	–4	0
COLTS	**255**	**3042**	**11.9**	**72t**	**16**
OPPONENTS	**250**	**3073**	**12.3**	**61t**	**19**

INTERCEPTIONS	NO.	YDS.	AVG.	LG	TD
Prior	6	57	9.5	38	0
Tullis	3	0	0.0	0	0
Robinson	2	86	43.0	68	0
Daniel	2	34	17.0	34	0
Jones	2	26	13.0	23	0
Davis	1	7	7.0	7	0
Cooks	1	2	2.0	2	0
Curry	1	0	0.0	0	0
Glasgow	1	0	0.0	0	0
Perryman	1	0	0.0	0	0
COLTS	**20**	**212**	**10.6**	**68**	**0**
OPPONENTS	**16**	**181**	**11.3**	**45t**	**1**

PUNTING	NO.	YDS.	AVG.	TB	IN20	LG	BLK.
Stark	61	2440	40.0	7	12	63	2
Kiel	12	440	36.7	1	3	50	0
Colquitt	2	61	30.5	0	0	33	1
COLTS	**78**	**2941**	**37.7**	**8**	**15**	**63**	**3**
OPPONENTS	**82**	**3048**	**37.2**	**15**	**15**	**57**	**3**

PUNT RETURNS	NO.	FC	YDS.	AVG.	LG	TD
Brooks	22	9	136	6.2	17	0
Johnson	9	2	42	4.7	12	0
Tullis	4	1	27	6.8	10	0
Simmons	2	0	5	2.5	5	0
Ahrens	1	0	0	0.0	0	0
COLTS	**38**	**12**	**210**	**5.5**	**17**	**0**
OPPONENTS	**39**	**9**	**376**	**9.6**	**28**	**0**

KICKOFF RETURNS	NO.	YDS.	AVG.	LG	TD
Bentley	22	500	22.7	45	0
Daniel	10	225	22.5	29	0
Wright	10	187	18.7	27	0
Johnson	6	98	16.3	28	0
Prior	3	47	15.7	22	0
Noble	2	35	17.5	18	0
Wonsley	1	19	19.0	19	0
Perryman	1	4	4.0	4	0
COLTS	**55**	**1115**	**20.3**	**45**	**0**
OPPONENTS	**60**	**1068**	**17.8**	**40**	**0**

SACKS: Colts 39.0; Opponents 24.0; Bickett 8-62, Thompson 5-42; Cooks 5-40; Darby 3-24; Thorp 3-17; Krauss 2-18; Wright 1-16; Hand 1-14; Mattiace 1-13; Prior 1-11; Elko 1-10; Benjamin 1-9; Perryman 1-9; Glasgow 1-8; Chatman 1-7; Bulluck 1-6; Leiding 1-4; Grimsley 1-3; Sally 1-0

USUAL STARTERS
PRO BOWLERS IN BOLDFACE

	OFFENSE	DEFENSE
WR	Bill Brooks	LDE Donnell Thompson
LT	**Chris Hinton**	NT Jerome Sally
LG	Ben Utt	RDE Jon Hand
C	**Ray Donaldson**	LOLB Johnie Cooks
RG	**Ron Solt**	LILB Cliff Odom
RT	Kevin Call	RILB Barry Krauss
TE	Pat Beach	**ROLB Duane Bickett**
WR	Matt Bouza	LCB Willie Tullis
QB	Jack Trudeau, Gary Hogeboom	RCB Eugene Daniel SS Nesby Glasgow
RB	**Eric Dickerson**	FS Freddie Robinson, Mike Prior
TE/RB	Tim Sherwin, Albert Bentley	**K Dean Biasucci**

PASSING	ATT.	COMP.	YDS.	PCT.	AVG./ATT.	TD	TD%	INT.	INT%	LG	SACKED	RATING
Trudeau	229	128	1587	55.9	6.93	6	2.6	6	2.6	55t	13/100	75.4
Hogeboom	168	99	1145	58.9	6.82	9	5.4	5	3.0	72t	8/63	85.0
Kiel	33	17	195	51.5	5.91	1	3.0	3	9.1	21t	0/0	41.9
Salisbury	12	8	68	66.7	5.67	0	0.0	2	16.7	11t	2/18	41.7
Nugent	5	3	47	60.0	9.40	0	0.0	0	0.0	21t	1/9	91.3
COLTS	**447**	**255**	**3042**	**57.0**	**6.81**	**16**	**3.6**	**16**	**3.6**	**72t**	**24/190**	**75.0**
OPPONENTS	**501**	**250**	**3073**	**49.9**	**6.13**	**19**	**3.8**	**20**	**4.0**	**61t**	**39/313**	**65.2**

1988

RECORD: 9-7 COACH: RON MEYER
SECOND – AFC EASTERN DIVISION
HOME: 6-2 AWAY: 3-5
DIV: 5-3 CONF: 7-5 NCONF: 2-2

*Sellout

DATE		RESULTS	OPPONENT	ATTENDANCE
9/4	L	14-17 OT	HOUSTON	57,251
9/11	L	13-17	CHICAGO	*60,503
9/19	L	17-23	@ Cleveland	75,148
9/25	W	15-13	MIAMI	*59,638
10/2	L	17-21	@ New England	58,050
10/9	L	23-34	@ Buffalo	76,018
10/16	W	35-31	TAMPA BAY	53,135
10/23	W	16-0	@ San Diego	37,322
10/31	W	55-23	DENVER	*60,544
11/6	W	38-14	NEW YORK JETS	59,233
11/13	W	20-13	@ Green Bay	53,492
11/20	L	3-12	@ Minnesota	58,342
11/27	W	24-21	NEW ENGLAND	*58,157
12/4	W	31-28	@ Miami	45,236
12/10	L	16-34	@ New York Jets	46,284
12/18	W	17-14	BUFFALO	*59,908

TEAM STATISTICS	COLTS	OPP
TOTAL FIRST DOWNS	311	315
Rushing	153	109
Passing	130	184
Penalty	28	22
3rd Dwn. M/A/Pct.	64/186/34.4	88/204/43.1
4th Dwn. M/A/Pct.	11/20/55.0	9/16/56.3
TOTAL NET YARDS	4870	5296
Avg. Per Game	304.4	331.0
Total Plays	982	1016
Avg. Per Play	5.0	5.2
NET YARDS RUSHING	2249	1694
Avg. Per Game	140.6	105.9
Total Rushes	545	447
NET YARDS PASSING	2621	3602
Avg. Per Game	163.8	225.1
Tackled/Yards Lost	34/244	30/201
Gross Yards	2865	3803
Att./Completions	403/222	539/321
Completion Pct.	55.1	59.6
Had Intercepted	22	15
PUNTS/AVERAGE	64/43.5	68/39.4
NET PUNTING AVG.	34.5	33.6
PENALTIES/YARDS	89/657	118/965
FUMBLES/BALL LOST	20/8	32/20
TOUCHDOWNS	40	38
Rushing	23	14
Passing	15	21
Defense/Kicking	1/1	1/2
TIME OF POSSESSION	30:19	29:41

SCORE BY PERIODS	1	2	3	4	OT	TOTAL
COLTS	77	135	61	81	0	354
OPPONENTS	55	88	48	121	3	315

SCORING	TDR	TDP	TDRT	PAT	FG	S	TP
Biasucci				39-40	25-32		114
Dickerson	14	1					90
Verdin		4	1				30
Bouza		4					24
Bentley	2	1					18
Brooks		3					18
Chandler	3						18
Boyer		2					12
Turner	2						12
Daniel			1				6
Hogeboom	1						6
Wonsley	1						6
COLTS	**23**	**15**	**2**	**39-40**	**25-32**	**0**	**354**
OPPONENTS	**14**	**21**	**3**	**36-38**	**17-25**	**0**	**315**

FGS	1-19	20-29	30-39	40-49	50+	TOT.
Biasucci	0-0	8-8	5-6	6-10	6-8	25-32
COLTS	**0-0**	**8-8**	**5-6**	**6-10**	**6-8**	**25-32**
OPP.	**1-1**	**7-9**	**4-6**	**5-7**	**0-2**	**17-25**

Biasucci: (57) (**38**,**53**) (**30**) (**50**,**34**,**41**,**51**,51,**25**) (**20**) (**31**,49,**40**,**22**) () (**20**,**44**,**51**) (**31**,39,**27**) (48,**51**) (**20**,**25**) (44,**42**) (**28**) (**47**) (**45**) (**52**,48)

OPP.: (47,26,**35**) (**40**,37) (**21**,**29**,**40**) () (31) (52,**45**,**19**) (**39**) () (**27**) (51) (**22**,**20**) (**25**,**26**,**30**,**49**) (43,27) () (**35**,**46**) ()

RUSHING	NO.	YDS.	AVG.	LG	TD
Dickerson	388	1659	4.3	41t	14
Bentley	45	230	5.1	20	2
Chandler	46	139	3.0	29t	3
Verdin	8	77	9.6	44	0
Brooks	5	62	12.4	38	0
Wonsley	26	48	1.8	4	1
Turner	16	42	2.6	14	2
Hogeboom	11	–8	–0.7	6	1
COLTS	**545**	**2249**	**4.1**	**44**	**23**
OPPONENTS	**447**	**1694**	**3.8**	**29**	**14**

RECEIVING	NO.	YDS.	AVG.	LG	TD
Brooks	54	867	16.1	53t	3
Dickerson	36	377	10.5	50t	1
Boyer	27	256	9.5	24t	2
Bentley	26	252	9.7	21	1
Beach	26	235	9.0	23	0
Bouza	25	342	13.7	28	4
Verdin	20	437	21.9	54	4
Bellini	5	64	12.8	25	0
Baldinger	1	37	37.0	37	0
Hinton	1	1	1.0	1	0
Donaldson	1	–3	–3.0	–3	0
COLTS	**222**	**2865**	**12.9**	**58**	**15**
OPPONENTS	**321**	**3803**	**11.8**	**58**	**21**

INTERCEPTIONS	NO.	YDS.	AVG.	LG	TD
Tullis	4	36	9.0	20	0
Prior	3	46	15.3	23	0
Bickett	3	7	2.3	7	0
Goode	2	53	26.5	35	0
Daniel	2	44	22.0	41t	1
Krauss	1	3	3.0	3	0
COLTS	**15**	**189**	**12.6**	**41t**	**1**
OPPONENTS	**22**	**291**	**13.2**	**44t**	**1**

PUNTING	NO.	YDS.	AVG.	TB	IN20	LG	BLK.
Stark	64	2784	43.5	8	15	65	0
COLTS	**64**	**2784**	**43.5**	**8**	**15**	**65**	**0**
OPPONENTS	**68**	**2677**	**39.4**	**7**	**25**	**74**	**0**

PUNT RETURNS	NO.	FC	YDS.	AVG.	LG	TD
Verdin	22	7	239	10.9	73t	1
Brooks	3	0	15	5.0	8	0
Prior	1	5	0	0.0	0	0
COLTS	**26**	**12**	**254**	**9.8**	**73t**	**1**
OPPONENTS	**37**	**3**	**418**	**11.3**	**59t**	**1**

KICKOFF RETURNS	NO.	YDS.	AVG.	LG	TD
Bentley	39	775	19.9	40	0
Verdin	7	145	20.7	32	0
Banks	4	56	14.0	20	0
Beach	1	35	35.0	35	0
Wright	1	22	22.0	22	0
COLTS	**52**	**1033**	**19.9**	**40**	**0**
OPPONENTS	**67**	**1480**	**22.1**	**95t**	**1**

SACKS: Colts 30.0; Opponents 34.0; Hand 5-34; Bickett 3.5-24; Thompson 3-30; Alston 3-22; Johnson 3-16; Darby 2-15; Armstrong 2-8; Odom 2-7; TEAM 2-16; Swoope 1-10; Herrod 1-9; Prior 1-6; Tullis 1-0; Wright .5-4

USUAL STARTERS
PRO BOWLERS IN BOLDFACE

	OFFENSE		DEFENSE
WR	Bill Brooks	LDE	Donnell Thompson
LT	**Chris Hinton**	NT	Joe Klecko
LG	Randy Dixon	RDE	Jon Hand
C	**Ray Donaldson**	LOLB	O'Brien Alston
RG	Ben Utt	LILB	Fredd Young
RT	Joel Patten	RILB	Barry Krauss
TE	Pat Beach	ROLB	Duane Bickett
WR	Clarence Verdin	LCB	Willie Tullis,
QB	Chris Chandler		Chris Goode
RB	**Eric Dickerson**	RCB	Eugene Daniel
H-B	Mark Boyer	SS	Freddie Robinson
		FS	Mike Prior

PASSING	ATT.	COMP.	YDS.	PCT.	AVG./ATT.	TD	TD%	INT.	INT%	LG	SACKED	RATING
Chandler	233	129	1619	55.4	6.95	8	3.4	12	5.2	54	18/128	67.2
Hogeboom	131	76	996	58.0	7.60	7	5.3	7	5.3	58	12/88	77.7
Trudeau	34	14	158	41.2	4.65	0	0.0	3	8.8	48	2/13	19.0
Turner	4	3	92	75.0	23.00	0	0.0	0	0.0	37	2/15	116.7
Bentley	1	0	0	0.0	0.00	0	0.0	0	0.0	0	0/0	39.6
COLTS	**403**	**222**	**2865**	**55.1**	**7.11**	**15**	**3.7**	**22**	**5.5**	**58**	**34/244**	**67.3**
OPPONENTS	**539**	**321**	**3803**	**59.6**	**7.06**	**21**	**3.9**	**15**	**2.8**	**58**	**30/201**	**82.5**

1989

RECORD: 8-8 COACH: RON MEYER
SECOND – AFC EASTERN DIVISION
HOME: 6-2 AWAY: 2-6
DIV: 4-4 CONF: 7-5 NCONF: 1-3

*Sellout

DATE		RESULTS	OPPONENT	ATTENDANCE
9/10	L	24-30	SAN FRANCISCO	*60,111
9/17	L	17-31	@ Los Angeles Rams	63,995
9/24	W	13-9	ATLANTA	57,816
10/1	W	17-10	@ New York Jets	65,542
10/8	W	37-14	BUFFALO	*58,890
10/15	L	3-14	@ Denver	74,680
10/22	W	23-12	@ Cincinnati	57,642
10/29	L	20-23 OT	NEW ENGLAND	*59,356
11/5	L	13-19	@ Miami	52,680
11/12	L	7-30	@ Buffalo	79,256
11/19	W	27-10	NEW YORK JETS	*58,236
11/26	W	10-6	SAN DIEGO	*58,822
12/3	L	16-22	@ New England	32,234
12/10	W	23-17 OT	CLEVELAND	*58,550
12/17	W	42-13	MIAMI	*55,665
12/24	L	6-41	@ New Orleans	49,009

TEAM STATISTICS	COLTS	OPP
TOTAL FIRST DOWNS	273	336
Rushing	118	126
Passing	140	192
Penalty	15	18
3rd Dwn. M/A/Pct.	72/211/34.1	95/220/43.2
4th Dwn. M/A/Pct.	7/16/43.8	4/10/40.0
TOTAL NET YARDS	4813	5611
Avg. Per Game	300.8	350.7
Total Plays	979	1109
Avg. Per Play	4.9	5.1
NET YARDS RUSHING	1853	2077
Avg. Per Game	115.8	129.8
Total Rushes	458	507
NET YARDS PASSING	2960	3534
Avg. Per Game	185.0	220.9
Tackled/Yards Lost	28/174	46/384
Gross Yards	3134	3918
Att./Completions	493/253	556/322
Completion Pct.	51.3	57.9
Had Intercepted	17	21
PUNTS/AVERAGE	80/42.4	65/41.6
NET PUNTING AVG.	32.9	34.5
PENALTIES/YARDS	89/704	103/772
FUMBLES/BALL LOST	33/10	34/15
TOUCHDOWNS	34	29
Rushing	11	10
Passing	18	15
Defense/Kicking	2/3	2/2
TIME OF POSSESSION	27:15	32:45

SCORE BY PERIODS	1	2	3	4	OT	TOTAL
COLTS	**53**	**66**	**53**	**120**	**6**	**298**
OPPONENTS	**67**	**82**	**58**	**91**	**3**	**301**

SCORING	TDR	TDP	TDRT	PAT	FG	S	TP
Biasucci				31-32	21-27		94
Dickerson	7	1					48
Bentley	1	3	1				30
Brooks		4					24
Rison		4					24
Beach		2					12
Boyer		2					12
Trudeau	2						12
Verdin		1	1				12
Chandler	1						6
Dixon			1				6
Prior			1				6
Pruitt		1					6
Taylor			1				6
COLTS	**11**	**18**	**5**	**31-33**	**21-27**	**0**	**298**
OPPONENTS	**10**	**15**	**4**	**29-29**	**32-43**	**1**	**301**

FGS	1-19	20-29	30-39	40-49	50+	TOT.
Biasucci	2-2	6-6	9-10	3-5	1-4	21-27
COLTS	**2-2**	**6-6**	**9-10**	**3-5**	**1-4**	**21-27**
OPP.	**2-2**	**10-10**	**8-12**	**10-17**	**2-2**	**32-43**

Biasucci: (50,**31**,52) (**19**) (**25**,**29**) (**38**) (**32**,**46**,**25**) (49,**55**) (**27**) (**32**,**39**) (**36**,48,**33**) () (**45**,37,**31**) (**22**) (**18**) (53,**35**) () (**41**,**23**)

OPP.: (**38**,**26**,**31**) (**40**) (**19**,**34**,**27**) (**26**) (40) () (**30**,**29**,**23**,**21**) (**47**,38,**48**,46,**51**) (**18**) (**42**,40,**42**,**32**) (**46**,45) (**33**,44,**38**) (40,**44**,**37**,34,**24**,**50**,**23**) (**48**,39,35) (**43**,**47**,44) (**21**,**29**)

RUSHING	NO.	YDS.	AVG.	LG	TD
Dickerson	314	1311	4.2	21t	7
Bentley	75	299	4.0	22	1
Trudeau	35	91	2.6	17	2
Chandler	7	57	8.1	23	1
Hunter	13	47	3.6	11	0
Verdin	4	39	9.8	26	0
Rison	3	18	6.0	18	0
Ramsey	4	5	1.3	3	0
Brooks	2	–3	–1.5	0	0
Stark	1	–11	–11.0	–11	0
COLTS	**458**	**1853**	**4.0**	**26**	**11**
OPPONENTS	**507**	**2077**	**4.1**	**27**	**10**

RECEIVING	NO.	YDS.	AVG.	LG	TD
Brooks	63	919	14.6	55t	4
Rison	52	820	15.8	61	4
Bentley	52	525	10.1	61	3
Dickerson	30	211	7.0	22	1
Verdin	20	381	19.1	82t	1
Beach	14	87	6.2	17	2
Boyer	11	58	5.3	15	2
Weathers	6	62	10.3	19t	0
Pruitt	5	71	14.2	40	1
COLTS	**253**	**3134**	**12.4**	**82t**	**18**
OPPONENTS	**322**	**3918**	**12.2**	**58t**	**15**

INTERCEPTIONS	NO.	YDS.	AVG.	LG	TD
Taylor	7	225	32.1	80t	1
Prior	6	88	14.7	58t	1
Banks	2	13	6.5	11	0
Young	2	2	1.0	6	0
Daniel	1	34	34.0	34	0
Plummer	1	18	18.0	18	0
Bickett	1	6	6.0	6	0
Ball	1	5	5.0	5	0
COLTS	**21**	**391**	**18.6**	**80t**	**2**
OPPONENTS	**17**	**345**	**20.3**	**92t**	**2**

PUNTING	NO.	YDS.	AVG.	TB	IN20	LG	BLK.
Stark	79	3392	42.9	10	14	64	1
COLTS	**80**	**3392**	**42.4**	**10**	**14**	**64**	**1**
OPPONENTS	**65**	**2702**	**41.6**	**7**	**19**	**58**	**2**

PUNT RETURNS	NO.	FC	YDS.	AVG.	LG	TD
Verdin	23	5	296	12.9	49t	1
Rison	2	2	20	10.0	12	0
Washington	1	0	6	6.0	6	0
Prior	0	3	0	0.0	0	0
COLTS	**26**	**10**	**322**	**12.4**	**49t**	**1**
OPPONENTS	**51**	**7**	**558**	**10.9**	**70t**	**1**

KICKOFF RETURNS	NO.	YDS.	AVG.	LG	TD
Verdin	19	371	19.5	29	0
Bentley	17	328	19.3	29	0
Pruitt	12	257	21.4	49	0
Rison	8	150	18.8	30	0
Hunter	4	58	14.5	19	0
COLTS	**60**	**1164**	**19.4**	**49**	**0**
OPPONENTS	**63**	**1208**	**19.2**	**48**	**0**

SACKS: Colts 46.0; Opponents 28.0; Hand 10-85; Johnson 8.5-72.5; Bickett 8-66; Thompson 7-68; Young 2-18; Herrod 2-14; McDonald 2-13; Larson 1-15; TEAM 1-14; Armstrong 1-8; Banks 1-4; Plummer 1-4; Alston 1-1; Clancy .5-1.5

USUAL STARTERS
PRO BOWLERS IN BOLDFACE

	OFFENSE	DEFENSE	
WR	Bill Brooks	LDE	Donnell Thompson
LT	**Chris Hinton**	NT	Harvey Armstrong
LG	Randy Dixon	RDE	Jon Hand
C	**Ray Donaldson**	LOLB	Chip Banks
RG	Ben Utt	LILB	Jeff Herrod
RT	Kevin Call	RILB	Fredd Young
TE	Pat Beach	ROLB	Duane Bickett
WR	Andre Rison	LCB	Chris Goode,
QB	Jack Trudeau		John Baylor
RB	**Eric Dickerson**	RCB	Eugene Daniel
RB	Albert Bentley	SS	Michael Ball
		FS	Mike Prior

PASSING	ATT.	COMP.	YDS.	PCT.	AVG./ATT.	TD	TD%	INT.	INT%	LG	SACKED	RATING
Trudeau	362	190	2317	52.5	6.40	15	4.1	13	3.6	71t	20/125	71.3
Chandler	80	39	537	48.8	6.71	2	2.5	3	3.8	82t	3/17	63.4
Ramsey	50	24	280	48.0	5.60	1	2.0	1	2.0	47t	4/26	63.8
Bentley	1	0	0	0.0	0.00	0	0.0	0	0.0	0	0/0	39.6
Dickerson	0	0	0	0.0	0.00	0	0.0	0	0.0	0	1/6	0.0
COLTS	**493**	**253**	**3134**	**51.3**	**6.36**	**18**	**3.7**	**17**	**3.4**	**82t**	**28/174**	**69.1**
OPPONENTS	**556**	**322**	**3918**	**57.9**	**7.05**	**15**	**2.7**	**21**	**3.8**	**58t**	**46/384**	**73.0**

1990

RECORD: 7-9 COACH: RON MEYER
THIRD – AFC EASTERN DIVISION
HOME: 3-5 AWAY: 4-4
DIV: 3-5 CONF: 5-7 NCONF: 2-2

*Sellout

DATE		RESULTS	OPPONENT	ATTENDANCE
9/9	L	10-26	@ Buffalo	78,899
9/16	L	14-16	NEW ENGLAND	49,256
9/23	L	10-24	@ Houston	50,093
9/30	W	24-23	@ Philadelphia	62,067
10/7	W	23-19	KANSAS CITY	54,950
10/21	L	17-27	DENVER	*59,850
10/28	L	7-27	MIAMI	*59,213
11/5	L	7-24	NEW YORK GIANTS	*58,688
11/11	W	13-10	@ New England	28,924
11/18	W	17-14	NEW YORK JETS	47,283
11/25	W	34-20	@ Cincinnati	60,051
12/2	L	17-20	@ Phoenix	31,885
12/9	L	7-31	BUFFALO	53,268
12/16	W	29-21	@ New York Jets	41,423
12/22	W	35-28	WASHINGTON	58,173
12/30	L	17-23	@ Miami	59,547

TEAM STATISTICS	COLTS	OPP
TOTAL FIRST DOWNS	245	320
Rushing	81	130
Passing	142	176
Penalty	22	14
3rd Dwn. M/A/Pct.	56/185/30.3	87/204/42.6
4th Dwn. M/A/Pct.	11/18/61.1	7/14/50.0
TOTAL NET YARDS	4155	5614
Avg. Per Game	259.7	350.9
Total Plays	874	1034
Avg. Per Play	4.8	5.4
NET YARDS RUSHING	1282	2212
Avg. Per Game	80.1	138.3
Total Rushes	335	513
NET YARDS PASSING	2873	3402
Avg. Per Game	179.6	212.6
Tackled/Yards Lost	51/424	29/203
Gross Yards	3297	3605
Att./Completions	488/269	492/301
Completion Pct.	55.1	61.2
Had Intercepted	21	9
PUNTS/AVERAGE	72/42.8	58/42.0
NET PUNTING AVG.	37.4	34.4
PENALTIES/YARDS	79/590	104/781
FUMBLES/BALL LOST	23/10	25/15
TOUCHDOWNS	33	36
Rushing	9	12
Passing	22	20
Defense/Kicking	2/0	4/0
TIME OF POSSESSION	26:27	33:33

SCORE BY PERIODS	1	2	3	4	TOTAL
COLTS	47	68	85	81	281
OPPONENTS	87	128	43	95	353

SCORING	TDR	TDPT	DRT	PAT	FG	S	TP
Biasucci				32-33	17-24		83
Bentley	4	2					36
Hester		6					36
Brooks		5					30
Morgan		5					30
Dickerson	4						24
Johnson		2					12
Beach		1					6
George	1						6
Goode			1				6
Grant			1				6
Verdin		1					6
COLTS	**9**	**22**	**2**	**32-33**	**17-24**	**0**	**281**
OPPONENTS	**12**	**20**	**4**	**35-36**	**32-43**	**3**	**353**

FGS	1-19	20-29	30-39	40-49	50+	TOT.
Biasucci	1-1	5-6	7-8	2-4	2-5	17-24
COLTS	**1-1**	**5-6**	**7-8**	**2-4**	**2-5**	**17-24**
OPP.	**0-0**	**11-11**	**13-17**	**5-10**	**3-5**	**32-43**

Biasucci: (**24**,29) () (**33**) (**41**) (**38**,**21**,42,**18**) (**32**,43) () () (**54**,**38**) (52,**38**) (51,**22**,**26**) (**49**,52) () (**35**,**20**,**37**) () (39,**55**)

OPP.: (**29**,44,**31**,**37**,43,**47**) (49,**39**,**27**,**25**) (36,**30**) (**22**,49,**44**,**31**) (**37**,**39**,32,**44**,**35**) (**39**,32,**42**) (**34**,**53**) (**23**,50) (**29**) (**32**,**21**,**29**,**40**) () (**32**,**39**) (**25**) (40) (50,**53**,**56**,**29**,**27**) (36)

RUSHING	NO.	YDS.	AVG.	LG	TD
Dickerson	166	677	4.1	43	4
Bentley	137	556	4.1	26t	4
Trudeau	10	28	2.8	9	0
Clark	7	10	1.4	11	0
Hester	4	9	2.3	10	0
George	11	2	0.2	6	1
COLTS	**335**	**1282**	**3.8**	**43**	**9**
OPPONENTS	**513**	**2212**	**4.3**	**32**	**12**

RECEIVING	NO.	YDS.	AVG.	LG	TD
Bentley	71	664	9.4	73	2
Brooks	62	823	13.3	75	5
Hester	54	924	17.1	64t	6
Morgan	23	364	15.8	42t	5
Dickerson	18	92	5.1	17	0
Verdin	14	178	12.7	45	1
Beach	12	124	10.3	21	1
Johnson	5	32	6.4	15t	2
Clark	5	23	4.6	11	0
Simmons	4	33	8.3	12	0
Prior	1	40	40.0	40	0
COLTS	**269**	**3297**	**12.3**	**75**	**22**
OPPONENTS	**301**	**3605**	**12.0**	**66**	**20**

INTERCEPTIONS	NO.	YDS.	AVG.	LG	TD
Prior	3	66	22.0	36	0
Taylor	2	51	25.5	40	0
Grant	1	25	25.0	25t	1
Herrod	1	12	12.0	12	0
Goode	1	10	10.0	10	0
Bickett	1	9	9.0	9	0
COLTS	**9**	**173**	**19.2**	**40**	**1**
OPPONENTS	**21**	**221**	**10.5**	**35t**	**1**

PUNTING	NO.	YDS.	AVG.	TB	IN20	LG	BLK.
Stark	71	3084	43.4	3	24	61	1
COLTS	**72**	**3084**	**43.4**	**3**	**24**	**61**	**1**
OPPONENTS	**58**	**2435**	**42.0**	**2**	**13**	**68**	**0**

PUNT RETURNS	NO.	FC	YDS.	AVG.	LG	TD
Verdin	31	3	396	12.8	36	0
Grant	2	0	6	3.0	6	0
Prior	2	6	0	0.0	0	0
Daniel	1	0	0	0.0	0	0
COLTS	**36**	**9**	**402**	**11.2**	**36**	**0**
OPPONENTS	**42**	**15**	**334**	**8.0**	**32**	**0**

KICKOFF RETURNS	NO.	YDS.	AVG.	LG	TD
Simmons	19	348	18.3	34	0
Verdin	18	350	19.4	44	0
Grant	15	280	18.7	29	0
Bentley	11	211	19.2	36	0
Ball	1	0	0.0	0	0
Jarvis	1	0	0.0	0	0
COLTS	**65**	**1189**	**18.3**	**44**	**0**
OPPONENTS	**49**	**961**	**19.6**	**38**	**0**

SACKS: Colts 29.0; Opponents 51.0; Clancy 7.5-57; Herrod 4.5-35.5; Banks 4.5-25.5; Hand 3.5-27.5; Bickett 3.5-15; Faulkner 2-17; Siragusa 2-12; Thompson 1.5-13.5

USUAL STARTERS
PRO BOWLERS IN BOLDFACE

	OFFENSE		DEFENSE
WR	Bill Brooks	LDE	Donnell Thompson
LT	Zefross Moss	NT	Harvey Armstrong
LG	Randy Dixon	RDE	Jon Hand
C	Ray Donaldson	LOLB	Chip Banks
RG	Brian Baldinger,	LILB	Jeff Herrod
	Pat Tomberlin	RILB	Fredd Young
RT	Kevin Call,	ROLB	Duane Bickett
	Brian Baldinger	LCB	Chris Goode
TE	Pat Beach	RCB	Eugene Daniel
WR	Jessie Hester	SS	Keith Taylor
QB	Jeff George	FS	Mike Prior
RB	Eric Dickerson	**P**	**Rohn Stark**
RB	Albert Bentley	**KR**	**Clarence Verdin**

PASSING	ATT.	COMP.	YDS.	PCT.	AVG./ATT.	TD	TD%	INT.	INT%	LG	SACKED	RATING
George	334	181	2152	54.2	6.44	16	4.8	13	3.9	75	37/320	73.8
Trudeau	144	84	1078	58.3	7.49	6	4.2	6	4.2	73	14/104	78.4
Ferguson	8	2	21	25.0	2.63	0	0.0	2	25.0	13	0/0	0.0
Herrmann	1	1	6	100.0	6.00	0	0.0	0	0.0	6	0/0	91.7
Stark	1	1	40	100.0	40.00	0	0.0	0	0.0	40	0/0	118.8
COLTS	**488**	**269**	**3297**	**55.1**	**6.76**	**22**	**4.5**	**21**	**4.3**	**75**	**51/424**	**73.3**
OPPONENTS	**492**	**301**	**3605**	**61.2**	**7.33**	**20**	**4.1**	**9**	**1.8**	**66**	**29/203**	**89.5**

1991

RECORD: 1-15 COACH: RON MEYER (5), RICK VENTURI (11)
FIFTH – AFC EASTERN DIVISION
HOME: 0-8 AWAY: 1-7
DIV: 1-7 CONF: 1-11 NCONF: 0-4

*Sellout

DATE		RESULTS	OPPONENT	ATTENDANCE
9/1	L	7-16	NEW ENGLAND	49,961
9/8	L	6-17	@ Miami	51,155
9/15	L	0-16	@ Los Angeles Raiders	40,287
9/22	L	24-33	DETROIT	53,396
9/29	L	3-31	@ Seattle	56,656
10/6	L	3-21	PITTSBURGH	55,383
10/13	L	6-42	@ Buffalo	79,015
10/20	L	6-17	NEW YORK JETS	53,025
11/3	L	6-10	MIAMI	55,899
11/10	W	28-27	@ New York Jets	44,792
11/17	L	17-31	CHICAGO	*60,519
11/24	L	10-14	Green Bay @ Milw.	42,132
12/1	L	0-31	CLEVELAND	*57,539
12/8	L	17-23 OT	@ New England	20,131
12/15	L	7-35	BUFFALO	48,286
12/22	L	3-17	@ Tampa Bay	28,043

TEAM STATISTICS	COLTS	OPP
TOTAL FIRST DOWNS	236	305
Rushing	55	140
Passing	163	152
Penalty	18	13
3rd Dwn. M/A/Pct.	65/208/31.3	98/199/49.2
4th Dwn. M/A/Pct.	10/25/40.0	7/11/63.6
TOTAL NET YARDS	3748	5127
Avg. Per Game	234.3	320.4
Total Plays	923	961
Avg. Per Play	4.1	5.3
NET YARDS RUSHING	1169	2327
Avg. Per Game	73.1	145.4
Total Rushes	354	544
NET YARDS PASSING	2579	2800
Avg. Per Game	161.2	175.0
Tackled/Yards Lost	57/487	29/202
Gross Yards	3066	3002
Att./Completions	512/305	388/240
Completion Pct.	59.6	61.9
Had Intercepted	16	15
PUNTS/AVERAGE	82/42.6	59/41.4
NET PUNTING AVG.	34.8	36.2
PENALTIES/YARDS	85/689	88/645
FUMBLES/BALL LOST	32/15	21/13
TOUCHDOWNS	14	47
Rushing	3	23
Passing	10	22
Defense/Kicking	0/1	1/1
TIME OF POSSESSION	28:05	31:55

SCORE BY PERIODS	1	2	3	4	OT	TOTAL
COLTS	24	54	27	38	0	143
OPPONENTS	96	106	88	85	6	381

SCORING	TDR	TDPT	DRT	PAT	FG	S	TP
Biasucci				14-14	15-26		59
Hester		5					30
Brooks		4					24
Dickerson	2	1					18
Manoa	1						6
Verdin			1				6
COLTS	**3**	**10**	**1**	**14-14**	**15-26**	**0**	**143**
OPPONENTS	**23**	**22**	**2**	**46-46**	**17-23**	**1**	**381**

FGS	1-19	20-29	30-39	40-49	50+	TOT.
Biasucci	1-1	5-5	3-4	5-13	1-3	15-26
COLTS	**1-1**	**5-5**	**3-4**	**5-13**	**1-3**	**15-26**
OPP.	**2-2**	**5-7**	**6-7**	**4-7**	**0-0**	**17-23**

Biasucci: (44,52,42,48) (**48,21**) (37,47) (**20**) (**54**) (**19**,54) (**26,29**) (**42**,**34**,49) (45,**47**,**25**) () (**47**) (**35**,40) () (43,**40**) () (**39**)

OPP.: (**35**,**39**,**36**) (**48**) (**33**,**41**,**33**) (48,**19**) (**41**) () () (**19**) (**35**,45,37) (22,44,**22**,**25**) (**21**) () (**41**,25) (**24**) () (**28**)

RUSHING	NO.	YDS.	AVG.	LG	TD
Dickerson	167	536	3.2	28	2
Clark	114	366	3.2	25	0
Manoa	27	144	5.3	44	1
Johnson	22	94	4.3	15	0
George	16	36	2.3	13	0
Perkins	4	11	2.8	4	0
Verdin	1	4	4.0	4	0
Herrmann	1	–1	–1.0	–1	0
Huffman	1	–8	–8.0	–8	0
Stark	1	–13	–13.0	–13	0
COLTS	**354**	**1169**	**3.3**	**44**	**3**
OPPONENTS	**544**	**2327**	**4.3**	**78t**	**23**

RECEIVING	NO.	YDS.	AVG.	LG	TD
Brooks	72	888	12.3	46	4
Hester	60	753	12.6	49t	5
Johnson	42	344	8.2	24	0
Dickerson	41	269	6.6	26	1
Clark	33	245	7.4	23	0
Verdin	21	214	10.2	28	0
Mrosko	8	90	11.3	20	0
Bentley	7	42	6.0	11	0
Martin	5	79	15.8	25	0
Beach	5	56	11.2	27	0
Huffman	3	14	4.7	7	0
Perkins	3	–2	–0.7	3	0
Manoa	2	5	2.5	5	0
Thornton	1	38	38.0	38	0
Cash	1	18	18.0	18	0
Coley	1	13	13.0	13	0
COLTS	**305**	**3066**	**10.1**	**49t**	**10**
OPPONENTS	**240**	**3002**	**12.5**	**84t**	**22**

INTERCEPTIONS	NO.	YDS.	AVG.	LG	TD
Baylor	4	50	12.5	32	0
Prior	3	50	16.7	37	0
Daniel	3	22	7.3	12	0
Goode	2	27	13.5	27	0
Radecic	1	26	26.0	26	0
Herrod	1	25	25.0	25	0
Holloway	1	4	4.0	4	0
Taylor	0	–2	0.0	–2	0
COLTS	**15**	**202**	**13.5**	**37**	**0**
OPPONENTS	**16**	**184**	**11.5**	**58**	**1**

PUNTING	NO.	YDS.	AVG.	TB	IN20	LG	BLK.
Stark	82	3492	42.6	6	14	65	0
COLTS	**82**	**3492**	**42.6**	**6**	**14**	**65**	**0**
OPPONENTS	**59**	**2444**	**41.4**	**7**	**15**	**63**	**0**

PUNT RETURNS	NO.	FC	YDS.	AVG.	LG	TD
Verdin	25	10	165	6.5	22	0
Grant	2	2	6	3.0	6	0
Prior	0	2	0	0.0	0	0
COLTS	**27**	**14**	**171**	**6.3**	**22**	**0**
OPPONENTS	**47**	**14**	**516**	**11.0**	**59t**	**1**

KICKOFF RETURNS	NO.	YDS.	AVG.	LG	TD
Verdin	36	689	19.1	88t	1
Martin	12	305	25.4	38	0
Grant	3	20	6.7	10	0
McCloughan	2	35	17.5	19	0
McDonald	1	3	3.0	3	0
Mrosko	1	9	9.0	9	0
COLTS	**55**	**1061**	**19.3**	**88t**	**1**
OPPONENTS	**33**	**573**	**17.4**	**50**	**0**

SACKS: Colts 29.0; Opponents 57.0; Thompson 5-40; Hand 5-38; Bickett 5-30; Herrod 2.5-22.5; Clancy 2.5-17.5; Goode 2-13; Siragusa 2-12; anks 1-11; Curry 1-7; Holloway 1-7; Ball 1-2; Baylor 1-2

USUAL STARTERS

	OFFENSE		DEFENSE
WR	Bill Brooks	LDE	Donnell Thompson
LT	Zefross Moss	NT	Travis Davis,
LG	Randy Dixon		Tony Siragusa
C	Brian Baldinger	RDE	Jon Hand
RG	William Schultz	LOLB	Chip Banks
RT	Kevin Call	LILB	Scott Radecic
TE	Pat Beach	RILB	Jeff Herrod
WR	Jessie Hester	ROLB	Duane Bickett
QB	Jeff George	LCB	Chris Goode
RB	Eric Dickerson	RCB	Eugene Daniel
RB	Ken Clark,	SS	Michael Ball
	Anthony Johnson	FS	Keith Taylor

PASSING	ATT.	COMP.	YDS.	PCT.	AVG./ATT.	TD	TD%	INT.	INT%	LG	SACKED	RATING
George	485	292	2910	60.2	6.00	10	2.1	12	2.5	49t	56/481	73.8
Herrmann	19	11	137	57.9	7.21	0	0.0	3	15.8	26t	0/0	40.8
Trudeau	7	2	19	28.6	2.71	0	0.0	1	14.3	11t	1/6	0.0
Hilger	1	0	0	0.0	0.00	0	0.0	0	0.0	0	0/0	39.6
COLTS	**512**	**305**	**3066**	**59.6**	**5.99**	**10**	**2.0**	**16**	**3.1**	**49t**	**57/487**	**70.2**
OPPONENTS	**388**	**240**	**3002**	**61.9**	**7.74**	**22**	**5.7**	**15**	**3.9**	**84t**	**29/202**	**88.7**

1992

RECORD: 9-7 COACH: TED MARCHIBRODA

THIRD – AFC EASTERN DIVISION

HOME: 4-4 AWAY: 5-3

DIV: 5-3 CONF: 7-7 NCONF: 2-0

*Sellout

DATE		RESULTS	OPPONENT	ATTENDANCE
9/6	W	14-3	CLEVELAND	50,766
9/13	L	10-20	HOUSTON	44,851
9/20	L	0-38	@ Buffalo	77,781
10/4	W	24-14	@ Tampa Bay	56,585
10/11	W	6-3 OT	NEW YORK JETS	48,393
10/18	L	14-34	SAN DIEGO	48,552
10/25	W	31-20	@ Miami	61,117
11/1	L	0-26	@ San Diego	40,324
11/8	L	0-28	MIAMI	*59,892
11/15	L	34-37 OT	NEW ENGLAND	42,631
11/22	L	14-30	@ Pittsburgh	51,101
11/29	W	16-13 OT	BUFFALO	50,221
12/6	W	6-0	@ New England	19,429
12/13	W	10-6	@ New York Jets	33,684
12/20	W	16-13	PHOENIX	46,763
12/27	W	21-17	@ Cincinnati	47,837

TEAM STATISTICS	COLTS	OPP
TOTAL FIRST DOWNS	267	314
Rushing	70	129
Passing	174	164
Penalty	23	21
3rd Dwn. M/A/Pct.	75/210/35.7	70/197/35.5
4th Dwn. M/A/Pct.	5/8/62.5	6/15/40.0
TOTAL NET YARDS	4368	5074
Avg. Per Game	273.0	317.1
Total Plays	969	1004
Avg. Per Play	4.5	5.1
NET YARDS RUSHING	1102	2174
Avg. Per Game	68.9	135.9
Total Rushes	379	495
NET YARDS PASSING	3266	2900
Avg. Per Game	204.1	181.3
Tackled/Yards Lost	44/318	39/336
Gross Yards	3584	3236
Att./Completions	546/305	470/260
Completion Pct.	55.9	55.3
Had Intercepted	26	20
PUNTS/AVERAGE	83/44.8	71/42.5
NET PUNTING AVG.	39.3	37.3
PENALTIES/YARDS	122/958	101/836
FUMBLES/BALL LOST	24/11	28/15
TOUCHDOWNS	24	34
Rushing	8	16
Passing	13	14
Defense/Kicking	1/2	4/0
TIME OF POSSESSION	28:17	31:43

SCORE BY PERIODS	1	2	3	4	OT	TOTAL
COLTS	38	29	58	85	6	216
OPPONENTS	80	71	69	79	3	302

SCORING	TDR	TDP	TDRT	PAT	FG	S	TP
Biasucci				24-24	16-29		72
Culver	7	2					54
Cash		3					18
Johnson		3					18
Verdin			2				12
Arbuckle		1					6
Brooks		1					6
Emtman			1				6
George	1						6
Hester		1					6
Langhorne		1					6
Schultz		1					6
COLTS	**8**	**13**	**3**	**24-24**	**16-29**	**0**	**216**
OPPONENTS	**16**	**14**	**4**	**33-34**	**21-28**	**1**	**302**

FGS	1-19	20-29	30-39	40-49	50+	TOT.
Biasucci	0-0	3-3	6-11	6-12	1-3	16-29
COLTS	**0-0**	**3-3**	**6-11**	**6-12**	**1-3**	**16-29**
OPP.	**2-2**	**8-9**	**6-10**	**3-4**	**2-3**	**21-28**

Biasucci: () (**37**) (48) (**45**) (45,38,**31**,47,**47**) (44) (31,45,**32**) () () (35,42,**48**,**33**) () (**52**,37,52,**23**,**40**) (31,**30**,**48**) (**31**) (**26**,59,**28**,**42**) ()

OPP.: (38,**20**) (**27**,29,**20**) (39,**52**) (49) (**35**) (**23**,**27**) () (**33**) (54) (**36**,**44**,**18**) (**31**,**22**,**36**) (**52**,**44**) (37) (32,**35**,**19**) (**28**,**48**) (**25**)

RUSHING	NO.	YDS.	AVG.	LG	TD
Johnson	178	592	3.3	19	0
Culver	121	321	2.7	36t	7
Clark	40	134	3.4	13	0
George	14	26	1.9	13	1
Brooks	2	14	7.0	8	0
Carthon	4	9	2.3	5	0
Trudeau	13	6	0.5	5	0
Tupa	3	9	3.0	10	0
Herrmann	3	–2	–0.7	0	0
Langhorne	1	–7	–7.0	–7	0
COLTS	**379**	**1102**	**2.9**	**36t**	**8**
OPPONENTS	**495**	**2174**	**4.4**	**35t**	**16**

RECEIVING	NO.	YDS.	AVG.	LG	TD
Langhorne	65	811	12.5	34	1
Hester	52	792	15.2	81	1
Johnson	49	517	10.6	57t	3
Brooks	44	468	10.6	26	1
Cash	43	521	12.1	41	3
Culver	26	210	8.1	27	2
Arbuckle	13	152	11.7	23t	1
Clark	5	46	9.2	17	0
Verdin	3	37	12.3	21	0
Carthon	3	10	3.3	6	0
Prior	1	17	17.0	17	0
Schultz	1	3	3.0	3t	1
COLTS	**305**	**3584**	**11.8**	**81**	**13**
OPPONENTS	**260**	**3236**	**12.4**	**69t**	**14**

INTERCEPTIONS	NO.	YDS.	AVG.	LG	TD
Prior	6	44	7.3	19	0
Belser	3	27	9.0	21	0
Goode	2	93	46.5	47	0
Stargell	2	26	13.0	15	0
Emtman	1	90	90.0	90t	1
Bickett	1	14	14.0	14	0
Herrod	1	4	4.0	4	0
Banks	1	3	3.0	3	0
Baylor	1	1	1.0	1	0
Daniel	1	0	0.0	0	0
Radecic	1	0	0.0	0	0
COLTS	**20**	**302**	**15.1**	**90t**	**1**
OPPONENTS	**26**	**461**	**17.7**	**82t**	**4**

PUNTING	NO.	YDS.	AVG.	TB	IN20	LG	BLK.
Stark	83	3716	44.8	7	22	64	0
COLTS	**83**	**3716**	**44.8**	**7**	**22**	**64**	**0**
OPPONENTS	**71**	**3021**	**42.5**	**5**	**24**	**61**	**0**

PUNT RETURNS	NO.	FC	YDS.	AVG.	LG	TD
Verdin	24	12	268	11.2	84t	2
Prior	1	12	7	7.0	7	0
COLTS	**25**	**24**	**275**	**11.0**	**84t**	**2**
OPPONENTS	**45**	**18**	**313**	**7.0**	**24**	**0**

KICKOFF RETURNS	NO.	YDS.	AVG.	LG	TD
Verdin	39	815	20.9	42	0
Ambrose	8	126	15.8	26	0
Clark	3	54	18.0	20	0
Vanderbeek	1	6	6.0	6	0
COLTS	**51**	**1001**	**19.6**	**42**	**0**
OPPONENTS	**36**	**630**	**17.5**	**34**	**0**

SACKS: Colts 39.0; Opponents 44.0; Banks 9-53; Bickett 6.5-47.5; Clancy 4.5-55.5; Baylor 3-53; Emtman 3-29; Siragusa 3-24; Coryatt 2-21; Herrod 2-21; Daniel 2-6; McCoy 1-10; Walker 1-9; Hand 1-5; McClendon 1-2

USUAL STARTERS
PRO BOWLERS IN BOLDFACE

	OFFENSE		DEFENSE
WR	Reggie Langhorne	LDE	Steve Emtman
LT	Zefross Moss	NT	Tony Siragusa
LG	Randy Dixon	RDE	Jon Hand
C	Ray Donaldson	LOLB	Chip Banks
RG	Ron Solt	LILB	Scott Radecic, Quentin Coryatt
RT	Kevin Call		
TE	Kerry Cash	RILB	Jeff Herrod
WR	Jessie Hester	ROLB	Duane Bickett
QB	Jeff George	LCB	Chris Goode
RB	Anthony Johnson	RCB	Eugene Daniel
WR	Bill Brooks	SS	John Baylor
		FS	Mike Prior
		P	**Rohn Stark**
		KR	**Clarence Verdin**

PASSING	ATT.	COMP.	YDS.	PCT.	AVG./ATT.	TD	TD%	INT.	INT%	LG	SACKED	RATING
George	306	167	1963	54.6	6.42	7	2.3	15	4.9	57t	27/188	61.5
Trudeau	181	105	1271	58.0	7.02	4	2.2	8	4.4	81t	11/85	68.6
Tupa	33	17	156	51.5	4.73	1	3.0	2	6.1	19t	5/40	49.6
Herrmann	24	15	177	62.5	7.38	1	4.2	1	4.2	27t	1/5	81.4
Stark	1	1	17	100.0	17.00	0	0.0	0	0.0	17t	0/0	118.8
Johnson	1	0	0	0.0	0.00	0	0.0	0	0.0	0	0/0	39.6
COLTS	**546**	**305**	**3584**	**55.9**	**6.56**	**13**	**2.4**	**26**	**4.8**	**81t**	**44/318**	**64.1**
OPPONENTS	**470**	**260**	**3236**	**55.3**	**6.89**	**14**	**3.0**	**20**	**4.3**	**69t**	**39/336**	**69.1**

1993

RECORD: 4-12 COACH: TED MARCHIBRODA
FIFTH – AFC EASTERN DIVISION
HOME: 2-6 AWAY: 2-6
DIV: 2-6 CONF: 4-8 NCONF: 0-4

*Sellout

DATE		RESULTS	OPPONENT	ATTENDANCE
9/5	L	20-24	MIAMI	51,858
9/12	W	9-6	@ Cincinnati	50,299
9/26	W	23-10	CLEVELAND	*59,654
10/3	L	13-35	@ Denver	74,958
10/10	L	3-27	DALLAS	*60,453
10/24	L	27-41	@ Miami	57,301
10/31	W	9-6	NEW ENGLAND	46,522
11/7	L	24-30	@ Washington	50,523
11/14	L	17-31	NEW YORK JETS	47,351
11/21	L	9-23	@ Buffalo	79,101
11/29	L	0-31	SAN DIEGO	54,110
12/5	W	9-6	@ New York Jets	45,799
12/12	L	6-20	@ New York Giants	70,411
12/19	L	10-20	PHILADELPHIA	44,952
12/26	L	0-38	@ New England	26,571
1/2	L	10-30	BUFFALO	43,028

TEAM STATISTICS	COLTS	OPP
TOTAL FIRST DOWNS	269	334
Rushing	71	151
Passing	180	166
Penalty	18	17
3rd Dwn. M/A/Pct.	61/209/29.2	85/206/41.3
4th Dwn. M/A/Pct.	9/22/40.9	8/12/66.7
TOTAL NET YARDS	4705	5638
Avg. Per Game	294.1	352.4
Total Plays	988	1050
Avg. Per Play	4.8	5.4
NET YARDS RUSHING	1288	2521
Avg. Per Game	80.5	157.6
Total Rushes	365	575
NET YARDS PASSING	3417	3117
Avg. Per Game	213.6	194.8
Tackled/Yards Lost	29/206	21/121
Gross Yards	3623	3238
Att./Completions	594/332	454/270
Completion Pct.	55.9	59.5
Had Intercepted	15	10
PUNTS/AVERAGE	83/43.3	71/40.2
NET PUNTING AVG.	35.9	36.1
PENALTIES/YARDS	94/685	87/610
FUMBLES/BALL LOST	34/20	25/11
TOUCHDOWNS	16	45
Rushing	4	20
Passing	10	22
Defense/Kicking	1/1	2/1
TIME OF POSSESSION	27:55	32:05

SCORE BY PERIODS	1	2	3	4	TOTAL
COLTS	19	60	29	81	189
OPPONENTS	96	96	98	88	378

SCORING	TDR	TDP	TDRT	PAT	FG	S	TP
Biasucci				15-16	26-31		93
Culver	3	1	1				30
Cash		3					18
Langhorne		3					18
Dawkins		1					6
Herrod			1				6
Hester		1					6
Johnson	1						6
Verdin		1					6
COLTS	**4**	**10**	**2**	**15-16**	**26-31**	**0**	**189**
OPPONENTS	**20**	**22**	**3**	**43-45**	**21-30**	**1**	**378**

FGS	1-19	20-29	30-39	40-49	50+	TOT.
Biasucci	1-1	14-14	7-8	3-6	1-2	26-31
COLTS	**1-1**	**14-14**	**7-8**	**3-6**	**1-2**	**26-31**
OPP.	**2-2**	**9-9**	**7-9**	**3-6**	**0-4**	**21-30**

Biasucci: (48,**26**,**33**) (**53**,**31**,39,**42**) (**27**,**19**,**26**) (**28**,**28**) (**27**) (42) (**27**,**38**,**37**) (**22**) (**41**) (**26**,**22**,**37**) (53) (**42**,**24**,**38**) (**21**,**26**) (**39**) () (**22**,49)

OPP.: (**20**) (**35**,**23**,35) (**32**,52) (53) (**30**,**32**) (**23**,**39**,37) (**40**,45,**26**) (**24**) (**22**) (55) (**36**) (52,**28**,**19**,48) () (**21**,**25**) (**19**) (**39**,**49**,**40**,40)

RUSHING	NO.	YDS.	AVG.	LG	TD
Potts	179	711	4.0	34	0
Johnson	95	331	3.5	14	1
Culver	65	150	2.3	9	3
George	13	39	3.0	14	0
Verdin	3	33	11.0	29	0
Stark	1	11	11.0	11	0
Toner	2	6	3.0	6	0
Majkowski	2	4	2.0	4	0
Trudeau	5	3	0.6	2	0
COLTS	**365**	**1288**	**3.5**	**34**	**4**
OPPONENTS	**575**	**2521**	**4.4**	**57t**	**20**

RECEIVING	NO.	YDS.	AVG.	LG	TD
Langhorne	85	1038	12.2	72t	3
Hester	64	835	13.0	58	1
Johnson	55	443	8.1	36	0
Cash	43	402	9.3	37	3
Dawkins	26	430	16.5	68	1
Potts	26	189	7.3	24	0
Arbuckle	15	90	6.0	23	0
Culver	11	112	10.2	26	1
Cox	4	59	14.8	24	0
Verdin	2	20	10.0	19	1
Toner	1	5	5.0	5	0
COLTS	**332**	**3623**	**10.9**	**72t**	**10**
OPPONENTS	**270**	**3238**	**12.0**	**77**	**22**

INTERCEPTIONS	NO.	YDS.	AVG.	LG	TD
Buchanan	4	45	11.3	28	0
Baylor	3	11	3.7	7	0
Herrod	1	29	29.0	29	0
Daniel	1	17	17.0	17	0
Belser	1	14	14.0	11	0
COLTS	**10**	**116**	**11.6**	**29**	**0**
OPPONENTS	**15**	**247**	**16.5**	**56t**	**1**

PUNTING	NO.	YDS.	AVG.	TB	IN20	LG	BLK.
Stark	83	3595	43.3	13	18	65	0
COLTS	**83**	**3595**	**43.3**	**13**	**18**	**65**	**0**
OPPONENTS	**71**	**2855**	**40.2**	**6**	**30**	**59**	**0**

PUNT RETURNS	NO.	FC	YDS.	AVG.	LG	TD
Verdin	30	17	173	5.8	24	0
COLTS	**30**	**17**	**173**	**5.8**	**24**	**0**
OPPONENTS	**41**	**12**	**352**	**8.6**	**71t**	**1**

KICKOFF RETURNS	NO.	YDS.	AVG.	LG	TD
Verdin	50	1050	21.0	38	0
Culver	3	51	17.0	20	0
Butcher	2	2	1.0	2	0
Cash	1	11	11.0	11	0
Radecic	1	10	10.0	10	0
COLTS	**57**	**1124**	**19.7**	**38**	**0**
OPPONENTS	**37**	**551**	**14.9**	**37**	**0**

SACKS: Colts 21.0; Opponents 29.0; Hand 5.5-31; Bickett 3.5-22; Herrod 2-19; Peguese 2-12; Siragusa 1.5-5.5; McClendon 1.5-4.5; Emtman 1-8; Stargell 1-8; Sims 1-7; Clancy 1-3; Coryatt 1-0

USUAL STARTERS

	OFFENSE	DEFENSE
WR	Reggie Langhorne	LDE Skip McClendon
LT	Will Wolford	LDT Sam Clancy
LG	Randy Dixon	RDT Tony Siragusa
C	Kirk Lowdermilk	RDE Jon Hand
RG	William Schultz	SLB Duane Bickett
RT	Zefross Moss	MLB Quentin Coryatt
TE	Kerry Cash	WLB Jeff Herrod
WR	Jessie Hester	LCB Chris Goode
QB	Jeff George	RCB Eugene Daniel
RB	Anthony Johnson	SS John Baylor
RB	Roosevelt Potts	FS Jason Belser

PASSING	ATT.	COMP.	YDS.	PCT.	AVG./ATT.	TD	TD%	INT.	INT%	LG	SACKED	RATING
George	407	234	2526	57.5	6.21	8	2.0	6	1.5	72t	26/190	76.3
Trudeau	162	85	992	52.5	6.12	2	1.2	7	4.3	68t	2/11	57.4
Majkowski	24	13	105	54.2	4.38	0	0.0	1	4.2	17t	1/5	48.1
Johnson	1	0	0	0.0	0.00	0	0.0	1	100.0	0	0/0	0.0
COLTS	**594**	**332**	**3623**	**55.9**	**6.10**	**10**	**1.7**	**15**	**2.5**	**72t**	**29/206**	**69.2**
OPPONENTS	**454**	**270**	**3238**	**59.5**	**7.13**	**22**	**4.8**	**10**	**2.2**	**77t**	**21/121**	**88.3**

1994

RECORD: 8-8 COACH: TED MARCHIBRODA

THIRD – AFC EASTERN DIVISION

HOME: 5-3 AWAY: 3-5

DIV: 4-4 CONF: 8-6 NCONF: 0-2

*Sellout

DATE		RESULTS	OPPONENT	ATTENDANCE
9/4	W	45-21	HOUSTON	47,372
9/11	L	10-24	@ Tampa Bay	36,631
9/18	L	21-31	@ Pittsburgh	54,040
9/25	L	14-21	CLEVELAND	55,821
10/2	W	17-15	SEATTLE	49,876
10/9	L	6-16	@ New York Jets	64,934
10/16	W	27-17	@ Buffalo	79,404
10/23	L	27-41	WASHINGTON	*57,879
10/30	W	28-25	NEW YORK JETS	44,350
11/6	L	21-22	@ Miami	71,158
11/20	W	17-13	@ Cincinnati	55,566
11/27	L	10-12	NEW ENGLAND	43,839
12/4	W	31-19	@ Seattle	39,574
12/11	L	13-28	@ New England	57,656
12/18	W	10-6	MIAMI	*58,867
12/24	W	10-9	BUFFALO	38,458

TEAM STATISTICS	COLTS	OPP
TOTAL FIRST DOWNS	252	311
Rushing	108	98
Passing	126	192
Penalty	18	21
3rd Dwn. M/A/Pct.	70/198/35.4	115/251/45.8
4th Dwn. M/A/Pct.	12/17/70.6	13/23/56.5
TOTAL NET YARDS	4413	5325
Avg. Per Game	275.8	332.8
Total Plays	899	1090
Avg. Per Play	4.9	4.9
NET YARDS RUSHING	2060	1646
Avg. Per Game	128.8	102.9
Total Rushes	495	463
NET YARDS PASSING	2353	3679
Avg. Per Game	147.1	229.9
Tackled/Yards Lost	28/166	29/218
Gross Yards	2519	3897
Att./Completions	376/217	598/354
Completion Pct.	57.7	59.2
Had Intercepted	14	18
PUNTS/AVERAGE	74/41.8	72/42.2
NET PUNTING AVG.	34.1	35.6
PENALTIES/YARDS	82/658	110/824
FUMBLES/BALL LOST	30/17	21/10
TOUCHDOWNS	37	34
Rushing	15	8
Passing	15	24
Defense/Kicking	5/2	2/0
TIME OF POSSESSION	28:31	31:29

SCORE BY PERIODS	1	2	3	4	TOTAL
COLTS	82	86	73	66	307
OPPONENTS	48	81	59	132	320

SCORING	TDR	TDP	TDRT	PAT	FG	S	TP
Biasucci				37-37	16-24		85
Faulk	11	1					72
Turner		6					36
Dawkins		5					30
Buchanan			3				18
Majkowski	3						18
Potts	1	1					12
Bennett			1				6
Brewer			1				6
Cash		1					6
Coryatt			1				6
Humphrey			1				6
Jackson		1					6
COLTS	**15**	**15**	**7**	**37-37**	**16-24**	**0**	**307**
OPPONENTS	**8**	**24**	**2**	**29-29**	**27-34**	**1**	**320**

2-POINT: Colts 0-0; Opponent 2-5

FGS	1-19	20-29	30-39	40-49	50+	TOT.
Biasucci	1-1	5-5	3-7	5-9	2-2	16-24
COLTS	**1-1**	**5-5**	**3-7**	**5-9**	**2-2**	**16-24**
OPP.	**1-1**	**12-12**	**7-10**	**7-10**	**0-1**	**27-34**

Biasucci: (**42**) (**26**) () (46) (**45**) (**37**,**44**,35) (**43**,**33**) (**50**,**28**) () (32b) (**35**) (42,**50**) (**21**) (**27**,**47**) (40b,42,**19**) (38b,31,**22**)

OPP.: (55) (**47**) (**46**) () (**42**,43,**45**) (**27**,**42**,**37**) (**23**) (**21**,**27**) (**26**) (**33**,31,**20**,**34**) (**29**,**46**,34) (**22**,**37**,**25**,**42**) (**37**,**31**) (36) (**33**,**19**) (49,**20**,**21**,**24**,46)

RUSHING	NO.	YDS.	AVG.	LG	TD
Faulk	314	1282	4.1	52	11
Potts	77	336	4.4	52	1
Harbaugh	39	223	5.7	41	0
Humphrey	18	85	4.7	27	0
Warren	18	80	4.4	34	0
Majkowski	24	34	1.4	10	3
Nagle	1	12	12.0	12	0
Toner	1	11	11.0	11	0
Turner	3	–3	–1.0	5	0
COLTS	**495**	**2060**	**4.2**	**52**	**15**
OPPONENTS	**463**	**1646**	**3.6**	**40**	**8**

RECEIVING	NO.	YDS.	AVG.	LG	TD
Turner	52	593	11.4	28	6
Faulk	52	522	10.0	85t	1
Dawkins	51	742	14.5	49	5
Potts	26	251	9.7	30	1
Cash	16	190	11.9	24	1
Jackson	8	97	12.1	22	1
Warren	3	47	15.7	29	0
Humphrey	3	19	6.3	12	0
Bailey	2	30	15.0	23	0
Baker	2	15	7.5	10	0
Arbuckle	1	7	7.0	7	0
Etheredge	1	6	6.0	6	0
COLTS	**217**	**2519**	**11.6**	**85t**	**15**
OPPONENTS	**354**	**3897**	**11.0**	**65t**	**24**

INTERCEPTIONS	NO.	YDS.	AVG.	LG	TD
Buchanan	8	221	27.6	90t	3
Tate	3	51	17.0	30	0
Ambrose	2	50	25.0	42	0
Daniel	2	6	3.0	6	0
Belser	1	31	31.0	31	0
Humphrey	1	1	1.0	1	0
Watts	1	0	0.0	0	0
COLTS	**18**	**360**	**20.0**	**90t**	**3**
OPPONENTS	**14**	**174**	**12.4**	**39**	**2**

PUNTING	NO.	YDS.	AVG.	TB	IN20	LG	BLK.
Stark	73	3092	42.4	10	22	60	1
COLTS	**74**	**3092**	**41.8**	**10**	**22**	**60**	**1**
OPPONENTS	**72**	**3039**	**42.2**	**7**	**16**	**71**	**0**

PUNT RETURNS	NO.	FC	YDS.	AVG.	LG	TD
Brewer	42	8	339	8.1	75t	1
COLTS	**42**	**8**	**339**	**8.1**	**75t**	**1**
OPPONENTS	**40**	**9**	**366**	**9.2**	**38**	**0**

KICKOFF RETURNS	NO.	YDS.	AVG.	LG	TD
Humphrey	35	783	22.4	95t	1
Brewer	18	358	19.9	34	0
Warren	2	56	28.0	38	0
Etheredge	2	23	11.5	14	0
Radecic	1	17	17.0	17	0
Toner	1	8	8.0	8	0
Jackson	1	5	5.0	5	0
Gray	0	4	0.0	4	0
COLTS	**60**	**1254**	**20.9**	**95t**	**1**
OPPONENTS	**65**	**1316**	**20.2**	**47**	**0**

SACKS: Colts 29.0; Opponents 28.0; Bennett 9-82; McCoy 6-52; Siragusa 5-30; Alberts 2-13; Herrod 1-10; Nunn 1-10; McDonald 1-7; Buchanan 1-6; Coryatt 1-4; Noga 1-3; Emtman 1-1

USUAL STARTERS
PRO BOWLERS IN BOLDFACE

OFFENSE		DEFENSE	
WR	Sean Dawkins	LDE	Bernard Whittington
LT	Will Wolford	LDT	Tony McCoy
LG	Randy Dixon	RDT	Tony Siragusa
C	Kirk Lowdermilk	RDE	Tony Bennett
RG	Joe Staysniak	LLB	Stephen Grant
RT	Zefross Moss	MLB	Jeff Herrod
TE	Kerry Cash	RLB	Quentin Coryatt
WR	Floyd Turner	LCB	Ray Buchanan
QB	Jim Harbaugh	RCB	Eugene Daniel
RB	**Marshall Faulk**	SS	David Tate
RB	Roosevelt Potts	FS	Jason Belser

PASSING	ATT.	COMP.	YDS.	PCT.	AVG./ATT.	TD	TD%	INT.	INT%	LG	SACKED	RATING
Harbaugh	202	125	1440	61.9	7.13	9	4.5	6	3.0	85t	17/72	85.8
Majkowski	152	84	1010	55.3	6.64	6	3.9	7	4.6	29t	9/76	69.8
Nagle	21	8	69	38.1	3.29	0	0.0	1	4.8	23t	2/18	27.7
Warren	1	0	0	0.0	0.00	0	0.0	0	0.0	0	0/0	39.6
COLTS	**376**	**217**	**2519**	**57.7**	**6.70**	**15**	**4.0**	**14**	**3.7**	**85t**	**28/166**	**75.9**
OPPONENTS	**598**	**354**	**3897**	**59.2**	**6.52**	**24**	**4.0**	**18**	**3.0**	**65t**	**29/218**	**79.4**

1995

RECORD: 9-7 COACH: TED MARCHIBRODA
SECOND – AFC EASTERN DIVISION
HOME: 5-3 AWAY: 4-4
DIV: 6-2 CONF: 7-5 NCONF: 2-2

*Sellout

DATE		RESULTS	OPPONENT	ATTENDANCE
9/3	L	21-24 OT	CINCINNATI	42,445
9/10	W	27-24 OT	@ New York Jets	65,134
9/17	L	14-20	@ Buffalo	62,499
10/1	W	21-18	ST. LOUIS	58,616
10/8	W	27-24 OT	@ Miami	68,471
10/15	W	18-17	SAN FRANCISCO	*60,273
10/22	L	17-30	@ Oakland	53,543
10/29	W	17-10	NEW YORK JETS	49,250
11/5	L	10-16	BUFFALO	59,612
11/12	L	14-17	@ New Orleans	44,122
11/19	W	24-10	@ New England	59,544
11/26	W	36-28	MIAMI	*60,414
12/3	L	10-13	@ Carolina	49,841
12/10	W	41-31	@ Jacksonville	66,099
12/17	L	24-27	SAN DIEGO	55,318
12/23	W	10-7	NEW ENGLAND	54,685
12/31	**W**	**35-20**	**@ San Diego**	**61,182**
1/7	**W**	**10-7**	**@ Kansas City**	**77,594**
1/14	**L**	**16-20**	**@ Pittsburgh**	**61,062**

TEAM STATISTICS	COLTS	OPP
TOTAL FIRST DOWNS	281	304
Rushing	110	92
Passing	147	182
Penalty	24	30
3rd Dwn. M/A/Pct.	80/205/39.0	85/212/40.1
4th Dwn. M/A/Pct.	12/19/63.2	7/14/50.0
TOTAL NET YARDS	4919	5027
Avg. Per Game	307.4	314.2
Total Plays	961	1016
Avg. Per Play	5.1	4.9
NET YARDS RUSHING	1855	1457
Avg. Per Game	115.9	91.1
Total Rushes	478	418
NET YARDS PASSING	3064	3570
Avg. Per Game	191.5	223.1
Tackled/Yards Lost	49/309	29/169
Gross Yards	3373	3739
Att./Completions	434/270	569/336
Completion Pct.	62.2	59.1
Had Intercepted	11	13
PUNTS/AVERAGE	63/42.6	63/41.0
NET PUNTING AVG.	33.4	36.6
PENALTIES/YARDS	97/943	111/935
FUMBLES/BALL LOST	21/11	24/13
TOUCHDOWNS	37	34
Rushing	14	8
Passing	20	23
Defense/Kicking	2/1	1/2
TIME OF POSSESSION	31:37	28:23

SCORE BY PERIODS	1	2	3	4	OT	TOTAL
COLTS	**78**	**98**	**52**	**97**	**6**	**331**
OPPONENTS	**75**	**86**	**74**	**78**	**3**	**316**

SCORING	TDR	TDP	TDRT	PAT	FG	2P	S	TP
Faulk	11	3						84
Blanchard				25-25	19-24			82
Turner		4				2		28
Bailey		3	1					24
Dilger		4						24
Cofer				9-9	4-9			21
Dawkins		3						18
Anderson		2						12
Harbaugh	2							12
Bennett			1				1	8
Daniel			1					6
Potts		1						6
Warren	1							6
COLTS	**14**	**20**	**3**	**34-34**	**23-33**	**2**	**1**	**331**
OPPONENTS	**8**	**23**	**3**	**29-29**	**25-38**	**3**	**1**	**316**

2-POINT: Colts 2-3; Opponent 3-5

FGS	1-19	20-29	30-39	40-49	50+	TOT.
Blanchard	0-0	7-7	6-12	8-12	2-2	23-33
Cofer	0-0	2-2	0-4	1-2	1-1	4-9
COLTS	**0-0**	**7-7**	**6-12**	**8-12**	**2-2**	**23-33**
OPP.	**0-0**	**7-9**	**11-13**	**5-9**	**2-7**	**25-38**

Cofer: (**27**,**40**,42) (36,**20**,38,**52**) (39) (39) ( ) ( ) ( ) ( ) ( ) ( ) ( ) ( ) ( ) ( ) ( )

Blanchard: (**21**,**27**) (**32**,**46**,**45**,**41**) (**25**) (**46**) (**37**) (45b,41) (**36**) (**29**,**31**) (**47**) (**22**,**44**) (**36**,39, **42**,**50**) (44,35,**30**)

OPP.: (**25**,**44**,**32**,**38**,**47**) (**28**) (**35**,**38**) (**29**) (**51**,27,49) (**51**,45) (**28**,**24**,**35**,49) (**42**) (**39**,**23**,**33**,50,38) (**25**) (**41**) ( ) (**34**,48b,**38**) (27b,**37**) (51,39,**33**,**43**) (54,55,50)

RUSHING	NO.	YDS.	AVG.	LG	TD
Faulk	289	1078	3.7	40	11
Potts	65	309	4.8	37	0
Harbaugh	52	235	4.5	21	2
Warren	47	152	3.2	42	1
Bailey	1	34	34.0	34	0
Workman	9	26	2.9	13	0
Erickson	9	14	1.6	15	0
Humphrey	2	6	3.0	5	0
Justin	3	1	0.3	2	0
Crockett	1	0	0.0	0	0
COLTS	**478**	**1855**	**3.9**	**42**	**14**
OPPONENTS	**418**	**1457**	**3.5**	**30**	**8**

RECEIVING	NO.	YDS.	AVG.	LG	TD
Faulk	56	475	8.5	34	3
Dawkins	52	784	15.1	52	3
Dilger	42	635	15.1	42	4
Turner	35	431	12.3	47t	4
Bailey	21	379	18.0	45	3
Potts	21	228	10.9	52	1
Warren	17	159	9.4	18	0
Anderson	8	111	13.9	28	2
Stablein	8	95	11.9	16	0
Arbuckle	4	33	8.3	12	0
Crockett	2	35	17.5	19	0
Humphrey	2	11	5.5	6	0
Banta	1	6	6.0	6	0
Harbaugh	1	-9	-9.0	-9	0
COLTS	**270**	**3373**	**12.5**	**52**	**20**
OPPONENTS	**336**	**3739**	**11.1**	**73t**	**23**

INTERCEPTIONS	NO.	YDS.	AVG.	LG	TD
Daniel	3	142	47.3	97t	1
Ambrose	3	12	4.0	7	0
Buchanan	2	60	30.0	60	0
Gray	1	10	10.0	10	0
Grant	1	9	9.0	9	0
Watts	1	9	9.0	9	0
Coryatt	1	6	6.0	6	0
Belser	1	0	0.0	0	0
COLTS	**13**	**248**	**19.1**	**97t**	**1**
OPPONENTS	**11**	**156**	**14.2**	**49t**	**1**

PUNTING	NO.	YDS.	AVG.	TB	IN20	LG	BLK.
Gardocki	63	2681	42.6	7	16	69	0
COLTS	**63**	**2681**	**42.6**	**7**	**16**	**69**	**0**
OPPONENTS	**63**	**2580**	**41.0**	**4**	**19**	**57**	**0**

PUNT RETURNS	NO.	FC	YDS.	AVG.	LG	TD
Buchanan	16	4	113	7.1	17	0
Bronson	13	6	79	6.1	32	0
Stablein	0	2	0	0.0	0	0
COLTS	**29**	**12**	**192**	**6.6**	**32**	**0**
OPPONENTS	**37**	**5**	**436**	**11.8**	**62**	**0**

KICKOFF RETURNS	NO.	YDS.	AVG.	LG	TD
Bailey	21	495	23.6	95t	1
Humphrey	21	453	21.6	64	0
Warren	15	315	21.0	34	0
Morrison	2	6	3.0	6	0
Bronson	1	31	31.0	31	0
Buchanan	1	22	22.0	22	0
Belser	1	15	15.0	15	0
Radecic	1	-5	-5.0	-5	0
COLTS	**63**	**1332**	**21.1**	**95t**	**1**
OPPONENTS	**68**	**1546**	**22.7**	**84t**	**1**

SACKS: Colts 29.0; Opponents 49.0; Bennett 10.5-67.5; Johnson 4.5-26; McCoy 2.5-15.5; Coryatt 2.5-5; Siragusa 2-14; Grant 2-13; Whittington 2-11; Alberts 2-9; Buchanan 1-8

USUAL STARTERS
PRO BOWLERS IN BOLDFACE

	OFFENSE		DEFENSE
WR	Sean Dawkins	LDE	Bernard Whittington
LT	**Will Wolford**	LDT	Tony McCoy
LG	Randy Dixon	RDT	Tony Siragusa
C	Kirk Lowdermilk	RDE	Tony Bennett
RG	Joe Staysniak	LLB	Stephen Grant
RT	Jason Mathews	MLB	Jeff Herrod
TE	Ken Dilger	RLB	Quentin Coryatt
WR	Floyd Turner	LCB	Ray Buchanan
QB	**Jim Harbaugh**	RCB	Eugene Daniel
RB	**Marshall Faulk**	SS	David Tate
RB	Roosevelt Potts	FS	Jason Belser

PASSING	ATT.	COMP.	YDS.	PCT.	AVG./ATT.	TD	TD%	INT.	INT%	LG	SACKED	RATING
Harbaugh	314	200	2575	63.7	8.20	17	5.4	5	1.6	52t	36/219	100.7
Erickson	83	50	586	60.2	7.06	3	3.6	4	4.8	39t	10/68	73.7
Justin	36	20	212	55.6	5.89	0	0.0	2	5.6	20t	3/22	49.8
Gardocki	1	0	0	0.0	0.00	0	0.0	0	0.0	0	0/0	39.6
COLTS	**434**	**270**	**3373**	**62.2**	**7.77**	**20**	**4.6**	**11**	**2.5**	**52t**	**49/309**	**91.1**
OPPONENTS	**569**	**336**	**3739**	**59.1**	**6.57**	**23**	**4.0**	**13**	**2.3**	**73t**	**29/169**	**82.6**

1996

RECORD: 9-7 COACH: LINDY INFANTE
THIRD – AFC EASTERN DIVISION
HOME: 6-2 AWAY: 3-5
DIV: 4-4 CONF: 6-6 NCONF: 3-1

*Sellout

DATE		RESULTS	OPPONENT	ATTENDANCE
9/1	W	20-13	ARIZONA	48,133
9/8	W	21-7	@ New York Jets	63,534
9/15	W	25-24	@ Dallas	63,021
9/23	W	10-6	MIAMI	*60,891
10/6	L	13-16 OT	@ Buffalo	79,401
10/13	W	26-21	BALTIMORE	*56,978
10/20	L	9-27	NEW ENGLAND	*58,725
10/27	L	16-31	@ Washington	54,254
11/3	L	19-26	SAN DIEGO	*58,484
11/10	L	13-37	@ Miami	66,623
11/17	W	34-29	NEW YORK JETS	48,322
11/24	L	13-27	@ New England	58,226
12/1	W	13-10 OT	BUFFALO	*53,804
12/5	W	37-10	PHILADELPHIA	52,689
12/15	W	24-19	@ Kansas City	71,136
12/22	L	24-31	@ Cincinnati	49,389
12/29	**L**	**14-42**	**@ Pittsburgh**	**58,078**

TEAM STATISTICS	COLTS	OPP
TOTAL FIRST DOWNS	288	305
Rushing	89	108
Passing	172	189
Penalty	27	8
3rd Dwn M/A/Pct	81/215 37.7	88/221 39.8
4th Dwn M/A/Pct	5/12 41.7	11/15 73.3
TOTAL NET YARDS	4744	5403
Avg. Per Game	296.5	337.7
Total Plays	1000	1022
Avg. Per Play	4.7	5.3
NET YARDS RUSHING	1448	1760
Avg. Per Game	90.5	110.0
Total Rushes	420	459
NET YARDS PASSING	3296	3643
Avg. Per Game	206.0	227.7
Tackled/Yds Lost	43/248	29/182
Gross Yards	3544	3825
Att./Completions	537/311	534/318
Completion Pct.	57.9	59.6
Had Intercepted	11	13
PUNTS/AVERAGE	68/45.7	81/43.5
NET PUNTING AVG.	39.0	36.3
PENALTIES/YARDS	76/615	121/970
FUMBLES/BALL LOST	24/13	20/10
TOUCHDOWNS	30	38
Rushing	9	12
Passing	16	25
Defense/Kicking	4/1	0/1
TIME OF POSSESSION	30:44	29:16

SCORE BY PERIODS	1	2	3	4	OT	TOTAL
COLTS	**57**	**94**	**65**	**98**	**3**	**317**
OPPONENTS	**60**	**123**	**66**	**82**	**3**	**334**

SCORING	TDR	TDP	TDRT	PAT	FG	2P	S	TP
Blanchard				27-27	36-40			135
Harrison		8						48
Faulk	7							42
Dilger		4						24
Belser			2					12
Bailey			1					6
Crockett		1						6
Daniel			1					6
Dawkins		1						6
Harbaugh	1							6
Herrod			1					6
Pollard		1						6
Stablein		1						6
Warren	1							6
Dent							1	2
COLTS	**9**	**16**	**5**	**27-27**	**36-40**	**0**	**1**	**317**
OPPONENT	**12**	**25**	**1**	**33-34**	**23-28**	**0**	**1**	**334**

2-Point: Colts 0-3; Opponent 1-4

FGS	1-19	20-29	30-39	40-49	50+	TOT.
Blanchard	1-1	11-11	8-9	11-14	5-5	36-40
COLTS	**1-1**	**11-11**	**8-9**	**11-14**	**5-5**	**36-40**
OPP.	**0-0**	**12-12**	**7-7**	**3-6**	**1-3**	**23-28**

Blanchard: (**23**,**40**) () (**23**,**25**,**52**,**43**) (**18**) (46,**44**,**41**) (**27**,**30**) (**21**,**35**,**38**) (**21**,**49**,42,**51**) (**47**,**39**,**33**,**20**) (**48**,**22**) (**25**,**49**,**37**,**50**) (**42**,**50**) (33,41,**25**,**49**) (**30**,**42**,**51**) (**22**)(**32**)

OPP.: (**24**,**29**,46) () (**52**,40,57) (**24**,**29**,53) (**42**,**37**,**39**) () (**44**,**36**) (**20**) (**28**,**30**,**47**,**22**) (44) (**23**) (**26**,**22**) (**24**) (**31**) (**30**,**30**) (**25**)

RUSHING	NO.	YDS.	AVG.	LG	TD
Faulk	198	587	3.0	43	7
Warren	67	230	3.4	53	1
Harbaugh	48	192	4.0	21	1
Groce	46	184	4.0	24	0
Crockett	31	164	5.3	25	0
Workman	24	70	2.9	11	0
Harrison	3	15	5.0	15	0
Justin	2	7	3.5	6	0
Bell	1	-1	-1.0	-1	0
COLTS	**420**	**1448**	**3.4**	**53**	**9**
OPPONENTS	**459**	**1760**	**3.8**	**32t**	**12**

RECEIVING	NO.	YDS.	AVG.	LG	TD
Harrison	64	836	13.1	41	8
Faulk	56	428	7.6	30t	0
Dawkins	54	751	13.9	42	1
Dilger	42	503	12.0	51	4
Warren	22	174	7.9	17	0
Bailey	18	302	16.8	40	0
Stablein	18	192	10.7	30t	1
Groce	13	106	8.2	24	0
Crockett	11	96	8.7	32	1
Pollard	6	86	14.3	48t	1
Workman	4	36	9.0	18	0
Stock	2	24	12.0	13	0
Doering	1	10	10.0	10	0
COLTS	**311**	**3544**	**11.4**	**51**	**16**
OPPONENTS	**318**	**3825**	**12.0**	**95t**	**25**

INTERCEPTIONS	NO.	YDS.	AVG.	LG	TD
Belser	4	81	20.3	44t	2
Daniel	3	35	11.7	35t	1
Buchanan	2	32	16.0	32	0
Herrod	1	68	68.0	68t	1
Watts	1	21	21.0	21	0
Morrison	1	20	20.0	20	0
Alberts	1	19	19.0	19	0
COLTS	**13**	**276**	**21.2**	**68t**	**4**
OPPONENTS	**11**	**133**	**12.1**	**36**	**0**

PUNTING	NO.	YDS.	AVG.	TB	IN20	LG	BLK.
Gardocki	68	3105	45.7	2	23	61	0
COLTS	**68**	**3105**	**45.7**	**2**	**23**	**61**	**0**
OPPONENTS	**81**	**3525**	**43.5**	**7**	**22**	**65**	**0**

PUNT RETURNS	NO.	FC	YDS.	AVG.	LG	TD
Harrison	18	9	177	9.8	31	0
Buchanan	12	3	201	16.8	82	0
Stablein	6	2	56	9.3	30	0
Stock	5	1	13	2.6	9	0
COLTS	**41**	**15**	**447**	**10.9**	**82**	**0**
OPPONENTS	**38**	**15**	**413**	**10.9**	**71**	**0**

KICKOFF RETURNS	NO.	YDS.	AVG.	LG	TD
Bailey	43	1041	24.2	95t	1
Stock	12	254	21.2	28	0
Warren	3	54	18.0	18	0
Buchanan	1	20	20.0	20	0
Groce	1	18	18.0	18	0
Hetherington	1	16	16.0	16	0
COLTS	**61**	**1403**	**23.0**	**95t**	**1**
OPPONENTS	**67**	**1666**	**24.9**	**70**	**0**

SACKS: Colts 29.0; Opponents 43.0; Dent 6.5-42; Bennett 6-26; McCoy 5-36; Whittington 3-23; Siragusa 2-21; Belser 1-7; Alexander 1-6; Grant 1-5; Martin 1-5; Tate 1-3; Team 1-2; Buchanan 0.5-6

USUAL STARTERS
PRO BOWLERS IN BOLDFACE

	OFFENSE		DEFENSE
WR	Sean Dawkins	LDE	Bernard Whittington
LT	Kipp Vickers, Troy Auzenne	LDT	Tony McCoy
LG	Doug Widell	RDT	Tony Siragusa
C	Kirk Lowdermilk	RDE	Tony Bennett
RG	Eric Mahlum	LLB	Stephen Grant
RT	Jason Mathews	MLB	Jeff Herrod
TE	Ken Dilger	RLB	Quentin Coryatt, Steve Morrison
WR	Marvin Harrison	LCB	Ray Buchanan
QB	Jim Harbaugh	RCB	Eugene Daniel
RB	Marshall Faulk	SS	David Tate
RB	Clif Groce	FS	Jason Belser
K	**Cary Blanchard**	**P**	**Chris Gardocki**

PASSING	ATT.	COMP.	YDS.	PCT.	AVG./ATT.	TD	TD%	INT.	INT%	LG	SACKED	RATING
Harbaugh	405	232	2630	57.3	6.49	13	3.2	11	2.7	51t	36/190	76.3
Justin	127	74	839	58.3	6.61	2	1.6	0	0.0	38t	7/158	83.4
Bell	5	5	75	100.0	15.00	1	20.0	0	0.0	30t	0/110	158.3
COLTS	**537**	**311**	**3544**	**57.9**	**6.60**	**16**	**3.0**	**11**	**2.0**	**51t**	**43/248**	**79.2**
OPPONENTS	**534**	**318**	**3825**	**59.6**	**7.16**	**25**	**4.7**	**13**	**2.4**	**95t**	**29/182**	**87.0**

1997

RECORD: 3-13 COACH: LINDY INFANTE
FIFTH – AFC EASTERN DIVISION
HOME: 2-6 AWAY: 1-7
DIV: 2-6 CONF: 2-10 NCONF: 1-3

*Sellout

DATE		RESULTS	OPPONENT	ATTENDANCE
8/31	L	10-16	@ Miami	70,813
9/7	L	6-31	NEW ENGLAND	53,632
9/14	L	3-31	SEATTLE	49,194
9/21	L	35-37	@ Buffalo	55,340
10/5	L	12-16	NEW YORK JETS	48,295
10/12	L	22-24	@ Pittsburgh	57,925
10/20	L	6-9	BUFFALO	*61,139
10/26	L	19-35	@ San Diego	63,177
11/2	L	28-31	TAMPA BAY	58,512
11/9	L	13-28	CINCINNATI	58,473
11/16	W	41-38	GREEN BAY	*60,928
11/23	L	10-32	@ Detroit	62,803
11/30	L	17-20	@ New England	58,507
12/7	W	22-14	@ New York Jets	61,168
12/14	W	41-0	MIAMI	*61,282
12/21	L	28-39	@ Minnesota	54,107

TEAM STATISTICS	COLTS	OPP
TOTAL FIRST DOWNS	301	280
Rushing	109	95
Passing	171	163
Penalty	21	22
3rd Dwn M/A/Pct	83/219 37.9	83/199 41.7
4th Dwn M/A/Pct	10/20 50.0	4/14 28.6
TOTAL NET YARDS	4869	4854
Avg. Per Game	304.3	303.4
Total Plays	1035	928
Avg. Per Play	4.7	5.2
NET YARDS RUSHING	1727	2034
Avg. Per Game	107.9	127.1
Total Rushes	450	438
NET YARDS PASSING	3142	2820
Avg. Per Game	196.4	176.3
Tackled/Yds Lost	62/418	37/247
Gross Yards	3560	3067
Att./Completions	523/317	453/261
Completion Pct.	60.6	57.6
Had Intercepted	17	12
PUNTS/AVERAGE	67/45.3	64/46.1
NET PUNTING AVG.	36.2	39.1
PENALTIES/YARDS	106/880	102/861
FUMBLES/BALL LOST	23/11	23/13
TOUCHDOWNS	31	46
Rushing	10	18
Passing	16	26
Defense/Kicking	4/1	1/1
TIME OF POSSESSION	32:56	27:04

SCORE BY PERIODS	1	2	3	4	OT	TOTAL
COLTS	62	103	50	98	0	313
OPPONENTS	74	141	65	121	0	401

SCORING TDR	TDP	TDRT	PAT	FG	2P	S	TP
Blanchard			21-21	32-41			117
Faulk	7	1					48
Harrison		6			2		40
Bailey		3					18
Dilger		3					18
Dawkins		2					12
Warren	2						12
Stablein		1				1	8
Alexander			1				6
Belser			1				6
Blackmon			1				6
Crockett	1						6
Fontenot			1				6
McElroy			1				6
Pollard						1	2
Team						1	2
COLTS	**10**	**16**	**5**	**21-21**	**32-41**	**4**	**1 313**
OPPONENT	**18**	**26**	**2**	**42-44**	**27-31**	**0**	**1 401**

2-Point: Colts 4-10; Opponent 0-2

FGS	1-19	20-29	30-39	40-49	50+	TOT.
Blanchard	0-0	9-9	12-14	10-15	1-3	32-41
COLTS	**0-0**	**9-9**	**12-14**	**10-15**	**1-3**	**32-41**
OPP.	**2-2**	**10-10**	**8-9**	**4-6**	**3-4**	**27-31**

Blanchard: (42, 45, 58, **35**)|(**45**,**38**)|(**46**)
(**39**,**36**,**49**,**22**,**25**) (**48**)|(**37**,**27**,**35**,42)
(51,**39**,**32**)||(**43**,**36**,30) (30,**42**,**45**)
(**42**,42,**41**,**35**,**20**)|(**35**)|(**24**,42)
(**38**,**20**,**42**)|**21**,**50**)|(**27**,**21**)
OPP.: (**23**,**34**,**19**)|(**21**)|(**27**)|(**27**)|(**53**,**37**,**23**)|(**23**)
(**22**,**47**,32,**27**)|(**45**,**35**,**34**,**31**,**45**,40b)|(**36**)||)
(**18**) (**38**,**52**,**55**)|(**32**,**48**)|(42)|(50)|(**29**,**25**)

RUSHING	NO.	YDS.	AVG.	LG	TD
Faulk	264	1054	4.0	45	7
Crockett	95	300	3.2	20	1
Harbaugh	36	206	5.7	18	0
Warren	28	80	2.9	11	2
Groce	10	66	6.6	29	0
Bailey	3	20	6.7	18	0
Holcomb	5	5	1.0	3	0
Justin	6	2	0.3	3	0
Potts	1	1	1.0	1	0
Harrison	2	-7	-3.5	0	0
COLTS	**450**	**1727**	**3.8**	**45**	**10**
OPPONENTS	**438**	**2034**	**4.6**	**80t**	**18**

RECEIVING	NO.	YDS.	AVG.	LG	TD
Harrison	73	866	11.9	44	6
Dawkins	68	804	11.8	51	2
Faulk	47	471	10.0	58	1
Dilger	27	380	14.1	43	3
Bailey	26	329	12.7	22	3
Stablein	25	253	10.1	30	1
Warren	20	192	9.6	31	0
Crockett	15	112	7.5	19	0
Pollard	10	116	11.6	28	0
Slutzker	3	22	7.3	11	0
Doering	2	12	6.0	8	0
Glenn	1	3	3.0	3	0
COLTS	**317**	**3560**	**11.2**	**58**	**16**
OPPONENTS	**261**	**3067**	**11.8**	**74**	**26**

INTERCEPTIONS	NO.	YDS.	AVG.	LG	TD
Belser	2	121	60.5	50t	1
Coryatt	2	3	1.5	3	0
C. Gray	2	0	0.0	0	0
Alexander	1	43	43.0	43t	1
Mathis	1	31	31.0	31	0
Johnson	1	18	18.0	18	0
Clark	1	14	14.0	14	0
Blackmon	1	2	2.0	2	0
Morrison	1	2	2.0	2	0
COLTS	**12**	**234**	**19.5**	**52t**	**2**
OPPONENTS	**17**	**285**	**16.8**	**43**	**0**

PUNTING	NO.	YDS.	AVG.	TB	IN20	LG	BLK.
Gardocki	67	3034	45.3	6	18	72	0
COLTS	**67**	**3034**	**45.3**	**6**	**18**	**72**	**0**
OPPONENTS	**64**	**2948**	**46.1**	**10**	**14**	**65**	**0**

PUNT RETURNS	NO.	FC	YDS.	AVG.	LG	TD
Stablein	17	9	133	7.8	20	0
Jacquet	13	0	96	7.4	17	0
Bailey	1	0	19	19.0	19	0
Harrison	0	1	0	0.0	0	0
COLTS	**31**	**10**	**248**	**8.0**	**20**	**0**
OPPONENTS	**43**	**8**	**491**	**11.4**	**63**	**0**

KICKOFF RETURNS	NO.	YDS.	AVG.	LG	TD
Bailey	55	1206	21.9	61	0
Jacquet	8	156	19.5	27	0
Hetherington	2	23	11.5	23	0
Neal	1	23	23.0	23	0
Warren	1	19	19.0	19	0
Groce	1	15	15.0	15	0
COLTS	**68**	**1442**	**21.2**	**61**	**0**
OPPONENTS	**64**	**1544**	**24.1**	**53**	**1**

SACKS: Colts 37.0; Opponents 62.0; Footman 10.5-65.5; Johnson 4.5-38; Fontenot 4.5-28; Bennett 3-13; Blackmon 3-22; McCoy 2.5-21.5; Coryatt 2-7; Montgomery 1-16; Alexander 1-12; Shello 1-8; Belser 1-7; Burroughs 1-5; Morrison 1-4; Team 1-0

USUAL STARTERS

	OFFENSE		DEFENSE
WR	Sean Dawkins	LDE	Al Fontenot
LT	Adam Meadows	LDT	Tony McCoy
LG	Doug Widell	RDT	Ellis Johnson
C	Jay Leeuwenburg	RDE	Dan Footman
RG	Tarik Glenn	LLB	Elijah Alexander, Steve Morrison
RT	Tony Mandarich	MLB	Stephen Grant
TE	Ken Dilger	RLB	Quentin Coryatt
WR	Marvin Harrison	LCB	Carlton Gray
QB	Jim Harbaugh	RCB	Damon Watts, Dedric Mathis
RB	Marshall Faulk	SS	Robert Blackmon
RB	Zack Crockett	FS	Jason Belser

PASSING	ATT.	COMP.	YDS.	PCT.	AVG./ATT.	TD	TD%	INT.	INT%	LG	SACKED	RATING
Harbaugh	309	189	2060	61.2	6.67	10	3.2	4	1.3	58	41/256	86.2
Justin	140	83	1046	59.3	7.47	5	3.6	5	3.6	44	10/186	79.6
Holcomb	73	45	454	61.6	6.22	1	1.4	8	11.0	41	11/176	44.3
Warren	1	0	0	0.0	0.00	0	0.0	0	0.0	0	0/110	39.6
COLTS	**523**	**317**	**3560**	**60.6**	**6.81**	**16**	**3.1**	**17**	**3.3**	**58**	**62/418**	**77.6**
OPPONENTS	**453**	**261**	**3067**	**57.6**	**6.77**	**26**	**5.7**	**12**	**2.6**	**74**	**37/247**	**86.4**

1998

RECORD: 3-13 COACH: JIM MORA
FIFTH – AFC EASTERN DIVISION
HOME: 3-5 AWAY: 0-8
DIV: 1-7 CONF: 3-9 NCONF: 0-4

*Sellout

DATE		RESULTS	OPPONENT	ATTENDANCE
9/6	L	15-24	MIAMI	*60,587
9/13	L	6-29	@ New England	60,068
9/20	L	6-44	@ New York Jets	79,469
9/27	L	13-19 OT	NEW ORLEANS	48,480
10/4	W	17-12	SAN DIEGO	51,988
10/11	L	24-31	BUFFALO	52,938
10/18	L	31-34	@ San Francisco	68,486
11/1	L	16-21	NEW ENGLAND	58,056
11/8	L	14-27	@ Miami	73,400
11/15	W	24-23	NEW YORK JETS	55,520
11/22	L	11-34	@ Buffalo	49,032
11/29	L	31-38	@ Baltimore	68,898
12/6	L	21-28	@ Atlanta	61,141
12/13	W	39-26	CINCINNATI	55,179
12/20	L	23-27	@ Seattle	58,703
12/27	L	19-27	CAROLINA	58,182

TEAM STATISTICS	COLTS	OPP
TOTAL FIRST DOWNS	298	341
Rushing	77	131
Passing	190	181
Penalty	31	29
3rd Down: M/A/Pct.	71/202 35.1	89/208 42.8
4th Down: M/A/Pct.	4/10 40.0	3/9 33.3
TOTAL NET YARDS	5116	5832
Avg. Per Game	319.8	364.5
Total Plays	982	1043
Avg. Per Play	5.2	5.6
NET YARDS RUSHING	1486	2566
Avg. Per Game	92.9	160.4
Total Rushes	384	544
NET YARDS PASSING	3630	3266
Avg. Per Game	226.9	204.1
Tackled/Yards Lost	22/109	38/231
Gross Yards	3739	3497
Att./Completions	576/326	461/275
Completion Pct.	56.6	59.7
Had Intercepted	28	8
PUNTS/AVERAGE	79/45.4	68/44.6
NET PUNTING AVG.	37.1	36.6
PENALTIES/YARDS	106/853	108/917
FUMBLES/BALL LOST	10/5	29/11
TOUCHDOWNS	33	52
Rushing	7	20
Passing	26	27
Defense/Kicking	0/0	3/2
POSSESSION AVG.	27:47	32:13

SCORE BY PERIODS	1	2	3	4	OT	TOTAL
COLTS	105	69	47	89	0	310
OPPONENTS	60	170	61	147	6	444

SCORING	TDR	TDP	TDRT	PAT	FG	2P	S	TP
Vanderjagt				23-23	27-31			104
Faulk	6	4						60
Harrison		7						44
Small		7						42
Pollard		4						28
Warren	1	1						12
Dilger		1				1		8
Green		1						6
Pathon		1						6
COLTS	**7**	**26**	**0**	**23-23**	**27-32**	**1**	**0**	**304**
OPPONENTS	**20**	**27**	**4**	**44-45**	**28-37**	**0**	**0**	**434**

2-Point: Colts 4-10, Opponents 2-6

FGS	1-19	20-29	30-39	40-49	50+	TOT.
Vanderjagt	1-1	8-8	4-4	8-9	6-9	27-31
COLTS	**1-1**	**8-8**	**4-4**	**8-9**	**6-9**	**27-31**
OPP.	**1-1**	**12-13**	**5-5**	**8-12**	**2-6**	**28-37**

Vanderjagt: (51,27,20)(**43,24**)(**52,19**)(**48**,40,**51**,**40**) (**22,33,43,41**)(**38**,53)(**50**)(**31**,63) (**27**)(**53**,52)()(**50**) (**32,48,20**) (**22,28,47,42**)

OPP.: (**22**,51)(**19,23,52**,42)(**36**)(**22,20**) (**50**,47,**25**)(53,**39**)(27,**43,24**)() (**21,23**)(**37,40,25**,47)(**35,24**)(**43,48,47**) (47)(**41,26**)(**42**,53,52,**30**)(**44,27**)

RUSHING	NO.	YDS.	AVG.	LG	TD
Faulk	324	1319	4.1	68t	6
Manning	15	62	4.1	15	0
Warren	25	61	2.4	14	1
Elias	8	24	3.0	8	0
Heyward	6	15	2.5	8	0
Crockett	2	5	2.5	5	0
Small	1	2	2.0	2	0
Pathon	3	-2	-0.7	4	0
COLTS	**384**	**1486**	**3.9**	**68t**	**7**
OPPONENTS	**544**	**2566**	**4.7**	**51**	**20**

RECEIVING	NO.	YDS.	AVG.	LG	TD
Faulk	86	908	10.6	78t	4
Harrison	59	776	13.2	61t	7
Pathon	50	511	10.2	45	1
Small	45	681	15.1	53	7
Dilger	31	303	9.8	27	1
Pollard	24	309	12.9	44t	4
Green	15	177	11.8	25	1
Warren	11	44	4.0	12	1
Elias	1	11	11.0	11	0
Heyward	1	9	9.0	9	0
Banta	1	7	7.0	7	0
Greene	1	2	2.0	2	0
Crockett	1	1	1.0	1	0
COLTS	**326**	**3739**	**11.5**	**78t**	**26**
OPPONENTS	**275**	**3497**	**12.7**	**82t**	**27**

INTERCEPTIONS	NO.	YDS.	AVG.	LG	TD
Clark	1	30	30.0	30	0
Montgomery	1	22	22.0	22	0
Belser	1	19	19.0	19	0
Blackmon	1	14	14.0	14	0
Alexander	1	12	12.0	12	0
Barber	1	0	0.0	0	0
Burris	1	0	0.0	0	0
Poole	1	0	0.0	0	0
COLTS	**8**	**97**	**12.1**	**30**	**0**
OPPONENTS	**28**	**353**	**12.6**	**59t**	**2**

PUNTING	NO.	YDS.	AVG.	TB	IN20	LG	BLK.
Gardocki	79	3583	45.4	10	23	62	0
COLTS	**79**	**3583**	**45.4**	**10**	**23**	**62**	**0**
OPPONENTS	**68**	**3032**	**44.6**	**10**	**21**	**73**	**0**

PUNT RETURNS	NO.	FC	YDS.	AVG.	LG	TD
Bailey	19	4	176	9.3	33	0
Poole	12	6	107	8.9	16	0
Belser	1	0	53	53.0	53	0
McGuire	2	1	4	2.0	4	0
COLTS	**34**	**11**	**340**	**10.0**	**53**	**0**
OPPONENTS	**42**	**16**	**451**	**10.7**	**40**	**0**

KICKOFF RETURNS	NO.	YDS.	AVG.	LG	TD
Bailey	34	759	22.3	44	0
Elias	14	317	22.6	29	0
Warren	8	152	19.0	26	0
Hetherington	5	71	14.2	20	0
McGuire	4	75	18.8	28	0
Clark	3	38	12.7	15	0
Dilger	1	14	14.0	14	0
Pollard	1	4	4.0	4	0
Morrison	1	2	2.0	2	0
COLTS	**71**	**1432**	**20.2**	**44**	**0**
OPPONENTS	**65**	**1687**	**26.0**	**99t**	**1**

SACKS: Colts 38.0; Opponents 22.0; Johnson 8-34; McCoy 6-27; Berry 4-27; Whittington 4-23; Chester 3-19; Barber 2-26; Montgomery 2-23; Tuinei 2-12; Belser 1-13; Chorak 1-7; Morrison 1-6; Shello 1-6; Blackmon 1-1; Fontenot 1-0

USUAL STARTERS
PRO BOWLERS IN BOLDFACE

	OFFENSE		DEFENSE
WR	Jerome Pathon	LDE	Bernard Whittington
LT	Tarik Glenn	LDT	Tony McCoy
LG	Steve McKinney	RDT	Ellis Johnson
C	Jay Leeuwenburg	RDE	Bertrand Berry
RG	Tony Mandarich	LLB	Steve Morrison
RT	Adam Meadows	MLB	Jeff Herrod
TE	Ken Dilger		Michael Barber
WR	Marvin Harrison	RLB	Elijah Alexander
QB	Peyton Manning	LCB	Jeff Burris
RB	**Marshall Faulk**	RCB	Tyrone Poole
H-B	Marcus Pollard	SS	Robert Blackmon
		FS	Jason Belser

PASSING	ATT.	COMP.	YDS.	PCT.	AVG./ATT.	TD	TD%	INT.	INT%	LG	SACKED	RATING
Manning	575	326	3739	56.7	6.50	26	4.5	28	4.9	78t	22/109	71.2
Small	1	0	0	0.0	0.00	0	0.0	0	0.0	0	0/0	39.6
TEAM	**576**	**326**	**3739**	**56.6**	**6.49**	**26**	**4.5**	**28**	**4.9**	**78t**	**22/109**	**71.1**
OPPONENTS	**461**	**275**	**3497**	**59.7**	**7.59**	**27**	**5.9**	**8**	**1.7**	**82t**	**38/231**	**95.7**

1999

RECORD: 13-3 COACH: JIM MORA
FIRST – AFC EASTERN DIVISION
HOME: 7-1 AWAY: 6-2
DIV: 5-3 CONF: 9-3 NCONF: 4-0

*Sellout

DATE		RESULTS	OPPONENT	ATTENDANCE
9/12	W	31-14	BUFFALO	*56,238
9/19	L	28-31	@ New England	59,640
9/26	W	27-19	@ San Diego	56,942
10/10	L	31-34	MIAMI	*56,810
10/17	W	16-13	@ New York Jets	78,112
10/24	W	31-10	CINCINNATI	*55,996
10/31	W	34-24	DALLAS	*56,860
11/7	W	25-17	KANSAS CITY	*56,689
11/14	W	27-19	@ New York Giants	78,081
11/21	W	44-17	@ Philadelphia	65,521
11/28	W	13-6	NEW YORK JETS	*56,689
12/5	W	37-34	@ Miami	74,096
12/12	W	20-15	NEW ENGLAND	*56,975
12/19	W	24-21	WASHINGTON	*57,013
12/26	W	29-28	@ Cleveland	72,618
1/2	L	6-31	@ Buffalo	61,959
1/16	**L**	**16-19**	**TENNESSEE**	***57,097**

TEAM STATISTICS	COLTS	OPP
TOTAL FIRST DOWNS	327	304
Rushing	89	92
Passing	200	192
Penalty	38	20
3rd Down: M/A/Pct.	73/186 39.2	73/208 35.1
4th Down: M/A/Pct.	2/6 33.3	7/16 43.8
TOTAL NET YARDS	5726	5221
Avg. Per Game	357.9	326.3
Total Plays	979	1008
Avg. Per Play	5.8	5.2
NET YARDS RUSHING	1660	1715
Avg. Per Game	103.8	107.2
Total Rushes	419	406
NET YARDS PASSING	4066	3506
Avg. Per Game	254.1	219.1
Tackled/Yards Lost	14/116	41/269
Gross Yards	4182	3775
Att./Completions	546/338	561/328
Completion Pct.	61.9	58.5
Had Intercepted	17	10
PUNTS/AVERAGE	60/41.1	83/41.4
NET PUNTING AVG.	60/30.6	83/35.3
PENALTIES/YARDS	81/683	130/1093
FUMBLES/BALL LOST	25/11	22/13
TOUCHDOWNS	46	36
Rushing	15	12
Passing	26	21
Defense/Kicking	2/3	3/0
POSSESSION AVG.	30:45	29:15

SCORE BY PERIODS	1	2	3	4	OT	TOTAL
COLTS	**112**	**114**	**88**	**109**	**0**	**423**
OPPONENTS	**51**	**109**	**63**	**110**	**0**	**333**

SCORING	TDR	TDP	TDRT	PAT	FG	2P	S	TP
Vanderjagt				43-43	34-38			145
James	13	4						102
Harrison		12				1		74
Wilkins		4	3					42
Pollard		4						24
Dilger		2						12
Manning	2							12
Blevins			1					6
Cota			1					6
COLTS	**15**	**26**	**5**	**43-43**	**34-38**	**1**	**0**	**423**
OPPONENTS	**12**	**21**	**3**	**31-31**	**26-29**	**2**	**0**	**333**

2-Point: Colts 1-3, Opponents 2-5

FGS	1-19	20-29	30-39	40-49	50+	TOT.
Vanderjagt	2-2	10-10	11-13	10-11	1-2	34-38
COLTS	**2-2**	**10-10**	**11-13**	**10-11**	**1-2**	**34-38**
OPP.	**1-1**	**9-9**	**11-11**	**4-7**	**1-1**	**26-29**

Vanderjagt: (45,**35**)|(36,**35**,55,**42**)|(**41**)|**31**,**18**,**27**)|(**22**,37b)|(**43**,**30**,**33**,**27**)|(**47**,**34**,**29**,**37**)|(**40**,**35**)|(**45**,**29**,**34**)|(**22**,**37**)|(**44**,**48**,**53**)|(**28**,**31**)|(**43**)|(**41**,**19**,**21**)|(**27**,**24**)

OPP: (**36**,**29**)|(**26**)|(**50**)|(**37**,**27**,**21**,**43**) (43,**45**,**39**)|(**32**)|(**24**)|(**38**,47)|(**33**,**42**)|(**48**) (**33**,**30**)|(**31**,**32**)|(**28**,**28**,**26**)|(**23**,**32**,49b)|() (**19**)

RUSHING	NO.	YDS.	AVG.	LG	TD
James	369	1553	4.2	72	13
Manning	35	73	2.1	13	2
Elias	13	28	2.2	8	0
Harrison	1	4	4.0	4	0
Wilkins	1	2	2.0	2	0
COLTS	**419**	**1660**	**4.0**	**72**	**15**
OPPONENTS	**406**	**1715**	**4.2**	**28**	**12**

RECEIVING	NO.	YDS.	AVG.	LG	TD
Harrison	115	1663	14.5	57t	12
James	62	586	9.5	54	4
Wilkins	42	565	13.5	80t	4
Dilger	40	479	12.0	30	2
Pollard	34	374	11.0	33	4
Green	21	287	13.7	50	0
Pathon	14	163	11.6	38	0
Shields	4	37	9.3	21	0
Elias	4	16	4.0	7	0
Jones	1	8	8.0	8	0
Greene	1	4	4.0	4	0
COLTS	**338**	**4182**	**12.4**	**80t**	**26**
OPPONENTS	**328**	**3775**	**11.5**	**62t**	**21**

INTERCEPTIONS	NO.	YDS.	AVG.	LG	TD
Poole	3	85	28.3	38	0
Blevins	2	115	57.5	74t	1
Burris	2	83	41.5	55	0
Wooten	1	4	4.0	4	0
Randolph	1	0	0.0	0	0
R. Thomas	1	0	0.0	0	0
COLTS	**10**	**287**	**28.7**	**74t**	**1**
OPPONENTS	**17**	**189**	**11.1**	**37**	**2**

PUNTING	NO.	YDS.	AVG.	TB	IN20	LG	BLK.
Smith	58	2467	42.5	8	16	61	2
COLTS	**60**	**2467**	**41.1**	**8**	**16**	**61**	**2**
OPPONENTS	**83**	**3437**	**41.4**	**6**	**24**	**59**	**0**

PUNT RETURNS	NO.	FC	YDS.	AVG.	LG	TD
Wilkins	41	17	388	9.5	39t	1
Pathon	0	1	0	0.0	0	0
COLTS	**41**	**18**	**388**	**9.5**	**39t**	**1**
OPPONENTS	**29**	**7**	**469**	**16.2**	**76**	**0**

KICKOFF RETURNS	NO.	YDS.	AVG.	LG	TD
Wilkins	51	1134	22.2	97t	1
Pathon	6	123	20.5	31	0
Elias	5	82	16.4	21	0
Muhammad	2	41	20.5	22	0
Austin	1	0	0.0	0	0
Greene	1	14	14.0	14	0
Shields	1	3	3.0	3	0
Belser	0	0	0.0	0	0
COLTS	**67**	**1397**	**20.9**	**97t**	**1**
OPPONENTS	**83**	**1822**	**22.0**	**50**	**0**

SACKS: Colts 41.0; Opponents 14.0; Bratzke 12-70; E. Johnson 7.5-46.5; Bennett 5-31; Peterson 3-23; M. Thomas 3-23; Burris 2-12; King 1.5-3.5; Chester 1-18; Royal 1-13; Belser 1-7; Whittington 1-7; Berry 1-6; Poole 1-5; Blevins 1-4

USUAL STARTERS
PRO BOWLERS IN BOLDFACE

	OFFENSE		DEFENSE
WR	Terrence Wilkins	LDE	Shawn King
LT	Tarik Glenn	LDT	Bernard Whittington
LG	Steve McKinney	RDT	Ellis Johnson
C	Larry Moore	RDE	Chad Bratzke
RG	Waverly Jackson	LLB	Cornelius Bennett
RT	Adam Meadows	MLB	Michael Barber
TE	Ken Dilger	RLB	Mike Peterson
WR	**Marvin Harrison**	LCB	Jeff Burris
QB	**Peyton Manning**	RCB	Tyrone Poole
RB	**Edgerrin James**	SS	Chad Cota
TE	Marcus Pollard	FS	Jason Belser

PASSING	ATT.	COMP.	YDS.	PCT.	AVG./ATT.	TD	TD%	INT.	INT%	LG	SACKED	RATING
Manning	533	331	4135	62.1	7.76	26	4.9	15	2.8	80t	14/116	90.7
Walsh	13	7	47	53.8	3.62	0	0.0	2	15.4	11	0/0	22.4
COLTS	**546**	**338**	**4182**	**61.9**	**7.66**	**26**	**4.8**	**17**	**3.1**	**80t**	**14/116**	**88.5**
OPPONENTS	**561**	**328**	**3775**	**58.5**	**6.73**	**21**	**3.7**	**10**	**1.8**	**62t**	**41/269**	**83.9**

2000

RECORD: 10-6 COACH: JIM MORA
SECOND – AFC EASTERN DIVISION
HOME: 6-2 AWAY: 4-4
DIV: 5-3 CONF: 8-4 NCONF: 2-2

*Sellout

DATE		RESULTS	OPPONENT	ATTENDANCE
9/3	W	27-14	@ Kansas City	78,357
9/10	L	31-38	OAKLAND	*56,769
9/25	W	43-14	JACKSONVILLE	*56,816
10/1	W	18-16	@ Buffalo	72,617
10/8	L	16-24	@ New England	60,292
10/15	W	37-24	@ Seattle	63,593
10/22	W	30-23	NEW ENGLAND	*56,828
10/29	W	30-18	DETROIT	*56,971
11/5	L	24-27	@ Chicago	66,944
11/12	W	23-15	NEW YORK JETS	*56,657
11/19	L	24-26	@ Green Bay	59,869
11/26	L	14-17	MIAMI	*56,935
12/3	L	17-27	@ New York Jets	78,138
12/11	W	44-20	BUFFALO	*56,671
12/17	W	20-13	@ Miami	73,884
12/24	W	31-10	MINNESOTA	*56,672
12/30	**L**	**17-23 OT**	**@ Miami**	**73,193**

TEAM STATISTICS	COLTS	OPP
TOTAL FIRST DOWNS	357	310
Rushing	111	109
Passing	213	177
Penalty	33	24
3rd Down: M/A/Pct.	94/201 46.8	84/217 38.7
4th Down: M/A/Pct.	9/10 90.0	10/14 71.4
TOTAL NET YARDS	6141	5357
Avg. Per Game	383.8	334.8
Total Plays	1026	1018
Avg. Per Play	6.0	5.3
NET YARDS RUSHING	1859	1935
Avg. Per Game	116.2	120.9
Total Rushes	435	446
NET YARDS PASSING	4282	3422
Avg. Per Game	267.6	213.9
Tackled/Yards Lost	20/131	42/252
Gross Yards	4413	3674
Att./Completions	571/357	530/317
Completion Pct.	62.5	59.8
Had Intercepted	15	14
PUNTS/AVERAGE	65/44.7	82/42.7
NET PUNTING AVG.	65/36.4	82/36.2
PENALTIES/YARDS	89/866	103/820
FUMBLES/BALL LOST	20/14	16/8
TOUCHDOWNS	50	37
Rushing	14	13
Passing	33	22
Defense/Kicking	3/0	1/1
POSSESSION AVG.	29:33	30:27

SCORE BY PERIODS	1	2	3	4	OT	TOTAL
COLTS	**73**	**117**	**84**	**155**	**0**	**429**
OPPONENTS	**52**	**106**	**86**	**82**	**0**	**326**

SCORING	TDR	TDP	TDRT	PAT	FG	2P	S	TP
Vanderjagt				46-46	25-27			121
James	13	5				1		110
Harrison		14						84
Pollard		3				1		20
Dilger		3						18
Pathon		3						18
Wilkins	3							18
Burris			1					6
Finn		1						6
Green		1						6
Holsey			1					6
Manning	1							6
Muhammad			1					6
Bratzke							1	2
J. Williams							1	2
COLTS	**14**	**33**	**3**	**46-46**	**25-27**	**2**	**2**	**429**
OPPONENTS	**13**	**22**	**2**	**33-33**	**21-28**	**1**	**1**	**326**

2-Point: Colts 2-4, Opponents 3-4

FGS	1-19	20-29	30-39	40-49	50+	TOT.
Vanderjagt	1-1	6-6	13-13	5-6	0-1	25-27
COLTS	**1-1**	**6-6**	**13-13**	**5-6**	**0-1**	**25-27**
OPP.	**1-1**	**11-14**	**4-4**	**4-6**	**1-3**	**21-28**

Vanderjagt: (**23**,**40**)(47,**31**)(**41**,**22**)(**45**)
(**33**,**33**,**34**) (**23**,**38**,**40**(**36**))(**19**)
(**26**,**38**,**35**(**38**(59)(32) (**37**,**23**,**39**)
(**48**,**31**)(**28**)

OPP: ()(50,**24**)())(**19**,**30**,**27**)(**21**)(21,**51**)
(**27**,**26**,**28**) (29,**21**)(**41**,**37**)(47,51)
(**42**,28)(**28**) (49,**45**,**21**)(**29**,**46**)
(**25**,**31**)(**31**)

RUSHING	NO.	YDS.	AVG.	LG	TD
James	387	1709	4.4	30	13
Manning	37	116	3.1	14	1
Gordon	4	13	3.3	6	0
Smith	1	11	11.0	11	0
Wilkins	3	8	2.7	6	0
Pathon	1	3	3.0	3	0
Finn	1	1	1.0	1	0
al-Jabbar	1	-2	-2.0	-2	0
COLTS	**435**	**1859**	**4.3**	**30**	**14**
OPPONENTS	**446**	**1935**	**4.3**	**55**	**13**

RECEIVING	NO.	YDS.	AVG.	LG	TD
Harrison	102	1413	13.9	78t	14
James	63	594	9.4	60	5
Pathon	50	646	12.9	38	3
Dilger	47	538	11.4	32	3
Wilkins	43	569	13.2	43t	3
Pollard	30	439	14.6	50t	3
Green	18	201	11.2	34t	1
Finn	4	13	3.3	6	1
COLTS	**357**	**4413**	**12.4**	**78t**	**33**
OPPONENTS	**317**	**3674**	**11.6**	**50**	**22**

INTERCEPTIONS	NO.	YDS.	AVG.	LG	TD
Burris	4	38	9.5	27t	1
Macklin	2	35	17.5	35	0
Peterson	2	8	4.0	5	0
Cota	2	3	1.5	3	0
Muhammad	1	40	40.0	40t	1
Poole	1	1	1.0	1	0
Washington	1	1	1.0	1	0
Johnson	1	-1	-1.0	-1	0
COLTS	**14**	**125**	**8.9**	**40t**	**2**
OPPONENTS	**15**	**212**	**14.1**	**43**	**1**

PUNTING	NO.	YDS.	AVG.	TB	IN20	LG	BLK.
Smith	65	2906	44.7	9	20	65	0
COLTS	**65**	**2906**	**44.7**	**9**	**20**	**65**	**0**
OPPONENTS	**82**	**3503**	**42.7**	**9**	**20**	**70**	**1**

PUNT RETURNS	NO.	FC	YDS.	AVG.	LG	TD
Wilkins	29	13	240	8.3	36	0
P. Williams	7	1	108	15.4	40	0
Muhammad	2	0	4	2.0	4	0
COLTS	**38**	**14**	**352**	**9.3**	**40**	**0**
OPPONENTS	**28**	**21**	**357**	**12.8**	**80**	**0**

KICKOFF RETURNS	NO.	YDS.	AVG.	LG	TD
Pathon	26	583	22.4	48	0
Wilkins	15	279	18.6	30	0
P. Williams	12	238	19.8	29	0
Muhammad	2	45	22.5	26	0
Holsey	1	10	10.0	10	0
Dilger	1	0	0.0	0	0
Macklin	1	0	0.0	0	0
COLTS	**58**	**1155**	**19.9**	**48**	**0**
OPPONENTS	**73**	**1736**	**23.8**	**92t**	**1**

SACKS: Colts 42.0; Opponents 20.0; Bratzke 7.5-69; M. Thomas 5.0-32; Belser 5.0-25; Johnson 5.0-25; Burris 3.0-19; J. Williams 3.0-18.5; Bennett 3.0-17; Chester 2.5-7.5; Washington 2.0-13; Scioli 2.0-7; Holsey 2.0-6; Hollier 1.0-7; Whittington 1.0-6

USUAL STARTERS
PRO BOWLERS IN BOLDFACE

	OFFENSE	DEFENSE	
WR	Jerome Pathon	LDE	Bernard Holsey
LT	Tarik Glenn	LDT	Bernard Whittington
LG	Steve McKinney	RDT	Ellis Johnson
C	Jeff Saturday	RDE	Chad Bratzke
RG	Larry Moore	LLB	Cornelius Bennett
RT	Adam Meadows	MLB	Dwight Hollier
TE	Ken Dilger	RLB	Mike Peterson
WR	**Marvin Harrison**	LCB	Jeff Burris
QB	**Peyton Manning**	RCB	Tyrone Poole
RB	**Edgerrin James**	SS	Chad Cota
TE	Marcus Pollard	FS	Jason Belser

PASSING	ATT.	COMP.	YDS.	PCT.	AVG./ATT.	TD	TD%	INT.	INT%	LG	SACKED	RATING
Manning	571	357	4413	62.5	7.73	33	5.8	15	2.6	78t	20/131	94.7
COLTS	**571**	**357**	**4413**	**62.5**	**7.73**	**33**	**5.8**	**15**	**2.6**	**78t**	**20/131**	**94.7**
OPPONENTS	**530**	**317**	**3674**	**59.8**	**6.93**	**22**	**4.2**	**14**	**2.6**	**50**	**42/252**	**83.6**

2001

RECORD: 6-10 COACH: JIM MORA
FOURTH – AFC EASTERN DIVISION
HOME: 3-5 AWAY: 3-5
DIV: 3-5 CONF: 5-7 NCONF: 1-3

***Sellout**

DATE		RESULTS	OPPONENT	ATTENDANCE
9/9	W	45-24	@ New York Jets	78,606
9/23	W	42-26	BUFFALO	*56,135
9/30	L	13-44	@ New England	60,292
10/14	L	18-23	OAKLAND	*56,972
10/21	L	17-38	NEW ENGLAND	*56,022
10/25	W	35-28	@ Kansas City	74,212
11/4	W	30-14	@ Buffalo	63,786
11/11	L	24-27	MIAMI	*57,127
11/18	L	20-34	@ New Orleans	70,020
11/25	L	21-40	SAN FRANCISCO	*56,393
12/2	L	27-39	@ Baltimore	69,382
12/10	L	6-41	@ Miami	73,858
12/16	W	41-27	ATLANTA	*55,603
12/23	L	28-29	NEW YORK JETS	*56,302
12/30	L	17-42	@ St. Louis	66,084
1/6	W	29-10	DENVER	*56,192

TEAM STATISTICS	COLTS	OPP
TOTAL FIRST DOWNS	343	323
Rushing	110	108
Passing	206	195
Penalty	27	20
3rd Down: M/A/Pct.	85/205 41.5	90/207 43.5
4th Down: M/A/Pct.	5/8 62.5	7/15 46.7
TOTAL NET YARDS	5955	5715
Avg. Per Game	372.2	357.2
Total Plays	1025	1004
Avg. Per Play	5.8	5.7
NET YARDS RUSHING	1966	2115
Avg. Per Game	122.9	132.2
Total Rushes	438	455
NET YARDS PASSING	3989	3600
Avg. Per Game	249.3	225.0
Tackled/Yards Lost	30/238	40/257
Gross Yards	4227	3857
Att./Completions	557/349	509/311
Completion Pct.	62.7	61.1
Had Intercepted	23	15
PUNTS/AVERAGE	68/44.5	67/42.7
NET PUNTING AVG.	68/33.8	67/36.6
PENALTIES/YARDS	76/730	96/759
FUMBLES/BALL LOST	20/15	16/10
TOUCHDOWNS	47	57
Rushing	16	20
Passing	27	30
Defense/Kicking	2/2	6/1
POSSESSION AVG.	30:32	29:28

SCORE BY PERIODS	1	2	3	4	OT	TOTAL
COLTS	70	160	109	74	0	413
OPPONENTS	61	200	66	159	0	486

SCORING	TDR	TDP	TDRT	PAT	FG	2P	S	TP
Vanderjagt				41-42	28-34			125
Harrison		15						90
Rhodes	9		1					60
Pollard		8						48
Manning	4							24
James	3					1		20
Pathon		2						12
Dilger		1				1		8
Burris			1					6
Insley		1						6
Nwokorie			1					6
Wilkins			1					6
McDougal						1		2
COLTS	**16**	**27**	**4**	**41-42**	**28-34**	**3**	**0**	**413**
OPPONENTS	**20**	**30**	**7**	**52-53**	**30-36**	**1**	**0**	**486**

2-Point: Colts 3-5, Opponents 1-4

FGS	1-19	20-29	30-39	40-49	50+	TOT.
Vanderjagt	0-0	7-8	6-6	12-16	3-4	28-34
COLTS	**0-0**	**7-8**	**6-6**	**12-16**	**3-4**	**28-34**
OPP.	**0-0**	**8-8**	**9-10**	**13-15**	**0-3**	**30-36**

Vanderjagt: (**37**/(45)/)|(**47**,**34**/(46b,**42**,25b,**42**,**24**)
(49,**50**,**42**/(**34**,**41**,**47**/(**25**/[**52**,**41**/(54)
(**33**,**25**/[**35**,**40**/[**39**,**21**/(45,**50**,**43**/(**48**)
(**22**,**40**,**45**,**22**,**25**)

OPP: (**22**/(**48**,37,**49**)/(**47**,**48**,**35**) (**39**,**42**,59,**37**)
(**43**/(**48**,**22**)/(48b) (**31**,**31**)/(**46**,**48**)/[**30**,**46**)
(**26**,**30**,**29**,**27**,46)/)|(**35**,**32**)
(**47**,**22**,**48**,**46**,**24**,50)/)|(54,**25**)

RUSHING	NO.	YDS.	AVG.	LG	TD
Rhodes	233	1104	4.7	77t	9
James	151	662	4.4	29t	3
Manning	35	157	4.5	33t	4
McDougal	17	48	2.8	12	0
Harrison	1	3	3.0	3	0
Pathon	1	-8	-8.0	-8	0
COLTS	**438**	**1966**	**4.5**	**77t**	**16**
OPPONENTS	**455**	**2115**	**4.6**	**56t**	**20**

RECEIVING	NO.	YDS.	AVG.	LG	TD
Harrison	109	1524	14.0	68	15
Pollard	47	739	15.7	86t	8
Wilkins	34	332	9.8	28	0
Rhodes	34	224	6.6	19	0
Dilger	32	343	10.7	44	1
Wayne	27	345	12.8	43	0
Pathon	24	330	13.8	60t	2
James	24	193	8.0	27	0
Insley	14	165	11.8	26	1
Simmons	2	17	8.5	12	0
McDougal	1	10	10.0	10	0
McKinney	1	5	5.0	5	0
COLTS	**349**	**4227**	**12.1**	**86t**	**27**
OPPONENTS	**311**	**3857**	**12.4**	**91t**	**30**

INTERCEPTIONS	NO.	YDS.	AVG.	LG	TD
Burris	3	69	23.0	30t	1
Macklin	3	15	5.0	11	0
Cota	2	21	10.5	12	0
Peterson	2	18	9.0	13	0
Harper	2	17	8.5	14	0
Phillips	1	18	18.0	18	0
Bashir	1	0	0.0	0	0
Walls	1	0	0.0	0	0
COLTS	**15**	**158**	**10.5**	**30t**	**1**
OPPONENTS	**23**	**545**	**23.7**	**78t**	**6**

PUNTING	NO.	YDS.	AVG.	TB	IN20	LG	BLK.
Smith	68	3023	44.5	12	12	65	0
COLTS	**68**	**3023**	**44.5**	**12**	**12**	**65**	**0**
OPPONENTS	**67**	**2861**	**42.7**	**6**	**26**	**59**	**0**

PUNT RETURNS	NO.	FC	YDS.	AVG.	LG	TD
Wilkins	21	4	219	10.4	78t	1
Insley	7	8	71	10.1	33	0
Harper	1	0	0	0.0	0	0
COLTS	**29**	**12**	**290**	**10.0**	**78t**	**1**
OPPONENTS	**35**	**13**	**486**	**13.9**	**67**	**1**

KICKOFF RETURNS	NO.	YDS.	AVG.	LG	TD
Wilkins	44	1007	22.9	50	0
McDougal	16	362	22.6	40	0
Rhodes	14	356	25.4	88t	1
Finn	3	29	9.7	13	0
Simmons	2	27	13.5	15	0
Nwokorie	2	15	7.5	9	0
Insley	1	23	23.0	23	0
Pathon	1	13	13.0	13	0
Cota	1	0	0.0	0	0
COLTS	**84**	**1832**	**21.8**	**88t**	**1**
OPPONENTS	**87**	**2006**	**23.1**	**64**	**0**

SACKS: Colts 40.0; Opponents 30.0; Bratzke 8.5-48.5; Washington 8.0-28.5; Nwokorie 5.0-19.5; Scioli 4.0-39.0; Johnson 3.5-38.5; Williams 3.0-21.0; Peterson 1.5-8.5; Thomas 1.5-7.5; Sword 1.0-24.0; Peter 1.0-8.0; Phillips 1.0-7.0; Morris 1.0-4.0, Bird 0.5-1.5; Macklin 0.5-1.5

USUAL STARTERS
PRO BOWLERS IN BOLDFACE

	OFFENSE		DEFENSE
WR	Reggie Wayne	LDE	Brad Scioli
LT	Tarik Glenn	LDT	Josh Williams
LG	Steve McKinney	RDT	Ellis Johnson
C	Jeff Saturday	RDE	Chad Bratzke
RG	Larry Moore	LLB	Marcus Washington
RT	Adam Meadows	MLB	Rob Morris
TE	**Ken Dilger**	RLB	Mike Peterson
WR	**Marvin Harrison**	LCB	Jeff Burris
QB	Peyton Manning	RCB	David Macklin
RB	Dominic Rhodes	SS	Chad Cota
TE	Marcus Pollard	FS	Idrees Bashir

PASSING	ATT.	COMP.	YDS.	PCT.	AVG./ATT.	TD	TD%	INT.	INT%	LG	SACKED	RATING
Manning	547	343	4131	62.7	7.55	26	4.8	23	4.2	86t	29/232	84.1
Rypien	9	5	57	55.6	6.33	0	0.0	0	0.0	21t	1/6	74.8
Dilger	1	1	39	100.0	39.00	1	100.0	0	0.0	39t	0/0	158.3
COLTS	**557**	**349**	**4227**	**62.7**	**7.59**	**27**	**4.8**	**23**	**4.1**	**86t**	**30/238**	**84.9**
OPPONENTS	**509**	**311**	**3857**	**61.1**	**7.58**	**30**	**5.9**	**15**	**2.9**	**91t**	**40/257**	**91.9**

2002

RECORD: 10-6 COACH: TONY DUNGY
SECOND – AFC SOUTH DIVISION
HOME: 5-3 AWAY: 5-3
DIV: 4-2 CONF: 8-4 NCONF: 2-2

*Sellout

DATE	RESULTS		OPPONENT	ATTENDANCE
9/8	W	28-25	@ Jacksonville	56,595
9/15	L	13-21	MIAMI	*56,650
9/22	W	23-3	@ Houston	69,204
10/6	W	28-21	CINCINNATI	*56,570
10/13	W	22-20	BALTIMORE	*56,174
10/21	L	10-28	@ Pittsburgh	62,800
10/27	L	21-26	@ Washington	80,169
11/3	L	15-23	TENNESSEE	*56,752
11/10	W	35-13	@ Philadelphia	65,660
11/17	W	20-3	DALLAS	*57,057
11/24	W	23-20 OT	@ Denver	75,075
12/1	W	19-3	HOUSTON	*56,820
12/8	L	17-27	@ Tennessee	68,804
12/15	W	28-23	@ Cleveland	73,098
12/22	L	27-44	NEW YORK GIANTS	*56,579
12/29	W	20-13	JACKSONVILLE	*56,755
1/4	**L**	**0-41**	**@ New York Jets**	**78,524**

TEAM STATISTICS	COLTS	OPP
TOTAL FIRST DOWNS	324	279
Rushing	93	114
Passing	213	148
Penalty	18	17
3rd Down: M/A/Pct.	102/227 44.9	74/198 37.4
4th Down: M/A/Pct.	13/17 76.5	10/21 47.6
TOTAL NET YARDS	5616	4909
Avg. Per Game	351.0	306.8
Total Plays	1048	963
Avg. Per Play	5.4	5.1
NET YARDS RUSHING	1561	1992
Avg. Per Game	97.6	124.5
Total Rushes	434	459
NET YARDS PASSING	4055	2917
Avg. Per Game	253.4	182.3
Tackled/Yards Lost	23/145	36/243
Gross Yards	4200	3160
Att./Completions	591/392	468/288
Completion Pct.	66.3	61.5
Had Intercepted	19	10
PUNTS/AVERAGE	67/39.9	74/41.7
NET PUNTING AVG.	67/34.9	74/36.0
PENALTIES/YARDS	91/730	102/746
FUMBLES/BALL LOST	26/13	37/17
TOUCHDOWNS	40	36
Rushing	12	16
Passing	27	19
Defense/Kicking	1/0	1/0
TIME OF POSSESSION	30:52	29:08

SCORE BY PERIODS	1	2	3	4	OT	TOTAL
COLTS	**55**	**75**	**59**	**157**	**3**	**349**
OPPONENTS	**83**	**94**	**64**	**72**	**0**	**313**

SCORING	TDR	TDP	TDRT	PAT	FG	2P	S	TP
Vanderjagt				34-34	23-31			103
Harrison		11				1		68
Mungro	8							48
Pollard		6				1		38
Wayne		4						24
James	2	1				1		20
Ismail		3						18
Manning	2							12
Roberg		1						6
Washington			1					6
R. Williams		1						6
COLTS	**12**	**27**	**1**	**34-34**	**23-31**	**3**	**0**	**349**
OPPONENTS	**16**	**19**	**1**	**32-34**	**21-26**	**1**	**0**	**313**

2-Point: Colts 3-6, Opponents 1-2

FGS	1-19	20-29	30-39	40-49	50+	TOT.
Vanderjagt	1-1	7-8	6-7	6-12	3-3	23-31
COLTS	**1-1**	**7-8**	**6-7**	**6-12**	**3-3**	**23-31**
OPP.	**0-0**	**11-12**	**6-6**	**3-4**	**1-4**	**21-26**

Vanderjagt: (33b)|**25**,**23**|**26**,**39**,47,**37**|()
(**39**,**50** **43**,**25**,**38**|(48,**41**)|(46)(48)
(23,**48**,42,**32**|(**41**,**54**,**51**)|**31**,**46**|(**44**,44)()
(**20**,**27**)|(**19**,**27**)

OPP.: (52,**27**)|(28)(54,**24**)|()|(**41**,**51**)|(48)
(**40**,**23**,**41**,**22**)|(**28**,**34**,**39**)|(**34**,**20**)|(**21**,52)()
(**34**)|(**35**,**29**)|(**29**)|(**20**)|(**32**,**23**)

RUSHING	NO.	YDS.	AVG.	LG	TD
James	277	989	3.6	20	2
Mungro	97	336	3.5	49	8
Manning	38	148	3.9	13	2
R. Williams	11	35	3.2	10	0
Walters	2	33	16.5	17	0
Harrison	2	10	5.0	8	0
Finn	5	8	1.6	5	0
Denson	2	2	1.0	3	0
COLTS	**434**	**1561**	**3.6**	**49**	**12**
OPPONENTS	**459**	**1992**	**4.3**	**67t**	**16**

RECEIVING	NO.	YDS.	AVG.	LG	TD
Harrison	143	1722	12.0	69	11
James	61	354	5.8	23	1
Wayne	49	716	14.6	49	4
Ismail	44	462	10.5	42t	3
Pollard	43	478	11.1	41t	6
Walters	18	207	11.5	27	0
Mungro	13	81	6.2	11	0
Davenport	8	70	8.8	22	0
Finn	6	31	5.2	12	0
Roberg	2	17	8.5	15	1
Wiggins	2	17	8.5	9	0
R. Williams	1	20	20.0	20t	1
D. Smith	1	14	14.0	14	0
Haddad	1	11	11.0	11	0
COLTS	**392**	**4200**	**10.7**	**69**	**27**
OPPONENTS	**288**	**3160**	**11.0**	**82t**	**19**

INTERCEPTIONS	NO.	YDS.	AVG.	LG	TD
Peterson	3	96	32.0	53	0
Bashir	2	4	2.0	4	0
Harris	2	0	0.0	0	0
Washington	1	40	40.0	40t	1
Macklin	1	30	30.0	30	0
Gibson	1	0	0.0	0	0
COLTS	**10**	**170**	**17.0**	**53**	**1**
OPPONENTS	**19**	**225**	**11.8**	**46**	**0**

PUNTING	NO.	YDS.	AVG.	TB	IN20	LG	BLK.
Smith	66	2672	40.5	9	26	69	1
COLTS	**67**	**2672**	**39.9**	**9**	**26**	**69**	**1**
OPPONENTS	**74**	**3083**	**41.7**	**7**	**23**	**64**	**0**

PUNT RETURNS	NO.	FC	YDS.	AVG.	LG	TD
Walters	35	15	270	7.7	34	0
Walker	2	0	6	3.0	5	0
Crosby	0	0	6	0.0	6	0
Haddad	0	1	0	0.0	0	0
COLTS	**37**	**16**	**282**	**7.6**	**34**	**0**
OPPONENTS	**27**	**17**	**156**	**5.8**	**53**	**0**

KICKOFF RETURNS	NO.	YDS.	AVG.	LG	TD
Walters	53	1150	21.7	44	0
Walker	3	50	16.7	28	0
Denson	2	38	19.0	20	0
Haddad	2	19	9.5	14	0
R. Williams	2	35	17.5	21	0
Doering	1	2	2.0	2	0
D. Smith	1	16	16.0	16	0
COLTS	**64**	**1310**	**20.5**	**44**	**0**
OPPONENTS	**74**	**1515**	**20.5**	**67**	**0**

SACKS: Colts 36.0, Opponents 23.0; Freeney 13.0-92; Scioli 7.0-41; Bratzke 6.0-41; Morris 3.0-23; Washington 2.0-13; Brock 1.0-9; Cannida 1.0-5; Gibson 1.0-11; Mallard 1.0-7; J. Williams 1.0-1

USUAL STARTERS
PRO BOWLERS IN BOLDFACE

	OFFENSE	DEFENSE
WR	Qadry Ismail	LDE Chad Bratzke
LT	Tarik Glenn	LDT Brad Scioli
LG	Rick DeMulling	RDT Larry Tripplett
C	Jeff Saturday	RDE Dwight Freeney
RG	Ryan Diem	LLB Mike Peterson
RT	Adam Meadows	MLB Rob Morris
TE	Marcus Pollard	RLB Marcus Washington
WR	**Marvin Harrison**	LCB Walt Harris
QB	**Peyton Manning**	RCB David Macklin
RB	Edgerrin James	SS David Gibson
TE	Joe Dean Davenport	FS Idrees Bashir
WR	Reggie Wayne	

PASSING	ATT.	COMP.	YDS.	PCT.	AVG./ATT.	TD	TD%	INT.	INT%	LG	SACKED	RATING
Manning	591	392	4200	66.3	7.11	27	4.6	19	3.2	69t	23/145	88.8
COLTS	**591**	**392**	**4200**	**66.3**	**7.11**	**27**	**4.6**	**19**	**3.2**	**69t**	**23/145**	**88.8**
OPPONENTS	**468**	**288**	**3160**	**61.5**	**6.75**	**19**	**4.1**	**10**	**2.1**	**82t**	**36/243**	**86.1**

2003

RECORD: 12-4 COACH: TONY DUNGY
FIRST – AFC SOUTH DIVISION
HOME: 5-3 ROAD: 7-1
DIV: 5-1 CONF: 9-3 NCONF: 3-1

***Sellout**

DATE		RESULTS	OPPONENT	ATTENDANCE
9/7	W	9-6	@ Cleveland	73,358
9/14	W	33-7	TENNESSEE	*56,999
9/21	W	23-13	JACKSONVILLE	55,770
9/28	W	55-21	@ New Orleans	70,020
10/6	W	38-35 OT	@ Tampa Bay	65,647
10/12	L	20-23 OT	CAROLINA	*57,082
10/26	W	30-21	HOUSTON	*56,132
11/2	W	23-17	@ Miami	73,258
11/9	L	23-28	@ Jacksonville	45,037
11/16	W	38-31	NEW YORK JETS	*56,801
11/23	W	17-14	@ Buffalo	73,004
11/30	L	34-38	NEW ENGLAND	*57,102
12/7	W	29-27	@ Tennessee	68,809
12/14	W	38-7	ATLANTA	*57,103
12/21	L	17-31	DENVER	*57,149
12/28	W	20-17	@ Houston	70,680
1/4	**W**	**41-10**	**DENVER**	***56,586**
1/11	**W**	**38-31**	**@ Kansas City**	**79,159**
1/18	**L**	**14-24**	**@ New England**	**68,436**

TEAM STATISTICS	COLTS	OPP
TOTAL FIRST DOWNS	348	279
Rushing	104	117
Passing	212	138
Penalty	32	24
3rd Down: M/A/Pct.	91/217 41.9	72/188 38.3
4th Down: M/A/Pct.	11/17 64.7	6/11 54.5
TOTAL NET YARDS	5874	4789
Avg. Per Game	367.1	299.3
Total Plays	1041	913
Avg. Per Play	5.6	5.2
NET YARDS RUSHING	1695	1980
Avg. Per Game	105.9	123.8
Total Rushes	453	437
NET YARDS PASSING	4179	2809
Avg. Per Game	261.2	175.6
Tackled/Yards Lost	19/110	31/225
Gross Yards	4289	3034
Att./Completions	569/381	445/277
Completion Pct.	67.0	62.2
Had Intercepted	10	15
PUNTS/AVERAGE	64/41.3	74/42.1
NET PUNTING AVG.	64/35.4	74/37.8
PENALTIES/YARDS	92/662	123/1005
FUMBLES/BALL LOST	25/10	30/15
TOUCHDOWNS	48	41
Rushing	16	19
Passing	29	18
Defense/Kicking	3/0	2/2
TIME OF POSSESSION	30:54	29:06

SCORE BY PERIODS	1	2	3	4	OT	TOTAL
COLTS	**61**	**135**	**130**	**118**	**3**	**447**
OPPONENTS	**75**	**89**	**83**	**86**	**3**	**336**

SCORING	TDR	TDP	TDRT	PAT	FG	2P	S	TP
Vanderjagt				46-46	37-37			157
James	11							66
Harrison		10						60
Wayne		7						42
Pollard		3						18
Stokley		3						18
Walters		3						18
R. Williams	2	1						18
Mungro	2					1		14
Brackett			1					6
Clark		1						6
Freeney			1					6
Harper			1					6
Rhodes		1						6
H. Smith	1							6
COLTS	**16**	**29**	**3**	**46-46**	**37-37**	**1**	**0**	**447**
OPPONENTS	**19**	**18**	**4**	**38-38**	**16-21**	**0**	**0**	**336**

2-Point: Colts 1-2, Opponents 2-3

FGS	1-19	20-29	30-39	40-49	50+	TOT.
Vanderjagt	0-0	17-17	7-7	12-12	1-1	37-37
COLTS	**0-0**	**17-17**	**7-7**	**12-12**	**1-1**	**37-37**
OPP.	**1-1**	**5-5**	**3-3**	**7-10**	**0-2**	**16-21**

Vanderjagt: (**22**,**46**,**45**) (**29**,**41**,**23**,**48**)(**46**,**36**,**29**) (**41**,**42**)(**29**)(**39**,**22**)(**31**,**29**,**22**)(**50**,**44**,**25**) (**27**,**26**,**27**)(**31**)(**24**)(**40**,**29**) (**21**,**35**,**36**,**23**,**26**)(**43**)(**40**)(**39**,**43**)

OPP.: (**19**,**20**)()(46,**49**,41,**37**)(**38**,**43**)(60,62b) (**29**,**23**,**47**)()(**23**)()()(**43**)(48)(**43**)(**40**,**40**)() (**24**)(**36**)

RUSHING	NO.	YDS.	AVG.	LG	TD
James	310	1259	4.1	43	11
Rhodes	37	157	4.2	25	0
R. Williams	48	155	3.2	19	2
Mungro	24	60	2.5	9	2
Manning	28	26	0.9	10	0
H. Smith	1	21	21.0	21t	1
Huard	3	8	2.7	9	0
Walters	1	6	6.0	6	0
Harrison	1	3	3.0	3	0
COLTS	**453**	**1695**	**3.7**	**43**	**16**
OPPONENTS	**437**	**1980**	**4.5**	**42**	**19**

RECEIVING	NO.	YDS.	AVG.	LG	TD
Harrison	94	1272	13.5	79t	10
Wayne	68	838	12.3	57t	7
James	51	292	5.7	17	0
Pollard	40	541	13.5	70	3
Walters	36	456	12.7	46t	3
Clark	29	340	11.7	42	1
Stokley	22	211	9.6	37t	3
R. Williams	22	157	7.1	17t	1
Moorehead	7	101	14.4	35	0
Rhodes	6	62	10.3	27	1
Davenport	3	23	7.7	9	0
Pyatt	1	2	2.0	2	0
Manning	1	-2	-2.0	-2	0
Mungro	1	-4	-4.0	-4	0
COLTS	**381**	**4289**	**11.3**	**79t**	**29**
OPPONENTS	**277**	**3034**	**11.0**	**74t**	**18**

INTERCEPTIONS	NO.	YDS.	AVG.	LG	TD
Harper	4	121	30.3	75t	1
Strickland	2	43	21.5	24	0
Nelson	2	22	11.0	12	0
Bashir	2	9	4.5	9	0
Thornton	2	3	1.5	2	0
Brackett	1	31	31.0	31t	1
Doss	1	15	15.0	15	0
Macklin	1	0	0.0	0	0
COLTS	**15**	**244**	**16.3**	**75t**	**2**
OPPONENTS	**10**	**125**	**12.5**	**41**	**1**

PUNTING	NO.	YDS.	AVG.	TB	IN20	LG	BLK.
Smith	62	2617	42.2	3	20	55	1
Vanderjagt	1	29	29.0	0	1	29	0
COLTS	**63**	**2646**	**41.3**	**3**	**21**	**55**	**1**
OPPONENTS	**74**	**3115**	**42.1**	**4**	**32**	**64**	**0**

PUNT RETURNS	NO.	FC	YDS.	AVG.	LG	TD
Pyatt	12	8	110	9.2	21	0
Walters	11	7	105	9.5	26	0
Wilkins	7	0	25	3.6	16	0
Macklin	1	1	0	0.0	0	0
Harrison	0	1	0	0.0	0	0
COLTS	**31**	**16**	**240**	**7.7**	**26**	**0**
OPPONENTS	**32**	**15**	**319**	**10.0**	**36**	**0**

KICKOFF RETURNS	NO.	YDS.	AVG.	LG	TD
Pyatt	19	544	28.6	90	0
Rhodes	16	411	25.7	49	0
Wilkins	14	325	23.2	42	0
Walters	6	126	21.0	34	0
R. Williams	4	67	16.8	23	0
Mungro	2	7	3.5	5	0
D. Smith	1	15	15.0	15	0
Pollard	1	9	9.0	9	0
Allen	1	6	6.0	6	0
COLTS	**64**	**1510**	**23.6**	**90**	**0**
OPPONENTS	**93**	**1999**	**21.5**	**92t**	**2**

SACKS: Colts 31.0, Opponents 19.0; Freeney 11.0-89; Washington 6.0-41; Mathis 3.5-30; Bratzke 3.0-14; Brock 2.0-8; Team 1.0-12; J. Williams 1.0-11; Brackett 1.0-9; Tripplett 1.0-6.5; Thornton 1.0-2; Reagor 0.5-2.5

USUAL STARTERS
PRO BOWLERS IN BOLDFACE

	OFFENSE		DEFENSE
WR	Reggie Wayne	LDE	Raheem Brock
LT	Tarik Glenn	LDT	Larry Tripplett
LG	Rick DeMulling	RDT	Montae Reagor
C	Jeff Saturday	**RDE**	**Dwight Freeney**
RG	Steve Sciullo	LLB	Marcus Washington
RT	Ryan Diem	MLB	Rob Morris
TE	Marcus Pollard	RLB	David Thornton
WR	**Marvin Harrison**	LCB	Walt Harris
QB	**Peyton Manning**	RCB	Nick Harper
RB	Edgerrin James	SS	Mike Doss
TE	Dallas Clark	FS	Idrees Bashir
K	**Mike Vanderjagt**		

PASSING	ATT.	COMP.	YDS.	PCT.	AVG./ATT.	TD	TD%	INT.	INT%	LG	SACKED	RATING
Manning	566	379	4267	67.0	7.54	29	5.1	10	1.8	79t	18/107	99.0
Huard	3	2	22	66.7	7.33	0	0.0	0	0.0	13	1/3	88.2
COLTS	**569**	**381**	**4289**	**67.0**	**7.54**	**29**	**5.1**	**10**	**1.8**	**79t**	**19/110**	**99.0**
OPPONENTS	**445**	**277**	**3034**	**62.2**	**6.82**	**18**	**4.0**	**15**	**3.4**	**74t**	**31/225**	**81.8**

2004

RECORD: 12-4 COACH: TONY DUNGY
FIRST – AFC SOUTH DIVISION
HOME: 7-1 ROAD: 5-3
DIV: 5-1 CONF: 8-4 NCONF: 4-0

*Sellout

DATE		RESULTS	OPPONENT	ATTENDANCE
9/9	L	24-27	@ New England	68,756
9/19	W	31-17	@ Tennessee	68,932
9/26	W	45-31	GREEN BAY	*57,280
10/3	W	24-17	@ Jacksonville	73,114
10/10	W	35-14	OAKLAND	*57,230
10/24	L	24-27	JACKSONVILLE	*56,615
10/31	L	35-45	@ Kansas City	78,312
11/8	W	31-28	MINNESOTA	*57,307
11/14	W	49-14	HOUSTON	*56,511
11/21	W	41-10	@ Chicago	61,908
11/25	W	41- 9	@ Detroit	63,107
12/5	W	51-24	TENNESSEE	*57,278
12/12	W	23-14	@ Houston	70,762
12/19	W	20-10	BALTIMORE	*57,240
12/26	W	34-31 OT	SAN DIEGO	*57,330
1/2	L	14-33	@ Denver	75,149
1/9	**W**	**49-24**	**DENVER**	***56,609**
1/16	**L**	**3-20**	**@ New England**	**68,756**

TEAM STATISTICS	COLTS	OPP
TOTAL FIRST DOWNS	379	331
Rushing	94	103
Passing	238	209
Penalty	47	19
3rd Down: M/A/Pct.	70/164 42.7	91/217 41.9
4th Down: M/A/Pct.	4/7 57.1	9/28 32.1
TOTAL NET YARDS	6475	5929
Avg. Per Game	404.7	370.6
Total Plays	968	1042
Avg. Per Play	6.7	5.7
NET YARDS RUSHING	1852	2037
Avg. Per Game	115.8	127.3
Total Rushes	427	440
NET YARDS PASSING	4623	3892
Avg. Per Game	288.9	243.3
Tackled/Yards Lost	14/109	45/340
Gross Yards	4732	4232
Att./Completions	527/353	557/364
Completion Pct.	67.0	65.4
Had Intercepted	10	19
PUNTS/AVERAGE	54/45.2	52/42.7
NET PUNTING AVG.	54/36.8	52/37.9
PENALTIES/YARDS	106/801	116/877
FUMBLES/BALL LOST	19/7	36/17
TOUCHDOWNS	66	39
Rushing	10	12
Passing	51	26
Defense/Kicking	3/2	0/1
TIME OF POSSESSION	28:40	31:20

SCORE BY PERIODS	1	2	3	4	OT	TOTAL
COLTS	**120**	**157**	**118**	**124**	**3**	**522**
OPPONENTS	**78**	**102**	**73**	**98**	**0**	**351**

SCORING	TDR	TDP	TDRT	PAT	FG	2P	S	TP
Vanderjagt				59-60	20-25			119
Harrison		15						90
Wayne		12						72
Stokley		10						60
James	9					1		56
Pollard		6						36
Clark		5						30
Mungro		3						18
Rhodes	1		1					12
David			1					6
Hutchins			1					6
Morris			1					6
Sanders			1					6
Bryant				5-5	0-1			5
COLTS	**10**	**51**	**5**	**64-65**	**20-26**	**1**	**0**	**522**
OPPONENTS	**12**	**26**	**1**	**36-36**	**25-31**	**3**	**0**	**351**

2-Point: Colts 1-1, Opponents 3-3

FGS	1-19	20-29	30-39	40-49	50+	TOT.
Vanderjagt	0-0	6-6	9-11	5-7	0-1	20-25
Bryant	0-0	0-0	0-0	0-1	0-0	0-1
COLTS	**0-0**	**6-6**	**9-11**	**5-8**	**0-1**	**20-26**
OPP.	**0-0**	**6-6**	**7-9**	**9-11**	**3-5**	**25-31**

Vanderjagt: (**32**,48)(**28**)(**45**)(**46**)()(**34**)(54)(**35**)(39)(**34**,**20**)()(**47**,**20**,**37**)(**30**,**43**,**44**)(**24**,**33**,33)(**36**,**26**,**23**,47,**30**)()

Bryant: ()()()()(44)()()()()()()()()()

OPP.: (**32**,**43**)(**39**)(**38**,52)(35,**48**,**42**,**22**)()(**26**,**32**,**26**,**53**)(**32**)(**42**,**23**)(55)(**51**)(**20**,**34**,48,**32**)(**45**,43b)()(**42**,31b)(**50**)(**45**,**23**,**40**,**40**)

RUSHING	NO.	YDS.	AVG.	LG	TD
James	334	1548	4.6	40	9
Rhodes	53	254	4.8	55	1
Manning	25	38	1.5	19	0
Mungro	5	19	3.8	8	0
Smith	1	2	2.0	2	0
Wayne	1	-4	-4.0	-4	0
Sorgi	8	-5	-0.6	2	0
COLTS	**427**	**1852**	**4.3**	**55**	**10**
OPPONENTS	**440**	**2037**	**4.6**	**47**	**12**

RECEIVING	NO.	YDS.	AVG.	LG	TD
Harrison	86	1113	12.9	59	15
Wayne	77	1210	15.7	71t	12
Stokley	68	1077	15.8	69t	10
James	51	483	9.5	56	0
Pollard	29	309	10.7	31	6
Clark	25	423	16.9	80t	5
Mungro	7	36	5.1	16	3
Hartsock	4	33	8.3	17	0
Rhodes	2	24	12.0	20	0
Pyatt	2	12	6.0	7	0
Moorehead	1	7	7.0	7	0
Walters	1	5	5.0	5	0
COLTS	**353**	**4732**	**13.4**	**80t**	**51**
OPPONENTS	**364**	**4232**	**11.6**	**79t**	**26**

INTERCEPTIONS	NO.	YDS.	AVG.	LG	TD
David	4	36	9.0	34t	1
Harper	3	12	4.0	12	0
June	2	71	35.5	71	0
Doss	2	32	16.0	32	0
Brackett	2	2	1.0	2	0
Hutchins	1	77	77.0	77t	1
Morris	1	17	17.0	17	0
Thornton	1	5	5.0	5	0
Bacon	1	0	0.0	0	0
Jefferson	1	0	0.0	0	0
Nelson	1	0	0.0	0	0
COLTS	**19**	**252**	**13.3**	**77t**	**2**
OPPONENTS	**10**	**191**	**19.1**	**65**	**0**

PUNTING	NO.	YDS.	AVG.	TB	IN20	LG	BLK.
Smith	54	2443	45.2	3	21	62	0
COLTS	**54**	**2443**	**45.2**	**3**	**21**	**62**	**0**
OPPONENTS	**52**	**2220**	**42.7**	**4**	**16**	**64**	**0**

PUNT RETURNS	NO.	FC	YDS.	AVG.	LG	TD
David	8	4	50	6.3	13	0
Pyatt	8	5	47	5.9	13	0
Walters	7	6	40	5.7	14	0
Moorehead	1	0	34	34.0	34	0
COLTS	**24**	**15**	**171**	**7.1**	**34**	**0**
OPPONENTS	**29**	**13**	**395**	**13.6**	**91t**	**1**

KICKOFF RETURNS	NO.	YDS.	AVG.	LG	TD
Rhodes	48	1188	24.8	88t	1
Pyatt	10	230	23.0	32	0
Mungro	7	111	15.9	24	0
Walters	1	16	16.0	16	0
Peko	0	0	0.0	0	0
COLTS	**66**	**1545**	**23.4**	**88t**	**1**
OPPONENTS	**92**	**1960**	**21.3**	**71**	**0**

SACKS: Colts 45.0, Opponents 14.0; Freeney 16.0-120; Mathis 10.5-90; Brock 6.5-48; Reagor 5.0-24; Morris 3.0-18; Scioli 2.0-32; Thomas 1.0-6; Doss 1.0-2

USUAL STARTERS
PRO BOWLERS IN BOLDFACE

	OFFENSE		DEFENSE
WR	Reggie Wayne	LDE	Raheem Brock
LT	**Tarik Glenn**	LDT	Montae Reagor
LG	Rick DeMulling	RDT	Josh Williams
C	Jeff Saturday	**RDE**	**Dwight Freeney**
RG	Jake Scott/Tupe Peko	LLB	David Thornton
RT	Ryan Diem	MLB	Rob Morris
TE	Marcus Pollard	RLB	Cato June
WR	**Marvin Harrison**	LCB	Nick Harper
QB	**Peyton Manning**	RCB	Jason David
RB	**Edgerrin James**	SS	Mike Doss
TE	Dallas Clark	FS	Idrees Bashir

PASSING	ATT.	COMP.	YDS.	PCT.	AVG./ATT.	TD	TD%	INT.	INT%	LG	SACKED	RATING
Manning	497	336	4557	67.6	9.17	49	9.9	10	2.0	80t	13/101	121.1
Sorgi	29	17	175	58.6	6.03	2	6.9	0	0.0	71t	1/8	99.1
Saturday	1	0	0	0.0	0.00	0	0.0	0	0.0	0	0/0	39.6
COLTS	**527**	**353**	**4732**	**67.0**	**8.98**	**51**	**9.7**	**10**	**1.9**	**80t**	**14/109**	**119.7**
OPPONENTS	**557**	**364**	**4232**	**65.4**	**7.60**	**26**	**4.7**	**19**	**3.4**	**79t**	**45/340**	**89.5**

2005

RECORD: 14-2 COACH: TONY DUNGY

FIRST – AFC SOUTH DIVISION

HOME: 7-1 ROAD: 7-1

DIV: 6-0 CONF: 11-1 NCONF: 3-1

*Sellout

DATE	RESULTS		OPPONENT	ATTENDANCE
9/11	W	24-7	@ Baltimore	70,501
9/18	W	10-3	JACKSONVILLE	*56,460
9/25	W	13-6	CLEVELAND	*57,127
10/2	W	31-10	@ Tennessee	69,149
10/9	W	28-3	@ San Francisco	68,048
10/17	W	45-28	ST. LOUIS	*57,307
10/23	W	38-20	@ Houston	70,621
11/7	W	40-21	@ New England	68,756
11/13	W	31-17	HOUSTON	*57,209
11/20	W	45-37	@ Cincinnati	65,995
11/28	W	26-7	PITTSBURGH	*57,442
12/4	W	35-3	TENNESSEE	*57,228
12/11	W	26-18	@ Jacksonville	67,164
12/18	L	17-26	SAN DIEGO	*57,389
12/24	L	13-28	@ Seattle	67,855
1/1	W	17-13	ARIZONA	*57,211
1/15	**L**	**18-21**	**PITTSBURGH**	***57,449**

TEAM STATISTICS	COLTS	OPP
TOTAL FIRST DOWNS	363	269
Rushing	116	91
Passing	217	163
Penalty	30	15
3rd Down: M/A/Pct.	91/187 48.7	76/207 36.7
4th Down: M/A/Pct.	8/13 61.5	14/24 58.3
TOTAL NET YARDS	5799	4913
Avg. Per Game	362.4	307.1
Total Plays	1000	953
Avg. Per Play	5.8	5.2
NET YARDS RUSHING	1703	1762
Avg. Per Game	106.4	110.1
Total Rushes	465	398
NET YARDS PASSING	4096	3151
Avg. Per Game	256.0	196.9
Tackled/Yards Lost	20/95	46/318
Gross Yards	4191	3469
Att./Completions	515/347	509/343
Completion Pct.	67.4	67.4
Had Intercepted	11	18
PUNTS/AVERAGE	52/44.3	67/41.7
NET PUNTING AVG.	52/37.1	67/36.9
PENALTIES/YARDS	94/690	119/857
FUMBLES/BALL LOST	14/8	32/13
TOUCHDOWNS	53	27
Rushing	18	9
Passing	31	17
Defense/Kicking	4/0	0/1
TIME OF POSSESSION	30:22	29:38

SCORE BY PERIODS	1	2	3	4	OT	TOTAL
COLTS	**90**	**122**	**119**	**108**	**0**	**439**
OPPONENTS	**61**	**63**	**47**	**76**	**0**	**247**

SCORING	TDR	TDP	TDRT	PAT	FG	2P	S	TP
Vanderjagt				52-52	23-25			121
James	13	1						84
Harrison		12						72
Wayne		5						30
Clark		4						24
Rhodes	4							24
Fletcher		3						18
Walters		3						18
June			2					12
Utecht		2						12
Carthon	1							6
Reagor			1					6
Stokley		1						6
Tripplett			1					6
Rayner					0-1			0
COLTS	**18**	**31**	**4**	**52-52**	**23-26**	**0**	**0**	**439**
OPPONENTS	**9**	**17**	**1**	**24-24**	**19-27**	**2**	**0**	**247**

2-Point: Colts 0-1, Opponents 2-3

FGS	1-19	20-29	30-39	40-49	50+	TOT.
Vanderjagt	1-1	9-9	6-7	7-8	0-1	23-26
Rayner	0-0	0-0	0-0	0-0	0-1	0-1
COLTS	**1-1**	**9-9**	**6-7**	**7-8**	**0-1**	**23-26**
OPP.	**0-0**	**8-8**	**3-5**	**8-12**	**0-2**	**19-27**

Vanderjagt: (**20**)(**41**)(**20,23**)(**20**)(48,**22**)(**36**)(**35,20**) (**45**)(**19**)(**29,48,44,28**)() (**40,34,38,46**)(**32**)(**24**,31b,**32**)(**44**)

Rayner: ()(XXXXXXXXXXXX)(59)()()

OPP.: (38,47,45)(42,**28**)(**40,22**)(**34**,38)(**30**)(**29,49**)()()(**24**)(**43,41,44**)(41)(51,**24**)(**27**)(**36,20,48,49**)(57)(**28,42**)

RUSHING	NO.	YDS.	AVG.	LG	TD
James	360	1506	4.2	33	13
Rhodes	40	118	3.0	24	4
Manning	33	45	1.4	12	0
Carthon	13	18	1.4	7	1
Mungro	7	15	2.1	7	0
Sorgi	12	1	0.1	6	0
COLTS	**465**	**1703**	**3.7**	**33**	**18**
OPPONENTS	**398**	**1762**	**4.4**	**83t**	**9**

RECEIVING	NO.	YDS.	AVG.	LG	TD
Wayne	83	1055	12.7	66t	5
Harrison	82	1146	14.0	80t	12
James	44	337	7.7	20	1
Stokley	41	543	13.2	45	1
Clark	37	488	13.2	56	4
Fletcher	18	202	11.2	23	3
Walters	14	152	10.9	39	3
Rhodes	12	88	7.3	15	0
Moorehead	7	75	10.7	24	0
Utecht	3	59	19.7	26t	2
Mungro	3	28	9.3	17	0
Hartsock	2	8	4.0	7	0
Carthon	1	10	10.0	10	0
COLTS	**347**	**4191**	**12.1**	**80t**	**31**
OPPONENTS	**343**	**3469**	**10.1**	**68t**	**17**

INTERCEPTIONS	NO.	YDS.	AVG.	LG	TD
June	5	115	23.0	36	2
Brackett	3	50	16.7	31	0
Harper	3	41	13.7	21	0
David	2	13	6.5	13	0
Doss	2	8	4.0	8	0
Gardner	1	16	16.0	16	0
Jackson	1	16	16.0	16	0
Sanders	1	0	0.0	0	0
COLTS	**18**	**259**	**14.4**	**36**	**2**
OPPONENTS	**11**	**136**	**12.4**	**36**	**0**

PUNTING	NO.	YDS.	AVG.	TB	IN20	LG	BLK.
Smith	52	2301	44.3	5	23	58	0
COLTS	**52**	**2301**	**44.3**	**5**	**23**	**58**	**0**
OPPONENTS	**67**	**2791**	**41.7**	**7**	**17**	**62**	**0**

PUNT RETURNS	NO.	FC	YDS.	AVG.	LG	TD
Walters	21	25	172	8.2	29	0
Harrison	1	0	10	10.0	10	0
David	1	0	0	0.0	0	0
Jackson	1	0	0	0.0	0	0
COLTS	**24**	**25**	**182**	**7.6**	**29**	**0**
OPPONENTS	**25**	**15**	**272**	**10.9**	**29**	**0**

KICKOFF RETURNS	NO.	YDS.	AVG.	LG	TD
Rhodes	41	855	20.9	39	0
Carthon	5	92	18.4	25	0
Mungro	2	39	19.5	22	0
Jefferson	1	11	11.0	11	0
Walters	1	13	13.0	13	0
Utecht	1	7	7.0	7	0
COLTS	**51**	**1017**	**19.9**	**39**	**0**
OPPONENTS	**89**	**1978**	**22.2**	**89t**	**1**

SACKS: Colts 46.0, Opponents 20.0; Mathis 11.5-110; Freeney 11.0-71.5; Brock 6.5-52.5; Reagor 5.5-21; Tripplett 4.0-26; Thomas 3.0-23 Thornton 2.0-7; Brackett 1.0-0; Gardner 1.0-5; Labinjo 0.5-2

USUAL STARTERS
PRO BOWLERS IN BOLDFACE

	OFFENSE	DEFENSE
WR	Reggie Wayne	LDE Raheem Brock
LT	**Tarik Glenn**	LDT Corey Simon
LG	Ryan Lilja	RDT Montae Reagor
C	**Jeff Saturday**	**RDE Dwight Freeney**
RG	Jake Scott	LLB David Thornton
RT	Ryan Diem	MLB Gary Brackett
TE	Dallas Clark	**RLB Cato June**
WR	**Marvin Harrison**	LCB Nick Harper
QB	**Peyton Manning**	RCB Jason David
RB	**Edgerrin James**	SS Mike Doss
TE	Bryan Fletcher	**FS Bob Sanders**

PASSING	ATT.	COMP.	YDS.	PCT.	AVG./ATT.	TD	TD%	INT.	INT%	LG	SACKED	RATING
Manning	453	305	3747	67.3	8.27	28	6.2	10	2.2	80t	17/81	104.1
Sorgi	61	42	444	68.9	7.28	3	4.9	1	1.6	45	3/14	99.4
Smith	1	0	0	0.0	0.00	0	0.0	0	0.0	0	0/0	39.6
COLTS	**515**	**347**	**4191**	**67.4**	**8.14**	**31**	**6.0**	**11**	**2.1**	**80t**	**20/95**	**103.3**
OPPONENTS	**509**	**343**	**3469**	**67.4**	**6.82**	**17**	**3.3**	**18**	**3.5**	**68t**	**46/318**	**83.0**

2006

WORLD CHAMPIONS

RECORD: 12-4 COACH: TONY DUNGY

FIRST – AFC SOUTH DIVISION

HOME: 8-0 ROAD: 4-4

DIV: 3-3 CONF: 9-3 NCONF: 3-1

*Sellout

DATE		RESULTS	OPPONENT	ATTENDANCE
9/10	W	26-21	@ New York Giants	78,622
9/17	W	43-24	HOUSTON	*56,614
9/24	W	21-14	JACKSONVILLE	*57,041
10/1	W	31-28	@ New York Jets	77,190
10/8	W	14-13	TENNESSEE	*57,021
10/22	W	36-22	WASHINGTON	*57,274
10/29	W	34-31	@ Denver	76,767
11/5	W	27-20	@ New England	68,756
11/12	W	17-16	BUFFALO	*57,306
11/19	L	14-21	@ Dallas	63,706
11/26	W	45-21	PHILADELPHIA	*57,296
12/3	L	17-20	@ Tennessee	69,143
12/10	L	17-44	@ Jacksonville	67,164
12/18	W	34-16	CINCINNATI	*57,292
12/24	L	24-27	@ Houston	70,132
12/31	W	27-22	MIAMI	*57,310
1/6	**W**	**23-8**	**KANSAS CITY**	***57,215**
1/13	**W**	**15-6**	**@ Baltimore**	**71,162**
1/21	**W**	**38-34**	**NEW ENGLAND**	***57,433**
2/4	**W**	**29-17**	**Chicago (at Miami)**	**74,512**

TEAM STATISTICS	COLTS	OPP
TOTAL FIRST DOWNS	376	325
Rushing	112	150
Passing	241	150
Penalty	23	25
3rd Down: M/A/Pct.	105/187 56.1	90/191 47.1
4th Down: M/A/Pct.	0/4 0.0	11/14 78.6
TOTAL NET YARDS	6070	5316
Avg. Per Game	379.4	332.3
Total Plays	1011	959
Avg. Per Play	6.0	5.5
NET YARDS RUSHING	1762	2768
Avg. Per Game	110.1	173.0
Total Rushes	439	519
NET YARDS PASSING	4308	2548
Avg. Per Game	269.3	159.3
Tackled/Yards Lost	15/89	25/157
Gross Yards	4397	2705
Att./Completions	557/362	415/266
Completion Pct.	65.0	64.1
Had Intercepted	9	15
PUNTS/AVERAGE	48/43.4	47/43.3
NET PUNTING AVG.	48/34.5	47/36.8
PENALTIES/YARDS	86/718	86/667
FUMBLES/BALL LOST	13/10	28/11
TOUCHDOWNS	50	41
Rushing	17	20
Passing	31	16
Defense/Kicking	1/1	2/3
TIME OF POSSESSION	29:32	30:28

SCORE BY PERIODS	1	2	3	4	OT	TOTAL
COLTS	**68**	**138**	**106**	**115**	**0**	**427**
OPPONENTS	**44**	**127**	**59**	**130**	**0**	**360**

SCORING	TDR	TDP	TDRT	PAT	FG	2P	S	TP
Vinatieri				38-38	25-28			113
Harrison		12						72
Wayne		9				1		56
Addai	7	1						48
Rhodes	5							30
Clark		4						24
Manning	4							24
Fletcher		2						12
Gramatica				9-9	1-1			12
Carthon	1							6
Hayden			1					6
Klecko		1						6
Moorehead		1						6
Stokley		1						6
Wilkins			1					6
Smith				0-1				0
COLTS	**17**	**31**	**2**	**47-48**	**26-29**	**1**	**0**	**427**
OPPONENTS	**20**	**16**	**5**	**40-40**	**24-35**	**1**	**0**	**360**

2-Point: Colts 1-2, Opponents 1-1

FGS	1-19	20-29	30-39	40-49	50+	TOT.
Vinatieri	1-1	3-3	12-13	9-10	0-1	25-28
Gramatica	0-0	1-1	0-0	0-0	0-0	1-1
COLTS	**1-1**	**4-4**	**12-13**	**9-10**	**0-1**	**26-29**
OPP.	**0-0**	**8-9**	**5-8**	**10-17**	**1-1**	**24-35**

Vinatieri: (**26**,**32**,**48**,**32**)(**39**,**43**,**38**)(X)(X)(**30**,**19**,**47**)(**42**,**30**,**48**,**37**)(**23**,37,**31**,46)(**31**)(X)(**44**)(53,**20**)(**41**)(**30**,**44**)(**33**)(**46**,**34**)

Gramatica: ()()()(**20**)()()()()()()()()()()

OPP.: (40)(**43**)(24,49)()(**22**,**47**)(49,35)(**49**)(**49**,36,**26**)(**22**,**30**,**43**,41)(43,46)(36)(**25**,**60**)(48,**48**,**34**,**46**)(**27**,**30**,**28**)(**42**,**48**)(**28**,**38**,**42**,**27**,**34**)

RUSHING	NO.	YDS.	AVG.	LG	TD
Addai	226	1081	4.8	41	7
Rhodes	187	641	3.4	17	5
Manning	23	36	1.6	12	4
Carthon	3	4	1.3	3t	1
COLTS	**439**	**1762**	**4.0**	**41**	**17**
OPPONENTS	**519**	**2768**	**5.3**	**76**	**20**

RECEIVING	NO.	YDS.	AVG.	LG	TD
Harrison	95	1366	14.4	68t	12
Wayne	86	1310	15.2	51t	9
Addai	40	325	8.1	21t	1
Utecht	37	377	10.2	26	0
Rhodes	36	251	7.0	27	0
Clark	30	367	12.2	40	4
Fletcher	18	202	11.2	26	2
Stokley	8	85	10.6	23	1
Moorehead	8	82	10.3	36	1
Proehl	3	30	10.0	13	0
Klecko	1	2	2.0	2t	1
COLTS	**362**	**4397**	**12.1**	**68t**	**31**
OPPONENTS	**266**	**2705**	**10.2**	**46**	**16**

INTERCEPTIONS	NO.	YDS.	AVG.	LG	TD
Harper	3	18	6.0	19	0
June	3	14	4.7	8	0
Doss	2	47	23.5	31	0
David	2	16	8.0	16	0
Bethea	1	38	38.0	38	0
Jackson	1	24	24.0	24	0
Boiman	1	0	0.0	0	0
Giordano	1	0	0.0	0	0
Sanders	1	0	0.0	0	0
COLTS	**15**	**157**	**10.5**	**38**	**0**
OPPONENTS	**9**	**136**	**15.1**	**39t**	**1**

PUNTING	NO.	YDS.	AVG.	TB	IN20	LG	BLK.
Smith	47	2085	44.4	5	14	61	1
COLTS	**48**	**2085**	**43.4**	**5**	**14**	**61**	**1**
OPPONENTS	**47**	**2036**	**43.3**	**5**	**17**	**63**	**0**

PUNT RETURNS	NO.	FC	YDS.	AVG.	LG	TD
Wilkins	21	13	193	9.2	82t	1
Rushing	2	2	14	7.0	8t	0
COLTS	**23**	**15**	**207**	**9.0**	**82t**	**1**
OPPONENTS	**25**	**9**	**327**	**13.1**	**87t**	**1**

KICKOFF RETURNS	NO.	YDS.	AVG.	LG	TD
Wilkins	52	1272	24.5	70	0
Rushing	2	67	33.5	47	0
Carthon	2	21	10.5	21	0
Da.Reid	1	3	3.0	3	0
Hayden	1	1	1.0	1	0
Dorsey	0	4	0.0	4	0
COLTS	**58**	**1368**	**23.6**	**70**	**0**
OPPONENTS	**78**	**2029**	**26.0**	**103t**	**2**

SACKS: Colts 25.0, Opponents 15.0; Mathis 9.5-68.5; Freeney 5.5-35.5; Brock 3.0-13.5; McFarland 2.5-11.5; June 1.0-3.0; Reagor 1.0-5.0; Thomas 1.0-8.0; Team 1.0-7.0; Schobel 0.5-5.0

USUAL STARTERS
PRO BOWLERS IN BOLDFACE

	OFFENSE		DEFENSE
WR	**Reggie Wayne**	LDE	Robert Mathis
LT	**Tarik Glenn**	LDT	Anthony McFarland
LG	Dylan Gandy	RDT	Raheem Brock
C	**Jeff Saturday**	RDE	Dwight Freeney
RG	Jake Scott	LLB	Gilbert Gardner
RT	Ryan Diem	MLB	Gary Brackett
TE	Dallas Clark	RLB	Cato June
WR	**Marvin Harrison**	LCB	Nick Harper
QB	**Peyton Manning**	RCB	Jason David
RB	Dominic Rhodes	SS	Antoine Bethea
H-B	Ben Utecht	FS	Marlin Jackson

PASSING	ATT.	COMP.	YDS.	PCT.	AVG./ATT.	TD	TD%	INT.	INT%	LG	SACKED	RATING
Manning	557	362	4397	65.0	7.89	31	5.6	9	1.6	68t	14/86	101.0
Addai	0	0	0	0.0	0.00	0	0.0	0	0.0	0	1/3	0.0
COLTS	**557**	**362**	**4397**	**65.0**	**7.89**	**31**	**5.6**	**9**	**1.6**	**68t**	**15/89**	**101.0**
OPPONENTS	**415**	**266**	**2705**	**64.1**	**6.52**	**16**	**3.9**	**15**	**3.6**	**46t**	**25/157**	**80.4**

2007

RECORD: 13-3 COACH: TONY DUNGY
FIRST – AFC SOUTH DIVISION
HOME: 6-2 ROAD: 7-1
DIV: 5-1 CONF: 9-3 NCONF: 4-0

*Sellout

DATE		RESULTS	OPPONENT	ATTENDANCE
9/6	W	41-10	NEW ORLEANS	*57,361
9/16	W	22-20	@ Tennessee	69,143
9/23	W	30-24	@ Houston	70,765
9/30	W	38-20	DENVER	*57,274
10/7	W	33-14	TAMPA BAY	*57,202
10/22	W	29-7	@ Jacksonville	67,164
10/28	W	31-7	@ Carolina	74,005
11/4	L	20-24	NEW ENGLAND	*57,540
11/11	L	21-23	@ San Diego	67,726
11/18	W	13-10	KANSAS CITY	*57,294
11/22	W	31-13	@ Atlanta	69,845
12/2	W	28-25	JACKSONVILLE	*57,302
12/9	W	44-20	@ Baltimore	70,513
12/16	W	21-14	@ Oakland	62,000
12/23	W	38-15	HOUSTON	*57,262
12/30	L	10-16	TENNESSEE	*57,202
1/13	**L**	**24-28**	**SAN DIEGO**	***56,950**

TEAM STATISTICS	COLTS	OPP
TOTAL FIRST DOWNS	357	288
Rushing	119	111
Passing	212	162
Penalty	26	15
3rd Down: M/A/Pct.	100/203 49.3	94/208 45.2
4th Down: M/A/Pct.	6/10 60.0	14/25 56.0
TOTAL NET YARDS	5739	4475
Avg. Per Game	358.7	279.7
Total Plays	1020	980
Avg. Per Play	5.6	4.6
NET YARDS RUSHING	1706	1711
Avg. Per Game	106.6	106.9
Total Rushes	446	454
NET YARDS PASSING	4033	2764
Avg. Per Game	252.1	172.8
Tackled/Yards Lost	23/139	28/162
Gross Yards	4172	2926
Att./Completions	551/355	498/325
Completion Pct.	64.4	65.3
Had Intercepted	14	22
PUNTS/AVERAGE	52/41.9	56/44.2
NET PUNTING AVG.	52/34.2	56/38.5
PENALTIES/YARDS	67/515	85/722
FUMBLES/BALL LOST	14/5	27/15
TOUCHDOWNS	54	31
Rushing	19	10
Passing	32	16
Defense/Kicking	2/1	1/4
TIME OF POSSESSION	29:49	30:11

SCORE BY PERIODS	1	2	3	4	OT	TOTAL
COLTS	**90**	**146**	**118**	**96**	**0**	**450**
OPPONENTS	**67**	**67**	**41**	**87**	**0**	**262**

SCORING	TDR	TDP	TDRT	PAT	FG	2P	S	TP
Vinatieri				49-51	23-29			118
Addai	12	3				1		92
Clark		11						66
Wayne		10						60
Keith	3	1						24
Gonzalez		3						18
Manning	3							18
Brackett			1					6
C.Dawson	1							6
Giordano			1					6
Harrison		1						6
Lawton		1						6
Rushing			1					6
Thorpe		1						6
Utecht		1						6
Fletcher						1		2
Freeney							1	2
COLTS	**19**	**32**	**3**	**49-51**	**23-29**	**2**	**2**	**450**
OPPONENTS	**10**	**16**	**5**	**27-27**	**15-20**	**2**	**0**	**262**

2-Point: Colts 2-3, Opponents 2-4

FGS	1-19	20-29	30-39	40-49	50+	TOT.
Vinatieri	1-1	14-15	8-10	0-2	0-1	23-29
COLTS	**1-1**	**14-15**	**8-10**	**0-2**	**0-1**	**23-29**
OPP.	**0-0**	**1-1**	**10-10**	**3-7**	**1-2**	**15-20**

Vinatieri: (**33**,**33**)(**22**,**39**,**20**,36)(**36**,**28**,**35**)(**22**)
(**27**,**35**)(**36**,**20**)(**20**)(50,**21**,**25**)(42,29)
(49,38,**27**,**24**)(**24**)()()(**22**,**19**)(**29**)(**37**)

OPP.: (52,**34**)(**30**,**36**)(**33**)(**35**,**22**)()()()(**34**)(**33**)
(43,**47**,45)(**34**,**30**)(46,**47**)()()()(49)(**40**,**54**,**33**)

RUSHING	NO.	YDS.	AVG.	LG	TD
Addai	261	1072	4.1	23	12
Keith	121	533	4.4	22	3
C.Dawson	30	64	2.1	12	1
Clark	2	29	14.5	15	0
Lawton	5	13	2.6	4	0
Wayne	1	4	4.0	4	0
Sorgi	6	-4	-0.7	1	0
Manning	20	-5	-0.3	4	3
COLTS	**446**	**1706**	**3.8**	**23**	**19**
OPPONENTS	**454**	**1711**	**3.8**	**32**	**10**

RECEIVING	NO.	YDS.	AVG.	LG	TD
Wayne	104	1510	14.5	64	10
Clark	58	616	10.6	39	11
Addai	41	364	8.9	73t	3
Gonzalez	37	576	15.6	57t	3
Utecht	31	364	11.7	30	1
Harrison	20	247	12.4	42	1
Fletcher	18	143	7.9	21	0
Keith	13	77	5.9	14	1
Thorpe	12	70	5.8	12	1
Moorehead	8	65	8.1	16	0
Aromashodu	7	96	13.7	28	0
Lawton	4	29	7.3	11	1
C.Dawson	2	15	7.5	9	0
COLTS	**355**	**4172**	**11.8**	**73t**	**32**
OPPONENTS	**325**	**2926**	**9.0**	**55**	**16**

INTERCEPTIONS	NO.	YDS.	AVG.	LG	TD
Brackett	4	128	32.0	49	0
Bethea	4	47	11.8	30	0
Hayden	3	17	5.7	20	0
Giordano	2	89	44.5	83t	1
Sanders	2	32	16.0	29	0
Boiman	2	28	14.0	26	0
Session	2	3	1.5	3	0
Keiaho	1	11	11.0	11	0
Bullitt	1	0	0.0	0	0
Jackson	1	0	0.0	0	0
COLTS	**22**	**355**	**16.1**	**83t**	**1**
OPPONENTS	**14**	**136**	**9.7**	**37**	**0**

PUNTING	NO.	YDS.	AVG.	TB	IN20	LG	BLK.
Smith	52	2181	41.9	5	18	63	0
COLTS	**52**	**2181**	**41.9**	**5**	**18**	**63**	**0**
OPPONENTS	**56**	**2474**	**44.2**	**2**	**24**	**65**	**1**

PUNT RETURNS	NO.	FC	YDS.	AVG.	LG	TD
Rushing	19	14	249	13.1	90t	1
Thorpe	6	0	31	5.2	29t	0
COLTS	**25**	**14**	**280**	**11.2**	**90t**	**1**
OPPONENTS	**22**	**13**	**305**	**13.9**	**74t**	**1**

KICKOFF RETURNS	NO.	YDS.	AVG.	LG	TD
Rushing	31	714	23.0	47	0
Thorpe	15	318	21.2	40	0
Lawton	5	95	19.0	22	0
Keith	1	15	15.0	15	0
Reid	1	15	15.0	15	0
COLTS	**53**	**1157**	**21.8**	**47**	**0**
OPPONENTS	**81**	**2029**	**25.0**	**94t**	**3**

SACKS: Colts 28.0, Opponents 23.0; Mathis 7.0-50.0; Freeney 3.5-15.5; Sanders 3.5-17.0; Brock 2.5-14.5; Pitcock 1.5-6.5; Charleston 1.0-0.0; K. Dawson 1.0-5.0; Hagler 1.0-2.0; Johnson 1.0-6.0; Klecko 1.0-9.0; Rice 1.0-8.0; Thomas 1.0-5.0; Team 1.0-8.0; Brackett 0.5-0.0; Jacko 0.5-5.5; Keiaho 0.5-5.5; Reid 0.5-4.5

USUAL STARTERS
PRO BOWLERS IN BOLDFACE

	OFFENSE		DEFENSE
WR	**Reggie Wayne**	LDE	Robert Mathis
LT	Tony Ugoh	LDT	Raheem Brock
LG	Ryan Lilja	RDT	Ed Johnson
C	**Jeff Saturday**	RDE	Dwight Freeney
RG	Jake Scott	LLB	Rocky Boiman
RT	Ryan Diem	MLB	Gary Brackett
TE	Dallas Clark	RLB	Freddy Keiaho
WR	Anthony Gonzalez	LCB	Kelvin Hayden
QB	**Peyton Manning**	RCB	Marlin Jackson
RB	**Joseph Addai**	**SS**	**Antoine Bethea**
H-B	Ben Utecht	**FS**	**Bob Sanders**

PASSING	ATT.	COMP.	YDS.	PCT.	AVG./ATT.	TD	TD%	INT.	INT%	LG	SACKED	RATING
Manning	515	337	4040	65.4	7.84	31	6.0	14	2.7	73t	21/124	98.0
Sorgi	36	18	132	50.0	3.67	1	2.8	0	0.0	12t	2/15	68.3
COLTS	**551**	**355**	**4172**	**64.4**	**7.57**	**32**	**5.8**	**14**	**2.5**	**73t**	**23/139**	**96.1**
OPPONENTS	**498**	**325**	**2926**	**65.3**	**5.88**	**16**	**3.2**	**22**	**4.4**	**55t**	**28/162**	**73.3**

2008

RECORD: 12-4 COACH: TONY DUNGY
SECOND – AFC SOUTH DIVISION
HOME: 6-2 ROAD: 6-2
DIV: 4-2 CONF: 10-2 NCONF: 2-2

***Sellout ^Roof/Window Open #Roof Open/Window Closed @Roof Closed/Window Open**

DATE		RESULTS	OPPONENT	ATTENDANCE
9/7	L	13-29	CHICAGO	*^66,822
9/14	W	18-15	@ Minnesota	63,585
9/21	L	21-23	JACKSONVILLE	*65,938
10/5	W	31-27	@ Houston	70,118
10/12	W	31-3	BALTIMORE	*^66,153
10/19	L	14-34	@ Green Bay	71,010
10/27	L	21-31	@ Tennessee	69,143
11/2	W	18-15	NEW ENGLAND	*#66,508
11/9	W	24-20	@ Pittsburgh	64,043
11/16	W	33-27	HOUSTON	*66,201
11/23	W	23-20	@ San Diego	68,428
11/30	W	10-6	@ Cleveland	72,411
12/7	W	35-3	CINCINNATI	*66,402
12/14	W	31-21	DETROIT	*66,281
12/18	W	31-24	@ Jacksonville	65,648
12/28	W	23-0	TENNESSEE	*66,721
1/3	**L**	**17-23 OT**	**@ San Diego**	**68,082**

TEAM STATISTICS	COLTS	OPP
TOTAL FIRST DOWNS	321	305
Rushing	80	119
Passing	220	165
Penalty	21	21
3rd Down: M/A/Pct.	101/201 50.2	100/211 47.4
4th Down: M/A/Pct.	11/16 68.8	3/7 42.9
TOTAL NET YARDS	5368	4975
Avg. Per Game	335.5	310.9
Total Plays	969	983
Avg. Per Play	5.5	5.1
NET YARDS RUSHING	1274	1966
Avg. Per Game	79.6	122.9
Total Rushes	370	472
NET YARDS PASSING	4094	3009
Avg. Per Game	255.9	188.1
Tackled/Yards Lost	14/86	30/200
Gross Yards	4180	3209
Att./Completions	585/393	481/329
Completion Pct.	67.2	68.4
Had Intercepted	12	15
PUNTS/AVERAGE	53/44.2	53/44.9
NET PUNTING AVG.	53/38.8	53/39.0
PENALTIES/YARDS	86/619	68/543
FUMBLES/BALL LOST	13/5	24/11
TOUCHDOWNS	45	28
Rushing	13	18
Passing	27	6
Defense/Return/Kicking	4/1/0	4/0/0
TIME OF POSSESSION	28:39	31:21

SCORE BY PERIODS	1	2	3	4	OT	TOTAL
COLTS	98	71	81	127	0	377
OPPONENTS	45	111	67	75	0	298

SCORING	TDR	TDP	TDRT	PAT	FG	2P	S	TP
Vinatieri				43-43	20-25			103
Rhodes	6	3				1		56
Addai	5	2						42
Wayne		6				1		38
Clark		6						36
Harrison		5						30
Gonzalez		4						24
Brackett			1					6
Hayden			1					6
Manning	1							6
Mathis			1					6
Ratliff			1					6
Richard			1					6
Santi		1						6
Simpson	1							6
COLTS	**13**	**27**	**5**	**43-43**	**20-25**	**2**	**0**	**377**
OPPONENTS	**18**	**6**	**4**	**25-25**	**33-38**	**2**	**1**	**298**

2-Point: Colts 2-2, Opponents 2-3

FGS	1-19	20-29	30-39	40-49	50+	TOT.
Vinatieri	0-0	3-3	11-13	4-7	2-2	20-25
COLTS	**0-0**	**3-3**	**11-13**	**4-7**	**2-2**	**20-25**
OPP.	**1-1**	**11-11**	**9-11**	**9-12**	**3-3**	**33-38**

Vinatieri: (**39**,**34**|(30,**47**)|(**46**,49)|**37**|(45B))|(**52**|**36**) (**40**,**39**,**32**,**31**)|(**23**,**38**,**51**)|(**30**,46)|()|(**31**) (30,**45**|**28**,**21**,**38**)

OPP.: (**41**,**25**|(**45**,**27**,**53**,**46**,**28**,48)|(**26**,**21**,**51**) (**37**,**43**|(37)|(**31**,36,**29**)|(**34**,**44**,43,**48**) (**29**,**35**,**25**)|(**42**,**24**|(**28**,**34**)|(**35**,**47**|(**34**,**25**,34) (**19**)|(**51**,**30**)|(**44**)|(48)

RUSHING	NO.	YDS.	AVG.	LG	TD
Addai	155	544	3.5	23	5
Rhodes	152	538	3.5	38	6
Ball	13	83	6.4	23	0
Simpson	15	45	3.0	10	1
Davenport	8	26	3.3	8	0
Manning	20	21	1.1	12	1
Hart	2	9	4.5	7	0
Sorgi	5	8	1.6	12	0
COLTS	**370**	**1274**	**3.4**	**38**	**13**
OPPONENTS	**472**	**1966**	**4.2**	**71t**	**18**

RECEIVING	NO.	YDS.	AVG.	LG	TD
Wayne	82	1145	14.0	65t	6
Clark	77	848	11.0	33	6
Harrison	60	636	10.6	67t	5
Gonzalez	57	664	11.6	58	4
Rhodes	45	302	6.7	29	3
Addai	25	206	8.2	55t	2
Robinson	19	166	8.7	23	0
Santi	10	64	6.4	13	1
Davenport	4	54	13.5	33	0
Garcon	4	23	5.8	12	0
Simpson	3	30	10.0	15	0
Tamme	3	12	4.0	6	0
Hart	1	18	18.0	18	0
Hall	1	9	9.0	9	0
Ball	1	5	5.0	5	0
C.Johnson	1	-2	-2.0	-2	0
COLTS	**393**	**4180**	**10.6**	**75**	**27**
OPPONENTS	**329**	**3209**	**9.8**	**61**	**6**

INTERCEPTIONS	NO.	YDS.	AVG.	LG	TD
Bullitt	4	7	1.8	3	0
Hayden	3	135	45.0	85t	1
Ratliff	2	37	18.5	35t	1
Jennings	2	9	4.5	6	0
Bethea	2	0	0.0	0	0
Hughes	1	16	16.0	16	0
Sanders	1	0	0.0	0	0
COLTS	**15**	**204**	**13.6**	**85t**	**2**
OPPONENTS	**12**	**294**	**24.5**	**99t**	**3**

PUNTING	NO.	YDS.	AVG.	TB	IN20	LG	BLK.
Smith	53	2345	44.2	2	23	64	0
COLTS	**53**	**2345**	**44.2**	**2**	**23**	**64**	**0**
OPPONENTS	**53**	**2381**	**44.9**	**9**	**17**	**75**	**0**

PUNT RETURNS	NO.	FC	YDS.	AVG.	LG	TD
Ratliff	16	12	89	5.6	19	0
Forsett	4	1	36	9.0	25	0
Garcon	1	0	5	5.0	5	0
Harrison	1	0	2	2.0	2	0
COLTS	**22**	**13**	**132**	**6.0**	**25**	**0**
OPPONENTS	**27**	**11**	**249**	**9.2**	**39**	**0**

KICKOFF RETURNS	NO.	YDS.	AVG.	LG	TD
Garcon	22	475	21.6	39	0
Simpson	15	344	22.9	46	0
Forsett	11	248	22.5	28	0
Davenport	5	107	21.4	26	0
Roby	5	101	20.2	25	0
Reid	1	12	12.0	12	0
K.Dawson	1	11	11.0	11	0
Tamme	1	11	11.0	11	0
Harrison	1	3	3.0	3	0
Wheeler	1	0	0.0	0	0
COLTS	**63**	**1312**	**20.8**	**46**	**0**
OPPONENTS	**70**	**1700**	**24.3**	**50**	**0**

SACKS: Colts 30.0, Opponents 14.0; Mathis 11.5-66.5; Freeney 10.5-78.5; Brock 3.5-28.0; Reid 2.0-12.0; Howard 1.5-6.0; Cu. Johnson 1.0-9.0.

USUAL STARTERS
PRO BOWLERS IN BOLDFACE

	OFFENSE		DEFENSE
WR	**Reggie Wayne**	LDE	Raheem Brock
LT	Tony Ugoh	LDT	Eric Foster
LG	Charlie Johnson	RDT	Keyunta Dawson
C	Jeff Saturday	**RDE**	**Dwight Freeney**
RG	Mike Pollak	LLB	Clint Session
RT	Ryan Diem	MLB	Gary Brackett
TE	Dallas Clark	RLB	Freddy Keiaho
WR	Marvin Harrison	LCB	Kelvin Hayden
QB	**Peyton Manning**	RCB	Marlin Jackson
RB	Joseph Addai	SS	Antoine Bethea
H-B	Gijon Robinson	FS	Melvin Bullitt
		DE	**Robert Mathis**

PASSING	ATT.	COMP.	YDS.	PCT.	AVG./ATT.	TD	TD%	INT.	INT%	LG	SACKED	RATING
Manning	555	371	4002	66.8	7.21	27	4.9	12	2.2	75	14/86	95.0
Sorgi	30	22	178	73.3	5.93	0	0.0	0	0.0	33	0/0	87.9
COLTS	**585**	**393**	**4180**	**67.2**	**7.15**	**27**	**4.6**	**12**	**2.1**	**75**	**14/86**	**94.7**
OPPONENTS	**481**	**329**	**3209**	**68.4**	**6.67**	**6**	**1.2**	**15**	**3.1**	**61**	**30/200**	**78.0**

2009

AFC CHAMPIONS

RECORD: 14-2 COACH: JIM CALDWELL

FIRST – AFC SOUTH DIVISION

HOME: 7-1 ROAD: 7-1

DIV: 6-0 CONF: 10-2 NCONF: 4-0

***Sellout ^Roof/Window Open #Roof Open/Window Closed @Roof Closed/Window Open**

DATE		RESULTS	OPPONENT	ATTENDANCE
9/13	W	14-12	JACKSONVILLE	*^65,757
9/21	W	27-23	@ Miami	66,227
9/27	W	31-10	@ Arizona	62,692
10/4	W	34-17	SEATTLE	*#66,112
10/11	W	31-9	@ Tennessee	69,143
10/25	W	42-6	@ St. Louis	60,108
11/1	W	18-14	SAN FRANCISCO	*#66,229
11/8	W	20-17	HOUSTON	*#66,033
11/15	W	35-34	NEW ENGLAND	*67,476
11/22	W	17-15	@ Baltimore	71,320
11/29	W	35-27	@ Houston	70,990
12/6	W	27-17	TENNESSEE	*66,321
12/13	W	28-16	DENVER	*67,248
12/17	W	35-31	@ Jacksonville	63,753
12/27	L	15-29	NEW YORK JETS	*67,222
1/3	L	7-30	@ Buffalo	69,848
1/16	**W**	**20-3**	**BALTIMORE**	***67,535**
1/24	**W**	**30-17**	**NEW YORK JETS**	***67,650**
2/7	**L**	**17-31**	**New Orleans (at Miami)**	**74,059**

TEAM STATISTICS	COLTS	OPP
TOTAL FIRST DOWNS	339	320
Rushing	69	106
Passing	241	203
Penalty	29	11
3rd Down: M/A/Pct.	95/193 49.2	104/231 45.0
4th Down: M/A/Pct.	5/11 45.5	6/19 31.6
TOTAL NET YARDS	5809	5427
Avg. Per Game	363.1	339.2
Total Plays	980	1084
Avg. Per Play	5.9	5.0
NET YARDS RUSHING	1294	2024
Avg. Per Game	80.9	126.5
Total Rushes	366	467
NET YARDS PASSING	4515	3403
Avg. Per Game	282.2	212.7
Tackled/Yards Lost	13/90	34/228
Gross Yards	4605	3631
Att./Completions	601/402	583/372
Completion Pct.	66.9	63.8
Had Intercepted	19	16
PUNTS/AVERAGE	64/44.3	65/44.4
NET PUNTING AVG.	64/37.8	65/40.5
PENALTIES/YARDS	74/546	92/889
FUMBLES/BALL LOST	11/5	20/10
TOUCHDOWNS	53	31
Rushing	16	10
Passing	34	19
Defense/Kicking	2/1	1/1
TIME OF POSSESSION	27:40	32:20

SCORE BY PERIODS	1	2	3	4	OT	TOTAL
COLTS	**96**	**147**	**58**	**115**	**0**	**416**
OPPONENTS	**66**	**105**	**52**	**84**	**0**	**307**

SCORING	TDR	TDP	TDRT	PAT	FG	2P	S	TP
Addai	10	3						78
Clark		10						60
Stover				33/33	9/11			60
Wayne		10						60
Collie		7						42
Vinatieri				17/18	7/9			38
Garcon		4						24
Brown	3							18
Simpson	2		1					18
Hart	1							6
Lacey			1					6
Session			1					6
COLTS	**16**	**34**	**3**	**50-51**	**16-20**	**0**	**0**	**416**
OPPONENTS	**10**	**19**	**2**	**27-27**	**30-36**	**2**	**0**	**307**

2-Point: Colts 0-2, Opponents 2-4

FGS	1-19	20-29	30-39	40-49	50+	TOT.
Stover	0-0	2-2	5-6	2-2	0-1	9-11
Vinatieri	1-1	3-3	1-2	2-2	0-1	7-9
COLTS	**1-1**	**5-5**	**6-8**	**4-4**	**0-2**	**16-20**
OPP.	**0-0**	**4-4**	**13-14**	**11-14**	**2-4**	**30-36**

Stover: (X)(X)(X)(X)(**38**,**33**,**31**,**40**)(**22**,**37**)(X)(**25**)(32)(**43**,52,**36**)(X)(X)(X)

Vinatieri: (52)(**43**,**48**)(32,**26**)(**37**,**19**)(**23**)(X)(X)(X)(X)(X)(X)(X)(**22**)(X)

OPP.: (**24**,**46**,63)(**45**,**44**,49,**45**)(**38**)(**38**)(**49**,**43**,**46**)(**30**,**45**)(X)(**56**,42)(**31**,**36**)(**46**,**44**,**38**,**36**,30,**20**)(**35**,**33**)(**20**)(42,**28**)(**50**,57)(**35**,**43**)(**31**,**33**,**36**)

RUSHING	NO.	YDS.	AVG.	LG	TD
Addai	219	828	3.8	21t	10
Brown	78	281	3.6	45	3
Simpson	15	102	6.8	31t	2
Hart	26	70	2.7	15	1
Clark	2	11	5.5	7	0
Garcon	2	10	5.0	17	0
Painter	3	4	1.3	10	0
Collie	2	1	0.5	2	0
Manning	19	-13	-0.7	3	0
COLTS	**366**	**1294**	**3.5**	**45**	**16**
OPPONENTS	**467**	**2024**	**4.3**	**64t**	**10**

RECEIVING	NO.	YDS.	AVG.	LG	TD
Wayne	100	1264	12.6	65t	10
Clark	100	1106	11.1	80t	10
Collie	60	676	11.3	39t	7
Addai	51	336	6.6	25	3
Garcon	47	765	16.3	66	4
Brown	11	169	15.4	72	0
Robinson	9	62	6.9	19	0
Santi	8	107	13.4	31	0
Hart	5	54	10.8	14	0
Baskett	4	28	7.0	9	0
Tamme	3	35	11.7	21	0
Simpson	3	1	0.3	5	0
Cloherty	1	2	2.0	2	0
COLTS	**402**	**4605**	**11.5**	**80t**	**34**
OPPONENTS	**372**	**3631**	**9.8**	**63t**	**19**

INTERCEPTIONS	NO.	YDS.	AVG.	LG	TD
Bethea	4	19	4.8	19	0
Lacey	3	53	17.7	35t	1
Session	2	35	17.5	27t	1
Jennings	2	13	6.5	13	0
Sanders	1	29	29.0	29	0
Brackett	1	8	8.0	8	0
Hayden	1	6	6.0	6	0
Jackson	1	3	3.0	3	0
Powers	1	1	1.0	1	0
COLTS	**16**	**167**	**10.4**	**35t**	**2**
OPPONENTS	**19**	**229**	**12.1**	**42**	**0**

PUNTING	NO.	YDS.	AVG.	TB	IN20	LG	BLK.
McAfee	64	2837	44.3	6	21	60	0
COLTS	**64**	**2837**	**44.3**	**6**	**21**	**60**	**0**
OPPONENTS	**65**	**2883**	**44.4**	**5**	**25**	**59**	**0**

PUNT RETURNS	NO.	FC	YDS.	AVG.	LG	TD
Rushing	21	22	119	5.7	22	0
Silva	7	1	32	4.6	7	0
Jennings	1	0	0	0.0	0	0
COLTS	**29**	**23**	**151**	**5.2**	**22**	**0**
OPPONENTS	**36**	**15**	**301**	**8.4**	**69**	**0**

KICKOFF RETURNS	NO.	YDS.	AVG.	LG	TD
Simpson	38	898	23.6	93t	1
Rushing	7	127	18.1	22	0
Giguere	5	122	24.4	36	0
Brown	1	21	21.0	21	0
Collie	1	8	8.0	8	0
Dawson	1	14	14.0	14	0
Robinson	1	10	10.0	10	0
Silva	1	19	19.0	19	0
COLTS	**55**	**1219**	**22.2**	**93t**	**1**
OPPONENTS	**60**	**1519**	**25.3**	**106t**	**1**

SACKS: Colts 34.0, Opponents 13.0; Freeney 13.5-95.5; Mathis 9.5-57.0; Brock 3.5-31.5; Foster 2.5-19.0; Brackett 1.0-7.0; A. Johnson 1.0-3.0; Keiaho 1.0-5.0; Wheeler 1.0-0.0; Muir 0.5-5.0; Session 0.5-5.0

USUAL STARTERS
PRO BOWLERS IN BOLDFACE

	OFFENSE		DEFENSE
WR	**Reggie Wayne**	**LDE**	**Robert Mathis**
LT	Charlie Johnson	LDT	Dan Muir
LG	Ryan Lilja	RDT	Antonio Johnson
C	**Jeff Saturday**	**RDE**	**Dwight Freeney**
RG	Kyle DeVan	LLB	Clint Session
RT	Ryan Diem	MLB	Gary Brackett
TE	**Dallas Clark**	RLB	Philip Wheeler
WR	Pierre Garcon	LCB	Kelvin Hayden
QB	**Peyton Manning**	RCB	Jerraud Powers
RB	Joseph Addai	**SS**	**Antoine Bethea**
H-B	Gijon Robinson	FS	Melvin Bullitt

PASSING	ATT.	COMP.	YDS.	PCT.	AVG./ATT.	TD	TD%	INT.	INT%	LG	SACKED	RATING
Manning	571	393	4500	68.8	7.88	33	5.8	16	2.8	80t	10/74	99.9
Painter	28	8	83	28.6	2.96	0	0.0	2	7.1	22t	3/16	9.8
Addai	1	1	22	100.0	22.00	1	100.0	0	0.0	22t	0/0	158.3
Wayne	1	0	0	0.0	0.00	0	0.0	1	100.0	0	0/0	0.0
COLTS	**601**	**402**	**4605**	**66.9**	**7.66**	**34**	**5.7**	**19**	**3.2**	**80t**	**13/90**	**95.4**
OPPONENTS	**583**	**372**	**3631**	**63.8**	**6.23**	**19**	**3.3**	**16**	**2.7**	**63t**	**34/228**	**80.6**

2010

RECORD: 10-6 COACH: JIM CALDWELL
FIRST – AFC SOUTH DIVISION
HOME: 6-2 ROAD: 4-4
DIV: 4-2 CONF: 8-4 NCONF: 2-2

*Sellout ^Roof/Window Open #Roof Open/Window Closed @Roof Closed/Window Open

DATE		RESULTS	OPPONENT	ATTENDANCE
9/12	L	24-34	@ Houston	70,974
9/19	W	38-14	NEW YORK GIANTS	*#67,275
9/26	W	27-13	@ Denver	76,401
10/3	L	28-31	@ Jacksonville	63,111
10/10	W	19-9	KANSAS CITY	*66,869
10/17	W	27-24	@ Washington	87,883
11/1	W	30-17	HOUSTON	*66,363
11/7	L	24-26	@ Philadelphia	69,144
11/14	W	23-17	CINCINNATI	*67,404
11/21	L	28-31	@ New England	68,756
11/28	L	14-36	SAN DIEGO	*66,085
12/5	L	35-38 OT	DALLAS	*67,471
12/9	W	30-28	@ Tennessee	69,143
12/19	W	34-24	JACKSONVILLE	*67,147
12/26	W	31-26	@ Oakland	52,567
1/2	W	23-20	TENNESSEE	*67,188
1/8	**L**	**16-17**	**NEW YORK JETS**	***65,332**

TEAM STATISTICS	COLTS	OPP
TOTAL FIRST DOWNS	366	314
Rushing	87	111
Passing	253	190
Penalty	26	13
3rd Down: M/A/Pct.	91/204 44.6	78/200 39.0
4th Down: M/A/Pct.	5/8 62.5	8/18 44.4
TOTAL NET YARDS	6092	5465
Avg. Per Game	380.8	341.6
Total Plays	1088	1010
Avg. Per Play	5.6	5.4
NET YARDS RUSHING	1483	2032
Avg. Per Game	92.7	127.0
Total Rushes	393	445
NET YARDS PASSING	4609	3433
Avg. Per Game	288.1	214.6
Tackled/Yards Lost	16/91	30/194
Gross Yards	4700	3627
Att./Completions	679/450	535/356
Completion Pct.	66.3	66.5
Had Intercepted	17	10
PUNTS/AVERAGE	69/42.2	67/44.4
NET PUNTING AVG.	69/35.5	67/41.0
PENALTIES/YARDS	79/709	95/812
FUMBLES/BALL LOST	14/8	24/11
TOUCHDOWNS	51	42
Rushing	13	14
Passing	33	22
Defense/Kicking	4/1	4/2
TIME OF POSSESSION	29:41	30:19

SCORE BY PERIODS	1	2	3	4	OT	TOTAL
COLTS	**78**	**160**	**68**	**129**	**0**	**435**
OPPONENTS	**70**	**89**	**115**	**111**	**3**	**388**

SCORING	TDR	TDP	TDRT	PAT	FG	2P	S	TP
Vinatieri				51-51	26-28			129
Collie		8						48
Garcon		6						36
James	6							36
Wayne		6						36
White		5						30
Addai	4							24
Tamme		4						24
Clark		3						18
Brown	2							12
Hayden			2					12
Hagler			1					6
Hart	1							6
Moala			1					6
Robinson		1						6
Smith			1					6
COLTS	**13**	**33**	**5**	**51-51**	**26-28**	**0**	**0**	**435**
OPPONENTS	**14**	**22**	**6**	**41-41**	**31-36**	**1**	**0**	**388**

2-Point: Colts 0-0, Opponents 1-1

FGS	1-19	20-29	30-39	40-49	50+	TOT.
Vinatieri	0-0	8-8	9-10	9-10	0-0	26-28
COLTS	**0-0**	**8-8**	**9-10**	**9-10**	**0-0**	**26-28**
OPP.	**0-0**	**9-9**	**10-10**	**7-9**	**5-8**	**31-36**

Vinatieri: (20)(38)(38,33)()(20,24,47,42) (38,43,48b,33)(48,23,36)(37)(28,47,23) ()()()(21,28,47)(34,37)(30)(48,44,43)

OPP.: (30,49)()(25,34)(59)(45,35,43,51)(48,39) (53)(22,21,31,44)(27)(25)(28,33,50,30,20) (30,48,46,38)()(22)(59,38,54,51,45) (26,42,61)

RUSHING	NO.	YDS.	AVG.	LG	TD
Brown	129	497	3.9	49	2
Addai	116	495	4.3	46	4
Hart	43	185	4.3	35	1
Rhodes	37	172	4.6	15	0
James	46	112	2.4	11	6
Manning	18	18	1.0	27	0
Garcon	2	6	3.0	11	0
Moore	2	-2	-1.0	11	0
COLTS	**393**	**1483**	**3.8**	**49**	**13**
OPPONENTS	**445**	**2032**	**4.6**	**62**	**14**

RECEIVING	NO.	YDS.	AVG.	LG	TD
Wayne	111	1355	12.2	50	6
Garcon	67	784	11.7	57t	6
Tamme	67	631	9.4	30	4
Collie	58	649	11.2	73t	8
Clark	37	347	9.4	50t	3
White	36	355	9.9	33	5
Brown	20	205	10.3	25	0
Addai	19	124	6.5	15	0
James	9	63	7.0	11	0
James	6	40	6.7	17	0
Hart	6	25	4.2	10	0
Gonzalez	5	67	13.4	34	0
Eldridge	5	39	7.8	10	0
Robinson	3	12	4.0	16	1
Rhodes	1	4	4.0	14	0
COLTS	**450**	**4700**	**10.4**	**73t**	**33**
OPPONENTS	**356**	**3627**	**10.2**	**61**	**22**

INTERCEPTIONS	NO.	YDS.	AVG.	LG	TD
Hayden	2	56	28.0	31t	2
Powers	2	11	5.5	11	0
Francisco	2	10	5.0	11	0
Lacey	1	44	44.0	44	0
Hagler	1	35	35.0	35	0
Bethea	1	31	31.0	31	0
Bullitt	1	19	19.0	19	0
COLTS	**10**	**206**	**20.6**	**44**	**2**
OPPONENTS	**17**	**277**	**16.3**	**47**	**4**

PUNTING	NO.	YDS.	AVG.	TB	IN20	LG	BLK.
McAfee	65	2731	42.0	7	21	66	0
Kapinos	4	178	44.5	1	2	55	0
COLTS	**69**	**2909**	**42.2**	**8**	**23**	**66**	**0**
OPPONENTS	**67**	**2978**	**44.4**	**1**	**23**	**65**	**1**

PUNT RETURNS	NO.	FC	YDS.	AVG.	LG	TD
White	10	14	80	8.0	18	0
Powers	8	4	63	7.9	13	0
James	7	3	35	5.0	14	0
Moore	6	3	36	6.0	16	0
COLTS	**31**	**24**	**214**	**6.9**	**18**	**0**
OPPONENTS	**28**	**22**	**299**	**10.7**	**78t**	**1**

KICKOFF RETURNS	NO.	YDS.	AVG.	LG	TD
Tryon	14	299	21.4	39	0
James	14	229	16.4	26	0
Moore	12	257	21.4	33	0
Rhodes	12	252	21.0	27	0
Brown	5	102	20.4	23	0
Moore	5	102	20.4	27	0
James	3	16	5.3	16	0
Hagler	1	41	41.0	41t	1
Foster	1	12	12.0	12	0
COLTS	**67**	**1310**	**19.6**	**41t**	**1**
OPPONENTS	**73**	**1880**	**25.8**	**99t**	**1**

SACKS: Colts 30.0, Opponents 16.0; Mathis 11.0-59.5; Freeney 10.0-74.0; Foster 3.5-30.5; Angerer 1.0-8.0; Team 1.0-8.0; Session 1.0-7.0; Hagler 1.0-1.0; Brackett 0.5-4.0; Bethea 0.5-1.0; A. Johnson 0.5-1.0

USUAL STARTERS
PRO BOWLERS IN BOLDFACE

	OFFENSE		DEFENSE
WR	**Reggie Wayne**	**LDE**	**Robert Mathis**
LT	Charlie Johnson	LDT	Fili Moala
LG	Kyle DeVan	RDT	Dan Muir
C	**Jeff Saturday**	**RDE**	**Dwight Freeney**
RG	Mike Pollak	LLB	Pat Angerer
RT	Ryan Diem	MLB	Gary Brackett
TE	Jacob Tamme	RLB	Kavell Conner
WR	Pierre Garcon	LCB	Kelvin Hayden
QB	**Peyton Manning**	RCB	Jerraud Powers
RB	Donald Brown	SS	Antoine Bethea
H-B	Brody Eldridge	FS	Aaron Francisco

PASSING	ATT.	COMP.	YDS.	PCT.	AVG./ATT.	TD	TD%	INT.	INT%	LG	SACKED	RATING
Manning	679	450	4700	66.3	6.92	33	4.9	17	2.5	73t	16/91	91.9
COLTS	**679**	**450**	**4700**	**66.3**	**6.92**	**33**	**4.9**	**17**	**2.5**	**73t**	**16/91**	**91.9**
OPPONENTS	**535**	**356**	**3627**	**66.5**	**6.78**	**22**	**4.1**	**10**	**1.9**	**61**	**30/194**	**91.7**

2011

RECORD: 2-14 COACH: JIM CALDWELL
FOURTH – AFC SOUTH DIVISION
HOME: 2-6 ROAD: 0-8
DIV: 2-4 CONF: 2-10 NCONF: 0-4

*Sellout ^Roof/Window Open #Roof Open/Window Closed @Roof Closed/Window Open

DATE		RESULTS	OPPONENT	ATTENDANCE
9/11	L	7-34	@ Houston	71,444
9/18	L	19-27	CLEVELAND	*@65,035
9/25	L	20-23	PITTSBURGH	*66,309
10/3	L	17-24	@ Tampa Bay	63,972
10/9	L	24-28	KANSAS CITY	*^65,088
10/16	L	17-27	@ Cincinnati	52,068
10/23	L	7-62	@ New Orleans	73,012
10/30	L	10-27	@ Tennessee	69,143
11/6	L	7-31	ATLANTA	*^65,218
11/13	L	3-17	JACKSONVILLE	*@64,619
11/27	L	19-27	CAROLINA	*63,928
12/4	L	24-31	@ New England	68,756
12/11	L	10-24	@ Baltimore	71,187
12/18	W	27-13	TENNESSEE	*64,271
12/22	W	19-16	HOUSTON	*64,159
1/1	L	13-19	@ Jacksonville	62,481

TEAM STATISTICS	COLTS	OPP
TOTAL FIRST DOWNS	258	343
Rushing	69	136
Passing	170	193
Penalty	19	14
3rd Down: M/A/Pct.	74/214 34.6	98/216 45.4
4th Down: M/A/Pct.	4/11 36.4	3/6 50.0
TOTAL NET YARDS	4589	5935
Avg. Per Game	286.8	370.9
Total Plays	951	1062
Avg. Per Play	4.8	5.6
NET YARDS RUSHING	1594	2303
Avg. Per Game	99.6	143.9
Total Rushes	382	540
NET YARDS PASSING	2995	3632
Avg. Per Game	187.2	227.0
Tackled/Yards Lost	35/228	29/192
Gross Yards	3223	3824
Att./Completions	534/302	493/351
Completion Pct.	56.6	71.2
Had Intercepted	14	8
PUNTS/AVERAGE	89/46.0	74/43.6
NET PUNTING AVG.	89/38.8	74/40.3
PENALTIES/YARDS	76/549	84/804
FUMBLES/BALL LOST	24/15	15/9
TOUCHDOWNS	25	49
Rushing	8	19
Passing	14	25
Defense/Kicking	3/0	4/1
TIME OF POSSESSION	26:13	33:47

SCORE BY PERIODS	1	2	3	4	OT	TOTAL
COLTS	19	89	36	99	0	243
OPPONENTS	108	129	92	101	0	430

SCORING	TDR	TDP	TDRT	PAT	FG	2P	S	TP
Vinatieri				24/24	23/27			93
Garcon		6						36
Brown	5							30
Wayne		4						24
Clark		2						12
Carter	2							12
Addai	1							6
Anderson			1					6
Tamme		1						6
Powers			1					6
Collie		1						6
Lacey			1					6
COLTS	**8**	**14**	**3**	**24/24**	**23/27**	**0**	**0**	**243**
OPPONENTS	**19**	**25**	**5**	**49/49**	**29/34**	**0**	**0**	**430**

2-Point: Colts 0-1, Opponents 0-0

FGS	1-19	20-29	30-39	40-49	50+	TOT.
Vinatieri	0-0	7-7	6-7	8-10	2-3	23-27
COLTS	**0-0**	**7-7**	**6-7**	**8-10**	**2-3**	**23-27**
OPPONENTS	**0-0**	**9-9**	**7-8**	**10-14**	**3-3**	**29-34**

Vinatieri: (37)(**39**,**27**,**52**,**36**)(**21**,**25**)(**45**,43)(**53**)(**46**,52B)()(**22**)()(**42**)(**43**,**31**)(**31**)(**22**)(**47**,**40**)(**23**,**32**,42,**47**,**31**)(**48**,**20**)

OPP.: (**25**,**29**)(**20**,**23**)(**48**,36,**44**,**38**)(46,**46**)()(**20**,**43**,43)(**23**,**47**)(**51**,**50**)(**20**)(**44**,45)(**40**,45B,**41**)(**39**)(**36**)(**53**,**21**)(**44**,**35**,**31**)(**25**,**32**,**47**,**39**)

RUSHING	NO.	YDS.	AVG.	LG	TD
Brown	134	645	4.8	80t	5
Addai	118	433	3.7	16	1
Carter	101	377	3.7	42	2
Painter	17	107	6.3	24	0
Garcon	4	28	7.0	18	0
Orlovsky	6	5	0.8	7	0
Collins	2	-1	-0.5	0	0
COLTS	**382**	**1594**	**4.2**	**80t**	**8**
OPPONENTS	**540**	**2303**	**4.3**	**56**	**19**

RECEIVING	NO.	YDS.	AVG.	LG	TD
Wayne	75	960	12.8	56t	4
Garcon	70	947	13.5	87t	6
Collie	54	514	9.5	27	1
Clark	34	352	10.4	21	2
Tamme	19	177	9.3	29	1
Brown	16	86	5.4	17	0
Addai	15	93	6.2	12	0
Eldridge	9	45	5.0	8	0
Carter	5	18	3.6	7	0
Felton	2	16	8.0	9	0
Hill	2	10	5.0	5	0
Mahaffey	1	5	5.0	5	0
COLTS	**302**	**3223**	**10.7**	**87t**	**14**
OPPONENTS	**351**	**3824**	**10.9**	**81t**	**25**

INTERCEPTIONS	NO.	YDS.	AVG.	LG	TD
Lefeged	2	25	12.5	25	0
Powers	2	19	9.5	13	1
Lacey	1	32	32.0	32t	1
Brackett	1	27	27.0	27	0
Bullitt	1	15	15.0	15	0
Angerer	1	0	0.0	0	0
COLTS	**8**	**118**	**14.8**	**32t**	**2**
OPPONENTS	**14**	**119**	**8.5**	**42t**	**1**

PUNTING	NO.	YDS.	AVG.	TB	IN20	LG	BLK.
McAfee	88	4098	46.6	3	21	64	1
COLTS	**88**	**4098**	**46.0**	**3**	**21**	**64**	**1**
OPPONENTS	**74**	**3230**	**43.6**	**7**	**26**	**60**	**0**

PUNT RETURNS	NO.	FC	YDS.	AVG.	LG	TD
Garcon	16	8	44	2.8	20	0
Lefeged	9	4	42	4.7	21	0
White	7	10	22	3.1	13	0
Powers	0	1	0	0	0	0
COLTS	**32**	**23**	**108**	**3.4**	**21**	**0**
OPPONENTS	**48**	**18**	**550**	**11.5**	**79t**	**1**

KICKOFF RETURNS	NO.	YDS.	AVG.	LG	TD
Lefeged	31	578	18.6	51	0
COLTS	**31**	**578**	**18.6**	**51**	**0**
OPPONENTS	**19**	**584**	**30.7**	**76**	**0**

SACKS: Colts 29.0, Opponents 35.0; Mathis 9.5-71.5; Freeney 8.5-87.5; Anderson 3.0-5.0; Brayton 2.0-6.0; Moala 2.0-2.0; Hughes 1.0-5.0; Mathews 1.0-9.0; Wheeler 1.0-6.0; Angerer 1.0-0.0

USUAL STARTERS
PRO BOWLERS IN BOLDFACE

	OFFENSE	DEFENSE	
WR	Reggie Wayne	**LDE**	**Robert Mathis**
LT	Anthony Castonzo	LDT	Fili Moala
LG	Joe Reitz	RDT	Antonio Johnson
C	Jeff Saturday	**RDE**	**Dwight Freeney**
RG	Ryan Diem	SLB	Philip Wheeler
RT	Jeff Linkenbach	MLB	Pat Angerer
TE	Dallas Clark	WLB	Kavell Conner
WR	Pierre Garcon	LCB	Jacob Lacey
QB	Curtis Painter	RCB	Jerraud Powers
RB	Joseph Addai	SS	David Caldwell
H-B	Brody Eldridge	FS	Antoine Bethea

PASSING	ATT.	COMP.	YDS.	PCT.	AVG./ATT.	TD	TD%	INT.	INT.%	LG	SACKED	RATING
Painter	243	132	1541	54.3	6.3	6	2.5	9	3.7	87t	16/104	66.6
Orlovsky	193	122	1201	63.2	6.2	6	3.1	4	2.1	40	14/84	82.4
Collins	98	48	481	49.0	4.9	2	2.0	1	1.0	36	5/40	65.9
COLTS	**534**	**302**	**3223**	**56.6**	**6.0**	**14**	**2.6**	**14**	**2.6**	**87t**	**35/228**	**72.2**
OPPONENTS	**493**	**351**	**3824**	**71.2**	**7.8**	**25**	**5.1**	**8**	**1.6**	**81t**	**29/192**	**103.9**

2012

RECORD: 11-5 COACH: CHUCK PAGANO
SECOND – AFC SOUTH DIVISION
HOME: 7-1 ROAD: 4-4
DIV: 4-2 CONF: 8-4 NCONF: 3-1

***Sellout ^Roof/Window Open #Roof Open/Window Closed @Roof Closed/Window Open**

DATE		RESULTS	OPPONENT	ATTENDANCE
9/9	L	21-41	@ Chicago	62,341
9/16	W	23-20	MINNESOTA	*^63,912
9/23	L	17-22	JACKSONVILLE	*^63,536
10/7	W	30-27	GREEN BAY	*67,020
10/14	L	9-35	@ New York Jets	79,088
10/21	W	17-13	CLEVELAND	*^64,560
10/28	W	19-13 OT	@ Tennessee	69,143
11/4	W	23-20	MIAMI	*66,479
11/8	W	27-10	@ Jacksonville	63,272
11/18	L	24-59	@ New England	68,756
11/25	W	20-13	BUFFALO	*64,366
12/2	W	35-33	@ Detroit	63,887
12/9	W	27-23	TENNESSEE	*64,688
12/16	L	17-29	@ Houston	71,702
12/23	W	20-13	@ Kansas City	62,938
12/30	W	28-16	HOUSTON	*66,957
1/6	**L**	**9-24**	**@ Baltimore**	**71,379**

TEAM STATISTICS	COLTS	OPP
TOTAL FIRST DOWNS	360	325
Rushing	110	102
Passing	208	190
Penalty	42	33
3rd Down: M/A/Pct.	98/229 42.8	75/197 38.1
4th Down: M/A/Pct.	7/8 87.5	3/7 42.9
TOTAL NET YARDS	5799	5988
Avg. Per Game	362.4	374.3
Total Plays	1109	995
Avg. Per Play	5.2	6.0
NET YARDS RUSHING	1671	2200
Avg. Per Game	104.4	137.5
Total Rushes	440	428
NET YARDS PASSING	4128	3788
Avg. Per Game	258.0	236.8
Tackled/Yards Lost	41/246	32/189
Gross Yards	4374	3977
Att./Completions	628/339	535/334
Completion Pct.	54.0	62.4
Had Intercepted	18	12
PUNTS/AVERAGE	74/47.3	71/47.0
NET PUNTING AVG.	74/40.3	71/41.2
PENALTIES/YARDS	94/801	128/1208
FUMBLES/BALL LOST	21/9	11/3
TOUCHDOWNS	40	42
Rushing	11	14
Passing	23	23
Defense/Kicking	4/2	3/2
TIME OF POSSESSION	30:36	29:24

SCORE BY PERIODS	1	2	3	4	OT	TOTAL
COLTS	**93**	**96**	**81**	**81**	**6**	**357**
OPPONENTS	**69**	**144**	**78**	**96**	**0**	**387**

SCORING	TDR	TDP	TDRT	PAT	FG	2P	S	TP
Vinatieri				37/37	26/33			115
Hilton		7	1					48
Luck	5							30
Wayne		5						30
Allen		3						18
Avery		3						18
Ballard	2	1						18
Carter	3							18
Butler			2					12
Fleener		2						12
Brown	1					1		8
Brazill		1						6
Freeman			1					6
Karim			1					6
Moore		1						6
Vaughn			1					6
COLTS	**11**	**23**	**6**	**37/37**	**26/33**	**1**	**0**	**357**
OPPONENTS	**14**	**23**	**5**	**39/39**	**32/41**	**0**	**0**	**387**

2-Point: Colts 1-2, Opponents 0-3

FGS	1-19	20-29	30-39	40-49	50+	TOT
Vinatieri	1-1	8-8	4-7	9-10	4-7	26-33
COLTS	**1-1**	**8-8**	**4-7**	**9-10**	**4-7**	**26-33**
OPPONENTS	**0-0**	**6-6**	**15-36**	**8-11**	**3-8**	**32-41**

Vinatieri: (37)(**26**,**45**,**53**)(36,**37**)(**24**,53,**50**,**28**)(**20**,**50**,**47**)(**38**)(**20**,37b,**44**)(48,**23**,54b,**47**,**43**)(**31**,**41**)(**47**,58)(**25**,**19**)()(**53**,**40**)(**26**)(**48**,**36**)()

OPP.: (**35**,**26**)(**51**,**29**)(**44**,**47**,**26**)(52,51)()()(**39**,45,**30**)(**37**,**31**)(44,**40**)(**36**,**31**)(**33**,**31**)(**48**,**33**,**52**,**31**)(57,**40**,**31**,**25**)(**29**,**35**,50,**27**,**46**,**33**)(**47**,43,**47**)(**51**,**37**,**37**,52)

RUSHING	NO.	YDS.	AVG.	LG	TD
Ballard	211	814	3.9	26	2
Brown	108	417	3.9	19	1
Luck	62	255	4.1	19	5
Carter	32	122	3.8	20	3
Hilton	5	29	5.8	19	0
Moore	13	20	1.5	6	0
Avery	4	9	2.3	7	0
Allen	3	5	1.7	3	0
Hughes	1	5	5.0	5	0
Wayne	1	-5	-5.0	-5	0
COLTS	**440**	**1671**	**3.8**	**26**	**11**
OPPONENTS	**428**	**2200**	**5.1**	**86t**	**14**

RECEIVING	NO.	YDS.	AVG.	LG	TD
Wayne	106	1355	12.8	33	5
Avery	60	781	13.0	48	3
Hilton	50	861	17.2	70t	7
Allen	45	521	11.6	40	3
Fleener	26	281	10.8	26t	2
Ballard	17	152	8.9	19	1
Brazill	11	186	16.9	42t	1
Brown	9	93	10.3	39	0
Moore	6	77	12.8	32	1
Adams	2	26	13.0	13	0
Saunders	2	15	7.5	11	0
Carter	1	13	13.0	13	0
Jones	1	8	8.0	8	0
Collie	1	6	6.0	6	0
Hughes	1	3	3.0	3	0
Palmer	1	-4	-4.0	-4	0
COLTS	**339**	**4374**	**12.9**	**70t**	**23**
OPPONENTS	**334**	**3977**	**11.9**	**80t**	**23**

INTERCEPTIONS	NO.	YDS.	AVG.	LG	TD
Butler	4	101	25.3	51	2
Davis	3	26	8.7	26	0
Zbikowski	1	20	20.0	20	0
Freeman	1	4	4.0	4t	1
Vaughn	1	3	3.0	3t	1
Mathis	1	1	1.0	1	0
Powers	1	0	0.0	0	0
COLTS	**12**	**155**	**12.9**	**51**	**4**
OPPONENTS	**18**	**406**	**22.6**	**87t**	**3**

PUNTING	NO.	YDS.	AVG.	TB	IN20	LG	BLK.
McAfee	73	3500	47.9	7	26	64	1
COLTS	**73**	**3500**	**47.9**	**7**	**26**	**64**	**1**
OPPONENTS	**71**	**3340**	**47.0**	**5**	**24**	**66**	**0**

PUNT RETURNS	NO.	FC	YDS.	AVG.	LG	TD
Hilton	26	18	300	11.5	75t	1
Brazill	2	1	12	6.0	8	0
Zbikowski	0	1	0	0.0	0	0
COLTS	**28**	**20**	**312**	**11.1**	**75t**	**1**
OPPONENTS	**32**	**14**	**375**	**11.7**	**68t**	**1**

KICKOFF RETURNS	NO.	YDS.	AVG.	LG	TD
Vaughn	10	209	20.9	40	0
Karim	9	328	36.4	101t	1
Hilton	7	118	16.9	26	0
Zbikowski	6	123	20.5	34	0
Lefeged	4	68	17.0	19	0
Brazill	3	50	16.7	20	0
Moore	3	50	16.7	24	0
Sowell	1	11	11.0	11	0
COLTS	**43**	**957**	**22.3**	**101t**	**1**
OPPONENTS	**34**	**841**	**24.7**	**50**	**0**

SACKS: Colts 32.0, Opponents 41.0; Mathis 8.0-54.0; Freeney 5-24.0; J. Hughes 4-18.0; Bethea 2-8.0; Freeman 2-17.0; Redding 2-12.0; Conner 1-0.0; Davis 1-3.0; Fokou 1-6.0; Geathers 1-9.0; Gordy 1-14.0; Guy 1-8.0; Nevis 1-8.0; Westerman 1-2.0; Zbikowski 1-6.0

USUAL STARTERS
PRO BOWLERS IN BOLDFACE

	OFFENSE		DEFENSE
WR	**Reggie Wayne**	DE	Cory Redding
LT	Anthony Castonzo	NT	Antonio Johnson
LG	Joe Reitz	DT	Fili Moala
C	Samson Satele	**SLB**	**Robert Mathis**
RG	Mike McGlynn	MIKE	Kavell Conner
RT	Winston Justice	WILL	Jerrell Freeman
TE	Coby Fleener	RUSH	Dwight Freeney
WR	Donnie Avery	LCB	Cassius Vaughn
QB	**Andrew Luck**	RCB	Vontae Davis
F	Dwayne Allen	SS	Tom Zbikowski
RB	Vick Ballard	FS	Antoine Bethea

PASSING	ATT.	COMP.	YDS.	PCT.	AVG./ATT.	TD	TD%	INT.	INT.%	LG	SACKED	RATING
Luck	627	339	4374	54.1	6.9	23	3.7	18	2.9	70t	41/246	76.5
Hilton	1	0	0	0.0	0.0	0	0.0	0	0.0	0	0/0	39.6
COLTS	**628**	**339**	**4374**	**54.0**	**6.9**	**23**	**3.7**	**18**	**2.9**	**70t**	**41/246**	**76.4**
OPPONENTS	**535**	**334**	**3977**	**62.4**	**7.4**	**23**	**4.3**	**12**	**2.2**	**80t**	**32/189**	**90.1**

2013

RECORD: 11-5 COACH: CHUCK PAGANO
FIRST – AFC SOUTH DIVISION
HOME: 6-2 ROAD: 5-3
DIV: 6-0 CONF: 9-3 NCONF: 2-2

*Sellout ^Roof/Window Open #Roof Open/Window Closed #Roof Closed/Window Open

DATE		RESULTS	OPPONENT	ATTENDANCE
9/8	W	21-17	OAKLAND	*65,412
9/15	L	20-24	MIAMI	*^65,406
9/22	W	27-7	@ San Francisco	69,732
9/29	W	37-3	@ Jacksonville	59,695
10/6	W	34-28	SEATTLE	*66,608
10/14	L	9-19	@ San Diego	57,954
10/20	W	39-33	DENVER	*^67,196
11/3	W	27-24	@ Houston	71,778
11/10	L	8-38	ST. LOUIS	*66,004
11/14	W	30-27	@ Tennessee	69,143
11/24	L	11-40	@ Arizona	60,882
12/1	W	22-14	TENNESSEE	*65,502
12/8	L	28-42	@ Cincinnati	62,507
12/15	W	25-3	HOUSTON	*65,470
12/22	W	23-7	@ Kansas City	75,396
12/29	W	30-10	JACKSONVILLE	*66,008
1/4	**W**	**45-44**	**KANSAS CITY**	***63,551**
1/11	**L**	**22-43**	**@ New England**	**68,756**

TEAM STATISTICS	COLTS	OPP
TOTAL FIRST DOWNS	318	319
Rushing	88	101
Passing	191	191
Penalty	39	27
3rd Down: M/A/Pct.	80/213 37.6	79/210/37.6
4th Down: M/A/Pct.	3/10 30.0	10/19/52.6
TOTAL NET YARDS	5468	5713
Avg. Per Game	341.8	357.1
Total Plays	1023	1026
Avg. Per Play	5.3	5.6
NET YARDS RUSHING	1743	2002
Avg. Per Game	108.9	125.1
Total Rushes	409	448
NET YARDS PASSING	3725	3711
Avg. Per Game	232.8	231.9
Tackled/Yards Lost	32/227	42/248
Gross Yards	3952	3959
Att./Completions	582/350	536/324
Completion Pct.	60.1	60.4
Had Intercepted	10	15
PUNTS/AVERAGE	77/45.4	75/45.6
NET PUNTING AVG.	38.0	39.7
PENALTIES/YARDS	66/576	112/990
FUMBLES/BALL LOST	14/4	26/12
TOUCHDOWNS	40	38
Rushing	15	14
Passing	23	21
Defense/Kicking	1/1	2/1
TIME OF POSSESSION	29:41	30:19

SCORE BY PERIODS	1	2	3	4	OT	TOTAL
COLTS	**70**	**117**	**106**	**95**	**0**	**391**
OPPONENTS	**102**	**102**	**66**	**66**	**0**	**336**

SCORING	TDR	TDP	TDRT	PAT	FG	2P	S	TP
Vinatieri				34/34	35/40			139
Brown	6	2						48
Hilton		5						30
Fleener		4				2		28
Luck	4							24
Richardson	3	1						24
Wayne		2				1		14
Bradshaw	2							12
Whalen		2						12
Brazill		2						12
Rogers		2						12
Heyward-Bey		1				1		8
Allen		1						6
Butler			1					6
Havili		1						6
Howell			1					6
Redding							1	2
Mathis							1	2
COLTS	**15**	**23**	**2**	**34/34**	**35/40**	**4**	**2**	**391**
OPPONENTS	**14**	**21**	**3**	**37/37**	**23/30**	**0**	**1**	**336**

2-Point: Colts 4-6, Opponents 0-1

FGS	1-19	20-29	30-39	40-49	50+
A.Vinatieri	0/0	6/6	10/11	15/17	4/6
COLTS	**0/0**	**6/6**	**10/11**	**15/17**	**4/6**
OPPONENTS	**0/0**	**3/4**	**9/9**	**7/12**	**4/5**

Vinatieri: (|(52,**30**,**38**)|**43**,**41**,51)|**22**,**46**,**28**)|(**41**,**49**)|**30**,**50**,**51**)|**27**,**52**,**42**)(42b,**30**,**35**)|(|(**48**,**30**,**50**)|**27**)|**47**,**48**,**45**,**37**,**49**)(44)|**37**,**43**,**40**)(34,**46**,**45**,**30**)|**23**,**26**,**39**)

OPP.: (48,**38**)(54),|(**53**)|**42**,48b,**36**,**41**,**46**)|**31**,**33**,**34**,**50**)|**31**,**47**)(49,**43**,43,55)|**32**)|**25**,**38**)(28b,**48**,**50**,**21**,**25**)|(|(**49**)(47)|**37**)

RUSHING	NO.	YDS.	AVG.	LG	TD
Brown	102	537	5.3	51t	6
Richardson	157	458	2.9	22	3
Luck	63	377	6.0	29	4
Bradshaw	41	186	4.5	27	2
Ballard	13	63	4.8	12	0
Choice	11	44	4.0	8	0
Herron	5	33	6.6	22	0
Heyward-Bey	3	26	8.7	30	0
Havili	7	7	1.0	4	0
Hilton	2	6	3.0	3	0
Wayne	1	5	5.0	5	0
Lynch	1	3	3.0	3	0
Rogers	1	0	0.0	0	0
Hasselbeck	2	-2	-1.0	-1	0
COLTS	**409**	**1743**	**4.3**	**51t**	**15**
OPPONENTS	**448**	**2002**	**4.5**	**56**	**14**

RECEIVING	NO.	YDS.	AVG.	LG	TD
Hilton	82	1083	13.2	73t	5
Fleener	52	608	11.7	44	4
Wayne	38	503	13.2	35	2
Heyward-Bey	29	309	10.7	27	1
Richardson	28	265	9.5	24	1
Brown	27	214	7.9	33t	2
Whalen	24	259	10.8	25	2
Havili	18	128	7.1	20t	1
Rogers	14	192	13.7	69t	2
Brazill	12	161	13.4	29t	2
Bradshaw	7	42	6.0	14	0
Doyle	5	19	3.8	8	0
Saunders	4	46	11.5	18	0
Jones	2	34	17.0	21	0
Herron	1	57	57.0	57	0
Allen	1	20	20.0	20t	1
Hughes	1	6	6.0	6	0
Choice	1	5	5.0	5	0
Cunningham	1	4	4.0	4	0
Reed	1	2	2.0	2	0
Satele	1	0	0.0	0	0
Ballard	1	-5	-5.0	-5	0
COLTS	**350**	**3952**	**11.3**	**73t**	**23**
OPPONENTS	**324**	**3959**	**12.2**	**81t**	**21**

INTERCEPTIONS	NO.	YDS.	AVG.	LG	TD
Butler	4	79	19.8	41t	1
Vaughn	3	9	3.0	8	0
Bethea	2	48	24.0	46	0
Freeman	2	13	6.5	13	0
Toler	1	26	26.0	26	0
Gordy	1	7	7.0	7	0
Angerer	1	4	4.0	4	0
Davis	1	0	0.0	0	0
COLTS	**15**	**186**	**12.4**	**46**	**1**
OPPONENTS	**10**	**91**	**9.1**	**32**	**1**

PUNTING	NO.	YDS.	AVG.	TB	IN20	LG	BLK.
McAfee	76	3499	46.0	7	27	65	1
COLTS	**76**	**3499**	**45.4**	**7**	**27**	**65**	**1**
OPPONENTS	**75**	**3423**	**45.6**	**6**	**24**	**70**	**0**

PUNT RETURNS	NO.	FC	YDS.	AVG.	LG	TD
Hilton	17	12	159	9.4	34	0
Whalen	8	7	104	13.0	51	0
Rainey	4	4	29	7.3	18	0
Brazill	3	2	25	8.3	17	0
Butler	1	0	9	9.0	9	0
COLTS	**33**	**25**	**326**	**9.9**	**51**	**0**
OPPONENTS	**29**	**17**	**396**	**13.7**	**98t**	**1**

KICKOFF RETURNS	NO.	YDS.	AVG.	LG	TD
Reed	24	590	24.6	39	0
Rainey	6	131	21.8	27	0
Vaughn	5	142	28.4	33	0
Brazill	3	57	19.0	21	0
Williams	1	28	28.0	28	0
Choice	1	28	28.0	28	0
Whalen	1	22	22.0	22	0
Herron	1	13	13.0	13	0
Adongo	1	0	0.0	0	0
COLTS	**43**	**1011**	**23.5**	**39**	**0**
OPPONENTS	**43**	**1085**	**25.2**	**56**	**0**

SACKS: Colts 42.0, Opponents 32.0; Mathis 19.5-120.5; Freeman 5.5-22.5; Redding 4.5-14.5; Walden 3.0-23.0; Jean Francois 2.5-19.5; Werner 2.5-15.0; Moala 1.5-4.0; Bethea 1.0-12.0; Sheppard 1.0-9.0; Angerer 0.5-4.0; Mathews 0.5-4.0

USUAL STARTERS
PRO BOWLERS IN BOLDFACE

	OFFENSE		DEFENSE
WR	T.Y. Hilton	DE	Cory Redding
LT	Anthony Castonzo	NT	Aubrayo Franklin
LG	Hugh Thornton	DT	Ricky Jean Francois
C	Samson Satele	SLB	Erik Walden
RG	Mike McGlynn	MIKE	Pat Angerer
RT	Gosder Cherilus	WILL	Jerrell Freeman
TE	Coby Fleener	**RUSH**	**Robert Mathis**
WR	Darrius Heyward-Bey	LCB	Greg Toler
QB	**Andrew Luck**	RCB	Vontae Davis
FB	Stanley Havili	SS	Antoine Bethea
RB	Trent Richardson	FS	LaRon Landry
LS	**Matt Overton**		

PASSING	ATT.	COMP.	YDS.	PCT.	AVG./ATT.	TD	TD%	INT.	INT.%	LG	SACKED	RATING
Luck	570	343	3822	60.2	6.7	23	4.0	9	1.6	73t	32/227	87.0
Hasselbeck	12	7	130	58.3	10.8	0	0.0	1	8.3	57	0/0	61.1
COLTS	**582**	**350**	**3952**	**60.1**	**6.8**	**23**	**4.0**	**10**	**1.7**	**73t**	**32/227**	**86.5**
OPPONENTS	**536**	**324**	**3959**	**60.4**	**7.4**	**21**	**3.9**	**15**	**2.8**	**81t**	**42/248**	**84.6**

2014

RECORD: 11-5 COACH: CHUCK PAGANO

FIRST – AFC SOUTH DIVISION

HOME: 6-2 ROAD: 5-3

DIV: 6-0 CONF: 9-3 NCONF: 2-2

***Sellout ^Roof/Window Open #Roof Open/Window Closed @Roof Closed/Window Open**

DATE		RESULTS	OPPONENT	ATTENDANCE
9/7	L	24-31	@ Denver	76,939
9/15	L	27-30	PHILADELPHIA	*64,871
9/21	W	44-17	@ Jacksonville	60,601
9/28	W	41-17	TENNESSEE	*^64,757
10/5	W	20-13	BALTIMORE	*#65,258
10/9	W	33-28	@ Houston	71,787
10/19	W	27-0	CINCINNATI	*#66,539
10/26	L	34-51	@ Pittsburgh	62,479
11/3	W	40-24	@ New York Giants	77,975
11/16	L	20-42	NEW ENGLAND	*66,751
11/23	W	23-3	JACKSONVILLE	*64,328
11/30	W	49-27	WASHINGTON	*65,352
12/7	W	25-24	@ Cleveland	67,431
12/14	W	17-10	HOUSTON	*65,148
12/21	L	7-42	@ Dallas	91,899
12/28	W	27-10	@ Tennessee	69,143
1/4	**W**	**26-10**	**CINCINNATI**	***63,385**
1/11	**W**	**24-13**	**@ Denver**	**76,867**
1/18	**L**	**7-45**	**@ New England**	**68,756**

TEAM STATISTICS	COLTS	OPP
TOTAL FIRST DOWNS	371	309
Rushing	80	103
Passing	251	175
Penalty	40	31
3rd Down: M/A/Pct.	89/217 41.0	67/201 33.3
4th Down: M/A/Pct.	6/15 40.0	4/17 23.5
TOTAL NET YARDS	6506	5483
Avg. Per Game	406.6	342.7
Total Plays	1105	1007
Avg. Per Play	5.9	5.4
NET YARDS RUSHING	1612	1814
Avg. Per Game	100.8	113.4
Total Rushes	415	423
NET YARDS PASSING	4894	3669
Avg. Per Game	305.9	229.3
Sacked/Yards Lost	29/168	41/263
Gross Yards	5062	3932
Att./Completions	661/410	543/320
Completion Pct.	62.0	58.9
Had Intercepted	16	12
PUNTS/AVERAGE	69/46.7	90/47.5
NET PUNTING AVG.	42.8	42.4
PENALTIES/YARDS	105/848	101/866
FUMBLES/BALL LOST	31/15	29/14
TOUCHDOWNS	53	46
Rushing	9	14
Passing	42	27
Returns	2	5
TIME OF POSSESSION	31:54	28:06

SCORE BY PERIODS	1	2	3	4	OT	TOTAL
COLTS	**87**	**141**	**122**	**108**	**0**	**458**
OPPONENTS	**54**	**124**	**90**	**101**	**0**	**369**

SCORING	TDR	TDP	TDRT	PAT	FG	2P	S	TP
Vinatieri				50/50	30/31			140
Allen		8						48
Bradshaw	2	6						48
Fleener		8						48
Hilton		7						42
Nicks		4						24
Luck	3							18
Moncrief		3						18
Richardson	3							18
Doyle		2						12
Wayne		2						12
Castonzo		1						6
Herron	1							6
Jackson			1					6
Tipton		1						6
Toler			1					6
COLTS	**9**	**42**	**2**	**50/50**	**30/31**	**0**	**0**	**458**
OPPONENTS	**14**	**27**	**5**	**46/46**	**15/19**	**0**	**1**	**369**

2-Point: Colts 0-3, Opponents 0-0

FGS	1-19	20-29	30-39	40-49	50+	Tot.
Vinatieri	0-0	10-10	10-10	7-8	3-3	30-31
COLTS	**0-0**	**10-10**	**10-10**	**7-8**	**3-3**	**30-31**
OPPONENTS	**0-0**	**6-6**	**6-8**	**1-2**	**2-3**	**15-19**

Vinatieri: (25)(46,27)(48,43,25)(31,30)(38,34)(27,34)(23,50)(31,23)(48,31,48,43)(31,53)(46,20,32)()(51,33)(29)()(23,46,26)

OPP.: (21)(31,38,23,36)(41)(36)(52,27)(37)()()(38)()(28)(25,29)(40,39)(53)(52)(31)

RUSHING	NO.	YDS.	AVG.	LG	TD
Richardson	159	519	3.3	27	3
Bradshaw	90	425	4.7	29	2
Herron	78	351	4.5	49t	1
Luck	64	273	4.3	20	3
Hilton	2	20	10.0	15	0
Tipton	10	18	1.8	9	0
Moncrief	4	17	4.3	7	0
Hasselbeck	8	-11	-1.4	0	0
COLTS	**415**	**1612**	**3.9**	**49t**	**9**
OPPONENTS	**423**	**1814**	**4.3**	**52**	**14**

RECEIVING	NO.	YDS.	AVG.	LG	TD
Hilton	82	1345	16.4	73t	7
Wayne	64	779	12.2	80	2
Fleener	51	774	15.2	73t	8
Nicks	38	405	10.7	29	4
Bradshaw	38	300	7.9	22	6
Moncrief	32	444	13.9	79t	3
Allen	29	395	13.6	41t	8
Richardson	27	229	8.5	24	0
Herron	21	173	8.2	26	0
Doyle	18	118	6.6	20	2
Tipton	6	68	11.3	32	1
Whalen	2	23	11.5	18	0
Castonzo	1	1	1.0	1t	1
Cribbs	1	8	8.0	8	0
COLTS	**410**	**5062**	**12.3**	**80**	**42**
OPPONENTS	**320**	**3932**	**12.3**	**63t**	**27**

INTERCEPTIONS	NO.	YDS.	AVG.	LG	TD
Adams	5	24	4.8	10	0
Davis	4	72	18.0	42	0
Toler	2	47	23.5	47t	1
Gordy	1	0	0.0	0	0
COLTS	**12**	**143**	**11.9**	**47t**	**1**
OPPONENTS	**16**	**250**	**15.6**	**46**	**3**

PUNTING	NO.	YDS.	AVG.	TB	IN20	LG	BLK.
McAfee	69	3221	46.7	3	30	61	0
COLTS	**69**	**3221**	**46.7**	**3**	**30**	**61**	**0**
OPPONENTS	**90**	**4271**	**47.5**	**7**	**30**	**79**	**1**

PUNT RETURNS	NO.	FC	YDS.	AVG.	LG	TD
Whalen	26	17	187	7.2	22	0
Cribbs	19	8	125	6.6	18	0
COLTS	**45**	**25**	**312**	**6.9**	**22**	**0**
OPPONENTS	**35**	**19**	**205**	**5.9**	**37**	**0**

KICKOFF RETURNS	NO.	YDS.	AVG.	LG	TD
Cribbs	19	608	32.0	76	0
Whalen	15	379	25.3	32	0
Herron	3	78	26.0	32	0
Hilton	1	0	0.0	0	0
COLTS	**38**	**1065**	**28.0**	**76**	**0**
OPPONENTS	**26**	**587**	**22.6**	**52**	**0**

SACKS: Colts 41.0, Opponents 29.0; Newsome 6.5-41.5; Walden 6.0-30.0; D. Jackson 4.0-29.0; Werner 4.0-20.0; Redding 3.5-33.0; Jean Francois 3.0-15.0; Kerr 3.0-6.0; Landry 2.5-19.5; Freeman 1.5-8.5; Jones 1.5-15.5; S. Brown 1.0-11.0; A. Jackson 1.0-2.0; Quarles 1.0-6.0; Toler 1.0-16.0; McNary 0.5-4.0; Team 1.0-6.0

USUAL STARTERS PRO BOWLERS IN BOLDFACE

OFFENSE		DEFENSE	
WR	Reggie Wayne	DE	Cory Redding
LT	Anthony Castonzo	NT	Josh Chapman
LG	Jack Mewhort	DT	Ricky Jean Francois
C	Jonotthan Harrison	SLB	Erik Walden
RG	Hugh Thornton	**MIKE**	**D'Qwell Jackson**
RT	Gosder Cherilus	WILL	Jerrell Freeman
TE	Dwayne Allen	RUSH	Bjoern Werner
WR	**T.Y. Hilton**	LCB	Greg Toler
QB	**Andrew Luck**	**RCB**	**Vontae Davis**
TE	Coby Fleener	**SS**	**Mike Adams**
RB	Trent Richardson	FS	LaRon Landry
P	**Pat McAfee**		
K	**Adam Vinatieri**		

PASSING	ATT.	COMP.	YDS.	PCT.	AVG./ATT.	TD	TD%	INT.	INT.%	LG	SACKED	RATING
Luck	616	380	4761	61.7	7.73	40	6.5	16	2.6	80	27/161	96.5
Hasselbeck	44	30	301	68.2	6.84	2	4.5	0	0.0	32	2/7	102.6
McAfee	1	0	0	0.0	0.00	0	0.0	0	0.0	0	0/0	39.6
COLTS	**661**	**410**	**5062**	**62.0**	**7.66**	**42**	**6.4**	**16**	**2.4**	**80**	**29/168**	**96.8**
OPPONENTS	**543**	**320**	**3932**	**58.9**	**7.24**	**27**	**5.0**	**12**	**2.2**	**63t**	**41/263**	**88.7**

2015

RECORD: 8-8 COACH: CHUCK PAGANO
SECOND – AFC SOUTH DIVISION
HOME: 4-4 ROAD: 4-4
DIV: 4-2 CONF: 6-6 NCONF: 2-2

***Sellout ^Roof/Window Open #Roof Open/Window Closed @Roof Closed/Window Open**

DATE		RESULTS	OPPONENT	ATTENDANCE
9/13	L	14-27	@ Buffalo	70,319
9/21	L	7-20	NEW YORK JETS	*@65,220
9/27	W	35-33	@ Tennessee	65,920
10/4	W	16-13 OT	JACKSONVILLE	*^65,609
10/8	W	27-20	@ Houston	71,732
10/18	L	27-34	NEW ENGLAND	*66,726
10/25	L	21-27	NEW ORLEANS	*^66,420
11/2	L	26-29 OT	@ Carolina	74,136
11/8	W	27-24	DENVER	*#66,894
11/22	W	24-21	@ Atlanta	70,433
11/29	W	25-12	TAMPA BAY	*65,696
12/6	L	10-45	@ Pittsburgh	58,701
12/13	L	16-51	@ Jacksonville	62,372
12/20	L	10-16	HOUSTON	*66,083
12/27	W	18-12	@ Miami	65,482
1/3	W	30-24	TENNESSEE	*65,733

TEAM STATISTICS	COLTS	OPP
TOTAL FIRST DOWNS	311	331
Rushing	77	89
Passing	195	210
Penalty	39	32
3rd Down: M/A/Pct.	94/235 40.0	89/227 39.2
4th Down: M/A/Pct.	7/13 53.8	10/14 71.4
TOTAL NET YARDS	5142	6066
Avg. Per Game	321.4	379.1
Total Plays	1052	1072
Avg. Per Play	4.9	5.7
NET RUSHING YARDS	1438	1952
Avg. Per Game	89.9	122.0
Total Rushes	396	452
NET YARDS PASSING	3704	4114
Avg. Per Game	231.5	257.1
Sacked/Yards Lost	37/224	35/251
Gross Yards	3928	4365
Att./Completions	619/355	585/354
Completion Pct.	57.4	60.5
Had Intercepted	19	17
PUNTS/AVERAGE	85/47.7	80/45.2
NET PUNTING AVG.	41.7	41.4
PENALTIES/YARDS	108/931	133/1168
FUMBLES/BALL LOST	19/11	20/8
TOUCHDOWNS	37	47
Rushing	6	14
Passing	26	29
Returns	5	4
TIME OF POSSESSION	29:32	30:28

SCORE BY PERIODS	1	2	3	4	OT	TOTAL
COLTS	61	101	59	106	6	333
OPPONENTS	67	129	106	100	6	408

SCORING	TDR	TDP	TDR	PAT	FG	2P	S	TP
Vinatieri				32/35	25/27			107
Gore	6	1						42
Moncrief		6						36
Hilton		5						30
Johnson		4						24
Fleener		3				1		20
Bradshaw		3						18
Freeman			1					6
Lowery			1					6
Whalen		1						6
Mathis			1					6
Adams			1					6
Doyle		1						6
Allen		1						6
Jackson			1					6
Dorsett		1						6
McGill						1		2
COLTS	**6**	**26**	**5**	**32/35**	**25/27**	**1**	**1**	**333**
OPPONENTS	**14**	**29**	**4**	**40/44**	**28/35**	**1**	**1**	**408**

2-Point: Conversions: Team 1/ 2, Opponents: 1/ 3

FGS	1-19	20-29	30-39	40-49	50+	Tot.
Vinatieri	0/ 0	7/ 8	6/ 6	8/ 8	4/ 5	25/27
COLTS	**0/ 0**	**7/ 8**	**6/ 6**	**8/ 8**	**4/ 5**	**25/27**
OPPONENTS	**0/ 0**	**6/ 6**	**10/ 10**	**10/ 14**	**2/ 5**	**28/35**

Vinatieri: (52)(29)()**(54,32,27)(48,42)**()()
(47,34,24,50)(43,55)(43)()**(49,27,26,44)**
(35)()**(25,21,32)(29)(38)(49,52,35)**
OPP.: **(41,45)(35,**48,**46)(38,21)(20,32,**53,48)
(36,49)(40,35)()**(39,42,52)(29)**(46)
(38,30,54)**(29,51,**47,**42)(46)**(56,**22,46,32)**
(33,20)(49)

RUSHING	NO.	YDS.	AVG.	LG	TD
Gore	260	967	3.7	37t	6
Luck	33	196	5.9	25	0
Bradshaw	31	85	2.7	23	0
Herron	14	42	3.0	6	0
Robinson	17	39	2.3	8	0
Freeman	8	24	3.0	9	0
Tipton	5	20	4.0	7	0
McAfee	1	18	18.0	18	0
Dorsett	3	17	5.7	11	0
Hasselbeck	16	15	0.9	10	0
Williams	2	12	6.0	12	0
Varga	1	2	2.0	2	0
Whitehurst	2	1	0.5	2	0
Allen	1	1	1.0	1	0
Reitz	1	0	0.0	0	0
Anderson	1	-1	-1.0	-1	0
COLTS	**396**	**1438**	**3.6**	**37t**	**6**
OPPONENTS	**452**	**1952**	**4.3**	**56**	**14**

RECEIVING	NO.	YDS.	AVG.	LG	TD
Hilton	69	1124	16.3	87t	5
Moncrief	64	733	11.5	33	6
Fleener	54	491	9.1	57t	3
Johnson	41	503	12.3	35	4
Gore	34	267	7.9	34	1
Whalen	19	205	10.8	38	1
Dorsett	18	225	12.5	35t	1
Allen	16	109	6.8	21	1
Doyle	12	72	6.0	19	1
Bradshaw	10	64	6.4	10	3
Robinson	6	33	5.5	9	0
Herron	6	27	4.5	7	0
Tipton	5	57	11.4	27	0
Varga	1	18	18.0	18	0
Reitz	0	0	0	0	0
COLTS	**355**	**3928**	**11.1**	**87t**	**26**
OPPONENTS	**354**	**4365**	**12.3**	**80t**	**29**

INTERCEPTIONS	NO.	YDS.	AVG.	LG	TD
Adams	5	63	12.6	38	1
Lowery	4	96	24.0	69t	1
Davis	4	6	1.5	6	0
Freeman	1	23	23.0	23t	1
Jackson	1	6	6.0	6t	1
Fleener	1	2	2.0	2	0
Butler	1	0	0.0	0	0
COLTS	**17**	**196**	**11.5**	**69t**	**4**
OPPONENTS	**19**	**285**	**15.0**	**48**	**0**

PUNTING	NO.	YDS.	AVG.	TB	IN20	LG	BLK.
McAfee	85	4052	47.7	6	28	63	0
COLTS	**85**	**4052**	**47.7**	**6**	**28**	**63**	**0**
OPPONENTS	**80**	**3616**	**45.2**	**2**	**30**	**63**	**0**

PUNT RETURNS	NO.	FC	YDS.	AVG.	LG	TD
Bray	21	7	166	7.9	33	0
Whalen	12	18	85	7.1	22	0
Hilton	4	2	16	4.0	10	0
Dorsett	2	1	1	0.5	1	0
COLTS	**39**	**28**	**268**	**6.9**	**33**	**0**
OPPONENTS	**36**	**23**	**386**	**10.7**	**83**	**3**

KICKOFF RETURNS	NO.	YDS.	AVG.	LG	TD
Bray	21	570	27.1	60	0
Whalen	9	244	27.1	50	0
Varga	6	151	25.2	30	0
Doyle	2	22	11.0	12	0
Tipton	1	23	23.0	23	0
McGill	1	15	15.0	15	0
Dorsett	1	12	12.0	12	0
Moncrief	1	5	5.0	5	0
Anderson	1	5	5.0	5	0
COLTS	**43**	**1047**	**24.3**	**60**	**0**
OPPONENTS	**8**	**156**	**19.5**	**41**	**0**

USUAL STARTERS
PRO BOWLERS IN BOLDFACE

OFFENSE		DEFENSE	
WR	Andre Johnson	DE	Kendall Langford
LT	Anthony Castonzo	NT	David Parry
LG	Jack Mewhort	DT	Henry Anderson
C	Jonotthan Harrison	SLB	Erik Walden
RG	Hugh Thornton	MIKE	D'Qwell Jackson
RT	Joe Reitz	WILL	Jerrell Freeman
TE	Dwayne Allen	RUSH	Robert Mathis
WR	**T.Y. Hilton**	LCB	Greg Toler
QB	Matt Hasselbeck	**RCB**	**Vontae Davis**
TE	Coby Fleener	**SS**	**Mike Adams**
RB	Frank Gore	FS	Dwight Lowery

PASSING	ATT.	COMP.	YDS.	PCT.	AVG./ATT.	TD	TD%	INT.	INT.%	LG	SACKED	RATING
Luck	293	162	1881	55.3	6.4	15	5.1	12	4.1	87t	15/88	74.9
Hasselbeck	256	156	1690	60.9	6.6	9	3.5	5	2.0	57	16/101	84.0
Whitehurst	32	16	150	50.0	4.7	0	0.0	1	3.1	33	5/28	50.3
Freeman	28	15	149	53.6	5.3	1	3.6	1	3.6	57t	1/7	65.9
Lindley	10	6	58	60.0	5.8	1	10.0	0	0.0	18t	0/0	109.6
COLTS	**619**	**355**	**3928**	**57.4**	**6.3**	**26**	**4.2**	**19**	**3.1**	**87t**	**37/224**	**77.5**
OPPONENTS	**585**	**354**	**4365**	**60.5**	**7.5**	**29**	**5.0**	**17**	**2.9**	**80t**	**35/251**	**88.0**

COLTS PRESEASON RESULTS

(All Games on Saturday Night unless otherwise indicated; * denotes OT)

1947	RECORD: 0-2			OPPONENT
8/22	20-29	L	7,018	Buffalo Bills (Hershey, Pa.)
8/29	0-28	L	33,106	Cleveland Browns (Akron, Ohio-Rubber Bowl)

1948	RECORD: 1-2			OPPONENT
8/8	21-27	L	15,000	Los Angeles Dons (Portland, Ore.-Multnomah/Civic Stadium)
8/22	14-42	L	35,139	San Francisco 49ers (Kezar Stadium) Sun
8/27	21-17	W	13,417	Cleveland Browns (Toledo, Ohio-Glass Bowl)

1949	RECORD: 3-1			OPPONENT
8/10	28-12	W	2,953	Buffalo Bills (Wilmington, Del.-Blue Rock Stadium)
8/16	14-28	L	35,000	Brooklyn-NY Yankees (Babe Ruth Stadium)
8/19	5-0	W	9,000	Brooklyn-NY Yankees (Allentown, Pa.-Taylor Stadium)
EXHIBITION GAME				
10/9	31-10	W	4,000	Charlotte Clippers (Charlotte, NC-Charlotte Memorial Stadium)

1950	RECORD: 0-7			OPPONENT
8/13	27-30	L	15,000	Pittsburgh Steelers (Memorial Stadium) Sun
8/19	7-34	L	21,000	Cleveland Browns (Cincinnati, Ohio-Nippert Stadium)
8/24	17-21	L	17,000	Chicago Bears (Memorial Stadium) Thu
8/30	14-27	L	6,000	San Francisco 49ers (Memorial Stadium) Wed
9/2	21-70	L	16,380	Los Angeles Rams (San Antonio, Texas-Alamo Stadium)
9/4	17-42	L	22,500	NY Yanks (Shreveport, La.-Fairgrounds Stadium) Mon
9/10	14-16	L	17,191	Green Bay Packers (Fairgrounds Stadium) Sun

1953	RECORD: 3-3			OPPONENT
8/15	7-10	L	14,000	Philadelphia Eagles (Norfolk, Va.-Foreman Field) Fri
8/22	10-7	W	7,000	Chicago Cardinals (Lubbock, Texas-Jones Stadium) Fri
8/26	13-6	W	15,000	Pittsburgh Steelers (Rochester, NY-St. Thomas Aquinas HS) Wed
9/7	21-23	L	20,000	Cleveland Browns (Akron, Ohio-Rubber Bowl) Mon
9/12	6-10	L	12,000	NY Giants (St. Louis, Mo.-Busch Stadium)
9/20	9-3	W	22,800	Washington Redskins (Memorial Stadium) Sun

1954	RECORD: 4-1			OPPONENT
8/14	10-0	W	10,031	Philadelphia Eagles (Hershey, Pa.)
8/22	27-21	W	11,750	Pittsburgh Steelers (Forbes Field) Sun
9/10	16-21	L	10,000	Pittsburgh Steelers (Tulsa, Okla.-Skelly Stadium) Fri
9/15	20-2	W	18,581	Chicago Cardinals (Comiskey Park) Wed
9/18	49-14	W	19,380	Washington Redskins (Memorial Stadium)

1955	RECORD: 3-2-1			OPPONENT
8/13	6-21	L	8,006	Philadelphia Eagles (Hershey, Pa.)
—	61-0	W	—	Fort Belvoir (Westminster, Md.-Westminster HS)
8/30	28-28	T	23,280	Washington Redskins (Memorial Stadium) Tue
9/6	14-17	L	20,000	NY Giants (Minneapolis, Minn.-Parade Stadium) Tue
9/10	24-14	W	11,872	Chicago Cardinals (Comiskey Park)
9/18	44-17	W	20,754	Pittsburgh Steelers (Buffalo, NY-Civic Stadium) Sun

1956	RECORD: 3-2			OPPONENT
8/11	24-13	W	17,575	Philadelphia Eagles (Hershey, Pa.)
8/20	10-28	L	21,000	NY Giants (Boston, Mass.-Braves Field) Mon
8/25	37-16	W	12,500	Pittsburgh Steelers (Cincinnati, Ohio-Nippert Stadium)
9/9	14-19	L	21,876	Philadelphia Eagles (Louisville, Ky.-Fairgrounds Stadium) Sun
9/16	21-13	W	28,471	Washington Redskins (Memorial Stadium) Sun

1957	RECORD: 2-2-1			OPPONENT
8/17	17-10	W	17,026	Philadelphia Eagles (Hershey, Pa.)
8/24	24-24	T	12,000	Chicago Bears (Cincinnati, Ohio-Nippert Stadium)
9/8	14-24	L	34,352	Washington Redskins (Memorial Stadium) Sun
9/15	27-9	W	17,216	Chicago Cardinals (Louisville, Ky.-Fairgrounds Stadium) Sun
9/21	21-27	L	21,182	Chicago Cardinals (St. Louis, Mo.-Busch Stadium)

1958	RECORD: 2-3-1			OPPONENT
8/16	28-30	L	17,000	Philadelphia Eagles (Hershey, Pa.)
8/23	31-31	T	14,000	Chicago Cardinals (Austin, Tx.-Memorial Stadium)
8/29	7-27	L	18,131	Washington Redskins (Memorial Stadium) Fri
9/6	10-13	L	10,000	Pittsburgh Steelers (Buffalo, NY-Civic Stadium)
9/14	27-21	W	11,111	NY Giants (Memorial Stadium) Sun
9/21	42-21	W	18,747	NY Giants (Louisville, Ky.-Fairgrounds Stadium) Sun

1959	RECORD: 4-2			OPPONENT
8/14	29-0	W	70,000	College All-Stars (Chicago, Ill.-Soldier Field) Fri
8/21	28-3	W	55,000	NY Giants (Dallas, Texas-Cotton Bowl) Fri
8/28	23-10	W	22,409	Washington Redskins (Memorial Stadium) Fri
9/4	30-21	W	39,555	Pittsburgh Steelers (Miami, Fla.-Orange Bowl) Fri
9/13	13-35	L	15,928	Philadelphia Eagles (Franklin Field) Sun
9/20	17-31	L	16,671	Chicago Cardinals (Louisville, Ky.-Fairgrounds Stadium) Sun

1960	RECORD: 3-3			OPPONENT
8/12	32-7	W	70,000	College All-Stars (Chicago, Ill.-Soldier Field) Fri
8/19	14-10	W	40,000	Dallas Cowboys (Cotton Bowl) Fri
8/26	21-31	L	14,000	St. Louis Cardinals (Charleston, SC-Johnson Hagood Stadium) Fri
9/2	28-34	L	33,265	Pittsburgh Steelers (Miami, Fla.-Orange Bowl) Fri
9/12	30-7	W	6,218	Washington Redskins (Memorial Stadium) Tue
9/17	21-35	L	20,125	Philadelphia Eagles (Hershey, Pa.)

1961	RECORD: 3-2			OPPONENT
8/12	20-24	L	15,000	Pittsburgh Steelers (Roanoke, Va.-Victory Stadium)
8/18	13-3	W	10,203	Minnesota Vikings (Memorial Stadium) Fri
8/26	41-7	W	20,302	Washington Redskins (Norfolk, Va.-Foreman Field)
9/1	24-35	L	19,000	Dallas Cowboys (Norman, Okla.-Owen Field) Fri
9/10	49-20	W	50,787	NY Giants (New Haven, Ct.-Yale Bowl) Sun

1962	RECORD: 3-2			OPPONENT
8/11	56-28	W	18,530	Philadelphia Eagles (Hershey, Pa.)
8/16	34-14	W	25,632	Washington Redskins (D.C. Stadium) Thu
8/25	24-10	W	14,000	Dallas Cowboys (Roanoke, Va.-Victory Stadium)
9/2	13-24	L	29,544	Minnesota Vikings (Metropolitan Stadium) Sun
9/9	9-20	L	8,962	Pittsburgh Steelers (Forbes Field) Sun

1963	RECORD: 4-1			OPPONENT
8/10	26-21	W	18,597	Philadelphia Eagles (Hershey, Pa.)
8/17	21-7	W	83,218	Cleveland Browns (Cleveland Municipal Stadium)
8/24	17-14	W	18,000	Pittsburgh Steelers (Atlanta, Ga.-Ponce de Leon Stadium)
8/31	27-21	W	22,000	Washington Redskins (Norfolk, Va.-Foreman Field)
9/7	7-14	L	51,218	Chicago Bears (New Orleans, La.-Tulane Stadium)

1964	RECORD: 3-1-1			OPPONENT
8/8	28-17	W	18,500	Philadelphia Eagles (Hershey, Pa.)
8/14	28-28	T	46,852	Detroit Lions (Tiger Stadium) Fri
8/21	21-30	L	32,069	St. Louis Cardinals (Busch Stadium) Fri
8/27	41-14	W	45,016	Washington Redskins (D.C. Stadium) Thu
9/6	48-17	W	10,000	Pittsburgh Steelers (Canton, Ohio-Fawcett Stadium-HOF) Sun

1965	RECORD: 5-0			OPPONENT
8/14	22-10	W	75,229	St. Louis Cardinals (New Orleans, La.-Tulane Stadium)
8/20	23-3	W	48,035	Detroit Lions (Tiger Stadium) Fri
8/28	38-10	W	47,186	Pittsburgh Steelers (Atlanta, Ga.-Ponce de Leon Stadium)
9/4	33-23	W	22,117	Washington Redskins (Norfolk, Va.-Foreman Field)
9/11	33-14	W	11,540	Philadelphia Eagles (Hershey, Pa.)

1966	RECORD: 5-0			OPPONENT
8/3	35-0	W	45,805	Washington Redskins (D.C. Stadium) Wed
8/13	31-17	W	41,352	Philadelphia Eagles (New Orleans, La.-Tulane Stadium)
8/19	33-7	W	28,304	St. Louis Cardinals (Busch Memorial Stadium) Fri
8/26	24-17	W	83,418	Cleveland Browns (Cleveland Municipal Stadium) Fri
9/1	20-0	W	39,766	Detroit Lions (Tiger Stadium) Fri

1967	RECORD: 4-1			OPPONENT
8/13	33-3	W	29,313	Boston Patriots (Harvard Stadium) Sun
8/21	5-9	L	34,054	St. Louis Cardinals (Busch Memorial Stadium) Mon
8/26	14-5	W	38,367	Detroit Lions (Tiger Stadium)
8/31	23-17	W	47,008	Washington Redskins (D.C. Stadium) Fri
9/9	33-7	W	58,492	Dallas Cowboys (Cotton Bowl)

1968	RECORD: 5-1			OPPONENT
8/3	14-12	W	51,154	Oakland Raiders (Oakland-Alameda County Coliseum)
8/10	10-0	W	31,917	Chicago Bears (Birmingham, Ala.-Legion Field) Fri
8/16	15-13	W	45,810	Washington Redskins (D.C. Stadium) Fri
8/23	7-14	L	34,082	Detroit Lions (Tiger Stadium) Fri
8/31	22-13	W	63,202	Miami Dolphins (Orange Bowl)
9/7	16-10	W	69,520	Dallas Cowboys (Cotton Bowl)

1969	RECORD: 6-0			OPPONENT
8/2	26-6	W	52,171	San Diego Chargers (Jack Murphy Stadium)
8/9	34-30	W	51,246	Oakland Raiders (Oakland-Alameda County Coliseum)
8/15	33-29	W	47,015	Houston Oilers (Astrodome) Fri
8/22	20-7	W	45,750	Buffalo Bills (War Memorial) Fri
8/30	23-10	W	52,680	Miami Dolphins (Orange Bowl)
9/14	23-7	W	58,975	Dallas Cowboys (Cotton Bowl) Sun

1970	RECORD: 4-2			OPPONENT
8/8	33-21	W	53,519	Oakland Raiders (Oakland-Alameda County Coliseum)
8/14	17-3	W	38,341	Kansas City Chiefs (Municipal Stadium) Fri
8/22	24-7	W	42,499	Denver Broncos (Mile High Stadium)
8/29	13-20	L	73,533	Miami Dolphins (Orange Bowl)
9/5	20-14	W	34,500	Detroit Lions (Raleigh, NC-Carter Stadium)
9/12	14-17	L	46,045	Washington Redskins (RFK Stadium)

1971	RECORD: 3-4			OPPONENT
7/30	24-17	W	52,289	College All-Stars (Chicago, Ill.-Soldier Field) Fri
8/7	3-10	L	16,771	Kansas City Chiefs (Memorial Stadium)
8/14	21-13	W	17,593	Chicago Bears (Memorial Stadium)
8/22	20-23	L	91,745	Detroit Lions (Ann Arbor, Mich.-Michigan Stadium) Sun
8/28	20-14	W	46,045	Washington Redskins (RFK Stadium)
9/3	14-27	L	22,291	Dallas Cowboys (Memorial Stadium) Fri
9/11	3-24	L	50,212	Oakland Raiders (Jacksonville, Fla.-Gator Bowl)

1972	RECORD: 3-3			OPPONENT
8/4	3-33	L	42,864	Washington Redskins (Tampa, Fla.-Tampa Stadium) Fri
8/14	0-16	L	53,627	Oakland Raiders (Oakland-Alameda County Coliseum) Sun
8/21	23-17	W	76,882	Kansas City Chiefs (Arrowhead Stadium) Sun
8/26	16-13	W	37,221	Pittsburgh Steelers (Tampa, Fla.-Tampa Stadium) Fri
9/1	17-24	L	40,238	Detroit Lions (Tampa, Fla.-Tampa Stadium) Fri
9/10	20-13	W	49,605	Denver Broncos (Mile High Stadium) Sun

1973	RECORD: 2-4			OPPONENT
8/4	7-34	L	50,350	Pittsburgh Steelers (Three Rivers Stadium)
8/11	20-34	L	57,122	Atlanta Falcons (Fulton County Stadium)
8/18	32-28	W	33,174	Detroit Lions (Memphis, Tenn.-Liberty Bowl)
8/25	3-20	L	54,947	Washington Redskins (RFK Stadium)
9/1	9-20	L	41,571	Houston Oilers (Astrodome)
9/9	17-10	W	41,860	Denver Broncos (Mile High Stadium) Sun

1974	RECORD: 1-4			OPPONENT
8/9	3-6	L	6,792	Detroit Lions (Memorial Stadium) Fri
8/17	37-3	W	25,116	Cleveland Browns (Tampa, Fla.-Tampa Stadium)
8/26	16-20	L	29,987	Chicago Bears (Memorial Stadium) Mon
8/31	7-23	L	39,668	Atlanta Falcons (Fulton County Stadium)
9/6	6-7	L	29,704	Washington Redskins (RFK Stadium) Fri

1975	RECORD: 2-4			OPPONENT
8/9	23-20	W	35,269	Denver Broncos (Mile High Stadium)
8/16	3-10	L	43,097	Atlanta Falcons (Lincoln, Neb.-Memorial Stadium)
8/22	10-31	L	32,081	Pittsburgh Steelers (Memorial Stadium) Fri
8/30	3-27	L	60,643	New Orleans Saints (Louisiana Superdome)
9/8	26-21	W	30,505	Houston Oilers (Astrodome) Mon
9/12	10-24	L	30,110	Washington Redskins (Memorial Stadium) Fri

1976	RECORD: 2-4			OPPONENT
7/31	21-0	W	20,304	Cleveland Browns (Lincoln, Neb.-Memorial Stad.)
8/6	20-3	W	35,575	Washington Redskins (Memorial Stadium) Fri
8/14	14-25	L	54,338	Chicago Bears (Soldier Field)
8/20	20-26	L	*38,879	New Orleans Saints (Memorial Stadium) Fri
8/28	7-21	L	24,986	Atlanta Falcons (Fulton County Stadium)
9/2	9-24	L	54,217	Detroit Lions (Pontiac Silverdome) Thu

1977	RECORD: 3-3			OPPONENT
8/5	8-14	L	40,059	Denver Broncos (Mile High Stadium)
8/14	14-7	W	37,189	Houston Oilers (Astrodome) Sun
8/19	29-7	W	45,529	Minnesota Vikings (Memorial Stadium) Fri
8/27	21-23	L	54,835	Dallas Cowboys (Texas Stadium)
9/2	21-10	W	40,695	Detroit Lions (Memorial Stadium) Fri
9/10	0-14	L	47,032	Tampa Bay Buccaneers (Tampa Stadium)

1978	RECORD: 1-3			OPPONENT
8/5	10-22	L	41,819	Pittsburgh Steelers (Memorial Stadium)
8/12	12-23	L	64,139	Tampa Bay Buccaneers (Tampa Stadium)
8/18	16-17	L	42,731	Washington Redskins (Memorial Stadium) Fri
8/26	13-7	W	49,718	Detroit Lions (Pontiac Silverdome)

1979	RECORD: 2-2			OPPONENT
8/3	17-14	W	36,733	Philadelphia Eagles (Memorial Stadium) Fri.
8/11	3-24	L	43,056	Cleveland Browns (Cleveland Municipal Stadium)
8/17	17-31	L	44,251	Philadelphia Eagles (Veterans Stadium) Fri
8/24	17-7	W	36,434	Detroit Lions (Memorial Stadium) Fri

1980	RECORD: 2-2			OPPONENT
8/9	3-13	L	31,636	Washington Redskins (Memorial Stadium)
8/16	17-3	W	53,314	Green Bay Packers (Milwaukee County Stadium)
8/22	37-20	W	27,163	NY Giants (Memorial Stadium) Fri
8/29	35-51	L	51,103	Atlanta Falcons (Fulton County Stadium) Fri

1981	RECORD: 0-4			OPPONENT
8/8	23-24	L	46,792	New Orleans Saints (Louisiana Superdome)
8/15	17-20	L	40,716	NY Giants (Giants Stadium)
8/22	7-13	L	44,937	Washington Redskins (Memorial Stadium)
8/28	17-31	L	55,794	Seattle Seahawks (Kingdome) Fri

1982	RECORD: 3-2			OPPONENT
8/7	14-30	L	23,379	Minnesota Vikings (Canton, Ohio-Fawcett Stadium-HOF)
8/14	19-14	W	31,985	NY Giants (Memorial Stadium)
8/21	34-3	W	56,748	Atlanta Falcons (Tempe, Ariz.-Sun Devil Stadium)
8/28	15-37	L	52,471	Pittsburgh Steelers (Three Rivers Stadium)
9/4	26-17	W	58,972	Chicago Bears (Soldier Field)

1983	RECORD: 2-2			OPPONENT
8/4	15-0	W	42,359	Houston Oilers (Astrodome) Thu
8/13	10-7	W	56,061	Minnesota Vikings (HHH Metrodome)
8/20	14-27	L	32,205	NY Giants (Giants Stadium)
8/26	7-10	L	37,420	Atlanta Falcons (Fulton County Stadium) Fri

1984	RECORD: 1-3			OPPONENT
8/4	3-24	L	37,559	Miami Dolphins (Orange Bowl)
8/11	26-20	W	60,236	NY Giants (Hoosier Dome)
8/18	0-31	L	68,951	Denver Broncos (Mile High Stadium)
8/25	17-34	L	54,479	Green Bay Packers (Lambeau Field)

1985	RECORD: 2-2			OPPONENT
8/10	19-7	W	60,014	Seattle Seahawks (Hoosier Dome)
8/17	24-13	W	46,252	Chicago Bears (Soldier Field)
8/24	3-20	L	71,406	Denver Broncos (Mile High Stadium)
8/30	21-31	L	60,006	Cincinnati Bengals (Hoosier Dome) Fri

1986	RECORD: 1-3			OPPONENT
8/8	14-21	L	55,443	Seattle Seahawks (Kingdome) Fri
8/16	21-38	L	66,030	Chicago Bears (Soldier Field)
8/23	20-13	W	57,921	Detroit Lions (Hoosier Dome)
8/30	20-23	L*	57,969	Minnesota Vikings (Hoosier Dome)

1987	RECORD: 3-1			OPPONENT
8/15	22-19	W	45,753	Detroit Lions (Pontiac Silverdome)
8/22	13-37	L	49,304	Minnesota Vikings (HHH Metrodome)
8/29	17-6	W	51,975	Houston Oilers (Hoosier Dome)
9/5	23-16	W	50,111	Tampa Bay Buccaneers (Hoosier Dome)

1988	RECORD: 3-1			OPPONENT
8/6	20-7	W	44,258	Tampa Bay Buccaneers (Tampa Stadium)
8/13	25-21	W	53,720	Green Bay Packers (Hoosier Dome)
8/20	18-6	W	54,117	New Orleans Saints (Hoosier Dome)
8/25	20-21	L	73,957	Denver Broncos (Mile High Stadium) Thu

1989	RECORD: 4-0			OPPONENT
8/12	31-7	W	57,771	New Orleans Saints (Louisiana Superdome)
8/19	24-23	W	30,218	Green Bay Packers (Lambeau Field)
8/26	30-0	W	54,750	Tampa Bay Buccaneers (Hoosier Dome)
9/2	38-34	W	55,128	Denver Broncos (Hoosier Dome)

1990	RECORD: 0-4			OPPONENT
8/11	7-16	L	51,044	Denver Broncos (Hoosier Dome)
8/17	10-13	L	52,475	Seattle Seahawks (Kingdome) Fri
8/27	16-17	L	47,999	Philadelphia Eagles (Hoosier Dome) Mon
8/31	14-17	L	54,796	New Orleans Saints (Louisiana Superdome) Fri

1991	RECORD: 1-3			OPPONENT
8/2	3-10	L	75,375	Denver Broncos (Mile High Stadium) Fri
8/10	7-17	L	47,943	Seattle Seahawks (Hoosier Dome)
8/17	34-28	W	45,963	New Orleans Saints (Hoosier Dome)
8/23	21-23	L	52,687	Philadelphia Eagles (Veterans Stadium) Fri

1992	RECORD: 2-2			OPPONENT
8/8	34-14	W	42,786	New England Patriots (Hoosier Dome)
8/15	10-27	L	43,727	Seattle Seahawks (Hoosier Dome)
8/22	0-20	L	55,362	Cincinnati Bengals (Riverfront Stadium)
8/28	21-10	W	65,557	Kansas City Chiefs (Arrowhead Stadium) Fri

1993	RECORD: 2-2			OPPONENT
8/7	16-13	W*	45,055	Seattle Seahawks (Kingdome)
8/14	7-24	L	42,792	Cincinnati Bengals (Hoosier Dome)
8/20	18-7	W	43,642	Los Angeles Raiders (Hoosier Dome) Fri
8/27	10-41	L	56,811	Green Bay Packers (Lambeau Field) Fri

1994	RECORD: 4-0			OPPONENT
8/5	13-9	W	40,469	Seattle Seahawks (RCA Dome) Fri
8/13	26-21	W	49,089	Cincinnati Bengals (Riverfront Stadium)
8/20	17-14	W	45,650	Pittsburgh Steelers (Three Rivers Stadium)
8/25	24-7	W	39,052	Cleveland Browns (RCA Dome) Thu

1995	RECORD: 3-1			OPPONENT
8/4	21-34	L	39,946	Cincinnati Bengals (RCA Dome) Fri
8/12	20-17	W	38,006	Seattle Seahawks (Kingdome)
8/19	20-17	W*	55,624	Green Bay Packers (Lambeau Field)
8/24	29-7	W	45,626	Chicago Bears (RCA Dome) Thu

1996	RECORD: 3-2			OPPONENT
7/27	10-7	W	23,376	New Orleans Saints (Canton, Ohio-Fawcett Stadium-HOF)
8/3	25-28	L	45,024	Cincinnati Bengals (Riverfront Stadium)
8/10	12-16	L	12,851	Houston Oilers (Astrodome)
8/17	15-13	W	39,930	Seattle Seahawks (RCA Dome)
8/24	30-6	W	49,081	Green Bay Packers (RCA Dome)

1997	RECORD: 2-2			OPPONENT
8/1	20-16	W	47,913	Cincinnati Bengals (RCA Dome) Fri
8/9	17-23	L	56,447	San Diego Chargers (Qualcomm Stadium)
8/16	3-45	L	52,844	Seattle Seahawks (Kingdome)
8/21	16-3	W	47,417	Detroit Lions (RCA Dome) Thu

1998	RECORD: 2-2			OPPONENT
8/8	21-24	L	52,645	Seattle Seahawks (Kingdome)
8/17	30-27	W	36,598	Cincinnati Bengals (Cinergy Field) Mon
8/22	3-33	L	47,820	San Diego Chargers (RCA Dome)
8/27	20-17	W	42,852	Detroit Lions (RCA Dome) Thu

1999	RECORD: 3-1			OPPONENT
8/7	6-9	L	37,721	Chicago Bears (Soldier Field)
8/14	20-17	W	41,998	Cincinnati Bengals (RCA Dome)
8/21	37-7	W	41,788	New Orleans Saints (Louisiana Superdome)
9/2	31-28	W	41,074	Seattle Seahawks (RCA Dome) Thu

2000	RECORD: 3-2			OPPONENT
7/29	13-20	L	47,985	Atlanta Falcons (RCA Dome)
8/5	16-28	L	68,578	Seattle Seahawks (Husky Stadium)
8/12	17-0	W	20,105	New Orleans Saints (West Lafayette, Ind.-Ross-Ade Stadium)
8/19	24-23	W	87,145	Pittsburgh Steelers (Mexico City, Mex.-Azteca Stadium)
8/24	32-30	W	51,337	Minnesota Vikings (RCA Dome) Thu

2001	RECORD: 2-2			OPPONENT
8/11	28-21	W	45,089	Seattle Seahawks (RCA Dome)
8/18	26-27	L	48,165	Detroit Lions (RCA Dome)
8/24	21-28	L	63,804	Minnesota Vikings (HHH Metrodome) Fri
8/30	23-17	W	42,032	Cincinnati Bengals (Paul Brown Stadium) Thu

2002	RECORD: 2-2			OPPONENT
8/10	28-10	W	52,902	Seattle Seahawks (Seahawks Stadium)
8/17	10-22	L	40,860	Cincinnati Bengals (RCA Dome)
8/24	19-7	W	41,406	Buffalo Bills (RCA Dome)
8/30	21-25	L	67,247	New Orleans Saints (Louisiana Superdome) Fri

2003	RECORD: 3-1			OPPONENT
8/9	18-20	L	52,634	Chicago Bears (Champaign, Illinois-Memorial Stadium)
8/15	21-7	W	37,469	Seattle Seahawks (RCA Dome) Fri
8/25	28-23	W	72,510	Denver Broncos (Invesco Field at Mile High Stadium) Mon
8/29	21-20	W	38,534	Cincinnati Bengals (RCA Dome) Fri

2004	RECORD: 2-2			OPPONENT
8/14	21-17	W	33,281	San Diego Chargers (Qualcomm Stadium)
8/21	7-31	L	44,834	NY Jets (RCA Dome)
8/28	30-17	W	56,356	Buffalo Bills (RCA Dome)
9/3	13-16	L	53,567	Cincinnati Bengals (Paul Brown Stadium) Fri

2005	RECORD: 0-5			OPPONENT
8/6	21-27	L	45,203	Atlanta Falcons (Tokyo, Japan, Tokyo Dome)
8/13	10-17	L	56,045	Buffalo Bills (RCA Dome)
8/20	17-24	L	52,704	Chicago Bears (RCA Dome)
8/27	24-37	L	74,152	Denver Broncos (Invesco Field at Mile High Stadium)
9/2	0-38	L	59,781	Cincinnati Bengals (Paul Brown Stadium) Fri

2006	RECORD: 1-3			OPPONENT
8/10	17-19	L	60,620	St. Louis Rams (Edward Jones Dome) Thu
8/20	17-30	L	56,596	Seattle Seahawks (RCA Dome) Sun
8/26	27-14	W	58,228	New Orleans Saints (Jackson, Miss., Mississippi Veterans Memorial Stadium)
9/1	3-20	L	56,512	Cincinnati Bengals (RCA Dome) Fri

2007	RECORD: 1-3			OPPONENT
8/9	10-23	L	60,175	Dallas Cowboys (Texas Stadium) Thu
8/20	24-27	L	56,769	Chicago Bears (RCA Dome) Mon
8/25	37-10	W	57,101	Detroit Lions (RCA Dome)
9/1	6-14	L	65,243	Cincinnati Bengals (Paul Brown Stadium) Fri

2008	RECORD: 1-4			OPPONENT
8/3	16-30	L	22,216	Washington Redskins (Canton, Ohio, Fawcett Stadium) Sun
8/9	20-23	L*	70,492	Carolina Panthers (Bank of America Stadium)
8/16	16-9	W	59,693	Atlanta Falcons (Georgia Dome)
8/24	7-20	L	65,333	Buffalo Bills (Lucas Oil Stadium) Sun
8/28	7-27	L	64,931	Cincinnati Bengals (Lucas Oil Stadium) Thu

2009	RECORD: 1-3			OPPONENT
8/14	3-13	L	65,484	Minnesota Vikings (Lucas Oil Stadium) Fri
8/20	23-15	W	64,516	Philadelphia Eagles (Lucas Oil Stadium) Thu
8/29	17-18	L	37,011	Detroit Lions (Ford Field)
9/3	7-38	L	56,527	Cincinnati Bengals (Paul Brown Stadium) Thu

2010	RECORD: 0-4			OPPONENT
8/15	17-37	L	65,664	San Francisco 49ers (Lucas Oil Stadium) Sun
8/19	21-34	L	39,583	Buffalo Bills (Toronto, Canada, Rogers Centre) Thu
8/26	24-59	L	68,987	Green Bay Packers (Lambeau Field) Thu
9/2	28-30	L	65,622	Cincinnati Bengals (Lucas Oil Stadium) Thu

2011	RECORD: 1-3			OPPONENT
8/13	10-33	L	55,461	St. Louis Rams (Edward Jones Dome)
8/19	3-16	L	64,753	Washington Redskins (Lucas Oil Stadium) Fri
8/26	21-24	L	65,285	Green Bay Packers (Lucas Oil Stadium) Fri
9/1	17-13	W	39,797	Cincinnati Bengals (Paul Brown Stadium) Thu

2012	RECORD: 2-2			OPPONENT
8/12	38-3	W	64,133	St. Louis Rams (Lucas Oil Stadium) Sun
8/19	24-26	L	54,559	Pittsburgh Steelers (Heinz Field) Sun
8/25	17-30	L	60,047	Washington Redskins (FedExField)
8/30	20-16	W	65,035	Cincinnati Bengals (Lucas Oil Stadium) Thu

2013	RECORD: 2-2			OPPONENT
8/11	20-44	L	66,181	Buffalo Bills (Lucas Oil Stadium) Sun
8/18	20-12	W	75,491	New York Giants (MetLife Stadium) Sun
8/24	27-6	W	65,626	Cleveland Browns (Lucas Oil Stadium)
8/29	10-27	L	49,229	Cincinnati Bengals (Paul Brown Stadium) Thu

2014	RECORD: 0-4			OPPONENT
8/7	10-13	L	78,160	New York Jets (MetLife Stadium) Thu
8/16	26-27	L	65,350	New York Giants (Lucas Oil Stadium) Sat
8/23	17-23	L	65,565	New Orleans Saints (Lucas Oil Stadium) Sat
8/28	7-35	L	42,020	Cincinnati Bengals (Paul Brown Stadium) Thu

2015	RECORD: 1-3			OPPONENT
8/16	10-36	L	69,296	Philadelphia Eagles (Lincoln Financial Field) Sun
8/22	11-23	L	65,933	Chicago Bears (Lucas Oil Stadium) Sat
8/29	24-14	W	37,460	St. Louis Rams (Edward Jones Dome) Sat
9/3	6-9	L	65,188	Cincinnati Bengals (Lucas Oil Stadium) Thu

PRESEASON SERIES RECORDS
Won 149, Lost 143, Tied 4

	Won	Lost	Tied	First Meeting
Arizona Cardinals	6	5	1	1953
Atlanta Falcons	2	8	0	1973
Buffalo Bills	3	4	0	1969
Carolina Panthers	0	1	0	2008
Chicago Bears	5	9	1	1957
Cincinnati Bengals	8	16	0	1985
Cleveland Browns	6	2	0	1953
College All-Stars	3	0	0	1959
Dallas Cowboys	5	4	0	1960
Denver Broncos	6	7	0	1970
Detroit Lions	13	7	1	1964
Green Bay Packers	5	4	0	1980
Kansas City Chiefs	3	1	0	1970
Miami Dolphins	2	2	0	1968
Minnesota Vikings	4	6	0	1961
New England Patriots	2	0	0	1967
New Orleans Saints	7	6	0	1975
New York Giants	8	6	0	1953
New York Jets	0	2	0	2004
Oakland Raiders	4	2	0	1968
Philadelphia Eagles	10	10	0	1953
Pittsburgh Steelers	11	10	0	1953
St. Louis Rams	2	2	0	2006
San Diego Chargers	2	2	0	1969
San Francisco 49ers	0	1	0	2010
Seattle Seahawks	9	9	0	1981
Tampa Bay Buccaneers	3	2	0	1977
Tennessee Titans	5	2	0	1969
Washington Redskins	15	13	1	1953

ALL-TIME SERIES RECORDS

(HOME GAMES IN BLUE; PLAYOFF GAMES IN **BOLD**; *OT;
RECORDS DENOTE THE RESPECTIVE WON-LOSS MARKS OF EACH TEAM ENTERING THE GAME)

COLTS vs. ARIZONA

Points-Allowed: 319-273 | **Regular Season: 8-7** | **Home: 213-162** | **Home: 6-4** | **Away: 106-111** | **Away: 2-3** | **Colts Longest Series Streaks: Won 4, Lost 4**

DATE	RECORDS COLTS	OP	RESULTS	DATE	RECORDS COLTS	OP	RESULTS	DATE	RECORDS COLTS	OP	RESULTS
11/19/61	4-5	4-5	16-0 W	10/8/78	1-4	0-5	30-17 W	12/20/92	7-7	4-10	16-13 W
10/12/64	3-1	3-0-1	47-27 W	10/26/80	4-3	2-5	10-17 L	9/1/96	0-0	0-0	20-13 W
11/17/68	8-1	5-3-1	27-0 W	11/22/81	1-10	4-7	24-35 L	11/1/06	13-2	5-10	17-13 W
9/17/72	0-0	0-0	3-10 L	9/16/84	1-1	1-1	33-34 L	9/27/09	2-0	1-1	31-10 W
12/4/76	10-2	8-4	17-24 L	12/2/90	5-6	3-8	17-20 L	11/24/13	7-3	6-4	11-40 L

STADIUMS: Memorial 3-3 | Hoosier/RCA 3-1 | Busch Memorial 1-1 | Sun Devil 0-1 | University of Phoenix Stadium 1-1
CARDINALS: Chicago 1953-59 | St. Louis 1960-87 | Phoenix/Arizona 1988-present

COLTS vs. ATLANTA

Points-Allowed: 432-251 | **Regular Season: 14-2** | **Home: 194-111** | **Home: 6-1** | **Away: 238-140** | **Away: 8-1** | **Colts Longest Series Streaks: Won 10, Lost 1**

DATE	RECORDS COLTS	OP	RESULTS	DATE	RECORDS COLTS	OP	RESULTS	DATE	RECORDS COLTS	OP	RESULTS
11/13/66	6-2	0-8	19-7 W	11/30/69	6-4	3-7	13-6 W	12/14/03	10-3	3-10	38-7 W
9/17/67	0-0	0-0	38-31 W	11/17/74	1-8	2-7	17-7 W	11/22/07	8-2	3-7	31-13 W
11/12/67	6-0-2	1-6-1	49-7 W	12/7/86	0-13	6-6-1	28-23 W	11/6/11	0-9	4-3	7-31 L
9/23/68	1-0	0-1	28-20 W	9/24/89	0-2	1-1	13-9 W	11/22/15	4-5	6-3	24-21 W
12/1/68	10-1	2-9	44-0 W	12/6/98	2-10	10-2	21-28 L				
10/5/69	0-2	1-1	21-14 W	12/16/01	4-8	6-6	41-27 W				

Sweeps: Colts (3): 1967,68,69
STADIUMS: Memorial 3-0 | Hoosier/RCA 3-0 | Lucas Oil 0-1 | Grant Field 1-0 | Fulton County 5-0 | Georgia Dome 2-1

COLTS vs. BALTIMORE

Points-Allowed: 316-243 | **Regular Season: 8-3** | **Home: 139-70** | **Home: 5-0** | **Away: 177-173** | **Away: 3-3** | **Playoffs: 2-1** | **Colts Longest Series Streaks: Won 8, Lost 2**

DATE	RECORDS COLTS	OP	RESULTS	DATE	RECORDS COLTS	OP	RESULTS	DATE	RECORDS COLTS	OP	RESULTS
10/13/96	4-1	2-3	26-21 W	9/11/05	0-0	0-0	24- 7 W	**1/16/10**	**14-2**	**10-7**	**20-3 W**
11/29/98	2-9	4-7	31-38 L	**1/13/07**	**13-4**	**13-3**	**15-6 W**	12/11/11	0-13	9-3	10-24 L
12/2/01	4-6	7-4	27-39 L	12/9/07	10-2	4-8	44-20 W	**1/6/13**	**11-5**	**10-6**	**9-24 L**
10/13/02	3-1	2-2	22-20 W	10/12/08	2-2	2-2	31-3 W	10/5/14	2-2	3-1	20-13 W
12/19/04	10-3	8-5	20-10 W	11/22/09	9-0	5-4	17-15 W				

STADIUMS: Hoosier/RCA 3-0 | Lucas Oil 3-0 | Raven's Stadium at Camden Yard/PSINet/M&T Bank 4-4

COLTS vs. BUFFALO

Points-Allowed: 1312-1417 | **Regular Season: 31-36-1** | **Home: 696-664** | **Home: 18-14-1** | **Away: 616-753** | **Away: 13-22** | **Colts Longest Series Streaks: Won 6, Lost 6**

DATE	RECORDS COLTS	OP	RESULTS	DATE	RECORDS COLTS	OP	RESULTS	DATE	RECORDS COLTS	OP	RESULTS
11/15/70	7-1	3-5	17-17 T	10/4/81	1-3	12-12	17-23 L	1/2/94	4-11	11-4	10-30 L
12/13/70	9-2-1	3-8-1	20-14 W	11/28/82	0-3	2-1	0-20 L	10/16/94	2-4	4-2	27-17 W
10/10/71	2-1	0-3	43-0 W	9/18/83	1-1	1-1	23-28 L	12/24/94	7-8	7-8	10-9 W
12/5/71	8-3	1-10	24-0 W	10/16/83	4-2	4-2	7-30 L	9/17/95	1-1	1-1	14-20 L
10/1/72	0-2	1-1	17-0 W	9/30/84	1-3	0-4	31-17 W	11/5/95	5-3	5-3	10-16 L
12/3/72	4-7	3-8	35-7 W	12/2/84	4-9	1-12	15-21 L	10/6/96	4-0	3-1	13-16 L*
10/14/73	1-3	3-1	13-31 L	10/6/85	1-3	0-4	49-17 W	12/1/96	6-6	9-3	13-10 W*
11/25/73	2-8	5-5	17-24 L	10/20/85	2-4	0-6	9-21 L	9/21/97	0-3	1-2	35-37 L
10/13/74	0-4	3-1	14-27 L	10/19/86	0-6	1-5	13-24 L	10/20/97	0-6	3-3	16-9 L
12/1/74	2-9	8-3	0-6 L	12/14/86	1-13	4-10	24-14 W	10/11/98	1-4	1-3	24-31 L
10/12/75	1-2	3-0	31-38 L	10/4/87	0-2	1-1	47-6 W	11/22/98	2-8	6-4	11-34 L
11/9/75	3-4	5-2	42-35 W	12/13/87	7-5	6-6	3-27 L	9/12/99	0-0	0-0	31-14 W
10/17/76	4-1	2-3	31-13 W	10/9/88	1-4	4-1	23-34 L	1/2/00	13-2	10-5	6-31 L
12/12/76	10-3	2-11	58-20 W	12/18/88	8-7	12-3	17-14 W	10/1/00	2-1	2-1	18-16 W
10/2/77	2-0	0-2	17-14 W	10/8/89	2-2	3-1	37-14 W	12/11/00	7-6	7-6	44-20 W
11/13/77	7-1	2-6	31-13 W	11/12/89	4-5	6-3	17-30 L	9/23/01	1-0	0-1	42-26 W
9/24/78	1-2	0-3	17-24 L	9/9/90	0-0	0-0	10-26 L	11/4/01	3-3	1-5	30-14 W
12/17/78	5-10	4-11	14-21 L	12/9/90	5-7	10-2	17-31 L	11/23/03	8-2	4-6	17-14 W
9/30/79	0-4	2-2	13-31 L	10/13/91	0-6	5-1	16-42 L	11/12/06	8-0	3-5	17-16 W
10/21/79	1-6	3-4	14-13 W	12/15/91	1-13	12-2	17-35 L	1/3/10	14-1	5-10	7-30 L
10/12/80	3-2	5-0	17-12 W	9/20/92	1-1	2-0	10-38 L	11/25/12	6-4	4-6	20-13 W
11/30/80	6-6	9-3	28-24 W	11/29/92	4-7	9-2	16-13 W	9/13/15	0-0	0-0	14-27 L
9/13/81	1-0	11-10	13-35 L	*11/21/93	3-6	7-2	19-23 L				

Sweeps: Colts (8): 1971,72,76,77,80,94,00,01 | Bills (11): 1973,74,78,81,83,90,91,93,95,97,98
Splits (11): 1975,79,84-89,92,96,99
STADIUMS: Memorial 5-7-1 | Hoosier/RCA 12-7 | Lucas Oil 1-0 | War Memorial 3-0 | Rich/Ralph Wilson 10-22

COLTS vs. CAROLINA

Regular Season: 1-5 | **Home: 0-3** | **Away: 1-2**
Points-Allowed: 125-126 | **Home: 58-77** | **Away: 67-49** | **Colts Longest Series Streaks: Won 1, Lost 3**

DATE	RECORDS COLTS	RECORDS OP	RESULTS
12/3/95	7-5	5-7	10-13 L
12/27/98	3-12	3-12	19-27 L
10/12/03	5-0	4-0	20-23 L*
10/28/07	6-0	4-2	31-7 W
11/27/11	0-10	2-8	19-27 L
11/2/15	3-4	6-0	26-29 L*

STADIUMS: Hoosier/RCA 0-2 Lucas Oil 0-1 Clemson Memorial 0-1 Bank of America Stadium 1-1

COLTS vs. CHICAGO

Regular Season: 22-19 | **Home: 11-9** | **Away: 11-10** | **Playoffs: 1-0 (Neutral Site)**
Points-Allowed: 898-866 | **Home: 426-403** | **Away: 443-446** | **Colts Longest Series Streaks: Won 7, Lost 6**

DATE	RECORDS COLTS	RECORDS OP	RESULTS
9/27/53	0-0	0-0	13-9 W
10/11/53	1-1	1-1	16-14 W
10/10/54	1-1	1-1	9-28 L
11/21/54	1-7	4-4	13-28 L
9/25/55	0-0	0-0	23-17 W
10/16/55	3-0	0-3	10-38 L
9/30/56	0-0	0-0	28-21 W
10/21/56	1-2	2-1	27-58 L
10/5/57	1-0	0-1	21-10 W
11/17/57	4-3	3-4	29-14 W
10/4/58	1-0	1-0	51-38 W
11/16/58	6-1	5-2	17-0 W
10/3/59	1-0	0-1	21-26 L
10/18/59	2-1	1-2	21-7 W
10/2/60	1-0	1-0	42-7 W
11/13/60	5-2	3-2-1	24-20 W
10/15/61	2-2	2-2	10-24 L
10/29/61	3-3	4-2	20-21 L
10/21/62	3-2	3-2	15-35 L
11/25/62	5-5	6-4	0-57 L
10/6/63	1-2	3-0	3-10 L
11/3/63	3-4	6-1	7-17 L
9/27/64	1-1	1-1	52-0 W
11/8/64	7-1	2-6	40-24 W
11/7/65	6-1	4-3	26-21 W
12/5/65	9-1-1	7-4	0-13 L
10/9/66	2-1	1-2	17-27 L
12/4/66	7-4	4-5-2	21-16 W
10/8/67	3-0	1-2	24-3 W
10/6/68	3-0	1-2	28-7 W
11/23/69	5-4	1-8	24-21 W
11/29/70	7-2-1	4-6	21-20 W
9/21/75	0-0	0-0	35-7 W
9/25/83	1-2	1-2	22-19 W*
12/8/85	3-10	12-1	10-17 L
9/11/88	0-1	1-0	13-17 L
11/17/91	1-9	8-2	17-31 L
11/5/00	6-2	1-7	24-27 L
11/21/04	6-3	4-5	41-10 W
2/4/07	**15-4**	**15-3**	**29-17 W**
9/7/08	0-0	0-0	13-29 L
9/9/12	0-0	0-0	21-41 L

Sweeps: Colts (5): 1953,57,58,60,64 Bears (4): 1954,61,62,63 **Splits (5):** 1955,56,59,65,66
STADIUMS: Memorial 11-6 Hoosier/RCA 0-2 Lucas Oil 0-1 Wrigley Field 9-7 Soldier Field 2-3 Dolphin Stadium 1-0

COLTS vs. CINCINNATI

Regular Season: 17-10 | **Home: 10-6** | **Away: 7-4** | **Playoffs: 2-0**
Points-Allowed: 736-607 | **Home: 431-318** | **Away: 305-289** | **Colts Longest Series Streaks: Won 7, Lost 3**

DATE	RECORDS COLTS	RECORDS OP	RESULTS
12/26/70	**11-2-1**	**8-6**	**17-0 W**
11/19/72	2-7	5-4	20-19 W
11/3/74	1-6	4-3	14-24 L
9/19/76	1-0	1-0	28-27 W
11/4/79	3-6	2-7	38-28 W
12/7/80	7-6	4-9	33-34 L
10/11/81	1-4	3-2	19-41 L
12/5/82	0-4	3-1	17-20 L
10/2/83	2-2	1-3	34-31 W
9/13/87	0-0	0-0	21-23 L
10/22/89	3-3	4-2	23-12 W
11/25/90	4-6	6-4	34-20 W
12/27/92	8-7	5-10	21-17 W
9/12/93	0-1	0-1	9-6 W
11/20/94	4-6	2-8	17-13 W
9/3/95	0-0	0-0	21-24 L*
12/22/96	9-6	7-8	24-31 L
11/9/97	0-9	2-7	13-28 L
12/13/98	2-11	2-11	39-26 W
10/24/99	3-2	1-5	31-10 W
10/6/02	2-1	0-4	28-21 W
11/20/05	9-0	7-2	45-37 W
12/18/06	10-3	8-5	34-16 W
12/7/08	8-4	1-10-1	35- 3 W
11/14/10	5-3	2-6	23-17 W
10/16/11	0-5	3-2	17-27 L
12/8/13	8-4	8-4	28-42 L
10/19/14	4-2	3-1-1	27-0 W
1/4/15	**11-5**	**10-5-1**	**26-10 W**

STADIUMS: Memorial 3-3 Hoosier/RCA 4-3 Lucas Oil 4-0 Riverfront/Cinergy 7-2 Paul Brown Stadium 1-2

COLTS vs. CLEVELAND

Regular Season: 14-14 | **Home: 6-9** | **Away: 8-5** | **Playoffs: 2-2**
Points-Allowed: 602-640 | **Home: 268-314** | **Away: 334-326** | **Colts Longest Series Streaks: Won 5, Lost 6**

DATE	RECORDS COLTS	RECORDS OP	RESULTS
11/11/56	2-3	2-4	21-7 W
11/1/59	4-1	3-2	31-38 L
10/14/62	2-2	2-2	36-14 W
12/27/64	**12-2**	**10-3-1**	**0-27 L**
10/20/68	5-0	2-3	20-30 L
12/29/68	**14-1**	**11-4**	**34-0 W**
9/26/71	1-0	1-0	13-14 L
12/26/71	**10-4**	**9-5**	**20-3 W**
9/16/73	0-0	0-0	14-24 L
11/2/75	2-4	0-6	21-7 W
11/19/78	5-6	5-6	24-45 L
9/16/79	0-2	2-0	10-13 L
11/9/80	5-4	6-3	27-28 L
10/25/81	1-6	3-4	28-42 L
11/27/83	6-6	7-5	23-41 L
11/2/86	0-8	5-3	9-24 L
12/6/87	6-5	7-4	9-7 W
1/9/88	**9-6**	**10-5**	**21-38 L**
9/19/88	0-2	1-1	17-23 L
12/10/89	6-7	7-5-1	23-17 W
*12/1/91	1-11	5-7	0-31 L
9/6/92	0-0	0-0	14-3 W
9/26/93	1-1	3-0	23-10 W
9/25/94	1-2	2-1	14-21 L
12/26/99	12-2	2-13	29-28 W
12/15/02	8-5	7-6	28-23 W
9/7/03	0-0	0-0	9-6 W
9/25/05	3-0	1-1	13-6 W
11/30/08	7-4	4-7	10-6 W
9/18/11	0-1	0-1	19-27 L
10/21/12	2-3	1-5	17-13 W
12/7/14	8-4	7-5	25-24 W

STADIUMS: Memorial 1-5 Hoosier/RCA 4-3 Lucas Oil 1-1 Municipal/Cleveland 5-7 Cleveland Browns Stadium 5-0
BROWNS: Cleveland 1953-95, 1999-present

COLTS vs. DALLAS

Regular Season: 5-10 | **Home: 3-4** | **Away: 2-6** | **Playoffs: 1-0 (Neutral Site)**
Points-Allowed: 268-384 | **Home: 121-160** | **Away: 131-211** | **Colts Longest Series Streaks: Won 3, Lost 6**

DATE	RECORDS COLTS	RECORDS OP	RESULTS
10/30/60	3-2	0-5	45-7 W
12/3/67	9-0-2	8-3	23-17 W
12/13/69	7-4-1	9-2-1	10-27 L
1/17/71	**13-2-1**	**12-4**	**16-13 W**
10/15/72	1-3	3-1	0-21 L
9/26/76	2-0	2-0	27-30 L
9/4/78	0-0	0-0	0-38 L
12/6/81	1-12	10-3	13-37 L
10/28/84	3-5	5-3	3-22 L
10/10/93	2-2	2-2	3-27 L
9/15/96	2-0	1-1	25-24 W
10/31/99	4-2	4-2	34-24 W
11/17/02	5-4	3-6	20-3 W
11/19/06	9-0	5-4	14-21 L
12/5/10	6-5	3-8	28-31 L*
1/18/14	10-4	10-4	7-42 L

STADIUMS: Memorial 1-2 Hoosier/RCA 2-1 Lucas Oil 0-1 Cotton Bowl 1-1 Texas 1-4 AT&T 0-1 Orange Bowl 1-0

COLTS vs. DENVER

Regular Season: 10-12 **Home: 7-5** **Away: 3-7** **Playoffs: 3-0**
Points-Allowed: 577-539 **Home: 373-273** **Away: 204-266** **Colts Longest Series Streaks: Won 5, Lost 4**

DATE	RECORDS COLTS	OP	RESULTS
11/10/74	1-7	3-4-1	6-17 L
11/27/77	9-1	9-1	13-27 L
10/22/78	2-5	5-2	7-6 W
9/20/81	1-1	1-1	10-28 L
9/11/83	1-0	1-0	10-17 L
12/11/83	6-8	8-6	19-21 L
10/13/85	2-3	3-2	10-15 L
10/31/88	3-5	4-4	55-23 W
10/15/89	3-2	4-1	3-14 L
10/21/90	2-3	2-4	17-27 L
10/3/93	2-1	2-1	13-35 L
1/6/02	5-10	8-7	29-10 W
11/24/02	6-4	7-3	23-20 W*
12/21/03	11-3	9-5	17-31 L
1/4/04	**12-4**	**10-6**	**41-10 W**
1/2/05	12-3	9-6	14-33 L
1/9/05	**12-4**	**10-6**	**49-24 W**
10/29/06	6-0	5-1	34-31 W
9/30/07	3-0	2-1	38-20 W
12/13/09	12-0	8-4	28-16 W
9/26/10	1-1	1-1	27-13 W
10/20/13	4-2	6-0	39-33 W
9/7/14	0-0	0-0	24-31 L
1/11/15	**12-5**	**12-4**	**24-13 W**
11/8/15	3-5	7-0	27-24 W

Sweeps: Broncos (1): 1983
STADIUMS: Memorial 1-2 Hoosier/RCA 5-3 Lucas Oil 3-0 Mile High 0-5 INVESCO Field/Sports Authority Field 4-2

COLTS vs. DETROIT

Regular Season: 21-18-2 **Home: 11-9-1** **Away: 10-9-1**
Points-Allowed: 895-811 **Home: 476-389** **Away: 419-422** **Colts Longest Series Streaks: Won 4, Lost 4**

DATE	RECORDS COLTS	OP	RESULTS
10/3/53	1-0	1-0	17-27 L
11/7/53	3-3	4-2	7-17 L
10/16/54	1-2	2-0	0-35 L
11/6/54	1-5	4-1	3-27 L
10/1/55	1-0	0-1	28-13 W
11/5/55	4-2	0-6	14-24 L
10/6/56	1-0	1-0	14-31 L
11/18/56	3-3	6-1	3-27 L
9/29/57	0-0	0-0	34-14 W
10/20/57	3-0	2-1	27-31 L
9/28/58	0-0	0-0	28-15 W
10/19/58	3-0	0-2-1	40-14 W
9/27/59	0-0	0-0	21-9 W
10/11/59	1-1	0-2	31-24 W
10/23/60	3-1	0-3	17-30 L
12/4/60	6-3	4-5	15-20 L
9/24/61	1-0	1-0	15-16 L
10/22/61	2-3	3-2	17-14 W
9/30/62	2-0	2-0	20-29 L
12/2/62	5-6	9-2	14-21 L
10/20/63	2-3	2-3	25-21 W
11/10/63	3-5	4-4	24-21 W
10/25/64	6-1	4-1-1	34-0 W
12/6/64	11-1	5-5-2	14-31 L
10/10/65	2-1	3-0	31-7 W
11/25/65	9-1	5-5	24-24 T
10/16/66	2-2	2-3	45-14 W
11/20/66	7-2	3-6-1	14-20 L
11/19/67	7-0-2	3-4-2	41-7 W
11/10/68	7-1	3-4-1	27-10 W
12/7/69	7-4	7-4	17-17 T
10/21/73	1-4	1-3-1	29-27 W
12/11/77	9-3	5-7	10-13 L
11/16/80	5-5	6-4	10-9 W
9/22/85	0-2	2-0	14-6 W
9/22/91	0-3	2-1	24-33 L
11/23/97	1-10	5-6	10-32 L
10/29/00	5-2	5-2	30-18 W
11/25/04	7-3	4-6	41-9 W
12/14/08	9-4	0-13	31-21 W
12/2/12	7-4	4-7	35-33 W

Sweeps: Colts (3): 1958,59,63 Lions (5): 1953,54,56,60,62 **Splits (5):** 1955,57,61,64,66
STADIUMS: Memorial 8-8-1 Hoosier/RCA 2-1 Lucas Oil 1-0 Briggs/Tiger 7-8-1 Silverdome 1-1 Ford Field 2-0

COLTS vs. GREEN BAY

Regular Season: 21-20-1 **Home: 13-8-1** **Away: 8-12** **Playoffs: 0-1**
Points-Allowed: 960-935 **Home: 570-453** **Away: 390-482** **Colts Longest Series Streaks: Won 4, Lost 5**

DATE	RECORDS COLTS	OP	RESULTS
10/18/53	2-1	0-3	14-37 L
10/31/53	3-2	1-4	24-35 L
10/24/54	1-3	1-3	6-7 L
11/13/54	1-6	3-4	13-24 L
10/8/55	2-0	2-0	24-20 W
10/29/55	3-2	3-2	14-10 W
10/14/56	1-1	0-2	33-38 L
10/28/56	1-3	2-2	28-21 W
10/13/57	2-0	1-1	45-17 W
10/27/57	3-1	1-3	21-24 L
10/12/58	2-0	0-1-1	24-17 W
11/2/58	5-0	1-3-1	56-0 W
10/25/59	3-1	3-1	38-21 W
11/15/59	4-3	3-4	28-24 W
10/9/60	2-0	1-1	21-35 L
11/6/60	4-2	4-1	38-24 W
10/8/61	2-1	2-1	7-45 L
11/5/61	3-4	6-1	45-21 W
10/28/62	3-3	6-0	6-17 L
11/18/62	5-4	9-0	13-17 L
9/29/63	1-1	1-1	20-31 L
10/27/63	3-3	5-1	20-34 L
9/20/64	0-1	1-0	21-20 W
10/18/64	4-1	3-2	24-21 W
9/26/65	1-0	1-0	17-20 L
12/12/65	9-2-1	9-3	27-42 L
12/26/65	**10-3-1**	**10-3-1**	**10-13 L***
9/10/66	0-0	0-0	3-24 L
12/10/66	8-4	10-2	10-14 L
11/5/67	5-0-2	5-1-1	13-10 W
12/7/68	11-1	5-6-1	16-3 W
11/9/69	4-3	5-2	14-6 W
11/9/70	6-1	4-3	13-10 W
9/22/74	0-1	0-1	13-20 L
12/19/82	0-6	4-2	20-20 T
10/27/85	2-5	3-4	37-10 W
11/13/88	5-5	2-8	20-13 W
11/24/91	1-10	2-9	10-14 L
11/16/97	0-10	8-2	41-38 W
11/19/00	7-3	4-6	24-26 L
9/26/04	1-1	1-1	45-31 W
10/19/08	3-2	3-3	14-34 L
10/7/12	1-2	2-2	30-27 W

Sweeps: Colts (4): 1955,58,59,64 Packers (6): 1953,54,62,63,65,66 **Splits (4):** 1956,57,60,61
STADIUMS: Memorial 9-8-1 Hoosier/RCA 3-0 Lucas Oil 1-0 Green Bay City Field 0-1 Lambeau 3-7 County 5-5

COLTS vs. HOUSTON

Regular Season: 23-5 **Home: 13-1** **Away: 10-4**
Points-Allowed: 751-544 **Home: 392-216** **Away: 359-328** **Colts Longest Series Streaks: Won 9, Lost 1**

DATE	RECORDS COLTS	OP	RESULTS
9/22/02	1-1	1-1	23-3 W
12/1/02	7-4	3-8	19-3 W
10/26/03	5-1	2-4	30-21 W
12/28/03	11-4	5-10	20-17 W
11/14/04	5-3	4-4	49-14 W
12/12/04	9-3	5-7	23-14 W
10/23/05	6-0	0-5	38-20 W
11/13/05	8-0	1-7	31-17 W
9/17/06	1-0	0-1	43-24 W
12/24/06	11-3	4-10	24-27 L
9/23/07	2-0	2-0	30-24 W
12/23/07	12-2	7-7	38-15 W
10/5/08	1-2	0-3	31-27 W
11/16/08	5-4	3-6	33-27 W
11/8/09	7-0	5-3	20-17 W
11/29/09	10-0	5-5	35-27 W
9/12/10	0-0	0-0	24-34 L
11/1/10	4-2	4-2	30-17 W
9/11/11	0-0	0-0	7-34 L
12/22/11	1-13	10-4	19-16 W
12/16/12	9-4	11-2	17-29 L
12/30/12	10-5	12-3	28-16 W
11/3/13	5-2	2-5	27-24 W
12/15/13	8-5	2-11	25-3 W
10/9/14	3-2	3-2	33-28 W
12/14/14	9-4	7-6	17-10 W
10/8/15	2-2	1-3	27-20 W
12/20/15	6-7	6-7	16-10 L

Sweeps: Colts (9): 2002-05,07-09,13-14 Texans (0): **Splits (4):** 2006,10-12,15
STADIUMS: Hoosier/RCA 6-0 Lucas Oil 7-1 Reliant/NRG Stadium 10-4

COLTS vs. JACKSONVILLE

Regular Season: 21-9 **Home: 11-4** **Away: 10-5**
Points-Allowed: 746-589 **Home: 327-233** **Away: 419-356** **Colts Longest Series Streaks: Won 6, Lost 3**

DATE	RECORDS COLTS	OP	RESULTS
12/10/95	7-6	3-10	41-31 W
9/25/00	1-1	2-1	43-14 W
9/8/02	0-0	0-0	28-25 W
12/29/02	9-6	6-9	20-13 W
9/21/03	2-0	0-2	23-13 W
11/9/03	7-1	1-7	23-28 L
10/3/04	2-1	3-0	24-17 W
10/24/04	4-1	4-2	24-27 L
9/18/05	1-0	1-0	10-3 W
12/11/05	12-0	9-3	26-18 W
9/24/06	2-0	2-0	21-14 W
12/10/06	10-2	7-5	17-44 L
10/22/07	5-0	4-1	29-7 W
12/2/07	9-2	8-3	28-25 W
9/21/08	1-1	0-2	21-23 L
12/18/08	10-4	5-9	31-24 W
9/13/09	0-0	0-0	14-12 W
12/17/09	13-0	7-6	35-31 W
10/3/10	2-1	1-2	28-31 L
12/19/10	7-6	8-5	34-24 W
11/13/11	0-9	2-6	3-17 L
1/1/12	2-13	4-11	13-19 L
9/23/12	1-1	0-2	17-22 L
11/8/12	5-3	1-7	27-10 W
9/29/13	2-1	0-3	37-3 W
12/29/13	10-5	4-11	30-10 W
9/21/14	0-2	0-2	44-17 W
11/23/14	6-4	1-9	23-3 W
10/4/15	1-2	1-2	16-13W*
12/13/15	6-6	4-8	16-51 L

Sweeps: Colts (6): 2002,05,07,09,13-14 Jaguars (1): 2011 **Splits (6):** 2003,04,06,08,10,12,15
STADIUMS: Hoosier/RCA 6-1 Lucas Oil 5-3 Jacksonville Municipal/Alltel/EverBank 10-5

COLTS vs. KANSAS CITY

Regular Season: 12-8 **Home: 5-4** **Away: 7-4** **Playoffs: 4-0**
Points-Allowed: 512-465 **Home: 235-213** **Away: 277-252** **Colts Longest Series Streaks: Won 7, Lost 2**

DATE	RECORDS COLTS	OP	RESULTS
9/28/70	1-0	0-1	24-44 L
12/10/72	5-7	6-6	10-24 L
11/30/75	6-4	5-5	28-14 W
10/16/77	4-0	0-4	17-6 W
9/2/79	0-0	0-0	0-14 L
12/9/79	4-10	6-8	7-10 L
11/2/80	4-4	4-4	31-24 W
12/21/80	7-8	7-8	28-38 L
11/24/85	3-8	3-8	7-20 L
10/7/90	1-3	3-1	23-19 W
1/7/96	**10-7**	**13-3**	**10-7 W**
12/15/96	8-6	9-5	24-19 W
11/7/99	5-2	5-2	25-17 W
9/3/00	0-0	0-0	27-14 W
10/25/01	2-3	1-5	35-28 W
1/11/04	**13-4**	**13-3**	**38-31 W**
10/31/04	4-2	2-4	35-45 L
1/6/07	**12-4**	**9-7**	**23-8 W**
11/18/07	7-2	4-5	13-10 W
10/10/10	2-2	3-0	19-9 W
10/9/11	0-4	1-3	24-28 L
12/23/12	9-5	2-12	20-13 W
12/22/13	9-5	11-3	23-7 W
1/4/14	**11-5**	**11-5**	**45-44 W**

Sweeps: Chiefs (1): 1979 **Splits (1):** 1980
STADIUMS: Memorial 1-3 Hoosier/RCA 4-0 Lucas Oil 2-1 Arrowhead 9-4

COLTS vs. MIAMI

Regular Season: 26-45 **Home: 14-22** **Away: 12-23** **Playoffs: 0-2**
Points-Allowed: 1248-1639 **Home: 658-728** **Away: 590-911** **Colts Longest Series Streaks: Won 5, Lost 14**

DATE	RECORDS COLTS	OP	RESULTS
11/1/70	5-1	4-2	35-0 W
11/22/70	7-1-1	5-4	17-34 L
11/21/71	7-2	7-1-1	14-17 L
12/11/71	9-3	9-2-1	14-3 W
1/2/72	**11-4**	**11-3-1**	**0-21 L**
10/29/72	1-5	6-0	0-23 L
12/16/72	5-8	13-0	0-16 L
11/11/73	2-6	7-1	0-44 L
12/9/73	2-10	11-1	16-3 W
10/27/74	1-5	4-2	7-17 L
12/8/74	2-10	9-3	16-17 L
11/23/75	5-4	7-2	33-17 W
12/14/75	8-4	9-3	10-7W*
10/10/76	3-1	2-2	28-14 W
11/22/76	8-2	5-5	17-16 W
10/9/77	3-0	3-0	45-28 W
12/5/77	9-2	8-3	6-17 L
9/10/78	0-1	0-1	0-42 L
10/29/78	3-5	5-3	8-26 L
11/11/79	4-6	6-4	0-19 L
11/25/79	4-8	7-5	24-28 L
10/5/80	2-2	3-1	30-17 W
12/14/80	7-7	7-7	14-24 L
9/27/81	1-2	3-0	28-31 L
11/1/81	1-7	5-2-1	10-27 L
9/19/82	0-1	1-0	20-24 L
1/2/83	0-7-1	6-2	7-34 L
10/23/83	4-3	4-3	7-21 L
11/20/83	6-5	7-4	0-37 L
9/23/84	1-2	3-0	7-44 L
12/9/84	4-10	12-2	17-35 L
9/15/85	0-1	0-1	13-30 L
11/17/85	3-7	6-4	20-34 L
9/14/86	0-1	0-1	10-30 L
10/26/86	0-7	2-5	13-17 L
9/20/87	0-1	0-1	10-23 L
11/15/87	4-4	4-4	40-21 W
9/25/88	0-3	1-2	15-13 W
12/4/88	7-6	5-8	31-28 W
11/5/89	4-4	4-4	13-19 L
12/17/89	7-7	8-6	42-13 W
10/28/90	2-4	5-1	7-27 L
12/30/90	7-8	11-4	17-23 L
9/8/91	0-1	0-1	6-17 L
11/3/91	0-8	3-5	6-10 L
10/25/92	3-3	6-0	31-20 W
11/8/92	4-4	6-2	0-28 L
9/5/93	0-0	0-0	20-24 L
10/24/93	2-3	4-1	27-41 L
11/6/94	4-5	6-2	21-22 L
12/18/94	6-8	9-5	10-6 W
10/8/95	2-2	4-0	27-24 W*
11/26/95	6-5	6-5	36-28 W
9/23/96	3-0	3-0	10-6 W
11/10/96	5-4	4-5	13-37 L
8/31/97	0-0	0-0	10-16 L
12/14/97	2-12	9-5	41-0 W
9/6/98	0-0	0-0	15-24 L
11/8/98	1-7	5-3	14-27 L
10/10/99	2-1	2-0	31-34 L
12/5/99	9-2	8-3	37-34 W
11/26/00	7-4	8-3	14-17 L
12/17/00	8-6	10-4	20-13 W
12/30/00	**10-6**	**11-5**	**17-23 L***
11/11/01	4-3	5-2	24-27 L
12/10/01	4-7	8-3	6-41 L
9/15/02	1-0	1-0	13-21 L
11/2/03	6-1	4-2	23-17 W
12/31/06	11-4	6-9	27-22 W
9/21/09	1-0	0-1	27-23 W
11/4/12	4-3	4-3	23-20 W
9/15/13	1-0	1-0	20-24 L
12/27/15	6-8	5-9	18-12 W

Sweeps: Colts (4): 1975,76,88,95 Dolphins (15): 1972,74,78,79,81-86,90,91,93,98,01
Splits (13): 1970,71,73,77,80,87,89,92,94,96,97,99,00
STADIUMS: Memorial 6-8 Hoosier/RCA 7-13 Lucas Oil 1-1 Orange Bowl 3-15 Joe Robbie/Pro Player/LandShark/Sun Life 9-10

COLTS vs. MINNESOTA

Regular Season: 15-7-1 **Home: 10-0** **Away: 5-7-1** **Playoffs: 1-0**
Points-Allowed: 609-496 **Home: 319-188** **Away: 290-308** **Colts Longest Series Streaks: Won 5, Lost 5**

DATE	RECORDS COLTS	RECORDS OP	RESULTS
10/1/61	1-1	1-1	34-33 W
11/12/61	4-4	1-7	20-28 L
9/23/62	1-0	0-1	34-7 W
12/16/62	6-7	2-10-1	42-17 W
11/17/63	4-5	3-6	37-34 W
12/8/63	6-6	4-7-1	41-10 W
9/13/64	0-0	0-0	24-34 L
11/15/64	8-1	5-4	17-14 W
9/19/65	0-0	0-0	35-16 W
11/14/65	7-1	5-3	41-21 W
9/18/66	0-1	0-0-1	38-23 W
10/23/66	3-2	1-3-1	20-17 W
10/22/67	4-1	1-4	20-20 T
11/24/68	9-1	6-4	21-9 W
12/22/68	**13-1**	**8-6**	**24-14 W**
9/28/69	0-1	0-1	14-52 L
10/25/71	4-1	4-1	3-10 L
12/12/82	0-5	2-3	10-13 L
11/20/88	6-5	7-4	3-12 L
12/21/97	3-12	8-7	28-39 L
12/24/00	9-6	11-4	31-10 W
11/8/04	4-3	5-2	31-28 W
9/14/08	0-1	0-1	18-15 W
9/16/12	0-1	1-0	23-20 W

Sweeps: Colts (4): 1962,63,65,66 **Splits (2):** 1961,64
STADIUMS: Memorial 8-0 Hoosier/RCA 2-0 Lucas Oil 1-0 Metropolitan 4-4-1 HHH Metrodome 1-3

COLTS vs. NEW ENGLAND

Regular Season: 28-47 **Home: 16-22** **Away: 12-25** **Playoffs: 1-4**
Points-Allowed: 1513-2001 **Home: 819-928** **Away: 694-1073** **Colts Longest Series Streaks: Won 3, Lost 7**

DATE	RECORDS COLTS	RECORDS OP	RESULTS
10/4/70	1-1	1-1	14-6 W
10/25/70	4-1	1-4	27-3 W
10/3/71	1-1	1-1	23-3 W
12/19/71	10-3	5-8	17-21 L
11/6/72	1-6	2-5	24-17 W
11/26/72	3-7	2-8	31-0 W
10/7/73	1-2	0-3	16-24 L
12/16/73	3-10	5-8	18-13 W
10/6/74	0-3	3-0	3-42 L
11/24/74	2-8	6-4	17-27 L
10/19/75	1-3	0-4	10-21 L
12/21/75	9-4	3-10	34-21 W
9/12/76	0-0	0-0	27-13 W
11/14/76	8-1	6-3	14-21 L
10/23/77	5-0	3-2	3-17 L
12/18/77	9-4	9-4	30-24 W
9/18/78	0-2	1-1	34-27 W
11/26/78	5-7	9-3	14-35 L
10/28/79	2-6	6-2	31-26 W
11/18/79	4-7	7-4	21-50 L
10/19/80	4-2	5-1	21-37 L
11/23/80	6-5	7-4	21-47 L
9/6/81	0-0	0-0	29-28 W
12/20/81	1-14	2-13	23-21 W
9/12/82	0-0	0-0	13-24 L
9/4/83	0-0	0-0	29-23 W*
10/9/83	3-2	2-3	12-7 W
11/18/84	4-7	7-4	17-50 L
12/16/84	4-11	8-7	10-16 L
10/10/85	3-6	6-3	15-34 L
12/1/85	3-9	8-4	31-38 L
9/7/86	0-0	0-0	3-33 L
11/9/86	0-9	6-3	21-30 L
10/25/87	2-3	3-2	30-16 W
11/22/87	5-4	4-5	0-24 L
10/2/88	1-3	1-3	17-21 L
11/27/88	6-6	7-5	24-21 W
10/29/89	4-3	2-5	20-23 L*
12/3/89	6-6	4-8	16-22 L
9/16/90	0-1	0-1	14-16 L
11/11/90	2-6	1-7	13-10 W
9/1/91	0-0	0-0	7-16 L
12/8/91	1-12	4-9	17-23 L*
11/15/92	4-5	0-9	34-37 L*
12/6/92	5-7	2-10	6-0 W
10/31/93	2-4	1-6	9-6 W
12/26/93	4-10	3-11	0-38 L
11/27/94	5-6	5-6	10-12 L
12/11/94	6-7	7-6	13-28 L
11/19/95	5-5	4-6	24-10 W
12/23/95	8-7	6-9	10-7 W
10/20/96	5-1	3-3	9-27 L
11/24/96	6-5	7-4	13-27 L
9/7/97	0-1	1-0	6-31 L
11/30/97	1-11	7-5	17-20 L
9/13/98	0-1	0-1	6-29 L
11/1/98	1-6	4-3	16-21 L
9/19/99	1-0	1-0	28-31 L
12/12/99	10-2	7-5	20-15 W
10/8/00	3-1	1-4	16-24 L
10/22/00	4-2	2-5	30-23 W
9/30/01	2-0	0-2	13-44 L
10/21/01	2-2	2-3	17-38 L
11/30/03	9-2	9-2	34-38 L
1/18/04	**14-4**	**15-2**	**14-24 L**
9/9/04	0-0	0-0	24-27 L
1/16/05	**13-4**	**14-2**	**3-20 L**
11/7/05	7-0	4-3	40-21 W
11/5/06	7-0	6-1	27-20 W
1/21/07	**14-4**	**14-4**	**38-34 W**
11/4/07	7-0	8-0	20-24 L
11/2/08	3-4	5-2	18-15 W
11/15/09	8-0	6-2	35-34 W
11/21/10	6-3	7-2	28-31 L
12/4/11	0-11	8-3	24-31 L
11/18/12	6-3	6-3	24-59 L
1/11/14	**12-5**	**12-4**	**22-43 L**
11/16/14	6-3	7-2	20-42 L
1/18/15	**13-5**	**13-4**	**7-45 L**
10/18/15	3-2	4-0	27-34 L

Sweeps: Colts (5): 1970,72,81,83,95 Patriots (12): 1974,80,84-86,89,91,94,96,97,98,01
Splits (14): 1971,73,75-79,87,88,90,92,93,99,00
STADIUMS: Memorial 8-6 Hoosier/RCA 7-14 Lucas Oil 2-2 Harvard 1-0 Schaefer/Sullivan/Foxboro 9-21 Gillette 2-8

COLTS vs. NEW ORLEANS

Regular Season: 5-7 **Home: 3-3** **Away: 2-4** **Playoffs (Neutral): 0-1**
Points-Allowed: 282-309 **Home: 133-93** **Away: 132-185** **Colts Longest Series Streaks: Won 3, Lost 5**

DATE	RECORDS COLTS	RECORDS OP	RESULTS
12/10/67	10-0-2	2-10	30-10 W
10/19/69	2-2	0-4	30-10 W
9/30/73	0-2	0-2	14-10 W
10/12/86	0-5	1-4	14-17 L
12/24/89	8-7	8-7	6-41 L
11/12/95	5-4	3-6	14-17 L
9/27/98	0-3	2-0	13-19 L*
11/18/01	4-4	4-4	20-34 L
9/28/03	3-0	1-2	55-21 W
9/6/07	0-0	0-0	41-10 W
2/7/10	**16-2**	**15-3**	**17-31 L**
10/23/11	0-6	4-2	7-62 L
10/25/15	3-3	2-4	21-27 L

STADIUMS: Memorial 2-0 Hoosier/RCA 1-2 Lucas Oil 0-1 Tulane 1-0 Louisiana/Mercedes-Benz Superdome 1-4 Sun Life 0-1

COLTS vs. NEW YORK GIANTS

Regular Season: 9-6 **Home: 2-3** **Away: 7-3** **Playoffs: 2-0**
Points-Allowed: 410-305 **Home: 151-149** **Away: 259-156** **Colts Longest Series Streaks: Won 4, Lost 2**

DATE	RECORDS COLTS	RECORDS OP	RESULTS
10/2/54	0-1	1-0	20-14 W
11/13/55	4-3	2-5	7-17 L
11/9/58	6-0	4-2	21-24 L
12/28/58	**9-3**	**10-3**	**23-17 W***
12/27/59	**9-3**	**10-2**	**31-16 W**
9/15/63	0-0	0-0	28-37 L
11/2/68	6-1	5-2	26-0 W
10/17/71	3-1	2-2	31-7 W
12/7/75	7-4	3-8	21-0 W
12/16/79	4-11	6-9	31-7 W
11/5/90	2-5	7-0	7-24 L
12/12/93	4-8	9-3	6-20 L
11/14/99	6-2	5-3	27-19 W
12/22/02	9-5	8-6	27-44 L
9/10/06	0-0	0-0	26-21 W
9/19/10	0-1	1-0	38-14 W
11/3/14	5-3	3-4	40-24 W

STADIUMS: Memorial 2-1 Hoosier/RCA 0-2 Lucas Oil 1-0 Polo Grounds 0-1 Yankee 3-1 Shea 1-0 Giants 3-1 MetLife 1-0

COLTS vs. NEW YORK JETS

Regular Season: 40-28 **Home: 19-15** **Away: 21-13** **Playoffs: 1-3**
Points-Allowed: 1419-1494 **Home: 772-743** **Away: 647-751** **Colts Longest Series Streaks: Won 6, Lost 4**

DATE	RECORDS COLTS	RECORDS OP	RESULTS
1/12/69	**15-1**	**12-3**	**7-16 L**
10/18/70	3-1	1-3	29-22 W
12/19/70	10-2-1	4-9	35-20 W
9/19/71	0-0	0-0	22-0 W
11/14/71	6-2	3-5	14-13 W
9/24/72	0-1	1-0	34-44 L
10/22/72	1-4	3-2	20-24 L
9/23/73	0-1	0-1	10-34 L
12/2/73	2-9	3-8	17-20 L
10/20/74	0-5	1-4	35-20 W
12/15/74	2-11	6-7	38-45 L
10/26/75	1-4	2-3	45-28 W
11/16/75	4-4	2-6	52-19 W
10/24/76	5-1	1-5	20-0 W
11/28/76	9-2	3-8	33-16 W
9/25/77	1-0	0-1	20-12 W
11/20/77	8-1	2-7	33-12 W
10/15/78	2-4	3-3	10-33 L
12/3/78	5-8	7-6	16-24 L
10/7/79	0-5	2-3	10-8 W
12/2/79	4-9	5-8	17-30 L
9/7/80	0-0	0-0	17-14 W
9/28/80	1-2	0-3	35-21 W
11/8/81	1-8	4-4-1	14-41 L
11/29/81	1-11	7-4-1	0-25 L
11/21/82	0-2	1-1	0-37 L
11/6/83	5-4	4-5	17-14 W
12/4/83	6-7	6-7	6-10 L
9/2/84	0-0	0-0	14-23 L
11/11/84	3-7	6-4	9-5 W
9/29/85	1-2	2-1	20-25 L
11/3/85	3-5	6-2	17-35 L
9/28/86	0-3	2-1	7-26 L
11/16/86	0-10	9-1	16-31 L
10/11/87	1-2	2-1	6-0 W
11/1/87	3-3	3-3	19-14 W
11/6/88	4-5	5-3-1	38-14 W
12/10/88	8-6	6-7-1	16-34 L
10/1/89	1-2	1-2	17-10 W
11/19/89	4-6	2-8	27-10 W
11/18/90	3-6	4-6	17-14 W
12/16/90	5-8	4-9	29-21 W
10/20/91	0-7	3-4	6-17 L
11/10/91	0-9	5-4	28-27 W
10/11/92	2-2	1-4	6-3 W*
12/13/92	6-7	4-9	10-6 W
11/14/93	3-5	4-4	17-31 L
12/5/93	3-8	7-4	9-6 W
10/9/94	2-3	2-3	6-16 L
10/30/94	3-5	4-3	28-25 W
9/10/95	0-1	0-1	27-24 W*
10/29/95	4-3	2-6	17-10 W
9/8/96	1-0	0-1	21-7 W
11/17/96	5-5	1-9	34-29 W
10/5/97	0-4	3-2	12-16 L
12/7/97	1-12	8-5	22-14 W
9/20/98	0-2	0-2	6-44 L
11/15/98	1-8	6-3	24-23 W
10/17/99	2-2	1-3	16-13 W
11/28/99	8-2	4-6	13-6 W
11/12/00	6-3	6-3	23-15 W
12/3/00	7-5	8-4	17-27 L
9/9/01	0-0	0-0	45-24 W
12/23/01	5-8	8-5	28-29 L
1/4/03	**10-6**	**9-7**	**0-41 L**
11/16/03	7-2	3-6	38-31 W
10/1/06	3-0	2-1	31-28 W
12/27/09	14-0	7-7	15-29 L
1/24/10	**15-2**	**11-7**	**30-17 W**
1/8/11	**10-6**	**11-5**	**16-17 L**
10/14/12	2-2	2-3	9-35 L
9/21/15	0-1	1-0	7-20 L

Sweeps: Colts (13): 1970,71,75-77,80,87,89,90,92,95,96,99 Jets (6): 1972,73,78,81,85,86
Splits (12): 1974,79,83,84,88,91,93,94,97,98,00,01
STADIUMS: Memorial 7-6 Hoosier/RCA 12-7 Lucas Oil 1-3 Shea 8-6 Giants 13-7 MetLife 0-1 Orange Bowl 0-1

COLTS vs. OAKLAND

Regular Season: 6-7 **Home: 2-4** **Away: 4-3** **Playoffs: 1-1**
Points-Allowed: 347-356 **Home: 204-211** **Away: 143-145** **Colts Longest Series Streaks: Won 4, Lost 4**

DATE	RECORDS COLTS	RECORDS OP	RESULTS
1/3/71	**12-2-1**	**9-4-2**	**27-17 W**
11/28/71	7-3	7-1-2	37-14 W
10/28/73	2-4	3-2-1	21-34 L
9/28/75	1-0	1-0	20-31 L
12/24/77	**10-4**	**11-3**	**31-37 L***
11/25/84	4-8	8-4	7-21 L
12/21/86	2-13	8-7	30-24 W
9/15/91	0-2	1-1	0-16 L
10/22/95	4-2	5-2	17-30 L
9/10/00	1-0	1-0	31-38 L
10/14/01	2-1	3-1	18-23 L
10/10/04	3-1	2-2	35-14 W
12/16/07	11-2	4-9	21-14 W
12/26/10	8-6	7-7	31-26 W
9/8/13	0-0	0-0	21-17 W

STADIUMS: Memorial 1-3 Hoosier/RCA 1-2 Lucas Oil 0-1 Oakland/Alameda County/McAfee Coliseum 3-1
LA Memorial Coliseum 1-2
RAIDERS: Los Angeles 1982-94

COLTS vs. PHILADELPHIA

Regular Season: 10-8 **Home: 5-3** **Away: 5-5**
Points-Allowed: 451-387 **Home: 220-152** **Away: 231-235** **Colts Longest Series Streaks: Won 4, Lost 3**

DATE	RECORDS COLTS	RECORDS OP	RESULTS
11/15/53	3-4	4-2-1	14-45 L
11/21/65	8-1	3-6	34-24 W
9/24/67	1-0	1-0	38-6 W
10/13/69	1-2	1-2	24-20 W
12/6/70	8-2-1	2-8-1	29-10 W
9/29/74	0-2	1-1	10-30 L
10/1/78	1-3	2-2	14-17 L
11/15/81	1-9	8-2	13-38 L
10/30/83	4-4	4-4	22-21 W
10/14/84	2-4	2-4	7-16 L
9/30/90	0-3	1-2	24-23 W
12/19/93	4-9	5-8	10-20 L
12/5/96	7-6	8-5	37-10 W
11/21/99	7-2	3-7	44-17 W
11/10/02	4-4	6-2	35-13 W
11/26/06	9-1	5-5	45-21 W
11/7/10	5-2	4-3	24-26 L
9/15/14	0-1	1-0	27-30 L

STADIUMS: Memorial 3-1 Hoosier/RCA 2-1 Lucas Oil 0-1 Connie Mack 0-1 Franklin Field 1-0
Veterans 4-3 Lincoln Financial 0-1

COLTS vs. PITTSBURGH

Regular Season: 6-16 **Home: 4-5** **Away: 2-11** **Playoffs: 0-5**
Points-Allowed: 458-707 **Home: 206-233** **Away: 252-474** **Colts Longest Series Streaks: Won 2, Lost 7**

DATE	RECORDS COLTS	RECORDS OP	RESULTS
11/3/57	3-2	3-2	13-19 L
9/29/68	2-0	0-2	41-7 W
10/31/71	4-2	3-3	34-21 W
9/15/74	0-0	0-0	0-30 L
12/27/75	**10-4**	**12-2**	**10-28 L**
12/19/76	**11-3**	**10-4**	**14-40 L**
10/30/77	5-1	4-2	31-21 W
12/9/78	5-9	12-2	13-35 L
9/23/79	0-3	3-0	13-17 L
9/14/80	1-0	1-0	17-20 L
11/13/83	6-4	8-2	13-24 L
10/21/84	2-5	4-3	17-16 W
9/8/85	0-0	0-0	3-45 L
10/18/87	2-2	2-2	7-21 L
10/6/91	0-5	2-2	3-21 L
11/22/92	4-6	7-3	14-30 L
9/18/94	1-1	1-1	21-31 L
1/14/96	**11-7**	**12-5**	**16-20 L**
12/29/96	**9-7**	**10-6**	**14-42 L**
10/12/97	0-5	3-2	22-24 L
10/21/02	4-1	2-3	10-28 L
11/28/05	10-0	7-3	26-7 W
1/15/06	**14-2**	**12-5**	**18-21 L**
11/9/08	4-4	6-2	24-20 W
9/25/11	0-2	1-1	20-23 L
10/26/14	5-2	4-3	34-51 L
12/6/15	6-5	6-5	10-45 L

STADIUMS: Memorial 2-4 Hoosier/RCA 2-2 Lucas Oil 0-1 Pitt 1-0 Three Rivers 0-11 Heinz 1-3

COLTS vs. LOS ANGELES

Regular Season: 23-18-2 **Home: 14-6-2** **Away: 9-12**
Points-Allowed: 936-950 **Home: 546-482** **Away: 390-468** **Colts Longest Series Streaks: Won 6, Lost 3**

DATE	RECORDS		RESULTS	DATE	RECORDS		RESULTS	DATE	RECORDS		RESULTS
	COLTS	OP			COLTS	OP			COLTS	OP	
11/22/53	3-5	5-2-1	13-21 L	9/17/61	0-0	0-0	27-24 W	9/21/69	0-0	0-0	20-27 L
12/5/53	3-7	6-3-1	2-45 L	12/9/61	7-5	3-9	17-34 L	12/21/69	7-5-1	11-2	13-7 W
9/26/54	0-0	0-0	0-48 L	9/16/62	0-0	0-0	30-27 W	11/8/71	5-2	4-2-1	24-17 W
12/4/54	2-8	5-4-1	22-21 W	11/11/62	4-4	1-7	14-2 W	10/5/75	1-1	1-1	13-24 L
11/20/55	4-4	5-3	17-17 T	11/24/63	5-5	3-7	16-17 L	9/21/86	0-2	2-0	7-24 L
12/4/55	5-4-1	6-3-1	14-20 L	12/15/63	7-6	5-8	19-16 W	9/17/89	0-1	1-0	17-31 L
11/25/56	3-4	2-6	56-21 W	10/4/64	2-1	2-0-1	35-20 W	10/1/95	1-2	4-0	21-18 W
12/9/56	4-5	2-8	7-31 L	11/22/64	9-1	5-4-1	24-7 W	12/30/01	5-9	12-2	17-42 L
12/1/57	6-3	4-5	31-14 W	10/24/65	4-1	1-4	35-20 W	10/17/05	5-0	2-3	45-28 W
12/15/57	7-4	5-6	21-37 L	12/18/65	9-3-1	4-8	20-17 W	10/25/09	5-0	0-6	42-6 W
11/23/58	7-1	5-3	34-7 W	10/30/66	4-2	4-3	17-3 W	11/10/13	6-2	3-6	8-38 L
12/6/58	9-1	6-4	28-30 L	11/27/66	7-3	6-5	7-23 L				
11/29/59	6-3	2-7	35-21 W	10/15/67	4-0	3-1	24-24 T				
12/12/59	8-3	2-9	45-26 W	12/17/67	11-0-2	10-1-2	10-34 L				
10/16/60	2-1	0-3	31-17 W	10/27/68	5-1	6-0	27-10 W				
12/11/60	6-4	3-6-1	3-10 L	12/15/68	12-1	10-2-1	28-24 W				

Sweeps: Colts (5): 1959,62,64,65,68 Rams (1): 1953 **Splits (9):** 1954,56-58,60,61,63,66,69
STADIUMS: Memorial 12-4-2 Hoosier/RCA 2-1 Lucas Oil 0-1 LA Memorial Coliseum 8-10 Anaheim 0-1 Dome at America's Center/Edward Jones 1-1
RAMS: Los Angeles 1953-94, 2015-present, St. Louis 1995-2015

COLTS vs. SAN DIEGO

Regular Season: 9-16 **Home: 3-11** **Away: 6-5** **Playoffs: 1-2**
Points-Allowed: 499-665 **Home: 233-394** **Away: 266-271** **Colts Longest Series Streaks: Won 3, Lost 5**

DATE	RECORDS		RESULTS	DATE	RECORDS		RESULTS	DATE	RECORDS		RESULTS
	COLTS	OP			COLTS	OP			COLTS	OP	
9/20/70	0-0	0-0	16-14 W	11/26/89	5-6	4-7	10-6 W	12/26/04	11-3	11-3	34-31W*
10/8/72	1-2	1-1-1	20-23 L	10/18/92	3-2	1-4	14-34 L	12/18/05	13-0	8-5	17-26 L
11/7/76	7-1	4-4	37-21 W	11/1/92	4-3	3-4	0-26 L	11/11/07	7-1	4-4	21-23 L
10/18/81	1-5	4-2	14-43 L	11/29/93	3-7	4-6	0-31 L	**1/13/08**	**13-3**	**12-5**	**24-28 L**
12/26/82	0-6-1	5-2	26-44 L	12/17/95	8-6	7-7	24-27 L	11/23/08	6-4	4-6	23-20 W
11/4/84	3-6	4-5	10-38 L	**12/31/95**	**9-7**	**9-7**	**35-20 W**	**1/3/09**	**12-4**	**8-8**	**17-23 L***
11/30/86	0-12	2-10	3-17 L	11/3/96	5-3	4-4	19-26 L	11/28/10	6-4	5-5	14-36 L
11/8/87	4-3	6-1	13-16 L	10/26/97	0-7	3-4	19-35 L	10/14/13	4-1	2-3	9-19 L
12/20/87	7-6	8- 5	20-7 W	10/4/98	0-4	2-2	17-12 W				
10/23/88	2-5	2-5	16-0 W	9/26/99	1-1	1-0	27-19 W				

Sweeps: Chargers (1): 1992 **Splits (1):** 1987
STADIUMS: Memorial 0-2 Hoosier/RCA 3-9 Lucas Oil 0-1 Jack Murphy/Qualcomm 7-6

COLTS vs. SAN FRANCISCO

Regular Season: 25-18 **Home: 14-7** **Away: 11-11**
Points-Allowed: 1016-843 **Home: 532-405** **Away: 484-438** **Colts Longest Series Streaks: Won 13, Lost 5**

DATE	RECORDS		RESULTS	DATE	RECORDS		RESULTS	DATE	RECORDS		RESULTS
	COLTS	OP			COLTS	OP			COLTS	OP	
11/29/53	3-6	6-3	21-38 L	12/18/60	6-5	6-5	10-34 L	9/15/68	0-0	0-0	27-10 W
12/13/53	3-8	8-3	14-45 L	12/3/61	6-5	6-4-1	20-17 W	10/13/68	4-0	2-2	42-14 W
11/28/54	1-8	5-3-1	17-13 W	12/16/61	7-6	7-5-1	27-24 W	10/26/69	3-2	0-4-1	21-24 L
12/11/54	3-8	6-4-1	7-10 L	10/7/62	2-1	1-2	13-21 L	11/16/69	5-3	1-6-1	17-20 L
11/27/55	4-4-1	3-6	26-14 W	11/4/62	3-4	3-4	22-3 W	11/12/72	2-6	3-4-1	21-24 L
12/11/55	5-5-1	3-8	24-35 L	9/22/63	0-1	0-1	20-14 W	10/5/86	0-4	3-1	14-35 L
12/2/56	4-4	2-6-1	17-20 L	10/13/63	1-3	0-4	20-3 W	9/10/89	0-0	0-0	24-30 L
12/16/56	4-6	4-6-1	17-30 L	11/1/64	6-1	2-5	37-7 W	10/15/95	3-2	4-1	18-17 W
11/24/57	5-3	5-3	27-21 W	11/29/64	10-1	3-8	14-3 W	10/18/98	1-5	4-1	31-34 L
12/8/57	7-3	6-4	13-17 L	10/3/65	1-1	2-0	27-24 W	11/25/01	4-5	7-2	21-40 L
11/30/58	8-1	4-5	35-27 W	10/31/65	5-1	3-3	34-28 W	10/9/05	4-0	1-3	28-3 W
12/14/58	9-2	5-6	12-21 L	9/25/66	1-1	0-0-1	36-14 W	11/1/09	6-0	3-3	18-14 W
11/22/59	5-3	6-2	45-14 W	12/18/66	8-5	6-5-2	30-14 W	9/22/13	1-1	1-1	27-7 W
12/5/59	7-3	7-3	34-14 W	10/1/67	2-0	2-0	41-7 W				
11/27/60	6-2	4-4	22-30 L	11/26/67	8-0-2	5-5	26-9 W				

Sweeps: Colts (8): 1959,61,63-68 49ers (4): 1953,56,60,69 **Splits (5):** 1954,55,57,58,62
STADIUMS: Memorial 12-5 Hoosier/RCA 1-2 Lucas Oil 1-0 Kezar 9-8 Candlestick/3COM/Monster Park 2-3

COLTS vs. SEATTLE

Points-Allowed: 241-248

Regular Season: 7-4 | **Home: 88-91** | **Home: 3-1** | **Away: 153-157** | **Away: 4-3** | **Colts Longest Series Streaks: Won 2, Lost 2**

DATE	RECORDS COLTS	RECORDS OP	RESULTS	DATE	RECORDS COLTS	RECORDS OP	RESULTS	DATE	RECORDS COLTS	RECORDS OP	RESULTS
9/18/77	0-0	0-0	29-14 W	10/2/94	1-3	3-1	17-15 W	12/24/05	13-1	12-2	13-28 L
11/27/78	4-6	5-5	17-14 W	9/14/97	0-2	0-2	3-31 L	10/4/09	3-0	1-2	34-17 W
9/29/91	0-4	1-3	3-31 L	12/20/98	3-11	7-7	23-27 L	10/6/13	3-1	4-0	34-28 W
12/4/94	5-7	5-7	31-19 W	10/15/00	3-2	2-4	37-24 W				

Sweeps: Colts (1): 1994
STADIUMS: Hoosier/RCA 2-1 | Lucas Oil 2-0 | Kingdome 3-2 | Husky Stadium 1-0 | Qwest Field 0-1

COLTS vs. TAMPA BAY

Points-Allowed: 336-277

Regular Season: 8-5 | **Home: 213-140** | **Home: 5-2** | **Away: 123-137** | **Away: 3-3** | **Colts Longest Series Streaks: Won 3, Lost 2**

DATE	RECORDS COLTS	RECORDS OP	RESULTS	DATE	RECORDS COLTS	RECORDS OP	RESULTS	DATE	RECORDS COLTS	RECORDS OP	RESULTS
10/3/76	2-1	0-3	42-17 W	12/22/91	1-14	2-13	3-17 L	10/7/07	4-0	3-1	33-14 W
9/9/79	0-1	1-0	26-29 L*	10/4/92	1-2	3-1	24-14 W	10/3/11	0-3	2-1	17-24 L
12/15/85	3-11	2-12	31-23 W	9/11/94	1-0	0-1	10-24 L	11/29/15	5-5	5-5	25-12 W
12/27/87	8-6	4-10	24-6 W	11/2/97	0-8	5-3	28-31 L				
10/16/88	1-5	2-4	35-31 W	10/6/03	4-0	2-1	38-35 W*				

STADIUMS: Memorial 1-1 | Hoosier/RCA 3-1 | Lucas Oil 1-0 | Tampa 2-2 | Raymond James 1-1

COLTS vs. TENNESSEE

Points-Allowed: 1101-833

Record: 29-13 | **Home: 649-417** | **Home: 17-6** | **Away: 452-416** | **Away: 12-7** | **Playoffs: 0-1** | **Colts Longest Series Streaks: Won 9, Lost 3**

DATE	RECORDS COLTS	RECORDS OP	RESULTS	DATE	RECORDS COLTS	RECORDS OP	RESULTS	DATE	RECORDS COLTS	RECORDS OP	RESULTS
10/11/70	2-1	2-1	24-20 W	11/3/02	4-3	3-4	15-23 L	12/6/09	11-0	5-6	27-17 W
11/4/73	2-5	0-7	27-31 L	12/8/02	8-4	7-5	17-27 L	12/9/10	6-6	5-7	30-28 W
11/1/76	6-1	4-3	38-14 W	9/14/03	1-0	1-0	33-7 W	1/2/11	9-6	6-9	23-20 W
10/14/79	1-5	4-2	16-28 L	12/7/03	9-3	9-3	29-27 W	10/30/11	0-7	3-3	10-27 L
9/21/80	1-1	1-1	16-21 L	9/19/04	0-1	1-0	31-17 W	12/18/11	0-13	7-6	27-13 W
12/18/83	6-9	2-13	20-10 W	12/5/04	8-3	4-7	51-24 W	10/28/12	3-3	3-4	19-13 W*
9/9/84	0-1	0-1	35-21 W	10/2/05	3-0	1-2	31-10 W	12/9/12	8-4	4-8	27-23 W
12/22/85	4-11	5-10	34-16 W	12/4/05	11-0	3-8	35-3 W	11/14/13	6-3	4-5	30-27 W
11/23/86	0-11	2-9	17-31 L	10/8/06	4-0	0-4	14-13 W	12/1/13	7-4	5-6	22-14 W
11/29/87	5-5	6-4	51-27 W	12/3/06	10-1	4-7	17-20 L	9/28/14	1-2	1-2	41-17 W
9/4/88	0-0	0-0	14-17 L*	9/16/07	1-0	1-0	22-20 W	12/28/14	10-5	2-13	27-10 W
9/23/90	0-2	0-2	10-24 L	12/30/07	13-2	9-6	10-16 L	9/27/15	0-2	1-1	35-33 W
9/13/92	1-0	0-1	10-20 L	10/27/08	3-3	6-0	21-31 L	1/3/16	7-8	3-12	30-24 W
9/4/94	0-0	0-0	45-21 W	12/28/08	11-4	13-2	23-0 W				
1/16/00	**13-3**	**14-3**	**16-19 L**	10/11/09	4-0	0-4	31-9 W				

Sweeps: Colts (7): 2003,04,05,09,10,12,13-15 | Titans (1): 2002 | **Splits (4):** 2006,07,08,11
STADIUMS: Memorial 2-2 | Hoosier/RCA 7-5 | Lucas Oil 8-0 | Astrodome 2-3 | Coliseum/LP/Nissan 10-4
OILERS: Houston 1960-96
TITANS: 1999-present

COLTS vs. WASHINGTON

Points-Allowed: 780-602

Regular Season: 20-10 | **Home: 480-317** | **Home: 14-3** | **Away: 300-285** | **Away: 6-7** | **Colts Longest Series Streaks: Won 9, Lost 3**

DATE	RECORDS COLTS	RECORDS OP	RESULTS	DATE	RECORDS COLTS	RECORDS OP	RESULTS	DATE	RECORDS COLTS	RECORDS OP	RESULTS
10/25/53	2-2	2-1-1	27-17 W	12/1/63	5-6	3-8	36-20 W	10/7/84	2-13	3-2	7-35 L
10/31/54	1-4	0-5	21-24 L	12/13/64	11-2	6-7	45-17 W	12/22/90	6-8	9-5	35-28 W
10/23/55	3-1	2-2	13-14 L	10/17/65	3-1	0-4	38-7 W	11/7/93	3-4	1-6	24-30 L
12/23/56	4-7	6-5	19-17 W	11/6/66	5-2	5-3	37-10 W	10/23/94	3-4	1-6	27-41 L
11/10/57	3-3	2-4	21-17 W	10/29/67	4-0-2	2-2-2	17-13 W	10/27/96	5-2	6-1	16-31 L
10/26/58	4-0	2-2	35-10 W	11/2/69	3-3	4-1-1	41-17 W	12/19/99	11-2	8-5	24-21 W
11/8/59	4-2	2-4	24-27 L	11/18/73	2-7	6-3	14-22 L	10/27/02	4-2	2-4	21-26 L
9/25/60	0-0	0-0	20-0 W	11/7/77	6-1	4-3	10-3 W	10/22/06	5-0	2-4	36-22 W
11/26/61	5-5	0-9-1	27-6 W	11/6/78	3-6	7-2	21-17 W	10/17/10	3-2	3-2	27-24 W
12/8/62	5-7	5-5-2	34-21 W	12/13/81	1-13	6-8	14-38 L	11/30/14	7-4	3-8	49-27 W

STADIUMS: Memorial 10-1 | Hoosier/RCA 3-2 | Lucas Oil 1-0 | Griffith 1-2 | D.C./RFK 4-4 | FedEx 1-1

TOTAL:	**RECORDS**	**POINTS (COLTS-OPPONENTS)**
Memorial Stadium	122-91-5	5,071-4,347
Hoosier/RCA Dome	111-88-0	4,445-4,057
Lucas Oil Stadium	48-21-0	1,658-1,358
HOME WON-LOSS-TIED	**281-200-5**	**11,174-9,762**
Opposing Sites	233-254-2	9,884-10,998
Neutral Fields	2-2-0	69-77
WON-LOSS-TIED	**516-456-7**	**21,127-20,837**

*Neutral Fields (Four Super Bowls in Orange Bowl/Dolphin/Sun Life Stadium)

COLTS IN THE COMMUNITY

COLTS IN THE COMMUNITY

SHARING THE HEART BEHIND THE HORSESHOE

The Indianapolis Colts take great pride in playing an active role in the community and are committed to corporate citizenship throughout Indiana.

Leading by example, we hope to encourage and inspire our fellow Hoosiers to participate in the practice of giving back.

Our goal is to create lasting philanthropic partnerships and to maximize those relationships for the betterment of our community, thus, building a legacy of goodwill as we share the heart behind the horseshoe.

Support your Colts community at the following upcoming events:

Saturday, August 20 vs. Baltimore	IFD Fill the Boot
Saturday, August 27 vs. Philadelphia	School Supply Collection, benefiting Teachers' Treasures
Sunday, September 11 vs. Detroit	Books for Youth Collection (presented by Cargo Services, Inc.)
Sunday, September 25 vs. San Diego	Damar Services Collection
Sunday, October 9 vs. Chicago	Backpack Attack
Sunday, October 30 vs. Kansas City	HopeLine Cell Phone Collection (presented by Verizon Wireless)
Sunday, November 20 vs. Tennessee	TBD
Thursday, November 24 vs. Pittsburgh	SACKing Hunger Food Drive (presented by Meijer)
Sunday, December 11 vs. Houston	Toy Collection (presented by BOSE)
Sunday, January 1 vs. Jacksonville	TBD

Visit **www.colts.com/community** for more information on all of our outreach efforts.

EDUCATION AND LITERACY

Throughout the year, the Colts empower young people with the gift of knowledge by providing books and tutoring for students who otherwise may not be able to afford those resources.

Books for Youth has collected more than 750,000 books to fill backpacks for foster children.

Colts Day in Schools provides more than 2,000 free books every year for students with a special reading appearance from Colts players.

Blue's School Shows offer free educational shows to more than 100 Indiana schools every year.

COLTS IN THE COMMUNITY

PLAY 60

The Colts are committed to tackling the childhood obesity epidemic threatening our nation's youth. Join us as we take small steps to live active and healthy lives. Sixty minutes. Every day. That's the simple message of the NFL PLAY 60 movement.

Visit **www.colts.com/PLAY60** for more information about the PLAY 60 initiative.

Fuel Up to PLAY 60 teaches youth the value of eating healthy to stay fit.

More than 25,000 youth across the state participate in our youth football camps, clinics, combines and grant programs which promote health, fitness and sports at all ages.

The PLAY 60 Challenge is a six-week program that encourages youth and families to be active at least 60 minutes each day.

Hispanic Heritage Month Football Camp provides a free football clinic for local Hispanic youth.

The Colts annual Hometown Huddle constructs safe, renovated fitness rooms at local community centers.

Project Playground engages the entire community to build a Colts-themed neighborhood playground each year.

The Colts PLAY 60 Zone is a traveling fitness area designed to promote the PLAY 60 message and provide fun activities for youth throughout Central Indiana and at local community events.

COLTS IN THE COMMUNITY
VOLUNTEERISM

The Colts Community Tuesday program connects players with the opportunity to serve the community every Tuesday, using their only day off from practice. We also recognize our fans throughout the year who give their time to make a difference in communities across Indiana.

Anthem Angels recognizes individuals who have gone above the call of duty in their community.

Huntington Heroes gives youth from a local community center a VIP experience at training camp.

Horseshoe Helpings provides Thanksgiving meals to more than 2,000 low-income families.

2015 PLAYER AWARDS

Tight End Dwayne Allen earned the Colts Man of the Year honor in 2015. Punter Pat McAfee received the Byron "Whizzer" White Award.

These awards are given annually to a player who exemplifies a legacy of excellence on and off the field and shows service to the team, community and country. The Colts Man of Year award is in honor of the late Chicago Bears running back Walter Payton and the Byron "Whizzer" White award is tribute to the late Supreme Court Justice and former NFL player, Byron "Whizzer" White.

The Colts also named McAfee as the local nominee for the NFL's Salute to Service Award for his extraordinary efforts to honor and serve U.S. service members and veterans. McAfee was recognized on a national level as an NFL Salute to Service finalist.

As the Colts recipient of the Ed Block Courage Award, tackle/guard Joe Reitz was chosen by his teammates as the player who most exemplified principles of sportsmanship, professionalism, strength and courage throughout the season.

COLTS IN THE COMMUNITY
HOLIDAY OUTREACH

Each holiday season, the Colts give back to the community and spread joy to families in need. The months of November and December play host to shopping events, hunger relief efforts and an annual blood drive that allows fellow Hoosiers to give the gift of life. The holidays are a special time of year to enjoy with family, and the Colts are committed to sharing good spirits and cheer.

Each year, the Colts partner with the Indiana Blood Center to present the largest blood drive in Indiana - the Bleed Blue Blood Drive and Health Fair.

Prior to each Colts home game, Gameday Collections gather donations for charities from fans and visitors.

Through the annual Holiday Caroling event, Colts players and staff help spread cheer to children at Riley Children's Hospital.

At Shop with a Colt, the Colts team up with Meijer to give underserved youth a special shopping spree with players.

COLTS IN THE COMMUNITY

MILITARY OUTREACH

In addition to their year-round efforts to support and recognize the men and women who serve our country, the Colts also join the NFL's Salute to Service platform each November and dedicate one of their home games to this initiative. The team's military programs include, but are not limited to:

- Donating tickets and sending care packages to military members and their family throughout the season.
- Recognizing 100 family members of fallen soldiers at the Salute to Service game.
- Hosting the Holiday Mail for Heroes program, allowing fans to send holiday cards to soldiers.
- Visiting the Richard L. Roudebush VA Medical Center each year to deliver care packages.

COLTS IN THE COMMUNITY
BREAST CANCER AWARENESS

Throughout the month of October, the Indianapolis Colts support Breast Cancer Awareness Month by joining forces with the NFL's "A Crucial Catch" campaign. These initiatives recognize survivors of this disease while also raising awareness.

Breast Cancer Awareness Month encourages annual screenings for women and raises awareness during the month of October.

The Colts host an annual Pinking of the Canal event that includes live music, pink posters, Colts Cheerleaders, lunch and the dyeing of the canal in downtown Indianapolis.

One home game in October will be dedicated to breast cancer awareness in the annual A Crucial Catch Game that incorporates many pink elements.

Fans can nominate a breast cancer survivor or someone currently battling the disease for the chance to win a day to Pamper Her Pink courtesy of the Colts.

BLUE: THE OFFICIAL MASCOT OF THE INDIANAPOLIS COLTS

Blue, the official mascot of the Indianapolis Colts, is now in his 11th season providing gameday entertainment, skits and sideline antics for Colts fans. When he's not at Lucas Oil Stadium, Blue is busy traveling the entire state of Indiana bringing joy to all Colts fans. With 367 appearances last year, it's hard to miss him in your community. For the 2015-16 school year, Blue performed in 105 school shows and visited 52,500 students. This year, Blue also published his first-ever children's book, *Blue's Road Trip Through Indiana*, a book that explores Indiana A-Z. You can request Blue for your next event and get more information about his book by calling 317-808-5264 or by visiting **www.colts.com/blue**.

Follow Blue on Twitter @blue and Instagram @bluecoltsmascot

COLTS IN MOTION

Colts In Motion is the official traveling museum of the Indianapolis Colts. Colts In Motion travels throughout Indiana making more than 170 appearances each year. To request this free attraction for your next event, visit: **www.colts.com/cim**.

Colts In Motion Features:

- Six interactive televisions
- Connect with Colts social media
- Feel the difference between Astro Turf and Field Turf
- Up-close view of the Nike equipment worn on game days
- Lucas Oil Stadium and Indiana Farm Bureau Football Center facts and photos

- Colts Cheerleader uniform display
- Colts, NFL and Super Bowl fun facts and trivia
- Learn what the Colts are doing in the community
- Size up your grip against the handprints of Andrew Luck and other players
- See game worn gear from some of the Colts most memorable moments
- Test your arm at the QB Challenge Inflatable
- And more features

THE 2016 INDIANAPOLIS COLTS CHEERLEADERS

The Indianapolis Colts Cheerleaders are entering their 33rd season with the organization. The Colts Cheerleaders continue to serve as ambassadors for the organization year-round. Preparations for auditions begin with workshops in March and continue through the final round of auditions in April. Hundreds of women auditioned for 26 spots on the 2016 team. There was intense competition throughout the audition process, which included fitness testing, a football test, technique scores and a personal interview. This process was put in place to continue to build on the strong foundation of squads in Colts Cheer history.

Besides performing for more than 63,000 fans in Lucas Oil Stadium at every home game, these women serve the community in numerous ways. The Indianapolis Colts Cheerleaders attend events all over Indiana and travel to military bases around the world. Recently, the Colts Cheerleaders have spent time in Puerto Rico, Curacao, Japan, Honduras and Diego Garcia entertaining our servicemen and women. In 2015, the Colts Cheerleaders represented the team by doing appearances in Mexico City and Canada. Also in 2015, the entire squad had the distinct honor of being selected to represent the United States by participating in the Chinese New Year Parade in Hong Kong.

The Colts Cheerleaders also commit themselves to being positive role models for little girls and young women alike. The Junior Colts Cheer Program consists of girls ages 6-14. The Junior Cheerleaders are

instructed on basic fundamentals of dance, discuss confidence, responsibility, positive self-esteem and teamwork, and have the opportunity to perform at various charitable events and on select game days at Lucas Oil Stadium. In addition to the Junior Cheer Program, the Colts Cheerleaders had the amazing opportunity to work with Down Syndrome Indiana and Fierce Allstars, serving the down syndrome and special needs community through dance.

The Indianapolis Colts Cheerleading program offers women the opportunity to network with friends while continuing their passion for dance and performing. The sacredness of being a professional cheerleader allows them to form deep and long-lasting bonds. In addition, the program offers the chance to serve in numerous capacities across the state, travel outside the country and grow in their personal lives. These ladies are both cheerleaders for the Indianapolis Colts and the Indianapolis community. They are the "Sweethearts of the Horseshoe."

INDIANAPOLIS COLTS RADIO NETWORK

For the 30th season, Colts fans will have the chance to listen to games from legendary play-by-play voice Bob Lamey. Joining Lamey in the booth for his fourth season is former Indianapolis quarterback Jim Sorgi who spent six seasons in a Colts uniform. Also in his fourth season on the sideline is Matt Taylor who is the game day producer and manager of radio production and the network for the club. The broadcast team of Lamey, Sorgi and Taylor will be featured on flagship stations WFNI (1070 The Fan and 93.5 FM), WLHK (97.1 HANK FM) and 47 stations on the OneAmerica Radio Network which blankets the state of Indiana and reaches into eastern Illinois, southern Michigan, northern Kentucky and western Ohio.

Lamey's association with the Colts began during the team's inaugural season in 1984. He was broadcasting games until 1991 and then resumed his duties in 1995. Lamey is well known in the region as the former play-by-play voice of the Indianapolis Racers (1974-1977) and the Indiana Pacers (1977-1984). He was inducted into the Indiana Sports Broadcasters and Writers Hall of Fame in 2008.

"It's always a pleasure to broadcast Colts games to the greatest fans in the NFL," said Lamey. "I always reflect on two of my biggest thrills during my tenure with this team. The first was the AFC Championship Game victory over the Patriots leading to Super Bowl XLI. The second is the Monday celebration following the Super Bowl win. Every seat was taken in the RCA Dome and I've never heard a sports venue as loud as that was even hours before the team arrived."

Sorgi was drafted by the Colts in 2004 out of Wisconsin and spent six years in Indianapolis. He was a member of two AFC Championship squads in 2006 and 2009. Sorgi also spent one season in New York as a member of the Giants. The nine-hour gameday broadcast includes a pregame show that features a segment with Colts Head Coach Chuck Pagano, player interviews and a preview of the upcoming contest. A postgame show follows the conclusion of the game with sound from Pagano and key players and a call-in show with fans.

For more information on the Colts Radio Network, visit: **www.colts.com.**

Bob Lamey

Jim Sorgi

Matt Taylor

INDIANAPOLIS COLTS RADIO AFFILIATES

Station	Frequency	City
WMXQ	93.5 FM	ALEXANDRIA
WBRT	1320 AM	BARDSTOWN, KY
WBIW	1340 AM	BEDFORD
WZBD	92.7 FM	BERNE
WGCL	1370 AM	BLOOMINGTON
WRZQ	107.3 FM	COLUMBUS
WIMC	103.9 FM	CRAWFORDSVILLE
WDAN	1490 AM	DANVILLE, IL
WZUS	100.9 FM	DECATUR, IL
WCRA	1090 AM, 100.5/99.5 FM	EFFINGHAM, IL
WJLT	105.3 FM	EVANSVILLE
WOWO	1190 FM	FT. WAYNE
WOWO	107.5 FM	FT. WAYNE
WSSM	97.7 FM	GOSHEN
WREB	94.3 FM	GREENCASTLE
WFNI	1070 AM	INDIANAPOLIS
WFNI	93.5 FM	INDIANAPOLIS
WLHK	97.1 FM	INDIANAPOLIS
WXVW	1450 AM	JEFFERSONVILLE
WASK	98.7 FM	LAFAYETTE
WRZR	94.5 FM	LOOGOOTEE
WHBE	680 AM	LOUISVILLE, KY
WHBE	105.7 FM	LOUISVILLE, KY
WORX	96.7 FM	MADISON
WMRI	860 AM	MARION
WEFM	95.9 FM	MICHIGAN CITY
WYFX	106.7 FM	MT VERNON
WXFN	102.9 FM/ 1340 AM	MUNCIE
WSMM	102.3 FM	NEW CARLISLE/ SOUTH BEND
WLTI	1550 AM	NEW CASTLE
WMDH	102.5 FM	NEW CASTLE
WJCP	1460 AM	NORTH VERNON
WMYK	98.5 FM	PERU/KOKOMO
WPGW	1440 AM	PORTLAND
WQLK	96.1 FM	RICHMOND
WROI	92.1 FM	ROCHESTER
WSLM	97.9 FM	SALEM
WAXL	103.3 FM	SANTA CLAUSE
WCJZ FM	105.7 FM	TELL CITY, OWENSBORO, KY
WWVR	105.5 FM	TERRE HAUTE
WZDM	92.1 FM	VINCENNES
WJOT	105.9 FM	WABASH
WAOR	102.7 FM	WARSAW
WWBL	106.5 FM	WASHINGTON

2016 NFL PRESEASON SCHEDULE

(ALL TIMES EASTERN)

HALL OF FAME WEEKEND

SUNDAY, AUGUST 9	TIME
GREEN BAY VS. INDIANAPOLIS	**8:00 PM**

FIRST WEEK

THURSDAY, AUGUST 11	TIME
ATLANTA AT WASHINGTON	7:00 PM
TAMPA BAY AT PHILADELPHIA	7:00 PM
NEW ORLEANS AT NEW ENGLAND	7:30 PM
CAROLINA AT BALTIMORE	7:30 PM
JACKSONVILLE AT N.Y. JETS	7:30 PM
DENVER AT CHICAGO	8:00 PM

FRIDAY, AUGUST 12	TIME
MIAMI AT N.Y. GIANTS	7:00 PM
DETROIT AT PITTSBURGH	7:00 PM
MINNESOTA AT CINCINNATI	7:30 PM
CLEVELAND AT GREEN BAY	8:00 PM
OAKLAND AT ARIZONA	10:00 PM

SATURDAY, AUGUST 13	TIME
SEATTLE AT KANSAS CITY	4:30 PM
INDIANAPOLIS AT BUFFALO	**7:00 PM**
DALLAS AT LOS ANGELES	8:00 PM
SAN DIEGO AT TENNESSEE	8:00 PM

SUNDAY, AUGUST 14	TIME
HOUSTON AT SAN FRANCISCO	7:00 PM

SECOND WEEK

THURSDAY, AUGUST 18	TIME
PHILADELPHIA AT PITTSBURGH	7:00 PM
CINCINNATI AT DETROIT	7:30 PM
CHICAGO AT NEW ENGLAND	8:00 PM
ATLANTA AT CLEVELAND	8:00 PM
OAKLAND AT GREEN BAY	8:00 PM
MINNESOTA AT SEATTLE	10:00 PM

FRIDAY, AUGUST 19	TIME
N.Y. JETS AT WASHINGTON	7:30 PM
MIAMI AT DALLAS	8:00 PM
ARIZONA AT SAN DIEGO	9:00 PM

SATURDAY, AUGUST 20	TIME
CAROLINA AT TENNESSEE	3:00 PM
N.Y. GIANTS AT BUFFALO	4:00 PM
BALTIMORE AT INDIANAPOLIS	**7:00 PM**
TAMPA BAY AT JACKSONVILLE	7:30 PM
NEW ORLEANS AT HOUSTON	8:00 PM
SAN FRANCISCO AT DENVER	9:00 PM
KANSAS CITY AT LOS ANGELES	10:00 PM

THIRD WEEK

THURSDAY, AUGUST 25	TIME
ATLANTA AT MIAMI	8:00 PM
DALLAS AT SEATTLE	10:00 PM

FRIDAY, AUGUST 26	TIME
NEW ENGLAND AT CAROLINA	7:30 PM
BUFFALO AT WASHINGTON	7:30 PM
CLEVELAND AT TAMPA BAY	8:00 PM
PITTSBURGH AT NEW ORLEANS	8:00 PM
GREEN BAY AT SAN FRANCISCO	10:00 PM

SATURDAY, AUGUST 27	TIME
KANSAS CITY AT CHICAGO	1:00 PM
DETROIT AT BALTIMORE	7:00 PM
PHILADELPHIA AT INDIANAPOLIS	**7:00 PM**
N.Y. GIANTS AT N.Y. JETS	7:30 PM
TENNESSEE AT OAKLAND	8:00 PM
LOS ANGELES AT DENVER	9:00 PM

SUNDAY, AUGUST 28	TIME
SAN DIEGO AT MINNESOTA	1:00 PM
ARIZONA AT HOUSTON	4:00 PM
CINCINNATI AT JACKSONVILLE	8:00 PM

FOURTH WEEK

THURSDAY, SEPTEMBER 1	TIME
JACKSONVILLE AT ATLANTA	7:00 PM
TENNESSEE AT MIAMI	7:00 PM
NEW ENGLAND AT N.Y. GIANTS	7:00 PM
N.Y. JETS AT PHILADELPHIA	7:00 PM
BUFFALO AT DETROIT	7:30 PM
PITTSBURGH AT CAROLINA	7:30 PM
WASHINGTON AT TAMPA BAY	7:30 PM
INDIANAPOLIS AT CINCINNATI	**7:30 PM**
BALTIMORE AT NEW ORLEANS	8:00 PM
CHICAGO AT CLEVELAND	8:00 PM
GREEN BAY AT KANSAS CITY	8:00 PM
LOS ANGELES AT MINNESOTA	8:00 PM
HOUSTON AT DALLAS	8:00 PM
DENVER AT ARIZONA	9:30 PM
SEATTLE AT OAKLAND	10:00 PM
SAN FRANCISCO AT SAN DIEGO	10:00 PM

2016 NFL SCHEDULE

(ALL TIMES EASTERN)

WEEK 1

THURSDAY, SEPTEMBER 8	TIME
CAROLINA AT DENVER	8:30 PM

SUNDAY, SEPTEMBER 11	TIME
TAMPA BAY AT ATLANTA	1:00 PM
MINNESOTA AT TENNESSEE	1:00 PM
CLEVELAND AT PHILADELPHIA	1:00 PM
CINCINNATI AT N.Y. JETS	1:00 PM
OAKLAND AT NEW ORLEANS	1:00 PM
SAN DIEGO AT KANSAS CITY	1:00 PM
BUFFALO AT BALTIMORE	1:00 PM
CHICAGO AT HOUSTON	1:00 PM
GREEN BAY AT JACKSONVILLE	1:00 PM
MIAMI AT SEATTLE	4:05 PM
N.Y. GIANTS AT DALLAS	4:25 PM
DETROIT AT INDIANAPOLIS	**4:25 PM**
NEW ENGLAND AT ARIZONA	8:30 PM

MONDAY, SEPTEMBER 12	TIME
PITTSBURGH AT WASHINGTON	7:10 PM
LOS ANGELES AT SAN FRANCISCO	10:20 PM

WEEK 2

THURSDAY, SEPTEMBER 15	TIME
N.Y. JETS AT BUFFALO	8:25 PM

SUNDAY, SEPTEMBER 18	TIME
CINCINNATI AT PITTSBURGH	1:00 PM
TENNESSEE AT DETROIT	1:00 PM
BALTIMORE AT CLEVELAND	1:00 PM
DALLAS AT WASHINGTON	1:00 PM
NEW ORLEANS AT N.Y. GIANTS	1:00 PM
SAN FRANCISCO AT CAROLINA	1:00 PM
MIAMI AT NEW ENGLAND	1:00 PM
KANSAS CITY AT HOUSTON	1:00 PM
SEATTLE AT LOS ANGELES	4:05 PM
TAMPA BAY AT ARIZONA	4:05 PM
JACKSONVILLE AT SAN DIEGO	4:25 PM
ATLANTA AT OAKLAND	4:25 PM
INDIANAPOLIS AT DENVER	**4:25 PM**
GREEN BAY AT MINNESOTA	8:30 PM

MONDAY, SEPTEMBER 19	TIME
PHILADELPHIA AT CHICAGO	8:30 PM

WEEK 3

THURSDAY, SEPTEMBER 22	TIME
HOUSTON AT NEW ENGLAND	8:25 PM

WEEK 3 (cont...)

SUNDAY, SEPTEMBER 25	TIME
ARIZONA AT BUFFALO	1:00 PM
OAKLAND AT TENNESSEE	1:00 PM
CLEVELAND AT MIAMI	1:00 PM
BALTIMORE AT JACKSONVILLE	1:00 PM
DETROIT AT GREEN BAY	1:00 PM
DENVER AT CINCINNATI	1:00 PM
MINNESOTA AT CAROLINA	1:00 PM
WASHINGTON AT N.Y. GIANTS	1:00 PM
LOS ANGELES AT TAMPA BAY	4:05 PM
SAN FRANCISCO AT SEATTLE	4:05 PM
N.Y. JETS AT KANSAS CITY	4:25 PM
SAN DIEGO AT INDIANAPOLIS	**4:25 PM**
PITTSBURGH AT PHILADELPHIA	4:25 PM
CHICAGO AT DALLAS	8:30 PM

MONDAY, SEPTEMBER 26	TIME
ATLANTA AT NEW ORLEANS	8:30 PM

WEEK 4

(BYES: GREEN BAY, PHILADELPHIA)

THURSDAY, SEPTEMBER 29	TIME
MIAMI AT CINCINNATI	8:25 PM

SUNDAY, OCTOBER 2	TIME
INDIANAPOLIS AT JACKSONVILLE (UK)	**9:30 AM**
TENNESSEE AT HOUSTON	1:00 PM
CLEVELAND AT WASHINGTON	1:00 PM
SEATTLE AT N.Y. JETS	1:00 PM
BUFFALO AT NEW ENGLAND	1:00 PM
CAROLINA AT ATLANTA	1:00 PM
OAKLAND AT BALTIMORE	1:00 PM
DETROIT AT CHICAGO	1:00 PM
DENVER AT TAMPA BAY	4:05 PM
LOS ANGELES AT ARIZONA	4:25 PM
NEW ORLEANS AT SAN DIEGO	4:25 PM
DALLAS AT SAN FRANCISCO	4:25 PM
KANSAS CITY AT PITTSBURGH	8:30 PM

MONDAY, OCTOBER 3	TIME
N.Y. GIANTS AT MINNESOTA	8:30 PM

WEEK 5

(BYES: JACKSONVILLE, KANSAS CITY, NEW ORLEANS, SEATTLE)

THURSDAY, OCTOBER 6	TIME
ARIZONA AT SAN FRANCISCO	8:25 PM

SUNDAY, OCTOBER 9	TIME
NEW ENGLAND AT CLEVELAND	1:00 PM
PHILADELPHIA AT DETROIT	1:00 PM

WEEK 5 (cont...)

SUNDAY, OCTOBER 9	TIME
CHICAGO AT INDIANAPOLIS	**1:00 PM**
TENNESSEE AT MIAMI	1:00 PM
WASHINGTON AT BALTIMORE	1:00 PM
HOUSTON AT MINNESOTA	1:00 PM
N.Y. JETS AT PITTSBURGH	1:00 PM
ATLANTA AT DENVER	4:05 PM
CINCINNATI AT DALLAS	4:25 PM
BUFFALO AT LOS ANGELES	4:25 PM
SAN DIEGO AT OAKLAND	4:25 PM
N.Y. GIANTS AT GREEN BAY	8:30 PM

MONDAY, OCTOBER 10	TIME
TAMPA BAY AT CAROLINA	8:30 PM

WEEK 6

(BYES: MINNESOTA, TAMPA BAY)

THURSDAY, OCTOBER 13	TIME
DENVER AT SAN DIEGO	8:25 PM

SUNDAY, OCTOBER 16	TIME
SAN FRANCISCO AT BUFFALO	1:00 PM
PHILADELPHIA AT WASHINGTON	1:00 PM
CLEVELAND AT TENNESSEE	1:00 PM
BALTIMORE AT N.Y. GIANTS	1:00 PM
CAROLINA AT NEW ORLEANS	1:00 PM
JACKSONVILLE AT CHICAGO	1:00 PM
LOS ANGELES AT DETROIT	1:00 PM
PITTSBURGH AT MIAMI	1:00 PM
CINCINNATI AT NEW ENGLAND	1:00 PM
KANSAS CITY AT OAKLAND	4:05 PM
ATLANTA AT SEATTLE	4:25 PM
DALLAS AT GREEN BAY	4:25 PM
INDIANAPOLIS AT HOUSTON	**8:30 PM**

MONDAY, OCTOBER 17	TIME
N.Y. JETS AT ARIZONA	8:30 PM

WEEK 7

(BYES: CAROLINA, DALLAS)

THURSDAY, OCTOBER 20	TIME
CHICAGO AT GREEN BAY	8:25 PM

SUNDAY, OCTOBER 23	TIME
N.Y. GIANTS AT LOS ANGELES (UK)	9:30 AM
NEW ORLEANS AT KANSAS CITY	1:00 PM
INDIANAPOLIS AT TENNESSEE	**1:00 PM**
MINNESOTA AT PHILADELPHIA	1:00 PM
CLEVELAND AT CINCINNATI	1:00 PM
WASHINGTON AT DETROIT	1:00 PM
OAKLAND AT JACKSONVILLE	1:00 PM
BUFFALO AT MIAMI	1:00 PM
BALTIMORE AT N.Y. JETS	1:00 PM
TAMPA BAY AT SAN FRANCISCO	4:05 PM

WEEK 7 (cont...)

SUNDAY, OCTOBER 23	TIME
NEW ENGLAND AT PITTSBURGH	4:25 PM
SEATTLE AT ARIZONA	8:30 PM

MONDAY, OCTOBER 24	TIME
HOUSTON AT DENVER	8:30 PM

WEEK 8

(BYES: BALTIMORE, LOS ANGELES, MIAMI, N.Y. GIANTS, PITTSBURGH, SAN FRANCISCO,)

THURSDAY, OCTOBER 27	TIME
JACKSONVILLE AT TENNESSEE	8:25 PM

SUNDAY, OCTOBER 30	TIME
WASHINGTON AT CINCINNATI (UK)	9:30 AM
KANSAS CITY AT INDIANAPOLIS	**1:00 PM**
OAKLAND AT TAMPA BAY	1:00 PM
SEATTLE AT NEW ORLEANS	1:00 PM
DETROIT AT HOUSTON	1:00 PM
N.Y. JETS AT CLEVELAND	1:00 PM
GREEN BAY AT ATLANTA	1:00 PM
NEW ENGLAND AT BUFFALO	1:00 PM
SAN DIEGO AT DENVER	4:05 PM
ARIZONA AT CAROLINA	4:25 PM
PHILADELPHIA AT DALLAS	8:30 PM

MONDAY, OCTOBER 31	TIME
MINNESOTA AT CHICAGO	8:30 PM

WEEK 9

(BYES: ARIZONA, CHICAGO, CINCINNATI, HOUSTON NEW ENGLAND, WASHINGTON)

THURSDAY, NOVEMBER 3	TIME
ATLANTA AT TAMPA BAY	8:25 PM

SUNDAY, NOVEMBER 6	TIME
PITTSBURGH AT BALTIMORE	1:00 PM
DALLAS AT CLEVELAND	1:00 PM
JACKSONVILLE AT KANSAS CITY	1:00 PM
N.Y. JETS AT MIAMI	1:00 PM
PHILADELPHIA AT N.Y. GIANTS	1:00 PM
DETROIT AT MINNESOTA	1:00 PM
CAROLINA AT LOS ANGELES	4:05 PM
NEW ORLEANS AT SAN FRANCISCO	4:05 PM
TENNESSEE AT SAN DIEGO	4:25 PM
INDIANAPOLIS AT GREEN BAY	**4:25 PM**
DENVER AT OAKLAND	8:30 PM

MONDAY, NOVEMBER 7	TIME
BUFFALO AT SEATTLE	8:30 PM

WEEK 10

(BYES: BUFFALO, DETROIT, **INDIANAPOLIS**, OAKLAND)

THURSDAY, NOVEMBER 10	TIME
CLEVELAND AT BALTIMORE	8:25 PM

WEEK 10 (cont...)

SUNDAY, NOVEMBER 13	TIME
GREEN BAY AT TENNESSEE	1:00 PM
MINNESOTA AT WASHINGTON	1:00 PM
CHICAGO AT TAMPA BAY	1:00 PM
KANSAS CITY AT CAROLINA	1:00 PM
ATLANTA AT PHILADELPHIA	1:00 PM
LOS ANGELES AT N.Y. JETS	1:00 PM
DENVER AT NEW ORLEANS	1:00 PM
HOUSTON AT JACKSONVILLE	1:00 PM
MIAMI AT SAN DIEGO	4:05 PM
DALLAS AT PITTSBURGH	4:25 PM
SAN FRANCISCO AT ARIZONA	4:25 PM
SEATTLE AT NEW ENGLAND	8:30 PM

MONDAY, NOVEMBER 14	TIME
CINCINNATI AT N.Y. GIANTS	8:30 PM

WEEK 11

(BYES: ATLANTA, DENVER, N.Y. JETS, SAN DIEGO)

THURSDAY, NOVEMBER 17	TIME
NEW ORLEANS AT CAROLINA	8:25 PM

SUNDAY, NOVEMBER 20	TIME
PITTSBURGH AT CLEVELAND	1:00 PM
BALTIMORE AT DALLAS	1:00 PM
JACKSONVILLE AT DETROIT	1:00 PM
TENNESSEE AT INDIANAPOLIS	**1:00 PM**
BUFFALO AT CINCINNATI	1:00 PM
TAMPA BAY AT KANSAS CITY	1:00 PM
CHICAGO AT N.Y. GIANTS	1:00 PM
ARIZONA AT MINNESOTA	1:00 PM
MIAMI AT LOS ANGELES	4:05 PM
NEW ENGLAND AT SAN FRANCISCO	4:25 PM
PHILADELPHIA AT SEATTLE	4:25 PM
GREEN BAY AT WASHINGTON	8:30 PM

MONDAY, NOVEMBER 21	TIME
HOUSTON AT OAKLAND (MEXICO CITY)	8:30 PM

WEEK 12

THURSDAY, NOVEMBER 24	TIME
MINNESOTA AT DETROIT	12:30 PM
WASHINGTON AT DALLAS	4:30 PM
PITTSBURGH AT INDIANAPOLIS	**8:30 PM**

SUNDAY, NOVEMBER 27	TIME
TENNESSEE AT CHICAGO	1:00 PM
JACKSONVILLE AT BUFFALO	1:00 PM
CINCINNATI AT BALTIMORE	1:00 PM
ARIZONA AT ATLANTA	1:00 PM
N.Y. GIANTS AT CLEVELAND	1:00 PM
LOS ANGELES AT NEW ORLEANS	1:00 PM
SAN FRANCISCO AT MIAMI	1:00 PM
SAN DIEGO AT HOUSTON	1:00 PM
SEATTLE AT TAMPA BAY	4:05 PM

WEEK 12 (cont...)

SUNDAY, NOVEMBER 27	TIME
CAROLINA AT OAKLAND	4:25 PM
KANSAS CITY AT DENVER	4:25 PM
NEW ENGLAND AT N.Y. JETS	8:30 PM

MONDAY, NOVEMBER 28	TIME
GREEN BAY AT PHILADELPHIA	8:30 PM

WEEK 13

(BYES: CLEVELAND, TENNESSEE)

THURSDAY, DECEMBER 1	TIME
DALLAS AT MINNESOTA	8:25 PM

SUNDAY, DECEMBER 4	TIME
KANSAS CITY AT ATLANTA	1:00 PM
DETROIT AT NEW ORLEANS	1:00 PM
LOS ANGELES AT NEW ENGLAND	1:00 PM
DENVER AT JACKSONVILLE	1:00 PM
HOUSTON AT GREEN BAY	1:00 PM
PHILADELPHIA AT CINCINNATI	1:00 PM
MIAMI AT BALTIMORE	1:00 PM
SAN FRANCISCO AT CHICAGO	1:00 PM
BUFFALO AT OAKLAND	4:05 PM
N.Y. GIANTS AT PITTSBURGH	4:25 PM
WASHINGTON AT ARIZONA	4:25 PM
TAMPA BAY AT SAN DIEGO	4:25 PM
CAROLINA AT SEATTLE	8:30 PM

MONDAY, DECEMBER 5	TIME
INDIANAPOLIS AT N.Y. JETS	**8:30 PM**

WEEK 14

THURSDAY, DECEMBER 8	TIME
OAKLAND AT KANSAS CITY	8:25 PM

SUNDAY, DECEMBER 11	TIME
PITTSBURGH AT BUFFALO	1:00 PM
DENVER AT TENNESSEE	1:00 PM
NEW ORLEANS AT TAMPA BAY	1:00 PM
WASHINGTON AT PHILADELPHIA	1:00 PM
ARIZONA AT MIAMI	1:00 PM
SAN DIEGO AT CAROLINA	1:00 PM
CINCINNATI AT CLEVELAND	1:00 PM
CHICAGO AT DETROIT	1:00 PM
HOUSTON AT INDIANAPOLIS	**1:00 PM**
MINNESOTA AT JACKSONVILLE	1:00 PM
N.Y. JETS AT SAN FRANCISCO	4:05 PM
ATLANTA AT LOS ANGELES	4:25 PM
SEATTLE AT GREEN BAY	4:25 PM
DALLAS AT N.Y. GIANTS	8:30 PM

MONDAY, DECEMBER 12	TIME
BALTIMORE AT NEW ENGLAND	8:30 PM

WEEK 15

THURSDAY, DECEMBER 15	TIME
LOS ANGELES AT SEATTLE	8:25 PM

SATURDAY, DECEMBER 17	TIME
MIAMI AT N.Y. JETS	8:25 PM

SUNDAY, DECEMBER 18	TIME
GREEN BAY AT CHICAGO	1:00 PM
TAMPA BAY AT DALLAS	1:00 PM
JACKSONVILLE AT HOUSTON	1:00 PM
CLEVELAND AT BUFFALO	1:00 PM
PHILADELPHIA AT BALTIMORE	1:00 PM
TENNESSEE AT KANSAS CITY	1:00 PM
DETROIT AT N.Y. GIANTS	1:00 PM
INDIANAPOLIS AT MINNESOTA	**1:00 PM**
NEW ORLEANS AT ARIZONA	4:05 PM
SAN FRANCISCO AT ATLANTA	4:05 PM
NEW ENGLAND AT DENVER	4:25 PM
OAKLAND AT SAN DIEGO	4:25 PM
PITTSBURGH AT CINCINNATI	8:30 PM

MONDAY, DECEMBER 19	TIME
CAROLINA AT WASHINGTON	8:30 PM

WEEK 16

THURSDAY, DECEMBER 22	TIME
N.Y. GIANTS AT PHILADELPHIA	8:25 PM

SATURDAY, DECEMBER 24	TIME
MIAMI AT BUFFALO	1:00 PM
TAMPA BAY AT NEW ORLEANS	1:00 PM
N.Y. JETS AT NEW ENGLAND	1:00 PM
TENNESSEE AT JACKSONVILLE	1:00 PM
MINNESOTA AT GREEN BAY	1:00 PM
SAN DIEGO AT CLEVELAND	1:00 PM
WASHINGTON AT CHICAGO	1:00 PM
ATLANTA AT CAROLINA	1:00 PM
INDIANAPOLIS AT OAKLAND	**4:05 PM**
ARIZONA AT SEATTLE	4:25 PM
SAN FRANCISCO AT LOS ANGELES	4:25 PM
CINCINNATI AT HOUSTON	8:25 PM

SUNDAY, DECEMBER 25	TIME
BALTIMORE AT PITTSBURGH	4:30 PM
DENVER AT KANSAS CITY	8:30 PM

MONDAY, DECEMBER 26	TIME
DETROIT AT DALLAS	8:30 PM

WEEK 17

SUNDAY, JANUARY 1	TIME
NEW ORLEANS AT ATLANTA	1:00 PM
BALTIMORE AT CINCINNATI	1:00 PM
N.Y. GIANTS AT WASHINGTON	1:00 PM
HOUSTON AT TENNESSEE	1:00 PM
CAROLINA AT TAMPA BAY	1:00 PM
GREEN BAY AT DETROIT	1:00 PM
JACKSONVILLE AT INDIANAPOLIS	**1:00 PM**
NEW ENGLAND AT MIAMI	1:00 PM
CHICAGO AT MINNESOTA	1:00 PM
BUFFALO AT N.Y. JETS	1:00 PM
DALLAS AT PHILADELPHIA	1:00 PM
CLEVELAND AT PITTSBURGH	1:00 PM
ARIZONA AT LOS ANGELES	4:25 PM
OAKLAND AT DENVER	4:25 PM
KANSAS CITY AT SAN DIEGO	4:25 PM
SEATTLE AT SAN FRANCISCO	4:25 PM

* - SUNDAY NIGHT GAMES IN WEEKS 5-16 SUBJECT TO CHANGE; WEEK 17 GAME TBD

POSTSEASON

SATURDAY, JANUARY 7 AND SUNDAY, JANUARY 8
AFC AND NFC WILD CARD PLAYOFFS

SATURDAY, JANUARY 14 AND SUNDAY, JANUARY 15
AFC AND NFC DIVISIONAL PLAYOFFS

SUNDAY, JANUARY 22
AFC AND NFC CHAMPIONSHIP GAMES

SUNDAY, JANUARY 29
PRO BOWL

SUNDAY, FEBRUARY 5
SUPER BOWL LI

Made for the Long Run.

Lucas Heavy Duty Oil Stabilizer blends with engine oil, creating a unique coating that eliminates dry starts, seals worn cylinders, stops oil burning and allows your car to run quieter and cooler. In additiion, it extends the life of your oil AND the life of your engine!

LucasOil.com • 800.342.2512

#LuckyAtLucas • Share your photos and ENTER TO WIN!

If you share photos of friends please ask for permission. For Full Terms and Conditions visit:
http://www.colts.com/fanzone/contests-and-promotions/rules/lucky-at-lucas-rules.html

BEST SERVED COLT.

BUD LIGHT
OFFICIAL BEER SPONSOR

Enjoy Responsibly

© 2016 A-B, Bud Light® Beer, St. Louis, MO