



# 2016 MEDIA GUIDE



# SAINTS

## 2016 SEASON SCHEDULE

### PRESEASON

Thursday	August 11	at New England	6:30 pm
Saturday	August 20	at Houston	7:00 pm
Friday	August 26	Pittsburgh	7:00 pm
Thursday	September 1	Baltimore	7:00 pm

### REGULAR SEASON

<b>Sunday</b>	<b>September 11</b>	<b>Oakland</b>	<b>12:00 pm</b>
Sunday	September 18	at New York (NFC)	12:00 pm
<b>Monday</b>	<b>September 26</b>	<b>Atlanta</b>	<b>7:30 pm</b>
Sunday	October 2	at San Diego	3:25 pm
		<i>Bye Week</i>	
<b>Sunday</b>	<b>October 16</b>	<b>Carolina</b>	<b>12:00 pm</b>
Sunday	October 23	at Kansas City	12:00 pm
<b>Sunday</b>	<b>October 30</b>	<b>Seattle</b>	<b>12:00 pm</b>
Sunday	November 6	at San Francisco	3:05 pm
<b>Sunday</b>	<b>November 13</b>	<b>Denver</b>	<b>12:00 pm</b>
Thursday	November 17	at Carolina	7:25 pm
<b>Sunday</b>	<b>November 27</b>	<b>Los Angeles</b>	<b>12:00 pm</b>
<b>Sunday</b>	<b>December 4</b>	<b>Detroit</b>	<b>12:00 pm</b>
Sunday	December 11	at Tampa Bay	12:00 pm
Sunday	December 18	at Arizona	3:05 pm
<b>Saturday</b>	<b>December 24</b>	<b>Tampa Bay</b>	<b>12:00 pm</b>
Sunday	January 1	at Atlanta	12:00 pm

HOME GAMES IN BOLD · ALL TIMES CENTRAL · [WWW.NEWOLEANSSAINTS.COM](http://WWW.NEWOLEANSSAINTS.COM) · #SAINTS50

THANK YOU TO OUR  
**2016 PATRON SAINTS PARTNERS**



# Completing the circuit.

At Entergy, the circuit means more than electricity. It means connection and potential. Families. Neighborhoods. Businesses. We're all part of a circuit. So we invest in industry. Inspire education. Nurture community. We empower each other. And together, we power life.

[entergy.com](http://entergy.com)



A message from Entergy Corporation ©2016 Entergy Services, Inc. All Rights Reserved.

# TABLE OF CONTENTS

Staff Directory .....	3-4	<b>ADMINISTRATION ...</b>	<b>329-340</b>
In Memoriam .....	5	Staff .....	330-340
Community Affairs .....	6-7	<b>RECORDS .....</b>	<b>341-382</b>
Youth Programs .....	8-9	Career Leaders .....	342-344
<b>OWNERSHIP .....</b>	<b>10-24</b>	Yearly Leaders .....	345-353
<b>FOOTBALL .....</b>	<b>25-328</b>	Individual Records .....	354-362
Exec. VP/GM Mickey Loomis .....	26-27	Team Records .....	363-368
Head Coach Sean Payton .....	28-35	Two-Team Records .....	369
Assistant Coaches .....	36-67	Consecutive Records .....	370
Players .....	68-224	Big Games .....	371-374
2016 Draft Picks .....	225-233	Last Time .....	375-376
Undrafted/First-Year .....	234-243	Individual Playoff Records .....	377-378
Alphabetical Roster .....	244-245	Team Playoff Records .....	379
Numerical Roster .....	246-247	<b>HISTORY .....</b>	<b>380-515</b>
How The Saints Were Built .....	248	Saints Timeline .....	381-392
2015 NFL Season In Review .....	250	Season Results .....	393-408
2015 Final Statistics .....	251-252	Series Records .....	409-414
2015 Honors .....	253	Attendance Figures .....	415
2015 Game-By-Game Saints .....	254	Preseason Results .....	416-419
2015 Game-By-Game Opponents .....	255	Preseason Records .....	420
2015 Participation Report .....	256-257	Year-By-Year Statistics .....	421-467
2015 Game-By-Game Starters .....	258	Playoff Game Summaries .....	468-475
2015 Team Superlatives .....	259	All-Time Roster .....	476-484
2015 Individual Superlatives .....	260	All-Time Numerical Roster .....	484-489
2015 Individual Statistics .....	261-272	Pro Football Hall of Fame .....	490-492
2015 Turnover Table .....	273	NFL Honors .....	493-499
2015-16 Transactions Log .....	274-275	NFL Draft History .....	500-508
2015 Game-By-Game Review .....	276-307	Saints In Prime Time .....	509
Football Operations Staff .....	308-328	Saints/La. Sports Hall of Fame .....	510
		Mercedes-Benz Superdome .....	511

## 2016 New Orleans Saints Media Guide


This media guide includes a compilation of information that has been gathered and preserved by members of each of the team's previous communications departments. Many thanks to everyone who has helped prepare and preserve this information.

The 2016 Saints media guide was written and edited by the Saints Communications Staff.

Executive Editor: Greg Bensel  
 Editor: Justin Macione  
 Editorial Assistance: Evan Meyers, Fitz Ollison, Justin Perez  
 Cover: Chad Vincent  
 Photography: Michael C. Hebert  
 Design and Layout: Emily Eaton - Highwire MC  
 Printing: Mele Printing

All information current as of June 23, 2016.

©Copyright, 2016. New Orleans Saints.



# STAFF DIRECTORY

## New Orleans Saints

5800 Airline Drive, Metairie, LA 70003

Telephone: (504) 733-0255 • Ticket Office: (504) 731-1700

Website: NewOrleansSaints.com

Home Stadium: Mercedes-Benz Superdome

Colors: Old Gold, Black, and White

Conference: National Football Conference (South Division)



### EXECUTIVE

<b>Tom Benson</b> .....	Owner
<b>Gayle Benson</b> .....	Executive Officer
<b>Melissa Manwaring</b> .....	Executive Asst. to the Owner
<b>Melissa Hoadley</b> .....	Executive Asst. to the Executive Officer
<b>Chris Peck</b> .....	Personal Security to Ownership

### FOOTBALL OPERATIONS

<b>Mickey Loomis</b> .....	Executive Vice President/General Manager
<b>Khai Harley</b> .....	Vice President of Football Administration
<b>James Nagaoka</b> .....	Director of Operations
<b>Debbie Gallagher</b> .....	Executive Asst. to EVP/General Manager

### Player Personnel

<b>Terry Fontenot</b> .....	Director of Pro Scouting
<b>Jeff Ireland</b> .....	Assistant General Manager/ College Scouting Director
<b>Ryan Powell</b> .....	Pro Scout
<b>Michael Parenton</b> .....	Pro Scout
<b>Mike Baugh</b> .....	National Scout
<b>Steve Malin</b> .....	National Scout
<b>Terry Wooden</b> .....	National Scout
<b>Cody Rager</b> .....	Area Scout
<b>Jon Sandusky</b> .....	Area Scout
<b>Casey Talley</b> .....	Area Scout
<b>Joey Vitt Jr.</b> .....	Area Scout
<b>C.J. Leak</b> .....	Combine Scout
<b>Paul Zimmer</b> .....	College Scouting Coordinator
<b>Justin Matthews</b> .....	Player Personnel/Analyst
<b>Bailee Brown</b> .....	Scouting Assistant
<b>Ben Martinez</b> .....	Scouting Assistant
<b>Greg Castillo</b> .....	Scouting Intern
<b>Ben Autin</b> .....	Football IT

### Coaching

<b>Sean Payton</b> .....	Head Coach
<b>Dennis Allen</b> .....	Defensive Coordinator
<b>Charles Byrd</b> .....	Assistant Strength & Conditioning
<b>Dan Campbell</b> .....	Assistant Head Coach/Tight Ends
<b>Pete Carmichael</b> .....	Offensive Coordinator
<b>Ronald Curry</b> .....	Offensive Assistant
<b>Dan Dalrymple</b> .....	Head Strength & Conditioning
<b>Peter Giunta</b> .....	Senior Defensive Assistant
<b>Aaron Glenn</b> .....	Secondary
<b>Bill Johnson</b> .....	Defensive Line
<b>Stan Kwan</b> .....	Assistant Special Teams
<b>Joe Lombardi</b> .....	Quarterbacks
<b>Greg McMahon</b> .....	Special Teams Coordinator
<b>Jason Mitchell</b> .....	Director of Coaching Administration
<b>John Morton</b> .....	Wide Receivers
<b>Brendan Nugent</b> .....	Offensive Assistant
<b>Dan Roushar</b> .....	Offensive Line
<b>Joel Thomas</b> .....	Running Backs

<b>Marcus Ungaro</b> .....	Defensive Assistant
<b>Joe Vitt</b> .....	Assistant Head Coach/Linebackers
<b>Rob Wenning</b> .....	Assistant Strength & Conditioning
<b>James Willis</b> .....	Defensive Assistant/Linebackers
<b>Brian Young</b> .....	Pass Rush Specialist
<b>Leigh Torrence</b> .....	Coaching Intern

### Equipment

<b>John Baumgartner</b> .....	Equipment Manager
<b>Corey Gaudet</b> .....	Assistant Equipment Manager
<b>Joel Gastright</b> .....	Equipment Assistant

### Communications

<b>Greg Bensel</b> .....	Senior Vice President of Communications
<b>Doug Tatum</b> .....	Executive Director of Digital Media
<b>Fitz Ollison</b> .....	Senior Director of Football Communications
<b>Justin Macione</b> .....	Football Communications Manager
<b>Doug Miller</b> .....	Communications/Broadcast Manager
<b>Beth Blackburn</b> .....	Digital Marketing Manager
<b>Layne Murdoch Jr.</b> .....	Digital Media Video/Photo Manager
<b>Alex Restrepo</b> .....	Social Media Manager
<b>Evan Meyers</b> .....	Communications/Alumni Coordinator
<b>Justin Perez</b> .....	Communications Intern
<b>John DeShazier</b> .....	Senior Writer/Digital Media Contributor
<b>Sean Kelley</b> .....	Digital Media Contributor
<b>Ashley Amoss</b> .....	Video Producer
<b>Annie Hills</b> .....	Digital Media Communications Coordinator
<b>Lauren Levenson</b> .....	Digital Media Coordinator
<b>Dan Simmons</b> .....	Alumni/Legends Development Coordinator
<b>Michael C. Hebert</b> .....	Director of Photography

### Player Development

<b>Fred McAfee</b> .....	Director of Player Development
<b>Danny Lawless</b> .....	Director of Security

### Athletic Training

<b>Scottie Patton</b> .....	Head Athletic Trainer
<b>Beau Lowery</b> .....	Director of Rehabilitation
<b>Kevin Mangum</b> .....	Assistant Athletic Trainer
<b>Ben Stollberg</b> .....	Assistant Athletic Trainer
<b>Jamie Meeks</b> .....	Director of Sports Nutrition

### Medical Staff

<b>Dr. John Amoss</b> .....	Team Physician
<b>Dr. Deryk Jones</b> .....	Team Orthopedist
<b>Dr. Misty Suri</b> .....	Team Orthopedist

### Video

<b>Dave Desposito</b> .....	Video Director
<b>Joe Alley</b> .....	Assistant Video Director
<b>Kevin Petry</b> .....	Video Assistant
<b>Tim Youngblood</b> .....	Video Assistant

# STAFF DIRECTORY

## ADMINISTRATION

**Dennis Lauscha** ..... President  
**Jeanne Brown** ..... Executive Assistant to the President

## Marketing & Business Development

**Ben Hales** ..... SVP of Marketing & Business Development  
**Jessica Richardson** ..... Executive Director of Marketing  
**Josh Richardson** ..... Executive Director of Live Programming & Broadcasting  
**Ian Tigchelaar** ..... Senior Director of Business/Marketing Operations  
**Stephen Pate** ..... Senior Director of Community & Governmental Affairs  
**Jared Sampson** ..... Director of Gameday Entertainment & Special Events  
**Jason Troscclair** ..... Director of Youth Programs  
**Elicia Broussard-Sheridan** ..... Director of Community Affairs  
**Frank DePizzo** ..... Director of Operations  
**Keith Claverie** ..... Manager of Creative Services  
**Chad Vincent** ..... Graphic Designer  
**Tyler Harbison** ..... Operations Manager  
**Paul Schuler** ..... Operations Coordinator  
**Jamie Moore** ..... Community Affairs Coordinator  
**Adriel Rocha** ..... Youth Programs Coordinator  
**Chris Payton** ..... Youth Programs Coordinator  
**Conor Sweeney** ..... Youth Programs Coordinator

## Sales

**Michael Stanfield** ..... Senior Vice President of Sales  
**Bryan Ross** ..... Executive Director of Ticket Sales & Service  
**Cindy Hart** ..... Executive Director of Suite Sales & Services  
**R.J. Mata** ..... Director of Corporate Partnerships  
**Keira Durette** ..... Director of Partnership Activation  
**Blake Simon** ..... Director of Ticket Service & Retention  
**Alex Hamilton** ..... Director of Ticket Operations  
**Rob Minter** ..... Director of Premium Seating  
**Ashley Thiedke** ..... Director of Premium Services  
**Derrick James** ..... Box Office Manager  
**Anthony Parilla** ..... Manager of New Business Development  
**Lynne Firmin** ..... Group Service Manager  
**Chris Guidry** ..... Group Sales Manager  
**Gena Boudreaux** ..... Season Ticket Account Manager  
**Emile Moussa** ..... Season Ticket Account Manager  
**Courtney Gros** ..... Senior Service & Retention Acct. Exec.  
**Tim Gryzch** ..... Senior Service & Retention Acct. Exec.  
**Stephanie Harpster** ..... Senior Service & Retention Acct. Exec.  
**Corey Neuberger** ..... Senior Service & Retention Acct. Exec.  
**Robert Scholl** ..... Service & Retention Acct. Exec.  
**Mario Scrafaloto** ..... Service & Retention Acct. Exec.  
**Amber Myczkowiak** ..... Service & Retention Acct. Exec.  
**Juan Aguilera** ..... Corporate Sales Account Executive  
**Chris Wilson** ..... Corporate Sales Account Executive  
**Jenna Romig** ..... Partnership Activation Manager  
**Katie Krajcer** ..... Partnership Activation Specialist  
**Megan Sullivan Milazzo** ..... Partnership Activation Specialist  
**Virginia Pace** ..... Premium Services Coordinator  
**Joe Chavis** ..... Ticket Operations Coordinator  
**Angel Mata** ..... Ticket Operations Coordinator

**Angela Leon** ..... Ticket Operations Coordinator  
**Mike Karczewski** ..... Ticket Operations Coordinator  
**Charlene Brown** ..... Receptionist  
**Amanda Gullette** ..... Receptionist  
**Kevin Ferguson** ..... Premium Seating Account Executive  
**Denton Hunter** ..... Senior Group Sales Account Executive  
**Brian Bean** ..... Premium Seating Account Executive  
**Jonathan Gibson** ..... Digital Media Account Executive  
**Jesse Nantz** ..... Group Sales Account Executive  
**Chase McVay** ..... Group Sales Account Executive  
**Matt Perrin** ..... Group Sales Account Executive  
**Zach Lichstein** ..... Season Ticket Account Executive  
**Will Smith** ..... Season Ticket Account Executive  
**Emile Maffei** ..... Season Ticket Account Executive  
**David Stern** ..... New Business Development Account Executive  
**Chris Harpster** ..... Group Sales Account Executive  
**Kirk Cohen** ..... New Business Development Account Executive  
**Blake Leonard** ..... New Business Development Account Executive  
**Zac Cooper** ..... New Business Development Account Executive  
**Drew Felsenthal** ..... New Business Development Account Executive  
**Kyle Foster** ..... New Business Development Account Executive

## Finance & Accounting

**Ed Lang** ..... Senior Vice President/CFO  
**Charleen Sharpe** ..... Comptroller  
**Patrice Gunter** ..... Corporate Controller  
**Mallory Vedros** ..... Senior Staff Accountant  
**Jay Romig** ..... Administrative Director  
**John Berfect** ..... Mail Clerk

## Legal

**Vicky Neumeyer** ..... Senior Vice President/General Counsel  
**Matthew Sharpe** ..... Workers' Compensation & Compliance Coordinator

## Business Analytics

**Jeff Gosey** ..... Senior Director of Business Analytics  
**Mike King** ..... Database & Analytics Manager  
**Dave Favaloro** ..... Business Analytics Coordinator

## Human Resources

**Pat McKinney** ..... Executive Director of Human Resources  
**Mary Vinet** ..... Human Resources Generalist  
**Alyssa Walter-Hadden** ..... Human Resources Coordinator

## Information Technology

**Jeff Huffman** ..... Director of Information Technologies  
**Jody Barbier** ..... Senior Network & Support Manager  
**Kevin Brewer** ..... Computer Systems Administrator  
**Chris Chapital** ..... Desktop Support Specialist  
**Brad Millet** ..... Desktop Support Specialist

## Facilities

**Terry Ashburn** ..... Facilities Director  
**Wade Vicknair** ..... Assistant Facilities Manager  
**Corey Rogers** ..... Grounds Superintendent  
**Gordon Duplessis** ..... Facilities Assistant  
**Cody Vicknair** ..... Facilities Assistant  
**Ryan Vicknair** ..... Facilities Assistant

## IN MEMORIAM


The New Orleans Saints would like to honor the memories of former Saints Hokie Gajan and Will Smith who passed away in April.



### HOKIE GAJAN

SEPTEMBER 6, 1959 – APRIL 11, 2016

Gajan had a continuous 36-year affiliation with the club. The Baker, La. native was selected by the Saints in the 10th round of the 1981 NFL Draft (249th overall) out of LSU. In 45 games at fullback, he carried 252 times for 1,358 yards (5.4 avg.) with 11 touchdowns and added 63 receptions for 515 yards with two touchdowns, also passing for a 34-yard TD in 1984. Following his retirement in 1987 due to knee injuries, Gajan transitioned into a 14-year career as a scout for the club. From 2000-16, he served as a color analyst for both Saints games and programming for WWL Radio. He is survived by his wife Judy and their four daughters, Jennifer, Kristin, Megan and Alexis.



### WILL SMITH

JULY 4, 1981 – APRIL 9, 2016

The 18th pick in the 2004 NFL Draft out of Ohio State, DE Will Smith played in 139 games with 120 career starts for New Orleans and posted career totals of 618 tackles (363 solo), 67.5 sacks, two interceptions, 24 passes defended, 19 forced fumbles and seven fumble recoveries. His takedown total ranks fourth in club record books. In 2006, when he posted 10.5 sacks and three forced fumbles, Smith was selected to the Pro Bowl. The longtime team captain, ranked second in the NFC with a career-high 13 takedowns in 2009 as New Orleans captured Super Bowl XLIV. Smith is survived by his wife Racquel and their three children William, Wynter and Lisa.

The club would also like to remember the following administrators, coaches and players, each of whom passed away in the last year: DE **Doug Atkins**, TE **Henry Childs**, G **Ross Gwinn**, PA Announcer **Jerry Romig**, QB **Ken Stabler**, Offensive Line Coach/Interim Head Coach **Dick Stanfel**, TE **Frank Wainwright** and WR **Tyrone Young**.

# SAINTS IN THE COMMUNITY


The New Orleans Saints Community Affairs Department is committed to supporting the charitable efforts of the club's ownership, players, coaches and staff throughout the Gulf South region. This dedication to charitable causes and those in need has been a defining trait of Tom Benson's 31-year tenure as Owner of the franchise. Community service and participation in making positive, lasting impacts on the community are core beliefs and a basic expectation of every member of the New Orleans Saints organization.



## RESPONDING TO THE COMMUNITY IN TIMES OF CRISES

The relationship between the New Orleans Saints and its fans is unique in the world of sports. The team has been the recipient of unqualified support from the community since its inception and welcomes the opportunity to give back—particularly in times of crisis. Following the devastation of Hurricanes Katrina and Rita, the Saints raised over \$1 million dollars through the Saints Hurricane Katrina Relief Fund. In addition, following the Gulf Coast Oil Spill, the team raffled a Super Bowl XLIV ring, raising over \$1.5 million to aid charities and organizations assisting victims of the spill. The money raised was distributed to organizations making the greatest impact including the Audubon Institute, Second Harvest Food Bank, United Way, Catholic Charities, Teach for America, and the Greater New Orleans Sports Foundation.

The New Orleans Saints will continue to prioritize efforts to build awareness and support for issues challenging the Gulf South by working with organizations including America's Wetland Foundation. The team is committed to working with these and other organizations to safeguard and promote the critical role our wetlands, energy production and seafood industry play in our nation's future economic vitality.





# SAINTS IN THE COMMUNITY

## SPECIAL ATTENTION TO YOUTH & EDUCATION

The Saints organization believes in the future of New Orleans and the Gulf South and understands that our community's children are our greatest resource and hope for a stronger region. The Community Affairs and Youth Programs departments conduct and assist over 350 events and initiatives every year focusing on the development and education of our children. Throughout the year, Saints players and staff visit schools to stress to students the importance of education, physical fitness, nutrition, leadership development, character building and time management. The club's ownership, executives and staff serve on numerous community organization boards and partners with programs including Boys & Girls Clubs, Special Olympics, Boy and Girl Scouts, the United Way, Early Childhood and Family Learning Foundation, LHSAA Game of the Week, NFL YET Center, Make-A-Wish, South Louisiana Lemonade Day and Up 2 Us.



# SAINTS YOUTH PROGRAMS



The New Orleans Saints Youth Programs Department maintains an active presence in the community throughout the year, bringing NFL excitement to children who may not have the opportunity to experience the thrill of a Saints football game in person.

The Saints reach thousands of children through programs such as the Gatorade Junior Training Camp program, the Saints Experience, and the United Way Community Patrol camp. The club is also highly involved with the NFL's Player Development programs and supports all of the league's youth initiatives such as PLAY 60, NFL FLAG, Punt, Pass and Kick and USA Football's Coaching Certifications and Heads Up Football initiatives including player information sessions and Moms Safety clinics.

The club is the sponsor of the LHSAA Game of the Week on FOX Sports New Orleans to highlight high school football in the state of Louisiana. The Saints also honor area high school coaches through the Saints NFL High School Coach of the Week program which provides \$1,000 to each of the coaches' respective football programs. The team has also spearheaded efforts to build community football



# YOUTH PROGRAMS



HISTORY • RECORDS • ADMINISTRATION • FOOTBALL • OWNERSHIP



fields across the city including at Harrell Stadium, Green Charter School and two fields at City Park of New Orleans.


In addition to honoring high school coaches and constructing community fields, the Saints partner with the National Guard to conduct life skills presentations to high schools throughout the city where topics such as education, work ethic, leadership, values as well as the opportunities that are available after graduation are discussed.

The Saints Youth Task Force meets annually and addresses issues facing today's youth football programs. These efforts positively impact the growth and direction of football for youngsters in the community.

The Youth Programs Department is also influential in helping to raise thousands of dollars through the NFL Player Matching Grant Program. In conjunction with the NFL Foundation, monies are contributed to youth football organizations throughout the region.



**OWNERSHIP**



## TOM & GAYLE BENSON



Tom and Gayle Benson give the New Orleans Saints their unwavering commitment to operating a model franchise with championship aspirations on the field, while being a community leader in the Gulf South off the field, through extensive investment and involvement. The 2016 season will mark Tom Benson's 32nd year of ownership of the franchise, while Gayle Benson serves as the club's Executive Officer.

Under the supervision and guidance of Mr. and Mrs. Benson, the Saints have reached new heights since 2006. This period, featuring the Super Bowl XLIV title, two NFC Championship appearances, three division championships and five playoff berths, combined with a commitment to rebuild and enhance the Gulf South, has embodied the testament and realization of the principles that Mr. Benson first instilled in the Saints organization when he purchased the franchise in 1985.

When Mr. Benson, who owned numerous automotive and banking interests in both the New Orleans area and South Texas, initially became interested in purchasing the club in 1985, he was motivated by the threat of out-of-town investors planning to move the club from New Orleans. He was certainly a fan of the game and the Saints, but the sport had yet to become one of his passions. As one of the area's top businessmen, Mr. Benson recognized the importance of the team to the region and immediately spearheaded the effort to keep the Saints. But unlike others at the time, it wasn't just an emotional plea. He pooled all of his resources, purchased the club in 1985 and preserved the Saints for the team's legion of fans across the area. The once-rampant speculation that the club was moving immediately ceased.

Not surprisingly, success soon followed as the Saints entered the most compelling and memorable period in franchise history under Mr. Benson's leadership after having previously not enjoyed a winning record or a playoff berth. In 1986, in one of his first personnel moves as Owner, he hired Jim Finks as president/general manager and Jim Mora as head coach. In 1987, the Saints broke through with a 12-3 record and hosted their first playoff contest. In its first 17 seasons of existence, the Saints won a total of 73 games. Under Benson's guidance, the franchise exceeded that win total in only eight years by 1992. The Saints reached even greater heights in 2006, when ownership entrusted Executive Vice-President/General Manager Mickey Loomis to hire Sean Payton as head coach and sign free agent quarterback Drew Brees. Since those moves, the franchise has reached its highest point of success, posting a 100-70 overall record over the last 10 years, capped by the Super Bowl XLIV Championship.

The Bensons' commitment to winning and serving the community is an opportu-

# OWNERSHIP

nity to reward the team's fans, whose support has reached new heights with the Mercedes-Benz Superdome being sold-out on a season ticket basis for every campaign since 2006, with a waiting list of over 73,000 people. By the end of the 2015 regular season, the consecutive sellout streak had extended to 101 games.

In addition to the on-field success and the commitment to the community by the Saints, the efforts of ownership have also paid great economic dividends for the city of New Orleans and the surrounding areas. Since Mr. Benson first purchased the team in 1985, the city has hosted five Super Bowls, including Super Bowl XLVII. Mr. Benson has been the driving force behind each campaign to secure the contest. Each Super Bowl has been an economic windfall, the 2013 game in New Orleans totaling \$480 million, not to mention the exposure and charitable contributions the NFL makes during Super Bowl week that extends for generations. The Bensons are committed to continuing to bring future Super Bowls to New Orleans.

Highly regarded throughout the NFL, Super Bowl bids are only one of many ways which Mr. and Mrs. Benson influence the sport and the League. Mr. Benson has played a key role among NFL owners in many capacities, including serving three stints as Chairman of the Finance Committee, one of the League's most difficult, time-consuming and influential positions, with his most recent term ending in 2013. The assignment is evidence of the respect and esteem in which successive NFL commissioners and his fellow owners hold him.

Possessing the desire to give back to the great game of football, in 2014 Mr. and Mrs. Benson pledged two significant gifts totaling \$11 million to the Pro Football Hall of Fame. \$10 million was earmarked for the renovation of the Hall's onsite stadium, which hosts the annual enshrinement Ceremony, the NFL Hall of Fame Game, two high school football teams and two college football teams in Canton, Ohio. In his honor, the facility has been renamed "Tom Benson Hall of Fame Stadium." The additional one million dollars is the first donation towards the establishment of the Hall of Fame's Legends Landing program, a mixed-use residence that will include room for Hall of Famers and former NFL Players.

Dedication to the Gulf South are among Mr. and Mrs. Benson's most rewarding endeavors. Since 2005, the Saints have positioned themselves as a leader in the recovery of the region in the wake of Hurricane Katrina. Immediately after the storm, they established the Saints Hurricane Katrina Fund, which raised over one million dollars to benefit worthy causes that helped in the region's recovery. The club was among the first major businesses to return to New Orleans, and in 2006 had a thrilling season where they reached the NFC Championship Game for the first time, becoming an inspiration for a region on the mend. In 2010, the club established the Saints Gulf Coast Renewal Fund, which raised over \$1.5 million through the raffle of a Super Bowl ring and the 2012 raffle of Saints and Pelicans game day experiences. Over one million dollars has been distributed to charities, such as the local chapters of the Second Harvest Food Bank and Catholic Charities to help provide support of those affected by subsequent natural and manmade disasters, including the 2010 Gulf of Mexico oil spill and Hurricane Isaac. The efforts of the organization have continued to lift the community, with the team serving as an economic engine and a pacesetter in philanthropic contributions. In



## OWNERSHIP

2008, Mr. Benson was selected by the Volunteers of America as the winner of its annual Good Samaritan Award in Philanthropy in recognition of his work in the wake of Hurricane Katrina. In 2015, he was honored by *New Orleans City Business* as one of the region's 35 "Driving Forces" for his contributions to the community since Hurricane Katrina.

Under the guidance of Mr. and Mrs. Benson, the Saints are a focal point for healing and restoration—annually putting millions in charitable contributions, goods and services back into the entire Gulf South. Their commitment to the region is firm and lasting, with the focus on building a stronger and more unified city. It's a direction that continues to evolve and expand.

The Bensons have helped stimulate the development of the city's Central Business District, directly adjoining the Mercedes-Benz Superdome, starting with the 2009 purchase of the formerly vacant and blighted Dominion Tower and the unoccupied New Orleans Centre. The two important commercial spaces, which were vacant since Katrina struck the Gulf Coast in 2005, have returned that region of the CBD into a more vibrant and viable sector of New Orleans and revitalized an area that was largely ignored for four years following Hurricane Katrina. The newly renovated Benson Tower has served as a boon to this important business corridor, while "Champions Square", which made its debut in 2010 adjacent to the former mall, is continually being developed and enhanced with the ultimate objective of producing a world-class sports and entertainment destination. This economic investment plan, which included 2009 agreements on both a private and public level, has revitalized the Mercedes-Benz Superdome area, and the agreement with the state included a dramatic modernization of the stadium which was completed in 2011. Following the debut of the renovations, the Saints, under the leadership of Mr. and Mrs. Benson and Mercedes-Benz USA reached a 10-year agreement to rename the facility the "Mercedes-Benz Superdome." The stadium upgrades and rebranding include a legion of new enhancements that have significantly improved the fan experience for all events at the Mercedes-Benz Superdome and kept the building competitive with new facilities across the country, allowing it to continue to host elite events including Super Bowl XLVII, the 2013 NCAA Men's Basketball Championship and the College Football Playoff semifinals and championship game. Recognizing the need for the stadium to be consistently upgraded, Mr. and Mrs. Benson have most recently collaborated with the state on a multi-million dollar enhancement project for which they contributed \$25 million, resulting in significant technology-related enhancements to improve the fan experience, headlined by the addition of two state-of-the-art LED video boards that will debut in August.

Originally constructed in 1996, Mr. and Mrs. Benson are committed to keeping the club's world-class practice facility among the NFL's elite. In 2003, an indoor practice facility and cafeteria were constructed, along with significant upgrades to the team's locker room, training room and weight room. Significant expansions and periodic remodelings assure that the facility remains at the top level of the league.

Away from the playing field, Mr. and Mrs. Benson continue to work tirelessly to





ensure that the Saints' value reaches the entire Gulf South, whether it's through economic investments that enrich the charitable contributions or groundbreaking community efforts. In addition to reaching out by supporting charities, they also recognize that the future of the area's economy depends on keeping major businesses and employers in the Gulf South locally-owned. Two other large investments in the city's future by the Bensons are designed to encourage a number of other businesses to follow their example and continue to build the local economy.

Through their ownership of WVUE FOX 8, the station is the only network-affiliated television station in the New Orleans market that is wholly locally owned. This defies the trend of television stations that have increasingly become parts of national media conglomerates, while focusing on keeping Louisiana businesses owned by those with ties to the state. Since their purchase of the station, which was followed by significant investment in facilities and on-air talent, FOX 8 has received numerous honors for their programming and investigative reporting, including 39 regional Edward R. Murrow awards over the last six years, the most in Louisiana over that period. 2016 has marked new highs for FOX 8, with the station capturing the late night news (9 p.m. and 10 p.m.) Nielsen ratings during the crucial May sweeps period.

Their commitment to the Gulf South continued in 2012 with the purchase of the NBA Hornets franchise, which was successfully rebranded as the Pelicans. The objectives in Mr. and Mrs. Benson's ownership of the basketball team are the same as their stewardship of the Saints: to produce a team on-the-court that will compete for championships every year, while making a significant positive impact off-the-court in the community. Upon the ownership transfer, state-of-the-art basketball practice facilities were constructed adjacent to the Saints practice fields. In addition through expansion of the administrative facilities for both teams, the entire Pelicans organization was housed together for the first time in the franchise's





## OWNERSHIP



HISTORY • RECORDS • ADMINISTRATION • FOOTBALL • OWNERSHIP

history. Through agreements with the state of Louisiana upon the purchase of the Pelicans, the Smoothie King Center has undergone nearly a complete renovation since the 2012 purchase. In addition, with the 2015 agreement with the state to enhance both the Mercedes-Benz Superdome and the Smoothie King Center, the Pelicans' home debuted a new center-hung HD video scoreboard last season, highlighting several fan upgrades.

Mrs. Benson established GMB Racing Stables in 2014 with an initial purchase of seven colts and hiring three veteran trainers, all with Louisiana ties. In 2016, two of the thoroughbreds, Mo Tom and Tom's Ready participated in the Kentucky Derby.

Since purchasing the Saints, Mr. Benson's significant contributions in the sports, business and charitable arenas have been recognized by several honors. His accomplishments have been recognized through his induction into the Louisiana Sports Hall of Fame (2014), the Junior Achievement Business Hall of Fame (New Orleans Chapter-2013), the New Orleans Saints Hall of Fame (2012), the San Antonio Business Hall of Fame (2011) and the Texas Business Hall of Fame (2007).

Community involvement and giving back are hallmarks of Mr. and Mrs. Benson's ownership of the Saints. The couple has made a positive impact in the community both personally and through both professional sports teams in the areas of the arts, education, faith-based causes, healthcare and military, as well as other deserving causes. Most recently in 2014, Mr. and Mrs. Benson were recognized for their philanthropy by the Anti-Defamation League with the A.I. Botnick Torch of Liberty Award. Mrs. Benson was also recognized by the Girl Scouts of Louisiana East as a Woman of Distinction for her leadership and service to others.

An accomplished business professional who enjoyed a successful 30-year career in the design industry and real estate development, Mrs. Benson has utilized her passion for design to support the arts in New Orleans. Raised in Old Algiers, she directed numerous major design efforts with her clients, including the Mercedes-Benz Superdome, several of the city's most prestigious hotels and local supermarket chains and automobile dealerships. Mrs. Benson was involved in the NOMA (New Orleans Museum of Art) project "Art for Art's Sake" and is a member of the museum's advisory board. Most recently, she served as one of the chairs for NOMA's Odyssey Ball in 2014, which raised over \$700,000—the most in the gala's history. The funds help ensure the museum's ability to present world-class exhibitions, public programs and educational initiatives.

Both products of local schools, Mr. and Mrs. Benson are committed to supporting the area's educational institutions. In recognition of their longstanding support of Catholic education, the couple received the St. Elizabeth Ann Seton Award from the National Catholic Educational Association in 2010. In 2012, they established the Brother Nicholas, S.C. Building Endowment to support Brother Martin High School (formerly St. Aloysius, from where he graduated). In 1986, his alma mater honored Mr. Benson as their Alumnus of the Year. With Mr. Benson having been educated at Loyola University New Orleans, he and his wife made a pledge for the construction of a new Jesuit Center in 2010, contributed to the creation of the

Jesuit Social Research Institute in 2008 and he helped fund the first phase of construction of a chemistry wing in 1999. In 2010, Mr. Benson was honored by Loyola University with the school's Integritas Vitae Award, the New Orleans school's highest honor. The award is annually presented to an individual who exemplifies the qualities Loyola seeks to instill in its students. The Bensons have also supported numerous local schools with gifts, including St. Mary's Dominican High School, Jesuit High School and Tulane University. In supporting Tulane's construction of an on-campus stadium, the Green Wave started playing on "Benson Field" in 2014. The Bensons are members of the Paul Tulane Society, recognizing their significant generosity to the school. Mrs. Benson serves on the Board of Directors for Tulane, the University of Incarnate Word and Archbishop Hannan and Dominican High Schools.

Mr. and Mrs. Benson have also made several significant gifts to higher education in San Antonio, Texas. They funded the building of a football stadium located on the University of Incarnate Word Campus, known as Gayle and Tom Benson Field and Benson Fieldhouse, which also services the school's teams. The football squad took to the field for the first time in 2009 and continues to grow and build their foundation with the Bensons' unwavering support. Mr. Benson was inducted into the school's Athletic Hall of Fame in 2013. In addition, Mr. and Mrs. Benson also established an endowment fund at Central Catholic High School in San Antonio that is dedicated to the memory of the late Robert Carter Benson, who graduated from the school in 1962, and donated the school's "Benson Memorial Library."

Longtime advocates of faith-based causes and spirituality, Mr. and Mrs. Benson have been longtime trusted and valued members of the local Catholic community. Mrs. Benson has served on Archbishop's Community Appeal campaigns for four different Archbishops over the course of the past 20 years and has also worked tirelessly with the Archdiocese of New Orleans' Catholic Charities organization and its umbrella agencies. Mrs. Benson has worked closely with Rite of Christian Initiation for Adults programs at both St. Louis Cathedral and Holy Name of Jesus Parish. She serves as a proud member of the Board of Trustees for the Oblate School of Theology, as well as on Equestrian Order of the Holy Sepulchre and is a noted friend of the St. Louis Cathedral Board, also working closely with the Missionary Oblates Partnership and the Sisters of St. Cecilia Congregation Planned Giving Advisory Committee. Mrs. Benson is currently an active member of the "I Will Give You Shepherds" campaign, which plans to renovate the second floor of the historic Notre Dame Seminary in New Orleans.

The support of the Catholic Church by the Bensons has been recognized on numerous occasions. For his humanitarian and philanthropic endeavors that have positively affected the lives of so many individuals and groups, Mr. Benson was honored in 2012 by the Catholic Church with an Oblate Doctor of Humane Letters (to a person who has achieved the human purpose for which Divine Providence Placed Him on Earth) certificate that honors his "realities of the most noble of human endeavors, weighted by criteria arising from the deepest human values." The certificate also honors "excellence in the area of life where excellence makes the most difference," and further cites his "attributes and accomplishments that come closest to what God would be interested in honoring." In 2012, Mr. and



Mrs. Benson received from Pope Benedict XVI the Pro Ecclesia et Pontifice award—for outstanding service to the Church and the Pontiff, the highest Papal award granted to a lay person. Mrs. Benson has received the Medal of the Order of St. Louis Award for her dedication to the Church.

Mr. and Mrs. Benson have consistently shown their commitment to the health and wellness of the local community with the Gayle and Tom Benson Cancer Center on the main campus of Ochsner Medical Center. The center was built and has since been upgraded following multiple gifts to the area’s leading health service network of hospitals and clinics. In addition to serving on the Ochsner board, Mrs. Benson has led 100-plus volunteer committee members in hosting the Moonlight and Miracles event three consecutive times—the organization’s annual gala to benefit the Ochsner Cancer Institute. The 2014 event raised over \$1.25 million to support cancer patients in the region.

Supporting the efforts of former Saints safety Steve Gleason and his Team Gleason organization which helps provide people with ALS and other debilitating conditions and environment where they can live vital and productive lives with meaningful freedom and independence, Mr. and Mrs. Benson donated five million dollars in 2014 to the Team Gleason House for Innovative Living at the New Orleans St. Margaret’s facility.

In 1945, Mr. Benson served in the Navy aboard the U.S.S. South Dakota and has remained particularly close to this branch of the armed forces. He is the only enlisted man to serve on the Board of Trustees of the Pensacola Naval Museum and has been honored with an award from the crew of the submarine U.S.S. Louisiana. In 2007, Mr. Benson was honored by the U.S. Navy Memorial with the Lone Sailor Award, presented to those who exemplify the core values of honor, courage and commitment. In 2009, Benson was presented with the U.S. Army’s “Army Strong” Award in recognition for his position in the community while demonstrating leadership and Army Values on a daily basis. A leading advocate for the National World War II Memorial in Washington D.C., Mr. Benson was also a major contributor and past director of The National WWII Museum in New Orleans, with his pledges helping fund the Pacific Exhibit Grand Opening and the Midway Theater. In 2011, he was among five NFL owners honored with an American Spirit Award by the museum for service in the war.



## TOM &amp; GAYLE BENSON COMMUNITY SERVICE

Since Tom Benson's purchase of the New Orleans Saints in 1985 and the New Orleans Pelicans in 2012, the clubs' greatest impact has been in the Gulf South community. The charitable involvement of the clubs rank as he and his wife Gayle's largest priority personally. It is Mr. and Mrs. Benson's vision that the Saints and the Pelicans are much more than professional sports teams and, through their leadership, they are committed to giving back and serving a region that has shown incredible support. The Bensons and the clubs' players, coaches and staff are leaders when it comes to volunteerism, involvement, donations and charitable outreach.

As dedicated corporate citizens, the Saints and the Pelicans annually put millions of dollars back into the community in financial support, in-kind donations, charitable appearances and the donations of goods and services-not to mention the club's critical role in economic development and impact.

The Bensons have been honored repeatedly for the support and care of charitable and civic causes, including the Volunteers of America selecting Mr. Benson as the winner of the annual Good Samaritan Award in Philanthropy in 2008. In 2010, he was awarded Loyola University of New Orleans' highest honor as the recipient of the Integritas Vitae Award, given to an individual who exemplifies a commitment to community service. In 2014, Mrs. Benson was recognized by the Girl Scouts of Louisiana East as a Woman of Distinction for her leadership and service

to others. In 2010, both Mr. and Mrs. Benson received the Elizabeth Seton Award, which is dedicated to those who have served the National Catholic Education Association through personal or professional philanthropy that has positively impacted Catholic education in the nation. In 2012, they received from Pope Benedict XVI the Pro Ecclesia et Pontifice Award for outstanding service to the Catholic Church and the Pontiff, the highest Papal award granted to a lay person.

Through the leadership of the Bensons, the Saints raised over \$2.5 million for community causes through the Saints Hurricane Katrina and Gulf Coast Renewal funds. Annually, both clubs have also partnered with local youth-oriented charities such as the, the Boys & Girls Clubs, Special Olympics, Boy and Girl Scouts of America and the United Way to reach as many children as possible. Both teams encourage the health and wellness of children in the Gulf South through Junior Training Camp programs that create fun and memorable football and basketball experiences while promoting physical fitness and the importance of daily exercise routines.

Over 45 foundations and agencies receive monetary donations from the Saints and Pelicans each year – organizations as diverse as Make-A-Wish Foundation, the American Heart Association, the United Negro College Fund, Habitat For Humanity, the New Orleans Police and Justice Foundation, the Second Harvest Food Bank, Catholic Charities and Team Gleason.



## TOM & GAYLE BENSON COMMUNITY SERVICE

The Bensons have made the Pelicans community leaders in the specific areas of battling coastal erosion and the loss of the Gulf South's wetlands. The Pelicans and Audubon Nature Institute are focused on education, as they have executed an outreach program that visits schools and festivals with Audubon's Wetlands Express and AquaVan to give students the opportunity to learn about coastal restoration in a fun and engaging manner. Each year the Pelicans host a charity gala – Toast for the Coast – to raise funds to protect the Gulf Coast.

In addition to consistently supporting local charities, the Bensons have also

been a leading advocate for New Orleans and the Gulf South by lending their support in attracting new events to the city, and the club have worked in conjunction with the Greater New Orleans Sports Foundation and other local entities to bid and receive events such as the 2012 NCAA Men's Final Four Basketball Championship, the 2013 Women's Final Four and the 2014 NBA All-Star Game. New Orleans' leading advocate of the successful bid to host Super Bowl XLVII, the Bensons remain committed to work on behalf of the city to land future Super Bowls, because of the financial impact and positive global exposure they are able to shed on the city and the state.



Among the numerous organizations and causes they support, Mr. and Mrs. Benson have shown their commitment to the health and wellness of the local community with gifts to build and further enhance the Gayle and Tom Benson Cancer Center on the Ochsner Medical Center campus.



# BENSON MILESTONES

**1985** Ownership of club officially transferred to Tom Benson on May 31 and he becomes managing general partner of the Saints.

**1986** The Benson influence begins as the owner puts his management team in charge of the franchise, hiring Jim Finks as president/general manager and Jim Mora as head coach.

**1987** The Saints post a franchise-best 12-3 record—including victories in the final nine contests—and make the playoffs for the first time.

**1988** The Saints finish 10-6, posting a double-digit victory total again and achieving consecutive winning seasons for the first time.

**1989** Benson appointed Chairman of the league's most influential group, the NFL Finance Committee, a position he kept for three separate stints, before most recently stepping down in 2013.

**1990** After winning six of their last nine games, the Saints earn their second playoff appearance by finishing second in the NFC West.

**1991** New Orleans clinched its first division championship with an 11-5 record and capture the NFC West.

**1992** The Saints post a 12-4 record and host a playoff game for the second-straight year. Benson assumes sole ownership of the club.

**1996** Marking a first for the organization, the coaches, players and staff are housed under one roof with the opening of the team's state-of-the-art facility in Metairie.

**2000** New Orleans wins the NFC West with a 10-6 record. The Saints win their first playoff game, a 31-28 thriller over St. Louis in the Superdome.



## OWNERSHIP

**2002** The city hosts its fourth Super Bowl during Mr. Benson's tenure as owner. He promotes Mickey Loomis to general manager of football operations.

**2003** Mr. Benson again appointed Chairman of the Finance Committee; Construction of new indoor practice facility and other improvements are finished before training camp, as the club holds camp in Metairie for the first time in franchise history.

**2005** After Hurricane Katrina ravaged the Gulf South on the verge of the NFL's opening weekend, Mr. Benson was forced to move the club's entire operation. Under his leadership, the Saints were able to continue the season, including holding four games in Baton Rouge. The club established the Hurricane Katrina Relief Fund, raising over \$1 million.

**2006** The team returns to Louisiana, with Mr. Benson positioning the club as an emblem of the state's resolve and determination in rebuilding. The Saints—selling out on a season-ticket basis for the first time—win the NFC South title under the guidance of new Head Coach Sean Payton and the spark of free agent acquisition Drew Brees, finishing at 10-6. The victory total included a memorable, 23-3 win over Atlanta in the reopening of the Superdome. The team advanced to the NFC Championship for the first time in franchise history. Payton and Loomis were consensus choices for the NFL Coach of the Year and NFL Executive of the Year awards respectively.

**2008** Mr. Benson purchases WVUE, making FOX-8 the only network-affiliated television station in the New Orleans market that's wholly locally owned. New Orleans defeats San Diego at London's Wembley Stadium, playing in their first regular season game outside the United States.

**2009** In what Mr. Benson considers part of his legacy in Louisiana, the New Orleans native reaches an agreement with the state through 2025 that will create a new Sports Development District downtown, including a completely renovated Mercedes-Benz Superdome. He purchased and redeveloped two properties—each adjacent to the Superdome—an economic windfall for the region without any new taxes.



New Orleans is selected by the NFL to host Super Bowl XLVII, to be played on February 3, 2013, with Mr. Benson serving as the city's leading advocate in the campaign.



On the field, the Saints enjoy their most successful season in franchise history.



## BENSON MILESTONES, continued

New Orleans sets a club record for victories with a 13-3 regular season, capturing the NFC South title. The Saints then hosted the NFC Championship game for the first time and advance to their first Super Bowl with a 31-28 overtime victory over the Minnesota Vikings on January 24, 2010. New Orleans then defeated the Indianapolis Colts, 31-17, on February 7, 2010, in Super Bowl XLIV at Sun Life Stadium in South Florida to give the Saints their first-ever NFL title.

**2010** Sparked by a six game winning streak, the Saints finish 11-5 and qualify for the playoffs, making back-to-back postseason appearances for the first time since 1992. Linebacker Rickey Jackson is inducted into the Pro Football Hall of Fame.

**2011** The club's completely renovated stadium makes its debut as the Mercedes-Benz Superdome, following a 10-year naming rights and sponsorship agreement with the automaker spearheaded by Tom and Gayle Benson. The Saints enjoy an eight-game winning streak to end the regular season and finish 13-3, capturing their second NFC South title in three seasons. The team sets the NFL single-season record for total net yardage.

**2012** Continuing his longstanding commitment to the region, Mr. Benson agrees to purchase the city's NBA franchise, which he would rebrand and rename as the Pelicans. The Saints practice facility undergoes a multimillion dollar renovation and expansion, which will house both the NFL and NBA clubs under one roof. Saints tackle William Roaf, one of the best offensive linemen in NFL history, was inducted into the Pro Football Hall of Fame. Brees sets an NFL record that had stood since 1960, as he threw a touchdown pass in 54 consecutive games.

**2013** The city of New Orleans hosts Super Bowl XLVII on February 3, the 10th time the Crescent City has hosted the league's championship game (tied for first with South Florida) and the fifth time since Mr. Benson purchased the team in 1985.




**2014** In a 26-24 NFC Wild Card Playoff victory at the Philadelphia Eagles on January 4, the Saints win their first road postseason contest in franchise history.

**2016** The Bensons agree to a five-year contract extension with Head Coach Sean Payton. Following a significant investment by the Bensons, state-of-the-art LED video boards and other new fan amenities will debut in the Mercedes-Benz Superdome in August.







## DENNIS LAUSCHA

President



Dennis Lauscha, who was named president of the Saints in 2012, oversees the club's financial operations, government affairs, its marketing, ticket and suite sales, legal, stadium, community affairs, human resources, information technology and facilities departments. He has also served as president of the New Orleans Pelicans since 2012. He is a representative for both clubs at NFL and NBA Owner's Meetings.

With his 2012 promotion with both clubs capping a steady rise through the executive ranks of the Saints, Lauscha first joined the club as treasurer in 1998 and later earned the additional titles of vice president, senior vice president and executive vice president. In addition to his duties with the Saints and Pelicans, the New Orleans native maintains multiple roles within other holdings of Tom and Gayle Benson, maintaining a role in the management of New Orleans FOX affiliate WVUE-TV, Zelia, LLC and GMB Racing.

Lauscha's collaborative style, financial acumen and long-term view has played a key role as a member of a contingent that has negotiated agreements for both the Saints and Pelicans with the state of Louisiana that has resulted in long-term lease agreements, continuous improvements to their playing and practice facilities, revitalization of the areas around them and generated revenue for the state without any new taxes for citizens.

In 2009, Lauscha helped negotiate the partnership with the Louisiana Governor that continues the Saints' commitment to the state through 2025. The deal included Mr. Benson purchasing and redeveloping the former New Orleans Centre, which has been transformed into Champions Square and the Benson Tower property adjacent to the Mercedes-Benz Superdome, with the stadium itself undergoing extensive renovations and improvements. Since playing a key role in Mr. Benson's purchase of the Pelicans in 2012, Lauscha has helped broker agreements with the state to upgrade the team's playing and practice facilities. Following successful negotiations, the Pelicans are committed to the state through 2024 and the Smoothie King Center has undergone \$50 million in renovations and improvements.

In 2015, Lauscha helped negotiate an agreement with the state that will result in \$40 million in enhancements for fans of both clubs. The Mercedes-Benz Superdome will debut new state-of-the-art video boards in August in addition to renovated suites and other fan amenities, while a new center-hung HD video scoreboard was installed in the Smoothie King Center for the 2015-16 Pelicans season. Lauscha has also played a key role in finalizing 2011 and 2014 groundbreaking naming rights and sponsorship agreements for both teams' playing facilities with Mercedes-Benz USA and Smoothie King.



# PRESIDENT

Lauscha was instrumental in the 2003 expansion of the Saints training facility. He later oversaw a renovation and expansion of the facilities and administrative offices for the Saints and Pelicans from 2012-13, while directing the construction of a basketball practice facility. The clubs are now housed on the same site, featuring some of the top facilities in professional sports.

Lauscha is committed to help attract major sporting events to New Orleans. He's a key member of the team that actively pursues future Super Bowls and NCAA Basketball Final Four Championships for New Orleans – and was instrumental in landing Super Bowl XLVII. Following Mr. Benson's 2012 purchase of the Pelicans, the city was awarded an NBA All-Star Game, which was played on Feb. 16, 2014 at the Smoothie King Center.

In 2008, Lauscha was also a primary member of the negotiating team during the purchase of WVUE FOX 8 and its subsequent relationship with Raycom Media. He has helped steward the station's growth in the New Orleans market.

Active throughout the community, Lauscha currently serves on the Visiting Committee of the Loyola University School of Business, as a member of the NBA's Team Advisory Council of Presidents and Team CBA Advisory Committee, the NFL's Ticketing Strategy Working Group, the Stuart Hall School Board of Trustees and on the New Orleans Museum of Art Board. Lauscha has completed terms as board president of the Preservation Resource Center, president of the regional chapter of the Boy Scouts of America and as a member of New Orleans Mayor Mitch Landrieu's Blight Transition New Orleans Task Force, the Super Bowl XLVII Host Committee, the NBA All-Star Game Host Committee and the NCAA Final Four Host Committee.


His dealings with the teams, state officials and local organizations have provided an opportunity for community involvement. His professional and charitable work was recognized by *New Orleans CityBusiness*, when Lauscha was selected as one of the 40 Most Influential Members of the Community. The honor is bestowed on those who are laying the groundwork for a better city. In 2010, he was named the Alumnus of the Year by Loyola University of New Orleans' College of Business and was named to the 2010 Class of Role Models by the Young Leadership Council. He was honored by the Allstate Sugar Bowl Chapter of the National Football Foundation/College Football Hall of Fame with its 2014 Distinguished American Award. In 2015, Lauscha gave the commencement address to the graduates of the University of New Orleans.

After graduating from Jesuit High School, Lauscha graduated from the University of Alabama with a bachelor's degree in business. He has also received a master's of business administration from Loyola University in New Orleans and is a licensed Certified Public Accountant. He has also completed the NFL Managers Program at Stanford University's Executive Education Graduate School of Business. Prior to joining the Saints, Lauscha worked as the club's auditor for four years while working for a national accounting firm.





**FOOTBALL**



## MICKEY LOOMIS

Executive Vice President/  
General Manager



Responsible for the club's entire football operations, Executive Vice President/General Manager Mickey Loomis enters his 15th season in his current position and 17th with the Saints. He is a veteran of 32 years in the NFL and during his time in New Orleans has been honored with the most prestigious awards presented to a league executive. Yet the most satisfying achievement of Loomis' career has come in helping mold a roster that has produced many of the franchise's finest moments over the last 10 seasons, including the Super Bowl XLIV championship.

Loomis was promoted to general manager in 2002 and earned the additional title of executive vice president later that year. The departments under his direction include coaching, player personnel and scouting, salary cap management, contract negotiations, athletic training, equipment, video and communications. Loomis also oversees the basketball operations of the New Orleans Pelicans.

In 2006—after being the key figure in the hiring of Sean Payton, the signing of Drew Brees and essentially rebuilding a team that would advance to the NFC Championship—Loomis was voted the NFL Executive of the Year by *Pro Football Weekly*/Pro Football Writers of America. He was also honored by the *Sporting News* as the George Young Executive of the Year, an award voted on annually by NFL front-office executives and owners.

Loomis has continued to build on the success of 2006, highlighted by five post-season appearances, three division titles and the Super Bowl victory. Over the past 10 years, he has brought aboard a collection of players who have played a key role in New Orleans posting a 100-70 overall record through a combination of the draft, free agency and trades. He's also presided over the club's ability to retain their core players, re-signing several significant contributors to long-term contracts.

While his responsibilities have grown during his tenure with the Saints, Loomis has been a key figure in the highest management circle of the organization since arriving in 2000. Loomis joined the club as director of football administration, a post he held until 2002, handling contract negotiations, managing the salary cap and coordinating different areas of the football operations.


In 2005, Loomis helped steer the club through unprecedented challenges for an NFL team. He calmly guided the staff and players through a sudden evacuation from New Orleans in the wake of Hurricane Katrina, in addition to several moves of the club's base of operations.


## EXECUTIVE VICE PRESIDENT/GENERAL MANAGER

Since 2003, Loomis has overseen two extensive renovations of Saints headquarters that have added an indoor practice facility, new weight room and cafeteria and completely renovated coaches and player personnel offices, meeting rooms and locker rooms, giving the club one of the NFL's top training complexes.

Prior to arriving in New Orleans, Loomis spent 15 years with the Seattle Seahawks, including as executive vice president from 1992-98. He joined the Seahawks in October, 1983, was promoted to vice president/finance in 1990 and to Executive Vice President in 1992.

A native of Eugene, Ore., Loomis has a degree in accounting from the University of Oregon and a Master's Degree in Sports Administration from Wichita State University.





# SEAN PAYTON

## Head Coach



Since he was hired as head coach of the New Orleans Saints in 2006, Sean Payton has established himself as one of the most successful coaches in the NFL. Since coming to New Orleans, Payton has led the Saints to five playoff berths, three NFC South division titles and the franchise's first World Championship with a 31-17 win over the Indianapolis Colts in Super Bowl XLIV.

Payton has a 93-61 overall record (.604), including a 6-4 postseason mark (.600), after the franchise had won only one playoff game prior to his arrival. Throughout his tenure, Payton holds the franchise's top winning percentage (.604) for a head coach and ranks seventh among current NFL head coaches (min. 50 games). He's one win short of surpassing Jim Mora (93 victories from 1986-96) for the most victories by a head coach in team history, despite having coached 17 fewer games than Mora.

As Payton enters the 2016 campaign, he continues to represent the Saints as a model of stability not only within the NFC South, as he is the longest tenured head coach within the division, but also within the NFL as only New England's Bill Belichick (2000), Cincinnati's Marvin Lewis (2003) and Green Bay's Mike McCarthy (hired one week prior to Payton in 2006) have been with their teams longer. Payton is also one of just seven active coaches to lead a team to a Super Bowl victory. The others are Belichick, Seattle's Pete Carroll, Baltimore's John Harbaugh, Denver's Gary Kubiak, McCarthy and Pittsburgh's Mike Tomlin.

Payton has presided over the NFL's most prolific offense since his arrival, leading the league in net yards per game in 2006, 2008, 2009, 2011 and 2014, and finishing first in scoring in 2008 and 2009. These are the only five times the Saints have led the NFL in offense. Ranking in the top 10 offensively every season since Payton arrived, the Saints have the third-longest streak (10 seasons) in the NFL since the 1970 AFL-NFL merger. In team history, the Saints have scored at least 45 points on 17 separate occasions with 13 of these outputs occurring under Payton's watch. Defensively, New Orleans has finished in the top five twice (2010 and 2013). During his tenure, the Saints have set 26 team single-season records, four of them NFL marks. He's also sent 16 players with a total of 36 selections to the Pro Bowl and earned the honor of coaching the NFC squad following the 2006 season.

After a slow start to the 2015 campaign, a Saints team that featured 17 players who had not appeared in a regular season contest prior to the season opener, won three of their last four games and finished 7-9, making strides on offense, defense and special teams.

## COACHING STAFF

Once again in 2015 under Payton's direction, a high-powered, quick-striking offense held its place among the elite in the NFL, as the Saints finished second in the NFL in total net yards per game (403.8) and first in net passing yards per game (310.6), third down conversion rate (47.7%) and first downs (381). While maintaining their explosive profile, the offense reduced their turnovers from 30 in 2014 to only 19 in 2015. QB Drew Brees completed 428-of-627 passes (68.3%) for an NFL-best 4,870 yards, 32 touchdowns, 11 interceptions and a 101.0 passer rating. WR Brandin Cooks enjoyed a breakout campaign, leading the team with 84 receptions for 1,138 yards with nine touchdowns.

Defensively, the Saints had six players with no prior NFL experience start games for the club in 2015 and the development showed towards the end of the season when they surrendered under 20 points in two of their final four contests. Of the club's 21 defensive takeaways, nine were by players in their first year. DE Cameron Jordan reached double digit sacks for the second time in his career and represented the Saints at the Pro Bowl.

### PAYTON'S HEAD COACHING CAREER

Year	Team	W	L	T	PCT.	Playoffs
2006	NO	10	6	0	.625	1-1
2007	NO	7	9	0	.438	
2008	NO	8	8	0	.500	
2009	NO	13	3	0	.813	3-0
2010	NO	11	5	0	.688	0-1
2011	NO	13	3	0	.813	1-1
2013	NO	11	5	0	.688	1-1
2014	NO	7	9	0	.438	
2015	NO	7	9	0	.438	
<b>TOTALS</b>		<b>87</b>	<b>57</b>	<b>0</b>	<b>.604</b>	<b>6-4</b>

An opportunistic special teams unit scored two touchdowns, their highest total since 2008. They also scored the first defensive two-point conversion since the NFL rules change was instituted in 2015, blocked two kicks, blocked a punt that was returned for a touchdown and booted two game-winning field goals.

The 2014 Saints finished 7-9, but rebounded from a 2-4 start to win three games against playoff teams down the stretch and captured their last four contests away from home to finish at least .500 on the road for the first time since 2011, ending the campaign half a game out of first place in the NFC South. New Orleans finished first in the NFL in net yards per game (411.4), third down efficiency (48.3%), first downs (395) and opponent punt return average (4.1). Four Saints (Brees, G Jahri Evans, TE Jimmy Graham and RB Mark Ingram) were selected to the Pro Bowl. Brees tied for first in the NFL in passing yardage (4,952).

In 2013, Payton guided the Saints back to the postseason with an 11-5 mark, finishing 8-0 in the Mercedes-Benz Superdome for the second time in three seasons. Ranking fourth in the NFL both on offense (399.4 ypg.) and defense (305.7 ypg.), New Orleans was one of the league's most balanced clubs as they were the only team to rank in the top five in both categories. The defensive improvement of 134.4 net yards per game from 2012 was the biggest by a club since the 1970





## PAYTON BY THE NUMBERS

A look at the team records set or tied since 2006 under Sean Payton:

- Most Points:** 547 – 2011
- Most Touchdowns:** 66 – 2009
- Most Touchdowns Passing:** 46 – 2011
- Wins:** 13 – 2009, 2011
- Longest Winning Streak:** 13 – 2009
- Consecutive Home Wins:** 11 – 2013-14
- Home Wins:** 8 – 2011, 2013
- Most First Downs:** 416 – 2011
- Most First Downs Passing:** 280 – 2011
- Third Down Conversion Rate:** 56.7 – 2011 NFL Record
- Third Down Conversions:** 118 – 2011
- Most Net Yards:** 7,474 – 2011 NFL Record
- Highest Avg. Per Offensive Play:** 6.7 – 2011
- Highest Rushing Avg.:** 4.9 – 2011
- Most Net Passing Yards:** 5,347 – 2011
- Most Pass Attempts:** 671 – 2012
- Most Pass Completions:** 472 – 2011 NFL Record
- Highest Completion Percentage:** 71.3 – 2011 NFL Record
- Fewest Sacks Allowed:** 13 – 2008
- Fewest Turnovers Committed:** 19 – 2011, 2013
- Fewest Fumbles:** 6 – 2011 NFL Record
- Most Interception Return Yardage:** 652 – 2009
- Most Interception Returns For Touchdowns:** 5 – 2009 (tied, 1998)
- Most Punt Returns For Touchdowns:** 3 – 2008
- Gross Punting Average:** 50.1 – 2012
- Net Punting Average:** 43.2 – 2012





AFL-NFL merger. In opponent points per game, after surrendering 28.4 in 2012, the Saints gave up only 19.0 in 2013 as they improved in the league rankings from 31st to fourth. After reaching the playoffs for the fourth time in five seasons, Payton led New Orleans to the franchise's first road postseason victory with a 26-24 win at Philadelphia in the Wild Card round. Five players (Brees, Evans, Graham, G Ben Grubbs and Jordan) were selected to the Pro Bowl.

In 2011, the Saints went to the playoffs for the third consecutive season and captured their third NFC South title with a 13-3 record, tying a club record for regular season victories first set in 2009. It was the first time that the club has had at least 11 wins in three straight campaigns. Taking advantage of the Mercedes-Benz Superdome's environment, the Saints posted an undefeated 8-0 record at their home stadium for the first time. With five road victories, the Saints also enjoyed another first in posting winning records at visiting stadiums in three consecutive seasons. In fact, three of the top six road campaigns in team history (7-1 in 2009, 6-2 in both 2006 and 2010) have come under Payton. His regular season road winning percentage (.556) is tops in club history.

Payton oversaw a record-setting year on offense for the Saints in 2011, as New Orleans set an NFL single-season mark with 7,474 net yards, while also posting a team-record 547 points, then the fourth-highest total all-time. Brees set NFL single-season records for completions (468) and completion percentage (71.2%) and what was then a mark for yardage (5,476). The team set NFL records for total net yards (7,474), completions (472), completion percentage (71.3%), third down conversion rate (56.7%) and fewest fumbles (6), while also setting what were then league marks for net passing yards (5,347) and first downs (416). A reconfigured offensive line with three new starters surrendered only 24 sacks, tied for the second-lowest total in the league. Five players represented the team at the Pro Bowl.

In 2010, Payton led the Saints to their second straight postseason appearance with an 11-5 record. New Orleans converted an NFL-best 48.8% of their third down attempts and ranked sixth in the NFL in total yards (372.5 ypg.). In addition, the team finished third in passing (277.6 ypg.). The Saints finished fifth in the NFL with 351 first downs, the third-highest total in club history. New Orleans' offensive line gave up only 26 sacks, which was the NFL's fifth-lowest total. Five Saints were Pro Bowl selections.

Defensively, the team took a big step forward, making the jump from the 25th ranked total defense in 2009 to fourth overall (306.3 ypg.) in 2010. It marked the first time since 1997 that they ranked among the league's top five. Most significant was a jump in pass defense, moving from 26th (235.6 ypg.) in 2009 to fourth (193.9 ypg.) in 2010. The club moved up from 20th to seventh (19.2 ppg) in opponent points per game. The defense also significantly improved their opponent third down conversion ranking from 14th (38.0%) to fifth (34.5%).

In 2009, en route to the Super Bowl XLIV title, Payton guided the Saints to the team's second NFC South title in four seasons with a 13-3 record. Along the way, the Saints set a franchise-record for most regular season wins in a season (13). Their 16 overall victories were the most in the club's history. The Saints also



## PLAY IT FORWARD



Head Coach Sean Payton launched the Play It Forward Foundation in 2008 to raise funds and awareness to help families in need in the areas of health, education and social welfare. Since then, it has also served as a catalyst for various nonprofit organizations to improve the quality of life for local families in need, as well as support disadvantaged and disabled individuals through educational-based initiatives, increased and improved health care support systems and social welfare through research, education and professional services.

The foundation has held four Black & Gold Gala fundraisers at the Mercedes-Benz Superdome. Legendary figures such as John Besh, Jimmy Buffett, Sammy Kershaw, Darius Rucker and Irma Thomas have lent their support, serving as honorary chairs. Benefactors of these events have included Brad Pitts' Make it Right NOLA, Blaine Kern's First Responder's Fund, the Dr. Phil Foundation, Feed the Children and Baskets of Hope. The multiple approach has advanced the mission of enriching lives and strengthening the New Orleans community and Gulf South.

In 2011, the foundation hosted a fundraiser in Lafayette, partnering with Feed the Children and Protect Our Coastline. Overall more than two million dollars have been raised through these events to deserving local causes. In 2009, the foundation hosted a golf tournament, the Celebrity Kid's Classic, which raised thousands of dollars to benefit children's charities throughout Greater New Orleans.

posted the franchise's longest winning streak and best start when they won their first 13 contests. Payton once again was named as the top head coach in the NFL by numerous media outlets and recognized football chapters.

The Saints finished as the NFL's top-ranked offense (sixth in rushing and fourth in passing) for the second straight year. An opportunistic defense recorded 26 interceptions with an NFL-leading five returned for touchdowns. New Orleans also ranked second in the league in opponent red zone touchdown percentage (39.3%). The Saints set what were then team records in scoring (510) and touchdowns (64) and battled through the postseason with victories over Arizona (NFC Divisional Playoff) and Minnesota (NFC Championship) en route to Super Bowl XLIV. A club-record seven players were named to the Pro Bowl.

In 2008, the Saints ranked first overall in the NFL in offense and set what were then team records for total yards (6,571), net passing yards (4,977) and first downs (354), also tying what was then a team record for single-game scoring in a 51-29 win over Green Bay.

In 2007, the Saints endured injuries and a slow start, but put together a four-game winning streak to get back into playoff contention. New Orleans finished fourth in the NFL in total offense while also holding nine opponents to 17 points or less.



## SEAN PAYTON VS. NFL COACHES

During Sean Payton's tenure as head coach of the Saints, he has coached against 63 different coaches. Payton has at least one victory against 49 of those coaches. In addition, Payton either leads or is tied in the lifetime series with 46 of these 63 coaches.

<b>Regular Season</b>							
		Joe Gibbs	0-1	Mike Nolan	3-0	Tony Sparano	1-0
Bruce Arians	1-1	Jay Gruden	0-1	Bill O'Brien	0-1	Mike Tomlin	2-0
Bill Belichick	1-1	Jon Gruden	3-3	Chuck Pagano	1-0	Marc Trestman	2-0
Brian Billick	0-1	Jim Harbaugh	1-1	Bill Parcells	1-0	Norv Turner	1-0
Gus Bradley	1-0	John Harbaugh	0-2	Mike Pettine	0-1	Ken Whisenhunt	1-1
Tom Cable	1-0	Mike Holmgren	1-0	Bobby Petrino	2-0	Mike Zimmer	1-0
Jim Caldwell	1-2	Dick Jauron	1-0	Joe Philbin	1-0	Jim Zorn	1-1
Pete Carroll	1-1	Chip Kelly	0-1	Wade Phillips	0-1		
Brad Childress	1-1	Gary Kubiak	1-1	Dan Quinn	2-0	<b>Postseason</b>	
Tom Coughlin	4-0	Marvin Lewis	1-2	Andy Reid	2-1	Jim Caldwell	1-0
Bill Cowher	0-1	Scott Linehan	0-1	Ron Rivera	4-4	Pete Carroll	0-2
Romeo Crennel	1-0	Eric Mangini	0-1	Rex Ryan	1-1	Brad Childress	1-0
Jack Del Rio	2-0	Rod Marinelli	1-0	Greg Schiano	2-0	Jim Harbaugh	0-1
Tony Dungy	0-1	Doug Marrone	1-0	Jim Schwartz	2-0	Chip Kelly	1-0
Herman Edwards	1-0	Mike McCarthy	3-1	Mike Shanahan	0-1	Andy Reid	1-0
Jeff Fisher	0-2	Jim Mora, Jr.	2-0	Mike Singletary	1-0	Jim Schwartz	1-0
John Fox	4-6	Raheem Morris	3-3	Lovie Smith	4-3	Lovie Smith	0-1
Leslie Frazier	1-0	Mike Mularkey	0-1	Mike Smith	8-4	Ken Whisenhunt	1-0
Jason Garrett	3-1	Mike Munchak	1-0	Steve Spagnuolo	2-1		

Payton scrapped the traditional timetable for rebuilding an NFL club in 2006. In his opening season as a head coach, the Saints jumped out to a 3-0 record—a first in team history, equaling the team's win total from the previous year—and clinched the NFC South title before the regular season finale. New Orleans led the NFL in total offense, went to the postseason for the first time since 2000 and advanced to the NFC Championship for the first time. When the 2006 season came to a close, Payton was voted the Coach of the Year by the *Associated Press*, *Pro Football Weekly*/Pro Football Writers of America, *The Sporting News* and the Maxwell Club. He and his staff coached the NFC squad in the Pro Bowl.

Payton was hired as the 14th head coach in Saints history on Jan. 18, 2006 after serving as a member of the Dallas Cowboys coaching staff from 2003-05 under 2013 Pro Football Hall of Fame inductee Bill Parcells. Prior to his final season with the Cowboys, Payton was promoted to assistant head coach/passing game coordinator and was responsible for the team's play-calling after serving as assistant head coach/quarterbacks from 2003-04. In 2005, the Cowboys tied for second in the NFC with 318 first downs. When he arrived, Dallas had ranked 31st in passing the previous year but immediately improved to 17th.

Payton went to Dallas following four years with the New York Giants (1999-2002), the last three as offensive coordinator after spending his first season as quarterbacks coach. He solidified his reputation as one of the game's brightest offensive minds in his first season as offensive coordinator, when the Giants captured the NFC title and went to Super Bowl XXXV. New York scored 328 points—the club's highest total since 1990—and finished 13th in the NFL in total offense.



## PAYTON'S PLACE

### Payton's Place Among Saints Head Coaches

Payton has the highest winning percentage among the 14 head coaches in Saints history. After nine seasons with the Saints, he's tied for first in club history in career wins:

Coach	Years	Reg. Season	Playoffs	Overall	Pct.
Sean Payton	2006-	87-57	6-4	93-61	.604
Jim Mora	1986-96	93-74	0-4	93-78	.544
Jim Haslett	2000-05	45-51	1-1	46-52	.469

### Payton Among NFL's Winningest Active Coaches Since 2006

Sean Payton's been among the league's elite in victories since becoming an NFL head coach in 2006. His 93 regular season and postseason wins since then is ranked fourth among active NFL coaches, while his winning percentage is ranked eighth. Payton owns a 93-61 record (.604) over that span.

### Top Winning Percentage Since 2006 (Min. 50 games)

Head Coach	Team	Winning Pct.
Bill Belichick	New England	.758 (135-43)
Mike McCarthy	Green Bay	.639 (112-63-1)
Chuck Pagano	Indianapolis	.638 (44-25-0)
Mike Tomlin	Pittsburgh	.632 (98-57)
Pete Carroll	Seattle	.630 (68-40)
John Harbaugh	Baltimore	.608 (87-56)
Sean Payton	New Orleans	.604 (93-61)

### Scoring Explosion

Five of the seven highest-scoring games in franchise history have occurred on Payton's watch since he arrived.

### Single-Game Points Scored in Saints History

Points	Opponents	Date
62	vs. Indianapolis	10/23/11
52	vs. N.Y. Giants	11/1/15
51	vs. Green Bay	11/24/08
51	at St. Louis	11/2/69
51	at Seattle	11/21/76
49	vs. N.Y. Giants	11/28/11
49	vs. Dallas	11/10/13

Payton was first assigned play-calling duties prior to a game against the New York Jets on Dec. 5, 1999. The Giants responded with 41 points and 490 yards—both season highs—and he retained that assignment over the final five games. Appointed the offensive coordinator the following season, over the next three years the Giants passing attack continually improved, ranking 13th in the NFL in 2000, tied for eighth in 2001 and sixth in 2002.

In 2002, the Giants also finished sixth overall in total offense, the team's highest ranking since 1985. In the previous decade, New York hadn't ranked above 20th. Prior to joining the Giants, he spent 1997 and 1998 as Philadelphia's quarterbacks coach. In 1997, the Eagles ranked second in passing and third in total offense in the NFC.



## COACHING STAFF

During his career, Payton has had particular success tutoring quarterbacks. Brees has thrived since arriving in New Orleans, as he holds or has tied a total of 26 club career, single-season and single-game records, 10 of them NFL marks. Since signing with the Saints, Brees has completed 4,240-of-6,276 attempts (67.6%) for 48,555 yards with 348 touchdowns and a 99.0 passer rating. He has led the NFL in passing yardage an NFL-record six times and has been selected to eight Pro Bowls.

Since his first year as a play-caller in 2000, every passer under Payton's guidance has thrown for over 3,000 yards. In addition to Brees since 2006, the three starting quarterbacks he worked with in Dallas—Drew Bledsoe in 2005, Vinny Testaverde in 2004 and Quincy Carter in 2003—all surpassed the milestone. While in New York, Giants QB Kerry Collins had 4,073 yards in 2002.

Payton wrapped two coaching stints at San Diego State University (1988-89 and 1992-93) around a stop at Indiana State (1990-91). During his second stretch with the Aztecs, Payton was running backs coach, working with Heisman Trophy runner-up Marshall Faulk before becoming quarterbacks coach.

Following the 1993 season, Payton moved to Miami (Ohio) (1994-95) where he was quarterbacks coach. He spent 1996 as quarterbacks coach at Illinois before entering the NFL with Philadelphia.


Payton earned a bachelor's degree in communications at Eastern Illinois, where as a quarterback he had 10,665 passing yards, then the third-highest total in NCAA Division I-AA history. The three-time *AP* All-American selection had professional stints with Chicago of the Arena Football League, Ottawa of the Canadian Football League and the Chicago Bears in 1987. Payton was inducted into the Eastern Illinois Hall of Fame in September of 2000 and had his jersey retired in a ceremony in September of 2010. He received an honorary doctorate from his alma mater in 2013.

Payton was born Dec. 29, 1963 in San Mateo, Calif., and raised in Naperville, Ill., Payton has a daughter, Meghan and a son, Connor.

**PLAYING CAREER:** Eastern Illinois, 1982-86; Chicago Bruisers (Arena Football League), 1987; Ottawa Rough Riders (CFL), 1987; Chicago Bears, 1987.

**COACHING CAREER:** San Diego State, 1988-89; Indiana State, 1990-91; San Diego State, 1992-93; Miami (Ohio), 1994-95; Illinois, 1996; Philadelphia Eagles, 1997-98; New York Giants, 1999-2002; Dallas Cowboys, 2003-05; New Orleans Saints (Head Coach), 2006-.





## DENNIS ALLEN

Defensive Coordinator



Now in his second stint in New Orleans, Dennis Allen will enter his first full season as the team's defensive coordinator in his seventh campaign with the club.

Allen's resume includes 20 years of coaching experience, including the last 14 in the NFL. In those 14 seasons, he has been a part of teams that have qualified for the playoffs six times, won four division crowns and captured Super Bowl XLIV.

After starting the 2015 season as the club's senior defensive assistant, Allen assumed defensive coordinator duties in Week 11. As New Orleans rallied to win three of their final four contests, Allen's unit contributed to finishing strong as the defense surrendered 34.3 total net yards per game below the overall season average, including 24.3 fewer yards per game in stopping the run. New Orleans also held opponents to a season-low 17 points in two of the final four contests. Working primarily with the secondary prior to being elevated to coordinator, a pair of Allen's pupils enjoyed impressive campaigns. CB Delvin Breaux developed throughout the season in his first NFL campaign, leading the team with three interceptions and 23 passes defensed, while often covering the opponent's top wide-out. S Kenny Vaccaro set career-highs with 136 tackles and three sacks.

Allen served as the head coach of the Oakland Raiders from 2012-14. In his second season, he guided a team that made significant improvement in several areas. Offensively, the Raiders ranked 12th in the NFL in rushing, moving up 16 spots in league rankings from 2012 and ranked sixth in yards per rush (4.6), improving 21 places in league rankings despite starting an NFL-high eight different offensive line combinations due to injury. The defense replaced nine starters, yet still improved in several categories. The defense recorded 38 sacks, 13 more than 2012, and tied for second in the NFL with 15 different players getting to the quarterback. The rush defense improved five spots from 18th in the NFL in 2012 to 13th in 2013, as they limited opposing offenses to just five runs of 20-or-more yards, tied for the fewest in the league, and kept opponents to less than two yards per carry three times. On special teams, the Raiders moved from the NFL's bottom-third to first overall in opponent gross punting (41.7), ranked third in opponent net punting (37.0) and fourth in opponent kickoff returns (20.4).

Allen coached the first four games of the 2014 regular season for the Raiders, during which he helped usher in a pair of rookies that went on to enjoy impressive campaigns in QB Derek Carr and LB Khalil Mack. The club's pass defense ranked fourth in the NFL.



## COACHING STAFF

In 2011, Allen served as defensive coordinator of the Denver Broncos. He led a defense that helped the Broncos win the AFC West division crown and advance to the AFC Divisional round with an AFC Wild Card game victory. The Broncos improved 12 spots over the previous year in overall defensive ranking and bettered their points allowed eight spots. The defense produced four Pro Bowl selections as rookie LB Von Miller joined CB Champ Bailey, S Brian Dawkins and DE Elvis Dumervil on the AFC squad. Miller tied the team's rookie record with 11.5 sacks en route to NFL Defensive Rookie of the Year honors and Dumervil also thrived under Allen, rebounding from injury to register 9.5 takedowns. The Broncos' 41 sacks as a team marked the unit's most since 2000.

During Allen's previous five-year tenure in New Orleans, he first served as assistant defensive line coach (2006-07) before being promoted to secondary coach (2008-10).

He was a part of a defensive coaching staff that engineered significant improvement from 2009-10 when the club went 24-8 in the regular season, qualified for the play-offs both times and captured Super Bowl XLIV. Under Allen's direction in 2010, the Saints secondary allowed an NFL-low 13 touchdown passes, while New Orleans ranked fourth in both opponent net yards per game (306.3) and pass defense (193.9 ypg.). They also registered top five rankings in opponent third down efficiency (34.5%) and opponent passer rating (75.3). S Roman Harper was selected to his second consecutive Pro Bowl, posting 100 tackles and three sacks, and CB Jabari Greer recorded two interceptions with one brought back for a touchdown.

In 2009, Allen tutored a secondary that played a key role in helping the Saints to the club's first Super Bowl victory. A revamped unit accounted for an NFL-high six interception returns for touchdowns and totaled 22 picks on the season with two of the four starters being selected to the Pro Bowl. Greer returned one pick for a touchdown. Harper led the unit with a career-high 127 tackles and added 1.5 sacks and two forced fumbles while being selected to his first Pro Bowl. CB Tracy Porter picked off Brett Favre and Peyton Manning in the fourth quarter in consecutive contests in the postseason, with his famous Super Bowl XLIV interception being brought back for a touchdown.

While serving as assistant defensive line coach from 2006-07, Allen helped develop a unit that ranked as one of the strengths of the Saints' defense. During that stretch, the defensive front combined for 48.5 sacks, 10 forced fumbles and 10 fumble recoveries and DE Will Smith was voted to the 2006 Pro Bowl.

Allen joined the Saints after a four-year stint with the Atlanta Falcons, where he spent his final two years as defensive assistant/quality control with an emphasis on working with the defensive line. Over the previous two seasons, he was in charge of defensive quality control while helping tutor the secondary.

Over his last two years in Atlanta, the Falcons' defense was paced by the play of the front four. In 2004, Atlanta led the NFL for the first time in club history with 48 sacks and the unit sent DE Patrick Kerney to the Pro Bowl. In 2005 DT Rod Coleman represented the club in the Pro Bowl and the Falcons notched 37 sacks.



## COACHING STAFF

In 2002, Allen's first year with the Falcons, he assisted in coaching the defensive backfield. Atlanta improved to 16th against the pass after ranking 30th the year before, and tied for third in the NFL with 24 interceptions.

Allen worked as the secondary coach for the University of Tulsa (2000-01) before heading to the NFL. Prior to his stint at Tulsa, Allen was on the coaching staff for four years (1996-99) at his alma mater, Texas A&M, as a graduate assistant working primarily with the school's secondary.

A native of Hurst, Texas, Allen earned four letters for Texas A&M as a safety from 1992-95 and started the final 21 games of his career. A highlight was his fourth-quarter interception that clinched an 18-9 victory over Texas in 1993, sending the Aggies to their third-straight Cotton Bowl. He collected Southwest Conference Defensive Player of the Week honors after intercepting two passes in a 36-14 win over Oklahoma in 1994.

Allen was signed as an undrafted free agent by the Buffalo Bills and competed in their training camp in 1996. Allen's father, Grady, played at Texas A&M and was a linebacker for the Falcons from 1968-72.

**PLAYING CAREER:** Texas A&M, 1992-95.

**COACHING CAREER:** Texas A&M, 1996-1999; Tulsa, 2000-01; Atlanta Falcons, 2002-05; New Orleans Saints, 2006-10, Denver Broncos, 2011, Oakland Raiders (Head Coach), 2012-14, New Orleans Saints 2015-.



## CHARLES BYRD

Assistant Strength and Conditioning



Charles Byrd enters his ninth year as a member of the Saints strength and conditioning staff. He assists Head Strength and Conditioning Coach Dan Dalrymple in implementing the team's year-round program.

Byrd is in his 11th season as a coach and ninth in the NFL after stints on the off-season and training camp rosters of the Cleveland Browns, Green Bay Packers, Washington Redskins and New York Giants from 2005-06 as a defensive back, while also playing for the Arena Football League's Las Vegas Gladiators in 2006. He started as a strength and conditioning intern at Miami University (Ohio) in 2006, becoming a graduate assistant in his final year with the Redhawks before coming to New Orleans.

Byrd graduated from Morehead State University with a bachelor's degree in uni-



## COACHING STAFF

versity studies, where he played in the secondary and as a kickoff returner from 2001-04. The Oxford, Ohio native earned Division I-AA Mid-Major All-America honors for two straight seasons. A team captain and three-year starter, he helped the Eagles to three consecutive Pioneer Football League Southern Division championships.

**PLAYING CAREER:** Morehead State, 2001-04; Las Vegas Gladiators (Arena Football League), 2006.

**COACHING CAREER:** Miami (Ohio), 2006-07; New Orleans Saints, 2008-



### DAN CAMPBELL

Assistant Head Coach/Tight Ends



Dan Campbell was named the Saints' assistant head coach/tight ends on Feb. 2, 2016. He brings 17 years of NFL experience, 11 as a player with four teams and six on the Miami Dolphins coaching staff. He joined the Saints after starting the 2015 season as the Dolphins' tight ends coach, then

serving as the club's interim head coach for the final 12 contests.

In 2015, Campbell took over a 1-3 Dolphins club that had lost three consecutive contests and immediately helped the team win their first two games under his supervision and finished 5-7, including a 20-10 win over the New England Patriots in the season finale. After Campbell took the head coaching reigns, Miami improved eight spots in the NFL rushing yards per game rankings with RB Lamar Miller gaining 741 of his 872 yards on the ground and all eight rushing touchdowns, finishing the season with 1,269 total yards from scrimmage and 10 touchdowns. Five Dolphins were selected to the Pro Bowl. QB Ryan Tannehill became the first Dolphins signal-caller to pass for at least 4,000 yards in consecutive seasons since Dan Marino (1984-86).

Prior to taking over Miami's interim duties, Campbell had tutored the Dolphins tight ends since 2011, initially joining the team in 2010 as a coaching intern following the conclusion of his 11-year NFL playing career. In 2014, Campbell's tight end unit was led by Charles Clay who posted 58 receptions for 605 yards and three touchdowns, while blocking for Miller's first 1,000 yard season as he and Tannehill combined to become the first duo in franchise history to produce a 1,000-yard rusher and 4,000-yard passer in a season. Fellow tight end Dion Sims recorded career highs in receptions (24), receiving yards (284) and touchdowns (two). In 2013, under Campbell's watch, Clay finished with 69 receptions for 759 yards and six touchdowns. In 2012, Campbell's unit was paced by Anthony Fasano, who posted a team-leading five touchdown receptions.



## COACHING STAFF

Campbell joined the Dolphins after 11 years of playing experience with the New York Giants (1999-2002), Dallas Cowboys (2003-05), Detroit Lions (2006-08) and Saints (2009). A third round selection of the Giants in the 1999 NFL draft, the former tight end appeared in a total of 114 games with 75 starts and caught 91 passes for 934 yards and 11 touchdowns.

The Clifton, Texas native attended Texas A&M where he was a four-year letter-winner and agricultural development major.

**PLAYING CAREER:** Texas A&M, 1995-98; New York Giants, 1999-2002; Dallas Cowboys, 2003-05; Detroit Lions, 2006-08; New Orleans Saints, 2009.

**COACHING CAREER:** Miami Dolphins, 2010-15; New Orleans Saints, 2016-.



## PETE CARMICHAEL

Offensive Coordinator



Pete Carmichael is in his eighth season as the Saints' offensive coordinator after tutoring the club's quarterbacks his first three years with the club. Throughout this time, he has been a key figure in the planning and preparations of an offensive attack that has been ranked first in the NFL in yardage

in five of the last 10 seasons and in the top six each campaign. During this period of Carmichael's tenure on the New Orleans coaching staff, the club's 10-year streak of finishing in the top 10 in offense is the third-longest since the 1970 AFL-NFL merger.

In 2015, Carmichael coordinated an offense that finished second in the National Football League (403.8 ypg.), with the club finishing first in net passing yards per game (310.6), third down efficiency (47.7%) and first downs (381). QB Drew Brees threw for an NFL-high 4,870 yards and 32 touchdowns with a 101.0 rating despite missing one game with a shoulder injury, becoming the first quarterback in league record books to lead or tie for first in passing yardage six times. Despite missing the last four games, RB Mark Ingram led the team with a career-high 1,074 total yards from scrimmage, with Tim Hightower picking up the slack after he was sidelined, gaining 454 yards and four touchdowns in the final four contests. Among wideouts, both Brandin Cooks and Willie Snead enjoyed breakout seasons. Cooks led the team in all three major receiving categories with 84 grabs for 1,138 yards and nine touchdowns. Snead secured a roster spot and made 69 catches for 984 yards and three touchdowns. In his first season as the club's featured tight end, Benjamin Watson set career-highs with 74 grabs for 825 yards, while tying a career-best with six touchdown receptions.

In 2014, Carmichael led an offense that finished first in the NFL in net yards



## COACHING STAFF

per game (411.4), third down efficiency (48.3%) and first downs (395). Brees was invited to his club-record eighth Pro Bowl as a Saint as he finished tied for the NFL lead in passing yardage (4,952). He also finished first in the NFL in completions (456) and second in completion percentage (69.2%) and tied for fifth in touchdown passes (33). TE Jimmy Graham led the team in both receiving and touchdowns with 85 catches for 889 yards and 10 touchdowns and Ingram led the team in rushing yards (964), total yards from scrimmage (1,109) and rushing touchdowns (nine), which was tied for third in the NFL. New Orleans saw four offensive players make the Pro Bowl in 2014: Brees, G Jari Evans, Graham and Ingram.

In 2013, the offense finished fourth in net yards per game (399.4) and finished second in passing offense (307.4 ypg.), third in third down conversion percentage (43.9%), fourth in first downs (359) and second in yards after the catch (2,576). Four players on offense (Brees, Evans, Graham and G Ben Grubbs) were selected to the Pro Bowl. Brees finished near the top of the NFL in virtually every passing category, completing 446-of-650 (68.6%) passes for 5,162 yards with 39 touchdowns and a 104.5 rating, as he became the first player to throw for 5,000 yards four times. Graham enjoyed one of the most prolific seasons for a tight end in NFL history, recording 86 receptions for 1,215 yards with a franchise-record 16 touchdowns. The 2013 Saints were also only the fifth NFL team to have four players with 65 or more catches (Graham-86, RB Pierre Thomas-77, WR Marques Colston-75 and RB Darren Sproles-71), as New Orleans did so for the second consecutive season.

In 2012, Carmichael called plays for a unit that finished first in the NFC and second in the NFL (410.9 ypg.) and ranked second in the conference and third in the league in scoring (28.8 ppg.). The Saints also compiled top-five NFL rankings in red zone touchdown percentage (68.4%), third down efficiency (44.0%) and first downs (352), supported by an offensive line with two Pro Bowl selections (T Jermon Bushrod and Evans) that surrendered only 26 sacks, tied for the league's third-lowest total. Brees threw for 5,177 yards and 43 touchdowns, both league bests. The wideout duo of Colston and Lance Moore each reached 1,000 yards.

In 2011, the Saints produced some of the best offensive numbers in league history as the team shattered several NFL and team records. After Head Coach Sean Payton suffered a leg injury in Week Six, Carmichael took over play-calling duties. New Orleans set NFL records in net passing yardage (5,347) and first downs (416) that have since been broken, while the marks for net yardage (7,474), completion percentage (71.3%), third down conversion rate (56.7%) and fewest fumbles (6) still stand. They also set a team mark and led the league in third down conversions (118). New Orleans finished with 547 points, the fourth-highest total in NFL history, and scored at least 45 points in four regular season games and one postseason contest, including three straight outputs of at least 45. Brees enjoyed one of the most prolific seasons by an NFL signal-caller as he completed 468-of-657 passes (71.2%) for 5,476 yards, 46 touchdowns and a 110.6 rating, breaking NFL records for yardage (since broken), completions, 300-yard passing games (13) and completion percentage. As the passing attack reached new heights, Graham had a club-record 99 receptions for 1,310 yards with 11 touchdowns. A run-



ning game that was ranked sixth in the NFL flourished behind an offensive line that featured three Pro Bowl selections (Bushrod, Evans and G Carl Nicks), in addition to Brees and Graham.

In 2010, the Saints finished third in the NFC and sixth in the NFL after averaging 372.5 yards of total offense, finishing third in the league in passing. The unit converted 48.8% of their third down conversions and ranked fifth in the NFL with 351 first downs.

In 2009, his first season with his new title, the Saints continued to compile impressive numbers on offense. The Saints finished in the top five in seven offensive categories, while also racking up an NFL-best 510 points. At least 45 points were scored four times, a fifth time in the postseason, with four straight outputs of at least 30 points. The Saints ranked first in the league with 6,461 net yards, then the third-best total in club history. The Saints' 348 first downs was the second-best total in 2009 league rankings. The Saints also finished ranked sixth in the NFL in rushing with 131.6 yards per game on 4.5 yards per carry. The offense continued to flourish in the postseason, averaging 35.6 points per game and scoring eight-of-nine times inside the red zone. Brees keyed the run, completing 70.6 percent of his passes and throwing eight touchdowns with a 117.0 rating. He was selected the Super Bowl XLIV MVP, as he led the Saints back from a ten-point deficit, completing 18 of his last 19 passes and engineering the fourth quarter game-winning drive.

In 2008, Carmichael's title was quarterbacks/passing game – with duties that included assisting in the pass routes, protection schemes and quarterback responsibilities. He tutored the signal-callers his first three seasons with the club. In 2008, the offense went on to rank No. 1 in the NFL in passing, and Brees threw for 5,069 yards.

Carmichael has worked closely with Brees since both arrived in New Orleans in 2006, while virtually all of the franchise's career, single-game and single-season passing records have fallen. Brees has led the NFL or tied for the lead in passing yardage an NFL-record six times, set the league record for completion percentage twice and has thrown for a club-record 348 touchdowns over the last ten seasons.

Carmichael brings the perspective of having a wide range of coaching experiences, including working with nearly every position group on offense during his career. With the Chargers, he assisted wide receivers coach James Lofton for an offense that ranked 10th in the NFL in 2004 and 2005. Carmichael joined the Chargers in 2002 and served as offensive assistant/quality control coach until being promoted.

In 2001, Carmichael was quality control coach for the Washington Redskins, and in 2000, he was the tight ends coach and offensive assistant for the Cleveland Browns. From 1995-99, Carmichael was the quarterbacks coach at Louisiana Tech, and during his tenure the Bulldogs' signal-callers broke almost every school passing record. He began his coaching career as the assistant offensive line coach at the University of New Hampshire in 1994, with the Wildcats winning the Yankee Conference championship.



## COACHING STAFF

Born Oct. 6, 1971 in Framingham, Mass., Carmichael attended Medway (Mass.) High School where he played football and baseball. He went on to a collegiate playing career in baseball and was a four-year letterman at Boston College. As a senior, Carmichael was a team captain and Most Valuable Player. He graduated with a degree in mathematics in 1994.

**COACHING CAREER:** New Hampshire, 1994; Louisiana Tech, 1995-99; Cleveland Browns, 2000; Washington Redskins, 2001; San Diego Chargers, 2002-05; New Orleans Saints, 2006-.



## RONALD CURRY

Offensive Assistant



Ronald Curry enters his first season with the New Orleans Saints as an offensive assistant. Entering his 11th season in the NFL overall, Curry spent the last three campaigns as a member of the San Francisco 49ers coaching staff and also enjoyed a seven-year NFL career as a

wideout for the Oakland Raiders.

In his three years with the 49ers, Curry served as wide receivers coach in 2015 and as an offensive assistant working with the wideouts from 2013-14. In 2015, Anquan Boldin recorded at least 65 receptions for the fourth consecutive season and Torrey Smith led the National Football League in yards per catch (20.1). From 2013-14, Boldin became the first player in 49ers history to reach 1,000 receiving yards in each of his first two seasons with the team and the first 49ers receiver to eclipse the mark in back-to-back seasons since Terrell Owens from 2002-03.

Prior to joining the 49ers staff, Curry spent three years at Mooresville Christian Academy in Mooresville, NC, as the athletic director and head football coach.

Curry, a veteran of a seven-year NFL playing career, was originally selected in the seventh round (235th overall) by the Oakland Raiders in the 2002 NFL Draft. He played in 76 career games with 32 starts and registered 193 receptions for 2,347 yards and 13 touchdowns.

While with Oakland, Curry learned the intricacies of the wide receiver position from Hall of Famers Fred Biletnikoff (2003-06) and James Lofton (2008).

A four-year starter at the University of North Carolina (1998-2001), where he played quarterback, Curry left Chapel Hill with school records of 4,987 passing yards and 6,236 yards of total offense in his career. In the 2001 Peach Bowl against Auburn, Curry earned offensive Most Valuable Player honors. The year




## COACHING STAFF

prior, Curry was voted Tar Heels Offensive MVP as a junior, where he registered 2,325 passing yards and 11 passing touchdowns. Curry was a two-sport athlete at UNC, as he was also the starting point guard on the school's 1998-99 and 2000-01 basketball teams. He played with Packers LB Julius Peppers on both the football and basketball teams.

A native of Hampton, Va., Curry was an All-American in football and basketball in high school.

**PLAYING CAREER:** North Carolina, 1998-2001; Oakland Raiders, 2002-08.

**COACHING CAREER:** Mooresville Christian Academy (Head Coach), 2010-12; San Francisco 49ers, 2013-15; New Orleans Saints, 2016-.



## DAN DALRYMPLE

Head Strength and Conditioning



By designing extensive and innovative workout programs – crafted to the needs of every player as well as the demands of each position group – Strength & Conditioning Coach Dan Dalrymple has been a key member of the Saints organization since arriving in 2006. His responsibilities and influence both in the weight room and on the field remain constant throughout the entire year.

The efforts of Dalrymple and his staff have played a key role in the club's success over the past 10 seasons. His routines, focused on building and maintaining strength and stamina while minimizing injuries, have paid dividends for the Saints. Since 2006, New Orleans has put together 12 winning streaks of three games or more, including a franchise-record 13-game win streak in 2009. 17 players have been selected to the Pro Bowl during his tenure, 12 for the first time in their careers.

Throughout his tenure, Dalrymple's teams have traditionally finished strong. In 2009's Super Bowl XLIV Championship season, evidence of the conditioning of the club was their stamina throughout games, as they outscored opponents 139-48 in the fourth quarter, finishing first in the NFL in both points scored and allowed in the final period. He was named as the recipient of the Cybex Professional Strength and Conditioning Coach of the Year award by the Professional Football Strength and Conditioning Coaches Society and the Samson Strength and Conditioning NFL Coach of the Year award from *American Football Monthly*.

Prior to joining the Saints, Dalrymple spent the previous 17 seasons in a similar capacity at Miami University (Ohio), including the last 16 as director of athletic



## COACHING STAFF

conditioning, a program he built from its foundation. While the football team was a focus of his efforts, Dalrymple and his staff created workout regimens for every athletic program. He was promoted with the additional title of assistant athletic director in 2003. At Miami, he was a coaching colleague of Saints Head Coach Sean Payton from 1994-95.

Dalrymple has been certified by the National Strength & Conditioning Association since 1991 and has been honored as a finalist for the organization's coach of the year in 1995, 1997, 1999, 2003 and 2006. He's one of only three NFL coaches in his field to be certified by the Collegiate Strength & Conditioning Coaches Association as a Master Strength & Conditioning Coach.

Dalrymple has earned two certifications for USA Weightlifting that designate him as qualified to work with athletes in Olympic weightlifting and as a sports performance specialist.

After taking over the supervision of Miami's strength and conditioning program in 1989, the football program posted a 116-72-9 record, had a streak of 12-straight winning seasons and went to bowl games in 2003 and 2004.

For the Saints, Dalrymple couples his intense work ethic and a constant evolution of his approach with a lengthy background in football.

A 1988 graduate of Miami, Dalrymple was a four-year starter (1983-86) as an offensive lineman and was a first-team All-MAC selection his final two seasons, also earning honorable mention All-America accolades. He was one of three captains of the 1986 conference champion team. Dalrymple was later honored as one of five linemen on the Cincinnati Enquirer's All-20th Century Miami football team and was elected to the school's Hall of Fame in 2002.

After his college career and attending training camp with the Seattle Seahawks, Dalrymple returned to his alma mater as a student assistant coach in 1987. He served as a graduate assistant the following year before being promoted to offensive line and strength coach in 1989. He was named strength & conditioning coordinator in December of that year.

In 2011, Dalrymple co-authored his first book, "The Athletic Body Puzzle-The Guide For Parents And Coaches."

**PLAYING CAREER:** Miami (Ohio), 1983-86.

**COACHING CAREER:** Miami (Ohio), 1987-2005; New Orleans Saints, 2006-.





## PETER GIUNTA

Senior Defensive Assistant



Peter Giunta (pronounced GEN-ta) was named as a Saints senior defensive assistant on February 1, 2016. He's a 35-year coaching veteran, including 25 years of experience in the NFL with three Super Bowl Championships.

Giunta served as the secondary/cornerbacks coach of the New York Giants from 2006-14, a period when New York captured two Super Bowl titles. With the Giants, he was at the forefront in the development of several young cornerbacks, while also experiencing success with veterans.

During his tenure in New York, the Salem, Mass. native was pivotal in the development of several cornerbacks who contributed to the Giants winning two Super Bowls. Former LSU standout Corey Webster developed into an eight-year starter under Giunta's watch in New York and recorded 22 interceptions and four fumble recoveries in the regular season and postseason, including recording three takeaways in the 2007 playoffs all the way to a Super Bowl title. Webster's pick of a Brett Favre pass set up the Giants' game-winning field goal in overtime of the NFC Championship Game in Green Bay. In 2011, Webster opened all 20 regular season and postseason contests. Aaron Ross, the club's first round draft pick in 2007, was inserted into the starting lineup midway through his rookie campaign and he delivered with three interceptions including one brought back for a score. Ross returned to the starting lineup in 2011 and finished tied for second on the team to Webster (six) with a career-high four picks. Most recently, Giunta was instrumental in the development of Prince Amukamara, the team's first round draft pick in 2011, who despite missing the last eight games with a biceps injury in 2014, had set a career-high with three interceptions through the first eight contests. In 2009, Terrell Thomas led the team with five interceptions, one returned for a touchdown, as New York ranked ninth in opponent net passing yards per game. Thomas was selected to the *USA Today* All-Joe Team.

Prior to joining the Giants, Giunta was Kansas City's defensive backs coach from 2001-05. In 2003, S Jerome Woods earned his first career Pro Bowl berth under his guidance, an impressive feat considering the fact that he missed the 2002 campaign with a broken leg. The Chiefs registered 25 interceptions to rank third in the NFL that season, as S Greg Wesley and CB Dexter McLeon paced the team with six picks apiece.

Giunta joined the Chiefs after spending four seasons (1997-2000) with the St. Louis Rams, including the last three as that club's defensive coordinator. Giunta served as the Rams' assistant head coach under Dick Vermeil in 1998-99, after originally joining the staff as defensive backs coach in 1997.



## COACHING STAFF

As defensive coordinator, Giunta was responsible for the resurgence in the St. Louis defense which helped spark the club's unexpected run to a world championship in 1999. Those efforts culminated with a 13-3 regular season record and a 23-16 victory over the Tennessee Titans in Super Bowl XXXIV. Giunta's unit led the league in rush defense in 1999, allowing just 74.3 yards per game, while ranking fourth in scoring defense (15.1 points per game) and sixth in total defense (293.6 yards per game).

The Rams' 1999 defense led the conference and was second in the league with 29 interceptions. CB Todd Lyght led the way, tying for the league lead with six picks, earning his initial Pro Bowl berth in the process. St. Louis was also opportunistic, returning nine takeaways (seven interceptions and two fumbles) for touchdowns in 1999. Those turnovers were due in large part to a Rams pass rush which racked up 57.0 sacks, a figure which tied for the league lead. The sack brigade was headlined by Pro Bowl DE Kevin Carter, who led the NFL with 17.0 takedowns.

Giunta's long had a reputation for getting the most out of defensive backs. In 2000, McLeon intercepted eight passes, a total which was surpassed only by one player. In Giunta's first season as defensive coordinator in 1998, St. Louis ranked third in the NFL in passing defense, allowing 176.9 yards per game. With Giunta serving as defensive backs coach in 1997, the Rams were second in the league with 25 interceptions, including an NFL-high nine by CB Ryan McNeil.

Prior to his stint with the Rams, Giunta spent two seasons as defensive backs coach for the New York Jets. In 1995, the Jets led the league in pass defense (171.3 yards per game). Giunta was instrumental in the development of current Saints Secondary Coach Aaron Glenn, who would go on to be a three-time All-Pro and Pro Bowl selection.

Giunta entered the NFL as the defensive backs coach in Philadelphia from 1991-94. In 1991, the Eagles defense ranked first in the league in passing defense (150.8 yards per game), rushing defense (71.0 yards per game) and total defense (221.8 yards per game). That marked just the fifth time in NFL history and the first time since 1975 that a single team led the league in all three of those defensive categories. No team has equaled that feat since the 1991 Eagles.

Giunta's 10 seasons in the college ranks began at Penn State (1981-83). He was a defensive assistant his first year before coaching the tight ends in his final two seasons. While he was at Penn State, the Nittany Lions won the 1982 National Championship with a 27-23 victory over Georgia in the Sugar Bowl. Penn State won three bowl games during Giunta's tenure.

Following Penn State, Giunta moved to Brown (1984-87), where he coached both the tight ends and wide receivers before becoming the offensive coordinator (1986-87). He then joined the staff at Lehigh (1988-90), where he was responsible for the tight ends and wide receivers.

After a four-year playing career as a defensive back and running back at North-



eastern (1974-77), Giunta began his coaching career in Massachusetts, where he was an assistant coach at Swampscott High School from 1978-80.

**PLAYING CAREER:** Northeastern, 1974-77.

**COACHING CAREER:** Swampscott (Mass.) High School, 1978-80; Penn State, 1981-83; Brown, 1984-87; Lehigh, 1988-90; Philadelphia Eagles, 1991-94; New York Jets, 1995-96; St. Louis Rams, 1997-2000; Kansas City Chiefs, 2001-05; New York Giants 2006-14; New Orleans Saints, 2016-.



## AARON GLENN

Secondary



Aaron Glenn brings 19 years of playing, front office and coaching experience to the Saints staff in his first season as an assistant in New Orleans.

From 2014-15, Glenn served as the assistant secondary coach with the Cleveland Browns. In a 2015 campaign where Pro Bowl CB Joe Haden played in only five games due to injuries, Cleveland's secondary was led by veterans in S Donte Whitner and CB Tramon Williams, who led the defensive backfield with 81 and 69 tackles respectively.

In 2014, Glenn worked with a Cleveland secondary that garnered Pro Bowl honors from S Tashaun Gipson, Haden and Whitner, marking the first time in team history that three defensive backs were selected to the Pro Bowl. The Browns led the NFL in opponent passer rating (74.1), completion percentage (57.1) and passes defended (99). Cleveland finished second in the league with 21 interceptions, the team's highest total since 2008. They also finished ranked fifth in the league in opponent yards per pass attempt (6.44), fifth in red zone defense (46.3) and ninth in points per game (21.1). Cleveland was also the only team to have two players with at least 18 passes defended, as Haden led the team and finished second in the league with 20, while CB Buster Skrine tied for fourth with 18. Despite missing the final five games, Gipson finished second in the NFL with six interceptions, the most by a Brown since 2010.

Before joining the Browns, Glenn spent two seasons (2012-13) in the New York Jets front office. He served as a college area scout in 2013 after a season as a pro personnel scout.

A first-round pick (12th overall) by the Jets in 1994 out of Texas A&M, Glenn started 176 of his 205 career games during his tenure with New York (1994-2001), Houston (2002-04), Dallas (2005-06), Jacksonville (2007) and New Or-



## COACHING STAFF

leans (2008). A three-time Pro Bowler (1997-98, 2002), he recorded 661 career tackles, 41 interceptions and 167 passes defended. Glenn scored eight career touchdowns, including six interception returns, a 96-yard kickoff return and a 104-yard return on a missed field goal.

Glenn earned a degree in business management from Texas A&M, where he was a two-time All-American, departing as the school's all-time leader in passes defended in a season (20), season punt-return average (19.9) and punt return yards in a game (131). In 2003, he established the Aaron Glenn Foundation, which supports education and health initiatives for families and children.

**PLAYING CAREER:** Navarro (Texas) JC, 1990-91; Texas A&M, 1992-93; New York Jets, 1994-2001, Houston Texans, 2002-04; Dallas Cowboys, 2005-06; Jacksonville Jaguars, 2007; New Orleans Saints 2008.

**COACHING CAREER:** Cleveland Browns, 2014-15; New Orleans Saints, 2016-.



## BILL JOHNSON

Defensive Line



A key member of the Saints defensive coaching staff, Bill Johnson possesses a long history of developing the skills of top-notch defensive linemen throughout his coaching career. Now in his 36th year in the profession and his 16th NFL season, the Louisiana native arrived in New Orleans in

2009 after a two-year stint in Denver.

In 2015, Johnson brought along a young defensive line with only one starter over 26 years of age led by defensive team captain Cameron Jordan. He helped Jordan, a first round pick in 2011, become only the ninth player in team history with multiple seasons with double-digit sacks (10), as he also led the club with two fumble recoveries on the way to his second Pro Bowl selection. The club's starting defensive tackle duo of John Jenkins and Kevin Williams combined for 109 tackles. Johnson also tutored a pair of rookies that turned in impressive starts to their careers. Tackle Tyeler Davison, one of the club's fifth round draft picks, appeared in all 16 games with five starts and posted 26 tackles and 1.5 sacks. End Bobby Richardson, one of three undrafted free agents to make the club's 53-man roster out of the preseason, played in 15 games with 11 starts and tied with Jenkins for the defensive line lead in tackles (66).

In 2014, Jordan led the line and finished second on the team with 7.5 sacks and added an interception and one fumble recovery. In 2013, Johnson helped oversee an alignment change up front, as Jordan and Akiem Hicks enjoyed career-best seasons, powering a defense that improved in league rankings to fourth in the



## COACHING STAFF

NFL in both opponent yards per game and scoring defense. Jordan was selected to his first career Pro Bowl as he led the New Orleans pass rush, notching a career-high 12.5 sacks, ranked fifth in the NFL, while recovering two fumbles to tie for sixth in the league. In his first full season as a starter after moving from defensive tackle to defensive end, Hicks finished with 4.5 takedowns.

In 2012, Johnson tutored a line anchored by the duo of ends in Jordan and Will Smith. He helped Jordan post a team-best eight sacks, while also leading the defensive line with 76 tackles (54 solo), three forced fumbles and two fumble recoveries. Smith ranked second on the club by chipping in six takedowns and adding one fumble recovery.

In 2011, the defensive front helped the Saints improve from 16th to 12th in the NFL in run defense. Smith led the line with 6.5 sacks (second on the team) and two forced fumbles. In 2010, the front four played an important role in a defense that improved from 25th in the NFL to fourth in yardage and from 20th to seventh in opponent points per game.

The line thrived under Johnson's approach in 2009. Smith finished fifth in the NFL with a career-high 13 sacks. The front four was the first line of defense for a unit that finished second in the NFL in red zone touchdown percentage (39.3).

Johnson tutored the Broncos line from 2007-08. He coached a unit that in 2007 tied for second in the NFL with nine takeaways. Defensive end Elvis Dumervil tied for sixth in the league with 12.5 sacks.

During his six-year tenure as line coach with Atlanta from 2001-06, Johnson oversaw a unit that helped the club post 242 sacks. Atlanta twice ranked in the top 10 in fewest yards allowed and fewest yards per carry (2004, 2006). The Falcons also had a pair of Pro Bowlers up front under Johnson's direction, including end Patrick Kerney and tackle Rod Coleman.

Coleman was selected to the Pro Bowl in 2005, and his 28 sacks from 2004-06 were the most by a defensive tackle in the NFL over that span. Kerney was voted to the Pro Bowl in 2004, and the defensive end had 53 sacks under Johnson's tutelage from 2001-06, notching at least 10 takedowns in three seasons.

Atlanta reached the NFC Championship Game in 2004, with Johnson's line leading the NFL in sacks (48) for the first time in franchise history. The Falcons also ranked eighth in the NFL in run defense. Kerney had a career-high 13 sacks and Coleman led all defensive tackles with 11.5.

Johnson jumped to the NFL and joined the Falcons in 2001 after a one-year stint at Arkansas working with the line, his second time coaching at the school. That season with the Razorbacks closed a 21-season stretch as a college assistant.

The longest coaching tenure of his career was at Texas A&M, where Johnson served as defensive line coach for eight seasons (1992-99) under Head Coach R.C. Slocum. The Aggies earned three conference championships during those



## COACHING STAFF

years, went to six bowl games and finished in the top 10 three times. Nine defensive linemen under his instruction were selected in the NFL Draft, including Sam Adams, a consensus All-American in 1993 and the eighth overall pick by the Seattle Seahawks in 1994.

Johnson came to Texas A&M after coaching the defensive lines at Arkansas (1990-91) and Louisiana Tech (1988-89). In 1987, he served as a graduate assistant at the University of Miami under head coach Jimmy Johnson, working primarily with the linebackers on a team that went 12-0 and was voted National Champions. Prior to joining the Hurricanes, Johnson spent two years as an assistant at McNeese State University coaching the school's outside linebackers in 1986 and its defensive line the year before.

He entered the coaching profession as a graduate assistant at his alma mater, Northwestern State University, in 1980 and served in that capacity for two seasons before coaching defensive ends/linebackers at the school from 1982-84.

Johnson was a four-year letterman and two-year starter at Northwestern State after a standout prep career at Neville High School in Monroe, La.

**PLAYING CAREER:** Northwestern (La.) State, 1976-79.

**COACHING CAREER:** Northwestern (La.) State, 1980-84; McNeese State, 1985-86; Miami (Fla.), 1987; Louisiana Tech, 1988-89; Arkansas, 1990-91, 2000; Texas A&M, 1992-99; Atlanta Falcons, 2001-06; Denver Broncos, 2007-08; New Orleans Saints, 2009-.



## STAN KWAN

Assistant Special Teams



Stan Kwan enters his fourth season with the New Orleans Saints as assistant special teams coach. It is Kwan's 26th year as an NFL coach and he will again assist coordinator Greg McMahon in all aspects of coaching the Saints' special teams units.

In 2015, the Saints special teams unit provided a spark in several games. The punt return game was effective as Kwan helped McMahon tutor rookie RB/RS Marcus Murphy, who returned the first punt for a touchdown by a Saint since 2011. The units also blocked a punt and recovered it for a touchdown, blocked two kicks, returning one for the first defensive two-point conversion since the NFL's 2015 rules change and also picked off a two-point conversion attempt. In Week Seven, a 24-yard completion from holder Luke McCown to TE Benjamin Watson to the Colts one-yard line on a fake field goal attempt set up a touchdown. After joining

## COACHING STAFF

the Saints in Week Eight, K Kai Forbath made two game-winning field goals in his 10 games with New Orleans last season.

Kwan joined the Saints after spending three seasons (2010-12) in the same capacity with the Buffalo Bills. In 2012, the Bills ranked first in the NFL in punt return average (17.1 avg.) with two touchdowns and were fourth-best in kickoff return average (27.0 avg.). In 2011, the Bills kickoff coverage units held opponents to 20.4 yards per return, the best in the NFL. The punt return unit finished tied for tops in the AFC and third in the NFL (12.7 avg.).

Kwan joined the Bills after six seasons with the Detroit Lions. In his second stint with Detroit from 2004-09, the unit blocked 16 kicks, second-most in the NFL over the six-year time span. Kwan served as Detroit's special teams coordinator from 2008-09. In 2009, the Lions ranked fifth in the NFC in average drive start (27.0) and tied for fourth in the NFL with three special teams turnovers. In 2008, the Lions had an NFL-high five special teams turnover recoveries, with their plus four turnover margin also leading the league. The kickoff coverage unit allowed the league's fourth-lowest average drive start following kickoffs (25.5) and ranked second in the NFL in percentage of drives forced inside the 20-yard line following kickoffs (23.8).

Prior to joining Detroit for his second stint with the club in 2004, Kwan served as a special teams assistant/defensive quality control coach for the Arizona Cardinals from 2001-03. He spent 1997-2000 with the Lions as an offensive and special teams assistant. He entered the NFL in 1991 as a coaching assistant with the San Diego Chargers. He served as an offensive and special teams assistant with the Chargers from 1991-1996.

Kwan played baseball at San Diego State University for three years and earned his bachelor's degree in criminal justice. Prior to attending San Diego State, he spent one year at South Mountain Community College in Phoenix where he was the first freshman to be named captain of the baseball team. Kwan attended Phoenix Camelback High School where he set school career records for batting average, runs scored, stolen bases, on-base percentage and walks. In his junior year, Camelback was the top-ranked team in the state and was ranked 16th in the nation. He earned all-state honors twice as a shortstop and doubled as the school's quarterback, where he set the school single-game passing record (327 yards).

**COACHING CAREER:** San Diego Chargers, 1991-96; Detroit Lions, 1997-2000; Arizona Cardinals, 2001-03; Detroit Lions, 2004-09; Buffalo Bills, 2010-12; New Orleans Saints, 2013-.





## JOE LOMBARDI

Quarterbacks



Joe Lombardi rejoins the New Orleans Saints coaching staff in 2016 as the team's quarterbacks coach. Lombardi, who spent the last two seasons as the offensive coordinator of the Detroit Lions, returns to New Orleans after serving on the club's coaching staff from 2007-13, the last five tutoring the quarterbacks.

In 2014 under his supervision, Detroit's offense gained 5,452 total net yards, which was then the eighth-highest total in franchise history. WRs Calvin Johnson (1,077) and Golden Tate (1,331) became only the sixth Lions receiving duo to reach 1,000 receiving yards in the same season. QB Matthew Stafford led the Lions to five victories when trialing or tied in the fourth quarter or overtime as Detroit finished 11-5 and qualified for the playoffs for the first time since 2011.

Drew Brees thrived under Lombardi's guidance from 2009-13, completing 2,147-of-3,149 passes (68.2%) for 24,823 yards with 195 touchdowns, only 78 interceptions and a 102.1 rating. He was named to the Pro Bowl each of those seasons. During Lombardi's tenure as his position coach, Brees also carried an NFL-record 54 game streak with at least one touchdown pass from 2009-12 and also set the league's single-season completions (468) and completion percentage record (71.2%) in 2011, both of which still stand. Brees enjoyed his most prolific season in 2011 under Lombardi's supervision, when he completed 468-of-657 passes for what was then an NFL-record 5,476 yards with 46 touchdowns and a 110.6 passer rating. As an offensive assistant from 2007-08, he was heavily involved in the preparation of the quarterbacks and passing attack as well, having worked closely with offensive coordinator Pete Carmichael. Lombardi also stepped in for a brief stint as the running backs coach near the end of 2008.

He arrived in New Orleans with extensive coaching experience on both sides of the ball, most recently serving as defensive assistant for the Atlanta Falcons in 2006. While in that role, Lombardi worked with a defensive line that combined for 25.5 sacks.

He was the offensive coordinator and quarterbacks coach from 2002-05 at Mercyhurst College, while also serving as recruiting coordinator.

In 2001, Lombardi coached tight ends and running backs for the XFL's New York/New Jersey Hitmen. In 2000, he tutored the defensive line and served as strength & conditioning coordinator at Bucknell University.

He coached both the tight ends and tackles at the Virginia Military Institute in



## COACHING STAFF

1999 after opening his coaching career at the University of Dayton, where he was responsible for the defensive line from 1996-98. The Flyers won 20-straight games during his tenure.

Lombardi – the grandson of legendary coach Vince Lombardi – is a 1994 graduate of the United States Air Force Academy, where he earned three letters as a tight end and one in lacrosse.

**PLAYING CAREER:** Air Force, 1991-93.

**COACHING CAREER:** Dayton, 1996-98; Virginia Military Institute, 1999; Bucknell University, 2000; New York/New Jersey Hitmen (XFL), 2001; Mercyhurst College, 2002-05; Atlanta Falcons, 2006; New Orleans Saints, 2007-13; Detroit Lions, 2014-15; New Orleans Saints, 2016-.



## GREG McMAHON

Special Teams Coordinator



Now entering his ninth season as the Saints special teams coordinator and 11th campaign with the club overall, Greg McMahon's tenure in New Orleans has been defined by solid performances by the kicking game, the coverage units and the returners.

With McMahon stressing opportunistic play over the last eight seasons, the Saints have recovered 15 fumbles on special teams, scored 12 touchdowns – including seven on punt returns – and blocked three punts, five field goals and three extra points. Since 2008, New Orleans has been ranked in the top 10 in kickoff return average three times.

Under McMahon's tutelage, 2015 proved to be a productive one for the Saints special teams units. On Sept. 27, rookie RB/RS Marcus Murphy took a punt back 74 yards for a touchdown, the club's first brought back for a score since 2011. Murphy's punt return average (9.3) ranked 12th in the NFL. The units also blocked a punt and recovered it for a touchdown, blocked two kicks, returned a blocked kick for the first defensive two-point conversion since the NFL's 2015 rules change and also picked off a two-point conversion attempt. LB Michael Mauti produced the blocked punt he recovered for a touchdown and also led the team with 12 stops. The kicking game proved to be the difference in two games, with K Kai Forbath kicking the Saints into the win column on Nov. 1 vs. the New York Giants on his 50-yard game-winner, and in the season finale against Atlanta thanks to a 30-yard game-winner. Forbath also set a career and team record on Nov. 29 at Houston, drilling a 57-yarder near the end of the first half that was a career-long, the third-longest in club history and the longest on the road in team record books.





In 2014, New Orleans' punt coverage units ranked first in the NFL in opponent punt return average (4.1), setting a club record. Since the club drafted P Thomas Morstead in 2009, he's evolved into one of the league's top punters, with his 46.8 gross punting and 41.0 net punting averages both ranked first in club history over that period. 2014 was no exception, as Morstead finished second in the NFL in net punting average (42.9). K Shayne Graham drilled 19-of-22 field goal attempts.

In 2013, McMahon directed his coverage units to rank seventh in the NFL in opponent punt return average (7.5). Morstead finished third in the NFL in net punting average (42.3) and tied for fourth in touchbacks on kickoffs. The Saints won two regular season games and one postseason contest on game-winning field goals at the end of regulation.

In 2012, Morstead was selected to his first Pro Bowl and named a second-team *Associated Press* All-Pro, as he set club records in both gross (50.1) punting average and net (43.2) punting average. Morstead's net figure, ranked second in the NFL, is now ranked fourth all-time in NFL history. Rafael Bush led the team with 15 tackles, while also recovering a fumble.

In 2011, McMahon guided the special teams units to one of their best seasons since taking over as coordinator as the club finished eighth in the *Dallas Morning News* special teams rankings. Morstead finished second in the NFC and fourth in the NFL with a 48.3 gross punting average and second in the league with a 43.1 net average. Morstead also ranked first in the league with an NFL-record 68 touchbacks. K John Kasay ranked second in the NFL in scoring among kickers and set a team record with 147 points. Darren Sproles made an immediate impact on the return units, handling both punt and kickoff return duties as part of a season where he set an NFL record with 2,696 all-purpose yards. He averaged 10.2 yards on punt returns with one touchdown and ranked third in the NFC and sixth in the league on kickoff returns. McMahon's coverage units ranked fifth in the NFL in opponent punt return average, allowing only 6.2 yards per return.

McMahon fostered improvement out of both K Garrett Hartley and Morstead in 2010. In his first full NFL season, Hartley made his final 10 field goal attempts and 15-of-his-last-16. The punter enjoyed a solid campaign, finishing sixth in the NFL with a 45.9 gross average. The Saints were only one of four NFL teams to not allow a blocked kick or give up a special teams score.

The kicking game played a crucial role in the 2009 championship campaign. The club finished fourth in the league in kickoff return average (24.4) as Courtney Roby had the first touchdown return by a Saint since 2004. In the postseason, Reggie Bush had an 83-yard punt return for a touchdown to break open the NFC Divisional Playoff vs. Arizona.

While the coverage units recovered three fumbles, the most improved group were the specialists. Hartley, who made the first 16 field goal attempts of his career, setting what was an NFL record for most consecutive makes to start, came through in the clutch twice in the postseason. His 40-yard field goal in overtime of the NFC Championship game sent the Saints to the Super Bowl. Hartley then



## COACHING STAFF

became the first kicker in Super Bowl history to boot three field goals of 40-or-more yards. Morstead, the club's fifth round draft choice, was the first Saints punter to capture NFC Special Teams Player of the Week twice in the same season. In Super Bowl XLIV, he successfully executed an onside kick at the start of the second half that brought possession back to New Orleans.

In McMahon's first season as coordinator in 2008, New Orleans finished as one of only four teams to rank in the top 10 in both punt return average (fourth) and kickoff return average (eighth). Bush scored on two punt returns vs. Minnesota to tie an NFL record. Hartley, an undrafted rookie at the time, started his field goal streak by making all 13 attempts.

McMahon served as assistant special teams coach for his first two years in New Orleans, following a one-year stint as tight ends/special teams coach at East Carolina. In 2005, the Pirates finished in the top 20 in the nation in field goal accuracy and had a pair of solid return men. McMahon also tutored tight ends as part of a staff that directed ECU to the fourth-highest passing total in school history.

He spent 13 years at the University of Illinois (1992-2004), working with the special teams units and tight ends and receivers. In 1997, McMahon took on supervision of the kicking game for the Illini. His efforts were integral in Illinois making four bowl appearances and twice appearing in the final national rankings, and in 2001 the school finished 10-2 and captured the Big Ten title.

Based on the records his units established, the play of the special teams during McMahon's years at Illinois are unmatched in school history. Illinois blocked 16 kicks from 2001-04 and accounted for nine touchdowns. Players under his direction included the school leaders in career punting average, single-season scoring and all-time punt return yardage.


McMahon came to Illinois in 1992 from Nevada-Las Vegas where he spent two years as special teams coordinator as well as coaching offensive tackles and tight ends. He has also had stints with Valdosta (Ga.) State, Southern Illinois, North Alabama, Minnesota and his alma mater Eastern Illinois.

As a defensive back at Eastern Illinois, he was a member of two teams that played for the NCAA Division II National Championship. The Panthers won the title in 1978 and again went to the championship game two years later. McMahon earned a degree in psychology from EIU in 1982.

**PLAYING CAREER:** Eastern Illinois, 1978-81.

**COACHING CAREER:** Eastern Illinois, 1982; Minnesota, 1983-84; North Alabama, 1985-87; Southern Illinois, 1988; Valdosta State, 1989; Nevada-Las Vegas, 1990-91; Illinois, 1992-2004; East Carolina, 2005; New Orleans Saints, 2006-.





# JASON MITCHELL

Director of Coaching Administration




Entering his 10th year in New Orleans, Jason Mitchell enters his third season as Director of Coaching Administration with the Saints in 2016. He is responsible for assisting Head Coach Sean Payton in organizing football operations for the club. Mitchell manages several elements of Payton's off-field agenda, involving the day-to-day schedule, player and staff communications and the football calendar, including offseason programs, mini-camps and training camp.

A member of the club's player personnel department for his first seven seasons, Mitchell evaluated players from colleges throughout the Midwest as an Area Scout in 2013. Serving as the club's College Scouting Coordinator from 2007-12, Mitchell was responsible for maintaining the day-to-day operations of the college scouting department. He was also involved in the scouting and evaluation of college players nationally.

The Cresskill, N.J. native came to New Orleans after serving as the Director of External Operations at Rutgers University from 2005-07, after serving as an undergraduate Recruiting Assistant for the Scarlet Knights from 2001 until his graduation. He graduated from Rutgers University with a bachelor's degree in sports management in 2005.

**COACHING CAREER:** New Orleans Saints, 2014-



# JOHN MORTON

Wide Receivers



John Morton, a 13-year NFL veteran who also coached at the collegiate level for five years, brings his expertise to tutor the Saints wideouts for a second season.

Morton rejoined the Saints in 2015, after serving as the club's offensive assistant/passing game coach in 2006, when they advanced to the NFC Championship Game. His efforts with a youthful group that included Brandin Cooks, Willie Snead and Brandon Coleman resulted in significant development for the trio. Cooks led the team in most major receiving categories, mak-

## COACHING STAFF

ing 84 grabs for 1,138 yards and nine touchdowns, as he reached the 1,000 yard mark for the first time. Through Morton's help, the undrafted Snead made his NFL playing debut and recorded 69 receptions for 984 yards (14.3 avg.) with three touchdowns. The 6-6, 225-pound Coleman made significant strides in his first full NFL season, finishing with 30 catches for 454 yards (15.1 avg.) with two scoring grabs.

Morton was a part of a staff as wide receivers coach in San Francisco from 2011-14 that helped lead the 49ers to three appearances in the NFC Championship and a berth in Super Bowl XLVII. During his 49ers tenure, Morton's top pupils were Anquan Boldin and Michael Crabtree.

The wide receiver corps continued to make strides under Morton's supervision in 2014. Boldin led the 49ers in receptions (83) and receiving yards (1,062) and became just the fourth player in club history to have multiple 1,000-yard seasons with the 49ers and the first player to do so in his first two campaigns with the team. Crabtree finished second on the team with 68 receptions.

In 2013, Boldin set the franchise record for most receiving yards in a season-opener in his first game with the team after recording 208 yards vs. Green Bay. Boldin went on to register his sixth-career 1,000 yard season, his first since 2009. It marked the first time since 2002-03 that the 49ers had a 1,000 yard receiver in consecutive seasons.

In 2012, Crabtree became the first 49ers wide receiver to surpass the 1,000-yard mark since 2003, notching career highs in receptions (85), receiving yards (1,105) and touchdowns (nine). Under Morton's direction in 2011, Crabtree led the team with then career-highs in both receptions (72) and receiving yards (874), while adding four touchdowns.

Morton spent the previous four years at the University of Southern California as the school's wide receivers coach. He also held the position of the Trojans passing game coordinator from 2007-08 and 2010, while serving as the school's offensive coordinator in 2009. Under Morton's tutelage, WR Damien Williams earned All-Pac-10 first-team honors and along with WR Patrick Turner, was a third-round pick in the 2009 NFL Draft.

Morton first worked under Jim Harbaugh at the University of San Diego as the passing game/wide receivers coach in 2005. That year, QB Josh Johnson set school records in completions (260), completion percentage (70.1) and passing yards (3,256), while WR Adam Hannula set a school record with 73 receptions.

From 1997-2004, Morton worked for the Oakland Raiders in several capacities. He began in the Raiders personnel department and then worked as an offensive assistant, coaching the wide receivers for two years (1998-99). Morton then became the offensive quality control coach in 2000 and again worked with the wide receivers until 2001. He was then elevated to senior offensive assistant/wide receivers coach in 2002, where he tutored a pair of Pro Football Hall of Fame wide-outs - Jerry Rice, who earned Pro Bowl honors, and Tim Brown, on a team that



## COACHING STAFF

earned a trip to the Super Bowl. Morton was later named the team's tight ends coach in 2004.

Morton originally signed with the Raiders as an undrafted rookie wideout in 1993, and spent part of the next two seasons on their practice squad. He also spent time with the Green Bay Packers in 1993 and was in training camp with the Jacksonville Jaguars in 1995. Morton returned to training camp with the Raiders again in 1996. He played for the Canadian Football League's Toronto Argonauts in 1995 and 1996, and later with the World League's Frankfurt Galaxy in the spring of 1997.

Morton played at Western Michigan for two seasons (1991-92), where he left in 10th place on the school's all-time receiving list (78 receptions) and eighth in receiving yards (1,278), earning All-Mid-American Conference honors as a senior in 1992. He later received a bachelor's degree in general studies from Western Michigan in 1997. Morton came to Western Michigan after two years (1989-90) at Grand Rapids (Mich.) Community College, where he received his associate's degree in 1990.

**PLAYING CAREER:** Grand Rapids (Mich.) Community College, 1989-90; Western Michigan, 1991-92; Toronto Argonauts (CFL), 1995-96; Frankfurt Galaxy (World League), 1997.

**COACHING CAREER:** Oakland Raiders, 1998-04; University of San Diego, 2005; New Orleans Saints, 2006; Southern California, 2007-10; San Francisco 49ers, 2011-14; New Orleans Saints, 2015-.



## BRENDAN NUGENT

Offensive Assistant



Brendan Nugent is in his second season as a member of the coaching staff for the New Orleans Saints in 2015 and his first as an offensive assistant.

Prior to coming to New Orleans, Nugent served as an offensive quality control coach with the Chicago Bears from 2013-14, following then-Bears Head Coach Marc Trestman south of the border after serving under him in the Canadian Football League in 2012 in Montreal as the Alouettes special teams assistant and offensive quality control coach.

Nugent spent the previous five seasons (2007-11) at William & Mary coaching running backs (2010-2011), tight ends (2007, 2009) and wide receivers (2008). Nugent started in the collegiate coaching ranks in 2005 at the University of Iowa as the Hawkeyes offensive assistant, a position he held for two years. The

## COACHING STAFF

Hawkeyes participated in the 2005 Outback Bowl and the 2006 Alamo Bowl during that span.

Nugent received his first coaching job at his alma mater Archbishop Stepinac High School in his hometown of White Plains, New York, overseeing the linebackers in 2004. Collegiately he played linebacker for three seasons at The Catholic University of America in Washington, D.C. He went on to earn his undergraduate degree in political science from Iowa in December of 2006.

**PLAYING CAREER:** Catholic University of America, 2001-03.

**COACHING CAREER:** Iowa, 2005-06; William & Mary, 2007-11; Montreal Alouettes (CFL), 2012; Chicago Bears, 2013-14; New Orleans Saints, 2015.



## DAN ROUSHAR

Offensive Line



A 31-year coaching veteran, including two stints as an offensive coordinator, Dan Roushar takes over as offensive line coach in his fourth season with the Saints after tutoring running backs and tight ends the past three seasons. It will be a natural transition for Roushar, who has extensive experience tutoring offensive linemen.

After tutoring running backs from 2013-14, Roushar became the team's tight ends coach in 2015 and his position group played an integral role in the NFL's second-ranked offense. As a unit, they combined for 101 receptions for 1,021 yards with 11 touchdowns. In his third season in New Orleans and first as the club's featured tight end, Benjamin Watson set career-highs in receptions and receiving yardage and tied a career-best in scoring grabs, when he made 74 grabs for 825 yards (11.1 avg.) and six touchdowns. Josh Hill and Michael Hoomanawanui, acquired early in the season in a trade with New England, combined for an additional five touchdowns.

In 2014, Roushar helped guide a running attack that gained 1,818 yards and improved in league rankings from 25th to 13th. Under Roushar's tutelage, Mark Ingram enjoyed a breakout season as he was selected to the first Pro Bowl of his four-year career, leading New Orleans with 964 rushing yards and nine touchdowns. Roushar also continued to lead Khiry Robinson in his development as he carried 76 times for 362 yards (4.8 avg.) and three touchdowns.

Under Roushar's guidance in 2013, the Saints running backs helped the team finish ranked fourth in the NFL in offense. Pierre Thomas (77) and Darren Spro-



les (71) became the first running back duo in franchise history to each record at least 70 receptions, as Thomas led the league among running backs and Sproles ranked fourth. Thomas led the team in rushing with 549 yards and finished with 1,062 total yards from scrimmage. Roushar also helped foster impressive development and late season production out of Ingram and Robinson, who were the club's leading rushers in the postseason.

Roushar came to New Orleans following a six-year stint at Michigan State, the final two as offensive coordinator/tight ends coach. In 2012, the Spartans enjoyed a productive campaign running the ball as running back Le'Veon Bell won the Big Ten rushing title with 1,793 yards, the second-highest single-season total in MSU history, as he was selected first-team All-Big Ten and a first-team All-American by CollegeFootballNews.com. The passing offense ranked fourth in the conference. In Roushar's first season as coordinator in 2011, the Spartans averaged 31.0 points per game, ranked third in the conference, setting school records for most points (434) and passing yards (3,535), while finishing second in net yardage (5,466). Prior to his promotion, Roushar served four seasons as the Spartans' offensive line coach.

In four seasons coaching the offensive front, Roushar's linemen earned All-Big Ten recognition on eight occasions. In 2010, the Spartans established their running identity early, rushing for more than 200 yards in five of the first six games. In 2009, his unit surrendered only 14 sacks, the fewest amount of any team in the conference. The previous year, the offensive line blocked for the nation's fourth-leading rusher in running back Javon Ringer, while allowing only 24 takedowns. Upon his arrival in East Lansing in 2007, Roushar had to juggle the starting lineup with eight different offensive line combinations, but he led his unit to be one of the most productive in the Big Ten as the Spartans ranked fourth in the conference and 25th in the NCAA in rushing with 198.2 yards per game.

Prior to arriving in East Lansing, Roushar served two seasons as offensive line coach at Cincinnati from 2005-06. A two-year letterman as a quarterback at Northern Illinois, he began his coaching career as a student assistant at his alma mater in 1984 and also spent time as an assistant at Butler (1986-92), Rhode Island (1993), Ball State (1994) and Illinois (1995-96). Roushar then spent six years as offensive line coach/offensive coordinator at Northern Illinois before returning to Champaign for a two-year stint in 2003.

**PLAYING CAREER:** Northern Illinois, 1982-83.

**COACHING CAREER:** Northern Illinois, 1984; Butler, 1986-92; University of Rhode Island, 1993; Ball State, 1994; Illinois, 1995-96; Northern Illinois, 1997-2002; Illinois, 2003-04; Cincinnati, 2005-06; Michigan State, 2007-12; New Orleans Saints, 2013-.





# JOEL THOMAS

Running Backs



Joel Thomas enters his second season as the Saints running backs coach after 15 years of coaching in the college ranks.

In 2015, Thomas tutored Mark Ingram who set a new career-high with a team-best 1,174 total yards from scrimmage, despite missing the last four games with a season-ending shoulder injury. Overall, Ingram carried 166 times for a team-best 769 yards (4.6 avg.) with six touchdowns and set a receiving career-high with 50 receptions for 405 yards. After Ingram was sidelined, Thomas prepared Tim Hightower, who had missed the previous three seasons, into duty and he gained 454 total yards from scrimmage and four touchdowns in the final four contests.

Thomas came to New Orleans following a two-year stint in the same position at the University of Arkansas from 2013-14. In two seasons under his tutelage, Razorbacks running backs Jonathan Williams and Alex Collins both blossomed. In 2014, they were the only pair of FBS teammates to rush for 1,000-plus yards. The duo became just the second pair of Razorbacks to accomplish the feat. Collins became just the second player in school history to surpass 1,000 yards in each of his first two seasons and was named SEC Freshman of the Year in 2013.

Thomas spent the four previous seasons (2009-12) as running backs coach at Washington, coaching a 1,000 yard rusher in each, and added the title of associate head coach for offense prior to the 2012 campaign. In his last season in Seattle, Thomas tutored All-Pac-12 running back Bishop Sankey, a second-round draft pick of the Tennessee Titans in 2014, who ranked third in the Pac-12 and tied for 13th in the NCAA with 16 rushing touchdowns, the second-highest single-season total in school history. Sankey rushed for 1,439 yards, the third-highest single-season total in school history.

Thomas also has experience as running backs coach at Purdue (2006-08), Idaho (2004-05) and Louisville (2002-03).

In 2007, the Boilermakers led the Big Ten in total offense and scoring offense. In 2008, they set a school record for fewest fumbles in a season with 12 and running back Kory Sheets rushed for 1,131 yards to become Purdue's first 1,000 yard rusher in six seasons while posting the fourth-highest single-season rushing total in school history, ending his career second on the school's career rushing list with 3,341 yards. Sheets tied the school's single-season rushing touchdowns record with 16 in 2008 and broke the career record with 48. He was also at Purdue in 2000 and 2001, working as an offensive graduate assistant. In 2000, Saints quarterback Drew Brees led the NCAA in total offense and won the Maxwell Award as





## COACHING STAFF

the Boilermakers won the Big Ten and advanced to the Rose Bowl for the first time in 33 years.


In between stays at Purdue, Thomas served as co-offensive coordinator at Idaho in 2004-05 and as running backs coach at Louisville in 2002-03. In 2003, Louisville averaged 228.2 rushing yards per game to rank 10th in the NCAA with a school-record 5.7 yards per carry average. The 2004 Idaho squad set a school record for completion percentage, and the 2005 team ranked 28th in the country in passing yards per game.

Thomas also gained NFL experience from two training camp internships, serving one with the Saints in 2012 and the Pittsburgh Steelers in 2008.

Thomas lettered at running back at Idaho from 1993-98, was a two-time, first-team All-Big West selection and conference Player of the Year as a senior and still holds Vandals career records with 3,929 rushing yards, 51 rushing touchdowns and 765 rush attempts. He was inducted into the University of Idaho Athletic Hall of Fame in 2008 and earned his bachelor's degree in public communications in 1998.

**PLAYING CAREER:** Idaho, 1993-98.

**COACHING CAREER:** Purdue, 2000-01; Louisville, 2002-03; Idaho, 2004-05; Purdue, 2006-08; Washington, 2009-12; Arkansas, 2013-14; New Orleans Saints, 2015-.



## MARCUS UNGARO

Defensive Assistant




Ungaro enters his 10th season with the Saints and seventh as a member of the coaching staff. He works with the club's defensive coaching staff by assisting with the playbook composition, scouting reports, film breakdown and practice drills. He started with the Saints as an intern in the communications department in 2007 and served as a video assistant from 2008-09.

Ungaro received a bachelor's degree in sports management from Washington State University. The native of Sammamish, Wash. previously played defensive back and was a member of the baseball team at Southwestern College (Chula Vista, Calif.).

**PLAYING CAREER:** Southwestern College, 2004-05.

**COACHING CAREER:** New Orleans Saints, 2010-.



## JOE VITT

### Assistant Head Coach/Linebackers



Tutoring a unit that since 2006 has annually ranked among the Saints' most productive position groups, assistant head coach/linebackers Joe Vitt enters his 11th season in New Orleans.

Vitt has consistently obtained solid results from veterans, while also helping develop younger players. 2015 was no different, as he garnered production from a pair of draft picks in Stephone Anthony and Hau'oli Kikaha. The club's second first-round draft pick, Anthony immediately assumed the reigns of the middle linebacker position and led the club with a club-best 144 tackles and filled up the stat sheet with one sack, one interception, five passes defended, two forced fumbles, one fumble recovery and a defensive two-point conversion. Hau'oli Kikaha, the club's second-round draft pick, led NFL rookies with four forced fumbles and ranked second among defensive rookies with nine total impact plays (sacks, forced fumbles, interceptions and fumble recoveries). Veterans Dannell Ellerbe, David Hawthorne and Ramon Humber combined for 125 stops.

Several former Saints also enjoyed very productive stints under Vitt. Jonathan Vilma led the Saints in tackles three times and was selected to the Pro Bowl twice. Scott Shanle posted 673 stops over seven seasons. Scott Fujita provided four solid seasons from the strongside position with a nose for the ball, posting 417 tackles, including three consecutive seasons of over 100 stops, 7.5 sacks, eight forced fumbles and six takeaways. Curtis Lofton led New Orleans in tackles from 2012-14, including a club-record 185 stops in 2014.

One of the most tenured and respected assistants on the Saints staff, as an assistant head coach, Vitt also helps Head Coach Sean Payton in a variety of areas related to the team. In 2012, he assumed Payton's duties, guiding the club through a challenging period.

Vitt came to the Saints after serving as interim head coach for the final 11 games in St. Louis in 2005. He held the Rams together during a difficult period after previously holding the title of assistant head coach/linebackers. It was part of a two-year stint with the Rams where he also turned a handful of young defenders into a unit that paced the team in tackles each season.

He joined St. Louis after working as linebackers coach in Kansas City from 2000-03. It was with the Chiefs where he first worked with Fujita, a fifth-round pick who developed into one of Kansas City's top defenders and led them in tackles twice.

Vitt took over the linebacker corps in Kansas City after tutoring the Green Bay defensive backs in 1999, molding a legion of rookies and young players into a formi-

## COACHING STAFF

dable unit that doubled the Packers' previous-year total by picking off 26 passes.

From 1995-98, Vitt was linebackers coach for Philadelphia, where he first worked with Payton. In 1998, his group helped the Eagles lead the NFL in pass defense, allowing 170 yards per game. Vitt was assistant head coach and defensive backs coach with the Rams under Chuck Knox from 1992-94.

Vitt spent 10 seasons with the Seattle Seahawks (1982-91), holding several titles during that stretch. In 1982, he was defensive quality control coach/assistant strength & conditioning coach. From 1983-87, Vitt was quality control/assistant linebackers coach, and from 1988-91 he tutored the safeties.

Born in Syracuse, N.Y., Vitt grew up in Blackwood, N.J. and played four years at linebacker for Towson State, where he was part of a squad that went undefeated in 1974. He and his teammates on the 1976 squad that were the NCAA Division III runner-ups in only the program's eighth season of existence were honored as a Team of Distinction by the school's Hall of Fame in 2009. He entered the NFL coaching ranks with the Baltimore Colts as strength/quality control coach from 1979-81.

An avid supporter of members of the United States military, Vitt was the club's 2012 and 2013 nominee for the NFL Salute to Service Award.

**PLAYING CAREER:** Towson State, 1974-77.

**COACHING CAREER:** Baltimore Colts, 1979-81; Seattle Seahawks, 1982-91; Los Angeles Rams, 1992-94; Philadelphia Eagles, 1995-98; Green Bay Packers, 1999; Kansas City Chiefs, 2000-03; St. Louis Rams, 2004-05; New Orleans Saints, 2006-.



## ROB WENNING

Assistant Strength and Conditioning

Rob Wenning enters his seventh season as a member of the club's strength and conditioning staff. He and Charles Byrd will help Head Strength and Conditioning Coach Dan Dalrymple in the implementation of the club's strength and conditioning program. Wenning came to the Saints

after serving as a strength and conditioning graduate assistant at Louisiana State University from 2008-10 where he completed his master's degree in sports management. During his assistantship in Baton Rouge, he served as the primary strength coach for the swimming and diving and men's tennis teams, while assisting with the football and baseball strength programs. Prior to enrolling at LSU, the Coldwater, Ohio native served a football strength and conditioning internship at Ohio State University from 2007-08.



## COACHING STAFF

Wenning played on both the offensive line and at tight end at the University of Findlay (Ohio) from 2003-06, where he received a bachelor's degree in strength and conditioning.

**PLAYING CAREER:** University of Findlay, 2003-06.

**COACHING CAREER:** Ohio State, 2007-08; Louisiana State, 2008-10; New Orleans Saints, 2010-.



## JAMES WILLIS

Defensive Assistant/Linebackers



James Willis is in his second season with the Saints as defensive assistant/linebackers. Willis, who enjoyed a seven-year NFL playing career at the position and is a 15-year coaching veteran, works with Assistant Head Coach/Linebackers Joe Vitt in fostering continued development of players at the position.

Willis served as defensive coordinator/inside linebackers coach at the University of Louisiana at Lafayette from 2013-14. He molded the Ragin' Cajuns into one of the top defensive units in the Sun Belt Conference as they captured two consecutive R&L Carriers New Orleans Bowls. Willis, who spent two years as defensive coordinator with the Virginia Destroyers in the United Football League, was the defensive coordinator at Texas Tech in 2010 and associate head coach/linebackers coach at Alabama in 2009. The Crimson Tide won the national championship in a 14-0 season that ended with a Rose Bowl victory over Texas, and All-American Rolando McClain claimed the Butkus Award under his tutelage. Prior to his season in Tuscaloosa, Willis previously tutored linebackers at his alma mater, Auburn (2006-08), Temple (2005) and Rhode Island (2004). He started his coaching career as a student assistant at Auburn in 2001, serving as a defensive graduate assistant in 2003.

The Huntsville, Ala. native spent seven seasons in the NFL with Green Bay (1993-94), Philadelphia (1995-98), where he was tutored by Vitt, and Seattle (1999). His playing career concluded in 2001 with Birmingham of the XFL where he was the league defensive MVP. Willis was a three-year starter at Auburn (1990-92). He recorded 344 career tackles and was a member of the 1990 Peach Bowl team. Willis was a first team All-SEC selection in 1992 and was the SEC Co-Defensive Freshman of the Year in 1990. A fifth-round draft pick by Green Bay following his junior season, Willis returned to Auburn to earn his degree in adult education.



## COACHING STAFF

**PLAYING CAREER:** Auburn, 1990-92; Green Bay Packers, 1993-94; Philadelphia Eagles, 1995-98; Seattle Seahawks, 1999; Birmingham Thunderbolts (XFL), 2001.

**COACHING CAREER:** Auburn, 2001-03; University of Rhode Island, 2004; Temple University, 2005; Auburn, 2006-08; University of Alabama, 2009; Texas Tech, 2010; Virginia Destroyers (UFL), 2011-12; Louisiana at Lafayette, 2013-14; New Orleans Saints, 2015-.



## BRIAN YOUNG

Pass Rush Specialist



Brian Young enters his first season as the club's pass rush specialist after serving as the outside linebackers coach in 2015. In his eighth season as a valued member of the coaching staff, Young has worked in various roles with the team's front seven after breaking into the ranks as a coaching assistant in 2009. He brings a unique combination of experience as he enters his 17th NFL campaign, a nine-year professional playing career as well as seven years of coaching experience, since being drafted in the fifth-round of the 2000 NFL Draft (139th overall) by the St. Louis Rams. Young joined the Saints coaching staff in 2009 after concluding his playing career in which he appeared in 124 games and recorded 22.5 sacks and eight fumble recoveries. He spent the first four seasons of his career in St. Louis before joining New Orleans for the 2004 season, where he went on to serve as a valuable member of the Saints interior defensive line rotation starting 58-of-64 contests over the course of the next five seasons.

Young played at Texas-El Paso from 1996-99. He was the Western Athletic Conference Defensive Player of the Year as a senior when he had a career-high 121 tackles and eight sacks. The El Paso native graduated with a bachelor's degree in criminal justice. In 2016, he was inducted into the El Paso Athletic Hall of Fame.

**PLAYING CAREER:** Texas El-Paso, 1996-99; St. Louis Rams, 2000-03; New Orleans Saints, 2004-08.

**COACHING CAREER:** New Orleans Saints, 2009-.



**LEIGH  
TORRENCE**  
Coaching Intern



**PLAYERS**



**RASHAUN ALLEN**  
**88 TE**



HEIGHT: 6-4    WEIGHT: 250  
 COLLEGE: SOUTHERN  
 JOINED SAINTS: FA-15  
 NFL EXPERIENCE: 2  
 BORN: 2/25/90

**NFL CAREER** – RaShaun Allen was elevated to the Saints 53-man roster in Week 17 after splitting the 2015 campaign between the New Orleans and Seattle practice squad. Originally signed as an undrafted free agent by Seattle out of Southern University in 2014, the Cleveland, Ohio native split his rookie campaign between the Seattle and Minnesota practice rosters and also spent six contests on the Seahawks 53-man roster, where he appeared in one game and recorded no stats.

**CAREER TRANSACTIONS** – Signed to the New Orleans Saints active roster from the practice squad, 12/31/15; Signed to the Saints practice squad, 11/10/15; Released from the Seahawks practice squad, 11/3/15; Signed to the Seahawks’ practice squad, 9/8/15; Waived by the Seahawks, 9/5/15; Re-signed by Seahawks, 2/4/15; Signed to the Seahawks’ practice squad, 12/23/14; Waived by the Seahawks, 12/20/14; Signed to the Seahawks active roster from the Minnesota Vikings practice squad, 11/11/14; Signed to the Minnesota Vikings practice squad, 11/3/14; Released from Seahawks practice squad, 10/30/14; Re-signed to Seahawks practice squad, 10/23/14; Waived by Seahawks, 10/21/14; Signed to Seahawks active roster, 10/18/14; Signed to Seahawks practice squad, 9/1/14; Waived by Seahawks, 8/30/14; Signed by Seattle Seahawks as undrafted free agent, 5/19/14.

**2015** – After being waived by Seattle at the conclusion of the preseason, split the regular season between the Seahawks and Saints practice squads before being elevated to the New Orleans active roster in Week 17. **2014** – After starting season on Seattle’s practice squad, played in contest at St. Louis, Oct. 19 and recorded no statistics. Spent two weeks on Vikings practice squad before being re-signed to Seattle’s 53-man roster where he was inactive for five more games. Spent Week 17 and the entire postseason on the Seahawks practice squad.

**COLLEGE** – Spent five seasons at Southern (2009-13), redshirting as a freshman...Started 9-of-28 games played for the Jaguars, recording 30 receptions for 281 yards and three TDs...Graduated with a bachelor’s degree in criminal justice.

**PERSONAL** – Attended John Adams (Cleveland, Ohio) HS, where he played football and basketball.

**RASHAUN ALLEN**

Games Played/Started: Seattle — (2014, 1/0) Totals: 1/0





# STEPHONE ANTHONY

## 50 LB



HEIGHT: 6-3    WEIGHT: 245  
 COLLEGE: CLEMSON  
 JOINED SAINTS: D1b-15  
 NFL EXPERIENCE: 2  
 BORN: 7/28/92

**NFL CAREER** – An athletic, rugged, powerful linebacker with size to fill holes and speed to chase ball-carriers, Anthony earned the starting job at middle linebacker and started all 16 games of his rookie season. The 31st pick in the 2015 NFL Draft was a consensus All-Rookie selection after leading the team with 144 tackles, including 99 solo stops, which was ranked first among NFL rookies and adding a sack, an interception, two forced fumbles, a fumble recovery returned for a touchdown and a returned blocked PAT for a defensive two-point conversion.

**CAREER TRANSACTIONS** – Signed to a four-year contract, 5/12/15; Selected by New Orleans in the first round (31st overall) of the 2015 NFL Draft, 4/30/15.

**HONORS** – **2015:** All-Rookie (*PFWA* and *NFL.com*).

**2015** – As a rookie, started all 16 games at middle linebacker, totaling 144 tackles (99 solo), to rank first among NFL rookies, an interception, a sack, five passes defended, two forced fumbles, a fumble recovery returned for a touchdown and a returned blocked PAT for a defensive two-point conversion. Consensus All-Rookie selection. . . In the season opener at Arizona, Sept. 13, earned his first career NFL start and posted six solo tackles and a pass defended. . . Recorded 12 tackles (eight solo), including three stops for loss vs. Tampa Bay, Sept. 20. . . Vs. Dallas, Oct. 4, recorded eight tackles (five solo) and his first career sack when he dropped Cowboys QB Brandon Weeden. . . Recorded 11 tackles (seven solo) vs. Atlanta, Oct. 15. . . At Indianapolis, Oct. 25, recorded five solo tackles and his first career interception. Became the first Saints rookie linebacker with a pick since James Allen (Sept. 8, 2002 at Tampa Bay). . . Vs. N.Y. Giants, tallied career-high 21 tackles (eight solo). . . Started and played on special teams at Houston, Nov. 29 and recorded nine tackles (seven solo), becoming the first Saints rookie linebacker to post 100 stops since Rickey Jackson (125-1981). . . Started and saw action on

## WORTH NOTING

Anthony's 144 tackles in 2015 were the most by a Saints rookie since linebacker Rickey Jackson recorded 125 in 1981.

Vs. Carolina, Dec. 6, Anthony scored the first defensive touchdown of his career on a fumble recovery returned 31 yards for a touchdown. He also made NFL history with the first defensive two-point conversion since the league's rules change, on a return of a blocked PAT.



## 2015 GAME BY GAME

### DEFENSE

		GP	ST	SOLO	AST	TOT	SACK/YDS	INT/YDS	PD	FF	FR
9/13	@ARI	X	X	6	0	6	0 0	0 0	1	0	0
9/20	TB	X	X	8	4	12	0 0	0 0	0	0	0
9/27	@CAR	X	X	6	2	8	0 0	0 0	0	0	0
10/4	DAL	X	X	6	3	9	1 8	0 0	0	0	0
10/11	@PHI	X	X	6	3	9	0 0	0 0	0	0	0
10/15	ATL	X	X	7	4	11	0 0	0 0	2	0	0
10/25	@IND	X	X	5	0	5	0 0	1 5	1	0	0
11/1	NYG	X	X	8	13	21	0 0	0 0	0	0	0
11/8	TEN	X	X	9	1	10	0 0	0 0	0	0	0
11/15	@WAS	X	X	6	0	6	0 0	0 0	0	0	0
11/29	@HOU	X	X	7	2	9	0 0	0 0	0	0	0
12/6	CAR	X	X	8	3	11	0 0	0 0	0	1	1
12/13	@TB	X	X	3	2	5	0 0	0 0	1	0	0
12/21	DET	X	X	3	3	6	0 0	0 0	0	1	0
12/27	JAX	X	X	6	3	9	0 0	0 0	0	0	0
1/3	@ATL	X	X	5	2	7	0 0	0 0	0	0	0
2015 Season		16	16	99	45	144	1 8	1 5	5	2	1

special teams vs. Carolina, Dec. 6 and recorded 11 tackles (eight solo), also forcing and recovering a fumble that he returned 31 yards for a touchdown, the team's first defensive touchdown since 2012. Also returned a blocked PAT for a defensive two-point conversion, the first in NFL history since the league rules change prior for 2015...Recorded seven tackles (four solo) and his second forced fumble of the season vs. Detroit, Dec. 21...In finale at Atlanta, 1/3/16, made seven tackles (five solo).

**COLLEGE** – Played at Clemson from 2011-14...Posted career totals in 52 games with 35 starts of 330 tackles (210 solo), 9.5 sacks, three interceptions, 13 passes defended, five forced fumbles and one fumble recovery...As a senior in 2014, was a team co-captain, a semifinalist for the Butkus Award and a consensus first-team All-ACC selection, leading his team with 90 tackles (61 solo), 2.5 sacks, one interception, four passes defended and two forced fumbles...In 2013, was a second-team All-ACC selection by Phil Steele and a third-team selection by both media and coaches as he had a team-high 131 tackles (75 solo), 13.5 stops for loss, four sacks, one interception, five passes defended and one fumble recovery...In 2012, was a CollegeFootballNews.com honorable mention sophomore All-American, posting 77 tackles, 4.5 stops for loss, one sack, one interception, three passes defended and one forced fumble...In 2011, had 32 tackles, six stops for loss, two sacks, one pass defended and a team-high two forced fumbles over 13 games (three starts)...Graduated Dec. 18, 2014 with a degree in sociology.

**PERSONAL** – A *Parade* and *USA Today* first-team All-American at Anson (N.C.) HS and the first-ranked outside linebacker in the nation by ESPN and 247Sports.com...32nd-ranked player in the nation by ESPN...North Carolina Gatorade Player of the Year as a senior and *Associated Press* First-Team All-State selection as a junior and senior...Had 123 tackles, 16 stops for loss, four sacks and two interceptions as a senior and 302 yards on 50 carries and 498 yards on 14 kickoff returns...Catcher on the baseball team and power forward on the basketball team...Cousin of Clemson offensive guard Tyrone Crowder...Participated in teammate Tim Lelito's charity softball game...Born July 28, 1992.



# VETERANS

## STEPHONE ANTHONY

Year	Team	GP	GS	Tot	TACKLES			Yds	INTERCEPTIONS					FUMBLES		
					Solo	Asst	Sk		No	Yds	Lg	TD	PD	FF	FR	Yds
2015	New Orleans	16	16	144	99	45	1.0	8.0	1	5	5	0	5	2	1	31
<b>NFL Totals</b>		<b>16</b>	<b>16</b>	<b>144</b>	<b>99</b>	<b>45</b>	<b>1.0</b>	<b>8.0</b>	<b>1</b>	<b>5</b>	<b>5</b>	<b>0</b>	<b>5</b>	<b>2</b>	<b>1</b>	<b>31</b>

**ADDITIONAL STATISTICS:** Defensive Two-Point Conversions — (2015, 1) **Total: 1.**

**CAREER HIGHS:** Tackles — 21, vs. N.Y. Giants (11/1/15); Solo Tackles — 9, vs. Tennessee (11/8/15); Sacks — 1, Dallas (10/4/15); Interceptions — 1, at Indianapolis (10/25/15); Passes Defensed — 2, vs. Atlanta (10/15/15); Forced Fumbles — 1 (2x), last vs. Detroit (12/21/15); Fumble Recoveries — 1, vs. Carolina (12/6/15).



## TERRON ARMSTEAD

### 72 T

HEIGHT: 6-5      WEIGHT: 304  
 COLLEGE: ARKANSAS PINE-BLUFF  
 JOINED SAINTS: D3A-13  
 NFL EXPERIENCE: 4  
 BORN: 7/23/91



**NFL CAREER** – A third round draft pick in 2013, Armstead took over starting left tackle duties in Week 16 as a rookie and has not looked back, opening every game he has appeared in since. In 2015, Armstead opened 13 games at left tackle, playing through a nagging knee injury through much of the season. Overall, he’s appeared in 33 regular season games with 29 starts, adding two postseason starts. During this past offseason, Armstead was signed by the club to a five-year contract extension.

**CAREER TRANSACTIONS** – Signed to a five-year contract extension, 5/3/16; Signed to a four-year contract, 5/9/13; Selected by Saints in the third round (75th overall) of the 2013 NFL Draft.

**2015** – Started at left tackle in all 13 games he appeared in for the NFL’s second-ranked offense, missing three contests (knee)...In the 2015 season opener at Arizona, Sept. 13, blocked for an offense that gained 408 total net yards...Vs. Dallas, Oct. 4, blocked for an offense that gained 438 total net yards...Inactive for the next two contests (knee) at Philadelphia, Oct. 11, and vs. Atlanta, Oct. 15...Returned at Indianapolis, Oct. 25 and blocked for a unit that gained a season-high 183 yards rushing...Vs. N.Y. Giants, Nov. 1, blocked for an offense that gained 608 total net yards and didn’t surrender a sack...Vs. Tennessee, Nov. 8, blocked for an offense that gained 416 total net yards...Vs. Jacksonville, Dec. 27, blocked for an offense that gained 537 total net yards and gave up only one sack...Missed the team’s season finale at Atlanta, 1/3/16, with a knee injury. **2014** – Started the first 14 games at left tackle before a neck injury sidelined him for the final two contests...Blocked for a rushing attack that through the 14 games he played in was ranked ninth in the NFL. **2013** – Played in six regular season games, including starting the final two



at left tackle, where he also went on to open both playoff games...Replaced Charles Brown in the starting lineup at Carolina, Dec. 22...In the final regular season contest and two playoff contests, was part of an offensive line that gave up only four sacks and averaged 129.7 yards per game rushing.

**COLLEGE** – Competed in football and track and field at Arkansas-Pine Bluff... Played in 37 career games, starting his final 32 contests at left tackle... Totaled 314 knockdowns, also working to become an eight-time champion for the track and field team and earned All-Southwestern Athletic Conference and All-American honors as a senior... Stood out at the Senior Bowl and impressed scouts by running the fastest 40-yard dash time (4.71) by an offensive lineman in the history of the NFL Scouting Combine... Named to FCS All-American first-team as senior and was a member of the All-American Sleeper Team compiled by *The NFL Draft Report*, earning All-SWAC honors for the third consecutive season... Opened all 12 games at left tackle and recorded 118 knockdowns and 47 TD-resulting blocks to help his team finish 10-2... Part of a line that only allowed 23 sacks and led league in rushing (200.3 ypg)... Helped offense reach over 500 yards in three contests... Named by coaches to the All-SWAC first-team as junior as he opened 10 games at left tackle and produced 90 knockdowns and 10 TD-resulting blocks, ranked first for blocking efficiency in FCS ranks... As sophomore, opened 10 games at left tackle and received All-SWAC first-team honors in first year as starter... Blocked for an offense ranked second in SWAC (385.2 ypg)... Part of a line that allowed only 28 sacks and paved the way for four outputs of more than 450 yards... As freshman, played in five contests while being subbed in and out with the first and second teams... Majored in industrial technology with an emphasis in technology engineering.

**PERSONAL** – Attended Cahokia (Ill.) HS... Grew from a 6-2, 250-pound offensive lineman as a junior to a 6-4, 300-pound senior... Led the Comanches to an 11-2 record and league title as an All-Southern Seven Conference and All-Class 5A selection as senior... Also competed in track and field and was named the *Belleville News-Democrat* Class 1A-2A Track and Field Athlete of the Year while also earning an Illinois state title... Participated in teammate Tim Lelito's charity softball game in 2016... Participated in the 2016 "Greasing of the Poles" event to commemorate the start of Mardi Gras in the French Quarter... Visited with patients at the Tom and Gayle Benson Cancer Center located on the Ochsner Medical Center campus on Sept. 29, 2015... Along with his fellow teammates, has donated funding and helped distribute 1,000 Thanksgiving meals annually to local families in need at the Dryades YMCA since joining the Saints in 2013... Made an NFL Play 60 Super School visit at Green Park Elementary in December, 2013, participating with students during their Play 60 Ultimate Physical Education Class... Participated in a Saints/Progressive Waste Solutions Junior Training Camp at Airline Park Academy in Metairie in the 2014 offseason... Born July 23, 1991.

## TERRON ARMSTEAD

Games Played/Started: New Orleans — (2013, 6/2); (2014, 14/14); (2015, 13/13) Totals: 33/29

### POSTSEASON

Games Played/Started: New Orleans — (2013, 2/2) Totals: 2/2





# CONNOR BARTH

3 K



HEIGHT: 5-11    WEIGHT: 200  
 COLLEGE: NORTH CAROLINA  
 JOINED SAINTS: FA-16  
 NFL EXPERIENCE: 9  
 BORN: 4/11/86

**NFL CAREER** – The New Orleans Saints signed Connor Barth following the club’s rookie minicamp, which he participated in on a tryout basis to compete for kicking duties, staying in the NFC South following two separate stints with Tampa Bay, the most recent in 2015. An eight-year NFL veteran, he played for the Kansas City Chiefs in 2008 after being signed as an undrafted free agent out of North Carolina, kicked for Tampa Bay from 2009-12 and in 2015 and Denver in 2014. The Wilmington, N.C. native has connected on 139-of-164 career field goal attempts (84.8 pct.) and 174-of-175 PATs for 591 career points.

**CAREER TRANSACTIONS** – Signed by New Orleans, 5/16/16; Released by Tampa Bay, 5/2/16; Re-signed by Tampa Bay, 10/6/15; Released by Tampa Bay, 9/4/15; Re-signed by Tampa Bay, 8/27/15; Released by Denver, 8/26/15; Signed by Denver, 11/25/14; Released by Tampa Bay, 8/29/14; Activated from Reserve/NFI by Tampa Bay, 2/3/14; Placed on Reserve/Non-Football Injury (torn right Achilles tendon) by Tampa Bay, 7/24/13; Re-signed by Tampa Bay to a four-year contract, 5/17/12; Designated franchise player by Tampa Bay, 3/5/12; Re-signed by Tampa Bay to a one-year contract (RFA), 7/29/11; Signed by Tampa Bay, 11/3/09; Waived by Miami, 8/29/09; Signed by Miami to a two-year contract, 8/10/09; Waived by Kansas City, 7/28/09; Re-signed by Kansas City to a two-year contract, 10/21/08; Released by Kansas City, 8/30/08; Signed as a rookie free agent with Kansas City, 5/2/08.

**HONORS** – **2014:** AFC Special Teams Player of the Week (Week 17); AFC Special Teams Player of the Month (December).

**2015** – Played in 12 games in his second stint in Tampa Bay and drilled 23-of-28 field goal attempts and 25-of-26 extra points. Finished with 32 touchbacks... Nov. 1 at Atlanta, connected on a 31-yard game-winning field goal in overtime in 23-20 Buccaneers win, also hitting from 38- and 23 yards. **2014** – Played five regular season games for Denver, converting 15-of-16 field goal attempts (.938) and 15 extra points after being signed to active roster, Nov. 25...Made 11 consecutive field goals to begin his Broncos career, tying a team record...Posted two of four games in Broncos history with five field goals made without a miss, despite only playing in five games for Denver...Converted all five field goal attempts in his Broncos debut at Kansas City, Nov. 30, to tie the club record for field goals in a single game and joined Jason Elam (vs. Miami, 10/13/02) and Rich Karlis (vs. Seattle, 11/20/83) as the only players in franchise history to make five field goals



in a contest without a missed attempt... Tied the Broncos' single-game record for the second time in three weeks with five field goals at San Diego, Dec. 14... Matched career-high of 17 points vs. Oakland, Dec. 28, with four field goals and five extra points, marking his third game with at least three field goals... Named AFC Special Teams Player of the Month for December after converting 10-of-11 field goals (90.9%) and all 13 PATs... Booted two-of-two field goals and only PAT in AFC Divisional Playoff vs. Indianapolis, 1/11/15, his playoff debut. **2013** – Placed on the Reserve/Non-Football Injury list on July 24 after tearing his Achilles tendon during offseason and missed entire season. **2012** – Totaled a career-high 123 points (28-of-33 field goals, 39-of-39 PATs) and converted on six field goals of 50-plus yards to set a Buccaneers club single-season record... Kicked a career-long 57-yard field goal vs. Washington, Sept. 30... Converted a career-high six extra points at Oakland, Nov. 4. **2011** – Set Buccaneers franchise record with a 92.9 field goal percentage (26-for-28), shattering Steve Christie's 85.2 percent (23-for-27) mark in 1990... Finished the season ranked second in the NFL in field goal percentage... Tied for first in the league in field goals of 40-plus yards (15-17, 88.2 percent)... Recorded a season-high 14 points (four FGs, two PATs) in a 26-20 win vs. New Orleans, Oct. 16... Went four-for-four on field goal attempts, converting from 50, 47, 46 and 44 yards, in the first half vs. Carolina, Dec. 4 to become just the third NFL player in history to record at least four field goals of 40 or more yards in one half. **2010** – Converted 82.1 percent of his field goal attempts (23-28) to mark the eighth best single-season performance in team history... Totaled 105 points, the sixth-best point total by a kicker in team history... Recorded the second punt of his career at Carolina, Sept. 19, for 33 yards... Kicked second career game-winning field goal at Cincinnati, Oct. 10, connecting from 31 yards with one second left... Made season-long 53-yard field goal vs. St. Louis, Oct. 24. **2009** – Made 14-of-19 field goals (73.7%) and all 12 PATs totaling 54 points... Kicked his first career game-winning field goal at New Orleans, Dec. 27, connecting from 47 yards in an overtime kick... Became the first kicker in Buccaneers history and just fourth in NFL history to make three field goals of 50 yards or more in one game at Miami, Nov. 15... Recorded his first career punt for 46 yards at Atlanta, Nov. 29. **2008** – Finished his rookie season making 10-of-12 field goals (83.3 percent) and 24-of-24 PATs over 10 games played... Saw his first NFL action at N.Y. Jets, Oct. 26, connecting on a 30-yard field goal... Converted nine consecutive field goals to begin his pro career.

**COLLEGE** – Saw action in 47 games at the University of North Carolina where he converted a school-record 54-of-71 field goals (76.1%) and 103-of-109 PATs for 265 points... Connected on a UNC-record 19 consecutive field goals... Left North Carolina ranked first in school history with 54 career field goals, second with 71 field goal attempts and third with 265 points... Earned first-team All-ACC honors as a senior, hitting 19-of-22 field goals (86.4%) and producing a team-high 78 points... Made at least one field goal in 10-of-12 games his senior year... Named a second-team Freshman All-American and earned honorable mention All-ACC honors in 2004... Majored in communications.

**PERSONAL** – Attended Hoggard (Wilmington, N.C.) HS, where he was named first-team high school All-America by *USA Today*... Attended the U.S.



# VETERANS

Army All-American Bowl Combine and was selected as the event's top kicker... Set the North Carolina state record for field goals in a season and career... Born on April 11, 1986 in Arlington, Va.

## CONNOR BARTH

		SCORING										
Year	Team	GP	FG	FGA	Pct	Lg	Blk	XP	XPA	Pct	Blk	Points
2008	Kansas City	10	10	12	83.3	45	0	24	24	100.0	0	54
2009	Tampa Bay	9	14	19	73.7	54	0	12	12	100.0	0	54
2010	Tampa Bay	16	23	28	82.1	53	2	36	36	100.0	0	105
2011	Tampa Bay	16	26	28	92.9	55	0	23	23	100.0	0	101
2012	Tampa Bay	15	28	33	84.8	57	1	39	39	100.0	0	123
2013	Tampa Bay	Reserve/NFI										
2014	Denver	5	15	16	93.8	50	0	15	15	100.0	0	60
2015	Tampa Bay	12	23	28	82.1	53	0	25	26	96.2	0	94
<b>NFL Totals</b>		<b>83</b>	<b>139</b>	<b>164</b>	<b>84.8</b>	<b>57</b>	<b>3</b>	<b>174</b>	<b>175</b>	<b>99.4</b>	<b>0</b>	<b>591</b>

		FIELD GOALS										
Year	Team	1-19	Pct	20-29	Pct	30-39	Pct	40-49	Pct	50+	Pct	
2008	Kansas City	0/0	-	6/6	100.0	3/4	75.0	1/1	100.0	0/1	0.0	
2009	Tampa Bay	0/0	-	2/2	100.0	4/6	66.7	5/7	71.4	3/4	75.0	
2010	Tampa Bay	0/0	-	6/6	100.0	10/10	100.0	6/10	60.0	1/2	50.0	
2011	Tampa Bay	0/0	-	5/5	100.0	6/6	100.0	13/14	92.9	2/3	66.7	
2012	Tampa Bay	0/0	-	7/7	100.0	3/4	75.0	12/13	92.3	6/9	66.7	
2013	Tampa Bay	Reserve/NFI										
2014	Denver	2/2	100.0	4/4	100.0	5/5	100.0	3/4	75.0	1/1	100.0	
2015	Tampa Bay	0/0	-	9/9	100.0	8/8	100.0	3/6	50.0	3/5	60.0	
<b>NFL Totals</b>		<b>2/2</b>	<b>100.0</b>	<b>39/39</b>	<b>100.0</b>	<b>39/43</b>	<b>90.7</b>	<b>43/55</b>	<b>78.2</b>	<b>16/25</b>	<b>64.0</b>	

**ADDITIONAL STATISTICS:** Special Teams Tackles — (2008, 2); (2009, 1) **Total: 3;** Kickoff Touchbacks — (2008, 4); (2009, 6); (2010, 1); (2015, 32) **Total: 43;** Punts — (2009, 1 for 46 yards); (2010, 1 for 33 yards) **Total: 2 for 79 yards, 39.5 avg.**

**CAREER HIGHS:** Field Goals Made — 5 (2x), last at San Diego (12/14/14); Field Goal Attempts — 5 (4x), last vs. New York Giants (11/8/15); Longest Field Goal — 57, vs. Washington (9/30/12); Longest Field Goal Attempt — 57, vs. Washington (9/30/12); PAT Made — 6 (2x), last at Philadelphia (11/22/15); PAT Attempted — 6 (2x), last at Philadelphia (11/22/15); Points — 17 (2x), last vs. Oakland (12/28/14); Consecutive FG Made — 19, (12/2/12-12/14/14); Kickoff Touchbacks — 5 (2x), last at Washington (10/25/15).

### POSTSEASON

		SCORING										
Year	Team	GP	FG	FGA	Pct	Lg	Blk	XP	XPA	Pct	Blk	Points
2014	Denver	1	2	2	100.0	45	0	1	1	100.0	0	7
<b>NFL Totals</b>		<b>1</b>	<b>2</b>	<b>2</b>	<b>100.0</b>	<b>45</b>	<b>0</b>	<b>1</b>	<b>1</b>	<b>100.0</b>	<b>0</b>	<b>7</b>

		FIELD GOALS									
Year	Team	1-19	Pct	20-29	Pct	30-39	Pct	40-49	Pct	50+	Pct
2014	Denver	0/0	-	0/0	-	0/0	-	2/2	100.0	0/0	-
<b>NFL Totals</b>		<b>0/0</b>	<b>-</b>	<b>0/0</b>	<b>-</b>	<b>0/0</b>	<b>-</b>	<b>2/2</b>	<b>100.0</b>	<b>0/0</b>	<b>-</b>

**POSTSEASON CAREER HIGHS:** Field Goals Made — 2, vs. Indianapolis (1/11/15); Field Goal Attempts — 2, vs. Indianapolis (1/11/15); Longest Field Goal — 45, vs. Indianapolis (1/11/15); Longest Field Goal Attempt — 45, vs. Indianapolis (1/11/15); PAT Made — 1, vs. Indianapolis (1/11/15); PAT Attempted — 1, vs. Indianapolis (1/11/15); Points — 7, vs. Indianapolis (1/11/15); Consecutive Field Goals Made — 2, vs. Indianapolis (1/11/15).



# DELVIN BREAUX

## 40 CB



HEIGHT: 6-1      WEIGHT: 196  
 COLLEGE: NONE  
 JOINED SAINTS: FA-15  
 NFL EXPERIENCE: 2  
 BORN: 10/25/89

**NFL CAREER** – A New Orleans native who suffered a serious neck injury as a high school senior that did not allow him to play college football, the persistent Breaux took a route through the Gridiron Developmental Football League, the Arena Football League and the Canadian Football League, ultimately parlaying that success into a free agent contract with New Orleans. After securing a roster spot in training camp, he started all 16 games and finished with 49 tackles (38 solo), a team-high three interceptions, 23 passes defended, and a fumble recovery. Breaux was voted by his teammates as the club’s 2015 Ed Block Courage Award winner, which is given annually to a player from each National Football League team who has persevered through adversity.

**CAREER TRANSACTIONS** – Signed by Saints to a three-year contract, 1/27/15.

**HONORS** – **2015:** Ed Block Courage Award (Saints winner).

**2015** – Made all 16 starts in his first NFL season, recording 49 tackles (38 solo), a team-high three interceptions and 23 passes defended, and a fumble recovery. Was voted by his teammates as the club’s 2015 Ed Block Courage Award Winner, which is given annually to a player from each National Football League team who has persevered through adversity. He was also one of five players on the defense who started all 16 games on the season...Made his NFL debut in the team’s season opener at Arizona, Sept. 13, finishing with six tackles (four solo), one pass defended and one fumble recovery. Became first Saints corner to start in his NFL debut since Tracy Porter in 2008...Recorded three tackles (one solo) and two passes defended at Carolina, Sept. 27...Vs. Dallas, Oct. 4, registered one tackle and two passes defended...Recorded his first career interception at Philadelphia, Oct. 11. Also tallied five solo tackles, one tackle for loss and a pass defended...Recorded two solo tackles and a career-high three passes defended at Indianapolis, Oct. 25...Recorded a career-high six solo tackles and added a pass defended vs. N.Y. Giants, Nov. 1...At Washington, Nov. 15, finished with four tackles (three solo) and two passes defended...Vs. Carolina, Dec. 6, posted one solo tackle, a 22-yard interception return and two passes defended before departing (hamstring)...Recorded five tackles (one solo) and one pass defended at Tampa Bay, Dec. 13...Tallied four solo tackles, his third career interception and a career-high-tying three passes defended vs. Jacksonville, Dec. 27...In team’s season finale at Atlanta, 1/3/16, registered an assisted tackle. Left game with an ankle injury and did not return. **2012-14** – Played two seasons for the Canadian Football



# VETERANS

League's Hamilton Tiger-Cats. In two seasons, recorded 62 tackles, one sack, one interception returned for a touchdown, 10 passes defended, three forced fumbles and a fumble recovery... Also played for the Arena Football League's New Orleans VooDoo in 2013 and started his professional career in 2012 with the Louisiana Bayou Vipers in the Gridiron Developmental Football League in 2012.

**COLLEGE** – Committed to LSU as a high school senior and attended as a student but did not play following neck injury suffered in high school.

**PERSONAL** – Attended McDonogh 35 (New Orleans, La.) HS, where he played football prior to suffering a neck injury as a senior in 2006... Also attended Southern Lab (Baton Rouge, La.) HS as a junior in 2005 due to Hurricane Katrina... Has participated in multiple community events, including serving as a celebrity judge during New Orleans Entrepreneurship week, a visit to the KIPP New Orleans Leadership Academy on behalf of Chevron U.S.A.'s "Fuel Your School" program, which helps fund materials and supplies for local public schools and attending a fundraiser to support construction of the St. Tammany Parish Childrens Museum... Visited Woodlake Elementary in Mandeville in May to read to students and participate in a pizza party as part of the Domino's Reading Program... Born Oct. 25, 1989 in New Orleans, La.

## DELVIN BREAUX

Year	Team	GP	GS	Tot	TACKLES			Yds	INTERCEPTIONS					FUMBLES		
					Solo	Asst	Sk		No	Yds	Lg	TD	PD	FF	FR	Yds
2015	New Orleans	16	16	49	38	11	0.0	0.0	3	22	22	0	23	0	1	0
<b>NFL Totals</b>		<b>16</b>	<b>16</b>	<b>49</b>	<b>38</b>	<b>11</b>	<b>0.0</b>	<b>0.0</b>	<b>3</b>	<b>22</b>	<b>22</b>	<b>0</b>	<b>23</b>	<b>0</b>	<b>1</b>	<b>0</b>

**CAREER HIGHS:** Tackles — 6 (2x), last vs. N.Y. Giants (11/1/15); Solo Tackles — 6, vs. N.Y. Giants (11/1/15); Sacks — 0; Interceptions — 1 (3x), last vs. Jacksonville (12/27/15); Passes Defended — 3 (2x), last vs. Jacksonville (12/27/15); Forced Fumbles — 0; Fumble Recoveries — 1, at Arizona (9/13/15).



## DREW BREES

9 QB

HEIGHT: 6-0 WEIGHT: 209

COLLEGE: PURDUE

JOINED SAINTS: UFA-06 (SD)

NFL EXPERIENCE: 16

BORN: 1/15/79



**NFL CAREER** – Few players in the era of NFL free agency can rival the impact that Drew Brees has made on the Saints since arriving in 2006 from the San Diego Chargers – leading the team to victory in Super Bowl XLIV and being named the contest's MVP, earning league Offensive Player of the Year honors after three seasons, *Sports Illustrated* Sportsman of the Year and *AP* Male Athlete of the Year in 2010, being voted to the Pro Bowl seven times and shattering league and team





passing records. He ranks among the league's elite quarterbacks, becoming the first player in NFL history to pass for over 4,000 yards in 10-straight campaigns – including an NFL-record four 5,000-yard passing seasons. Brees has also set three other single-season league records since joining the Saints: 300-yard passing games (13, 2011), completion percentage (71.2, 2011) and completions (468, 2011). His streak of 54 consecutive games with a touchdown pass from 2009-12 shattered a mark that had stood since 1960. Despite missing one game, Brees captured the league's passing yardage title for an NFL-record sixth time, completing 428-of-627 passes (68.3%) for 4,870 yards, 32 touchdowns and a 101.0 passer rating over 15 starts. His completions (428) and completion percentage (68.3) were second-best across the NFL, while his 32 touchdowns tied for the fourth-highest total in the league. With 32 touchdown passes, Brees also became the first quarterback in NFL history to throw 30 touchdowns in eight consecutive seasons. Brees' record as a starter for the Saints is 94-64 (.595) in the regular season and 6-4 (.600) in the postseason, easily making him the winningest signal-caller in all-time franchise annals. Brees also has thrown for over 300 yards in 89 games with the Saints, including 12 contests with over 400, ranked second in NFL record books. Overall in his 15-year NFL career, he's completed 5,365-of-8,085 passes (66.4%) for 60,903 yards, 428 touchdowns and a 95.8 rating. He's the NFL's all-time most accurate passer, is ranked third in completions, tied for third in touchdown passes, ranked fourth in passing yardage and seventh in passer rating. A pillar of the community, he's also received numerous accolades and awards for taking a leadership role off the field in the Gulf South community.

**CAREER TRANSACTIONS** – Agreed to terms on a five-year contract, 7/13/12; Designated Exclusive Rights Franchise Player, 3/3/12; Signed to six-year contract with Saints (UFA-SD), 3/16/06; Re-signed by San Diego Chargers to one-year contract as Franchise Player, 3/4/05; Designated Franchise Player by San Diego, 2/22/05; Signed by San Diego to a four-year contract, 8/7/01; Selected by San Diego in the second round (32nd overall) of 2001 NFL Draft.

**HONORS** – **2015:** Castrol Edge Clutch Performer of the Year; NFC Offensive Player of the Week (Weeks 4 and 8); FedEx Air Player of the Week (Weeks 8 and 16); Castrol Edge Clutch Performer of the Week (Week 8). **2014:** Pro Bowl; NFC Offensive Player of the Week (Week 13). **2013:** Pro Bowl (captain); PFWA All-NFC; NFC Offensive Player of the Week (Weeks 4, 8 and 17); FedEx Air Player of the Week (Weeks 4, 8, 10 and 17). **2012:** Pro Bowl; NFC Offensive Player of the Week (Week 5); GMC Never Say Never Moment of the Week (Week 5); FedEx Air Player of the Week (Week 7). **2011:** Pro Bowl; *Associated Press* NFL Offensive Player of the Year; *Sports Illustrated* NFL Offensive Player of the Year (Peter King); FedEx Air Player of the Year; Committee of 101 NFC Offensive

## WORTH NOTING

Since joining the Saints in 2006, Brees has completed 4,240-of-6,276 passes (67.6%) for 48,555 yards with 348 touchdown passes and a 99.0 passer rating, leading the NFL in passing yardage, attempts, completions and scoring throws. Brees is the club's all-time leader in virtually every passing category. Brees is the only NFL player to throw for at least 5,000 yards in four seasons.



## VETERANS

Player of the Year; Bart Starr Award; *Sports Illustrated* (Peter King) All-Pro; Second-team AP All-Pro; NFC Offensive Player of the Month (December/January); GMC Never Say Never Moment of the Week (Week 3); NFC Offensive Player of the Week (Weeks 7, 12 and 16); FedEx Air Player of the Week (Weeks 12 and 16). **2010:** Pro Bowl; *Sports Illustrated* Sportsman of the Year; AP Male Athlete of the Year; Sporting News 100 Greatest Players (No. 2). **2009:** Super Bowl XLIV MVP; Pro Bowl starter; *Sporting News* Offensive Player of the Year; Maxwell Club Player of the Year; NFL Alumni – Quarterback of the Year; Committee of 101 NFC Offensive Player of the Year; PFWA Good Guy Award; *Sporting News* 100 Greatest Players (No. 18); *Sporting News* All-Pro; Second-team AP All-Pro; FedEx Air Player of the Year; USA Football All-Fundamentals Team; NFC Offensive Player of the Month (September); NFC Offensive Player of the Week (Weeks 1, 6 and 12); FedEx Air Player of the Week (Weeks 1, 2 and 6). **2008:** Pro Bowl; AP NFL Offensive Player of the Year; FedEx Air Player of the Year; Committee of 101 NFC Offensive Player of the Year; *Sports Illustrated* (Peter King) All-Pro; *Sporting News* All-Pro; *Pro Football Weekly*/PFWA All-NFC; Second-team AP All-Pro; NFC Offensive Player of the Month (September); NFC Offensive Player of the Week (Weeks 6, 8 and 12); FedEx Air Player of the Week (Weeks 8 and 12). **2007:** *Pro Football Weekly*/PFWA Arthur S. Arkush Humanitarian Award; NFC Offensive Player of the Week (Weeks 8 and 14). **2006:** Pro Bowl starter; co-NFL Walter Payton Man of the Year; AP All-Pro; Maxwell Club Player of the Year; Committee of 101 NFC Offensive Player of the Year; PFWA George Halas Award; *Pro Football Weekly*/PFWA All-Pro & All-NFC; *Sporting News* All-Pro; *USA Today* All-Pro; *Sports Illustrated* (Dr. Z) MVP; NFL FedEx Air Player of the Year; NFC Offensive Player of the Week (Weeks 9 and 14); FedEx Air Player of the Week (Weeks 9, 12 and 14); Jim Finks Good Guy Award (cooperation with local media). **2005:** AFC Offensive Player of the Week (Week 4); FedEx Air NFL Player of the Week (Week 9). **2004:** Pro Bowl; Comeback Player of the Year (AP, FoxSports.com and *Dallas Morning News*); Most Improved Player (CBSSportsline.com, *Pro Football Weekly* and *Sports Illustrated*); *Football Digest* All-Pro (second-team); College & *Pro Football Newsweekly* All-Pro (second-team); AFC Offensive Player of the Week (Week 8); FedEx Air NFL Player of the Week (Weeks 8 and 9).

**2015** – Selected by teammates as one of six season-long captains. Started 15 games and completed 428-of-627 passes (68.3%) for 4,870 yards, 32 touchdowns and a 101.0 rating. Despite missing one game (shoulder), Brees captured the league's passing title for an NFL-record sixth time. His completions (428) and completion percentage (68.3) totals were second-best across the NFL, while his 32 touchdowns and 36 completions of 25-or-more yards were tied for the fourth-highest total. He extended his own NFL record with a 10th consecutive season with 4,000 or more passing yards, with no other quarterback in NFL history having a streak longer than six seasons. The season marked his 10th consecutive campaign of at least 25 touchdowns, making him the second quarterback in history to throw for at least 25 touchdown passes in 10 straight seasons, joining Peyton Manning (1998-2010). Overall, it was his 11th season with at least 25 scoring throws, tying him for second in NFL record books for the most seasons with 25 or more touchdown passes, trailing only Manning (16). With 32 touchdowns, Brees became the first quarterback to throw 30 touchdowns in eight



straight seasons...In opener at Arizona, Sept. 13, completed 30-of-48 passes for 355 yards, with one TD and an interception. WR Brandon Coleman became the 50th player to catch a touchdown from Brees in the regular season...Vs. Tampa Bay, Sept. 20, completed 24-of-38 for 255 yards, a TD and one interception. Recorded 4,968th career completion, breaking a tie with Dan Marino to take sole possession of third place on the NFL's all-time list...Declared inactive at Carolina (shoulder), Sept. 27, missing his first game as a professional due to an injury...Returned vs. Dallas, Oct. 4, and completed 33-of-41 attempts (80.5%) for 359 yards, two TDs and a 119.4 rating. Connected with RB C.J. Spiller for an 80-yard game-winning TD in overtime, his 400th career TD pass. Became the fifth quarterback to reach the milestone; he did so in his 205th career game, making him the fastest player to reach 400 passing TDs (Peyton Manning 209). Game-winner was his first career overtime TD pass. With his first quarter TD to TE Josh Hill, Brees became only the third player in NFL history to reach 5,000 career completions. Completed 15 consecutive passes in the first half, tied for the fourth-longest such streak in team history. Named the NFC Offensive Player of

## WHERE BREES RANKS IN NFL HISTORY

	No.	Active Rank	All-Time Rank
Attempts	8,085	1	4
Completions	5,365	1	3
Passing Yards	60,903	1	4
Passing TDs	428	T-1	T-3
Passer Rtg. (min 1,500 att.)	95.8	5	7
300-yard passing games	96	1	1
Games with 4+ Passing TDs	27	1	2
Games with 5+ Passing TDs	10	1	1
3,000-yard Passing Seasons	13	T-1	T-3
4,000-yard Passing Seasons	10	1	2
5,000-yard Passing Seasons	4	1	1
Seasons with 25+ Passing TDs	11	T-2	T-2
Seasons With 30+ Passing TDs	8	1	2

the Week...Vs. Atlanta, Oct. 15, completed 30-of-39 passes (76.9%) for 312 yards with one TD and a 108.1 rating...Vs. N.Y. Giants, Nov. 1, appeared in his 150th career game as a Saint. Completed 39-of-50 passes (78.0%) for 505 yards with seven TDs, two interceptions and a 131.7 rating. Yardage total was second-highest total of his career and second in team records. TD pass total set a team record and tied NFL single-game record with seven other players. Tied a career-high for completions. Threw for a career-high 162 yards in first quarter. Completed 18 consecutive passes from the first through third quarters, falling just short of team record of 19 straight, which he's accomplished twice. Named NFC Offensive Player of the Week for the 22nd time in his career and 20th time as a Saint...Vs. Tennessee, Nov. 8, completed 28-of-39 passes for 387 yards with three TDs, one interception and a 118.2 rating. Carried three times for -1 yards with a one-yard TD. With three TD passes, it marked 10 over his last two games, tying a career-high for the most after a two game span, while he joined Y.A. Tittle and Nick Foles as only the third signal-caller in NFL record books to throw at least three TDs following a game in which they threw seven...Completed 25-of-

## YARDAGE LEADER

With **60,903** career passing yards, Brees is ranked first among active NFL passers and fourth all-time. After throwing for **4,870 yards in 2015** to lead the NFL, he is the first quarterback to lead or tie for the NFL lead in passing yardage six times. Brees is also the only player to throw for **5,000 yards** four times, holding three of the current top-five yardage totals and four of the top seven. With **459** passing yards in 2016, Brees would move into third place.

### TOP FIVE ALL-TIME CAREER NFL PASSING YARDAGE TOTALS

Yards	Quarterback
1. 71,940	Peyton Manning
2. 71,838	Brett Favre
3. 61,361	Dan Marino
4. <b>60,903</b>	<b>Drew Brees</b>
5. 58,028	Tom Brady

### MOST PASSING YARDS IN AN NFL SEASON (ALL 5,000 YARD PASSING SEASONS)

Quarterback	Year	Yards
1. Peyton Manning, Den.	2013	5,477
2. <b>Drew Brees, NO</b>	<b>2011</b>	<b>5,476</b>
3. Tom Brady, NE	2011	5,235
4. <b>Drew Brees, NO</b>	<b>2012</b>	<b>5,177</b>
5. <b>Drew Brees, NO</b>	<b>2013</b>	<b>5,162</b>
6. Dan Marino, Mia.	1984	5,084
7. <b>Drew Brees, NO</b>	<b>2008</b>	<b>5,069</b>
8. Matthew Stafford, Det.	2011	5,038

### MOST PASSING YARDS IN 2015

Quarterback	Yards
1. <b>Drew Brees, NO</b>	<b>4,870</b>
2. Philip Rivers, SD	4,792
3. Tom Brady, NE	4,770

### MOST CAREER OVERALL GAMES WITH AT LEAST 300 PASSING YARDS, NFL HISTORY (REGULAR SEASON AND POSTSEASON)

Player	Team(s)	No.
1. <b>Drew Brees</b>	<b>NO/SD</b>	<b>102</b>
2. Peyton Manning	Den./Ind.	98
3. Tom Brady	NE	81

44 passes for 228 yards and one interception at Houston, Nov. 29. Consecutive games streak with at least one TD pass ended at 45 games, fifth-longest in NFL history... At Tampa Bay, Dec. 13, played in his 214th career game and took sole possession of 12th place all-time among NFL signal-callers in games played. Completed 31-of-41 passes for 312 yards with two TDs, zero interceptions and a 113.1 rating. Moved past Marino into sole possession of fourth place all-time in TD passes... Completed 34-of-52 passes for 341 yards with three TDs and rushed once for 11 yards for a 103.1 rating vs. Detroit, Dec. 21. Became fourth player in NFL record books with 60,000 yards passing. Surpassed Manning to move into sole possession of first all-time with 94 300-yard passing games. Surpassed Marino to move into fourth all-time for multiple touchdown pass games (128)... Vs. Jacksonville, Dec. 27, completed 25-of-36 passes for 412 yards with three TDs, zero interceptions and a 135.4 rating. With his 13th career 400-yard passing game, moved into a tie with Marino for second all-time. With two first quarter TDs, he recorded the ninth multi-TD first quarter of his career. With his 71-yard TD

pass to WR Brandin Cooks, he matched Peyton Manning and Aaron Rodgers for most career TDs of 70-yards or more. It also marked his 49th career game of at least 350 passing yards - the most in NFL history and his 95th career contest of at least 300 yards. Extended streak with at least one home TD pass to 54, extending his NFL record... In finale at Atlanta, 1/3/16, completed 32-of-42 passes for 323 yards with one TD, zero interceptions and a 105.6 rating. It was his NFL-best 96th career 300-yard passing game. **2014** – Selected by his teammates as



## TOUCHDOWN LEADER

With **428** career touchdown passes, Brees is tied for third all-time and first among active players.

### TOP FIVE ALL-TIME NFL PASSING TD TOTALS

Touchdowns	Quarterback
539	Peyton Manning
508	Brett Favre
<b>428</b>	<b>Drew Brees</b>
428	Tom Brady
420	Dan Marino

one of six season-long team captains. Started all 16 games for the fifth consecutive season, as one of 17 quarterbacks to start every one of his team's contests in 2014. Completed 456-of-659 passes (69.2%) for 4,952 yards, 33 touchdowns, 17 interceptions and a 97.0 rating. Finished season ranked first in completions and attempts, tied for first in passing yardage,

ranked second in completion percentage, tied for fifth in touchdown passes and ranked sixth in rating. Selected to his eighth Pro Bowl as a Saint, surpassing Pro Football Hall of Fame T William Roaf for the team lead and ninth overall. In finale at Tampa Bay, Dec. 28, led New Orleans on a seven-play, 50-yard drive that ended with the game-winning 36-yard TD pass to WR Marques Colston. Brees and Colston also became the fifth-most prolific quarterback-receiver combination for touchdowns with that 68th touchdown connection (Colston departs the Saints in 2016 with the duo ranked fifth at 72). Overall, completed 24-of-38 passes for 281 yards with one TD and three interceptions in a contest where the Saints came back to win facing a 13-point fourth quarter deficit for the first time...In his 200th career game at Chicago, Dec. 15, Brees completed 29-of-36 passes for 375 yards, three TDs, zero interceptions and a 137.8 rating...Brees completed 19-of-27 passes for 257 yards, five TDs and a 140.0 rating at Pittsburgh, Nov. 30. Named NFC Offensive Player of the Week for 18th time as a Saint, the most conference weekly awards by a player since 2006. It was his 20th overall, joining Manning and Brady as only the third player to win 20 conference Player of the Week awards...Completed 35-of-45 passes for 420 yards, three TDs, one interception and a 118.5 rating vs. Baltimore, Nov. 24...Completed 33-of-41 (80.5%) passes for 255 yards, one TD and a 100.7 passer rating vs. Cincinnati, Nov. 16...Completed 24-of-34 (70.6%) passes for 297 yards and one TD at Carolina, Oct. 30...Completed 27-of-32 (84.4%) for 311 yards, three TDs and a 138.4 rating vs. Green Bay, Oct. 26...Completed 35-of-57 passes for 371 yards, with two TDs in overtime win vs. Tampa Bay, Oct. 5. Led team on a 12-play, 80-yard scoring drive in overtime...Completed 32-of-44 (72.7%) passes for 340 yards with two TDs, one interception and a 100.6 rating at Dallas, Sept 28... Completed 27-of-35 (77.1%) passes for 293 yards, two TDs and a 120.3 rating vs. Minnesota, Sept. 21. **2013** – Selected by teammates as one of six season-long team captains. Opened all 16 regular season games for fourth consecutive season and started both postseason contests. Completed 446-of-650 passes (68.6%) for 5,162 yards with 39 touchdowns and 12 interceptions to compile a 104.7 rating. Rushed 35 times for 52 yards with a career-high three touchdowns. Second in NFL in completions, completion percentage, passing yardage and passes, fifth in third down passer rating (103.1) and sixth in overall rating...In opener vs. Atlanta, Sept. 8, posted a 113.6 rating and completed 26-of-35 (74.3%) for 357 yards with two TDs, including a second quarter 25-yard TD to Colston that made him club's all-time receiving leader...Completed 26-of-46



passes for 322 yards and one TD at Tampa Bay, Sept. 16. With the Saints trailing 14-13 with 1:06 remaining, completed three-of-four throws on a drive that ended with a game-winning FG as time expired... Completed 29-of-46 for 342 yards and three TDs vs. Arizona, Sept. 22... Completed 30-of-39 (76.9%) passes for 413 yards, four TDs, zero interceptions and a 144.5 rating vs. Miami, Sept. 30. In the contest, moved past Hall of Famer John Elway into fourth place in league records in completions and tied his own existing NFL mark for consecutive games with at least 300 yards passing (nine), capturing NFC Offensive Player of the Week honors... Completed 29-of-35 (82.9%) passes for 288 yards, two TDs, and a 120.0 rating at Chicago, Oct. 6... Completed 17-of-36 passes for 236 yards, two TDs and an interception, with the 17 completions ending an NFL-record 57 consecutive games streak of at least 20 completions at New England, Oct. 13... Completed 26-of-34 passes (76.5%) for 332 yards, with five TDs and a 146.1 rating vs. Buffalo, Oct. 27... Completed 34-of-41 (82.9%) passes for 392 yards with four TDs, zero interceptions and a 139.0 rating vs. Dallas, Nov. 10. He tied his own franchise record with 19 consecutive completions as he led the Saints to an NFL-record 40 first downs and franchise-record 625 net yards and he captured NFC Offensive Player of the Week honors for the second time of the season... Completed 30-of-43 (69.8%) passes for 305 yards and one TD in leading the Saints to a victory between NFC powerhouses as time expired vs. San Francisco, Nov. 17. After getting the ball back with 1:41 left at the New Orleans 40-yard line, Brees moved the team to set up the 31-yard game-winning field goal... Completed 23-of-33 (69.7%) passes for 278 yards, two TDs and a 115.5 rating in Thursday night win at Atlanta, Nov. 21. Moved past Hall of Famer Warren Moon for sole possession of fifth place in NFL history with 49,566 career passing yards... Completed 30-of-42 (71.4%) attempts for 313 yards, with four TDs, zero interceptions and a 124.4 rating vs. Carolina, Dec. 8. Gave Saints lead with a three-yard TD to Colston with 31 seconds remaining in the first half. With his 22-yard completion to TE Jimmy Graham, became only the fifth player in NFL history to throw for 50,000 career yards... Tied his franchise record for completions, when he connected on 39-of-56 passes for 393 yards and one TD at St. Louis, Dec. 15... Completed 30-of-44 passes for 281 yards with one TD and two interceptions as he rallied Saints from a 10-6 deficit to take a 13-10 lead in fourth quarter at Carolina, Dec. 22... In regular season finale vs. Tampa Bay, Dec. 29, completed 24-of-31 (77.4%) passes for 381 yards with four TDs, zero interceptions and a 157.4 rating as he led the Saints to a win that clinched a playoff berth. 25th career contest with at least four touchdowns. Captured NFC Offensive Player of the Week honors for the third time of the season... In NFC Wild Card playoff game at Philadelphia, 1/4/14, completed 20-of-30 passes for 250 yards with one TD... In NFC Divisional playoff game at Seattle, 1/11/14, completed 24-of-43 passes for 309 yards with a TD... Selected to the Pro Bowl for the eighth time overall and seventh time as a Saint, tying him with Roaf for most selections in franchise history, and making him the only Saint to be selected six consecutive times. Served as a captain and starter for Team Rice in the contest as he completed an eight-yard TD to Graham in the winning effort. **2012** – Selected by teammates as one of the six season-long team captains. Started all 16 games and completed 422-of-670 (63.0%) for 5,177 yards with 43 TDs and 19 interceptions for a 96.3 rating. Led the NFL in passing yardage, touchdown passes and completions of 25 yards or more (47). Touchdown total was the sec-



ond-highest total (46 in 2011) of his career, making him and Dan Marino the only two players in NFL history with at least two seasons with 40 or more touchdowns (Since also done by Peyton Manning in 2013). Yardage total was then the third-highest single-season figure in NFL records... Earned his sixth Pro Bowl selection as a Saint, (injury replacement), starting the game... Completed 35-of-54 passes for 446 yards, three TDs and a 109.0 rating at Green Bay, Sept. 30. First quarter 20-yard touchdown to Colston extended his streak of consecutive games with a TD to 47, tying Johnny Unitas' NFL record... Completed 29-of-45 passes for 370 yards, four TDs, one interception and a 110.4 rating in leading the Saints to their first win of the season vs. San Diego, Oct. 7. Brees' 40-yard touchdown pass to WR Devery Henderson marked the 48th consecutive game he tossed a touchdown, making him the new NFL record-holder for consecutive games with a TD pass. Trailing 24-21 in the fourth quarter, led Saints back from

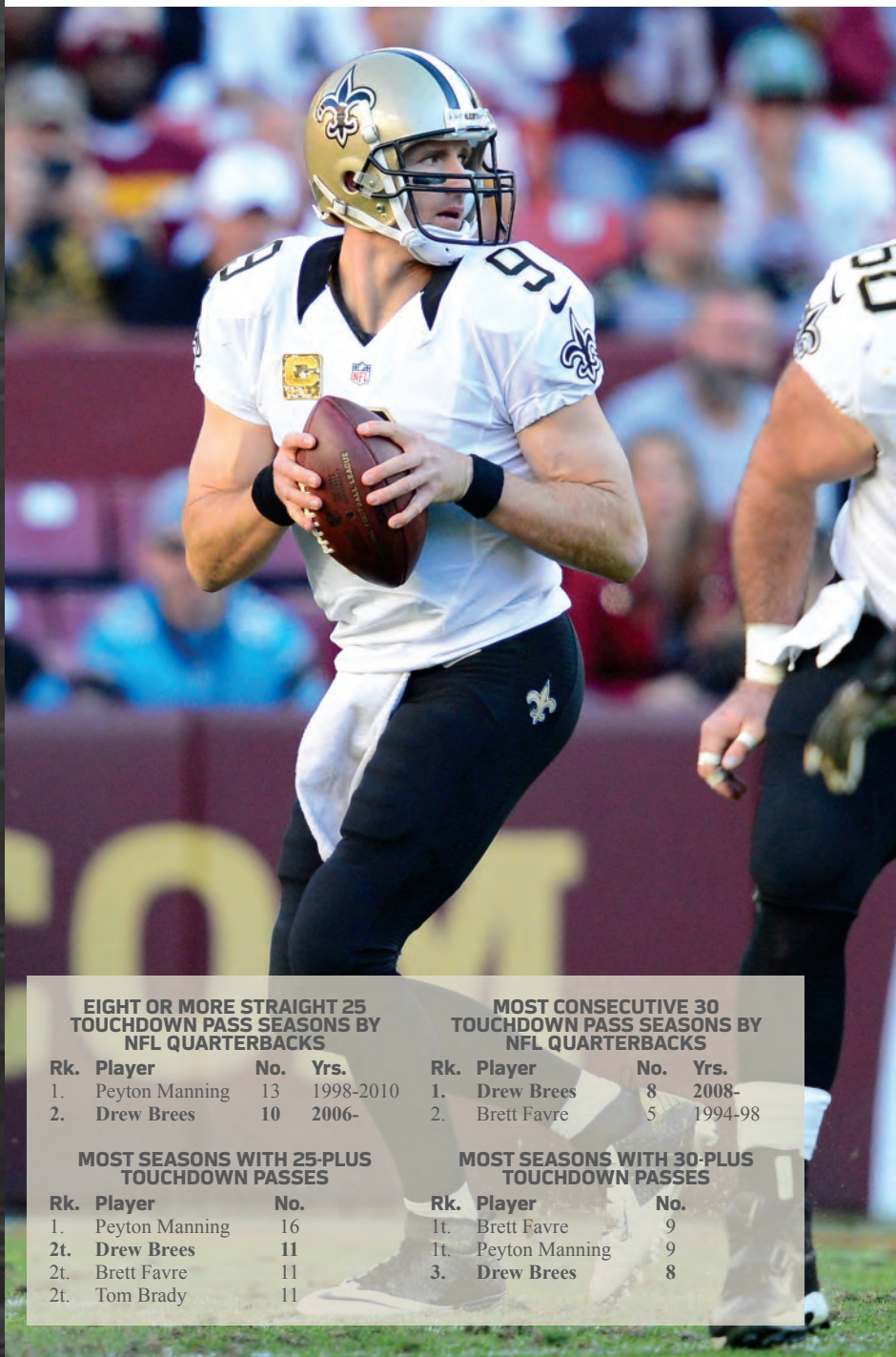
## WORTH NOTING

**Brees is only second NFL quarterback to have thrown for at least 25 touchdowns in 10 consecutive seasons, the only active player. With 11 seasons overall with at least 25 touchdown passes, Brees is tied with Tom Brady and Brett Favre for second overall in NFL record books, first among active players.**

**With at least 30 touchdown throws each season from 2008-15, Brees is the only quarterback to do so for eight consecutive seasons. With eight seasons overall with at least 30 scoring throws, he's ranked third overall in NFL record books, first among active players.**

a three-point deficit on a nine-play, 90-yard drive, as he completed six-of-six throws for 89 yards including a five-yard scoring pass to Colston. Captured NFC Offensive Player of the Week honors for the first time in 2012... Completed 27-of-37 (73.0%) for 377 yards with four touchdowns, an interception and a 130.1 rating at Tampa Bay, Oct. 21... With his 300th and 301st career touchdowns, surpassed Elway into sixth place on the NFL's all-time list at Denver, Oct. 28... Completed 21-of-27 (77.8%) for 239 yards, two TDs, one interception and a 128.2 rating vs. Philadelphia, Nov. 5. His two TDs came on a second quarter one-yard pass to Colston and a third quarter six-yard throw to Graham... Completed 21-of-32 passes for 298 yards, three TDs, one interception and a 113.8 rating in leading the Saints to a 31-27 win vs. Atlanta, Nov. 11... Completed 20-of-27 passes for 219 yards, three TDs and a season-high 134.6 rating at Oakland, Nov. 18... Had NFL-record streak of consecutive games with a touchdown pass end at 54 when he failed to throw a TD at Atlanta, Nov. 29... Completed 26-of-43 passes for 354 yards, a TD and an interception at N.Y. Giants, Dec. 9... Hit on 26-of-39 passes for 307 yards, four TDs and zero interceptions for a 124.6 rating vs. Tampa Bay, Dec. 16... Was 37-of-53 for 446 yards, tying a season-high for yardage and the club's second-highest total, with three TDs and a 114.2 rating in overtime win at Dallas, Dec. 23... Completed 29-of-43 passes for 396 yards with four TDs, one interception and a 118.0 rating in season finale vs. Carolina, Dec. 30. **2011** – Selected by teammates as season-long team captain. Started all 16 regular season games and completed 468-of-657 passes (71.2%) for 5,476 yards with 46 touchdowns and 14 interceptions for a 110.6 rating. Set what was then NFL single-season passing yardage record with his nine-yard touchdown to





### EIGHT OR MORE STRAIGHT 25 TOUCHDOWN PASS SEASONS BY NFL QUARTERBACKS

Rk.	Player	No.	Yrs.
1.	Peyton Manning	13	1998-2010
2.	Drew Brees	10	2006-

### MOST CONSECUTIVE 30 TOUCHDOWN PASS SEASONS BY NFL QUARTERBACKS

Rk.	Player	No.	Yrs.
1.	Drew Brees	8	2008-
2.	Brett Favre	5	1994-98

### MOST SEASONS WITH 25-PLUS TOUCHDOWN PASSES

Rk.	Player	No.
1.	Peyton Manning	16
2t.	Drew Brees	11
2t.	Brett Favre	11
2t.	Tom Brady	11

### MOST SEASONS WITH 30-PLUS TOUCHDOWN PASSES

Rk.	Player	No.
1t.	Brett Favre	9
1t.	Peyton Manning	9
3.	Drew Brees	8



## VETERANS

Darren Sproles in a 45-16 win over Atlanta, Dec. 26, eventually finishing season with 5,476. Also set NFL records for completions, completion percentage and 300-yard passing games (13) as he ended the season with a stretch of seven straight contests with 300 yards or more...Opened the season at Green Bay, Sept. 8, 32-of-49 for 419 yards, three TDs and a 112.5 rating. Brees had a perfect 158.3 rating on third down, completing eight-of-nine throws for 129 yards with two touchdowns. Trailing 42-34 with only 1:08 remaining and starting at their 20, Brees led the Saints to the Packers one-yard line for a final play that could have tied the game, completing five-of-six throws for 71 yards...Led Saints to first win of 2011 in home opener vs. Chicago, Sept. 18, when he completed 26-of-37 passes for 270 yards with three TDs and a 118.1 rating. A 79-yard TD throw to Henderson gave New Orleans a 10-7 second quarter lead that they wouldn't relinquish...Completed 31-of-44 passes for 370 yards, three TDs and zero interceptions vs. Houston, Sept. 25. Trailing 33-32 with 4:13 left, he led New Orleans on an eight-play, 93-yard drive, where he completed three-of-six passes for 56 yards and converted a successful two-point conversion to WR Lance Moore after RB Mark Ingram's 13-yard touchdown run...Completed 31-of-44 passes for 351 yards, one TD and two interceptions in leading Saints to their third straight victory at Jacksonville, Oct. 2...Completed 32-of-45 passes for 359 yards, two TDs, an interception and a 100.1 rating in leading the Saints to their fourth straight win at Carolina, Oct. 9. Trailing 27-23 in the fourth quarter, he led the Saints back from a four-point deficit on a successful 11-play, 59-yard drive, where the Saints scored with 50 seconds remaining, as he completed seven-of-eight throws for 71 yards, including a six-yard TD pass to RB Pierre Thomas...Completed 29-of-45 passes for 383 yards, one TD and two interceptions, as he became the first quarterback to throw for at least 350 yards in four straight games at Tampa Bay, Oct. 16...Completed 88.6 percent of his passes, the second-best single-game completion percentage in club history and the best by a quarterback with at least 20 attempts as Saints set a team scoring record in a Sunday night 62-7 win vs. Indianapolis, Oct. 23. Went 31-of-35 for 325 yards and five TDs for a 144.9 rating as he was named NFC Offensive Player of the Week for the first time since 2009...Completed 27-of-36 passes for 258 yards, two TDs and an interception for a 101.4 rating vs. Tampa Bay, Nov. 6...Completed 30-of-43 passes for 322 yards, two TDs and a 106.9 rating in leading the Saints to an overtime win at Atlanta, Nov. 13. After getting the ball back in overtime at the Falcons 29-yard line, Brees moved the team to set up K John Kasay's 26-yard game-winning field goal...Completed 24-of-38 passes for 363 yards and four TDs while adding an eight-yard TD run for a rating of 129.6 vs. N.Y. Giants, Nov. 28, as he became the first Saint with four passing TDs and one rushing TD in a game and the first QB in Monday Night Football history with 350 passing yards, four passing TDs and a rushing TD. Named NFC Offensive Player of the Week...Completed 26-of-36 passes for 342 yards, three TDs and a 129.6 rating vs. Detroit, Dec. 4. Became first quarterback in NFL history to top 4,000 passing yards in his team's first 12 games of a season...Completed 36-of-47 passes for 337 yards, two TDs and a 110.0 rating at Tennessee, Dec. 11. Threw both touchdowns in the fourth quarter, rallying New Orleans from a 10-9 deficit. On the game-winning drive, completed five-of-five passes for 69 yards, including the 35-yard TD to Colston and gained two yards on a quarterback sneak on third-and-one to convert...Reached 40,000 career yards as he hit on 32-of-40 for 412



yards and five TDs, for a season-high 149.6 rating at Minnesota, Dec. 18. It was Brees' seventh contest of at least 350-yards passing in 2011, eclipsing the previous NFL record (Tom Brady - 2007)...23-of-39 for 307 yards with four TDs and two interceptions, upping his season touchdown total to a career-high 41, vs. Atlanta, Dec. 26 as the Saints clinched the division. Brees' fourth quarter nine-yard touchdown to Sproules, his final throw of the game, put him at 5,087 yards, setting what was then the NFL single-season record. Captured NFC Offensive Player of the Week for third time of 2011...Hit 28-of-35 passes for 389 yards

## WORTH NOTING

### NFL RECORDS BREES HAS SET OR TIED SINCE JOINING THE SAINTS:

**Touchdown passes in a game:** 7, vs. New York Giants, Nov. 1, 2015 (tied with seven other players)

**Completions in a season:** 468, 2011

**Games with over 300 yards passing in a season:** 13, 2011

**Consecutive games with 300 yards or more passing:** 9 (2x), (Nov. 13, 2011-Sept. 16, 2012 and Nov. 29, 2012-Sept. 30, 2013)

**Most passing yards in a five-game span:** 1,954, Oct. 29-Nov. 26, 2006

**Completion percentage in a season:** 71.2%, 2011

**Most passing yards in a four-year span:** 20,767, 2011-14

**Most passing yards in a five-year span:** 25,637, 2001-15

**Consecutive games with a touchdown pass:** 54, 2009-12

**Career 300-yard passing games:** 96

**Career completion percentage:** 66.4%

with five TDs, an interception and a 140.7 rating vs. Carolina, 1/1/12. Extended his then NFL single-season record passing yardage total to 5,476 and upped his completion total to 468 to set another record, while surpassing his previous NFL mark with a 71.2% completion percentage. With the 13th 300-yard passing performance of 2011, he extended his NFL record...Completed 33-of-43 passes for a postseason career-high and club-record 466 yards, four TDs and no interceptions for a 134.4 rating in NFC Wild Card playoff vs. Detroit, 1/7/12. Only Cleveland's Bernie Kosar, who passed for 489 yards against the New York Jets in the 1986 AFC Divisional playoff, threw for more yards in the postseason...Completed 40-of-63 passes for 462 yards, four TDs and two interceptions in NFC Divisional playoff game at San Francisco, 1/14/12. His first quarter interception was his first in his last 217 attempts in the postseason, ending an NFL-record streak of consecutive postseason passes without a pick. It was the third consecutive 400-yard effort, making him the only quarterback to do so, as he surpassed Marino (two) and Manning (two) for the most 400-yard passing games in NFL postseason history. Completion total broke own NFL record. **2010** - Selected by teammates as one of five season-long team captains. Opened all 16 regular season games and the NFC Wild Card Playoff contest at Seattle. Completed 448-of-658 passes (68.1%) for 4,620 yards with 33 touchdowns and 22 interceptions to compile a 90.8 rating...In the NFL season opener vs. Minnesota, Sept. 9, posted a 101.3 passer rating and completed 27-of-36 (75.0%) passes for 237 yards with one TD, a 29-yard completion to Henderson on New Orleans' first drive...Completed 28-of-38 passes for 254 yards, two TDs and a 108.9 rating at



San Francisco, Sept. 20. With the game tied at 22-22 with 1:19 remaining, completed four-of-six throws on a drive that ended with a game-winning field goal by K Garrett Hartley as time expired...Completed 30-of-38 passes (79.0%) for 365 yards, three TDs and a 111.1 rating vs. Atlanta, Sept. 26...Completed 33-of-48 passes for 275 yards and a TD as he embarked the Saints on their second fourth quarter rally in three weeks vs. Carolina, Oct. 3...Completed 21-of-32 passes for 263 yards, three touchdowns, one interception and a 109.2 rating at Tampa Bay, Oct. 17...Completed 34-of-44 passes (77.3%), including 20-of-22 in



## TEAM RECORDS

### TEAM RECORDS BREES HAS BROKEN OR TIED SINCE JOINING THE SAINTS:

<b>GAME</b>	<p><b>Completions:</b> 39, at Denver, Sept. 21, 2008, at St. Louis, Dec. 15, 2013 and vs. New York Giants, Nov. 1, 2015</p> <p><b>Attempts:</b> 60, at Chicago, Dec. 30, 2007</p> <p><b>Yards:</b> 510, vs. Cincinnati, Nov. 19, 2006</p> <p><b>Consecutive Completions:</b> 19, vs. Tampa Bay, Dec. 27, 2009 and vs. Dallas, Nov. 10, 2013</p> <p><b>Touchdown Passes:</b> 7, vs. New York Giants, Nov. 1, 2015</p> <p><b>Passer Rating:</b> 158.3, vs. New England, Nov. 30, 2009 (tied)</p>
<b>SEASON</b>	<p><b>Completions:</b> 468, 2011 (NFL record)</p> <p><b>Attempts:</b> 670, 2012</p> <p><b>Completion Pct.:</b> 71.2, 2011 (NFL record)</p> <p><b>Yards:</b> 5,476, 2011</p> <p><b>Touchdowns:</b> 46, 2011</p> <p><b>Passer Rating:</b> 110.6, 2011</p> <p><b>300-yard Passing Games:</b> 13, 2011 (NFL record)</p>
<b>CAREER</b>	<p><b>Completions:</b> 4,240</p> <p><b>Passing Yards:</b> 48,555</p> <p><b>Completion Pct.:</b> 67.6</p> <p><b>Passer Rating:</b> 99.0</p> <p><b>300-yard Passing Games:</b> 89</p> <p><b>4,000+-yard Passing Seasons:</b> 10</p> <p><b>5,000+-yard Passing Seasons:</b> 4</p> <p><b>Touchdown Passes:</b> 348</p>

the second half for 305 yards, fourth quarter TD passes to Moore and Colston and a 101.0 rating vs. Pittsburgh, Oct. 31...Completed 27-of-43 passes for 253 yards with two TDs at Carolina, Nov. 7...Completed 29-of-43 throws for a season-high 382 yards, four TDs, two interceptions and a 106.9 passer rating vs. Seattle, Nov. 21. Surpassed Archie Manning as club's all-time completions leader...Completed 23-of-39 passes for 352 yards in fourth quarter come-from-behind victory, with one TD on Thanksgiving at Dallas, Nov. 25. His 12-yard scoring strike to Moore with 1:55 remaining gave the Saints the lead for good... Completed 23-of-29 passes for 313 yards in second consecutive fourth quarter come-from-behind win, with two TD passes, one interception and a 120.3 rating at Cincinnati, Dec. 5. Gave Saints lead with a three-yard TD to Colston with 31 seconds remaining. With his second quarter 52-yard completion to Graham, surpassed Manning as club's all-time passing yardage leader...Led Saints to sixth

consecutive win vs. St. Louis, Dec. 12, completing 25-of-40 passes for 221 yards, three touchdowns and two interceptions... Completed 29-of-46 passes for 267 yards with three TDs and one interception as he rallied Saints from a 21-7 deficit to tie score 21-21 in fourth quarter at Baltimore, Dec. 19... In fourth quarter come-from-behind Monday night win at Atlanta, Dec. 27, completed 35-of-49 (71.4%) passes for 302 yards with one TD, a six-yard fourth quarter completion to Graham, that capped off a successful 13-play, 90-yard drive... In the NFC Wild Card Playoff game at Seattle, 1/8/11, completed 39-of-60 passes for 404 yards with two TDs and a 95.4 rating... Selected to Pro Bowl. **2009** – Selected by teammates as season-long team captain. Started all 15 games he played, held out of regular season finale with Saints having clinched NFC's No. 1 seed. In regular season, threw for over 300 yards in seven games and over 295 in three others en route to 4,388 yards. Set what was then an NFL record with a 70.6 completion pct. and tied his team record with 34 touchdowns passes. Also led league with a 109.6 rating. Nearly flawless in the postseason while leading the Saints to Super Bowl XLIV title, completing 72-of-102 passes (70.6 percent) for 732 yards with eight touchdowns, zero interceptions and a 117.0 rating... In Super Bowl XLIV vs. Indianapolis, 2/7/10, was 32-of-39 for 288 yards with two TDs and a 114.5 rating, winning Most Valuable Player honors. Completed 18 of last 19 passes, and final 10 attempts. Also found Moore on a two-point conversion in rallying New Orleans from a 10-0 deficit. One of only six QBs (Troy Aikman, Tom Brady, Joe Montana, Phil Simms and Russell Wilson) to have 200 passing yards, two passing TDs and a 70% completion percentage in a Super Bowl win... In NFC Championship game vs. Minnesota, 1/24/10, completed 17-of-31 passes for 197 yards with three TDs and a 106.5 rating, leading team to their first Super Bowl. Successfully led game-winning drive in overtime, a 10-play, 39-yard march to set up Hartley's field goal... Had postseason career-best passer rating of 125.4 in NFC Divisional Playoff game win vs. Arizona, 1/16/10, finishing 23-of-32 for 243 yards with three TD passes and no interceptions. Found Henderson for a 44-yard TD off a flea-flicker... In season opener vs. Detroit, Sept. 13, named NFC Offensive Player of the Week after tossing a career-high six TD passes and 358 yards and notching a 137.0 rating. Tied what was at the time the team record with TD total (Billy Kilmer, 11/2/69)... At Philadelphia, Sept. 20 – his 50th contest with the Saints – led team to 48 points while completing over 73 percent of his passes for 311 yards with three TDs, one interception and a 118.6 rating. Tied an NFL record with nine TDs after two games... Named NFC Offensive Player of the Month for September, the second-straight year he took home award... Set team record vs. N.Y. Giants, Oct. 18, completing 15-straight passes in first half. Ended 23-of-30 (76.7%) for 369 yards and four touchdowns, engineering TD drives on the club's first four possessions, earning NFC Offensive Player of the Week... Overcame a rough start at Miami, Oct. 25, to help produce 23 points of a 36-point second-half output in a comeback victory to erase a 24-3 deficit. Completed 22-of-38 passes, finishing with 298 yards, one TD, three interceptions and a career-high two rushing TDs... Had another torrid day in a Monday night win vs. Atlanta, Nov. 2, completing 25-of-33 passes (75.8%) for 308 yards, two TDs, one interception and a 111.7 rating... Threw for 330 yards, one TD and an interception, going 25-for-34 in win vs. Carolina, Nov. 8... Led the Saints to their 10th-straight win by completing 19-of-29 with three TDs at Tampa Bay, Nov. 22, posting a 118.0 rating... Named NFC Player of the



## BREES TDS

### TOUCHDOWN TARGETS

Drew Brees has thrown touchdown passes to 53 different players in the regular season and 13 different players in the playoffs. Below is a breakdown of Brees' total number of touchdown passes to each receiver entering the 2016 season.

#### Regular Season (53)

• Marques Colston	72	• Joe Horn	4	• Austin Johnson	1
• Jimmy Graham	51	• David Patten	4	• Freddie Jones	1
• Lance Moore	38	• David Boston	3	• Jamal Jones	1
• Robert Meachem	25	• Travaris Cadet	3	• Erik Lorig	1
• Antonio Gates	23	• Tim Dwight	3	• Deuce McAllister	1
• Devery Henderson	17	• Heath Evans	3	• Lorenzo Neal	1
• Darren Sproles	16	• Michael Hoomanawanui	3	• Aaron Stecker	1
• Reggie Bush	12	• Fred McCrary	3	• Nick Toon	1
• Brandin Cooks	12	• Billy Miller	3		
• Pierre Thomas	12	• Joseph Morgan	3	<b>Playoffs (13)</b>	
• Eric Parker	10	• Kassim Osgood	3	• Devery Henderson	4
• Benjamin Watson	10	• Justin Peelle	3	• Marques Colston	4
• Keenan McCardell	9	• Willie Snead	3	• Jimmy Graham	3
• Josh Hill	8	• Mark Campbell	2	• Reggie Bush	2
• Kenny Stills	8	• Brandon Coleman	2	• Jeremy Shockey	2
• Reche Caldwell	7	• Eric Johnson	2	• Pierre Thomas	2
• David Thomas	7	• Mike Karney	2	• Heath Evans	1
• Jeremy Shockey	6	• Josh Norman	2	• Antonio Gates	1
• LaDainian Tomlinson	6	• C.J. Spiller	2	• Deuce McAllister	1
• Curtis Conway	5	• Stephen Alexander	1	• Keenan McCardell	1
• Terrance Copper	5	• Ernie Conwell	1	• Robert Meachem	1
• Jed Collins	4	• Darnell Dinkins	1	• Lance Moore	1
		• John Gilmore	1	• Darren Sproles	1

### MILESTONE TOUCHDOWNS

No.	Date	Opponent	Stadium	Receiver	Yards
1	11/04/01	vs. Kansas City	Qualcomm Stadium	Freddie Jones	20
100	12/03/06	vs. San Francisco	Superdome	Reggie Bush	5
200	12/13/09	at Atlanta	Georgia Dome	Reggie Bush	21
276*	12/26/11	vs. Atlanta	Mercedes-Benz Superdome	Darren Sproles	9
295 <sup>§</sup>	10/7/12	vs. San Diego	Mercedes-Benz Superdome	Devery Henderson	40
300	10/21/12	at Tampa Bay	Raymond James Stadium	Darren Sproles	9
400 <sup>%</sup>	10/4/15	vs. Dallas	Mercedes-Benz Superdome	C.J. Spiller	80

\*Brees' 41st touchdown pass of the season occurred on the same play in which he set a new NFL record for most passing yards in a single-season with 5,087 yards, breaking Dan Marino's former record of 5,084 yards.

§ Brees' 40-yard touchdown pass to Devery Henderson marked his 48th consecutive game with a touchdown throw, surpassing the previous NFL record of 47 held by Johnny Unitas.

% Brees' 80-yard touchdown pass to C.J. Spiller was the 400th of his career and happened in his 205th career appearance, the quickest a player has gotten to 400 touchdowns. It was also the first overtime touchdown pass of his career.

Week for third time in 2009 after posting a perfect 158.3 rating in 38-17 win over New England, Nov. 30. Completed 18-of-23 (78.3%), with five TDs to five different players, his fourth career game with five or more TD throws...At Washington, Dec. 6, notched 35 completions on 49 attempts for 419 yards in an overtime victory, throwing two TDs and an interception. Set season-high in attempts, completions and yardage. Tied game with a 53-yard touchdown strike to WR Robert Meachem with 1:19 left in regulation...Reached 30,000 career



## SUPER SAINT

### DREW BREES' RECORD AS A SAINTS STARTER

Passes for more than 250 yards . . . . .	78-47
Passes for less than 250 yards . . . . .	16-17
Passes for more than 300 yards . . . . .	59-30
Throws three or more TD passes . . . . .	46-16
Completes more than 60% of passes . . . . .	85-43
Posts a passer rating of 90.0 or more . . . . .	76-23
Posts a passer rating of 100.0 or more . . . . .	64-15
Posts a passer rating of 140.0 or more . . . . .	12-0
Home Games . . . . .	51-29
Road Games . . . . .	43-35
Indoors . . . . .	61-41
Outdoors . . . . .	33-23
Artificial Turf . . . . .	68-43
Natural Grass . . . . .	26-21
Day Games . . . . .	68-52
Night Games . . . . .	26-12
vs. NFC teams . . . . .	72-46
vs. AFC teams . . . . .	22-18

yards—throwing for 296 while going 31-of-40 (77.5%) with a rating of 122.5 and three TDs—at Atlanta, Dec. 13...Dec. 19 vs. Dallas, became the club's all-time passing touchdown leader with seven-yard scoring toss to Moore, his lone TD pass of the game. Completed 29-of-45 for 298 yards with one interception. The touchdown throw to Moore also made him the 24th player in NFL history to reach 200 career TDs, as he was then the fourth-quick-

est to reach this milestone in his 121st game (since tied by Brady)...Broke own team record by completing 19-straight passes in the third and fourth quarters vs. Tampa Bay, Dec. 27, part of a 32-of-37 performance. Had 258 yards, one TD and a 104.7 rating...Third quarterback at Carolina, 1/3/10, after the club had clinched the NFC's number one seed in the postseason, breaking streak of 79 consecutive starts...Selected as Pro Bowl starter for the first time, even though he didn't play in game due to team's qualification for Super Bowl. **2008** – Served as an offensive team captain. Named AP NFL Offensive Player of the Year after becoming only second QB in NFL history to throw for over 5,000 yards and tied league record with 10 games with 300 or more yards. Voted to the Pro Bowl. Led the NFL in passing yardage (5,069), attempts (635), completions (413), completions of 25 yards or more (35) and tied for league-best with 34 TDs. Threw touchdowns to 11 players, equaling another league all-time mark (Brady, 2007). Named NFC Offensive Player of the Week three times and conference Offensive Player of the Month in September...Led club to a 24-20 win in opener vs. Tampa Bay, completing 23-of-32 for 343 yards with three TDs...At Denver, Sept. 21, had 421 passing yards, then the fourth-highest total in team history. Set the team record with 39 completions on 48 attempts with a TD...Tossed three TDs in victory vs. San Francisco, Sept. 28, completing 23-of-35 for 363 yards. Became fourth QB in team history to reach 10,000 yards on 47-yard scoring strike to Meachem...Oct. 6 vs. Minnesota, posted his third-straight 300-yard day, connecting on 26-of-46 for 330 yards with a TD and two interceptions...Nearly perfect vs. Oakland, Oct. 12, completing 26-of-30 (86.7%) for 320 yards, three TDs and a 144.4 rating. Completed first 16 passes, and named NFC Offensive Player of the Week...Going against his former team for first time, led Saints to 37-32 win over San Diego at London's Wembley Stadium, Oct. 26. Named NFC Offensive Player of the Week after throwing for 339 yards and three TDs on 30-for-41 passing with a 121.9 rating...At Atlanta, Nov. 9, recorded 422 yards with two



touchdowns, including 294 in fourth quarter...Named NFC Offensive Player of the Week after posting a rating of 157.5 vs. Green Bay, Nov. 24. Completed 20-of-26 for 323 yards and four TDs, including 70-yard scoring throws to Moore and Colston...Dec. 21, at Detroit, had a 117.8 rating, going 30-of-40 for 351 yards and two TDs, breaking what were then his own team records for passing yardage and touchdowns...Led furious comeback that fell short in fourth quarter vs. Carolina, Dec. 28, finishing 30-of-49 with 386 yards, four TDs – three in the final 15 minutes – and one interception. Became only the second player in NFL history to throw for 5,000 yards. **2007** – Led NFL in completions (then-league-record 440) and attempts (652), ranked second in yards (4,423), third in completion percentage (67.5) and tied for sixth in touchdown passes (28). Started all 16 games, finishing with an 89.4 rating. Threw for 250 yards or more in 11-of-16 contests, including five of over 300 yards. Average of 276.4 yards per game ranked second in the league. Tied for fifth in NFL with 27 completions of 25 yards or more. Picked by teammates as one of five season-long team captains...Recorded first 300-yard day of season at San Francisco, Oct. 28, completing 31-of-39 (79.5%) for 336 yards with a season-high four TDs for a 136.8 rating, and was named NFC Offensive Player of the Week...Threw for what was then the second-most passing yards in club history with 445 in win vs. Jacksonville, Nov. 4. Completed 35-of-49 passes with three TDs. His 346 first half passing yards are the most for a Saint in a single half...Nov. 25, led the Saints to their first win at Carolina since 2005 by throwing three TDs and running for an eight-yard score. Completed 24-of-36 passes for 260 yards and one interception. His rushing TD was his first with Saints...In a Monday Night victory at Atlanta, Dec. 10, completed 28-of-41 passes for 328 yards with three TDs, two to Colston and a 116.7 rating...Dec. 16 vs. Arizona posted 86.7 completion percentage (26-for-30) with 315 yards, two TDs (19- and 32-yard strikes), zero interceptions and a 132.6 rating, his fourth-straight contest in triple digits. Named NFC Offensive Player of the Week...Finished 27-of-42 for 284 yards and an interception vs. Philadelphia, Dec. 23. In first quarter, continued a streak that started the week before of 17-straight completions...At Chicago, Dec. 30, set club record for at-



## CAREER GAME BY GAME

### PASSING

#### 2015

	ATT	CMP	YDS	PCT	TD	INT	LG	SACKS	RT
9/13 @ARZ	48	30	355	62.5	1	1	63	2/1	83.2
9/20 TB	38	24	255	63.2	1	1	24	4/36	80.5
9/27 @CAR	Inactive (shoulder)								
10/4 DAL	41	33	359	80.5	2	0	80t	3/24	119.4
10/11 @PHI	43	26	335	60.5	2	1	59	5/43	90.7
10/15 ATL	39	30	312	76.9	1	0	28	1/8	108.1
10/25 @IND	44	28	255	63.6	1	1	47	2/14	77.4
11/1 NYG	50	39	505	78.0	7	2	53t	0/0	131.7
11/8 TEN	39	28	387	71.8	3	1	38t	4/32	118.2
11/15 @WAS	28	19	209	67.9	2	2	60t	2/17	83.8
11/29 @HOU	44	25	228	56.8	0	1	26	2/10	61.6
12/6 CAR	42	24	282	57.1	3	1	54t	2/18	91.6
12/13 @TB	41	31	312	75.6	2	0	41	2/11	113.1
12/21 DET	52	34	341	65.4	3	0	28	1/11	103.1
12/27 JAX	36	25	412	69.4	3	0	71t	1/10	135.4
1/3 @ATL	42	32	323	76.2	1	0	36	0/0	105.6
Totals	627	428	4,870	68.3	32	11	80t	31/235	101.0

#### 2014

	ATT	CMP	YDS	PCT	TD	INT	LG	SACKS	RT
9/7 @ATL	42	29	333	69.0	1	1	57	0/0	90.7
9/14 @CLE	40	27	237	67.5	2	1	23	2/14	89.3
9/21 MIN	35	27	293	77.1	2	0	34	1/5	120.3
9/28 @DAL	44	32	340	72.7	2	1	46	1/4	100.6
10/5 TB	57	35	371	61.4	2	3	37	0/0	70.1
10/19 @DET	45	28	342	62.2	2	1	46	1/7	91.2
10/26 GB	32	27	311	84.4	3	0	50t	2/9	138.4
10/30 @CAR	34	24	297	70.6	1	1	27	4/27	94.9
11/9 SF	47	28	292	59.6	3	2	40	2/5	81.2
11/16 CIN	41	33	255	80.5	1	0	17	0/0	100.7
11/24 BAL	45	35	420	77.8	3	1	62	4/21	118.5
11/30 @PIT	27	19	257	70.4	5	0	69t	1/7	140.0
12/7 CAR	49	29	235	59.2	1	1	28	2/17	69.7
12/15 @CHI	36	29	375	80.6	3	0	39	2/15	137.8
12/21 ATL	47	30	313	63.8	1	2	27	5/42	72.4
12/28 @TB	38	24	281	63.2	1	3	44	2/13	61.4
Totals	659	456	4,952	69.2	33	17	69t	29/186	97.0

## CAREER GAME BY GAME

### PASSING

#### 2013

	ATT	CMP	YDS	PCT	TD	INT	LG	SACKS	RT
9/8 ATL	35	26	357	74.3	2	1	67	2/16	113.6
9/15 @TB	46	26	322	56.5	1	2	56	4/26	67.5
9/22 ARZ	46	29	342	63.0	3	1	29	4/23	98.3
9/30 MIA	39	30	413	76.9	4	0	48	2/16	144.5
10/6 @CHI	35	29	288	82.9	2	0	38	1/5	120.0
10/13 @NE	36	17	236	47.2	2	1	34	1/6	75.7
10/27 BUF	34	26	332	76.5	5	0	69	4/23	146.1
11/3 @NYJ	51	30	382	58.8	2	2	60	2/16	79.0
11/10 DAL	41	34	392	82.9	4	0	52	1/9	139.0
11/17 SF	43	30	305	69.8	1	1	44	1/10	87.8
11/21 @ATL	33	23	278	69.7	2	0	44	1/7	115.5
12/2 @SEA	38	23	147	60.5	1	0	20	1/3	77.4
12/8 CAR	42	30	313	71.4	4	0	22	2/9	124.4
12/15 @SHL	56	39	393	69.6	1	2	30	4/22	80.4
12/22 @CAR	44	30	281	68.2	1	2	46	6/42	74.1
12/29 TB	31	24	381	77.4	4	0	76	1/11	157.4
Totals	650	446	5,162	68.6	39	12	76	37/244	104.7

#### 2012

	ATT	CMP	YDS	PCT	TD	INT	LG	SACKS	RT
9/9 WAS	52	24	339	46.2	3	2	33	2/16	70.9
9/16 @CAR	49	31	325	63.3	1	2	29	1/2	72.2
9/23 KC	36	20	240	55.6	3	1	36	4/35	92.4
9/30 @GB	54	35	446	64.8	3	0	80	2/17	109.0
10/7 SD	45	29	370	64.4	4	1	41	3/19	110.4
10/21 @TB	37	27	377	73.0	4	1	48	0/0	130.1
10/28 @DEN	42	22	213	52.4	2	1	29	1/12	72.8
11/5 PHI	27	21	239	77.8	2	0	38	2/8	128.2
11/11 ATL	32	21	298	65.6	3	1	46	1/6	113.8
11/18 @OAK	27	20	219	74.1	3	0	38	0/0	134.6
11/25 SF	41	26	267	63.3	3	2	43	5/36	86.5
11/29 @ATL	50	28	341	56.0	0	5	38	1/6	37.6
12/9 @NYG	43	26	354	60.5	1	2	62	1/9	75.1
12/16 TB	39	26	307	66.7	4	0	34	1/9	124.6
12/23 @DAL	53	37	446	69.8	3	0	60	0/0	114.2
12/30 CAR	43	29	396	67.4	4	1	51	2/18	118.0
Totals	670	422	5,177	63.0	43	19	80	26/190	96.3

#### 2011

	ATT	CMP	YDS	PCT	TD	INT	LG	SACKS	RT
9/8 @GB	49	32	419	65.3	3	0	36	3/23	112.5
9/18 CHI	37	26	270	70.3	3	0	79	1/6	118.1
9/25 HOU	44	31	370	70.5	3	2	44	2/16	99.6
10/2 @JAX	44	31	351	70.5	1	2	59	3/25	82.7
10/9 @CAR	45	32	359	71.1	2	1	30	2/16	100.1
10/16 @TB	45	29	383	64.4	1	3	43	0/0	70.9
10/23 IND	35	31	325	88.6	5	0	57	2/4	144.9
10/30 @SHL	44	30	269	68.2	1	2	25	6/42	73.0
11/6 TB	36	27	258	75.0	2	1	23	0/0	101.4
11/13 @ATL	43	30	322	69.8	2	0	36	0/0	106.9
11/28 NYG	38	24	363	63.2	4	0	50	0/0	129.6
12/4 DET	36	26	342	72.2	3	0	67	2/4	129.6
12/11 @TEN	47	36	337	76.6	2	0	35	2/14	110.0
12/18 @MIN	40	32	412	80.0	5	0	47	0/0	149.2
12/26 ATL	39	23	307	59.0	4	2	41	1/8	96.8
1/1 CAR	35	28	389	80.0	5	1	42	0/0	140.7
Totals	657	468	5,476	71.2	46	14	79	24/158	110.6

#### 2010

	ATT	CMP	YDS	PCT	TD	INT	LG	SACKS	RT
9/9 MIN	36	27	237	75.0	1	0	29	1/7	101.3
9/20 @SF	38	28	254	73.7	2	0	30	2/18	108.9
9/26 ATL	38	30	365	78.9	3	2	80	2/10	111.1
10/3 CAR	48	33	275	68.8	1	0	20	2/13	90.2
10/10 @ARZ	39	24	279	61.5	2	3	39	1/6	68.2
10/17 @TB	32	21	263	65.6	3	1	42	0/0	109.2
10/24 CLE	56	37	356	66.1	2	4	29	3/20	65.8
10/31 PIT	44	34	305	77.3	2	1	50	2/17	101.0
11/7 @CAR	43	27	253	62.8	2	1	36	0/0	84.7
11/21 SEA	43	29	382	67.4	4	2	32	0/0	106.9
11/25 @DAL	39	23	352	59.0	1	1	57	2/19	86.7
12/5 @CIN	29	24	313	82.8	2	1	52	2/23	120.3
12/12 SHL	40	25	221	62.5	3	2	31	1/8	81.4
12/19 @BAL	46	29	267	63.0	3	1	27	3/25	91.5
12/27 @ATL	49	35	302	71.4	1	2	25	1/6	77.1
1/2 TB	38	22	196	57.9	1	1	21	3/13	69.6
Totals	658	448	4,620	68.1	33	22	80	25/185	90.9

#### 2009

	ATT	CMP	YDS	PCT	TD	INT	LG	SACKS	RT
9/13 DET	34	26	358	76.5	6	1	58	0/0	137.0
9/20 @PHI	34	25	311	73.5	3	1	38	2/23	118.6
9/27 @BUF	29	16	172	55.2	0	0	32	2/16	72.8
10/4 NYJ	32	20	190	62.5	0	0	36	0/0	78.9
10/18 NYG	30	23	369	76.7	4	0	40	0/0	156.8
10/25 @MIA	38	22	298	57.9	1	3	66	5/22	58.9
11/2 ATL	33	25	308	75.8	2	1	30	2/17	111.7
11/8 CAR	35	24	330	68.6	1	1	63	1/0	96.1
11/15 @STL	26	18	223	69.2	2	2	27	1/6	89.1
11/22 @TB	29	19	187	65.5	3	0	37	0/0	118.0
11/30 NE	23	18	371	78.3	5	0	75	1/4	158.3
12/6 @WAS	49	35	419	71.4	2	1	53	1/11	102.3
12/13 @ATL	40	31	296	77.5	3	0	42	0/0	122.5
12/19 DAL	45	29	298	64.4	1	1	35	4/27	81.5
12/27 TB	37	32	258	86.5	1	0	30	1/9	104.7
1/3 CAR	Inactive (3rd QB)								
Totals	514	363	4,388	70.6	34	11	75	20/135	109.6

#### 2008

	ATT	CMP	YDS	PCT	TD	INT	LG	SACKS	RT
9/7 TB	32	23	343	71.9	3	1	84	1/6	124.9
9/14 @WAS	33	22	216	66.7	1	2	22	2/21	69.8
9/21 @DEN	48	39	421	81.3	1	0	74	1/7	110.2
9/28 SF	35	23	363	65.7	3	1	81	0/0	116.7
10/6 MIN	46	26	330	56.5	1	2	52	1/10	68.2
10/12 OAK	30	26	320	86.7	3	0	51	1/1	144.4
10/19 @CAR	39	21	231	53.8	0	1	54	1/3	61.0
10/26 SD	41	30	339	73.2	3	0	49	0/0	121.9
11/9 @ATL	58	31	422	53.4	2	3	48	1/6	66.9
11/16 @KC	36	25	266	69.4	1	1	47	0/0	88.4
11/24 GB	26	20	323	76.9	4	0	70	1/5	157.5
11/30 @TB	47	25	296	53.2	2	3	37	1/8	60.2
12/7 ATL	32	18	230	56.3	2	0	36	0/0	99.7
12/11 @CHI	43	24	232	55.8	2	2	24	1/6	67.2
12/21 @DET	40	30	351	75.0	2	0	64	0/0	117.8
12/28 CAR	49	30	386	61.2	4	1	26	2/19	104.6
Totals	635	413	5,069	65.0	34	17	84	13/92	96.2



## CAREER GAME BY GAME

### PASSING



#### 2007

	ATT	CMP	YDS	PCT	TD	INT	LG	SACKS	RT
9/6 @ IND	41	28	192	68.3	0	2	23	1/5	58.2
9/16 @ TB	44	26	260	59.1	1	1	58	2/16	74.1
9/24 TEN	45	29	225	64.4	0	4	37	1/7	39.6
10/7 CAR	47	29	252	61.7	0	2	54	0/0	58.1
10/14 @ SEA	36	25	246	69.4	2	0	36	0/0	106.9
10/21 ATL	34	22	219	64.7	2	1	37	0/0	90.2
10/28 @ SF	39	31	336	79.5	4	0	43	0/0	136.8
11/4 IAX	49	35	445	71.4	3	0	57	1/10	119.9
11/11 SHL	36	25	272	69.4	2	2	36	2/16	86.8
11/18 @ HOU	49	33	290	67.3	1	2	32	1/10	72.7
11/25 @ CAR	36	24	260	66.7	3	1	45	0/0	103.9
12/2 TB	23	17	179	73.9	2	0	45	3/17	125.1
12/10 @ ATL	41	28	328	68.3	3	0	36	0/0	116.7
12/16 ARZ	30	26	315	86.7	2	0	32	1/8	132.6
12/23 PHI	42	27	284	64.3	0	1	52	1/8	73.9
12/30 @ CHI	60	35	320	58.3	3	2	21	3/12	75.7
TOTALS	652	440	4,423	67.5	28	18	58	16/109	89.4

#### 2004

	ATT	CMP	YDS	PCT	TD	INT	LG	SACKS	RT
9/12 @ HOU	24	8	209	70.8	2	0	36	1/7	125.2
9/19 NYJ	19	17	146	42.1	1	2	59	1/7	47.1
9/26 @ DEN	29	14	121	48.3	0	0	17	4/30	59.7
10/3 TEN	20	16	206	80.0	3	0	58	1/8	149.2
10/10 JAX	26	17	211	65.4	2	0	54	0/0	116.0
10/17 @ ATL	31	23	227	74.2	1	1	23	1/4	91.7
10/24 @ CAR	32	21	196	65.6	0	0	23	1/8	82.3
10/31 OAK	25	22	281	88.0	5	0	29	1/8	153.1
11/7 NO	36	22	257	61.1	4	0	31	1/7	119.8
11/21 @ OAK	34	18	226	52.9	1	0	28	0/0	83.7
11/28 @ KC	37	28	378	75.7	2	0	65	1/7	125.7
12/5 DEN	27	14	106	51.9	0	1	30	2/20	46.2
12/12 TB	23	17	220	73.9	2	2	79	2/14	96.3
12/19 @ CLE	6	4	85	66.7	1	0	72	1/2	149.3
12/26 @ IND	31	21	290	67.7	3	1	74	1/9	116.3
1/2 KC							Inactive		
TOTALS	400	262	3,159	65.5	27	7	79	18/131	104.8

#### 2006

	ATT	CMP	YDS	PCT	TD	INT	LG	SACKS	RT
9/10 @ CLE	30	16	170	53.3	1	1	20	0/0	67.4
9/17 @ GB	41	26	353	63.4	2	1	57	4/21	96.9
9/25 ATL	28	20	191	71.4	0	0	29	1/11	90.0
10/1 @ CAR	38	28	349	73.7	1	0	86	1/5	110.5
10/8 TB	33	21	171	63.6	1	0	18	0/0	86.8
10/15 PHI	37	27	275	73.0	3	2	48	0/0	98.4
10/29 BAL	45	24	383	53.3	3	3	53	2/15	76.4
11/5 @ TB	32	24	314	75.0	3	0	52	0/0	136.7
11/12 @ PIT	47	31	398	66.0	1	0	48	1/5	99.4
11/19 CIN	52	37	510	71.2	2	3	72	2/6	91.0
11/26 @ STL	30	21	349	70.0	2	0	76	2/17	131.1
12/3 SF	28	17	186	60.7	1	0	74	1/1	92.3
12/10 @ DAL	38	26	384	68.4	5	0	61	1/7	140.8
12/17 WAS	38	21	207	55.3	0	1	24	2/8	59.9
12/24 @ NYG	32	13	132	40.6	1	0	40	1/9	63.5
12/31 CAR	5	4	46	80.0	0	0	25	0/0	105.0
TOTALS	554	356	4,418	64.3	26	11	86	18/105	96.2

#### 2003

	ATT	CMP	YDS	PCT	TD	INT	LG	SACKS	RT
9/7 @ KC	33	18	202	54.5	2	2	23	3/34	68.0
9/14 DEN	41	20	182	48.8	1	1	23	0/0	59.2
9/21 BAL	45	28	270	62.2	0	3	40	1/13	51.2
9/28 @ OAK	31	21	187	67.7	1	1	37	0/0	81.0
10/5 @ JAX	41	24	296	58.5	3	0	46	4/19	105.3
10/19 @ CLE	18	9	74	50.0	0	1	17	1/13	37.7
10/27 MIA	30	19	190	63.3	0	3	28	6/44	41.7
11/2 @ CHI	15	7	49	46.7	0	1	10	0/0	26.8
11/9 MIN							Active, Did Not Play		
11/16 @ DEN							Active, Did Not Play		
11/23 CIN							Active, Did Not Play		
11/30 KC							Active, Did Not Play		
12/7 @ DET							Active, Did Not Play		
12/14 GB	48	28	363	58.3	2	1	68	2/27	87.4
12/21 @ PIT	26	16	198	61.5	1	2	57	1/5	65.9
12/28 OAK	28	15	97	53.6	1	0	28	3/23	73.1
TOTALS	356	205	2,108	57.6	11	15	68	21/178	67.5

#### 2005

	ATT	CMP	YDS	PCT	TD	INT	LG	SACKS	RT
9/11 DAL	35	18	209	51.4	2	2	33	2/21	65.1
9/18 @ DEN	23	15	175	65.2	0	1	24	4/41	70.0
9/25 NYG	22	19	191	86.4	2	0	27	0/0	133.1
10/2 @ NE	24	19	248	79.2	2	0	38	0/0	137.5
10/10 PIT	35	20	219	57.1	1	1	41	1/6	73.4
10/16 @ OAK	20	14	164	70.0	1	0	35	2/12	111.3
10/23 @ PHI	40	23	299	57.5	2	2	43	3/29	77.0
10/30 KC	43	25	324	58.1	3	1	39	0/0	95.5
11/6 @ NYJ	27	20	270	74.1	1	1	29	1/8	102.4
11/20 BUF	33	28	339	84.8	4	0	39	1/2	149.1
11/27 @ WAS	44	22	215	50.0	0	3	24	3/20	35.7
12/4 OAK	22	17	160	77.3	2	0	27	2/12	127.1
12/11 MIA	52	35	279	67.3	2	1	25	3/34	85.3
12/18 @ IND	33	22	255	66.7	1	2	54	1/8	74.7
12/24 @ KC	33	18	161	54.5	1	1	22	1/8	65.3
12/31 DEN	14	8	68	57.1	0	0	15	3/22	69.9
TOTALS	500	323	3,576	64.6	24	15	54	27/223	89.2

#### 2002

	ATT	CMP	YDS	PCT	TD	INT	LG	SACKS	RT
9/8 @ CIN	19	15	160	78.9	2	0	30	1/0	136.8
9/15 HOU	28	15	163	53.6	1	1	35	2/20	68.0
9/22 @ ARZ	31	17	181	54.8	0	1	21	2/17	58.7
9/29 NE	18	10	104	55.6	1	0	52	0/0	91.0
10/6 @ DEN	42	26	235	61.9	1	2	30	0/0	65.1
10/13 KC	41	28	319	68.3	2	2	29	1/7	87.3
10/20 @ OAK	25	16	170	64.0	2	0	31	2/9	110.4
11/3 NYJ	35	22	192	62.9	1	2	26	2/22	63.0
11/10 @ SHL	20	12	139	60.0	0	2	26	1/9	41.5
11/17 SF	50	29	336	58.0	2	1	47	0/0	83.4
11/24 @ MIA	22	15	107	68.2	0	1	23	3/27	60.2
12/1 DEN	41	27	217	65.9	0	0	30	1/3	79.0
12/8 OAK	41	22	239	53.7	0	3	28	2/13	40.6
12/15 @ BUF	24	13	148	54.2	0	0	42	3/20	72.9
12/22 @ KC	40	26	242	65.0	2	0	32	1/7	98.1
12/29 SEA	49	27	332	55.1	3	1	31	3/26	88.1
TOTALS	526	320	3,284	60.8	17	16	52	24/180	76.9

#### 2001

	ATT	CMP	YDS	PCT	TD	INT	LG	SACKS	RT
No statistics in 15 games									
11/4 KC	27	15	221	55.6	1	0	40	2/12	94.8
TOTALS	27	15	221	55.6	1	0	40	2/12	94.8

## PASSING YARDAGE MILESTONES

No.	Date	Opponent	Stadium	Receiver	Yards
1	11/04/01	vs. Kansas City	Qualcomm Stadium	Terrell Fletcher	7
20,000	12/10/07	at Atlanta	Georgia Dome	David Patten	21
30,000	12/13/09	at Atlanta	Georgia Dome	Pierre Thomas	12
40,000	12/18/11	at Minnesota	Mall of America Field	Pierre Thomas	16
50,000	12/8/13	vs. Carolina	Mercedes-Benz Superdome	Jimmy Graham	22
60,000	12/21/15	vs. Detroit	Mercedes-Benz Superdome	Brandin Cooks	271

tempts in a game (60), completing 35 for 320 yards and three TDs and two interceptions. Broke what was then NFL record for completions in a season (418, Gannon-2002). **2006** – Top free agent signing paid immediate dividends with honor-filled season, leading the offense and rewriting club's passing records. Started all 16 regular season games and both playoff contests. Completed 356-of-554 (64.3%) for an NFL-high 4,418 yards, with 26 TDs and 11 interceptions. Posted a then-team-record 96.2 rating. Set a slew of team records that he's since broken, but his single-game passing yardage mark (510 vs. Cincinnati, Nov. 19) still stands. Threw for more yards than any quarterback in NFL history with a new team (previous: Drew Bledsoe, 4,359, Buffalo, 2002). Had 1,954 yards from Oct. 29-Nov. 26 (vs. Baltimore through at Atlanta), the most over a five-game span. Had streaks of 141, 136 and 102 passes without an interception. Had 4,033 passing yards in first 13 games, second-highest in league history at that point in the season (Gannon, Oakland, 2002, 4,205)...In NFC Championship at Chicago, 1/21/07, completed 27-of-49 passes for 354 yards with two TDs and one interception. Had an 88-yard TD pass to RB Reggie Bush...In NFC Divisional Playoff win vs. Philadelphia, 1/13/07, completed 20-of-32 for 243 yards with one TD...Ended postseason 47-of-81 for 597 yards (58%) with three TDs, one interception and 88.3 rating...In first game with Saints, a win at Cleveland, Sept. 10, was 17-of-31 for 176 with a TD and interception...After rough start with two early fumbles at Green Bay, Sept. 17, led comeback by completing 26 passes on 41 attempts for 353 yards with two TDs and a 96.9 rating. Became the lone quarterback in club history to notch back-to-back road wins to open a season...Sept. 25 vs. Atlanta completed 20-of-28 (71.4%) for 191 yards for victory in club's triumphant Superdome return following Hurricane Katrina...Had 349 yards - including a career-long 86-yard TD to Colston - while completing 28-of-38 with a 110.5 rating at Carolina, Oct. 1...Tossed three TDs in win vs. Philadelphia, Oct. 15. Tied with 8:26 remaining, led the Saints on a 16-play, 72-yard march to set up the game-winning field goal as time expired. Completed his final ten passes, finishing 27-of-37 for 275 yards with two interceptions and a 98.4 rating...Posted a 136.7 rating, completing 24-of-32 for 314 yards, threw zero interceptions and three TDs at Tampa Bay, Nov. 5. Completed 10-of-12 passes in the third quarter and was named NFC Offensive Player of the Week...At Pittsburgh, Nov. 12, completed 31-of-47 passes for 398 yards and one TD, notching third-straight game with over 300 yards...Recorded sixth-highest passing yardage day in NFL history with 510 vs. Cincinnati, Nov. 19. Completed 37-of-57, with two TDs and three interceptions. Yardage total shattered former club record (441, Aaron Brooks vs. Denver, Dec. 3, 2000). Completed passes to eight targets as club set what was then a team record with 595 yards of offense...Posted fifth-



## BREES' COMEBACKS

Since joining the Saints in 2006, Drew Brees has engineered 29 career game-winning performances to lead his team to a victory from a fourth-quarter deficit or tie. He has accomplished the feat 26 times in the regular season and three times in the playoffs (including in Super Bowl XLIV). Six of the wins have been in overtime.

### DREW BREES' COMEBACK PERFORMANCES (29)

Date	Opp.	Score	Time Remaining		Passing Statistics				Final
			In Reg.	Att.	Cmp.	Yds.	TD	Int	
9/17/06	at GB	20-20	14:18	9	7	74	1	0	34-27
10/15/06	PHI	17-24	14:54	12	11	134	1	0	27-24
10/21/07	ATL	14-16	10:19	9	7	66	1	0	22-16
9/7/08	TB	17-20	10:38	3	3	76	1	0	24-20
12/7/08	ATL	16-17	15:00	4	3	53	1	0	29-25
10/25/09	at MIA	24-34	15:00	8	6	136	0	0	46-34
11/8/09	CAR	20-20	15:00	7	4	53	0	0	30-20
12/6/09	at WAS	20-30	12:51	20	15	195	1	0	33-30 ot
12/13/09	at ATL	23-23	12:56	13	8	49	0	0	26-23
1/24/10*	MIN	21-21	15:00	11	6	47	1	0	31-28 ot
2/7/10**	IND	16-17	15:00	7	7	44	1	0	31-17
9/20/10	at SF	22-22	1:19	6	4	56	0	0	25-22
10/3/10	CAR	10-14	15:00	10	8	61	0	0	16-14
11/25/10	at DAL	23-27	5:51	6	3	89	1	0	30-27
12/5/10	at CIN	27-30	4:25	3	3	45	1	0	34-30
12/27/10	at ATL	10-14	14:14	14	11	122	1	1	17-14
9/25/11	HOU	32-33	4:13	6	3	56	0	0	40-33
10/2/11	at CAR	23-27	12:40	13	10	100	1	0	30-27
11/13/11	at ATL	23-23	0:00	3	3	20	0	0	26-23 ot
12/11/11	at TEN	9-10	15:00	10	8	105	2	0	22-17
10/7/12	SD	21-24	15:00	8	6	97	1	0	31-24
12/23/12	at DAL	31-31	0:00	4	3	42	0	0	34-31 ot
9/16/13	at TB	13-14	1:06	4	3	54	0	0	16-14
11/17/13	SF	14-17	15:00	14	10	144	0	0	23-20
1/4/14*	at PHI	23-24	4:54	1	1	6	0	0	26-24
10/5/14	TB	31-31	0:00	6	3	40	0	0	37-31 ot
12/28/14	at TB	7-20	1:06	9	5	60	1	0	23-20
10/4/15	vs. DAL	20-20	0:00	2	1	80	1	0	26-20 ot
1/3/16	at ATL	17-17	1:42	0	0	0	0	0	20-17

\* NFC Championship \*\* Super Bowl XLIV & NFC Wild Card Playoff

straight 300-yard day with 349, completing 21-of-30 with two TDs and a 131.1 rating at Atlanta, Nov. 26. Seventh time in 11 games he reached 300-yard milestone...Streak of 300-yard days closed vs. San Francisco, Dec. 3, in a mistake-free performance. Completed 17-of-28 for 186 yards, notched seventh game without an interception in win...At Dallas, Dec. 10, had a season-high 140.8 rating, finishing with 24 completions on 38 attempts for 384 yards and five TDs. Yardage achieved over first three quarters as the Saints held commanding lead. Tossed three TDs in the third quarter while completing seven-of-eight throws for 185 yards. Went over 4,000 yards passing, becoming first QB in club history to do so. Named NFC Offensive Player of the Week...With division locked up, only played in opening drive in regular season finale vs. Carolina, Dec. 31, complet-



## VETERANS

ing four-of-five passes (80.0%) for 46 yards and a 105.0 rating. NFC Pro Bowl starter. **2005** – AFC Pro Bowl first alternate...Had sterling sequel to record-setting 2004 by completing 323-of-500 passes for 3,576 yards, with 24 TDs, 15 interceptions and an 89.2 rating...Named AFC Offensive Player of the Week after 41-17 win over New England, Oct. 2, ending Patriots' NFL-record 21-game home winning streak. Successfully hit on 19-of-24 passes (79.2%) for 248 yards with two TDs and a 137.5 rating...Recorded his first 300-yard passing day of 2005 with 324 yards vs. Kansas City, Oct. 30. Tossed three TDs and posted a 95.5 rating...Completed 28-of-33 for four TDs and 339 yards in 48-10 win over Buffalo, Nov. 20. His 84.8 completion percentage was second-highest in team history and he posted a 149.1 rating...Went 35-of-52 vs. Miami, Dec. 11, with 279 yards and two TDs, adding one rushing score...Suffered torn labrum in his right shoulder in second quarter of finale vs. Denver, which required surgery. Injured while diving for loose ball and landed on by DT Gerard Warren. **2004** – Voted to first career Pro Bowl and consensus Comeback Player of Year and Most Improved Player of the Year...Named AFC Offensive Player of Week after setting team record by completing 22-of-25 (88.0%) for 281 yards and a then-career-high five TDs against Oakland, Oct. 31. Finished with 153.1 passer rating...Threw four TDs vs. New Orleans, Nov. 7. Was 22-of-36 for 257 yards and a 119.8 rating...Nine TD passes most by a Chargers quarterback in two-game stretch...Completed 18-of-34 passes for 226 yards with a TD at Oakland, Nov. 21. Extended streak without interception to 156 tosses...Notched 378 yards at Kansas City, Nov. 28. Went 28-of-37 with two TDs to run streak without interception to team-record of 193 throws. Was 11-of-11 for 163 yards and two TDs in final quarter...Threw an interception on the second play vs. Denver, Dec. 5, to end a team-record streak of passes without interception at 194...Passed for 290 yards and three TDs at Indianapolis, Dec. 26, including 74-yard touchdown for a 116.3 passer rating...First NFL QB since Craig Morton in 1970 to throw 70-yard TD passes in three-straight games...Had 319 yards and two TDs in AFC Wild Card Playoff vs. N.Y. Jets, 1/8/05. Threw a game-tying one-yard scoring pass with 11 seconds remaining to force overtime. Completed 31-of-42 to set team record for completion percentage (.738) in postseason. **2003** – Started the first eight contests and the final three games and completed 205-of-356 passes for 2,108 yards with 11 TDs and 15 interceptions...Had 270 yards, completing 28-of-45 vs. Baltimore, Sept. 21...Notched his first career touchdown catch on 21-yard reception on a pass from RB LaDainian Tomlinson at Oakland, Sept. 28. Also completed 21-of-31 passes for 187 yards and one TD...At Jacksonville, Oct. 5, went 24-of-41 for 296 yards and three TDs for a 105.3 rating...Did not play Weeks 9-13...Returned vs. Green Bay, Dec. 14, after being benched for five games and passed for 363 yards (28-of-48) and two touchdowns, including a 68-yard TD. **2002** – Started all 16 games for the first time in his career and completed 320-of-526 passes for 3,284 yards with 17 TDs and 16 interceptions...Rushed for a career-high 130 yards...In first NFL start was 15-of-19 for 160 yards with two TDs at Cincinnati, Sept. 8. .789 completion percentage was the best by a quarterback making his first start since Rob Johnson completed 20-of-24 (.833) for Jacksonville in 1997...Threw his first-career interception against Houston, Sept. 15, to end string of 66 attempts without a pick to open his career...Passed for 319 yards vs. Kansas City, Oct. 13 and led game-winning drive

in final 2:24, completing six-of-seven for 71 yards, including two-yard TD.

**2001** – Made first NFL appearance in relief of Doug Flutie vs. Kansas City, Nov. 4, and completed 15-of-27 for 221 yards with first career TD...Did not play Weeks 1-7 and 9-16.

**COLLEGE** – Enjoyed an honor-filled career at Purdue, including being a Heisman Trophy finalist in 1999 and 2000... Won The Maxwell Award as the nation's outstanding player in 2000 as a senior... Finalist for The Davey O'Brien Award as the nation's top quarterback in both 1999 and 2000... Ended career as Big Ten and Purdue's all-time leader in passing yards (11,792), touchdown passes (90), total yards (12,693), completion percentage (.611), completions (1,026) and attempts (1,678)... Departed fourth in NCAA Division I history for total offense, completions and attempts... Led the Boilermakers to 2000 Rose Bowl, the school's first appearance in Pasadena since 1967... Only player in conference history to throw for more than 500 yards in a game twice... Added seven 400-yard games and 16 300-yard days in his career... Earned Big Ten Player of Year honors in 1998 and 2000 and all-conference accolades for three-straight years (1998-2000)... As a senior was named Academic All-America Player of Year... Recipient of the school's Leonard Wilson Award for unselfishness and dedication... Fourth in Heisman Trophy balloting as a junior... First recipient of Socrates Award, recognizing the nation's finest athlete in terms of academics, athletics and community service... Selected Purdue's Male Athlete of Year as a junior and senior... Received Big Ten Conference Medal of Honor in 2001... Chosen for school's Mortar Board in 1999... Graduated with bachelor's degree in industrial management and manufacturing with a 3.4 grade point average.

**PERSONAL** – The grandson of a United States Marines World War II veteran, Brees proudly participated in five USO trips to Kuwait, Iraq, Afghanistan, Germany, Turkey, Djibouti, Dubai, Okinawa and Guantanamo Bay... Extremely active in the community and a fixture in the New Orleans area with his Brees Dream Foundation, with the mission to improve the quality of life of cancer patients and provide care, education and opportunities for children facing adversity. In New Orleans, his ongoing efforts in support of the community have raised funds for Operation Kids, and he has also held The Drew Brees Gridiron Classic for youth football teams, the “Brees on the Seas” youth deep sea fishing event off the Louisiana coastline, rebuilt homes in New Orleans with Habitat for Humanity, supported Children's Hospital in New Orleans and numerous other charitable endeavors... Participated in NFL Boot Camp: Franchising at the University of Michigan in the spring of 2015... In 2015, donated one million dollars to the Purdue football program... Led Westlake (Austin, Texas) HS to 16-0 record and State 5A title as senior... Posted an unbeaten 28-0-1 record as a two-year starter... Selected as the Texas Class 5A MVP in 1996... Also lettered in basketball and in baseball as a shortstop... His father, Chip, played freshman basketball at Texas A&M and grandfather, Ray Akins, finished his career with the third-most wins all-time among prep football coaches in Texas... Uncle, Marty Akins, was three-year starting quarterback and All-America at Texas (1975-77)... Has flown in the cockpits with the demonstration teams of the Navy Blue Angels in the F/A-18 and the Air Force Thunderbirds in the F-16... Born Drew Christopher Brees on January 15, 1979 in Austin, TX.



# VETERANS

## DREW BREES

### PASSING

Year	Team	GP	GS	Att	Cmp	Pct	Yds	Yds/Att	TD	Int	Lg	Sk	Lst	Rating
2001	San Diego	1	0	27	15	55.6	221	8.2	1	0	40	2	12	94.8
2002	San Diego	16	16	526	320	60.8	3,284	6.2	17	16	52t	24	180	76.9
2003	San Diego	11	11	356	205	57.6	2,108	5.9	11	15	68t	21	178	67.5
2004	San Diego	15	15	400	262	65.5	3,159	7.9	27	7	79t	18	131	104.8
2005	San Diego	16	16	500	323	64.6	3,576	7.2	24	15	54	27	223	89.2
2006	New Orleans	16	16	554	356	64.3	4,418	8.0	26	11	86t	18	105	96.2
2007	New Orleans	16	16	652	440	67.5	4,423	6.8	28	18	58	16	109	89.4
2008	New Orleans	16	16	635	413	65.0	5,069	8.0	34	17	84t	13	92	96.2
2009	New Orleans	15	15	514	363	70.6	4,388	8.5	34	11	75t	20	135	109.6
2010	New Orleans	16	16	658	448	68.1	4,620	7.0	33	22	80t	25	185	90.9
2011	New Orleans	16	16	657	468*	71.2*	5,476	8.3	46	14	79t	24	158	110.6
2012	New Orleans	16	16	670	422	63.0	5,177	7.7	43	19	80t	26	190	96.3
2013	New Orleans	16	16	650	446	68.6	5,162	7.9	39	12	76t	37	244	104.7
2014	New Orleans	16	16	659	456	69.2	4,952	7.5	33	17	69t	29	186	97.0
2015	New Orleans	15	15	627	428	68.3	4,870	7.8	32	11	80t	31	235	101.0
<b>NFL Totals</b>		<b>217</b>	<b>216</b>	<b>8,085</b>	<b>5,365</b>	<b>66.4</b>	<b>60,903</b>	<b>7.5</b>	<b>428</b>	<b>205</b>	<b>86t</b>	<b>331</b>	<b>2,363</b>	<b>95.8</b>
<b>Saints Totals</b>		<b>158</b>	<b>158</b>	<b>6,276</b>	<b>4,240</b>	<b>67.6</b>	<b>48,555</b>	<b>7.7</b>	<b>348</b>	<b>152</b>	<b>86t</b>	<b>239</b>	<b>1,639</b>	<b>99.0</b>

\* - NFL record

**Career record as starter:** 124-93 (.571); 8-8 (.500) in 2002, 2-9 (.182) in 2003, 11-4 (.733) in 2004, 9-7 (.563) in 2005, 10-6 (.625) in 2006, 7-9 (.438) in 2007, 8-8 (.500) in 2008, 13-2 (.867) in 2009, 11-5 (.688) in 2010, 13-3 (.813) in 2011, 7-9 (.438) in 2012, 11-5 (.688) in 2013, 7-9 (.438) in 2014 and 7-9 (.438) in 2015.

**ADDITIONAL STATISTICS:** Caught 21-yard touchdown in 2003, caught 38-yard pass in 2004, caught two passes for 10 yards in 2007, caught one pass for loss of 4 yards in 2009, caught 7-yard pass in 2010, caught 1-yard pass in 2014; **Totals: 7 receptions for 73 yards with 1 TD.**

### RUSHING

Year	Team	Att	Yds	Avg	Lg	TD
2001	San Diego	2	18	9.0	13	0
2002	San Diego	38	130	3.4	15	1
2003	San Diego	21	84	4.0	18	0
2004	San Diego	53	85	1.6	22	2
2005	San Diego	21	49	2.3	9	1
2006	New Orleans	42	32	0.8	16	0
2007	New Orleans	23	52	2.3	9	1
2008	New Orleans	22	-1	0.0	9	0
2009	New Orleans	22	33	1.5	10	2
2010	New Orleans	18	-3	-0.2	7	0
2011	New Orleans	21	86	4.1	20	1
2012	New Orleans	15	5	0.3	3	1
2013	New Orleans	35	52	1.5	16	3
2014	New Orleans	27	68	2.5	13	1
2015	New Orleans	24	14	0.6	12	1
<b>NFL Totals</b>		<b>384</b>	<b>704</b>	<b>1.8</b>	<b>22</b>	<b>14</b>
<b>Saints Totals</b>		<b>249</b>	<b>338</b>	<b>1.4</b>	<b>20</b>	<b>10</b>

**CAREER HIGHS:** Attempts — 60, at Chicago (12/30/07); Completions — 39 (3x), last vs. N.Y. Giants (11/1/15); Completion Pct. — 88.0 (22-for-25), vs. Oakland (10/31/04); Passing Yards — 510, vs. Cincinnati (11/19/06); Long Pass — 86t, at Carolina (10/1/06); Interceptions — 5, at Atlanta (11/29/12); Passing TDs — 7, vs. N.Y. Giants (11/1/15) - Tied NFL Record; Passer Rating — 158.3, vs. New England (11/30/09); Rushes — 8, at Kansas City (11/28/04); Rushing Yards — 31, at Kansas City (12/24/05); Long Rush — 22, vs. Oakland (10/31/04); Rushing TDs — 2, at Miami (10/25/09).

# VETERANS

## DREW BREES

### POSTSEASON

Year	Team	GP	GS	Att	Cmp	Pct	PASSING							Rating
							Yds	Yds/Att	TD	Int	Lg	Sk	Lst	
2004	San Diego	1	1	42	31	73.8	319	7.6	2	1	44	2	11	101.2
2006	New Orleans	2	2	81	47	58.0	597	7.4	3	1	88t	6	51	88.3
2009	New Orleans	3	3	102	72	70.6	732	7.2	8	0	44t	2	15	117.0
2010	New Orleans	1	1	60	39	65.0	404	6.7	2	0	40	1	7	95.4
2011	New Orleans	2	2	106	73	68.9	928	8.8	7	2	66t	5	34	110.1
2013	New Orleans	2	2	73	44	60.3	559	7.7	2	2	52	3	9	81.9
<b>NFL totals</b>		<b>11</b>	<b>11</b>	<b>464</b>	<b>306</b>	<b>65.9</b>	<b>3,539</b>	<b>7.6</b>	<b>24</b>	<b>6</b>	<b>88t</b>	<b>19</b>	<b>127</b>	<b>100.7</b>
<b>Saints totals</b>		<b>10</b>	<b>10</b>	<b>422</b>	<b>275</b>	<b>65.2</b>	<b>3,220</b>	<b>7.6</b>	<b>22</b>	<b>5</b>	<b>88t</b>	<b>17</b>	<b>116</b>	<b>100.6</b>

**Career postseason record as starter:** 6-5 (.546); 0-1 (.000) in 2004 , 1-1 (.500) in 2006, 3-0 (1.000) in 2009, 0-1 (.000) in 2010, 1-1 (.500) in 2011 and 1-1 (.500) in 2013.

### RUSHING

Year	Team	Att	Yds	Avg	Lg	TD
2004	San Diego	5	17	3.4	7	0
2006	New Orleans	4	6	1.5	8	0
2009	New Orleans	5	-4	-0.8	0	0
2010	New Orleans	2	6	3.0	6	0
2011	New Orleans	5	4	0.8	5	0
2013	New Orleans	5	13	2.6	5	0
<b>NFL Totals</b>		<b>26</b>	<b>42</b>	<b>1.6</b>	<b>8</b>	<b>0</b>
<b>Saints Totals</b>		<b>21</b>	<b>25</b>	<b>1.2</b>	<b>8</b>	<b>0</b>

**POSTSEASON CAREER HIGHS:** Attempts — 63, at San Francisco (1/14/12); Completions — 40, at San Francisco (1/14/12) - **NFL Record**; Completion Pct. — 82.1 (32-for-39), vs. Indianapolis (2/7/10); Passing Yards — 466, vs. Detroit (1/7/12); Long Pass — 88t, at Chicago (1/21/07); Interceptions — 2, at San Francisco (1/14/12); Passing TDs — 4, at San Francisco (1/14/12); Passer Rating — 134.4, vs. Detroit (1/7/12); Rushes — 5 (2x), last at Philadelphia (1/4/14); Rushing Yards — 17, vs. N.Y. Jets (1/8/05); Long Rush — 8, at Chicago (1/21/07); Rushing TDs — 0.



## VINCENT BROWN

### 15 WR

HEIGHT: 5-11    WEIGHT: 195  
 COLLEGE: SAN DIEGO STATE  
 JOINED SAINTS: FA-16  
 NFL EXPERIENCE: 5  
 BORN: 1/25/89



**NFL CAREER** – Originally a third round selection of the San Diego Chargers in the 2011 NFL Draft (82nd overall), Brown looks to add veteran depth to a young New Orleans receiving corps. The San Diego State standout has appeared in 38 games with 16 starts over his five-year NFL career, posting 941 yards and three touchdowns on 73 receptions, playing primarily with San Diego, with one season spent in Oakland. Still just 27, Brown appeared in 30 games in his first two full seasons in 2011 and 2013, missing the 2012 campaign with an ankle injury. Over that time, Brown made all 16 of his career starts, recording 60 receptions for 801 yards (13.4 avg.) with three touchdowns.



**CAREER TRANSACTIONS** – Signed by New Orleans Saints, 5/23/16; Released by San Diego Chargers, 12/29/15; Signed by Chargers, 12/8/15; Released by Colts, 9/5/15; Signed by Indianapolis Colts to a one-year contract (UFA-OAK), 3/31/15; Signed by Oakland Raiders to a one-year contract, 9/16/14; Released by Chargers, 9/6/14; Placed by Chargers on Injured Reserve/Designated to Return, 9/4/12; Signed by Chargers to a four-year contract, 7/28/11; Selected by San Diego Chargers in the third round (82nd overall) of the 2011 NFL Draft.

**2015** – Appeared in one game for San Diego and posted a 22-yard reception at Kansas City, Dec. 13. **2014** – Played in seven games for Oakland, finishing with 12 receptions for 118 yards (9.8 avg.)...Caught first pass as a Raider against Miami, Sept. 28, and finished with three catches for 22 yards...Set a season-high with 30 yards on two receptions in a 24-20 win against Kansas City, Nov. 20...Recorded a 20-yard reception vs. San Francisco, Dec. 7, his longest grab on the season. **2013** – Played in all 16 games with 12 starts and recorded 41 catches for 472 yards with one touchdown...Tallied two catches for 13 yards and one touchdown in the regular season opener against Houston, Sept. 9...Tallied a season-high seven catches while totaling 41 yards in a win against Dallas, Sept. 29...Recorded first career 100-yard game at Oakland, Oct. 6, when he led the team with 117 yards on seven catches and caught a season-long 51-yard pass. Also combined with Keenan Allen (115 yards) to give the Chargers two 100-yard receivers in the same game for the first time since 2000...Tallied three catches for second consecutive week in road win at Denver, Dec. 12. Totaled 54 yards and had a third down 32-yard reception to put QB Philip Rivers over 4,000 yards passing on season... Played in San Diego's two playoff contests but did not record a catch. **2012** – Placed on Injured Reserve/Designated for Return, Sept. 5 due to an ankle injury. Did not play entire season. **2011** – Played in 14 games with four starts and recorded 19 catches for 329 yards with two touchdowns...Recorded his first career NFL catch in a win against Miami, Oct. 2. The catch came on a third down and helped sustain a drive that would eventually lead to a field goal. Later in the game, he caught a 20-yard pass on a third-and-15 to help keep alive a San Diego touchdown drive in the third quarter...Recorded first career start against the defending Super Bowl champion Green Bay Packers, Nov. 6. Tallied four catches for 79 yards...Recorded his first career touchdown catch against Oakland, Nov. 10, after hauling in a 30-yard pass for the score. Finished the game with five catches for 95 yards...His 22-yard touchdown catch at Jacksonville, Dec. 5, gave the Chargers a 17-14 lead and helped them get a road win on Monday Night Football.

**COLLEGE** – Finished collegiate career with 3,957 all-purpose yards over four seasons from 2007-2010 at San Diego State University...His 23 career receiving touchdowns rank fifth all-time in school annals, while his 13 career 100-yard receiving games tied a school record...As a senior, made all 12 starts, recording the school's fourth-best receiving season with 1,342 yards and receiving first team All-Mountain West Conference honors...Led the MWC and ranked No. 6 in the nation with 104.0 receiving yards per game average...Helped lead the Aztecs to their first bowl win since 1969 with a 35-14 victory against Navy in the Poinsettia Bowl following his senior season...As a junior, caught 45 passes for 778 yards with six touchdowns over seven starts, receiving second-team All-Mountain West Conference honors, but saw season cut short due to a thumb injury...As sopho-





## VETERANS

more, led the team in receptions (64) and receiving yards (631), starting each of the team's 12 games...As freshman, appeared in all 12 contests, starting eight of the final nine games, finishing with 31 receptions for 349 yards...Graduated with a degree in philosophy.

**PERSONAL** – Attended Rancho Cucamonga (Calif.) HS, where he was a two-time All-Baseline League selection...Recorded 42 catches for 530 yards with six TDs as a senior, earning team's offensive MVP award...Also returned kicks and ran track...Born on Jan. 25, 1989 in Upland, California.

### VINCENT BROWN

Year	Team	RECEIVING							RUSHING				
		GP	GS	No	Yds	Avg	Lg	TD	Att	Yds	Avg	Lg	TD
2011	San Diego	14	4	19	329	17.3	31	2	0	0	-	0	0
2012	San Diego	Injured Reserve (Ankle)											
2013	San Diego	16	12	41	472	11.5	51	1	0	0	-	0	0
2014	Oakland	7	0	12	118	9.8	20	0	0	0	-	0	0
2015	San Diego	1	0	1	22	22.0	22	0	0	0	-	0	0
<b>NFL Totals</b>		<b>38</b>	<b>16</b>	<b>73</b>	<b>941</b>	<b>12.9</b>	<b>51</b>	<b>3</b>	<b>0</b>	<b>0</b>	<b>-</b>	<b>0</b>	<b>0</b>

**CAREER HIGHS:** Receptions — 7 (2x), last at Oakland (10/6/13); Receiving Yards — 117, at Oakland (10/6/13); Long Reception — 51, at Oakland (10/6/13); Receiving TDs — 1 (3x), last vs. Houston (9/9/13).

#### POSTSEASON

Year	Team	RECEIVING							RUSHING				
		GP	GS	No	Yds	Avg	Lg	TD	Att	Yds	Avg	Lg	TD
2013	San Diego	2	0	0	0	-	0	0	0	0	-	0	0
<b>NFL Totals</b>		<b>2</b>	<b>0</b>	<b>0</b>	<b>0</b>	<b>-</b>	<b>0</b>	<b>0</b>	<b>0</b>	<b>0</b>	<b>-</b>	<b>0</b>	<b>0</b>



## JARIUS BYRD

### 31 S

HEIGHT: 5-10    WEIGHT: 203  
 COLLEGE: OREGON  
 JOINED SAINTS: UFA-14 (BUF)  
 NFL EXPERIENCE: 8  
 BORN: 10/7/86



**NFL CAREER** – Byrd enters his third season with the Saints after rebounding from a knee injury that limited him to four contests in 2014, to play in 2015's final 13 games with 12 starts at free safety. He finished his second campaign in New Orleans with 59 tackles (40 solo), his first interception as a Saint, one sack, three passes defensed, two forced fumbles and a fumble recovery. Over his first seven NFL seasons, Byrd has appeared in 90 games with 82 starts and recorded 440 stops (317 solo), four sacks, 23 interceptions, with two brought back for touchdowns, 38 passes defensed, 14 forced fumbles and six fumble recoveries. Byrd's 23 picks since 2009 are tied for sixth in the NFL during that period.



**CAREER TRANSACTIONS** – Placed on Injured Reserve by New Orleans Saints, 10/7/14; Agreed to terms with Saints on a six-year contract (UFA-BUF), 2/14/14; Re-signed by Buffalo Bills to one-year contract as Franchise Player, 8/20/13; Designated Franchise Player by Buffalo, 3/1/13; Placed on Injured Reserve by Buffalo, 12/23/09; Signed by Buffalo to four-year contract, 7/29/09; Selected by Buffalo in the second round (42nd overall) of the 2009 NFL Draft.

**HONORS** – **2013:** Pro Bowl; *Associated Press* second-team All-Pro; **2012:** Pro Bowl; *AP* second-team All-Pro; *The Sporting News* first-team All-Pro; NFC Defensive Player of the Week (Week Six); GMC Never Say Never Moment of the Week (Week 12); **2010:** Bills Ed Block Courage Award Winner; *The Sporting News* Top 25 Under 25; **2009:** Pro Bowl; *The Sporting News* second-team All-Pro; NFL Defensive Rookie of the Month (October); All-Rookie (*Pro Football Weekly*)/Pro Football Writers of America, *The Sporting News*, Football Outsiders, *Dallas Morning News*).

**2015** – After missing the first three games (knee), returned to appear in 13 contests with starts in the final 12 at FS, finishing with 59 tackles (40 solo), one sack, one interception returned for 24 yards, three passes defended, two forced fumbles and one fumble recovery...Made his season-debut vs. Dallas, Oct. 4, posting four tackles (two solo)...Made first start of the season at Philadelphia, Oct. 11, recording five tackles (three solo) and one pass defended...Totaled four tackles (three solo) vs. Atlanta, Oct. 15...Vs. N.Y. Giants, Nov. 1, tallied six tackles (three solo), one forced fumble and one fumble recovery...Recorded season-high 10 tackles (six solo) vs. Tennessee, Nov. 8...At Washington, Nov. 15, posted four tackles, including his first sack as a Saint and fourth of his career... At Houston, Nov. 29, recorded eight tackles (five solo), a forced fumble, his first interception as a Saint and 23rd of his career and one pass defended...Posted six tackles (four solo) vs. Carolina, Dec. 6...Started at Tampa Bay, Dec. 13, and saw action on special teams and recorded five tackles (four solo) and a pass defended and returned a punt for one yard...In season finale at Atlanta, 1/3/16, caught a punt for a fair catch. **2014** – Started first four games at FS, before suffering season-ending knee injury in practice that required surgery. Finished with 29 tackles (21 solo), one pass defended and one forced fumble...Stripped WR Julio Jones of the ball to go with six tackles (five solo) in his Saints debut at Atlanta, Sept. 7. **2013** – Played in 11 games with nine starts after missing the first five games (foot). Finished the season with 48 tackles and four interceptions and named to third Pro Bowl...Made his first start of 2013 at New Orleans, Oct. 27 and produced three tackles and a pass defended...Totaled four tackles vs. Kansas City, Nov. 3, as the defense yielded 115 passing yards...Posted his first interception of the season which led to a Bills FG at Pittsburgh, Nov. 10...Became first Bill ever and only player in Week 11 to produce two interceptions and one sack vs. N.Y. Jets, Nov. 17. Helped pass defense yield a season-low 12 completions and added four tackles, including one stop for a loss, a quarterback hit and two passes defended...Totaled season-high nine tackles vs. Atlanta, Dec. 1... Recorded fourth interception of 2013 and added four tackles at Tampa Bay, Dec. 8...Totaled six tackles at Jacksonville, Dec. 15...Recorded two stops as pass defense yielded season-low 89 passing yards vs. Miami, Dec. 22. **2012** – Started



all 16 games for Bills. Led team with five interceptions, and recorded 76 tackles (53 solo), four forced fumbles and six passes defended. Selected to Pro Bowl... Recorded first pick of season and tied for a team-high seven tackles vs. Kansas City, Sept. 16... Forced two fumbles and had a fumble recovery with the first strip and recovery being converted into a touchdown on the ensuing possession vs. New England, Sept. 30... Totaled three stops (one solo) at San Francisco, Oct. 7... Posted two interceptions and helped seal the win with his overtime return that set the offense up at the Arizona six-yard line at Arizona, Oct. 14. Rian Lindell kicked the game-winning field goal on the ensuing possession. Added four tackles, a stop for loss and two passes defended... Posted six tackles and one forced fumble vs. Tennessee, Oct. 21... Totaled four tackles at New England, Nov. 11... Halted a fourth quarter Miami drive with his fourth interception of the season vs. Miami, Nov. 15. Also had a first quarter fumble recovery... Tied for team-lead with six tackles, including a stop for loss at Indianapolis, Nov. 25... Posted first interception of season to halt Jaguars' final drive vs. Jacksonville, Dec. 2... Totaled four tackles and one forced fumble at Miami, Dec. 23. Byrd's four forced fumbles on the season were the most by a Bills defender since Aaron Schobel (5-2007). **2011** – Started all 16 games and recorded 98 tackles (75 solo), one sack, three interceptions, eight passes defended, three forced fumbles and one fumble recovery... Posted five tackles, including one stop for loss and helped the Buffalo defense hold the Chiefs to only 119 net passing yards at Kansas City, Sept. 11... Led the Buffalo secondary with ten tackles vs. Oakland, Sept. 18... Posted a game-high and career-high 12 tackles and also added two passes defended vs. New England, Sept. 25... Forced one fumble and recovered the ball from Eagles WR Jason Avant in third quarter, while adding eight tackles including one for loss vs. Philadelphia, Oct. 9... Posted four tackles at N.Y. Giants, Oct. 16... Registered first interception and sack of season vs. Washington, Oct. 30 and added four tackles... Recorded his second interception of season and added six tackles vs. N.Y. Jets, Nov. 6... Tied for game-high eight tackles and forced a fumble at Dallas, Nov. 13... Led defensive backs with nine tackles including one stop for loss vs. Tennessee, Dec. 4... Scored on a 37-yard interception return for a touchdown in the fourth quarter, adding seven tackles and one pass defended vs. Denver, Dec. 24, as the Bills held Tim Tebow to a 35.4 rating. **2010** – Appeared in all 16 games with 14 starts for Bills. Recorded 88 tackles (61 solo), four passes defended, one sack, one forced fumble, one fumble recovery and one interception... Posted seven tackles and also recorded his first career fumble recovery, which resulted in a touchdown, the team's first turnover of the season at New England, Sept. 26... Posted 10 tackles vs. Chicago, Nov. 7... Produced 11 tackles and a forced fumble and fumble recovery that led to Buffalo field goal and tied game at 13 in fourth quarter vs. Pittsburgh, Nov. 28... Forced career-high two fumbles and added eight tackles vs. Cleveland, Dec. 12... Recorded first sack of career and added four solo tackles, a tackle for loss and a QB hit at Miami, Dec. 19. **2009** – Appeared in 14 games with 11 starts as a rookie and finished with 42 tackles (30 solo), nine interceptions to tie for NFL lead and 11 passes defended. Third Bills rookie to be selected to Pro Bowl... Made his first career NFL start as the team's fifth defensive back vs. New Orleans, Sept. 27 and totaled five tackles... Made first career start at FS at Miami, Oct. 4 and made three solo tackles and a pass defended... Posted first career interception and led Bills defensive



backs with seven tackles vs. Cleveland, Oct. 11...Posted first multi-interception game (two) at N.Y. Jets, Oct. 18. Second interception led to Buffalo's game-tying touchdown in third quarter. Became the first Bills rookie with interceptions in consecutive games since Nate Clements in 2001 (games 14-15). And became first Bills rookie with three picks in season since Clements in 2001...Recorded two interceptions which led to both Buffalo touchdowns at Carolina, Oct. 25. Became fifth Bill to post multiple interceptions in consecutive weeks and first since Kurt Schulz in 1996 (two vs. Cincinnati, 11/17/96; two vs. N.Y. Jets, 11/24/96). First NFL rookie to post two-plus interceptions in consecutive games since Everson Walls (Dallas) in 1981. Also became the first NFL rookie with five interceptions in a calendar month since Mark Carrier (Chicago) in 1990...Totaled two interceptions and five tackles vs. Houston, Nov. 1. Became first rookie and second NFL player to have three consecutive multi-interception games (joining Dave Baker (SF) 1960, games 8-10). Became the fourth Bill with three multi-INT games in one season (Archie Matsos (4-1960), Billy Atkins (4-1961) and Tom Janik (3-1966)...Recorded an interception for the fifth consecutive game, setting a new Buffalo Bills team record at Tennessee, Nov. 15. Became the second NFL player since 1970 to record an interception in five consecutive games in his first NFL season (Kansas City's Eric Harris, 1980)...Posted his ninth interception of the season and set the team's rookie interception record at Kansas City, Dec. 13...Placed on Injured Reserve, Dec. 23.

**COLLEGE** – Started each of final 37 contests during a 39-game career at LCB, recording 203 tackles (143 solo), six stops for losses of 17 yards, four forced fumbles and two recoveries. Deflected 53 passes, leaving school ranked fourth in Ducks history...Gained 113 yards on 17 interception returns (6.6 avg.), as he departed Oregon with his pick total tied for second on the school career-record list... Political science major.

**PERSONAL** – Prepped at Clayton (Mo.) HS, where he was named the State's 4A Offensive Player of the Year in leading the Greyhounds to the 2004 Missouri State championship, playing QB, S, WR and on special teams...Ranked fourth in the state of Missouri in scoring (158 points), including 26 touchdowns, rushing for 1,480 yards (ranked seventh in the state) and averaging 8.8 yards per carry... Also passed for another 1,038 yards (65-of-128) and 13 scores...Afforded first-team defensive All-State accolades as team's second-leading tackler with 71 stops, seven interceptions (ranked fifth in the state), three sacks and two fumble recoveries...Completed the package with six catches for 125 yards (20.8 avg.), 10 kickoff returns (30.1 avg.), 15 returned punts (13.3 avg.) in addition to punting 18 times for a 37.6-yard clip...Son of Marilyn and Gill Byrd, Sr...Father was a 1983 first-round draft pick out of San Jose State and a two-time Pro Bowl selection while playing CB for the San Diego Chargers (1983-92)...Gill Sr. went on to join the coaching ranks as an assistant for the St. Louis Rams (2003-05), the Chicago Bears (2006-12) and for the Tampa Bay Buccaneers (2014-15)...Older brother, Gill, Jr. was a DB at New Mexico State (2004-06)...Has participated in numerous community initiatives throughout his career, including his visit to the Ochsner Medical Center to spread holiday cheer and deliver gifts to pediatric, cancer and transplant patients in 2015...Born Jairus Keelon Byrd in San Diego, CA.



# VETERANS

## JAIURUS BYRD

Year	Team	GP	GS	Tot	TACKLES			Yds	INTERCEPTIONS				FUMBLES			
					Solo	Asst	Sk		No	Yds	Lg	TD	PD	FF	FR	Yds
2009	Buffalo	14	11	42	30	12	0.0	0.0	9	118	37	0	11	0	0	0
2010	Buffalo	16	14	88	61	27	1.0	3.0	1	37	37t	1	2	3	2	0
2011	Buffalo	16	16	98	75	23	1.0	9.0	3	88	37t	1	8	3	1	0
2012	Buffalo	16	16	76	53	23	0.0	0.0	5	81	45	0	6	4	2	0
2013	Buffalo	11	9	48	37	11	1.0	9.0	4	85	57	0	6	1	0	0
2014	New Orleans	4	4	29	21	8	0.0	0.0	0	0	0	0	2	1	0	0
2015	New Orleans	13	12	59	40	19	1.0	11.0	1	24	24	0	3	2	1	1
<b>NFL totals</b>		<b>90</b>	<b>82</b>	<b>440</b>	<b>317</b>	<b>123</b>	<b>4.0</b>	<b>32.0</b>	<b>23</b>	<b>433</b>	<b>57</b>	<b>2</b>	<b>38</b>	<b>14</b>	<b>6</b>	<b>1</b>
<b>Saints Totals</b>		<b>13</b>	<b>12</b>	<b>88</b>	<b>61</b>	<b>27</b>	<b>1.0</b>	<b>11.0</b>	<b>1</b>	<b>23</b>	<b>24</b>	<b>0</b>	<b>5</b>	<b>3</b>	<b>1</b>	<b>1</b>

**CAREER HIGHS:** Tackles — 12, vs. New England (9/25/11); Sacks — 1 (4x), last at Washington (11/15/15); Interceptions — 2 (5x), last vs. New York Jets (11/17/13); Int. Ret for TD — 1 (2x), last vs. Denver (12/24/11); Passes Defensed — 3, at New York Jets (10/18/09); Forced Fumbles — 2, vs. New England (9/30/12); Fumble Recoveries — 1 (6x), last vs. N.Y. Giants (11/1/15).



## TRAVARIS CADET

### 38 RB

HEIGHT: 6-1      WEIGHT: 210  
 COLLEGE: APPALACHIAN STATE  
 JOINED SAINTS: WAI-15 (SF)  
 NFL EXPERIENCE: 5  
 BORN: 2/1/89



**NFL CAREER** – Cadet is a versatile and explosive player who has seen action at running back, wide receiver and return specialist during his NFL career. After spending his first four seasons in New Orleans, he played for both New England and San Francisco in 2015 before returning to the Saints for the final two contests. In the two games, the Miami, Fla. native posted nine receptions for 146 yards and a touchdown, while adding 12 yards on four carries. He attained several single-game career-highs in both of his appearances with the Black and Gold in 2015, after setting season career-highs on offense in 2014, posting 38 receptions for 296 yards with one touchdown and carrying 10 times for 32 yards.

**CAREER TRANSACTIONS** – Re-signed, 3/10/16; Claimed on waivers by New Orleans from San Francisco, 12/23/15; Waived by San Francisco, 12/22/15; Signed by San Francisco, 11/10/15; Released by New England, 9/29/15; Signed by New England to a two-year contract, 3/17/15. Signed by New Orleans as an undrafted free agent, 4/30/12.

**2015** – Over two games with New Orleans, he posted nine receptions for 146 yards and one touchdown, while carrying it four times for 12 yards. Overall in seven games with three teams, carried 11 times for 28 yards, recorded 17 receptions for 208 yards with one touchdown, returned one punt for one yard and brought back three kickoffs for 94 yards (31.3 avg.)...Began the season with Pa-



trials, appearing in one game and catching one pass for two yards. Released by New England, Sept. 29...Signed by San Francisco, Nov. 10, playing in four games and posting totals of 16 yards on seven carries, and 66 yards on seven receptions. Waived by 49ers, Dec. 22...Claimed on waivers by New Orleans from San Francisco, Dec. 23...Started and rushed once for six yards vs. Jacksonville, Dec. 27, and had three catches for a career-high 69 yards, with a career-high 44-yard touchdown reception, his third career scoring grab, to finish with 75 total yards from scrimmage. Added one punt return for one yard and a 19-yard kickoff return...Rushed three times for six yards at Atlanta, 1/3/16, adding a career-high-tying six receptions for a career-best 77 yards and a career-high 83 total yards from scrimmage. Threw an incomplete pass and returned two kickoffs for 75 yards. **2014** – Played in 15 games with a start. Recorded career-highs on offense in both rushing and receiving with 10 carries for 32 yards and 38 receptions for 296 yards with a touchdown. Also brought back 15 kickoffs for 364 yards (24.3 avg.)...Set new receiving career-high with six receptions for 59 yards at Dallas, Sept. 28...Returned three kickoffs for 76 yards and caught three passes for 19 yards and a touchdown vs. Tampa Bay, Oct. 5...Tied career-high in receiving with six grabs for 51 yards at Detroit, Oct. 19...Rushed two times for nine yards and had three grabs for 18 yards vs. San Francisco, Nov. 9. **2013** – played in 13 regular season contests and both postseason games...Returned nine kickoffs for 239 yards (26.6 avg.), brought back a punt for no gain, posted five special teams stops and had two receptions for five yards with one touchdown...Played on offense and special teams at New England, Oct. 13, and had a three-yard touchdown reception, his first career score and also added a special teams stop...Returned a kickoff for career-long 82 yards vs. San Francisco, Nov. 17. Appeared in both postseason contests, seeing action on both offense and special teams. **2012** – Appeared in 13 contests, seeing action on both offense and special teams. Handled kickoff return duties for the second half of the season with 26 runbacks for 690 yards (26.5 avg.) with a long of 75 yards. Added seven stops on special teams. Also had a rush for five yards, posted five receptions for 44 yards and returned a punt for two yards...Posted the first two special teams tackles of his career at Green Bay, Sept. 30...Led team with a career-high three special teams tackles at Tampa Bay, Oct. 21...Following a hand injury to Darren Sproles, took over kickoff return duties vs. Philadelphia, Nov. 5 and had three runbacks for 80 yards (26.7 avg.) while rushing once for five yards...At Oakland, Nov. 21, caught two passes for 25 yards and returned three kickoffs for 123 yards (41.0 avg.), including a 75-yard runback to open up the second half...Returned five kickoffs for 148 yards (29.6 avg.) vs. San Francisco, 11/25.

**COLLEGE** – Played three seasons at Appalachian State after transferring from Pearl River (Miss.) Community College in 2009...Originally attended the University of Toledo in 2007 where he redshirted as a receiver...A two-time All-Southern Conference selection while serving as a running back and returner for the Mountaineers, finishing his college career with 3,929 all-purpose yards, including 1,688 rushing yards on 336 carries and 1,376 kickoff return yards...Earned second-team All-Southern Conference accolades as a senior after leading the team in rushing yards (651), kickoff return yards (632), punt return yards (87) and all-purpose yards (1,703).



# VETERANS

**PERSONAL** – Prepped at Miami (Fla.) Central HS where he played quarterback and threw for 1,391 yards with 13 touchdown passes and rushed for more than 450 yards with two touchdowns as a senior, garnering first-team All-Dade County honors by the Miami Herald...Also served as the team's punter and place-kicker...Has visited patients in the pediatric unit at Ochsner Medical Center and adults receiving chemotherapy at the Tom and Gayle Benson Cancer Center over the Christmas holidays...Travaris Terrell Cadet was born Feb. 1, 1989.



## TRAVARIS CADET

		RUSHING							RECEIVING				
Year	Team	GP	GS	Att	Yds	Avg	Lg	TD	No	Yds	Avg	Lg	TD
2012	New Orleans	13	0	1	5	5.0	5	0	5	44	8.8	17	0
2013	New Orleans	13	0	0	0	0.0	0	0	2	5	2.5	3t	1
2014	New Orleans	15	1	10	32	3.2	8	0	38	296	7.8	31	1
2015	New England	1	0	0	0	0.0	0	0	1	2	2.0	2	0
	San Francisco	4	0	7	16	2.3	4	0	7	66	9.4	16	0
	New Orleans	2	1	4	12	3.0	6	0	9	146	16.2	44t	1
<b>NFL Totals</b>		<b>48</b>	<b>2</b>	<b>22</b>	<b>65</b>	<b>3.0</b>	<b>8</b>	<b>0</b>	<b>62</b>	<b>559</b>	<b>9.0</b>	<b>44t</b>	<b>3</b>
<b>Saints Totals</b>		<b>43</b>	<b>2</b>	<b>15</b>	<b>49</b>	<b>3.3</b>	<b>8</b>	<b>0</b>	<b>54</b>	<b>491</b>	<b>9.1</b>	<b>44t</b>	<b>3</b>
		PUNT RETURNS						KICKOFF RETURNS					
Year	Team	No	FC	Yds	Avg	Lg	TD	No	Yds	Avg	Lg	TD	
2012	New Orleans	1	2	2	2.0	2	0	26	690	26.5	75	0	
2013	New Orleans	1	2	0	0.0	0	0	9	239	26.6	82	0	
2014	New Orleans	0	1	0	0.0	0	0	14	364	24.3	34	0	
2015	New Orleans	1	1	1	1.0	1	0	3	94	31.3	38	0	
<b>NFL Totals</b>		<b>3</b>	<b>5</b>	<b>3</b>	<b>1.0</b>	<b>2</b>	<b>0</b>	<b>53</b>	<b>1,387</b>	<b>26.2</b>	<b>82</b>	<b>0</b>	

**ADDITIONAL STATISTICS: Special Teams Tackles** — (2012, 7); (2013, 5) **Total: 12.**

**CAREER HIGHS: Rushes** — 3 (2x), last at Atlanta (1/3/16); **Rushing Yards** — 9 (2x), vs. San Francisco (11/9/14); **Long Rush** — 8, vs. San Francisco (11/9/14); **Rushing TDs** — 0; **Receptions** — 6 (3x), last at Atlanta (1/3/16); **Receiving Yards** — 77, at Atlanta (1/3/16); **Long Reception** — 44t, vs. Jacksonville (12/27/15); **Receiving TDs** — 1 (3x), last vs. Jacksonville (12/27/15); **Yards From Scrimmage** — 83, at Atlanta (1/3/16); **Special Teams Tackles** — 3, at Tampa Bay (10/21/12); **Punt Returns** — 1 (3x), last vs. Jacksonville (12/27/15); **Punt Return Yards** — 2, vs. Atlanta (11/11/12); **Long Punt Return** — 2, vs. Atlanta (11/11/12); **Punt Returned for TD** — 0; **Kickoff Returns** — 6, at New York Giants (12/9/12); **Kickoff Return Yards** — 148, vs. San Francisco (11/25/12); **Long Kickoff Return** — 82, vs. San Francisco (11/17/13); **Kickoff Returned for TD** — 0

### POSTSEASON

		RUSHING							RECEIVING				
Year	Team	GP	GS	Att	Yds	Avg	Lg	TD	No	Yds	Avg	Lg	TD
2013	New Orleans	2	0	0	0	0.0	0	0	0	0	0.0	0	0
<b>NFL Totals</b>		<b>2</b>	<b>0</b>	<b>0</b>	<b>0</b>	<b>0.0</b>	<b>0</b>	<b>0</b>	<b>0</b>	<b>0</b>	<b>0.0</b>	<b>0</b>	<b>0</b>
		PUNT RETURNS						KICKOFF RETURNS					
Year	Team	No	FC	Yds	Avg	Lg	TD	No	Yds	Avg	Lg	TD	
2013	New Orleans	0	0	0	0.0	0	0	0	0	0.0	0	0	
<b>NFL Totals</b>		<b>0</b>	<b>0</b>	<b>0</b>	<b>0.0</b>	<b>0</b>	<b>0</b>	<b>0</b>	<b>0</b>	<b>0.0</b>	<b>0</b>	<b>0</b>	



# TONY CARTER

## 29 CB



HEIGHT: 5-9      WEIGHT: 175  
 COLLEGE: FLORIDA STATE  
 JOINED SAINTS: FA-15  
 NFL EXPERIENCE: 6  
 BORN: 5/24/86

**NFL CAREER** – Carter’s played in 45 games with three starts with Indianapolis, Denver and New England, posting career totals of 42 (37 solo), 22 passes defensed, three defensive fumble recoveries, three interceptions and six stops and one fumble recovery on special teams. Prior to joining the Saints roster for one contest in December, he appeared in three games for the Colts in 2015. The Jacksonville, Fla. native was re-signed in February and will compete for a spot in the New Orleans secondary.

**CAREER TRANSACTIONS** – Re-signed by New Orleans, 2/12/16; Waived by New Orleans, 12/26/15; Signed by New Orleans, 12/17/15; Waived by Indianapolis, 11/9/15; Signed by Indianapolis, 10/20/15; Released by Denver, 9/5/15; Signed to the active roster from the practice squad by Denver, 12/13/11; Signed to the practice squad by Denver, 11/30/11; Released by Minnesota Vikings, 9/3/11; Signed by Minnesota, 8/11/11; Released by New England Patriots, 7/29/11; Signed to the active roster from the practice squad by New England, 12/18/10; Signed to the practice squad by New England, 9/7/10; Waived/Injured by Denver, 8/23/10; Signed to the active roster from the practice squad by Denver, 12/19/09; Signed to the practice squad by Denver, 9/6/09; Released by Denver, 9/5/09; Originally signed by Denver as an undrafted free agent, 4/27/09.

**2015** – Signed by New Orleans on Dec. 17, but was declared inactive vs. Detroit, Dec. 21, his lone game with the club...Waived, Dec. 26...Played in three games for Indianapolis and recorded no statistics...Saw action on defense and on special teams in his first game as a member of the Colts in a Week Seven loss vs. New Orleans, Oct. 25...In a Week Eight overtime loss at Carolina, Nov. 2, competed on special teams. **2014** – Played in eight games for Denver and totaled five solo tackles, one pass defensed and one fumble recovery returned for a touchdown...Saw action in a Week One victory against the Colts, Sept. 7, totaling two tackles and one pass defensed...Tallied two tackles on the road in a Week 13 win against Kansas City, Nov. 30...Recorded one tackle and one fumble recovery he returned 20 yards for a touchdown in a Week 17 victory against the Raiders, Dec. 28. **2013** – Appeared in 12 regular season games with two starts for Denver and finished with 11 tackles (10 solo), one interception and eight passes defensed. Also tallied two special teams tackles...Made his second career NFL start in a Week One victory over Baltimore, Sept. 5, compiling four tackles (three solo) and a career-high four passes defensed...Matched career-high from previous week with four passes defensed while adding three tackles, a tackle for loss and an in-



terception in a Week Two victory over N.Y. Giants, Sept. 15...Earned his second start of the season in a Week Three victory over Oakland, Sept. 23, tallying a tackle...Saw time in the AFC Conference Championship Game vs. New England, 1/19/14, and posted a career postseason-high four tackles and two passes defended...Appeared in Super Bowl XLVIII, 2/2/14, finishing with one tackle in the loss to Seattle. **2012** – Appeared in 15 regular season games for Denver and set career highs with 24 tackles, 12 passes defended, two interceptions, one fumble recovery and two touchdowns. One of three players in the league to return both a fumble and interception for a touchdown. Allowed the fewest completions (27) among players targeted at least 60 times...Tallied two tackles, an interception and returned a fumble recovery 65 yards for a touchdown, sixth-longest in team history, in Week Six victory over San Diego, Oct. 15...Notched second touchdown of season, intercepting Cam Newton in the third quarter and returning it for a score in Week 10 victory against Carolina, Nov. 11...Recorded career-high six tackles (four solo) in Week 14 win over Oakland, Dec. 6...Finished both with a defensive tackle and a special teams stop in a double overtime loss to Baltimore in the AFC Divisional Playoff game, 1/12/13. **2011** – Saw action in Denver's final five contests, including both postseason matchups after being promoted to the active roster from the practice squad...Registered one special teams tackle against New England in an AFC Divisional Playoff loss, 1/14/12. **2010** – Appeared in two contests for New England after spending the first 13 games on the practice squad...Tallied his lone tackle on the season against the Dolphins, 1/2/11, in a Week 17 victory. **2009** – Played in season's final two games for Denver after spending first 14 games on team's practice squad...Made NFL debut in Week 15 loss to Oakland, Dec. 20, and notched one tackle, one pass defended, one fumble recovery and one special teams tackle...Earned his first career NFL start against Philadelphia, Dec. 27, recording one special teams stop in a Week 16 loss.

**COLLEGE** – Started all 50 games he played in at Florida State from 2005-08, totaling 139 tackles (104 solo), nine interceptions and 26 passes defended. Returned three interceptions and one fumble recovery for a touchdown...Earned second-team All-ACC honors as a senior...Returned eight punts for 113 yards and one touchdown during his senior season in 2008...Was awarded ACC Defensive Back of the Week honors for his two interception performance against Miami as a senior on Oct. 4, 2008...Became the first person in program history to return both a blocked extra point and a blocked field goal for points in the same game, when he accomplished the feat against Clemson on Sept. 16, 2006...Was named the Most Valuable Player in the Seminoles' 44-27 Emerald Bowl victory over UCLA in 2006...Earned Second Team All-America Freshmen and First Team All-ACC Freshmen team honors in 2005...Received his bachelor's degree in social science.

**PERSONAL** – Attended Mandarin (Jacksonville, Fla.) HS, where he played football and ran track and field...Was rated as the number two cornerback in the nation by Rivals.com, while also seeing time at quarterback and wide receiver...His father, Tony Sr., played basketball at Florida State...Born Tony Lamar Carter, Jr. in Tallahassee, Fla.



# VETERANS

## TONY CARTER

Year	Team	GP	GS	Tot	TACKLES			Yds	INTERCEPTIONS				FUMBLES			
					Solo	Asst	Sk		No	Yds	Lg	TD	PD	FF	FR	Yds
2009	Denver	2	1	1	1	0	0.0	0.0	0	0	0	0	1	0	1	0
2010	New England	2	0	1	1	0	0.0	0.0	0	0	0	0	0	0	0	0
2011	Denver	3	0	0	0	0	0.0	0.0	0	0	0	0	0	0	0	0
2012	Denver	15	0	24	20	4	0.0	0.0	2	55	40t	1	12	0	1	65
2013	Denver	12	2	11	10	1	0.0	0.0	1	0	0	0	8	0	0	0
2014	Denver	8	0	5	5	0	0.0	0.0	0	0	0	1	0	1	20	
2015	Indianapolis	3	0	0	0	0	0.0	0.0	0	0	0	0	0	0	0	0
<b>NFL totals</b>		<b>45</b>	<b>3</b>	<b>42</b>	<b>37</b>	<b>5</b>	<b>0.0</b>	<b>0.0</b>	<b>3</b>	<b>55</b>	<b>40t</b>	<b>1</b>	<b>22</b>	<b>0</b>	<b>3</b>	<b>85</b>

**ADDITIONAL STATISTICS:** Special Teams Tackles — (2009, 2); (2012, 2); (2013, 2) **Total: 6;** Special Teams Fumble Recoveries — (2011, 1) **Total: 1.**

**CAREER HIGHS:** Tackles — 6, at Oakland (12/6/12); Sacks — 0; Interceptions — 1 (3x), last at N.Y. Giants (9/15/13); Long Interception Return — 40t, vs. Carolina (11/11/12); Passes Defensed — 4 (2x), last at N.Y. Giants (9/15/13); Forced Fumbles — 0; Fumble Recoveries — 1 (3x), last vs. Oakland (12/28/14).

### POSTSEASON

Year	Team	GP	GS	Tot	TACKLES			Yds	INTERCEPTIONS				FUMBLES			
					Solo	Asst	Sk		No	Yds	Lg	TD	PD	FF	FR	Yds
2011	Denver	2	0	0	0	0	0.0	0.0	0	0	0	0	0	0	0	0
2012	Denver	1	0	1	1	0	0.0	0.0	0	0	0	0	0	0	0	0
2013	Denver	2	0	5	4	1	0.0	0.0	0	0	0	2	0	0	0	0
<b>NFL Totals</b>		<b>5</b>	<b>0</b>	<b>6</b>	<b>5</b>	<b>1</b>	<b>0.0</b>	<b>0.0</b>	<b>0</b>	<b>0</b>	<b>0</b>	<b>2</b>	<b>0</b>	<b>0</b>	<b>0</b>	<b>0</b>

**ADDITIONAL POSTSEASON STATISTICS:** Special Teams Tackles — (2011, 1); (2012, 1) **Total: 2.**

**POSTSEASON CAREER HIGHS:** Tackles — 4, vs. New England (1/19/14); Passes Defensed — 2, vs. New England (1/19/14).



## BRANDON COLEMAN

### 16 WR

HEIGHT: 6-6      WEIGHT: 225  
 COLLEGE: RUTGERS  
 JOINED SAINTS: FA-14  
 NFL EXPERIENCE: 2  
 BORN: 6/22/92



**NFL CAREER** – Originally signed by New Orleans out of Rutgers following the 2014 NFL Draft, Coleman spent the majority of his rookie season on the practice squad before being elevated for the 2014 regular season finale. He took advantage of his large frame and participation in his first full offseason strength and conditioning program to win a roster spot on last season’s opening day roster. In 2015, he made 30 receptions for 454 yards with two touchdowns, while adding one special teams tackle.

**CAREER TRANSACTIONS** – Signed to New Orleans active roster from the practice squad, 12/26/14; Re-signed to New Orleans practice squad, 9/24/14; Released from New Orleans practice squad, 9/16/14; Signed by New Orleans to the

# VETERANS

practice squad, 9/1/14; Waived by New Orleans, 8/30/14; Agreed to terms with the New Orleans Saints on a three-year contract as an undrafted free agent, 5/12/14.

**2015** – Appeared in all 16 games with four starts, posting totals of 454 yards and two touchdowns on 30 receptions...Started his first career game in the team’s season opener at Arizona, Sept. 13, catching four passes for 41 yards and his first career touchdown. Became 50th player to catch a TD from Drew Brees in regular season...Caught three passes for 33 yards vs. Tampa Bay, Sept. 20...Started vs. Dallas, Oct. 4, and had a 30-yard reception...Made a 24-yard grab at Indianapolis, Oct. 25 and recorded his first career special teams tackle...Made two receptions for 58 yards and had a 30-yard grab vs. Tennessee, Nov. 8...Played on offense and on special teams vs. Carolina, Dec. 6, making four receptions for 73 yards with one touchdown. Tied career-high in receptions, set a career-best in receiving yardage and had a career-long 31-yard grab...Posted three catches for 32 yards at Tampa Bay, Dec. 13...Saw action on offense and on special teams vs. Jacksonville, Dec. 27, making four receptions for 45 yards, then tying a career-high in catches...Played in the team’s season finale at Atlanta, 1/3/16, recording a career-high five receptions for a career-best 81 yards. **2014** – In the 2014 preseason, made five receptions for 50 yards. Spent the majority of the season on the practice squad but was elevated to the active roster prior to season finale at Tampa Bay, Dec. 28.

**COLLEGE** – Played in 39 career games for Rutgers, recording 94 receptions for 1,808 yards (19.2 avg.). Matched the Scarlet Knights school record for receiving touchdowns by catching 20 in his career...As a redshirt junior in 2013, recorded 34 receptions for 538 yards (15.8 avg.) with four touchdowns and 12 grabs for 20 or more yards, while being named to the American Athletic Conference All-Academic Team...As a sophomore in 2012, recorded 43 receptions for 718 yards (16.7 avg.) and 10 touchdowns, tying the school season record for TD receptions on his way to being selected All-Big East second-team...Graduated in May, 2015 with a bachelor’s degree in labor and employment relations.

**PERSONAL** – Prepped at Bishop McNamara (Forestville, Md.) HS, and recorded 41 receptions for 838 yards (20.4 avg.) and 10 touchdowns as a three-year starter...Also was a member of basketball team...Owned a 3.3 grade point average...Has been a spokesman for a program that discourages teenagers from texting while driving...Born June 22, 1992 in Washington, D.C.

## BRANDON COLEMAN

Year	Team	GP	GS	RECEIVING				
				No	Yds	Avg	Lg	TD
2015	New Orleans	16	4	30	454	15.1	31	2
<b>NFL Totals</b>		<b>16</b>	<b>4</b>	<b>30</b>	<b>454</b>	<b>15.1</b>	<b>31</b>	<b>2</b>

**ADDITIONAL STATISTICS: Special Teams Tackles** — (2015, 1) **Total: 1.**

**CAREER HIGHS: Receptions** — 5, at Atlanta (1/3/16); **Receiving Yards** — 81, at Atlanta (1/3/16); **Long Reception** — 31, vs. Carolina (12/6/15); **Receiving TDs** — 1 (2x), last vs. Carolina (12/6/15).



# BRANDIN COOKS

## 10 WR



HEIGHT: 5-10    WEIGHT: 189  
 COLLEGE: OREGON STATE  
 JOINED SAINTS: D1-14  
 NFL EXPERIENCE: 3  
 BORN: 9/25/93



**NFL CAREER** – After hearing his name called as a first-round selection in the 2014 NFL Draft, Cooks made an immediate impact in multiple facets of the Saints offense, appearing in the first 10 games with six starts, but ultimately having his rookie season cut short due to a wrist injury. Cooks returned in 2015 to appear in all 16 games, and recorded his first 1,000-yard season, finishing with 1,138 yards and nine touchdowns on 84 receptions. At just 22 years old and entering his third NFL season, Cooks looks to build on his breakout campaign.

**CAREER TRANSACTIONS** – Placed on Injured Reserve, 11/18/14; Signed to a four-year contract, 5/18/14; Selected by the New Orleans Saints in the first round (20th overall) of the 2014 NFL Draft.

**2015** – Appeared in all 16 games, recording 84 grabs for 1,138 yards (13.5 avg.) and nine touchdowns to lead the club in receptions, receiving yardage and touchdowns. The season marked his first campaign of at least 1,000 receiving yards, the first time a Saints wide receiver reached at least 1,000 yards receiving since Marques Colston (1,154) and Lance Moore (1,041) in 2012, as he became only the fourth Saint to record at least 1,100 receiving yards in a season (Colston, Jimmy Graham, Joe Horn). His receiving yardage total ranked sixth in the NFL and 14th in the NFC and his receiving touchdown total was tied for fifth in the conference and 14th in the league. Cooks' 84 receptions ranked eighth in the NFC and 17th in the NFL, while his 22 third down receptions tied for 20th in the league. His 84 receptions were the most by a Saints receiver since Colston hauled in 84 in 2010... Started the team's season opener at Arizona, Sept. 13, and caught four passes for 49 yards and rushed once for four yards... Started vs. Tampa Bay, Sept. 20, and caught team-high five passes for 62 yards, while also recording a rush for -4 yards... Started and caught seven passes for 79 yards, both Saints game-highs, at Carolina, Sept. 27... Made start at Philadelphia, Oct. 11, and hauled in five passes for a career-high 107 yards with one touchdown. It was his first career 100-yard receiving game... Started at Indianapolis, Oct. 25, and finished with a team-high 81 yards on a club-best six receptions, including a 47-yard catch... Caught six passes for 88 yards (14.7 avg.) with a career-high two touchdowns and rushed once for -3 yards vs. N.Y. Giants, Nov. 1... Started vs. Tennessee, Nov. 8, and recorded four receptions for 71 yards, including a 38-yard touchdown... Started at Washington, Nov. 15, and posted five receptions for 98 yards, including two scoring grabs to tie a career-high. His 60-yard scoring grab in the second quarter was a career-long catch. Also had an 11-yard rush... Made the start vs. Carolina, Dec. 6, and caught six passes for 104 yards, with a 54-yard touchdown. Both his catches and yardage were game-highs for New Orleans... Saw action on offense and on special teams



vs. Detroit, Dec. 21, and caught 10 passes for 124 yards with a touchdown, setting career-highs in receptions and receiving yardage and returned two punts for 12 yards. Had game-high 136 total yards from scrimmage, while making a special teams tackle...Started vs. Jacksonville, Dec. 27, and caught five passes for 123 yards (24.6 avg.) with a career-long 71-yard touchdown and rushed a career-high four times for 10 yards for 133 total yards from scrimmage. His team-leading fourth 100-

## 2015 GAME BY GAME

### RECEIVING

Date	Opp.	GP	ST	REC	YDS	AVG	LG	TD
9/13	@ARZ	X	X	4	49	12.3	30	0
9/20	TB	X	X	5	62	12.4	21	0
9/27	@CAR	X	X	7	79	11.3	16	0
10/4	DAL	X	X	4	25	6.3	13	0
10/11	@PHI	X	X	5	107	21.4	46	1
10/15	ATL	X		4	41	10.3	26	0
10/25	@IND	X	X	6	81	13.5	47	0
11/1	NYG	X		6	88	14.7	26t	2
11/8	TEN	X	X	4	71	17.8	3t	1
11/15	@WAS	X	X	5	98	19.6	60t	2
11/29	@HOU	X	X	5	35	7.0	11	0
12/6	CAR	X	X	6	104	17.3	54t	1
12/13	@TB	X		3	29	9.7	14	0
12/21	DET	X		10	124	12.4	28	1
12/27	JAX	X	X	5	123	24.6	71t	1
1/3	@ATL	X	X	5	22	4.4	12	0
<b>2015 Season</b>		<b>16</b>	<b>12</b>	<b>84</b>	<b>1138</b>	<b>13.5</b>	<b>71t</b>	<b>9</b>

yard receiving game marked the most by a Saint since Graham's six in 2013 and the most by a Saints WR since Colston's four in 2011. Became the first Saint to surpass 1,000 yards receiving since Graham in 2013 and the first New Orleans wideout to do so since Colston in 2012...With his 12th career scoring grab, he moved into a tie for eighth place on the all-time list for Drew Brees TD targets...Started season finale at Atlanta, 1/3/16, and finished with 22 yards on five receptions. **2014** – Played in 10 games with six starts and totaled 53 receptions for 550 yards and three touchdowns, seven carries for 73 yards and one touchdown, 10 punt returns for 35 yards and one kickoff return for 12 yards...Placed on Injured Reserve, Nov. 18...Played in first-career game at Atlanta, Sept. 7, and caught seven passes, tied for the most by a Saints rookie in their debut with RB Reggie Bush (9/10/06 at Cleveland), for 77 yards and a touchdown, while also rushing once for 18 yards. First career-reception came on a 32-yard pass play...Started first career game and caught three passes for 17 yards and two carries for 31 yards at Cleveland, Sept. 14...Started and led the team with eight receptions for 74 yards vs. Minnesota, Sept. 21...Opened the contest and caught a team and career-high nine passes for 56 yards while also rushing twice for 15 yards and returning a kickoff for 12 yards vs. Tampa Bay, Oct. 5...Caught a team-high six passes for a career-high 94 yards, including a 50-yard reception for a touchdown, while picking up first-career rushing touchdown on a jet sweep that went for four yards vs. Green Bay, Oct. 26. At 21 years and 31 days old, became the youngest player in team history to score a rushing touchdown, and the first WR to score one since Robert Meachem did so on a 20-yard end around at Detroit, Dec. 21, 2008. Became the youngest player in NFL history to record both a TD catch and run in the same game...Played on offense and special teams while bringing in five catches for a team-leading 90 yards and a touchdown vs. San Francisco, Nov. 9.

**COLLEGE** – Started 29 of the career 38 games he played in at Oregon State as a two-year starter for the Beavers...Posted 226 receptions for 3,272 yards (14.5 avg.) with 24 touchdowns, also adding 61 carries for 340 yards (5.6 avg.)...Also performed well in the return game, bringing back 12 punts for 72 yards and eight kick-offs for 179 yards for a career total of 3,863 all-purpose yards...As a junior,

captured the Biletnikoff Award and was a consensus first-team All-American and All-Pac 12 choice, when he opened up all 13 games and set school and conference single-season receiving records with 128 receptions for 1,730 yards (13.5 avg.), with a school-record 16 touchdowns, also gaining 217 yards with two TDs on 32 carries (6.8 avg.). Added 72 yards on 12 punt returns, as his 2,019 all-purpose yards ranked second on the school annual record charts. Led nation in receiving yards and finished second in TD catches, leading the conference. Tied school season record with two 200-yard receiving performances and placed second on season chart with eight 100-yard games...As a sophomore, was a Biletnikoff Award semi-finalist and received All-Pac 12 first-team honors from the NFL Draft report and received honorable mention from league coaches. In 13 starts, pulled in 67 passes for 1,151 yards (17.2 avg.) with five touchdowns, carried 19 times for 82 yards (4.3 avg.) to amass 1,233 total yards from scrimmage...Recorded 31 receptions for 391 yards (12.6 avg.) with three touchdowns and added 41 yards on 10 carries as a freshman...Also lettered in track...Majored in human development and family sciences.

**PERSONAL** – Rated as a four-star prospect by Rivals.com coming out of Lincoln (Stockton, Calif.) HS, where he was a two-time Section Offensive Player of the Year, All-Area selection and team Most Valuable Player...As a senior, registered 66 receptions for 1,125 yards and 11 touchdowns, finishing with 1,525 all-purpose yards...As a junior, made 46 catches for 783 yards and 10 TDs...Had 29 receptions for 600 yards and seven TDs as a sophomore...Closed out prep career earning six total letters – three in football, two in track and one in basketball... With an award at the NFL Scouting Combine from Adidas for running the fastest 40-yard dash (4.33), surprised his mother with an automobile as a gift and subsequently purchased her a house following his rookie season...Participated in former teammate Benjamin Watson’s “The Big BENefit” event in 2014, which provided gift cards to 25 families selected by the New Orleans Family Justice center for a shopping spree...Also participated in several community visits throughout the 2015 season, including his visit with patients at The Gayle and Tom Benson Cancer Center on Sept. 29, 2015...Born September 25, 1993 in Stockton, Calif.

## BRANDIN COOKS

Year	Team	RECEIVING							RUSHING				
		GP	GS	No	Yds	Avg	Lg	TD	Att	Yds	Avg	Lg	TD
2014	New Orleans	10	6	53	550	10.4	50t	3	7	73	10.4	28	1
2015	New Orleans	16	12	84	1,138	13.5	71t	9	8	18	2.3	11	0
<b>NFL Totals</b>		<b>26</b>	<b>18</b>	<b>137</b>	<b>1,688</b>	<b>12.3</b>	<b>71t</b>	<b>12</b>	<b>15</b>	<b>91</b>	<b>6.1</b>	<b>28</b>	<b>1</b>

Year	Team	KICKOFF RETURNS					PUNT RETURNS					
		No	Yds	Avg	Lg	TD	No	FC	Yds	Avg	Lg	TD
2014	New Orleans	1	12	12.0	12	0	10	15	35	3.5	15	0
2015	New Orleans	0	0	0.0	0	0	2	0	12	6.0	6	0
<b>NFL Totals</b>		<b>1</b>	<b>12</b>	<b>12.0</b>	<b>12</b>	<b>0</b>	<b>12</b>	<b>15</b>	<b>47</b>	<b>3.9</b>	<b>15</b>	<b>0</b>

**CAREER HIGHS:** **Receptions** — 10, vs. Detroit (12/21/15); **Receiving Yards** — 124, vs. Detroit (12/21/15); **Long Reception** — 71t, vs. Jacksonville (12/27/15); **Receiving TDs** — 2 (2x), last at Washington (11/15/15); **Rushes** — 4, vs. Jacksonville (12/27/15); **Rushing Yards** — 31, at Cleveland (9/14/14); **Long Rush** — 28, at Cleveland (9/14/14); **Rushing TDs** — 1, vs. Green Bay (10/26/14); **Kickoff Returns** — 1, vs. Tampa Bay (10/5/14); **Kickoff Return Yards** — 12, vs. Tampa Bay (10/5/14); **Long Kickoff Return** — 12, vs. Tampa Bay (10/5/14); **Kickoff Returned for TD** — 0; **Punt Returns** — 2 (3x), last vs. Detroit (12/21/15); **Punt Return Yards** — 15 (2x), last at Detroit (10/19/14); **Long Punt Return** — 15, at Detroit (10/19/14); **Punt Returned for TD** — 0.





# TYELER DAVISON

## 95 DT



HEIGHT: 6-2    WEIGHT: 309  
 COLLEGE: FRESNO STATE  
 JOINED SAINTS: D5B-15  
 NFL EXPERIENCE: 2  
 BORN: 9/23/92

**NFL CAREER** – After being selected in the fifth round (154th overall) of the 2015 NFL Draft, Davison quickly impressed in the preseason, earning a spot on the 53-man roster. Appearing in all 16 games with five starts, he posted 26 tackles (15 solo) and 1.5 sacks for a total loss of eight yards. Playing on a youthful defensive line, Davison looks to continue to improve on his rookie season and compete for playing time on the interior.

**CAREER TRANSACTIONS** – Signed to a four-year contract, 5/11/15; Selected by the Saints in the fifth round (154th overall) of the 2015 NFL Draft.

**2015** – Appeared in all 16 games with five starts and posted 26 tackles (15 solo) and 1.5 sacks for a total loss of eight yards... Played in first career game at Arizona, Sept. 13, seeing time on defense and special teams and returning a kickoff 10 yards... Made first career start at defensive tackle at Carolina, Sept. 27... Saw extensive action on defense vs. Dallas, Oct. 4 and recorded four tackles (three solo) with his first career sack... Made the start at defensive tackle at Indianapolis, Oct. 25... Notched a career-high-tying four tackles (two solo) at Houston, Nov. 29... Made the start against Carolina, Dec. 6, finishing with three tackles, including two solo tackles... Made the final of his five starts on the season against Detroit, Dec. 21, recording one solo tackle.

**COLLEGE** – Played in 53 games along the defensive line at Fresno State, producing 161 tackles, 28.5 tackles for loss and 14.5 sacks during career. First-team All-Mountain West as senior after racking up single-season career-highs in tackles (61), tackles for loss (13.0), sacks (8.5) and forced fumbles (two). Tied for fourth in conference in sacks and seventh in tackles for loss... As a junior, was second-team All-Mountain West, starting all 13 games at nose guard for second consecutive season. Registered 41 tackles, 7.5 tackles for a loss, two sacks, two passes defended and a blocked PAT... As a sophomore, was first-team All-Mountain West, starting all 13 games at nose guard. Posted 43 tackles, the most among Bulldog linemen, and added seven tackles for loss, three sacks and three fumble recoveries, tied for second-most in the conference, one for a touchdown... As a freshman, was Academic All-WAC, playing in all 13 games and finishing with 16 stops, the most by a front four non-starter... Majored in criminology-law enforcement.

**PERSONAL** – Team captain at Desert Mountain (Scottsdale, Ariz.) HS and was named first-team All-Region as both an offensive and defensive lineman, posting 109 tackles and 13 sacks... Senior year recorded 10 sacks and three forced

## VETERANS

fumbles...As a junior, was an All-City tackle...As a junior wrestler, went 15-4 and won two tournaments competing in heavyweight division and was Arizona state championship as senior...Hobbies include football, working out, fishing and spending time with friends and family...Born Sept. 23, 1992 in Phoenix, Ariz.

### TYLER DAVISON

Year	Team	GP	GS	Tot	TACKLES			Yds	INTERCEPTIONS					FUMBLES				
					Solo	Asst	Sk		No	Yds	Lg	TD	PD	FF	FR	Yds		
2015	New Orleans	16	5	26	15	11	1.5	8.0	0	0	0	0	0	0	0	0	0	0
<b>NFL totals</b>		<b>16</b>	<b>5</b>	<b>26</b>	<b>15</b>	<b>11</b>	<b>1.5</b>	<b>8.0</b>	<b>0</b>	<b>0</b>	<b>0</b>	<b>0</b>	<b>0</b>	<b>0</b>	<b>0</b>	<b>0</b>	<b>0</b>	<b>0</b>

**ADDITIONAL STATISTICS: Kickoff Returns** — (2014, 1 ret., 10 yards, 10 long) **Total: 1 ret., 10 yards, 10 long.**

**CAREER HIGHS: Tackles** — 4 (2x), last at Houston (11/29/15); **Solo Tackles** — 3, vs. Dallas (10/4/15); **Sacks** — 1, vs. Dallas (10/4/15); **Passes Defensed** — 0; **Forced Fumbles** — 0; **Fumble Recoveries** — 0.



## BRANDON DIXON

### 37 CB

**HEIGHT: 5-11**    **WEIGHT: 203**  
**COLLEGE: NORTHWEST MISSOURI STATE**  
**JOINED SAINTS: FA-15**  
**NFL EXPERIENCE: 2**  
**BORN: 4/26/90**



**NFL CAREER** – Originally a sixth round draft pick of the New York Jets in 2014, Dixon spent his rookie season on the Tampa Bay Buccaneers active roster, where he played in 14 games and in 2015 had stints on the Saints, Patriots, Colts and Seahawks practice squads. The twin brother of Saints cornerback Brian Dixon, Brandon will compete for a roster spot in training camp.

**CAREER TRANSACTIONS** – Signed by the Saints to reserve/future contract, 1/5/16; Signed to New Orleans Saints practice squad, 11/4/15; Released from New England practice squad, 10/28/15; Signed to New England Patriots practice squad, 10/1/15; Released from Indianapolis practice squad, 9/22/15; Signed to Indianapolis Colts practice squad, 9/18/15; Released from Seattle practice squad, 9/12/15; Signed to Seattle Seahawks practice squad, 9/9/15; Waived by Tampa Bay, 9/4/15; Claimed off waivers by Tampa Bay Buccaneers from New York Jets, 9/1/14; Waived by Jets, 8/30/14; Signed by Jets to four-year contract, 5/28/14; Originally selected by New York Jets in the sixth round (195th overall) of the 2014 NFL Draft.

**2015** – After getting waived by Tampa Bay in preseason, had stints on the Seahawks, Colts, Patriots and Saints practice squads. **2014** – Emerged for Tampa Bay as a regular contributor on defense in second half of season...Played in 14 games and totaled nine tackles, one interception and two passes defensed...Made NFL debut against Carolina, Sept. 7, seeing time on special teams and then played in a reserve role in Weeks 2-5 before playing 35 defensive snaps and registering a





## VETERANS

pass defended vs. Baltimore, Oct. 12...After being inactive for two contests, posted one tackle vs. Atlanta, Nov. 9...Recorded first career interception vs. Cincinnati, Nov. 30, when he picked off Andy Dalton in the end zone...Posted a tackle at Detroit, Dec. 7...Registered one tackle at Carolina, Dec. 14...Tallied two tackles vs. New Orleans, Dec. 28.

**COLLEGE** – Played at Northwest Missouri State from 2012-13 and at Joliet Junior College in 2011 with twin brother, Brian...Garnered first-team All-MIAA honors and started in all 14 games of senior season, recording 36 tackles (25 solo), one interception for 22 yards, 11 passes defended and one fumble recovery for a 70-yard touchdown...Helped Northwest Missouri State capture 2013 NCAA Division II championship...In junior season, started in 13 games, collecting 38 tackles (31 solo), five interceptions for 90 yards and five passes defended.

**PERSONAL** – Twin brother, Brian, is a cornerback for the Saints, and they played together in college, junior college and at Coconut Creek (Fla.) HS...Born Brandon Dixon on April 26, 1990 in Fort Lauderdale, Florida.

### BRANDON DIXON

Year	Team	GP	GS	Tot	TACKLES			Yds	INTERCEPTIONS				FUMBLES		
					Solo	Asst	Sk		No	Yds	Lg	TD	PD	FF	FR
2014	Tampa Bay	14	0	9	8	1	0.0	0.0	1	0	0	2	0	0	0
<b>NFL totals</b>		<b>14</b>	<b>0</b>	<b>9</b>	<b>8</b>	<b>1</b>	<b>0.0</b>	<b>0.0</b>	<b>1</b>	<b>0</b>	<b>0</b>	<b>2</b>	<b>0</b>	<b>0</b>	<b>0</b>

**CAREER HIGHS:** Tackles — 3, at Washington (11/16/14); Sacks — 0; Interceptions — 1, vs. Cincinnati (11/30/14); Long Interception Return — 0, vs. Cincinnati (11/30/14); Int. Ret. for TD — 0; Passes Defended — 1 (2x), last vs. Cincinnati (11/30/14); Forced Fumbles — 0; Fumble Recoveries — 0; Special Teams Tackles — 0.



## BRIAN DIXON

### 20 CB

HEIGHT: 6-0      WEIGHT: 195  
 COLLEGE: NORTHWEST MISSOURI STATE  
 JOINED SAINTS: FA-14  
 NFL EXPERIENCE: 3  
 BORN: 4/26/90



**NFL CAREER** – Third-year cornerback will be a key contributor on special teams and is also expected to compete for more extensive playing time in the secondary. Signed as an undrafted free agent in 2014 out of Northwest Missouri State, Dixon has played in all 32 games for the Saints since, totaling 18 tackles (17 solo), one pass defended, two forced fumbles and 21 special teams stops. In 2015, he was tied for second on the team in special teams stops with nine, while adding 10 defensive tackles (nine solo) and one forced fumble.

**CAREER TRANSACTIONS** – Agreed to terms with New Orleans Saints as an undrafted free agent, 5/12/14.



**2015** – Played in all 16 games, finishing with 10 tackles (nine solo), a forced fumble and nine special teams stops...Played on defense and special teams in team’s opener at Arizona, Sept. 13...Played on defense and special teams, recording two solo tackles and one special teams stop at Indianapolis, Oct. 25...Played on defense and special teams at Washington, Nov. 15, registering two coverage stops to tie career-high...Played on defense and on special teams and made two tackles (one solo) and one forced fumble vs. Carolina, Dec. 6...Saw time on defense and on special teams, recording a career-high four solo tackles in the team’s finale at Atlanta, 1/3/16. **2014** – Played in all 16 games. Totaled eight solo tackles, one pass defended, one forced fumble and tied for third on the team with 12 special teams stops...Made NFL debut at Atlanta, Sept. 7 and played primarily on special teams...Saw his most significant action on defense to date vs. Minnesota, Sept. 21 and posted two special teams stops...Forced a fumble and added a solo tackle vs. Tampa Bay, Oct. 5...Posted one pass defended and two special teams tackles, tying his career-high, vs. San Francisco, Nov. 9...Made one coverage tackle vs. Baltimore, Nov. 24...Made a special teams stop at Pittsburgh, Nov. 30...Posted two solo tackles and one special teams stop vs. Carolina, Dec. 7...Contributed one stop on coverage units at Chicago, Dec. 15...Tallied a career-high three solo stops on defense and added a special teams tackle vs. Atlanta, Dec. 21.

**COLLEGE** – Transferred to Northwest Missouri State from Joliet (Ill.) Junior College in 2012 and as senior, helped the Bearcats win the 2013 NCAA Division II Football Championship. During his two seasons with the Bearcats, recorded 51 tackles, six interceptions and a recovered block punt returned for a touchdown over the course of 25 games with 22 starts...As a senior, recorded 21 tackles, one interception, six passes defended, two forced fumbles and one fumble recovery, starting 12 games...As a junior in 2012, recorded 30 tackles and five interceptions for the Bearcats...A first-team All-Conference defensive back with his twin brother, Brandon, at Joliet...Majored in corporate recreation.

**PERSONAL** – Prepped at Coconut Creek (Fla.) HS...Twin brother Brandon, also a cornerback, was a sixth round draft pick of the New York Jets in 2014, played for Tampa Bay that season, and is currently on the Saints roster after spending much of the 2015 campaign on the team’s practice squad...2014 was the first season the two brothers were on different teams dating back to youth football...Brian Samuel Dixon was born on April 26, 1990 in Fort Lauderdale, Fla.

## BRIAN DIXON

Year	Team	GP	GS	TACKLES				Yds	INTERCEPTIONS					FUMBLES		
				Tot	Solo	Asst	Sk		No	Yds	Lg	TD	PD	FF	FR	Yds
2014	New Orleans	16	0	8	8	0	0.0	0.0	0	0	0	0	1	1	0	0
2015	New Orleans	16	0	10	9	1	0.0	0.0	0	0	0	0	0	1	0	0
<b>NFL totals</b>		<b>32</b>	<b>0</b>	<b>18</b>	<b>17</b>	<b>1</b>	<b>0.0</b>	<b>0.0</b>	<b>0</b>	<b>0</b>	<b>0</b>	<b>0</b>	<b>1</b>	<b>2</b>	<b>0</b>	<b>0</b>

**ADDITIONAL STATISTICS:** Special Teams Tackles — (2014, 12); (2015, 9) **Total: 21.**

**CAREER HIGHS:** Tackles — 4, at Atlanta (1/3/16); Solo Tackles — 4, at Atlanta (1/31/16); Interceptions — 0; Long Interception Return — 0; Int. Ret. for TD — 0; Passes Defended — 1, vs. San Francisco (11/9/14); Forced Fumbles — 1 (2x), last vs. Carolina (12/6/15); Fumble Recoveries — 0; Special Teams Tackles — 2 (3x), last at Washington (11/15/15).





# JUSTIN DRESCHER

## 47 LS



HEIGHT: 6-1      WEIGHT: 235  
 COLLEGE: COLORADO  
 JOINED SAINTS: FA-10  
 NFL EXPERIENCE: 7  
 BORN: 1/1/88

**NFL CAREER** – Drescher was signed as a free agent by the Saints during the 2010 season and has handled snapping duties in 86 regular season games and four postseason contests.

**CAREER TRANSACTIONS** – Agreed to terms on a four-year contract, 3/13/13; Agreed to terms on a one-year contract (ERFA), 2/29/12; Signed by New Orleans, 11/23/10; Waived by Atlanta Falcons, 6/15/10; Signed by Atlanta as an undrafted free agent, 4/26/10.

**2015** – Played in all 16 games handling long snapper duties. Recorded a career-high two special teams tackles. **2014** – Played in all 16 games handling long snapper duties...Recorded one special teams tackle vs. Cincinnati, Nov. 16... Helped kicker Shayne Graham convert 19-of-22 field goal attempts. **2013** – Handled all snaps in all 16 regular season games, as well as both postseason contests. **2012** – Played in all 16 games, handling snapping duties...Helped kicker Garrett Hartley convert 18-of-22 field goal attempts. **2011** – Played in all 16 regular season games handling snapping duties on extra points, field goals and punts, as well as both postseason contests...Helped kicker John Kasay convert 28-of-34 field goal attempts. **2010** – After spending part of the offseason with Atlanta, he was signed by New Orleans on Nov. 23 and handled snapping duties for the final six regular season games and one playoff contest...Recorded one special teams tackle at Cincinnati, Dec. 5...Helped Hartley convert all ten of his field goal attempts.

**COLLEGE** – Long snapper for the Buffaloes for all four of his collegiate seasons in Boulder, appearing in 49 games, making five tackles and recovering a fumble on special teams while handling the snap on every kick...Graduated with a bachelor’s degree in finance.

**PERSONAL** – Second-team All-District selection as a senior, playing G and LS for Carroll (Southlake, Texas) HS...A part of two state championship teams, winning 32 consecutive games in his two seasons...Also lettered in baseball... Participated in a sporting clays competition with Saints alumni to benefit the Green Beret and Navy Seal Foundations in 2013...One of the club’s most active players in the community, Drescher also has participated in the NFL-United Way Hometown Huddle events, Playworks School visits, Rotolo’s Literacy Program visits, supported Winn-Dixie/Second Harvest Food Bank Thanksgiving food drives, visited patients at Ochsner Medical Center as well as participating in the “Baskets of Hope” program at the hospital and participated in Verizon-sponsored fan engagement events...Born Jan. 1, 1988 in Colorado Springs, Colo.

## JUSTIN DRESCHER

**Games Played/Started: New Orleans** — (2010, 6/0); (2011, 16/0); (2012, 16/0); (2013, 16/0); (2014, 16/0); (2015, 16/0)  
**Totals: 86/0**

**ADDITIONAL STATISTICS: Special Teams Tackles** — (2010, 1); (2014, 1); (2015, 2) **Total: 4.**

**CAREER HIGHS: Special Teams Tackles** — 1 (4x), last at Indianapolis (10/25/15).

**POSTSEASON**

**Games Played/Started: New Orleans** — (2010, 1/0); (2011, 2/0); (2013, 2/0) **Totals: 5/0**



## KASIM EDEBALI

**91 LB**

**HEIGHT: 6-2      WEIGHT: 253**

**COLLEGE: BOSTON COLLEGE**

**JOINED SAINTS: FA-14**

**NFL EXPERIENCE: 3**

**BORN: 8/17/89**



**NFL CAREER** – A Hamburg, Germany native who started playing football in middle school prior to further developing his skills in prep school in New Hampshire, Edebali was signed following the 2014 NFL Draft out of Boston College and in two seasons has played in all 32 games with one start, posting 36 tackles (25 solo), seven sacks, three passes defended, one forced fumble, one fumble recovery and 18 special teams stops.

**CAREER TRANSACTIONS** – Agreed to terms with New Orleans as an undrafted free agent, 5/12/14.

**2015** – Played in all 16 games with one start, and totaled 18 tackles (14 solo), a career-high five quarterback takedowns for a total loss of 16 yards, three passes defended, one fumble recovery and six special teams stops...Played on defense and special teams in season opener at Arizona, Sept. 13, recording a special teams stop...Played on defense and special teams, registering a solo tackle, a sack, two special teams stops, a batted ball and his first career fumble recovery vs. Tampa Bay, Sept. 20...Played extensively on defense vs. Atlanta, Oct. 15, recording a sack, three tackles (one solo) and a pass defended...Played on defense and saw time on special teams vs. N.Y. Giants, Nov. 1, and recorded three solo defensive tackles to tie career-high, a sack and a special teams stop...Made first career start and saw action on special teams vs. Detroit, Dec. 21, and recorded career-high six tackles (career-high five solo) and two sacks to tie career-high...Played on defense and special teams and recorded a solo stop vs. Jacksonville, Dec. 27...Played on defense and special teams in finale at Atlanta, 1/3/16, posting an assisted tackle.

**2014** – Played in all 16 games and contributed 18 tackles (11 solo), two sacks, one forced fumble and 12 special teams stops...Made his first career defensive



## VETERANS

tackle and one special teams stop at Dallas, Sept. 28...Posted career-highs in both tackles and sacks when he finished with four stops, dropped Aaron Rodgers twice and added one forced fumble vs. Green Bay, Oct. 26...Recorded three special teams tackles at Chicago, Dec. 15, and at Tampa Bay, Dec. 28.

**COLLEGE** – Played in 49 games at Boston College, recording career totals of 166 tackles (88 solo), 11 sacks, 24.5 tackles for a loss, 15 passes defended, four forced fumbles, and three fumble recoveries...As a senior, started all 13 games, recording 67 tackles (36 solo), 9.5 sacks, 15 tackles for a loss, three forced fumbles, two fumble recoveries and five passes defended and was named All-ACC second-team by the league's coaches as well as All-ACC third-team honors from the media...Earned a bachelor's degree in Communications with a concentration in Germanic Studies in 2013.

**PERSONAL** – Played two years at Kimball Union Academy (Meriden, N.H.) as part of the USA Football International Student Program...Gained All-New England honors at TE/DE as a senior...Two-time All-Evergreen League selection...2008 Evergreen League Most Valuable Lineman...Played club football in Hamburg (Hamburg Young Huskies), Germany...Hamburg native is fluent in German...Born August 17, 1989.

### KASIM EDEBALI

Year	Team	GP	GS	Tot	TACKLES			Yds	INTERCEPTIONS					FUMBLES		
					Solo	Asst	Sk		No	Yds	Lg	TD	PD	FF	FR	Yds
2014	New Orleans	16	0	18	11	7	2.0	9.0	0	0	0	0	0	1	0	0
2015	New Orleans	16	1	18	14	4	5.0	16.0	0	0	0	0	3	0	1	0
<b>NFL totals</b>		<b>32</b>	<b>1</b>	<b>36</b>	<b>25</b>	<b>11</b>	<b>7.0</b>	<b>25.0</b>	<b>0</b>	<b>0</b>	<b>0</b>	<b>0</b>	<b>3</b>	<b>1</b>	<b>1</b>	<b>0</b>

**ADDITIONAL STATISTICS: Special Teams Tackles** — (2014, 12); (2015, 6) **Total: 18.**

**CAREER HIGHS: Tackles** — 6, vs. Detroit (12/21/15); **Sacks** — 2 (2x), last vs. Detroit (12/21/15); **Interceptions** — 0; **Long Interception Return** — 0; **Int. Ret. for TD** — 0; **Passes Defended** — 1 (3x), last vs. Atlanta (10/15/15); **Forced Fumbles** — 1, vs. Green Bay (10/26/14); **Fumble Recoveries** — 1, vs. Tampa Bay (9/20/15); **Special Teams Tackles** — 3 (2x), last at Tampa Bay (12/28/14).



## DANNELL ELLERBE

### 59 LB

**HEIGHT: 6-1**      **WEIGHT: 245**  
**COLLEGE: GEORGIA**  
**JOINED SAINTS: TR-15 (MIA)**  
**NFL EXPERIENCE: 8**  
**BORN: 11/29/85**



**NFL CAREER** – At the start of the 2015 league year, the Saints acquired this sideline-to-sideline player to bolster the linebacking corps. In his first season with the Black and Gold, Ellerbe played in six games with four starts while fighting



hip and toe injuries and accumulated 45 tackles (39 solo), one pass defended, his first career forced fumble and one fumble recovery. Originally signed as an undrafted free agent by the Baltimore Ravens out of the University of Georgia in 2008, the versatile linebacker has played in 68 career games with 34 starts and has totaled 338 tackles (249 solo), 6.5 sacks, three interceptions, one forced fumble, four fumble recoveries, 13 passes defended, 18 special teams stops and one coverage forced fumble.

**CAREER TRANSACTIONS** – Acquired by the Saints from Miami with a third round draft pick in exchange for WR Kenny Stills, 3/13/15; Placed by the Dolphins on Injured Reserve (hip), 9/8/14; Signed by the Dolphins (UFA-BAL), 3/12/13; Re-signed by Baltimore to a one-year contract (RFA), 3/13/12; Re-signed by Baltimore to a one-year contract (ERFA), 7/30/11; Re-signed by Baltimore to a one-year contract (ERFA), 5/18/10; Originally signed as an undrafted free agent by Baltimore, 5/8/09.

**2015** – Appeared in six games with four starts, missing 10 games due to hip and toe injuries, but proving to be effective when on the field. In all, posted 45 tackles (39 solo), a pass defended, his first career forced fumble and a fumble recovery... Missed the first three games of the season (toe)...Made his Saints debut vs. Dallas, Oct. 4, recording a solo tackle...Started at WLB at Philadelphia, Oct. 11, tallying 12 tackles (11 solo) and one pass defended...Started vs. Atlanta, Oct. 15, and posted a career-high-tying 14 tackles, including a career-high 12 solo stops. Added his first career caused fumble and a fumble recovery...Started and tied for the team lead with seven tackles (six solo) at Indianapolis, Oct. 25...Inactive for the next five games with a hip injury...Saw action on defense and recorded six solo tackles at Tampa Bay, Dec. 13...Made the start at WLB vs. Detroit, Dec. 21, and tallied five tackles, three of which were solo tackles...Missed the final two games of the season with a hip injury. **2014** – Started and posted two solo tackles in season opener vs. New England, Sept. 7, before being placed on Injured Reserve (hip). **2013** – Started 15 games in first season in Miami. Ranked third on Dolphins with a career-high 101 tackles (70 solo) and added five passes defended, two interceptions, two fumble recoveries and a sack with five games of double-digit stops. Led team in tackles six times and finished second twice...Made Dolphins debut in starting role and tied for team lead with six tackles at Cleveland, Sept. 8...Led team with single-game career-high 14 tackles at Indianapolis, Sept. 15...Tied for team lead with eight tackles and recovered a fumble at New Orleans, Sept. 30...After missing one contest (shoulder), returned to starting role at New England, Oct. 27, and led team with 11 tackles...Had four tackles, four passes defended and one interception of Bengals quarterback Andy Dalton vs. Cincinnati, Oct. 31...Led the team with 11 tackles and a sack of Buccaneers quarterback Mike Glennon at Tampa Bay, Nov. 11...Had an interception off a Geno Smith pass with 32 seconds left in the first half to set up a Caleb Sturgis field goal with nine seconds left in the half at N.Y. Jets, Dec. 1. **2012** – Played in 13 regular season games with seven starts for the Baltimore Ravens and recorded 89 tackles (66 solo), 4.5 sacks for 29.5 yards in losses, two passes defended, three special teams stops and a coverage forced fumble. Started all four playoff games as the Ravens won Super Bowl XLVII and finished tied for second on the team with 32



tackles (25 solo) and also recorded two passes defended and one interception... Registered eight tackles, a career-high 1.5 sacks for 12.5 yards in losses and a special teams stop vs. New England, Sept. 23... Led team with 12 tackles (nine solo) and had a pass defended at Houston, Oct. 21... Tied season-high with 12 tackles at Pittsburgh, Nov. 18... Missed three games (ankle)... Returned to the starting lineup and led team with five solo tackles for a defense that held Giants to 186 total net yards and 20-percent (2-of-10) on third down vs. N.Y. Giants, Dec. 23... Ranked third on team with nine tackles (eight solo) in the AFC Wild Card Playoff Game vs. Indianapolis, 1/6/13... Netted nine solo tackles in 38-35 double overtime victory in the AFC Divisional Playoff Game at Denver, 1/12/13... Produced five tackles, one pass defended and first-career postseason interception in AFC Championship Game at New England, 1/20/13. **2011** – Saw action in nine regular season games with three starts and recorded 17 tackles (13 solo) and one special teams stop. Played in two playoff games with one start and recorded six tackles (three solo)... Started his first game of the season in place of an injured Ray Lewis and had three tackles vs. Cincinnati, Nov. 20... Led team with seven tackles at Cleveland, Dec. 4... Started and posted three tackles in the AFC Championship Game at New England, 1/22/12. **2010** – Played in 11 regular season games with a start and recorded 29 tackles (22 solo), a sack for a loss of 13 yards and a pass defended. Played in two playoff games and recorded seven tackles (five solo) and a forced fumble... Posted six tackles and first career sack vs. New Orleans, Dec. 19, dropping Saints quarterback Drew Brees for a 13-yard loss... Had six tackles and one forced fumble in Divisional Playoff Game at Pittsburgh, 1/15/11. **2009** – Saw action in 13 regular season games with three starts as only undrafted free agent to make the Ravens' opening-day 53-man roster for a squad that finished second in the AFC and third in the NFL in total defense. Recorded 55 tackles (37 solo), four passes defended, a fumble recovery, a 28-yard interception return and also netted eight special teams stops. Started both playoff games and recorded 16 tackles (15 solo)... Made NFL debut at New England, Oct. 4, and posted six tackles on a defense that held the Patriots to 2.8 yards per rush... Registered a fumble recovery and an interception for a 28-yard return at Oakland, 1/3/10... Had six tackles in AFC Wild Card Playoff Game at New England, 1/10/10... Posted 10 tackles in AFC Divisional Playoff Game at Indianapolis, 1/16/10.

**COLLEGE** – A four-year letterman and two-year starter at the University of Georgia from 2005-08. Played in 43 career games. Totaled 148 tackles, 8.5 sacks, three interceptions, two fumbles recovered and one forced fumble... Appeared in 10 games (nine starts) as a senior in 2008. Posted 33 tackles and one interception... Played in 13 games, making 11 starts as a junior in 2007. Earned second team All-SEC honors by the *Associated Press* and the Southeastern Conference coaches. Finished as team's leading tackler with 93 tackles (63 solo) and added 12.5 tackles for loss, two forced fumbles, one fumble recovery and one interception... Appeared in 10 games and recorded seven tackles as a sophomore in 2006... Part of a Southeastern Conference Championship team (10-3) as a red-shirt freshman in 2005. Played in 10 games. Produced 15 tackles (11 solo), two sacks and an interception... Graduated in December, 2008 with a bachelor's degree in housing.



# VETERANS

**PERSONAL** – Attended Richmond County (Rockingham, N.C.) HS...Earned All-State honors by the *Associated Press* and was an All-Mid-Atlantic Team and All-Mid-Southeastern pick by SuperPrep as a senior...Posted 165 tackles and nine sacks...Named the Defensive MVP of the 2003 Shrine Bowl (N.C.-S.C. All-Star Game) in which he had nine tackles, three passes defended and an interception... Also participated in track and field, earning a high jump of 6'6" as a junior... Worked with local schools in Ravens' bowling, laser tag, Dave & Buster's and go-karting events...An avid supporter of Ravens teammates' charitable initiatives, including Jameel McClain's Thanksgiving Distribution, the Ben Grubbs Thanksgiving Distribution at the Park Heights Boys & Girls Club and the Lardarius Webb Charity Bowling Classic...An active participant in Ravens team activities, including the Countdown to Kickoff BBQ, a Purple Evening and the Goodwill Gridiron Halloween Party...Joined Dolphins teammates to distribute packages for the Salvation Army Holiday Gift Distribution in 2013...In 2015, visited Ochsner Medical Center and delivered Christmas gifts to pediatric, cancer and transplant patients...Participated in NFL Finance Camp at the University of Miami (Fla.) School of Business Administration in March, 2015...Born Nov. 29, 1985 in Hamlet, N.C.

## DANNELL ELLERBE

Year	Team	GP	GS	Tot	TACKLES			Yds	INTERCEPTIONS					FUMBLES		
					Solo	Asst	Sk		No	Yds	Lg	TD	PD	FF	FR	Yds
2009	Baltimore	13	3	55	37	18	0.0	0.0	1	28	28	0	4	0	1	0
2010	Baltimore	11	1	29	22	7	1.0	13.0	0	0	0	0	1	0	0	0
2011	Baltimore	9	3	17	13	4	0.0	0.0	0	0	0	0	0	0	0	0
2012	Baltimore	13	7	89	66	23	4.5	29.5	0	0	0	0	2	0	0	0
2013	Miami	15	15	101	70	31	1.0	5.0	2	25	16	0	5	0	2	0
2014	Miami	1	1	2	2	0	0.0	0.0	0	0	0	0	0	0	0	0
2015	New Orleans	6	4	45	39	6	0.0	0.0	0	0	0	0	1	1	1	0
<b>NFL Totals</b>		<b>68</b>	<b>34</b>	<b>338</b>	<b>249</b>	<b>89</b>	<b>6.5</b>	<b>47.5</b>	<b>3</b>	<b>53</b>	<b>28</b>	<b>0</b>	<b>13</b>	<b>1</b>	<b>4</b>	<b>0</b>
<b>Saints Totals</b>		<b>6</b>	<b>4</b>	<b>45</b>	<b>39</b>	<b>6</b>	<b>0.0</b>	<b>0.0</b>	<b>0</b>	<b>0</b>	<b>0</b>	<b>0</b>	<b>1</b>	<b>1</b>	<b>1</b>	<b>0</b>

**ADDITIONAL STATISTICS:** Special Teams Tackles — (2009, 8); (2010, 6); (2011, 1); (2012, 3) **Total: 18**; Special Teams Forced Fumbles — (2012, 1) **Total: 1**.

**CAREER HIGHS:** Tackles — 14 (2x), last vs. Atlanta (10/15/15); Solo Tackles — 12, vs. Atlanta (10/15/15); Sacks — 1.5, vs. New England (9/23/12); Interceptions — 1 (3x), last at New York Jets (12/1/13); Interception Returns for TD — 0; Passes Defended — 4, vs. Cincinnati (10/31/13); Forced Fumbles — 1, vs. Atlanta (10/15/15); Fumble Recoveries — 1 (4x), last vs. Atlanta (10/15/15).

### POSTSEASON

Year	Team	GP	GS	Tot	TACKLES			Yds	INTERCEPTIONS					FUMBLES		
					Solo	Asst	Sk		No	Yds	Lg	TD	PD	FF	FR	Yds
2009	Baltimore	2	2	16	15	1	0.0	0.0	0	0	0	0	0	0	0	0
2010	Baltimore	2	0	7	5	2	0.0	0.0	0	0	0	0	0	1	0	0
2011	Baltimore	2	1	6	3	3	0.0	0.0	0	0	0	0	0	0	0	0
2012	Baltimore	4	4	32	25	7	0.0	0.0	1	2	2	0	2	0	0	0
<b>NFL Totals</b>		<b>10</b>	<b>7</b>	<b>61</b>	<b>48</b>	<b>13</b>	<b>0.0</b>	<b>0.0</b>	<b>1</b>	<b>2</b>	<b>2</b>	<b>0</b>	<b>2</b>	<b>1</b>	<b>0</b>	<b>0</b>

**POSTSEASON CAREER HIGHS:** Tackles — 10, at Indianapolis (1/16/10); Sacks — 0; Interceptions — 1, at New England (1/20/13); Passes Defended — 1 (2x), last at New England (1/20/13); Forced Fumbles — 1, at Pittsburgh (1/15/11); Fumble Recoveries — 0.





# KALEB EULLS

71 G



HEIGHT: 6-4    WEIGHT: 309  
 COLLEGE: MISSISSIPPI STATE  
 JOINED SAINTS: FA-15  
 NFL EXPERIENCE: 2  
 BORN: 6/28/91

**NFL CAREER** – After coming to the Saints as an undrafted free agent in 2015, steadiness in training camp secured the Mississippi native a 53-man roster spot, where he appeared in four games, primarily on special teams. Eulls will now look to take advantage of his NFL experience, work ethic and physical nature as he transitions from defensive tackle to the offensive line.

**CAREER TRANSACTIONS** – Agreed to terms with the Saints as an undrafted free agent on a three-year contract, 5/4/15.

**2015** – Appeared in four games, seeing action primarily on special teams... Made his NFL-debut, seeing time on special teams at Philadelphia, Oct. 11... Played on special teams and saw his first action on defense vs. Atlanta, Oct. 15... Played on defense and on special teams vs. Carolina, Dec. 6...Saw action on defense and on special teams at Tampa Bay, Dec. 13.

**COLLEGE** – Started all 52 games at Mississippi State from 2011-14, recording 118 tackles (34 solo), 8.5 tackles for loss, four sacks, one pass defended and one fumble recovery...Started all 12 games he played in as a senior and recorded 34 tackles (10 solo), three tackles for loss and three sacks and was selected to the Senior Bowl...Started all 13 games as a junior and tallied 26 tackles (nine solo) and 1.5 tackles for a loss...Posted 28 tackles (seven solo), one tackle for a loss, one fumble recovery and one pass defended as a sophomore... Was an SEC All-Freshman selection in 2011, when he made 30 stops and one sack, starting all 14 contests...Earned a bachelor’s degree in interdisciplinary studies

**PERSONAL** – Named the 4A Defensive Player of the Year by the Mississippi Association of Coaches at Yazoo County (Yazoo City, Miss.) HS when he finished with 82 tackles, 16 tackles for loss and seven sacks...Received national praise for disarming a gunman on a school bus full of students when he was 18...Last name is pronounced YULES...Born June 28, 1991.

## KALEB EULLS

Year	Team	GP	GS	Tot	TACKLES			Yds	INTERCEPTIONS					FUMBLES			
					Solo	Asst	Sk		No	Yds	Lg	TD	PD	FF	FR	Yds	
2015	New Orleans	4	0	0	0	0	0.0	0.0	0	0	0	0	0	0	0	0	0
<b>NFL Totals</b>		<b>4</b>	<b>0</b>	<b>0</b>	<b>0</b>	<b>0</b>	<b>0.0</b>	<b>0.0</b>	<b>0</b>	<b>0</b>	<b>0</b>	<b>0</b>	<b>0</b>	<b>0</b>	<b>0</b>	<b>0</b>	<b>0</b>





# NICK FAIRLEY

## 90 DT



HEIGHT: 6-4      WEIGHT: 308  
 COLLEGE: AUBURN  
 JOINED SAINTS: UFA-16 (StL)  
 NFL EXPERIENCE: 6  
 BORN: 1/23/88

**NFL CAREER** – For five NFL seasons, Nick Fairley’s combination of athleticism and power have contributed to the defensive line rotations of the Detroit Lions (2011-14) and St. Louis Rams (2015) where he’s played in 61 games with 30 starts and has recorded 161 tackles (97 solo), 14 sacks, four passes defended, five forced fumbles and four fumble recoveries. Originally a first round draft pick of the Lions in 2011 out of Auburn, Fairley will compete for snaps in New Orleans’ front four in 2016, following a 2015 campaign with the Rams where he set a career-high with 63 tackles.

**CAREER TRANSACTIONS** – Signed a one-year contract with the New Orleans Saints (UFA-StL), 3/25/16; Placed on Injured Reserve by St. Louis, 12/31/15; Signed by Rams, 3/13/15; Placed by Detroit on Injured Reserve, 12/19/12; Signed by Detroit to a four-year contract, 7/29/11; Originally selected by Detroit in the first round (13th overall) of the 2011 NFL Draft.

**2015** – Played in 15 games for Rams and totaled career-high 63 tackles (31 solo), a split sack, two passes defended and a fumble recovery... Split a sack with DT Aaron Donald at Washington, Sept. 30... Had a fumble recovery in the fourth quarter vs. Cleveland, Oct. 25. **2014** – Saw his season cut short due to a knee injury at Atlanta, Oct. 26, but managed to finish with 14 tackles (eight solo), one sack and one forced fumble in his final season in Detroit... Vs. N.Y. Giants, Sept. 8, created pressure multiple times on QB Eli Manning and had one assisted tackle... At Carolina, Sept. 14, collected three total tackles, including one tackle for a loss... Vs. Green Bay, Sept. 21, forced a fumble that was picked up for a TD by S Don Carey and had two solo tackles... At N.Y. Jets, Sept. 28, generated three tackles, including his first sack of the season... At Minnesota, Oct. 12, collected one tackle for a loss... Vs. New Orleans, Oct. 19, made two solo tackles and had one quarterback hit... At Atlanta, Oct. 26, helped the Lions’ defensive line apply pressure as they collected two sacks and five quarterback hurries. Left the game early (knee)... Declared inactive for the final seven weeks of the season and the NFC Wild Card Playoff Game at Dallas, 1/4/15. **2013** – Started all 15 games he played and finished the season with 35 tackles (23 solo), six sacks (36.5 yards), one pass defended, two forced fumbles, two fumble recoveries, including one returned for a touchdown and one safety... Vs. Minnesota, Sept. 8, tied for second on team with five tackles (two solo), including a stop for loss, recorded two quarterback hits and led team in sacks with 1.5 (9.5 yards) and had a fumble recovery... Vs. Chicago, Sept. 29, recorded two quarterback hits and his first-career

scoop-and-score touchdown on a recovery from a fumble forced by DT Ndamukong Suh...At Chicago, Nov. 10, Sacked QB Josh McCown for a loss of three yards late in fourth quarter and then effectively sealed win by tackling RB Matt Forte for a loss on Chicago's game-tying two-point conversion attempt. Also had four quarterback hits...At Pittsburgh, Nov. 17, sacked Steelers QB Ben Roethlisberger for a loss of nine yards. Also had three tackles (two solo), including two tackles for loss and one quarterback hit...At Philadelphia, Dec. 8, had six tackles (five solo), including one tackle for loss...Vs. N.Y. Giants, Dec. 22, registered his first-career safety on a nine-yard sack on Giants QB Eli Manning. Also had three solo tackles, including one tackle for loss, and two quarterback hits...At Minnesota, Dec. 29, registered five tackles (two solo), including one tackle for loss, 1.5 sacks (six yards) and two quarterback hits. **2012** – Breakout season got off to a strong start after recording the first Lions sack on the season in Week One...Stepped in as a starter with DT Corey Williams out due to injury and created a young, stout defensive tackle tandem with Suh...Totaled 5.5 sacks, 34 tackles (26 solo), two forced fumbles and one fumble recovery before a shoulder injury ended his season in Week 14...Vs. St. Louis, Sept. 9, recorded first sack of season for a loss of five yards in the Lions' season home opener. Part of a defensive line effort that tallied four sacks and held RB Steven Jackson to only 53 yards rushing...At Tennessee, Sept. 23, recorded his first career fumble recovery...At Philadelphia, Oct. 14, combined with DE Kyle Vanden Bosch for a half a sack on a pivotal second down play that resulted in a total loss of 14 yards on Eagles' opening drive in overtime. Also had two tackles (one solo) and a pass defense...At Minnesota, Nov. 11, recorded a career-high four tackles and a sack, giving him 2.5 sacks on season...Vs. Green Bay, Nov. 24, recorded seven tackles and two sacks, both of which were career highs, his first-career multi-sack game. Also registered his first-career forced fumble on the Packers' opening drive in the third quarter to halt Green Bay's drive at their own 17-yard line...At Green Bay, Dec. 9, continued his strong play against the Packers with a sack (seven yards), four solo tackles, including two tackles for loss, and two quarterback hits...Placed on injured reserve on Dec. 19. **2011** – Despite battling a foot injury throughout the year, played in 10 games as a rookie and registered 15 tackles (nine solo) and one sack...Suffered a foot injury during training camp that required surgery...Inactive for the team's first three games...Vs. Chicago, Oct. 10, made his NFL debut and helped the defense limit the Bears to three second-half points as the Lions claimed a 24-13 win...Vs. Atlanta, Oct. 23, recorded first career tackle. Stop came against QB Matt Ryan on second-and-11 at the Detroit 47-yard line as he tripped him up on a two-yard gain...At New Orleans, Dec. 4, recorded his first-career sack dropping the Saints for a one-yard loss on second-and-three at the Saints 10-yard line...At Green Bay, 1/1/12, finished the season with four tackles...In NFC Wild Card playoff game at New Orleans, 1/7/12, had two tackles.

**COLLEGE** – Started 16-of-27 games during two-year career at Auburn, recording 88 tackles (50 solo), 13 sacks for a loss of 89 yards, 27.5 stops for losses totaling 126 yards and 32 tackles for loss, posting 28 quarterback pressures...Also forced two fumbles and recovered three others, intercepted a pass and added a blocked kick...In 2010, Fairley had a school-record 11.5 sacks. Recipient of Rotary Lombardi Trophy, awarded annually to the nation's top collegiate lineman,



# VETERANS

and named Defensive Most Valuable Player of the BCS Championship game after registering five solo tackles and one sack (seven yards), three stops for losses of 14 yards and a forced fumble against the Ducks...helped lead Tigers' defense to be the NCAA's ninth-ranked rushing defense in 2010, allowing just 109.07 yards per game...Part of a defense that held Oregon, who averaged 49.33 points per game, to just 19 points in the BCS Championship game...Played and started in all 14 games in 2010, finishing with 60 tackles (36 solo), 11.5 sacks for minus 74 yards, two fumble recoveries, one interception and 21 quarterback pressures. Earned consensus All-American First Team selection (*AP*, Walter Camp and FWAA) and All-SEC First Team choice. Finalist for the Chuck Bednarik Award (Top Defender) and honored as the SEC's Defensive Player of the Year...Led unit that was top in the SEC and ranked ninth in the nation, allowing 109.07 yards per game on the ground...Began collegiate career at Copiah-Lincoln Community College (2007-08) in Wesson, Mississippi...In 2008, earned an All-Region XII selection after collecting 63 tackles with seven sacks and nine stops for loss in seven games.

**PERSONAL** – Attended Lillie B. Williamson (Mobile, Ala.) HS playing football for head coach Bobby Parrish...Was a 5A All-State selection by the ASWA and finalist for the 5A Lineman of the Year Award...Graded out a 97-percent on the offensive line and added five receptions for 150 yards as a tight end in 2007...Participated in the Alabama-Mississippi All-Star Classic as a senior and the AHSAA North/South All-Star game as a junior...Given a three-star rating by Rivals.com, who listed him as the 28th-best offensive guard prospect in the nation and the 15th-best recruit from the state of Alabama...Conducted a youth football camp in his hometown of Mobile in June...Born on January 23, 1988 in Mobile, Alabama.

## NICK FAIRLEY

Year	Team	GP	GS	Tot	TACKLES			Yds	INTERCEPTIONS					FUMBLES			
					Solo	Asst	Sk		No	Yds	Lg	TD	PD	FF	FR	Yds	
2011	Detroit	10	0	15	9	6	1.0	1.0	0	0	0	0	0	0	0	0	0
2012	Detroit	13	7	34	26	8	5.5	38.0	0	0	0	0	1	2	1	0	0
2013	Detroit	15	15	35	23	12	6.0	36.5	0	0	0	0	1	2	2	4	4
2014	Detroit	8	8	14	8	6	1.0	2.0	0	0	0	0	0	1	0	0	0
2015	St. Louis	15	0	63	31	32	0.5	2.0	0	0	0	0	2	0	1	-5	-5
<b>NFL Totals</b>		<b>61</b>	<b>30</b>	<b>161</b>	<b>97</b>	<b>64</b>	<b>14.0</b>	<b>79.5</b>	<b>0</b>	<b>0</b>	<b>0</b>	<b>0</b>	<b>4</b>	<b>5</b>	<b>4</b>	<b>-1</b>	<b>-1</b>

**ADDITIONAL STATISTICS:** Safeties — (2013, 1) **Total: 1**


**CAREER HIGHS:** Tackles — 9 (2x), last at Baltimore (11/22/15); Solo Tackles — 6, at Baltimore (11/22/15); Sacks — 2.0, vs. Green Bay (11/18/12); Interceptions — 0; Passes Defensed — 1 (4x), vs. last vs. San Francisco (11/1/15); Forced Fumbles — 1 (5x), last vs. Green Bay (9/21/14); Fumble Recoveries — 1 (4x), last vs. Cleveland (10/25/15).

### POSTSEASON

Year	Team	GP	GS	Tot	TACKLES			Yds	INTERCEPTIONS					FUMBLES			
					Solo	Asst	Sk		No	Yds	Lg	TD	PD	FF	FR	Yds	
2011	Detroit	1	0	2	2	0	0.0	0.0	0	0	0	0	0	0	0	0	0
<b>NFL Totals</b>		<b>1</b>	<b>0</b>	<b>2</b>	<b>2</b>	<b>0</b>	<b>0.0</b>	<b>0.0</b>	<b>0</b>	<b>0</b>	<b>0</b>	<b>0</b>	<b>0</b>	<b>0</b>	<b>0</b>	<b>0</b>	<b>0</b>

**POSTSEASON CAREER HIGHS:** Tackles — 2, at New Orleans (1/7/12); Sacks — 0; Interceptions — 0; Passes Defensed — 0; Forced Fumbles — 0; Fumble Recoveries — 0.





# COBY FLEENER

## 82 TE

HEIGHT: 6-6    WEIGHT: 251  
 COLLEGE: STANFORD  
 JOINED SAINTS: UFA-16 (IND)  
 NFL EXPERIENCE: 5  
 BORN: 9/20/88



**NFL CAREER** – A combination of athleticism, strength and speed, Fleener’s sure hands and ability to get open are expected to become an important facet of the Saints offense. Originally a second round draft pick of the Indianapolis Colts in 2012, he comes to New Orleans after being a potent weapon in the Colts passing game for four seasons. In 2015, the Lemont, Ill. native played in all 16 games with 11 starts and recorded a career-high 54 receptions for 491 yards and three touchdowns. He has career totals in 60 games with 45 starts of 183 receptions for 2,154 yards (11.8 avg.) with 17 touchdowns.

**CAREER TRANSACTIONS** – Agreed to terms with Saints to a five-year contract (UFA-IND), 3/9/16; Signed by Indianapolis Colts to a four-year contract, 7/25/12; Selected by Indianapolis in the second round (34th overall) of the 2012 NFL Draft.

**2015** – Participated in 16 games (11 starts) and a posted career-high 54 receptions totaling 491 yards and three touchdowns...Caught one pass for five yards and a two-point conversion in opener at Buffalo, Sept. 13...In Week Three win at Tennessee, Sept. 27, started and caught four passes for 51 yards with a long of 19...Posted career-high nine receptions while leading team with 83 receiving yards and one touchdown in a Week Four win against Jacksonville, Oct. 4. Tied game at 10-10 with his two-yard touchdown catch from Matt Hasselbeck in second quarter. 28-yard catch in overtime helped set up Adam Vinatieri’s 27-yard game-winning field goal...Finished with three catches for 47 yards with a long of 27 vs. New Orleans, Oct. 25...Started at Carolina, Nov. 2. Led team with seven receptions totaling 43 yards and added a touchdown. His eight-yard TD with 2:27 remaining in the fourth quarter cut Carolina’s lead to 23-20 and led to an eventual overtime period...Started and caught three passes for 45 yards with a long reception of 26 yards in a Week 11 win at Atlanta, Nov. 22. Intercepted first career pass on final play of game when the Falcons attempted a Hail Mary pass...In Week 17 win vs. Tennessee, 1/3/16, caught seven passes for 88 yards and a touchdown. Gave Colts a 10-7 lead with his 57-yard TD in first quarter, his longest grab of year. **2014** – Played in all 16 games (12 starts) and totaled 51 receptions for 774 yards (15.2 avg.), eight touchdowns and a long of 73 yards for a score. Started all three playoff games and caught seven passes for 97 yards...Started in Week Three win at Jacksonville, Sept. 21 and caught four passes for 49 yards and a touchdown...Finished with two receptions for 26 yards and a touchdown, starting in Week Four win vs. Tennessee, Sept. 28...Recorded two receptions for 11 yards

and a touchdown in a Week Six win at Houston, Oct. 9. The score came on Andrew Luck's second touchdown pass (four yards) giving the Colts a 24-0 lead. The touchdown was his third in the last four games...Started in a Week Seven win against Cincinnati, Oct. 19 and caught four passes for 64 yards (16.0 avg.) with a long of 26 yards...In a Week Nine victory at the N.Y. Giants, Nov. 3, led the team with 77 receiving yards on four receptions. Logged his fourth touchdown of the season on a 32-yard grab in the second quarter to give the Colts a 10-0 lead. Also added a 21-yard gain on the play prior to his touchdown. With four receptions, reached 100 for his career...Started in a Week 11 loss against New England, Nov. 16 and caught seven passes for a career-high 144 yards with a long reception of 45 yards. It was the second 100-yard performance of his career. The 144 receiving yards tie the third highest total by a tight end in club history and are the most since Dallas Clark registered 183 receiving yards in 2009...In a Week 13 victory against Washington, Nov. 30, caught four passes for 127 yards (31.8 avg.) and two touchdowns. It was Fleener's third career 100-yard contest and second of the season. Also posted his first career multiple touchdown game. On his first reception of the game, caught a 30-yard touchdown to give the Colts a 7-3 lead. Established a new career-long with a 73-yard touchdown in the third quarter. The score gave the Colts a 42-24 lead. Became the first tight end with touchdown catches of 70-plus yards and 30-plus yards in the same game since 1972 (Rich Caster)...Started in a Week 14 win at Cleveland, Dec. 7 and caught five passes for 56 yards. Was on the receiving end of Luck's 1,000th career completion...Started in a Week 17 win at Tennessee, Dec. 28 and caught five passes for 56 yards and two touchdowns. Gave the Colts a 7-0 lead in the first quarter with his seven-yard touchdown reception. Added his second score on an eight-yard catch from Hasselbeck in the fourth quarter to give the Colts a 27-10 lead. With the two touchdowns, finished the regular season with a single-season career-high of eight and tied Dwayne Allen (eight in 2014) and Marcus Pollard (eight in 2001) for the fourth-most receiving touchdowns in a single season by a tight end in Colts history...In the team's AFC Wild Card Playoff victory against Cincinnati, 1/4/15, started and caught one pass for 18 yards...Started in the team's AFC Divisional Playoff win at Denver, 1/11/15 and caught three passes for 49 yards with a long reception of 32 yards...Tallied three receptions for 30 yards, starting in the team's AFC Championship Game loss at New England, 1/18/15. **2013** – Started 12-of-16 games and caught 52 passes for 608 yards and four touchdowns...Started in team's Week Two loss against Miami, Sept. 15 and contributed with four catches for 69 yards (17.3 avg.) and one touchdown...In Week Four win at Jacksonville, Sept. 29, finished with five receptions for 77 yards (15.4 avg.) and one touchdown...Tied for the team lead with five receptions for 38 yards and a touchdown in team's Week Seven victory vs. Denver, Oct. 20. On receiving end of the team's third TD of the first half when Luck ran the two-minute drill and found him for an eight-yard TD and a 26-14 halftime lead...Finished second on team with three catches for 64 yards, starting, in the team's Week Nine victory at Houston, Nov. 3. Logged a then career-long 44-yard reception in the first quarter and added a two-point conversion in the fourth quarter...Led the team in receiving with eight receptions for 107 yards in a Week 11 win at Tennessee, Nov. 14. The last Colts TE to record 100-plus receiving yards in a game prior to Fleener was Jacob Tamme who finished with 108 yards at Philadelphia on Nov. 7, 2010. Finished the game with



three receptions over 15 yards (39, 17 and 16)... In a Week 12 loss at Arizona, Nov. 24 started and caught four passes for 55 yards and one touchdown on a 17-yard catch... Started in the team's Week 13 victory against Tennessee, Dec. 1. Led the team with 50 receiving yards on three receptions while adding a long gain of 21 yards in the first quarter... Started the team's AFC Wild Card Playoff victory against Kansas City, 1/4/14. Caught five passes for 46 yards and notched his first career postseason touchdown in the third quarter to cut Kansas City's lead to 41-31... In team's AFC Divisional Playoff loss at New England, 1/11/14, started and led the team with six receptions while adding 74 yards. Contributed with a long of 29 yards. **2012** – Played in 12 games (10 starts) in rookie season. Caught 26 passes for 281 yards and two touchdowns... In first career NFL game, started against Chicago, Sept. 9 and ranked second on team in receiving with six receptions for 82 yards (13.7 avg.) and a long of 24 yards... Started and caught four passes for 42 yards against N.Y. Jets, Oct. 14... Returned from a shoulder injury to start at Detroit, Dec. 2. Caught his first career touchdown on a second quarter 26-yard toss from Luck. The catch was also his longest of the season... Caught a one-yard touchdown, against Houston, Dec. 30.

**COLLEGE** – Appeared in 51 games (16 starts) with the Stanford Cardinal, amassing 1,543 yards and 18 touchdowns on 96 receptions. Also contributed with three solo tackles and two blocked kicks... Earned first-team All-America honors from *The Sporting News*, adding second-team accolades from Yahoo! Sports and third-team recognition from The NFL Draft Report following his senior season... A first-team All-Pac-12 Conference selection in 2011 and a second-team All-Pac-10 Conference choice by the league's coaches and media in 2010... Recorded 10 touchdown grabs in 2011 to tie wide receiver Troy Walters (1999) and Ken Margerum (1979) for third on the Cardinal single-season record list... Tied Tony Hill (1973-76) and Vincent White (1979-1982) for fifth on the school career record list with 18 touchdown receptions... Set Stanford record for highest average per reception by a TE (19.6) as a senior, ranking fifth on the school's overall annual record chart... Majored as an undergraduate in science, technology and society and also earned a master's degree in media studies.

**PERSONAL** – Attended Joliet (Ill.) Catholic Academy. Regarded as one of the state's best TEs... Finished senior year with 34 receptions for 706 yards (20.8 avg.) and eight touchdowns. Named All-Conference, All-Area, All-State, Academic All-State and All-East Suburban Catholic Football League. Earned basketball All-Area... Working with Wish For Our Heroes and Colts teammate Pat McAfee, helped renovate an Army veteran's house... Volunteered for Colts Indy-Humane Visit and served as reader for Colts Day in Schools event... Was co-spokesperson for "Find Your Favorite" Campaign encouraging youth to eat fruits and vegetables... Participated in Colts QB Shopping event with Shepherd Community Center as volunteer shopper... Participated in 2012 Colts Rookie Community Blitz at Concord Neighborhood Center, helping local children with reading, crafts and fitness activities... Lemont, Ill. native.



# VETERANS

## COBY FLEENER

Year	Team	GP	GS	RECEIVING				
				No	Yds	Avg	Lg	TD
2012	Indianapolis	12	10	26	281	10.8	26t	2
2013	Indianapolis	16	12	52	608	11.7	44	4
2014	Indianapolis	16	12	51	774	15.2	73t	8
2015	Indianapolis	16	11	54	491	9.1	57t	3
<b>NFL Totals</b>		<b>60</b>	<b>45</b>	<b>183</b>	<b>2,154</b>	<b>11.8</b>	<b>73t</b>	<b>17</b>

**ADDITIONAL STATISTICS: Two-Point Conversions** — (2013, 1), (2015, 1) **Total: 2; Interceptions** — (2015, 1) **Total: 1; Passes Defensed** — (2015, 1) **Total: 1.**

**CAREER HIGHS: Receptions** — 9, vs. Jacksonville (10/4/15); **Receiving Yards** — 144, vs. New England (11/6/14); **Long Reception** — 73t, vs. Washington (11/30/14); **Receiving TDs** — 2 (2x), last at Tennessee (11/30/14); **Two-Point Conversions** — 1 (2x), last at Buffalo (9/13/15).

### POSTSEASON

Year	Team	GP	GS	RECEIVING				
				No	Yds	Avg	Lg	TD
2012	Indianapolis	1	1	3	25	8.3	12	0
2013	Indianapolis	2	2	11	120	10.9	29	1
2014	Indianapolis	3	3	7	97	13.9	32	0
<b>NFL Totals</b>		<b>6</b>	<b>6</b>	<b>21</b>	<b>242</b>	<b>11.5</b>	<b>32</b>	<b>1</b>

**POSTSEASON CAREER HIGHS: Receptions** — 6, at New England (1/11/14); **Receiving Yards** — 74, at New England (1/11/14); **Long Reception** — 32, at Denver (1/11/15); **Receiving TDs** — 1, vs. Kansas City (1/4/14).



## KAI FORBATH

5 K

HEIGHT: 5-11      WEIGHT: 197

COLLEGE: UCLA

JOINED SAINTS: FA-15

NFL EXPERIENCE: 5

BORN: 9/2/87



**NFL CAREER** — The NFL record holder for most consecutive field goals made to start a career (17, since tied), Forbath took over placekicking duties for New Orleans in Week Seven of the 2015 campaign after starting the season with Washington. The former UCLA standout converted nine field goals for the Saints, including two game-winning kicks. Over his four-year NFL career, he's kicked in 51 games and has converted 69-of-82 field goal attempts (84.1 pct.).

**CAREER TRANSACTIONS** — Re-signed by New Orleans, 3/10/16; Signed by the New Orleans Saints, 10/21/15; Waived by the Washington Redskins, 9/14/15; Re-signed with Washington (RFA), 4/16/15; Signed by Washington, 10/9/12; Waived by the Tampa Bay Buccaneers, 8/31/12; Acquired by Tampa Bay on waivers, 4/17/12; Waived by the Dallas Cowboys, 4/16/12; Placed on Reserve/Non-Football injury list by Dallas, 8/30/11; Signed with Dallas as an undrafted free agent, 8/2/11.



**HONORS – 2014:** NFC Special Teams Player of the Week (Week Eight).

**2015** – Kicked in one game for the Redskins vs. Miami, Sept. 13 and drilled one-of-two field goal attempts, only extra point attempt and on three kickoffs had one touchback, leaving Redskins ranked first in career record books in field goal percentage (87.0)...Signed by Saints, Oct. 21...Converted 9-of-13 field goal attempts while with Saints, and made 33-of-34 PAT attempts, leading the team with 60 points...Kicked off 49 times with 21 touchbacks...Played in first career game as a Saint at Indianapolis, Oct. 25, converting on three-of-four PAT attempts. Kicked off five times, putting three in the end zone, with a touchback...Converted on a career-high seven-of-seven PAT attempts and kicked the game-winning 50-yard FG as time expired vs. N.Y. Giants, Nov. 1. Put all eight kickoffs in the end zone with three touchbacks...Booted both field goal attempts at Houston, Nov. 29, including a career-long 57-yard kick, third-longest in team history and the longest on the road in club record books. Kicked off three times, with one sailing into end zone for a touchback...Made 23-yard FG attempt, three-of-three PATs and four-of-five kickoffs sailed into the end zone for touchbacks at Tampa Bay, Dec. 13...Converted both field goal attempts, including the 30-yard game-winning kick as time expired, his sixth career game-winner in the team's season finale at Atlanta, 1/3/16. Also drilled both PAT attempts and had one of his four kickoffs sail into the end zone for a touchback. **2014** – Kicked in all 16 games for first time, making 24-of-27 field goals (88.9 pct.), the third-highest single-season percentage in club history behind Mark Moseley (95.2 pct.-1982) and Forbath's first season in Washington in 2012 (94.4). Scored team-high 103 points. Kicked off 52 times (18 touchbacks). Pushed consecutive field goals streak to 16 vs. Jacksonville, Sept. 14...Converted his first two-of-three field goal attempts at Philadelphia, Sept. 21, to push his career-long consecutive FGs streak to 18...Went two-for-two on PATs vs. N.Y. Giants, Sept. 25...Successful on field goal attempts of 28 and 43 yards at Arizona, Oct. 12...Made career-high four field goals including the game-winning 22-yarder with no time left vs. Tennessee, Oct. 19...Two-for-two on field goal attempts including game-winning 40-yarder in overtime win vs. Dallas, Oct. 27...Made one PAT vs. Tampa Bay, Nov. 16...Made field goals of 25 and 29 yards and went three-of-three on PATs at Indianapolis, Nov. 30...Converted two field goals at N.Y. Giants, Dec. 14...Made third game-winning field goal of season and the fourth of career when he hit a 26-yarder with five seconds remaining vs. Philadelphia, Dec. 20. Finished two-for-two on field goal attempts and three-of-three on PATs...Made 59th career field goal vs. Dallas, Dec. 28. **2013** – Inactive with a groin injury at Green Bay, Sept. 15, vs Detroit, Sept. 22 and at Oakland, Sept. 29...Returned at Dallas, Oct. 13, and matched a career-high with three made field goals (three-for-four). Hit a 39-yard field goal and had a career-high six PATs vs. Chicago, Oct. 20...Hit a 33-yard field goal vs. N.Y. Giants, Dec. 1. Matched what was then a career-long with a 50-yard field goal in icy conditions vs. Kansas City, Dec. 8...Converted field goal opportunities of 33 and 37 yards at Atlanta, Dec. 15...Made three field goals vs. Dallas, Dec. 22...Hit field goals of 31 and 49 yards at N.Y. Giants, Dec. 29. **2012** – Joined Redskins in Week Six and had record-setting first season, hitting 17-of-18 field goals and 33-of-34 PATs in 11 games. Set NFL record for consecutive field goals made to start career (17–since tied)...Made NFL debut vs. Minnesota, Oct. 14 and con-



verted on five-of-five PATs and a 50-yard field goal on first attempt...Went three-of-three on FGs at N.Y. Giants, Oct. 21 (20, 43, 45 yards)...At Pittsburgh, Oct. 28, hit a 48-yarder in third quarter and a 45-yarder in the fourth quarter, but also had a PAT blocked...Two-of-two on field goal attempts vs. Carolina, Nov. 4. Had converted a kick from 45 yards or longer in each of his first four NFL games. Hit 25-yard field goal on only attempt and was four-of-four on PATs in win vs. Philadelphia, Nov. 18...Five-of-five on PATs and hit only field goal attempt, a 48-yarder in final four minutes, in Thanksgiving win at Dallas, Nov. 22...Hit only field goal attempt and two PATs in one-point win vs. N.Y. Giants on Monday Night Football, Dec. 3...Three-of-three on field goals, including 34-yard game-winner in overtime vs. Baltimore, Dec. 9...Five-of-five on PATs in win at Cleveland, Dec. 16, and hit only field goal attempt (a 44-yarder)...Three-of-three on PATs and made his only two field goal attempts in win at Philadelphia, Dec. 23. In the process, set an NFL record for most consecutive field goals made to start a career (17), surpassing Garrett Hartley's (Saints) former record of 16...In division-clinching win vs. Dallas, Dec. 30, had NFL-record streak of 17 made field goals to open his career snapped when a 37-yard field goal attempt bounced off the right upright...Converted two PATs in NFC Wild Card round vs. Seattle, 1/6/13.

**2011** – Spent season on the Reserve/Non-Football injury list and never appeared in a game with Dallas.

**COLLEGE** – Played four years at UCLA. Departed ranked second in school history in scoring, with his 84.2 career field goal percentage second (min. 20 FGs) and tied for first on career list with 85 FGs. Finished second in career scoring... Departed UCLA holding the NCAA record for most career games with at least two or more field goals (31) and tied for the record with most career games with at least three FGs (13)... Won the Lou Groza Award (Top Kicker) in 2009 and was a semifinalist in 2010... In 2009, earned first team All-American honors (AFCA, Walter Camp Football Foundation, *The Sporting News*, Football Writers Association of America, Phil Steele and Rivals.com) and second-team All-Pac 10 (*Associated Press*)... Named by coaches to first-team All-Pac 10 (2009) and second-team All-Pac 10 (2008, 2010)... As sophomore, was named *AP* third-team All-American... Second-team Freshman All-American (*The Sporting News*) and earned honorable mention Pac-10 as a freshman.

**PERSONAL** – Attended Notre Dame (Sherman Oaks, Calif.) H.S., where he helped the team win three CIF championships and post an overall record of 35-1, successfully booting a long field goal of 57 yards... A *USA Today* first-team All-American and rated as number one kicker nationally by ESPN.com... On Dec. 1, 2015, he was part of a group of Saints players that joined Winn-Dixie for their annual Food Drive in support of Second Harvest Food Bank... Born Kai August Forbath on Sept. 2, 1987, in Santa Monica, Calif.

# VETERANS

## KAI FORBATH

### SCORING

Year	Team	GP	FG	FGA	Pct	Lg	Blk	XP	XPA	Pct	Blk	Points
2012	Washington	11	17	18	94.4	50	0	33	34	97.1	1	84
2013	Washington	13	18	22	81.8	50	2	26	26	100.0	0	80
2014	Washington	16	24	27	88.9	49	0	31	31	96.9	0	103
2015	Was./NO	11	10	15	66.7	57	2	34	35	97.1	0	64
<b>NFL Totals</b>		<b>51</b>	<b>69</b>	<b>82</b>	<b>84.1</b>	<b>57</b>	<b>4</b>	<b>124</b>	<b>127</b>	<b>97.6</b>	<b>1</b>	<b>331</b>
<b>SAINTS Totals</b>		<b>10</b>	<b>9</b>	<b>13</b>	<b>69.2</b>	<b>57</b>	<b>2</b>	<b>33</b>	<b>34</b>	<b>97.1</b>	<b>0</b>	<b>60</b>

### FIELD GOALS

Year	Team	1-19	Pct	20-29	Pct	30-39	Pct	40-49	Pct	50+	Pct
2012	Washington	0/0	-	3/3	100.0	2/3	66.7	11/11	100.0	1/1	100.0
2013	Washington	0/0	-	3/4	75.0	10/10	100.0	4/6	66.7	1/2	50.0
2014	Washington	0/0	-	11/11	100.0	6/7	85.7	7/8	87.5	0/1	0.0
2015	Was./NO	0/0	-	2/3	66.7	3/4	75.0	3/5	60.0	2/3	66.7
<b>NFL Totals</b>		<b>0/0</b>	<b>-</b>	<b>19/21</b>	<b>90.5</b>	<b>21/24</b>	<b>87.5</b>	<b>25/30</b>	<b>83.3</b>	<b>4/7</b>	<b>57.1</b>
<b>Saints Totals</b>		<b>0/0</b>	<b>-</b>	<b>2/3</b>	<b>66.7</b>	<b>3/4</b>	<b>75.0</b>	<b>2/3</b>	<b>66.7</b>	<b>2/3</b>	<b>66.7</b>

**ADDITIONAL STATISTICS:** Kickoff Touchbacks — (2012, 15); (2013, 14); (2014, 18); (2015, 22) **Total: 69.**

**CAREER HIGHS:** Field Goals Made — 4, vs. Tennessee (10/19/14); Field Goal Attempts — 4 (2x), last vs. Tennessee (10/19/14); Longest Field Goal — 57, at Houston (11/29/15); PAT Made — 7, vs. N.Y. Giants (11/1/15); PAT Attempted — 7, vs. N.Y. Giants (11/1/15); Points — 13, vs. Tennessee (10/19/14); Consecutive FG Made — 18, (10/27/13-9/21/14); Kickoff Touchbacks — 5, vs. Jacksonville (12/27/15).

### POSTSEASON

#### SCORING


Year	Team	GP	FG	FGA	Pct	Lg	Blk	XP	XPA	Pct	Blk	Points
2012	Washington	1	0	0	-	-	-	2	2	100.0	2	2
<b>NFL Totals</b>		<b>1</b>	<b>0</b>	<b>0</b>	<b>-</b>	<b>-</b>	<b>-</b>	<b>2</b>	<b>2</b>	<b>100.0</b>	<b>2</b>	<b>2</b>

#### FIELD GOALS

Year	Team	1-19	Pct	20-29	Pct	30-39	Pct	40-49	Pct	50+	Pct
2012	Washington	0/0	-	0/0	-	0/0	-	0/0	-	0/0	-
<b>NFL Totals</b>		<b>0/0</b>	<b>-</b>	<b>0/0</b>	<b>-</b>	<b>0/0</b>	<b>-</b>	<b>0/0</b>	<b>-</b>	<b>0/0</b>	<b>-</b>

**ADDITIONAL STATISTICS:** Kickoff Touchbacks — (2012, 1) **Total: 1.**

**POSTSEASON CAREER HIGHS:** Field Goals Made — 0; Field Goal Attempts — 0; PAT Made — 2, vs. Seattle (1/6/13); PAT Attempted — 2, vs. Seattle (1/6/13); Points — 2, vs. Seattle (1/6/13); Kickoff Touchbacks — 1, vs. Seattle (1/6/13).



## GARRETT GRAYSON

### 18 QB

HEIGHT: 6-2      WEIGHT: 220  
 COLLEGE: COLORADO STATE  
 JOINED SAINTS: D3-15  
 NFL EXPERIENCE: 2  
 BORN: 5/29/91



**NFL CAREER** – The former Colorado State standout and 2014 Mountain West Conference Offensive Player of the Year, Grayson looks to continue to learn and



develop under Drew Brees, while competing with Luke McCown. Grayson spent his rookie campaign under their tutelage.


**CAREER TRANSACTIONS** – Agreed to terms on a four-year contract, 5/11/15; Selected by Saints in the third round (75th overall) of the 2015 NFL Draft.

**2015** – The rookie quarterback spent the majority of his rookie campaign as the third quarterback, declared inactive in 12-of-16 games on the season... With Drew Brees out with a shoulder injury, dressed for first time of career at Carolina, Sept. 27, serving as the primary backup to Luke McCown... Dressed, but did not play in three other games on the season (vs. Tennessee, Nov. 8, at Washington, Nov. 15, and vs. Jacksonville, Dec. 27).

**COLLEGE** – Started 35-of-37 games played over his collegiate career, accumulating 9,190 yards through the air with 64 touchdowns and 27 interceptions on 688-of-1113 passing (61.8%)... As a senior, started all 13 contests and completed 270-of-420 passes (64.3%) for 4,006 yards with 32 touchdown passes, leading the Mountain West conference in both passing yards and touchdowns... Named the conference's Offensive Player of the Year and also garnered first-team All-Mountain West... TD pass total was tied for eighth in NCAA FBS and his passer efficiency rating of 166.2 was ranked fifth in NCAA FBS and first among Mountain West Conference quarterbacks... Threw for more than 300 yards in a school-record 11 games... As a junior, started all 14 games for first time, and completed 297-of-478 attempts for 3,696 yards (61.1%) with 23 touchdowns and 11 interceptions... As a sophomore, completed 78-of-138 passes for 946 yards with seven touchdowns and three interceptions over six games with five starts... As a freshman, saw action in four games with three starts, and completed 43-of-77 passes (55.8%) for 542 yards with two touchdowns and six interceptions... Majored in communication studies.

**PERSONAL** – Appeared three times as both the first-team quarterback in conference and the first-team quarterback in his region, at Heritage (Vancouver, Wash.) HS... Broke most of Washington's Class 4A state passing records, and had the nation's highest completion percentage as a senior (73.2%) in 2010... Topped 10,000 yards in total offense during his prep career... Garnered consecutive Greater St. Helens League MVP honors in both 2008 and 2009... Three-year starter and letterwinner, also played free safety, cornerback and wide receiver, and served two seasons as a team captain... Guided the Timberwolves to three consecutive Class 4A playoff berths and the Greater St. Helens League championship in 2008... As the conference Player of the Year in 2009, completed 73.2 percent of his passes (238-for-325), for 2,720 yards, with 18 touchdown passes and only five interceptions... Also as a senior, averaged 8.2 yards on 117 carries (958 yards), with nine TDs... Uncle, Danny Grayson, was an All-American linebacker at Washington State, selected in seventh round of 1990 NFL Draft by the Pittsburgh Steelers... Garrett Bradley Grayson was born May 29, 1991 in Vancouver, Wash.





# OBUM GWACHAM

## 58 DE



HEIGHT: 6-5      WEIGHT: 246  
 COLLEGE: OREGON STATE  
 JOINED SAINTS: WAI-15 (SEA)  
 NFL EXPERIENCE: 2  
 BORN: 3/20/91

**NFL CAREER** – This second-year defender who converted from wide receiver to defensive end at Oregon State and was picked up off of waivers at the conclusion of the 2015 preseason from Seattle appeared in nine games last season and in each of the last eight contests, recording 2.5 sacks, four tackles, one fumble recovery and five special teams tackles.

**CAREER TRANSACTIONS** – Claimed by New Orleans off of waivers from Seattle, 9/6/15; Waived by Seattle, 9/5/15; Signed by Seattle to a four-year contract, 5/8/15; Selected by the Seattle Seahawks in the sixth round (209th overall) of the 2015 NFL Draft, 5/2/15.

**2015** – After playing in just one game over the team’s first eight contests, played in each of the club’s final eight, finishing his rookie campaign with four tackles (three solo), 2.5 sacks, a fumble recovery and five special teams stops in nine games...Made NFL playing debut vs. Tampa Bay, Sept. 20, seeing action primarily on special teams...Inactive for next six contests...Saw action on defense and special teams vs. Tennessee, Nov. 8, posting one fumble recovery and one special teams stop...Saw time on defense and on special teams at Washington, Nov. 15, recording a career-high 1.5 sacks for a total loss of 11 yards...Saw action on defense and special teams at Tampa Bay, Dec. 13, registering a career-high two solo tackles, including one sack for a loss of six yards, while adding one special teams stop...Made one coverage stop while playing on both defense and on special teams vs. Detroit, Dec. 21...Saw time on defense and special teams vs. Jacksonville, Dec. 27, making one coverage stop.

**COLLEGE** – Transitioned from WR to DE ahead of his senior season and registered 27 tackles, four sacks, and one forced fumble in 12 games...Caught 10 passes for 159 yards in his career with one touchdown...Was nominated for the 2014 American Football Coaches Association “Good Works” team... As a junior, made one catch for six yards, playing in all 13 games and seeing time mostly on special teams...As a sophomore, played in 12-of-13 games, making two receptions for 12 yards and one touchdown...As a freshman, appeared in all 12 games, catching eight passes for 147 yards...Majored in marketing with an option in entrepreneurship.

**PERSONAL** – Earned two letters at WR and four in track and field at Ruben S. Ayala (Chino Hills, Calif.) HS...Second-team All-Sierra League honoree in 2008...Chosen as Ayala’s Male Athlete of the Year...Standout in track where he was among California’s best in the high jump, triple jump and long jump...Captain of football and track teams...The club’s spokesman for the American Dia-

# VETERANS

betes Association... Born on March 20, 1991 in Onitsha, Nigeria... His name in Nigerian means "Son of God".

## OBUM GWACHAM

Year	Team	GP	GS	Tot	TACKLES			Yds	INTERCEPTIONS				FUMBLES			
					Solo	Asst	Sk		No	Yds	Lg	TD	PD	FF	FR	Yds
2015	New Orleans	9	0	4	3	1	2.5	17.0	0	0	0	0	0	0	1	0
<b>NFL Totals</b>		<b>9</b>	<b>0</b>	<b>4</b>	<b>3</b>	<b>1</b>	<b>2.5</b>	<b>17.0</b>	<b>0</b>	<b>0</b>	<b>0</b>	<b>0</b>	<b>0</b>	<b>0</b>	<b>1</b>	<b>0</b>

**ADDITIONAL STATISTICS: Special Teams Tackles** — (2015, 5) **Total: 5.**

**CAREER HIGHS: Tackles** — 2 (2x), last at Tampa Bay (12/13/15); **Solo tackles** — 2, at Tampa Bay (12/13/15); **Sacks** — 1.5, at Washington (11/15/15); **Interceptions** — 0; **Passes Defensed** — 0; **Forced Fumbles** — 0; **Fumble Recoveries** — 1, vs. Tennessee (11/8/15); **Special Teams Tackles** — 1 (5x), last vs. Jacksonville (12/27/15).



## ROMAN HARPER

41 S

HEIGHT: 6-1      WEIGHT: 205

COLLEGE: ALABAMA

JOINED SAINTS: UFA-16 (CAR)

NFL EXPERIENCE: 11

BORN: 12/11/82



**NFL CAREER** – Re-signed this offseason with New Orleans, where he established himself as one of the NFL’s most physical defensive backs, Roman Harper is the only safety in team history to have been selected to two Pro Bowls. Entering 2016, his 18 career sacks rank first among active defensive backs and are tied for ninth all-time (since sacks became an official statistic in 1982). The Prattville, Ala. native’s a veteran of 10 NFL seasons, playing his first eight in New Orleans and his last two with the Carolina Panthers. Since being selected in the second round out of the University of Alabama by New Orleans in the 2006 NFL Draft, Harper has played in 140 career regular season games with 136 starts and has career totals of 873 tackles (625 solo), 18 sacks, 11 interception, 68 passes defensed, 13 forced fumbles, five fumble recoveries and 39 special teams stops. His 18 take-downs since 2006 are the most by an NFL defensive back during this period. He has played in 13 career postseason contests with 12 starts and has recorded 60 tackles (41 solo), 1.5 sacks, six passes defensed, two forced fumbles and two special teams stops. In his second season in Carolina in 2015, Harper started all 16 regular season games at safety for the second straight season and the sixth time in his career and finished with 73 tackles (58 solo), a career-high two fumble recoveries and seven passes defensed. He added 10 stops in three postseason contests started. No current Saint has matched the 743 stops he has posted in a Black and Gold uniform.

**CAREER TRANSACTIONS** – Signed by New Orleans (UFA-CAR), 6/7/16; Signed by Carolina, 3/18/14; Contract terminated by New Orleans, 2/12/14;



## VETERANS

Agreed to terms with New Orleans, 7/29/11; Re-signed by New Orleans to a one-year contract (RFA), 6/15/10; Placed on Injured Reserve by New Orleans, 10/10/06; Agreed to terms with New Orleans on a four-year contract, 7/25/06; Selected by New Orleans in the second round (43rd overall) of the 2006 NFL Draft.

**HONORS** – **2014:** NFC Defensive Player of the Week (Week 17). **2011:** NFC Defensive Player of the Week (Weeks 1 and 10). **2010:** Pro Bowl. **2009:** Pro Bowl. **2007:** Ed Block Courage Award (Saints recipient).

**2015** – Started 16 games at strong safety for a Panthers defense that ranked sixth in the NFL, including fourth in rushing...Opened all 16 games for the second straight campaign and the sixth time in his career...Finished with 73 tackles (58 solo), a career-high two fumble recoveries and seven passes defended...Started all three postseason contests and added 10 stops...Vs. New Orleans, Sept. 27, recovered a fumble by Saints TE Benjamin Watson that helped set up a field goal to put the Panthers up 20-16 in the third quarter. **2014** – Started 16 games at strong safety for a Panthers defense that ranked 10th in the NFL in total defense and led the team with a career-high four interceptions and ranked third with eight passes defended...Finished third on the team with 57 tackles to go along with one sack and one forced fumble...Started both postseason contests and recorded five solo tackles...Intercepted a pass by QB Josh McCown to set up a TD at Tampa Bay, Sept. 7...Equaled his career-high with three passes defended at New Orleans, Dec. 7...At Tampa Bay, Dec. 14, blitzed McCown for a sack, hitting his arm just before he released the ball to cause a fumble. Marked 18th career sack, the most by a defensive back in the NFL since 2006...Earned NFC Defensive Player of the Week honors at Atlanta, Dec. 28, when he returned an interception of a pass by QB Matt Ryan 31 yards for a TD to help the Panthers clinch the NFC South...In NFC Wild Card Playoff game vs. Arizona, 1/3/15, part of defense that set an NFL record for the fewest yards allowed in a postseason game (78). **2013** – Appeared in nine games with five starts and recorded 42 tackles (29 solo), one interception, one pass defense and one fumble recovery. Started both postseason contests and made 14 tackles (six solo) and one pass defense...Started 100th career game in vs. Atlanta, Sept. 8 and posted four tackles, one fumble recovery and a game-saving interception in the end zone late in the fourth quarter to seal the win. It marked the first time a Saint had posted both an interception and a fumble recovery in a game since S Jay Bellamy did so at Washington on October 18, 2002...Missed seven games with a knee injury...In his next start after returning to action the prior week, led team with 14 tackles (eight solo) at Atlanta, Nov. 21...Started and led club with nine tackles (six solo) in regular season finale vs. Tampa Bay, Dec. 29...In NFC Divisional Playoff game at Seattle, 1/11/14, had a postseason career-high 12 tackles (five solo) to tie for the team lead, with one of the tackles stopping QB Russell Wilson two yards short of a first down in the fourth quarter on a third-and-two scramble. **2012** – Voted by teammates as one of six team captains. Started all 16 games at strong safety and posted a career-high 124 tackles (91 solo), ranked second on the team and also added nine passes defended, two interceptions and one forced fumble. Had six or more tackles in nine contests...Recorded 12 tackles (10 solo) and two passes defended vs. Kansas City, Sept. 23...Registered 11 stops (seven solo), two passes defended and one interception returned for 41 yards vs. San Diego, Oct. 7...Totaled a season-high and team-best 13 tackles (nine solo), one pass defended and one interception at Oakland, Nov.



18...Tied a season-high with 13 stops (11 solo) vs. Tampa Bay, Dec. 16... Recorded a team-leading six solo tackles, one pass defense and one forced fumble vs. Carolina, Dec. 30. **2011** – Started all 16 regular season games and both postseason contests at strong safety and registered 116 tackles (77 solo), a career-high 7.5 sacks, nine passes defended, one forced fumble, and one fumble recovery. Had five games of double figure tackles. Takedown total ranked second for a safety in NFL record books since sacks became an official statistic in 1982...At Green Bay, Sept. 8, recorded 10 tackles (seven solo) and split a sack...Registered two sacks, six tackles (four solo), and one pass defended vs. Chicago, Sept. 18. Named NFC Defensive Player of the Week for the first time...Finished with eight tackles (seven solo) and added one pass defended vs. Houston, Sept. 25...Had 10 tackles (six solo), one pass defense, and one sack at Jacksonville, Oct. 2...Made six solo tackles and one sack at St. Louis, Oct. 30...Tied for the team-high with 10 tackles (seven solo), one sack, and one forced fumble vs. Tampa Bay, Nov. 6...Set a career-high with 16 tackles (11 solo) in addition to an eight-yard sack and one pass defended at Atlanta, Nov. 13. Named NFC Defensive Player of the Week for second time...Registered four tackles (three solo) and one fumble recovery vs. N.Y. Giants, Nov. 28...Finished with 10 tackles (two solo) and two passes defended vs. Detroit, Dec. 4...Made five tackles (four solo) and a sack at Minnesota, Dec. 18...Contributed five tackles (four solo) and two passes defended in vs. Carolina, 1/1/12...Registered seven tackles (five solo) and tied postseason career-high with two passes defended in NFC Wild Card Playoff game vs. Detroit, 1/7/12... Recorded two solo tackles, a pass defense, a forced fumble, and 1.5 sacks, the first takedowns of his postseason career, in NFC Divisional Playoff game at San Francisco, 1/14/12. **2010** – Started 15 regular season games and one playoff contest at strong safety. Recorded 100 tackles (82 solo), three sacks, one interception, 10 passes defended, five forced fumbles and one fumble recovery. Set career-highs in passes defended and forced fumbles. Tied for fifth in NFL in forced fumbles, while quarterback takedown total was tied for fourth among safeties... Became first Saints safety selected to two Pro Bowls...Vs. Minnesota, Sept. 9, made six tackles (five solo) with a pass defense and forced a hurried throw by QB Brett Favre that was intercepted by LB Jonathan Vilma...At San Francisco, Sept. 20, finished with six tackles (five solo), an interception and a forced fumble... After missing Oct. 3 contest vs. Carolina with hamstring injury, returned to lineup at Arizona, Oct. 10, and had seven solo tackles, one forced fumble and one pass defended...Recorded seven solo stops and forced a fumble for second straight week at Tampa Bay, Oct. 17...At Carolina, Nov. 7, led team with 10 tackles (nine solo), three passes defended, one sack and three special teams tackles...Third quarter strip and recovery of ball fumbled by RB Marshawn Lynch stopped potential scoring drive vs. Seattle, Nov. 21...Ended Bengals' hopes at Cincinnati, Dec. 5, with a sack of QB Carson Palmer on last play to go along with eight tackles (six solo)...Posted 10 tackles (eight solo), a pass defended, a forced fumble and a sack at St. Louis, Dec. 12. First quarter strip of RB Steven Jackson was recovered by CB Jabari Greer. Third quarter sack of QB Sam Bradford forced St. Louis to punt...In NFC Wild Card Playoff game at Seattle, 1/8/11, made seven tackles (four solo). **2009** – Opened all 16 regular season games at strong safety, and two of three postseason contests. Finished second on team with a career-high 127 tackles (87 solo), 1.5 sacks, seven passes defended, two forced fumbles and five special teams stops...In Super Bowl XLIV vs. Indianapolis, started and had eight





stops and broke up two passes... With the Saints opening with three cornerbacks vs. Minnesota in the NFC Championship, didn't start a game for the first time in his NFL career. Contributed with five tackles and one forced fumble... Led the team with 10 tackles, including one for a loss vs. Detroit, Sept. 13... Had eight stops (six solo), including dropping QB Kevin Kolb for a six-yard loss, at Philadelphia, Sept. 20... Turned in a big performance vs. N.Y. Giants, Oct. 18, with eight tackles, one sack and one forced fumble that set up a TD. Also hit QB Eli Manning, affecting a pass that was intercepted by Greer... At Miami, Oct. 25, forced a fumble that set up a TD, had six tackles and broke up one pass... Led Saints with 11 stops at Atlanta, Nov. 2... Bested a career-high from the week before with 14 stops (11 solo) vs. Carolina, Nov. 8... Deflected two passes and had 12 tackles at St. Louis, Nov. 15, giving him a three-game tackle total of 37... Dec. 19 vs. Dallas, made five tackles – two behind the line of scrimmage – two passes defended and one special teams stop. **2008** – Started all 15 games he appeared in, inactive at Washington, Sept. 14, with an injured hamstring. Finished third on team with a 106 tackles (72 solo) and added nine passes defended and a forced fumble. Also had 12 special teams stops... Led secondary with eight stops vs. Tampa Bay, Sept. 7, and added two special teams stops... Had 10 tackles (seven solo) vs. San Francisco, Sept. 28, the first of four performances with double digit stop totals... Posted 10 solo stops and knocked away a pass at Kansas City, Nov. 16... Had two passes defended and 10 tackles (six solo) vs. Green Bay, Nov. 24... At Tampa Bay, Nov. 30, had career-high four special teams tackles... Deflected one pass, forced one fumble and posted three tackles at Detroit, Dec. 21... Had 10 tackles (eight solo) vs. Carolina, Dec. 28. **2007** – Rebounded from a season-ending knee injury in 2006 and started all 16 games at strong safety, posting 96 tackles (63 solo) to tie for third on team and added four sacks, three interceptions with 58 return yards and a touchdown, seven passes defended, two forced fumbles and 10 special teams stops. Sack total led all NFL defensive backs and ranked second on the team. Harper's interception total was tied for the team-high. Had six or more tackles in 10 contests... At Seattle, Oct. 14, had eight tackles (seven solo), two sacks on blitzes and a pair of passes defended... At Carolina, Nov. 25, posted six solo stops, his first career interception and forced a fumble to set up a TD... At Atlanta, Dec. 10, scored first career TD, returning an interception 31 yards... Tied career-high at Chicago, Dec. 30, with two sacks, adding six stops and a forced fumble. **2006** – Started all five games he appeared in at strong safety, notching 32 tackles, one sack and one forced fumble... Tackle total ranked third on team after five games... Had seven tackles and one sack for an eight-yard loss in NFL debut at Cleveland, Sept. 10... Notched four tackles, one pass defended and one forced fumble vs. Atlanta, Sept. 25... Departed vs. Tampa Bay, Oct. 8, in fourth quarter with a season-ending knee injury that required surgery... Placed on Injured Reserve, Oct. 10.

**COLLEGE** – Four-year letterman at Alabama who became a contributor as a freshman and started his final three seasons for a Crimson Tide defense that was annually ranked among nation's top units... Departed ranked sixth in school history with 302 tackles (189 solo), five interceptions, five forced fumbles, four fumble recoveries and 3.5 sacks... Was a first-team All-Southeastern Conference selection as a senior, when he had 69 tackles, two forced fumbles and one interception... As a junior he moved from strong to free safety and was voted second-



# VETERANS

team All-Conference with 77 tackles (45 solo), three interceptions, a pair of fumble recoveries, one forced fumble and one sack...Started at strong safety in 2003 and recorded a career-high 114 tackles (79 solo), an interception and recovered a fumble in the end zone for a touchdown...As a freshman in 2002, appeared in 12 games with one start...Redshirted in 2001...Graduated in December, 2005 with a bachelor's degree in management.

**PERSONAL** – Attended Prattville (Ala.) HS, where he Played both quarterback and free safety as a senior in 2000...Finished with 58 tackles and four interceptions in limited playing time as a senior because of a broken leg...With the help of the United Way, Phoenix of New Orleans (PNOLA) and St. Bernard Project, Harper has helped spearhead an effort and partnered with teammates to have several homes in New Orleans built for families over the past four years through the “Hope for the Holidays” program...Through his Harper’s Hope 41 Foundation, has hosted an annual event in Prattville, which includes a kids fun day, youth leadership conference and charity golf tournament...Born Dec. 11, 1982 in Prattville, Ala.

## ROMAN HARPER

Year	Team	GP	GS	Tot	TACKLES			Yds	INTERCEPTIONS					FUMBLES		
					Solo	Asst	Sk		No	Yds	Lg	TD	PD	FF	FR	Yds
2006	New Orleans	5	5	32	24	8	1.0	9.0	0	0	0	0	2	1	0	0
2007	New Orleans	16	16	96	63	33	4.0	36.0	3	58	31t	1	6	2	0	0
2008	New Orleans	15	15	106	72	34	0.0	0.0	0	0	0	0	9	1	0	0
2009	New Orleans	16	16	127	87	40	1.5	13.0	0	0	0	0	7	2	0	0
2010	New Orleans	15	15	100	82	18	3.0	33.0	1	6	6	0	10	5	1	0
2011	New Orleans	16	16	116	77	39	7.5	55.0	0	0	0	0	9	1	1	0
2012	New Orleans	16	16	124	91	33	0.0	0.0	2	41	41	0	9	1	0	0
2013	New Orleans	9	5	42	29	13	0.0	0.0	1	0	0	0	1	0	1	19
2014	Carolina	16	16	57	42	15	1.0	0.5	4	43	31t	1	8	0	0	0
2015	Carolina	16	16	73	58	15	0.0	0.0	0	0	0	0	7	0	2	1
<b>NFL Totals</b>		<b>140</b>	<b>136</b>	<b>873</b>	<b>625</b>	<b>248</b>	<b>18.0</b>	<b>146.5</b>	<b>11</b>	<b>148</b>	<b>41</b>	<b>3</b>	<b>68</b>	<b>13</b>	<b>5</b>	<b>20</b>
<b>Saints Totals</b>		<b>108</b>	<b>104</b>	<b>743</b>	<b>525</b>	<b>218</b>	<b>17.0</b>	<b>146.0</b>	<b>7</b>	<b>105</b>	<b>41</b>	<b>1</b>	<b>53</b>	<b>13</b>	<b>3</b>	<b>19</b>

**ADDITIONAL STATISTICS: Special Teams Tackles** — (2007, 10); (2008, 12); (2009, 5); (2010, 9); (2013, 3) **Total: 39.**

**CAREER HIGHS: Tackles** — 16, at Atlanta (11/13/11); **Sacks** — 2 (3x), last vs. Chicago (9/18/11); **Interceptions** — 1 (11x), last at Atlanta (12/28/14); **Int. Ret for TD** — 1 (2x), last at Atlanta (12/28/14); **Passes Defensed** — 3 (2x), last at New Orleans (12/7/14); **Forced Fumbles** — 1 (13x), last vs. Carolina (12/30/12); **Fumble Recoveries** — 1 (5x), last vs. Indianapolis (11/2/15); **Special Teams Tackles** — 4, at Tampa Bay (11/30/08).

### POSTSEASON

Year	Team	GP	GS	Tot	TACKLES			Yds	INTERCEPTIONS					FUMBLES		
					Solo	Asst	Sk		No	Yds	Lg	TD	PD	FF	FR	Yds
2009	New Orleans	3	2	17	12	5	0.0	0.0	0	0	0	0	2	1	0	0
2010	New Orleans	1	1	7	4	3	0.0	0.0	0	0	0	0	0	0	0	0
2011	New Orleans	2	2	9	7	2	1.5	17.5	0	0	0	0	3	1	0	0
2013	New Orleans	2	2	14	6	8	0.0	0.0	0	0	0	0	1	0	0	0
2014	Carolina	2	2	5	5	0	0.0	0.0	0	0	0	0	0	0	0	0
2015	Carolina	3	3	10	8	2	0.0	0.0	0	0	0	0	0	0	0	0
<b>NFL Totals</b>		<b>13</b>	<b>12</b>	<b>62</b>	<b>42</b>	<b>20</b>	<b>1.5</b>	<b>17.5</b>	<b>0</b>	<b>0</b>	<b>0</b>	<b>0</b>	<b>5</b>	<b>2</b>	<b>0</b>	<b>0</b>
<b>Saints Totals</b>		<b>8</b>	<b>7</b>	<b>47</b>	<b>29</b>	<b>18</b>	<b>1.5</b>	<b>17.5</b>	<b>0</b>	<b>0</b>	<b>0</b>	<b>0</b>	<b>5</b>	<b>2</b>	<b>0</b>	<b>0</b>

**ADDITIONAL POSTSEASON STATISTICS: Special Teams Tackles** — (2009, 2) **Total: 2**

**POSTSEASON CAREER HIGHS: Tackles** — 12, at Seattle (1/11/14); **Sacks** — 1.5, at San Francisco (1/14/12); **Interceptions** — 0; **Int. Ret for TD** — 0; **Passes Defensed** — 2 (2x), last vs. Detroit (1/7/12); **Forced Fumbles** — 1 (2x), last at San Francisco (1/14/12); **Fumble Recoveries** — 0; **Special Teams Tackles** — 1 (2x), last vs. Indianapolis (2/7/10).





**TIM HIGHTOWER**  
**34 RB**



HEIGHT: 6-0    WEIGHT: 220  
COLLEGE: RICHMOND  
JOINED SAINTS: FA-15  
NFL EXPERIENCE: 6  
BORN: 5/23/86

**NFL CAREER** – Hightower looks to build on last season’s incredible return to the field after a three-season absence from the game due to knee injuries. The five-year NFL veteran had an impressive training camp with New Orleans and after starting tailback Mark Ingram was sidelined with a season-ending shoulder injury, Hightower became the lead back, posting the third-highest rushing yardage total in the league from his first start at Tampa Bay on Dec. 13 through the end of the season. Over eight games with three starts, he rushed for 375 yards on 96 carries (3.9 avg.), with four touchdowns. He added 129 yards on 12 receptions (10.8 avg.). For his career, he’s totaled 2,429 yards with 28 touchdowns on 619 attempts and 1,008 yards with one touchdown on 140 receptions.

**CAREER TRANSACTIONS** – Re-signed by New Orleans, 4/15/16; Re-signed by New Orleans, 11/4/15; Contract terminated by New Orleans, 9/12/15; Signed by New Orleans to a reserve/future contract, 1/5/15; Released by Washington, 8/31/12; Re-signed by Washington to a one-year contract, 5/12/12; Placed on Injured Reserve (knee) by Washington, 10/25/11; Traded to Washington from Arizona in exchange for DE Vonnie Holliday and a conditional sixth-round pick, 8/1/11; Signed by Arizona, 6/6/08; Originally selected by Arizona in the fifth round (149th overall) of the 2008 NFL Draft.

**HONORS** – **2015:** FedEx Ground Player of the Week (Week 16).

**2015** – After spending all of the offseason and the preseason with the Saints, released prior to Week One...Re-signed, Nov. 4...Saw first game action since Oct. 23, 2011 at Carolina, playing on special teams vs. Tennessee, Nov. 8...Carried 11 times for 46 yards and had an assisted special teams tackle at Washington, Nov. 15...Made first start in nearly four years at Tampa Bay, Dec. 13, carrying a career-high 28 times for a team-high 85 yards with one fourth quarter three-yard touchdown, his first rushing TD in 1,555 days, becoming first running back to go that long between scores since former Saints RB and current Dir. of Player Development Fred McAfee (Sept. 10, 1995 – Dec. 31, 2006). Also added one reception for 10 yards...Started and carried 13 times for 54 yards (4.2 avg.) and made three receptions for 31 yards vs. Detroit, Dec. 21...Served as the club’s lead back and carried 27 times for 122 yards (4.5 avg.) with two touchdowns to tie career-high and made three receptions for 47 yards (15.6 avg.), including a career-long and team-high 27-yard grab and career-best 169 total yards from scrimmage vs. Jacksonville, Dec. 27...Started and carried 16 times for 66 yards with a touchdown and made five receptions for 41 yards at Atlanta, 1/3/16. Posted third-highest



rushing yardage total in the league from his first start of the season at Tampa Bay on Dec. 13 through end of season, while his four rushing touchdowns were the second-most over that period. **2013-14** – Out of football while rehabilitating knee injuries. **2012** – Released by Washington during the preseason. **2011** – Started all five games he appeared in for Washington before suffering a season-ending knee injury. Carried 84 times for 321 yards with a touchdown and added 10 receptions for 78 yards with a touchdown...Started in Week One and ran a career-high 25 times for 72 yards and a touchdown vs. N.Y. Giants, Sept. 11. Also caught three passes for 25 yards (8.3 avg.)...Started vs. Arizona, Sept. 18 and had 20 carries for 96 yards (4.8 avg.) and one 10-yard reception...Started at Dallas, Sept. 26 and had 14 carries for 41 yards and caught five passes for 39 yards (7.8 avg.) with his first career touchdown reception...Started at Carolina, Oct. 23 and ran 17 times for 88 yards (5.2 avg.) before suffering a season-ending knee injury in the third quarter. Rushed for 67 yards in the first quarter, surpassing his previous first quarter career-high of 64, set at St. Louis, Nov. 2, 2009...Placed on Injured Reserve, Oct. 25. **2010** – For the third consecutive season played in all 16 games, starting 13...Led the team in rushing with a career-high 736 yards on 153 carries (4.8 avg.), adding five touchdowns and also added 21 receptions for 136 yards...Recorded 54 yards on 13 carries with one TD and 40 yards on four receptions in opener at St. Louis, Sept. 12...Posted career-long 80-yard touchdown run as part of 115 yards rushing on 11 attempts (10.5 avg.) at Atlanta, Sept. 19, tied for the longest run in the NFL in 2010. Including 2009 postseason it marked his fourth straight game with a touchdown; 10.5 yards per carry ranked as the second highest single game average among Cards RBs with at least 10 carries between 1980-2010...Led team with 81 yards on 15 carries (5.4 avg.) vs. St. Louis, Dec. 5; recorded three of the Cards five longest offensive plays of the game—runs of 32, 23 and 20 yards...Totaled a career-high 148 yards on 18 carries (8.2 avg.) and tied a career-high with two rushing touchdowns vs. Denver, Dec. 12, fourth career 100-yard rushing game; recorded 100 yards and two touchdowns on seven carries in the fourth quarter...Recorded five runs of 20+ yards over the last two games (20, 32, 23, 41 and 35t). **2009** – Started all 16 regular season games and both postseason contests for Cardinals. Carried 143 times for 598 yards (4.2 avg.) with eight touchdowns and added 63 receptions for 428 yards...Led the team with a career-high 12 receptions for 121 yards vs. San Francisco, Sept. 13...Had a rushing touchdown and nine yards on four carries and two receptions for 11 yards at N.Y. Giants, Oct. 25...Recorded a team-high eight receptions for 57 yards while averaging 4.9 yards per carry on eight attempts (39 yards) with one rushing touchdown vs. Carolina, Nov. 1...Set new career-high with 39 receptions in seven games, eclipsing total from rookie season of 2008 (34)...Led team with 77 yards rushing on 15 carries at Chicago, Nov. 8...Recorded career-high 110 yards on 14 carries with a career-long 50-yard run and a 7.9 yards per carry average at St. Louis, Nov. 22...Had a 32-yard rush as part of 50 yards rushing on six carries (8.3 avg.) vs. Minnesota, Dec. 6...Marked first time in career he averaged at least 5.0 yards per carry in three consecutive games...Recorded team-high six receptions for 34 yards while also registering a one-yard rushing touchdown at Detroit, Dec. 20...Totaled seven carries for 19 yards and a touchdown and caught three passes for 21 yards in NFC Wild Card matchup vs. Green Bay, 1/10/10...Totaled 87 yards on six carries (14.5 avg.), including a postseason career-long 70-yard touchdown on the Cardinals' first play from scrimmage in the NFC Divisional matchup



at New Orleans, 1/16/10. **2008** – Started seven of 16 games played during regular season and appeared in all four postseason games including Super Bowl XLIII as a rookie. Carried 143 times for 399 yards with 10 touchdowns and added 34 receptions for 237 yards...Made his NFL debut at San Francisco, Sept. 7 in season opener and scored first career touchdown on two-yard carry on fourth-and-goal... Rushed for 24 yards and a touchdown vs. Miami, Sept. 14 to become the first Cardinals player with rushing touchdowns in each of his first two games...Registered a career-high two rushing touchdowns vs. Buffalo, Oct. 5; converted a fourth-and-one on the Buffalo 10-yard line and then scored from two yards out to make it 41-17 in the fourth quarter...In first career start, registered 109 yards on 22 carries, including a 30-yard touchdown run at St. Louis, Nov. 30. 30-yard touchdown run was longest TD run for the Cardinals since Jake Plummer's 34-yard scoring run at San Francisco on 10/27/02...Registered one touchdown vs. St. Louis, Dec. 7 to give him a career-high TDs on the season and break Ronald Moore's franchise rookie record of nine set in 1993...In first postseason game, recorded a touchdown that capped off a 14-play, 76-yard drive and gave Arizona a 28-17 lead with under three minutes left in the third quarter in NFC Wild Card Playoff vs. Atlanta, 1/3/09. Carried the ball a total of four times for 14 yards on the scoring drive... Recorded game-high 76 yards on 17 carries (4.5 avg.) and hauled in first career touchdown reception in NFC Divisional Playoff at Carolina, 1/10/09...Played a crucial role on the 14-play fourth quarter drive that put the Cardinals up for good by converting two third downs and one fourth down in NFC Championship vs. Philadelphia, 1/18/09.

**COLLEGE** – In four seasons at Richmond, established school career-records for rushing yards (3,617), all-purpose yards (4,448), rushing touchdowns (34) and total touchdowns (39)...Earned first-team All-American and unanimous All-Colonial Athletic Association honors as a senior in 2007 after setting school single-season rushing records for yardage (1,924) and TDs (20)...In 49 career games, recorded 38 starts and rushed 704 times for 3,712 yards and 34 TDs...His 1,824 rushing yards in 2007 rank as the third-highest total in CAA history...Established school season-records with 1,924 rushing yards and 20 TDs as a senior...137.4 rushing yards per game led the conference and ranked sixth in the nation...Established school record by scoring 138 points...Caught 32 passes for 228 yards and three TDs for a total of 2,152 all-purpose yards...As a junior, started all 11 games and ranked sixth in the league with 850 yards and five TDs on the ground on 177 carries...Completed his only collegiate pass for a 24-yard TD vs. William & Mary...Started nine-of-13 games and gained 777 yards and nine TDs on the ground on 142 attempts as a sophomore...Played in all 11 games as a true freshman and started four, rushing 58 times for 161 yards and adding 19 receptions for 158 yards...Graduated in 2008 and was inducted into the school's Athletic Hall of Fame in 2012.

**PERSONAL** – Full name: Timothy Michael Hightower...Lives life by the motto "Purpose Driven," which he wears on a wristband...Attended Episcopal (Alexandria, Va.) HS where he earned All-State honors his junior and senior years...Was team MVP and served as team captain last two years...In addition to earning three letters in football, twice lettered in both basketball and track, was a four-time honor roll student and chairman of the Spectrum Club, a diversity or-



# VETERANS

ganization, during his final two years. Involved in several community visits throughout the 2015 offseason and regular season, including his visit with new moms at the Women's Pavilion at Ochsner Baptist Hospital. In 2011, spoke to students about the importance of good health and led kids in several fitness activities as part of the Redskins' NFL PLAY 60 campaign.

## TIM HIGHTOWER

Year	Team	RUSHING							RECEIVING				
		GP	GS	Att	Yds	Avg	Lg	TD	No	Yds	Avg	Lg	TD
2008	Arizona	16	7	143	399	2.8	30t	10	34	237	7.0	26	0
2009	Arizona	16	16	143	598	4.2	50	8	63	428	6.8	23	0
2010	Arizona	16	13	153	736	4.8	80t	5	21	136	6.5	20	0
2011	Washington	5	5	84	321	3.8	22	1	10	78	7.8	19	1
2012								Did Not Play					
2013								Did Not Play					
2014								Did Not Play					
2015	New Orleans	8	3	96	375	3.9	26	4	12	129	10.8	27	0
<b>NFL Totals</b>		<b>61</b>	<b>44</b>	<b>619</b>	<b>2,429</b>	<b>3.9</b>	<b>80t</b>	<b>28</b>	<b>140</b>	<b>1,008</b>	<b>7.2</b>	<b>27</b>	<b>1</b>
<b>Saints Totals</b>		<b>8</b>	<b>3</b>	<b>96</b>	<b>375</b>	<b>3.9</b>	<b>26</b>	<b>4</b>	<b>12</b>	<b>129</b>	<b>10.8</b>	<b>27</b>	<b>0</b>


**ADDITIONAL STATISTICS: Special Teams Tackles — (2015, 1) Total: 1.**

**CAREER HIGHS: Rushes — 28**, at Tampa Bay (12/13/15); **Rushing Yards — 148**, vs. Denver (12/12/10); **Long Rush — 80t**, at Atlanta (9/19/10); **Rushing TDs — 2 (4x)**, last vs. Jacksonville (12/27/15); **Receptions — 12**, vs. San Francisco (9/13/09); **Receiving Yards — 121**, vs. San Francisco (9/13/09); **Long Reception — 27**, vs. Jacksonville (12/27/15); **Receiving TDs — 1**, at Dallas (9/26/11); **Yards From Scrimmage — 169**, vs. Jacksonville (12/27/15)

### POSTSEASON

Year	Team	RUSHING							RECEIVING				
		GP	GS	Att	Yds	Avg	Lg	TD	No	Yds	Avg	Lg	TD
2008	Arizona	4	0	35	132	3.8	17	1	4	24	6.0	10t	2
2009	Arizona	2	2	13	106	8.2	70t	2	6	48	8.0	13	0
<b>NFL Totals</b>		<b>6</b>	<b>2</b>	<b>48</b>	<b>238</b>	<b>5.0</b>	<b>70t</b>	<b>3</b>	<b>10</b>	<b>72</b>	<b>7.2</b>	<b>13</b>	<b>2</b>

**POSTSEASON CAREER HIGHS: Rushes — 17**, at Carolina (1/10/09); **Rushing Yards — 87**, at New Orleans (1/16/10); **Long Rush — 70t**, at New Orleans (1/16/10); **Rushing TDs — 1 (3x)**, last at New Orleans (1/16/10); **Receptions — 3 (2x)**, last at New Orleans (1/16/10); **Receiving Yards — 27**, at New Orleans (1/16/10); **Long Reception — 13**, at New Orleans (1/16/10); **Receiving TDs — 1 (2x)**, last vs. Philadelphia (1/18/09); **Total Yards From Scrimmage — 114**, at New Orleans (1/16/10).



## JOSH HILL

### 89 TE

**HEIGHT: 6-5**    **WEIGHT: 250**  
**COLLEGE: IDAHO STATE**  
**JOINED SAINTS: FA-13**  
**NFL EXPERIENCE: 4**  
**BORN: 5/21/90**



**NFL CAREER** – Making the club as an undrafted free agent in 2013 out of the preseason, Josh Hill's development on offense has been an asset to the position group. He's also developed into one of the club's top special teams players, with



24 career stops. In 2015, Hill appeared in all 16 games with seven starts, setting a new career-high in receptions with 16 for 120 yards, two touchdowns and six special teams tackles.

**CAREER TRANSACTIONS** – Saints matched restricted free agent offer from Chicago, 4/25/16; Signed offer sheet with the Bears, 3/22/16; Agreed to terms with the Saints as an undrafted free agent, 4/28/13.

**2015** – Played in all 16 games with seven starts and finished with 120 yards with two touchdowns on a career-high 16 receptions and six special teams tackles...Started as the second tight end, catching one pass for two yards vs. Tampa Bay, Sept. 20...Started vs. Dallas, Oct. 4 and made two receptions for 11 yards, with one touchdown...Started and caught a career-high-tying three passes for 38 yards vs. Atlanta, Oct. 15. Added a special teams tackle...Started in three-tight end set and also saw action on special teams and made a five-yard catch vs. N.Y. Giants, Nov. 1...Made two receptions for 21 yards, with a touchdown and a special teams tackle vs. Tennessee, Nov. 8...Saw action on both offense and on special teams and recorded two receptions for 11 yards vs. Carolina, Dec. 6...Started at Tampa Bay, Dec. 13, and had a six-yard reception and returned a kickoff for zero yards...Played on both offense and special teams and recorded a career-high-tying two special teams tackles vs. Detroit, Dec. 21...Started as the second tight end and also saw action on special teams vs. Jacksonville, Dec. 27 and caught two passes for 12 yards...Saw action on offense and on special teams and had a four-yard reception in finale at Atlanta, 1/3/16. **2014** – Played in all 16 games with three starts and posted 14 receptions for 176 yards (12.6 avg.) with five touchdowns and a team-best 15 special teams stops...Totaled two catches for 48 yards, including a 34-yard touchdown and chipped in on two special teams tackles, vs. Minnesota, Sept. 21... Caught a throw for a 12-yard touchdown, marking his second consecutive contest with one score at Dallas, Sept. 28...Tallied career-highs in reception, yardage and long with three grabs for 53 yards, including a career-long 37-yard catch vs. Tampa Bay, Oct. 5...Caught a two-yard touchdown vs. Green Bay, Oct. 26...Hauled in a 17-yard reception and made two special teams stops at Pittsburgh, Nov. 30...Recorded seven- and eight yard touchdown receptions, marking his first career multiple-TD game at Chicago, Dec. 15, and chipped in with career-high two special teams tackles. **2013** – Played in 14 regular season games with three starts and recorded six receptions for 44 yards with a touchdown. Also had a rush for -8 yards and three special teams stops...Made first career catch and finished with two receptions for 17 yards vs. Buffalo, Oct. 27... Started in a two-tight end set and posted first career touchdown grab vs. San Francisco, Nov. 17...Posted two receptions for 16 yards at Atlanta, Nov. 21...Inactive for games 14 and 15 (hamstring)...In Wild Card Playoff win at Philadelphia, 1/4/14, made postseason debut and had a nine-yard reception...Recorded a 23-yard reception in NFC Divisional Playoff at Seattle, 1/11/14.

**COLLEGE** – Hill finished his college career with 152 receptions for 1,338 yards with nine touchdown grabs at Idaho State after transferring from Boise State, where he redshirted in 2008...Earned third-team AP All-American and second team All-Big Sky as a senior as he caught 70 passes for 630 yards and five touchdowns...As a junior, played in 11 games with 10 starts and finished



## VETERANS

second on team in receiving, collecting 48 passes for 407 yards and earned All-Big Sky honorable mention...Played in all 11 games as a sophomore and totaled 25 grabs for 233 yards with three touchdowns...Graduated with a bachelor's degree in sports management.

**PERSONAL** – Prepped at Blackfoot (Idaho) HS, where he was named first-team All-State and All-Conference...Also earned first-team All-High Country Conference in both baseball and basketball...Spoke to students at Ethel Schoeffner Elementary in Destrehan in the 2015 offseason as part of a Junior Training Camp...Served as guest speaker at Trinity Episcopal School's 2014-15 year-end athletic banquet...Born Joshua James Hill, on May 21, 1990 in Blackfoot, Idaho.

### JOSH HILL

Year	Team	GP	GS	RECEIVING				
				No	Yds	Avg	Lg	TD
2013	New Orleans	14	3	6	44	7.3	9	1
2014	New Orleans	16	3	14	176	12.6	37	5
2015	New Orleans	16	7	16	120	7.5	19	2
<b>NFL Totals</b>		<b>46</b>	<b>13</b>	<b>36</b>	<b>340</b>	<b>9.4</b>	<b>37</b>	<b>8</b>

**ADDITIONAL STATISTICS:** Rushing — 1 att., -8 yds., -8 long in 2013; Kickoff Returns — 1 for 0 yds. in 2015; Special Teams Tackles — (2013, 3); (2014, 15); (2015, 6) Total: 24.

**CAREER HIGHS:** Receptions — 3 (2x), last vs. Atlanta (10/15/15); Receiving Yards — 53, vs. Tampa Bay (10/5/14); Long Reception — 37, vs. Tampa Bay (10/5/14); Receiving TDs — 2, at Chicago (12/15/14); Special Teams Tackles — 2 (4x), last at Chicago (12/15/14).

#### POSTSEASON

Year	Team	GP	GS	RECEIVING				
				No	Yds	Avg	Lg	TD
2013	New Orleans	2	0	2	32	16.0	23	0
<b>NFL Totals</b>		<b>2</b>	<b>0</b>	<b>2</b>	<b>32</b>	<b>16.0</b>	<b>23</b>	<b>0</b>

**POSTSEASON CAREER HIGHS:** Receptions — 1 (2x), last at Seattle (1/11/14); Receiving Yards — 23, at Seattle (1/11/14); Long Reception — 23, at Seattle (1/11/14); Receiving TDs — 0.



## MICHAEL HOOMANAWANUI

### 84 TE

HEIGHT: 6-4      WEIGHT: 265  
 COLLEGE: ILLINOIS  
 JOINED SAINTS: TR-15 (NE)  
 NFL EXPERIENCE: 7  
 BORN: 7/4/88



**NFL CAREER** – Hoomanawanui possesses the versatility to provide support in both the running game and passing game. He joined New Orleans in Week Four from the New England Patriots in a trade, appearing in 12 games for the Saints with eight starts. Over 14 total games, 12 of which came with New Orleans,



Hoomanawanui finished with 76 yards and three touchdowns on 11 receptions. Overall, in his career, he has appeared in 73 games with 47 starts, making 51 receptions for 594 yards with seven scoring grabs.

**CAREER TRANSACTIONS** – Re-signed by Saints, 3/10/16; Acquired by Saints from New England in exchange for DE Akiem Hicks, 9/30/15; Re-signed by Patriots to two-year contract, 3/12/14; Re-signed by Patriots to one-year contract, 4/15/13; Signed by Patriots to one-year contract, 9/5/12; Released by Rams, 9/2/12; Signed by Rams to four-year contract, 6/26/10; Selected by St. Louis in fifth round (132nd overall) of 2010 NFL Draft.

**2015** – Started the season as a member of the New England Patriots, appearing in each of their first two contests and recorded no statistics. Acquired by New Orleans through a trade on Sept. 30, and appeared in 12 games on the season for the Black and Gold, including eight starts. Finished the 2015 campaign with 76 receiving yards and three touchdown receptions on 11 catches...Played in Patriots season opener vs. Pittsburgh, Sept. 10, seeing time as blocking tight end in heavy packages...Played and saw time primarily on run downs in second game with Patriots at Buffalo, Sept. 20...After being declared inactive for their Week Three matchup vs. Jacksonville, Sept. 27, traded to New Orleans in exchange for Akiem Hicks...Inactive vs. Dallas, Oct. 4...Caught a career-high five passes for 31 yards, with a touchdown at Indianapolis, Oct. 25. The touchdown, his first as a Saint, made him the 53rd player to catch a TD from QB Drew Brees and the 38th Saint to catch one from the signal-caller...Started in a two-tight end set and had a one-yard touchdown grab vs. Tennessee, Nov. 8...Made the start as second tight end, making a season-long 19-yard reception vs. Carolina, Dec. 6...Started in a two-tight end set and saw action on special teams vs. Detroit, Dec. 21. Had a rush for 0 yards, his first career carry and returned a kickoff for 16 yards...Caught a 17-yard touchdown vs. Jacksonville, Dec. 27...Started in a two-tight end set and caught a pass for a four-yard gain in the team's finale at Atlanta, 1/3/16. **2014** – Played in all 16 regular-season games with 12 starts for Patriots and caught three passes for 44 yards (14.7 avg.)...Played in all three postseason games with two starts and totaled six grabs for 53 yards. **2013** – Played in 13 games with 10 starts for New England and caught 12 passes for 136 yards and a TD. Started both playoff contests and caught three passes for 39 yards... Had career-high 57 yards on four receptions (14.3 avg.) vs. New Orleans, Oct. 13. 19-yard gain to convert a third-and-18 in the second quarter was his longest of season...Started in AFC Divisional Playoff vs. Indianapolis, 1/11/14 and caught first career postseason pass for six yards. **2012** – Played in 14 games with six starts for New England, finishing with five receptions for 109 yards (21.8 avg.). Also appeared in backfield at FB in short yardage. Went to training camp with Rams and signed by Patriots at end of preseason. Played in both postseason games, starting one. **2011** – Started eight games and recorded seven catches for 146 yards (20.9 avg.) and three TDs for Rams. Limited to just eight games due to various injuries. **2010** – Played in eight games with three starts and recorded 13 catches for 146 yards and three touchdowns for Rams. Limited to just eight games due to various injuries...Posted then career-highs in catches (four) and yards (44) with one touchdown vs. Atlanta, Nov. 21. Also caught touchdowns at Tampa Bay, Oct. 24 and at Denver, Nov. 28.

**COLLEGE** – Played in 38 games at Illinois...Enjoyed his most prolific season



## VETERANS

as a junior in 2008, when he finished with 25 catches for 312 yards with two touchdowns, as he earned Honorable Mention All-Big Ten honors (media and coaches)...Graduated in 2016 with a bachelor of science in recreation, sport and tourism with a sport management concentration.

**PERSONAL** – First-team All-State at TE at Central Catholic (Bloomington, Ill.) HS...Also lettered in basketball during his freshman, sophomore and junior years...Father played college football at Illinois State...Hoomanawanui is a Hawaiian word which means, ‘to be patient’.

### MICHAEL HOOMANAWANUI

Year	Team	GP	GS	RECEIVING				
				No	Yds	Avg	Lg	TD
2010	St. Louis	8	3	13	146	11.2	36t	3
2011	St. Louis	8	8	7	83	11.9	27	0
2012	New England	14	6	5	109	21.8	41	0
2013	New England	13	10	12	136	11.3	19	1
2014	New England	16	12	3	44	14.7	23	0
2015	NE/NO	14	8	11	76	6.9	19	3
<b>NFL Totals</b>		<b>73</b>	<b>47</b>	<b>51</b>	<b>594</b>	<b>11.6</b>	<b>41</b>	<b>7</b>
<b>Saints Totals</b>		<b>12</b>	<b>8</b>	<b>11</b>	<b>76</b>	<b>6.9</b>	<b>19</b>	<b>3</b>

**ADDITIONAL STATISTICS:** Rushing — (2015, 1 att., 0 yards) **Total: 1 att, 0 yards;** Kickoff Returns — (2015, 2 ret. for 19 yards (9.5 avg.), 16 LG) **Total: 2 ret. for 19 yards (9.5 avg.), 16 LG.**

**CAREER HIGHS:** Receptions — 5, at Indianapolis (10/25/15); **Receiving Yards** — 57, vs. New Orleans (10/13/13); **Long Reception** — 41, vs. San Francisco (12/16/12); **Receiving TDs** — 1 (7x), last vs. Jacksonville (12/27/15).

#### POSTSEASON

Year	Team	GP	GS	RECEIVING				
				No	Yds	Avg	Lg	TD
2012	New England	2	1	0	0	0.0	0	0
2013	New England	2	2	3	39	13.0	18	0
2014	New England	3	2	6	53	8.8	16	0
<b>NFL Totals</b>		<b>7</b>	<b>5</b>	<b>9</b>	<b>92</b>	<b>10.2</b>	<b>18</b>	<b>0</b>

**POSTSEASON CAREER HIGHS:** Receptions — 4, vs. Baltimore (1/10/15); **Receiving Yards** — 43, vs. Baltimore (1/10/15); **Long Reception** — 18, at Denver (1/19/14); **Receiving TDs** — 0.



## MARK INGRAM

### 22 RB

HEIGHT: 5-9      WEIGHT: 215  
 COLLEGE: ALABAMA  
 JOINED SAINTS: D1B-11  
 NFL EXPERIENCE: 6  
 BORN: 12/21/89



**NFL CAREER** – One of the club’s two first round draft picks in 2011, the 2009 Heisman Trophy winner enjoyed a breakout campaign in 2014, and followed that

up with another very productive season in 2015, before being placed on Injured Reserve with a shoulder injury after their Week 13 matchup with the Carolina Panthers. Before being sidelined, Ingram rushed for 769 yards and six touchdowns on 166 attempts, and added a career-high 405 yards receiving on a career-best 50 catches. His 1,174 total yards from scrimmage marked a new career-high and ranked sixth in the NFL at the time his season ended.

**CAREER TRANSACTIONS** – Placed on Injured Reserve, 12/10/15; Agreed to terms on a four-year contract, 3/8/15; Placed on Injured Reserve, 1/3/12; Signed, 7/30/11; Chosen by New Orleans in the first round (28th overall) of the 2011 NFL Draft.

**HONORS** – **2014:** Pro Bowl; FedEx Ground Player of the Week (Week Eight); **2013:** FedEx Ground Player of the Week (Week 10); **2012:** Ed Block Courage Award (Saints recipient).

**2015** – Played in 12 games with 10 starts and carried 166 times for a club-best 769 yards (4.6 avg.), with six touchdowns, setting a career-high in yards per carry, while adding 50 receptions for 405 yards to set new career-highs in receiving... Started opener at Arizona, Sept. 13, rushing nine times for 24 yards and catching a career-high eight passes for a career-high 98 yards (12.3 avg.), including a career-long 59-yard grab... Rushed for 50 yards and one touchdown on 14 carries, and caught five passes for 49 yards at Carolina, Sept. 27... Made the start vs. Dallas, Oct. 4, and rushed for 77 yards on 17 attempts, while also adding 51 yards on six receptions and finishing with a game-high 128 total yards from scrimmage... Started and rushed for 46 yards and two touchdowns for the third time in his career, while adding 10 yards on three receptions vs. Atlanta, Oct. 15... Started at Indianapolis, Oct. 25, rushing for 143 yards and one touchdown on 14 attempts (10.2 avg.), including a second quarter 44-yard run... Started vs. N.Y. Giants, Nov. 1 and carried 16 times for 80 yards (5.0 avg.) and caught four passes for 39 yards. Successfully converted a first down on a key fourth-and-one play from the New Orleans 29-yard line late in fourth quarter on game-tying drive... Started and gained 77 yards on five carries (15.4 avg.), including a career-long 70-yard run, and added three receptions for 21 yards at Washington, Nov. 15... Started and carried nine times for 52 yards (5.8 avg.) and added six receptions for 45 yards at Houston, Nov. 29, reaching 1,000 total yards from scrimmage for second consecutive season. Surpassed Ricky Williams to move into seventh place in club record books for rushing yards (3,139)... Started vs. Carolina, Dec. 6 and gained 56 yards on 12 carries, with one touchdown, and made four receptions for 23 yards... Placed on Injured Reserve, Dec. 10. **2014** – Played in 13 games, starting nine. Notched 964 rushing yards on 226 attempts and nine touchdowns. Added 29 catches for 145 yards. Tallied four 100-yard games. Tied for third in NFL in rushing touchdowns, ranked seventh in rushing yards per game (74.2) and ranked 14th in rushing yards. Selected to Pro Bowl for the first time, the first Saints running back named to the game since Deuce McAllister (2003)... In opener at Atlanta, Sept. 7, carried team-leading 13 times for game-high 60 yards (4.6 avg.) and two touchdowns... At Cleveland, Sept. 14, carried a team-leading 11 times for a game-high 83 yards (7.5 avg.) with a touchdown and also caught three passes for a gain of 21 yards. Suffered a hand injury that sidelined him for next three contests fol-



## WORTH NOTING

### INGRAM'S 100-YARD RUSHING GAMES (6)

Yds	Date	Opponent	Atts	TDs
172	10/26/14	at GB (W)	24	1
145	11/10/13	vs. Dal. (W)	14	1
143	10/25/15	at Ind. (W)	14	1
122	11/30/14	at Pit. (W)	23	0
120	11/9/14	vs. SF (L)	27	0
100	10/30/14	at Car. (W)	30	2

### INGRAM'S MULTI-TOUCHDOWN GAMES (3)

Date	Opponent	TDs
9/7/14	at Atl. (L)	2
10/30/14	vs. Car. (W)	2
10/15/15	vs. Atl. (W)	2

lowing surgery...Started and rushed for a career-high 172 yards on 24 carries (7.2 avg.) with a touchdown vs. Green Bay, Oct. 26...Started and rushed 30 times for 100 yards with two touchdowns and added a 10-yard reception at Carolina, Oct. 30...Ingram rushed 27 times for 120 yards (4.4 avg.) vs. San Francisco, Nov. 9, as he became the first Saint to have 100 yards rushing in

three consecutive games since McAllister in 2003...Rushed 23 times for 122 yards (5.3 avg.), including a season-long 31-yard run at Pittsburgh, Nov. 30...Started at Chicago, Dec. 15 and rushed 17 times for 59 yards and one touchdown...In season finale at Tampa Bay, Dec. 28, rushed 14 times for 57 yards with a one-yard touchdown. **2013** – Played in 11 games with three starts in the regular season and carried 78 times for 386 yards (4.9 avg.) with one touchdown and added seven receptions for 68 yards. In two postseason contests with one start, was club's leading rusher with 28 carries for 146 yards (5.2 avg.) with a touchdown, adding three receptions for 17 yards...Inactive weeks 3-8 (toe)...Enjoyed breakout performance vs. Dallas, Nov. 10, carrying 14 times for 145 yards (10.4 avg.) with one touchdown and two receptions for 15 yards for 160 yards of total offense...Had two receptions for a career-high 39 yards, including a career-long 23-yard grab at St. Louis, Dec. 15...Carried 13 times for 83 yards (6.4 avg.) with a seven-yard grab at Carolina, Dec. 22...In postseason debut, received start and carried 18 times for 97 yards with one touchdown and three receptions for 17 yards in the NFC Wild Card Playoff at Philadelphia, 1/4/14...In NFC Divisional Playoff at Seattle, 1/11/14, carried 10 times for 49 yards, also rushing for a two-point conversion. **2012** – Appeared in all 16 games with five starts...Finished first on team in rushing, carrying 156 times for 602 yards with a team-best five touchdowns, also adding six receptions for 29 yards...Carried team-high 16 times for 53 yards and a touchdown at Carolina, Sept. 16...Received first start of season and rushed seven times for 44 yards (6.3 avg.) and hauled in two passes for 23 yards vs. Philadelphia, Nov. 5...Ran 12 times for 67 yards (5.6 avg.) while scoring on a 27-yard carry at Oakland, Nov. 18...Led team in rushing with a season-high 90 yards on 14 carries (6.4 avg.) with a touchdown, including a season-long and career-high 31-yard rush vs. Tampa Bay, Dec. 16...Voted by his teammates as club's 2012 recipient of the Ed Block Courage Award following a successful comeback from knee and toe surgeries. **2011** – Appeared in 10 games with four starts as rookie, carrying 122 times for 474 yards with five touchdowns, tying for team lead in scoring runs. Also added 11 receptions for 46 yards...Scored first career NFL touchdown on a fourth quarter 13-yard game-winning rush, as he totaled nine rushes for 38 yards, while splitting carries with Darren Sproles and Pierre Thomas, vs. Houston, Sept. 25...Powered rushing attack that racked up 236 yards



## 2015 GAME BY GAME

Date	Opp.	RUSHING								RECEIVING				
		GP	ST	REC	YDS	AVG	LG	TD	REC	YDS	AVG	LG	TD	
9/13	@ARZ	X	X	9	24	2.7	9	0	8	98	12.3	59	0	
9/20	TB	X	X	16	53	3.3	11	1	3	5	1.7	6	0	
9/27	@CAR	X	X	14	50	3.6	9	1	5	49	9.8	23	0	
10/4	DAL	X	X	17	77	4.5	15	0	6	51	8.5	14	0	
10/11	@PHI	X	X	12	57	4.8	17	0	2	17	8.5	13	0	
10/15	ATL	X	X	20	46	2.3	11	2	3	10	3.3	7	0	
10/25	@IND	X	X	14	143	10.2	44	1	2	5	2.5	10	0	
11/1	NYG	X	X	16	80	5.0	15	0	4	39	9.8	17	0	
11/8	TEN	X	X	22	54	2.5	12	0	4	42	10.5	14	0	
11/15	@WAS	X	X	5	77	15.4	70	0	3	21	7.0	12	0	
11/29	@HOU	X	X	9	52	5.8	29	0	6	45	7.3	17	0	
12/6	CAR	X	X	12	56	4.7	14	1	4	23	5.8	11	0	
12/13	@TB	Injured Reserve (Shoulder)								Injured Reserve (Shoulder)				
12/21	DET													
12/27	JAX													
1/3	@ATL													
2015 Season		12	10	166	769	4.6	70	6	50	405	8.1	59	0	

vs. Indianapolis, Oct. 23, carrying 14 times for a game-high 91 yards (6.5 avg.) before leaving in fourth quarter with bruised heel...Splitting carries with Sproles and Thomas to spearhead a three-headed running attack that gained 205 yards, Ingram was New Orleans' leading rusher vs. N.Y. Giants, his father's former team, Nov. 28, when he carried 13 times for 80 yards (6.2 avg.) with a fourth quarter career-long 35-yard TD. Also added two receptions for 14 yards...Was New Orleans' leading rusher vs. Detroit, Dec. 4, when he carried 16 times for 54 yards with a second quarter 14-yard touchdown run that put the Saints up 10-0 before suffering a season-ending toe injury that required surgery and forced him to be placed on Injured Reserve.

**COLLEGE** – Played in 39 games at Alabama with 24 starts, rushing for 3,261 yards and 42 touchdowns, scoring 46 times overall...As a junior, after missing the first two games following knee surgery, started the remaining 11 and carried 158 times for 875 yards (5.5 avg.) with 13 touchdowns...All-SEC second-team selection by league coaches, co-recipient of Alabama's Offensive Player of the Year award and one of six recipients of Alabama's Commitment to Academic Excellence award...Produced 54 first downs on 158 rushes (34.2%), converting on 9-of-16 third down attempts (56.3%)...Also had 21 receptions for 282 yards (13.4 avg.) with one touchdown...Heisman Trophy recipient as a sophomore, the first in the BCS National Champion Crimson Tide's history and was a consensus All-American first-team selection and finished as a finalist for the Maxwell, Doak Walker and Walter Camp Player of the Year awards...Also named *The Sporting News* National Player of the Year, *Associated Press* Southeastern Conference Offensive Player of the Year and a unanimous first-team All-SEC selection by both the *AP* and the league coaches...Started all 14 games as a sophomore, led the conference and ranked fourth nationally with a school-record 1,658 yards and 17 touchdowns on 271 carries (6.1 avg.), also adding 32 receptions for 334 yards (10.4 avg.) and three TDs...Rushing total ranked sixth in Southeastern Conference history upon departure...1,992 all-purpose yards were ranked second in school history and eighth on the Southeastern Conference single-season list...Rushed for 246 yards vs. South Carolina, which ranked as the school's third-highest total...Earned the



# VETERANS

National Championship Offensive Most Valuable Player award vs. Texas after rushing for 116 yards and two scores...SEC Coaches Freshman All-Conference selection as he played in all 14 games as a reserve and gained 728 yards rushing with a team-high 12 touchdowns on 143 carries (5.1 avg.) and also added 54 yards receiving on seven catches...Majored in telecommunications and film.

**PERSONAL** – Attended Grand Blanc (Flint, Mich.) HS from 2003-06, where he ran for 846 yards and 14 touchdowns on 121 carries (7.0 avg.) as a junior, adding 260 yards and two scores on 22 receptions (11.8 avg.), while posting 33 tackles with two interceptions as a CB...Attended Flint Southwestern Academy as a senior and earned All-State and *Detroit Free Press* Offensive Dream Team honors after rushing for 1,699 yards and 24 TDs, also registering 84 tackles with eight interceptions on defense...Father, Mark Ingram Sr., played WR for Michigan State before being drafted by the New York Giants 28th overall in 1987 and played 10 seasons with the Giants, Miami Dolphins, Green Bay Packers and Philadelphia Eagles, including a Super Bowl XXV victory...Founded the Mark Ingram Foundation, which provides support to the children of incarcerated parents, hosting annual Christmas shopping sprees for them, the most recent at Academy Sports and Outdoor in 2014 and 2015...Part of a group of NFL players that donated supplies to residents of his hometown of Flint, during the city's recent water crisis...Born Dec. 21, 1989 in Hackensack, N.J.

## MARK INGRAM

Year	Team	GP	GS	RUSHING					RECEIVING				
				Att	Yds	Avg	Lg	TD	No	Yds	Avg	Lg	TD
2011	New Orleans	10	4	122	474	3.9	35t	5	11	46	4.2	9	0
2012	New Orleans	16	5	156	602	3.9	31	5	6	29	4.8	16	0
2013	New Orleans	11	3	78	386	4.9	34	1	7	68	9.7	23	0
2014	New Orleans	13	9	226	964	4.3	31	9	29	145	5.0	14	0
2015	New Orleans	12	10	166	769	4.6	70	6	50	405	8.1	59	0
<b>NFL Totals</b>		<b>62</b>	<b>31</b>	<b>748</b>	<b>3,195</b>	<b>4.3</b>	<b>70</b>	<b>26</b>	<b>103</b>	<b>693</b>	<b>6.7</b>	<b>59</b>	<b>0</b>

**ADDITIONAL STATISTICS: Two-Point Conversions** — (2015, 1) **Total: 1.**

**CAREER HIGHS: Rushes** — 30, at Carolina (10/30/14); **Rushing Yards** — 172, vs. Green Bay (10/26/14); **Long Rush** — 70, at Washington (11/15/15); **Rushing TDs** — 2 (3x), last vs. Atlanta (10/15/15); **Receptions** — 8, at Arizona (9/13/15); **Receiving Yards** — 98, at Arizona (9/13/15); **Long Reception** — 59, at Arizona (9/13/15); **Receiving TDs** — 0; **Total Yards From Scrimmage** — 175, vs. Green Bay (10/26/14).

### POSTSEASON

Year	Team	GP	GS	RUSHING					RECEIVING				
				Att	Yds	Avg	Lg	TD	No	Yds	Avg	Lg	TD
2013	New Orleans	2	1	28	146	5.2	18	1	3	17	5.7	11	0
<b>NFL Totals</b>		<b>2</b>	<b>1</b>	<b>28</b>	<b>146</b>	<b>5.2</b>	<b>18</b>	<b>1</b>	<b>3</b>	<b>17</b>	<b>5.7</b>	<b>11</b>	<b>0</b>

**ADDITIONAL POSTSEASON STATISTICS: Two-Point Conversions** — (2013, 1) **Total: 1.**

**POSTSEASON CAREER HIGHS: Rushes** — 18, at Philadelphia (1/4/14); **Rushing Yards** — 97, at Philadelphia (1/4/14); **Long Rush** — 18, at Philadelphia (1/4/14); **Rushing TDs** — 1, at Philadelphia (1/4/14); **Receptions** — 3, at Philadelphia (1/4/14); **Receiving Yards** — 17, at Philadelphia (1/4/14); **Long Reception** — 11, at Philadelphia (1/4/14); **Receiving TDs** — 0; **Total Yards From Scrimmage** — 114, at Philadelphia (1/4/14).





# JOHN JENKINS

## 92 DT



HEIGHT: 6-3      WEIGHT: 359  
 COLLEGE: GEORGIA  
 JOINED SAINTS: D3B-13  
 NFL EXPERIENCE: 4  
 BORN: 7/11/89

**NFL CAREER** – With imposing size, tremendous strength and the ability to take on multiple blockers, Jenkins helps man the center of the Saints defense and has played both the 3-4 nose tackle and 4-3 defensive tackle positions. A third round draft pick from the University of Georgia in 2013, Jenkins has appeared in 42 career games with 21 starts and has registered 136 stops (71 solo), a forced fumble, a fumble recovery, a pass defensed and 1.5 sacks. In 2015, he played in 14 games with 12 starts and tallied 66 tackles (32 solo), a forced fumble which he recovered, one pass defensed and a split sack.

**CAREER TRANSACTIONS** – Placed on Injured Reserve, 12/27/14; Signed to a four-year contract, 5/10/13; Selected by the Saints in the third round (82nd overall) of the 2013 NFL Draft.

**2015** – Appeared in 14 games with 12 starts and posted 66 tackles (32 solo), one forced fumble, one fumble recovery, one pass defensed and a split sack. Tackle total tied for the team lead among Saints defensive linemen...Made season debut in the opener at Arizona, Sept. 13, posting five tackles (three solo)...Made the start and recorded a split sack of QB Andrew Luck, as well as three assisted tackles at Indianapolis, Oct. 25...Started and totaled a career-high 11 tackles, including a career-high eight solo tackles vs. Tennessee, Nov. 8...Started at Houston, Nov. 29 and tallied nine tackles (two solo)...Started and posted 10 tackles (five solo) vs. Jacksonville, Dec. 27...Started season finale at Atlanta, 1/3/16, recording one solo tackle and his first career forced fumble and fumble recovery. **2014** – Appeared in 12 games with four starts before being placed on Injured Reserve prior to season finale. Posted 41 tackles (24 solo) and a sack...Saw extensive action vs. Baltimore, Nov. 24, and registered five tackles (three solo)...Received first start of the season at Pittsburgh, Nov. 30, and totaled five stops (three solo)...Set a career-high with nine tackles (six solo) while recording first-career sack of Bears QB Jay Cutler at Chicago, Dec. 15...Led defensive line with seven tackles (five solo) vs. Atlanta, Dec. 21. **2013** – Appeared in all 16 regular season games with five starts and recorded 29 tackles, including 15 solo stops. Played in both postseason contests and finished with seven tackles (four solo) with one sack...Saw extensive action in his NFL-debut vs. Atlanta, Sept. 8, when he made four tackles (one solo) as the Falcons were held to under 100 yards rushing in a 23-17 win...Started his first NFL game the following week in the 16-14 win at Tampa Bay, Sept. 15, when he posted four stops (three solo)...Started vs. Arizona, Sept. 22, and posted a career-high six tackles (three solo)...Started vs. Carolina, Dec. 8, and recorded four tackles (two solo) as the Panthers offense was held to 239 total net yards...In his

# VETERANS

postseason debut, recorded four tackles (three solo) in the NFC Wild Card Playoff win at Philadelphia, 1/4/14, as the NFL's leading rusher in the regular season, LeSean McCoy, was held to 77 yards rushing and a 3.7 avg...In NFC Divisional Playoff at Seattle, 1/11/14, posted three tackles (one solo) and first career sack.

**COLLEGE** – Started 20-of-27 games at nose guard in two seasons for Georgia, totaling 78 tackles (36 solo), four sacks for a loss of 26 yards, eight stops for loss and 24 quarterback pressures. Also added one interception, one pass deflection, one forced fumble and two fumble recoveries...Started all 13 games he appeared in as a senior and finished with 50 tackles (22 solo), a sack for a loss of nine yards, two stops for a loss of 11 yards, a fumble recovery, a pass deflection and 14 quarterback pressures...Anchored the middle of a defense that yielded only 17 rushing touchdowns...Named team's Defensive Co-MVP and to Phil Steele's All-SEC second-team...Received team's Newcomer of the Year Award after appearing in all 14 games at Georgia in 2011...Posted 28 stops (14 solo) that included three sacks for losses of 17 yards, six stops for loss, 10 quarterback pressures, an interception, a forced fumble and a fumble recovery...Played two seasons at Mississippi Gulf Coast Community College (2009-10)...Also saw some time on offense as a freshman, carrying six times for 41 yards and a touchdown...As a sophomore, named a four-star player by multiple outlets and the sixth-best junior college player in nation by Scout.com as he started all 10 games and recorded 41 tackles and two sacks...As a freshman registered three sacks...Majored in child and family development.

**PERSONAL** – Attended Francis T. Maloney (Meriden, Conn.) HS...Played tackle, defensive end and fullback in short yardage situations...Named to the All-Central Connecticut South League squad as a senior...Also competed as a forward on the basketball team where, as a junior, he helped the Spartans capture the South League title after finishing with a 27-1 record, ranked third in the state's final poll...Participated in the Baskets of Hope program making deliveries to patients at Ochsner Medical Center in the Fall of 2013...Born July 11, 1989 in Meriden, Conn.

## JOHN JENKINS

Year	Team	GP	GS	Tot	TACKLES			Yds	INTERCEPTIONS					FUMBLES			
					Solo	Asst	Sk		No	Yds	Lg	TD	PD	FF	FR	Yds	
2013	New Orleans	16	5	29	15	14	0.0	0.0	0	0	0	0	0	0	0	0	0
2014	New Orleans	12	4	41	24	17	1.0	6.0	0	0	0	0	0	0	0	0	0
2015	New Orleans	14	12	66	32	34	0.5	2.5	0	0	0	0	1	1	1	1	0
<b>NFL totals</b>		<b>42</b>	<b>21</b>	<b>136</b>	<b>71</b>	<b>65</b>	<b>1.5</b>	<b>8.5</b>	<b>0</b>	<b>0</b>	<b>0</b>	<b>0</b>	<b>1</b>	<b>1</b>	<b>1</b>	<b>1</b>	<b>0</b>

**CAREER HIGHS:** Tackles — 11, vs. Tennessee (11/8/15); Sacks — 1, at Chicago (12/15/14); Interceptions — 0; Int. Ret for TD — 0; Passes Defensed — 1, vs. Dallas (10/4/15); Forced Fumbles — 1, at Atlanta (1/3/16); Fumble Recoveries — 1, at Atlanta (1/3/16).

### POSTSEASON

Year	Team	GP	GS	Tot	TACKLES			Yds	INTERCEPTIONS					FUMBLES			
					Solo	Asst	Sk		No	Yds	Lg	TD	PD	FF	FR	Yds	
2013	New Orleans	2	0	7	4	3	1.0	0.0	0	0	0	0	0	0	0	0	0
<b>NFL totals</b>		<b>2</b>	<b>0</b>	<b>7</b>	<b>4</b>	<b>3</b>	<b>1.0</b>	<b>0.0</b>	<b>0</b>	<b>0</b>	<b>0</b>	<b>0</b>	<b>0</b>	<b>0</b>	<b>0</b>	<b>0</b>	<b>0</b>

**POSTSEASON CAREER HIGHS:** Tackles — 4, at Philadelphia (1/4/14); Sacks — 1, at Seattle (1/11/14); Interceptions — 0; Int. Ret for TD — 0; Passes Defensed — 0; Forced Fumbles — 0; Fumble Recoveries — 0.







# AUSTIN JOHNSON

## 35 FB



HEIGHT: 6-2    WEIGHT: 240  
 COLLEGE: TENNESSEE  
 JOINED SAINTS: FA-13  
 NFL EXPERIENCE: 3  
 BORN: 6/16/89

**NFL CAREER** – Originally signed by New Orleans in 2013, after spending his first season on the club’s practice squad, Johnson handled fullback duties as well as contributing on special teams over 10 appearances in 2015 with one start. He rushed for nine yards, had his first career rushing touchdown on four carries and caught five passes for 30 yards, with a long-reception of 12 yards and added a career-best five tackles on special teams. Over two seasons with the Black and Gold, Johnson’s appeared in 17 games with two starts, and has rushed for 31 yards and one touchdown on 12 attempts, while making seven receptions for 45 yards, with one touchdown and has contributed to special teams with nine tackles.

**CAREER TRANSACTIONS** – Re-signed, 2/10/16; Signed to active roster from practice squad, 12/10/15; Re-signed to practice squad, 11/5/15; Waived by Saints, 11/4/15; Placed on Injured Reserve, 11/4/14; Signed to a reserve/future contract, 1/14/14; Re-signed to practice squad, 10/2/13; Released from practice squad, 9/25/13; Re-signed to practice squad, 9/24/13; Released from practice squad, 9/18/13; Signed to practice squad, 9/1/13; Waived, 8/31/13; Signed by New Orleans to a reserve/future contract, 1/7/13.

**2015** – After making the initial 53-man roster out of the preseason, appeared in the opener at Arizona, Sept. 13, rushing for four yards on one carry, making two receptions for five yards and recording a career-high two special teams tackles... Played FB and had his first career rushing touchdown, a one-yard push vs. Tampa Bay, Sept. 20...Made his second career start at Carolina, Sept. 27, carrying it twice for four yards and recording a special teams stop...Saw time on special teams and at FB vs. N.Y. Giants, Nov. 1...Waived, Nov. 4 and signed to practice squad, Nov. 5...Re-signed to active roster, Dec. 10 and saw action on offense and special teams at Tampa Bay, Dec. 13...Recorded a six-yard reception and saw time on special teams vs. Detroit, Dec. 21...Saw action on offense and on special teams vs. Jacksonville, Dec. 27, catching two passes for 19 yards, including one grab for a first down, while playing a key role as a blocker for Tim Hightower’s 122 yards rushing...Recorded a career-high-tying two special teams tackles in the finale at Atlanta, 1/3/16. **2014** – Played in seven games with one start, handling lead blocking duties and contributing on special teams before being placed on injured reserve at midseason. Carried eight times for 22 yards, caught two passes for 15 yards with one touchdown and posted four special teams tackles. In opener at Atlanta, Sept. 7, blocked for a rushing attack that accounted for 139 yards and two touchdowns...At Cleveland, Sept. 14, ran for two first downs in his first two

# VETERANS

career rushes, totaling 10 yards on two carries and blocked for a rushing attack that gained 174 yards...Rushed once for two yards and made two special teams stops, blocking for a rushing attack that grinded out 108 yards vs. Minnesota, Sept. 21...Earned first career start vs. Tampa Bay, Oct. 5 and helped block for a rushing attack that gained 140 yards. Gained two yards on a carry and had a special teams stop...Rushed once for five yards and had his first career reception, a 13-yard touchdown catch, while adding one special teams stop, at Detroit, Oct. 19...Helped block for Mark Ingram's career-high 172 yard rushing effort, while rushing twice for one yard and making a two-yard grab vs. Green Bay, Oct. 26... Inactive at Carolina, Oct. 30 before being placed on injured reserve with a knee injury. **2013** – Spent the majority of the season on the practice squad.

**COLLEGE** – Four-year letterman at Tennessee, who appeared in 43 career games and posted 126 tackles (64 solo), one sack, 10 tackles for a loss, one forced fumble, one fumble recovery, five interceptions and one pass defended...Three-time Academic All-SEC selection...Started all 12 games at middle linebacker as a senior in 2011 and led the Volunteers with 81 tackles (41 solo) and four interceptions, tied for the NCAA lead by linebackers and ranked fourth overall in the conference...Posted 44 stops (22 solo), one forced fumble, one fumble recovery and one interception as a junior...Converted to linebacker as a junior after spending his first two campaigns at fullback...Majored in communication studies.

**PERSONAL** – Two-time all-state selection at Hickory (N.C.) HS, where he finished with 580 career tackles, including 211 as a junior and 210 as a senior... Also excelled in baseball...Father, Mike, started football career at Kentucky before completing eligibility at UT-Martin...Older brother, Tyler, played linebacker at Wingate...Has made numerous community appearances at schools and events since joining the Saints...Born June 16, 1989.

## AUSTIN JOHNSON

Year	Team	GP	GS	RUSHING					RECEIVING				
				Att	Yds	Avg	Lg	TD	No	Yds	Avg	Lg	TD
2014	New Orleans	7	1	8	22	2.8	8	0	2	15	7.5	13t	1
2015	New Orleans	10	1	4	9	2.3	4	1	5	30	6.0	12	0
<b>NFL Totals</b>		<b>17</b>	<b>2</b>	<b>12</b>	<b>31</b>	<b>2.6</b>	<b>8</b>	<b>1</b>	<b>7</b>	<b>45</b>	<b>6.4</b>	<b>13t</b>	<b>1</b>

**ADDITIONAL STATISTICS: Special Teams Tackles** — (2014, 4); (2015, 5) **Total: 9.**

**CAREER HIGHS: Rushes** — 2 (3x), last at Carolina (9/27/15); **Rushing Yards** — 10, at Cleveland (9/14/14); **Long Rush** — 8, at Cleveland (9/14/14); **Rushing TDs** — 1, vs. Tampa Bay (9/20/15); **Receptions** — 2 (2x), last vs. Jacksonville (12/27/15); **Receiving Yards** — 19, vs. Jacksonville (12/27/15); **Long Reception** — 13, at Detroit (10/19/14); **Receiving TDs** — 1, at Detroit (10/19/14); **Total Yards From Scrimmage** — 19, vs. Jacksonville (12/27/15); **Special Teams Tackles** — 2 (3x), last at Atlanta (1/3/16).



# CAMERON JORDAN

## 94 DE



HEIGHT: 6-4    WEIGHT: 287  
 COLLEGE: CALIFORNIA  
 JOINED SAINTS: D1A-11  
 NFL EXPERIENCE: 6  
 BORN: 7/10/89

**NFL CAREER** – Cameron Jordan anchored the defensive line in his fifth NFL season, recording 61 tackles (39 solo), 10 sacks for a total loss of 67 yards, seven passes defended, a forced fumble, two fumble recoveries and a blocked field goal and was selected to his second career Pro Bowl. His 10 sacks were tied for 15th in the NFL. It marked the second time in his career that he's posted at least 10 take-downs, making him just the ninth Saint with multiple double-digit sack seasons. Jordan also tied for ninth in the league in defensive fumble recoveries. An explosive and physical defensive end, the former University of California standout possesses the combination of size, speed and strength to play defensive end in either a 3-4 or 4-3 alignment. Jordan has appeared in 80 games with 79 starts, posting career totals of 327 stops (188 solo), 39 quarterback takedowns, 25 passes defended, six forced fumbles and eight fumble recoveries.

**CAREER TRANSACTIONS** – Re-signed by Saints to a five-year contract extension, 6/2/15; Signed by Saints, 8/2/11; Selected by New Orleans Saints in the first round (24th overall) of the 2011 NFL Draft.

**HONORS** – **2015:** Pro Bowl; **2013:** Pro Bowl.

**2015** – Started all 16 games and posted 61 tackles (39 solo), 10 sacks for a total loss of 67 yards, seven passes defended, a forced fumble and two fumble recoveries. Voted to be a defensive team captain by his teammates and was selected to his second career Pro Bowl. Sack total tied for 15th in the NFL and tied for ninth in defensive fumble recoveries, while the season marked his second double-digit sack performance, making him just the ninth Saint to post multiple double-digit takedown campaigns...Posted three solo tackles, one sack and one fumble recovery vs. Tampa Bay, Sept. 20...Had best game of season vs. Atlanta, Oct. 15, recording a career-high-tying three sacks, seven tackles (six solo), a forced fumble and a fumble recovery...Made 70th career start at Indianapolis, Oct. 25, posting three tackles (two solo), two sacks and three passes defended. Finished October with five sacks, the most he's ever recorded in a single month...At Houston, Nov. 29, registered three solo tackles, a sack and a pass defended...Vs. Carolina, Dec. 6, finished with season-high 10 tackles (four solo) and a sack for a nine-yard loss...Posted three tackles (two solo) and one sack vs. Detroit, Dec. 21...In season finale at Atlanta, 1/3/16, recorded four tackles (two solo), a sack of QB Matt Ryan and a blocked field goal. His 7.5 career sacks of Ryan are more than he's totaled against any other QB. Became ninth Saint to have multiple double-digit sack seasons. **2014** – Started 16 games...Tallied 65 tackles (38 solo), 7.5 sacks for a

## CAREER GAME BY GAME

### DEFENSE

2015	GP	ST	SOLO	AST	TOT	SACK/YDS	INT/YDS	PD	FF	FR
9/13 @ARI	X	X	1	0	1	0 0	0 0	1	0	0
9/20 TB	X	X	3	0	3	1 10	0 0	0	0	1
9/27 @CAR	X	X	2	2	4	0 0	0 0	0	0	0
10/4 DAL	X	X	0	2	2	0 0	0 0	0	0	0
10/11 @PHI	X	X	5	1	6	0 0	0 0	0	0	0
10/15 ATL	X	X	6	1	7	3 12	0 0	0	1	1
10/25 @IND	X	X	2	1	3	2 12	0 0	3	0	0
11/1 NYG	X	X	0	3	3	0 0	0 0	0	0	0
11/8 TEN	X	X	2	0	2	0 0	0 0	0	0	0
11/15 @WAS	X	X	2	2	4	0 0	0 0	0	0	0
11/29 @HOU	X	X	3	0	3	1 10	0 0	1	0	0
12/6 CAR	X	X	4	6	10	1 9	0 0	0	0	0
12/13 @TB	X	X	3	1	4	0 0	0 0	2	0	0
12/21 DET	X	X	2	1	3	1 7	0 0	0	0	0
12/27 JAX	X	X	2	0	2	0 0	0 0	0	0	0
1/3 @ATL	X	X	2	2	4	1 7	0 0	0	0	0
2015 Season	16	16	39	22	61	10 67	0 0	7	1	2
2014	GP	ST	SOLO	AST	TOT	SACK/YDS	INT/YDS	PD	FF	FR
9/7 @ATL	X	X	1	0	1	0 0	0 0	1	0	0
9/14 @CLE	X	X	1	2	3	0 0	0 0	0	0	0
9/21 MIN	X	X	2	1	3	1 7	0 0	0	0	0
9/28 @DAL	X	X	1	2	3	0 0	0 0	0	0	0
10/5 TB	X	X	3	3	6	0 0	0 0	0	0	0
10/19 @DET	X	X	3	1	4	0 0	0 0	0	0	0
10/26 GB	X	X	3	1	4	2 15	0 0	0	0	0
10/30 @CAR	X	X	4	1	5	1 9	0 0	0	0	0
11/9 SF	X	X	3	2	5	1 9	0 0	0	0	1
11/16 CIN	X	X	3	1	4	0 0	0 0	0	0	0
11/24 BAL	X	X	4	1	5	0 0	0 0	0	0	0
11/30 @PIT	X	X	2	5	7	1 0	1 6	4	0	0
12/7 CAR	X	X	2	3	5	0 0	0 0	0	0	0
12/15 @CHI	X	X	1	1	2	0 0	0 0	0	0	0
12/21 ATL	X	X	1	1	2	0 0	0 0	0	0	0
12/28 @TB	X	X	4	2	6	1.5 9	0 0	0	0	0
2014 Season	16	16	38	27	65	7.5 49	1 6	5	0	1

loss of 49 yards, one interception, five passes defended and a fumble recovery... Made 50th career start and earned first sack of season for a seven-yard loss in the fourth quarter and posted three tackles (two solo) vs. Minnesota, Sept. 21... Recorded four stops (three solo) and two sacks vs. Green Bay, Oct. 26... Totaled five tackles (four solo) and a sack for a nine-yard loss at Carolina, Oct. 30... Led line with five stops (three solo), a fumble recovery and a sack of QB Colin Kaepernick for a loss of nine yards, his third consecutive game with at least one sack, four total in the span, vs. San Francisco, Nov. 9... Led line with seven tackles (two solo) while contributing his first-career interception off a pass he tipped to himself and the team's only sack while adding a career-high four passes defended at Pittsburgh, Nov. 30. Posted first pick by a Saints defensive lineman since Will Smith at Dallas on Nov. 25, 2010... Led the defensive line with five tackles (two solo) vs. Carolina, Dec. 7... Tallied six tackles (four solo) and 1.5 sacks at Tampa Bay, Dec. 28. **2013** – Started all 16 regular season games and both playoff contests. In the regular season, recorded 66 tackles (32 solo), a career-high 12.5 sacks for a loss of 101.5 yards, four passes defended, two forced fumbles and two fumble recoveries. Tallied three multi-sack games. Quarterback takedown total ranked fifth in NFL and defensive fumble recovery total tied for sixth. Selected to first career Pro Bowl. In two playoff contests, recorded 11 tack-



# VETERANS



## CAREER GAME BY GAME

### DEFENSE

2013	GP	ST	SOLO	AST	TOT	SACK/YDS	INT/YDS	PD	FF	FR	
9/8	ATL	X	X	2	3	5	0 0	0 0	0	0	0
9/15	@TB	X	X	3	3	6	1 12	0 0	0	1	0
9/22	ARZ	X	X	3	4	7	2 14	0 0	0	0	0
9/30	MIA	X	X	1	0	1	1 9	0 0	0	0	0
10/6	@CHI	X	X	3	1	4	0 0	0 0	0	0	1
10/13	@NE	X	X	2	2	4	1 5	0 0	0	0	0
10/27	BUF	X	X	1	3	4	1 13	0 0	0	1	1
11/3	@NYJ	X	X	2	2	4	0 0	0 0	1	0	0
11/10	DAL	X	X	0	1	1	0 0	0 0	0	0	0
11/17	SF	X	X	2	1	3	1 2	0 0	1	0	0
11/21	@ATL	X	X	3	4	7	2.5 10.5	0 0	1	0	0
12/2	@SEA	X	X	1	2	3	0 0	0 0	1	0	0
12/8	CAR	X	X	3	2	5	2 19	0 0	0	0	0
12/15	@STL	X	X	3	1	4	0 0	0 0	0	0	0
12/22	@CAR	X	X	2	4	6	1 17	0 0	0	0	0
12/29	TB	X	X	1	1	2	0 0	0 0	0	0	0
2013 Season		16	16	32	34	66	12.5 101.5	0 0	4	2	2

2012	GP	ST	SOLO	AST	TOT	SACK/YDS	INT/YDS	PD	FF	FR	
9/9	WAS	X	X	9	4	13	0 0	0 0	0	0	0
9/16	@CAR	X	X	4	0	4	1 9	0 0	0	0	0
9/23	KC	X	X	5	1	6	0 0	0 0	0	0	1
9/30	@GB	X	X	1	2	3	0 0	0 0	0	0	0
10/7	SD	X	X	3	1	4	1 7	0 0	0	0	0
10/21	@TB	X	X	1	1	2	1 4	0 0	1	1	0
10/28	@DEN	X	X	3	0	3	0 0	0 0	0	0	0
11/5	PHI	X	X	3	3	6	3 21	0 0	0	1	0
11/11	ATL	X	X	2	1	3	0 0	0 0	0	0	0
11/18	@OAK	X	X	3	1	4	0 0	0 0	0	0	0
11/25	SF	X	X	4	1	5	0 0	0 0	0	0	0
11/29	@ATL	X	X	4	3	7	1 6	0 0	0	0	0
12/9	@NYG	X	X	3	2	5	0 0	0 0	1	0	0
12/16	TB	X	X	3	1	4	1 7	0 0	0	1	1
12/23	@DAL	X	X	2	0	2	0 0	0 0	1	0	0
12/30	CAR	X	X	2	3	5	0 0	0 0	0	0	0
2012 Season		16	16	52	24	76	8 54	0 0	3	3	2

2011	GP	ST	SOLO	AST	TOT	SACK/YDS	INT/YDS	PD	FF	FR	
9/8	@GB	X	X	3	1	4	0 0	0 0	0	0	0
9/18	CHI	X	X	1	2	3	0 0	0 0	0	0	0
9/25	HOU	X	X	2	3	5	0 0	0 0	0	0	0
10/2	@JAX	X	X	3	3	6	0 0	0 0	0	0	0
10/9	@CAR	X	X	1	0	1	0 0	0 0	0	0	0
10/16	@TB	X	X	2	6	8	0 0	0 0	0	0	0
10/23	IND	X	X	3	2	5	0 0	0 0	1	0	1
10/30	@STL	X	X	2	2	4	0 0	0 0	0	0	0
11/6	TB	X	X	2	2	4	0 0	0 0	1	0	0
11/13	@ATL	X	X	1	7	8	0 0	0 0	1	0	0
11/28	NYG	X	X	0	1	1	0 0	0 0	0	0	0
12/4	DET	X	X	0	0	0	0 0	0 0	0	0	0
12/11	@TEN	X	X	0	0	0	0 0	0 0	1	0	0
12/18	@MIN	X	X	2	2	4	0 0	0 0	0	0	0
12/26	ATL	X	X	2	1	3	0 0	0 0	2	0	0
1/1	CAR	X	X	3	0	3	1 5	0 0	0	0	0
2011 Season		16	15	27	32	59	1 5	0 0	6	0	1

les (seven solo) and 2.5 sacks...Finished with six tackles (three solo) and a sack that caused a fumble at Tampa Bay, Sept. 15...Recorded seven tackles (three solo) and two sacks vs. Arizona, Sept. 22...Posted at least a sack in third consecutive contest vs. Miami, Sept. 30...Recorded four tackles and a fumble recovery at Chicago, Oct. 6...Notched a sack for second consecutive contest, along with four stops (one solo), a forced fumble and a fumble recovery vs. Buffalo, Oct. 27...

## JORDAN SACK NOTES

Below is a breakdown of Jordan's 39 career quarterback takedowns.

### BY CONFERENCE AND DIVISION

	Sks	Yds/Lst		Sks	Yds Lst
NFC	31	220.5	AFC	8	56.0
NFC South	20	145.5	AFC East	3	27.0
NFC North	4	29.0	AFC South	3	22.0
NFC West	4	25.0	AFC West	1	7.0
NFC East	3	21.0	AFC North	1	0.0

### BY TEAM

	Sks	Yds/Lst		Sks	Yds Lst
Atlanta	7.5	35.5	Buffalo	1.0	13.0
Carolina	7.0	68.0	Houston	1.0	10.0
Tampa Bay	5.5	42.0	Miami	1.0	9.0
Philadelphia	3.0	21.0	Detroit	1.0	7.0
Green Bay	2.0	15.0	Minnesota	1.0	7.0
Arizona	2.0	14.0	San Diego	1.0	7.0
Indianapolis	2.0	12.0	New England	1.0	5.0
San Francisco	2.0	11.0	Pittsburgh	1.0	0.0

### BY QUARTERBACK

	Sks	Yds/Lst		Sks	Yds Lst
Matt Ryan	7.5	35.5	Thad Lewis	1.0	13.0
Cam Newton	7.0	68.0	Brian Hoyer	1.0	10.0
Michael Vick	3.0	21.0	Jameis Winston	1.0	10.0
Josh Freeman	3.0	23.0	Ryan Tannehill	1.0	9.0
Aaron Rodgers	2.0	15.0	Teddy Bridgewater	1.0	7.0
Carson Palmer	2.0	14.0	Philip Rivers	1.0	7.0
Colin Kaepernick	2.0	11.0	Matthew Stafford	1.0	7.0
Andrew Luck	2.0	12.0	Tom Brady	1.0	5.0
Josh McCown	1.5	9.0	Ben Roethlisberger	1.0	0.0

Sacked Kaepernick vs. San Francisco, Nov. 17...Had season-high 2.5 sacks at Atlanta, Nov. 21...Recorded five tackles (three solo) and two sacks vs. Carolina, Dec. 8...Tied for team lead with six tackles (two solo) while adding a takedown of Newton to increase his career-high total to 12.5 at Carolina, Dec. 22... Recorded four tackles and a postseason career-high 1.5 sacks in NFC Wild Card Playoff at Philadelphia, 1/4/14...Sacked QB Russell Wilson as part of a seven tackle (four solo) day in NFC Divisional Playoff at Seattle, 1/11/14. **2012** – Started all 16 games and finished with 76 tackles (52 solo) to lead defensive line in stops, a club-best eight sacks, three passes defensed, three forced fumbles and two fumble recoveries. Also led club in forced fumbles and tied for team lead in fumble recoveries, tied for the 15th-highest total in the NFL. Opened 15 contests at left end and started at defensive tackle at Denver, Oct. 28...Notched five sacks in four-game stretch between Oct. 7-Nov. 5, where the Saints posted a 3-1 mark... Posted a career-high 13 tackles (nine solo) in the season opener vs. Washington, Sept. 9...Notched one sack of Newton, adding four tackles at Carolina, Sept. 16... Had one sack for a seven-yard loss vs. San Diego, Oct. 7...Stopped Freeman for a four-yard loss and also recorded his first-career forced fumble on a fourth-and-one play at the goal line to stop a potential score at Tampa Bay, Oct. 21...Recorded first career multi-sack game, tallying three takedowns of QB Michael Vick, six



tackles and a forced fumble vs. Philadelphia, Nov. 5...Sacked Ryan for a six-yard loss to go with seven tackles at Atlanta, Nov. 29...Sacked Freeman for a seven-yard loss, forcing the fumble and recovering it to directly lead to a New Orleans touchdown in a 41-0 shutout of Tampa Bay, Dec. 16. Also added four tackles (three solo). **2011** – Appeared in all 16 games with 15 starts as rookie, 13 at left end and two at right end...Recorded 59 tackles (27 solo) with a sack, six passes defended and a fumble recovery...Appeared in both postseason contests, starting one and recorded nine tackles (eight solo) and one pass defended...Made NFL-debut in the league season opener at Green Bay, Sept. 8, starting at right end and finished with four tackles (three solo)...After opening the first two games at right end, moved to left end where he played for remainder of season, vs. Houston, Sept. 25, and posted five tackles (two solo)...Finished with eight tackles (two solo) at Tampa Bay, Oct. 16...Recorded five tackles and the first fumble recovery and pass defended of career, vs. Indianapolis, Oct. 23. Picked up first quarter fumble by RB Delone Carter that was recovered at the New Orleans 48-yard line and eventually led to a Saints TD and 21-0 lead...Tied season-best and then-career-high with eight stops (one solo) at Atlanta, Nov. 13...Recorded first sack of his NFL career to go with three solo tackles in regular season finale vs. Carolina, 1/1/12...In a return to the Bay area where he played in college, started at left end and led the Saints with eight tackles (seven solo) and one pass defended in NFC Divisional Playoff at San Francisco, 1/14/12.

**COLLEGE** – Played both left and right end in a 3-4 alignment and appeared in 50 games with 33 starts...Finished college career with 175 tackles (88 solo), 16.5 sacks, 34 tackles for loss, four forced fumbles, four fumble recoveries, an interception and five pass deflections over four seasons in Berkeley...All-American second-team choice by the *NFL Draft Report* and an All-Pac-10 Conference first-team selection by league's coaches as a senior, where as defensive team captain, he started all 12 games at left end in 3-4 and recorded 62 tackles (33 solo), 5.5 sacks, 12.5 stops behind the line of scrimmage, three forced fumbles, one recovered for a touchdown and four passes defended...Earned All-Pac 10 Conference honorable mention and was recipient of team's Bob Tessier Award as the most improved defensive lineman as a junior when he served as starting right end and recorded 48 tackles (26 solo), ranking second on team with six sacks and 9.5 tackles for losses, also recovering one fumble and defending one pass...As a sophomore, started eight games and played in every contest at right end, posting 47 tackles (26 solo), four sacks, placing second among defenders with 11 stops for loss...Posted one interception returned three yards, as he forced one fumble and recovered another...Played in all 13 games as a freshman and had 18 tackles (seven solo) with a sack and a fumble recovery returned 13 yards for a touchdown...Legal studies major

**PERSONAL** – Father Steve, played college football at Brown, then for 13 seasons with the Minnesota Vikings, where he was a six-time Pro Bowl selection, recording career totals of 498 receptions for 6,307 yards and 28 touchdowns...Attended Chandler (Ariz.) HS...Earned All-State honors senior year after registering 85 tackles and 17.5 sacks...Named the Fiesta Region Defensive Player of the Year after breaking Chandler's career quarterback takedown record in only one season...Also was the state discus champion as a senior...A regular visitor to the pe-



# VETERANS

diatric ward of Ochsner Medical Center and to New Orleans area schools as part of the Rotolo's literacy and Chevron Energy Efficiency Programs and an annual participant in the players turkey giveaway...Participated in Rebuilding Together's "Kickoff to Rebuild" event prior to Super Bowl XLVII in Algiers, where he assisted in painting the front of rehabilitated houses and served as a celebrity judge for a barbeque competition...In 2013, he and several teammates hosted a toy and bike giveaway with the club and the Marines...Spokesman for the Saints Kids Club...In March, 2016, collaborated with TNT of the Harlem Globetrotters to appear at the International School in Metairie to visit with students and emphasize an anti-bullying theme...Born July 10, 1989.

## CAMERON JORDAN

Year	Team	GP	GS	Tot	TACKLES			Yds	INTERCEPTIONS					FUMBLES		
					Solo	Asst	Sk		No	Yds	Lg	TD	PD	FF	FR	Yds
2011	New Orleans	16	15	59	27	32	1.0	5.0	0	0	0	0	6	0	1	0
2012	New Orleans	16	16	76	52	24	8.0	54.0	0	0	0	0	3	3	2	0
2013	New Orleans	16	16	66	32	34	12.5	101.5	0	0	0	0	4	2	2	11
2014	New Orleans	16	16	65	38	27	7.5	49.0	1	6	6	0	5	0	1	0
2015	New Orleans	16	16	61	39	22	10.0	67.0	0	0	0	0	7	1	2	0
<b>NFL Totals</b>		<b>80</b>	<b>79</b>	<b>327</b>	<b>188</b>	<b>139</b>	<b>39.0</b>	<b>276.5</b>	<b>1</b>	<b>6</b>	<b>6</b>	<b>0</b>	<b>25</b>	<b>6</b>	<b>8</b>	<b>11</b>

**ADDITIONAL STATISTICS:** Blocked Kicks — (2015, 1) Total: 1.

**CAREER HIGHS:** Tackles — 13, vs. Washington (9/9/12); Sacks — 3 (2x), last vs. Atlanta (10/15/15); Interceptions — 1, at Pittsburgh (11/30/14); Passes Defensed — 4, at Pittsburgh (11/30/14); Forced Fumbles — 1 (6x), last vs. Atlanta (10/15/15); Fumble Recoveries — 1 (8x), last vs. Atlanta (10/15/14); Blocked Field Goals — 1, at Atlanta (1/3/16).

### POSTSEASON

Year	Team	GP	GS	Tot	TACKLES			Yds	INTERCEPTIONS					FUMBLES		
					Solo	Asst	Sk		No	Yds	Lg	TD	PD	FF	FR	Yds
2011	New Orleans	2	1	9	8	1	0.0	0.0	0	0	0	0	1	0	0	0
2013	New Orleans	2	2	11	7	4	2.5	15.0	0	0	0	0	0	0	0	0
<b>NFL Totals</b>		<b>4</b>	<b>3</b>	<b>20</b>	<b>15</b>	<b>5</b>	<b>2.5</b>	<b>15.0</b>	<b>0</b>	<b>0</b>	<b>0</b>	<b>0</b>	<b>1</b>	<b>0</b>	<b>0</b>	<b>0</b>

**POSTSEASON CAREER HIGHS:** Tackles — 8, at San Francisco (1/14/12); Sacks — 1.5, at Philadelphia (1/14/14); Interceptions — 0; Passes Defensed — 1, at San Francisco (1/14/12); Forced Fumbles — 0; Fumble Recoveries — 0.



## SENIO KELEMETE

### 65 C/G

HEIGHT: 6-3      WEIGHT: 300  
 COLLEGE: WASHINGTON  
 JOINED SAINTS: FA-13  
 NFL EXPERIENCE: 4  
 BORN: 5/10/90



**NFL CAREER** – Originally a fifth round selection of the Arizona Cardinals (151st overall) in the 2012 NFL Draft, since first joining New Orleans as a member of the practice squad at the start of the 2013 season, this fourth-year offensive lineman has displayed the versatility to play every position on the line. In 2015, the 6-foot-3, 300-pounder played in all 16 games for the first time in his career,



opening five games, including contests at both guard positions and right tackle.

**CAREER TRANSACTIONS** – Re-signed, 3/10/16; Signed to reserve/future contract, 1/11/14; Re-signed to practice squad, 9/26/13; Released from practice squad, 9/24/13; Signed by Saints to practice squad, 9/2/13; Waived by Cardinals, 8/30/13; Signed by Cardinals to four-year contract, 5/15/12; Selected by Arizona Cardinals in the fifth round (151st overall) of the 2012 NFL Draft.

**2015** – Appeared in all 16 games for the first time, with five starts...Made first career start at Carolina, Sept. 27, filling in for Jahri Evans...Made second consecutive start at RG vs. Dallas, Oct. 4, and blocked for an offense that gained 438 total net yards...Made the start at Philadelphia, Oct. 11, blocking for an offense that gained 388 total net yards...Started at LG vs. Atlanta, Oct. 15, in place of the injured Tim Lelito, blocking for an offense that gained 385 total net yards of offense...Made first career NFL start at LT in place of an injured Terron Armstead in team's finale at Atlanta, 1/3/16, and was part of a line that gained 323 net yards passing and didn't surrender a sack. **2014** – Played in 10 games, seeing action primarily on special teams. **2013** – Spent most of the regular season and the entire postseason on the Saints practice squad. **2012** – Played in finale for Arizona after being inactive in first 15 games...Made NFL debut at San Francisco, Dec. 30, playing at RG after Pat McQuistan suffered an ankle injury. Caught a deflected pass and gained 10 yards in the second quarter.

**COLLEGE** – Two-time team captain and All-Pac-12 performer, who started 41-of-46 games played for the Huskies from 2008-11...Started final 26 games at LT after opening 11 contests at RG as sophomore...Credited with 258 knockdowns and 35 TD resulting blocks...Served as team captain for second straight year and earned second-team All-Pac 12 and team's John P. Angel Offensive Lineman of the Year award after starting all 13 games at LT as senior...Named team captain after making the switch from RG to LT before season and started all 13 contests at LT as a junior...One of only two Husky linemen to start each game and only one to open each contest at the same position...After switching from DT to RG during the spring, started 11-of-12 games and earned honorable mention All-Pac-10 honors as a sophomore and was named the team's John P. Angel Lineman of the Year...As freshman, played in eight of the Huskies 12 games at LDT, starting four contests. One of 12 true freshmen to play in 2008 and one of nine to start at least one game...General studies major.

**PERSONAL** – Name pronounced “SENN-ee-oh” “KEL-uh-MET-tay”...Attended Evergreen (Seattle, Wash.) HS, where he was named the Seamount League's Lineman of the Year on both the offensive and defensive lines as a senior...Earned All-American honors from Super Prep and earned first-team All-State honors from the *Associated Press* and *Seattle Times*...As a junior, named first-team All-League on both the offensive and defensive lines...Led team to state playoffs for first time since 2001 as a senior...Also lettered in wrestling and was a discus thrower for the Wolverines, winning the Seamount League discus title in 2007...Participated in the state wrestling tournament as a junior...An active participant in several community events.



SENIO KELEMETE

Games Played/Started: Arizona — (2012, 1/0) New Orleans — (2014, 10/0); (2015, 16/5) Totals: 27/5; Saints Totals: 26/5.



**HAU'OLI KIKAHA**

**44 LB**

HEIGHT: 6-3      WEIGHT: 246  
 COLLEGE: WASHINGTON  
 JOINED SAINTS: D2-15  
 NFL EXPERIENCE: 2  
 BORN: 7/24/92



**NFL CAREER** – New Orleans’ second round pick (44th overall) of the 2015 NFL Draft, Kikaha made an immediate impact on the Saints defense, starting the first six games of his rookie campaign and 10 overall, while playing in 15 games. He recorded 56 tackles (41 solo), four sacks, one pass defensed, four forced fumbles, one fumble recovery and three special teams stops. His four takedowns tied for the sixth-most in the NFL among rookies, while he finished tied for second in the league in forced fumbles, the lone rookie with four.

**CAREER TRANSACTIONS** – Agreed to terms on a four-year contract, 5/11/15; Selected by the Saints in the second round (44th overall) of the 2015 NFL Draft, 5/1/15.

**2015** – Appeared in 15 games with 10 starts, missing his lone game of the season on Nov. 8 vs. Tennessee (ankle). He finished his rookie campaign with 56 tackles (41 solo), four sacks, one pass defensed, four forced fumbles, one fumble recovery and three special teams stops. He posted the sixth-most sacks among NFL rookies, and was the lone rookie with four forced fumbles, good for second across the league. Kikaha ranked second among NFL defensive rookies with nine total impact plays (sacks, forced fumbles, interceptions and fumble recoveries... Started his first career game in opener at Arizona, Sept. 13, recording five tackles (four solo) and one forced fumble... Vs. Tampa Bay, Sept. 20, collected his first career sack, while also adding eight tackles (seven solo) and his second career forced fumble... Started and saw action on special teams and recorded a career-high nine tackles (six solo) with a sack at Carolina, Sept. 27. Also posted a special teams stop... Vs. Dallas, Oct. 4, posted a sack in his third consecutive game and finished with seven tackles (five solo), including a tackle for loss. Became first Saints rookie to record a sack in three consecutive contests since Will Smith (2004)... Tallied a sack, eight tackles (seven solo) and a forced fumble vs. Atlanta, Oct. 15... Started and saw action on special teams vs. N.Y. Giants, Nov. 1, and posted a QB hit, a QB pressure and one coverage stop... Declared inactive vs. Tennessee, Nov. 8, (ankle)... Started at SLB vs. Carolina, Dec. 6, recording seven

tackles (six solo)...Made two tackles (one solo), one forced fumble and one fumble recovery vs. Detroit, Dec. 21...Started at SLB in season finale at Atlanta, 1/3/16, posting three tackles (one solo).

**COLLEGE** – Played at Washington from 2010-14...Posted career totals in 44 games with 38 starts of 206 tackles (140 solo), 36 sacks, six passes defended, seven forced fumbles and one fumble recovery...As a senior in '14, was just the fifth unanimous All-American in UW history and a finalist for five postseason awards, starting all 14 games and posting 72 tackles, leading the nation with a school-record 19 sacks, a

school-record 25 tackles for loss - ranked second in nation, two passes defended, three forced fumbles and one fumble recovery...In 2013, earned first-team Academic All-Pac-12 and second-team All-Pac-12 honors as he started every game and finished with 13 sacks, tied before his record-setting 2014 campaign for second-most in school history...Missed entire 2012 campaign with a knee injury suffered early in fall camp...Started first four games at defensive end in 2011 before suffering a season-ending knee injury and made 15 tackles (eight solo) and one sack...Played in all 13 games as true freshman in 2010 and started final seven games at defensive end and recorded 49 tackles, including eight for loss, three sacks, one pass defended and one forced fumble.

**PERSONAL** – Named the state Defensive Player of the Year by the *Honolulu Star-Bulletin* at Kahuku (Hau'ula, Hi.) HS...Earned the state's Co-Defensive Player of the Year from the *Honolulu Advertiser* in 2009...Led Kahuku to a 12-1 record and a spot in the state championship game...Won the Oahu Interscholastic League's Red Division title as well as the overall OIA championship...Also played tight end...As a junior, helped Red Raiders to a 10-2 record and another berth in state title game...Also participated in both wrestling and judo, where he was a league champion...Volunteered in team's annual 2015 Thanksgiving turkey giveaway...Legally changed his last name prior to the start of the 2013 season at the University of Washington, taking the last name Kikaha from his mother's side of his family...Previously went by the last name of Jamora.

## WORTH NOTING

### IMPACT DEFENSIVE PLAYS BY NFL ROOKIES IN 2015

Rk.	Player, Team	No.
1.	Preston Smith, Was.	12
2.	<b>Hau'oli Kikaha, NO*</b>	9
3.	Kwon Alexander, TB	8
4t.	Jordan Hicks, Phi.	7
4t.	Vic Beasley, Atl.	7

\*Impact Play = Sacks + Forced Fumbles + INTs + Fumble Recoveries

### 2015 FORCED FUMBLE LEADERS

1.	Jamie Collins, NE	5
2.	<b>Hau'oli Kikaha, NO*</b>	4
	Ezekiel Ansah, Det.	4
	Jasper Brinkley, NYG	4
	Thomas Davis, Car.	4
	Chandler Jones, NE	4
	Von Miller, Den.	4
	Jabaal Sheard, NE	4
	Cameron Wake, Mia.	4
	K.J. Wright, Sea.	4

\*Rookie




## HAU'OLI KIKAHA

Year	Team	GP	GS	Tot	TACKLES			Yds	INTERCEPTIONS					FUMBLES		
					Solo	Asst	Sk		No	Yds	Lg	TD	PD	FF	FR	Yds
2015	New Orleans	15	10	56	41	15	4.0	25.0	0	0	0	0	1	4	1	0
<b>NFL Totals</b>		<b>15</b>	<b>10</b>	<b>56</b>	<b>41</b>	<b>15</b>	<b>4.0</b>	<b>25.0</b>	<b>0</b>	<b>0</b>	<b>0</b>	<b>0</b>	<b>1</b>	<b>4</b>	<b>1</b>	<b>0</b>

**ADDITIONAL STATISTICS: Special Teams Tackles** — (2015, 3) **Total: 3.**

**CAREER HIGHS: Tackles** — 9, at Carolina (9/27/15); **Solo Tackles** — 7, vs. Tampa Bay (9/20/15); **Sacks** — 1 (4x), last vs. Atlanta (10/15/15); **Interceptions** — 0; **Passes Defensed** — 1, at Indianapolis (10/25/15); **Forced Fumbles** — 1 (4x), last vs. Detroit (12/21/15); **Fumble Recoveries** — 1, vs. Detroit (12/21/15); **Special Teams Tackles** — 1 (3x), last vs. N.Y. Giants (11/1/15).



## JAMES LAURINAITIS

### 53 LB

**HEIGHT: 6-2**    **WEIGHT: 248**  
**COLLEGE: OHIO STATE**  
**JOINED SAINTS: UFA-16 (STL)**  
**NFL EXPERIENCE: 8**  
**BORN: 12/3/86**



**NFL CAREER** – The durable and dependable Laurinaitis comes to New Orleans after starting every game of his professional career over seven years with the St. Louis Rams. He wrapped up his Rams stint as the team’s all-time leading tackler (1,015), leading the club in stops in each of his first four seasons, while finishing second from 2013-15. Entering his eighth year and first with the Black and Gold in 2016, he has yet to record a season in which he has posted less than 100 tackles. In addition to his tackle total, he’s also posted 16.5 sacks, 10 interceptions, 37 passes defensed, four forced fumbles and seven fumble recoveries over 112 games. The only player in the NFL with 15 or more sacks and 10 or more interceptions since coming into the league in 2009, the former Ohio State standout looks to bring leadership and a veteran presence to a young Saints unit.

**CAREER TRANSACTIONS** – Agreed to terms with the New Orleans Saints on a three-year contract, 3/17/16; Released by Rams, 2/19/16; Signed a five-year contract extension with Rams, 9/8/12; Signed by Rams to a four-year contract, 7/29/09; Selected by the St. Louis Rams in the second round (35th overall) of the 2009 NFL Draft, 4/25/09.

**2015** – Started at middle linebacker in all 16 games extending his overall streak to 112, the second-longest current streak among NFL linebackers, finishing with 114 tackles (80 solo), one sack, one interception, one pass defensed and three forced fumbles...Posted nine tackles (four solo) vs. Pittsburgh, Sept. 27, becoming the Rams’ all-time leading tackler with 921 career stops, passing Pro Football Hall of Famer Merlin Olsen’s previous mark of 915 set in 1976...Recorded five tackles (three solo), a forced fumble and a sack at Arizona, Oct. 4...Tallied nine



# VETERANS

tackles (five solo) at Green Bay, Oct. 11, and intercepted Packers QB Aaron Rodgers, ending his perfect streak of 586 pass completions without a pick at Lambeau Field...Posted five tackles (four solo) and a safety vs. San Francisco, Nov. 1...Posted 11 tackles (eight solo) and a forced fumble at Baltimore, Nov. 22...Posted six stops (five solo), reaching the 100 tackle mark for seventh straight season and hit the 1,000 career tackle mark vs. Tampa Bay, Dec. 17. Also added one forced fumble. **2014** – Started all 16 games for sixth consecutive season and finished second on team in tackles with 168 (86 solo), his second-highest career mark...Split team lead with nine tackles (five solo) at Tampa Bay, Sept. 14...Posted team-leading 14 tackles (eight solo) vs. Dallas, Sept. 21...Registered 12 tackles (six solo) and recovered one fumble vs. San Francisco, Oct. 13...Recorded team-best 11 tackles (six solo) at Kansas City, Oct. 26...Recovered a fumble of 49ers QB Colin Kaepernick at the goal line to seal the win at San Francisco, Nov. 2. Added 10 tackles (five solo) and a sack...Posted 11 tackles (nine solo) and a sack of Broncos QB Peyton Manning vs. Denver, Nov. 16...Recorded a team-leading and season-high 15 tackles (seven solo) at San Diego, Nov. 23...Sacked Redskins QB Colt McCoy for a six-yard loss at Washington, Dec. 7. Also added a split-sack, six tackles (three solo) and a pass defended...Notched 11 tackles (eight solo) vs. N.Y. Giants, Dec. 21...Garnered 12 tackles (four solo) vs. Arizona, Dec. 11...Posted 11 tackles (six solo) at Seattle, Dec. 28. **2013** – Voted defensive team captain by his teammates for the second consecutive season...Started all 16 games, finishing the season with 144 tackles (104 solo), a career-high 3.5 sacks, two interceptions, eight passes defended and two fumble recoveries...Carl Ekern Spirit of the Game Award recipient, Rams' team award voted on by his teammates...Tied for a team-high 10 tackles (six solo) at Dallas, Sept. 22...Led the team with a season-high 13 tackles (11 solo) vs. San Francisco, Sept. 26. Added two passes defended...Picked off Jaguars QB Blaine Gabbert in end zone on a fourth-and-goal from St. Louis' own two-yard line vs. Jacksonville, Oct. 6. Also added a team-best 10 tackles (seven solo)...Registered eight tackles (five solo) at Houston, Oct. 13. Also recovered a fumble and returned it 43 yards to set up a K Greg Zuerlein field goal...Tallied a team-high 12 tackles (nine solo) and a sack of Panthers QB Cam Newton at Carolina, Oct. 20...Collected a sack of Titans QB

## 2015 GAME BY GAME

### DEFENSE

	GP	ST	SOLO	AST	TOT	SACK/YDS	INT/YDS	PD	FF	FR
9/13 SEA	X	X	6	1	7	0	0	0	0	0
9/20 @WAS	X	X	3	3	6	0	0	0	0	0
9/27 PIT	X	X	4	5	9	0	0	0	0	0
10/4 @ARI	X	X	3	2	5	1	4	0	1	0
10/11 @GB	X	X	5	4	9	0	0	1	1	0
10/25 CLE	X	X	6	2	8	0	0	0	0	0
11/1 SF	X	X	4	1	5	0	0	0	0	0
11/8 @MIN	X	X	8	1	9	0	0	0	0	0
11/15 CHI	X	X	6	1	7	0	0	0	0	0
11/22 @BAL	X	X	8	3	11	0	0	0	0	1
11/29 @CIN	X	X	8	3	11	0	0	0	0	0
12/6 ARI	X	X	2	1	3	0	0	0	0	0
12/13 DET	X	X	5	2	7	0	0	0	0	0
12/17 TB	X	X	5	1	6	0	0	0	0	1
12/27 @SEA	X	X	4	2	6	0	0	0	0	0
1/3 @SF	X	X	3	2	5	0	0	0	0	0
<b>2015 Season</b>	<b>16</b>	<b>16</b>	<b>80</b>	<b>34</b>	<b>114</b>	<b>1</b>	<b>4</b>	<b>1</b>	<b>0</b>	<b>3</b>





Jake Locker vs. Tennessee, Nov. 3. Added team-high nine tackles (eight solo)... Intercepted Colts QB Andrew Luck at Indianapolis, Nov. 10. Added a team-best nine tackles (five solo) and a pass defended... Tallied 10 tackles (eight solo), a pass defended and a fumble recovery vs.

Chicago, Nov. 24... Recorded a season-high 16 tackles (10 solo) at San Francisco, Dec. 1.

Eclipsed 100 tackles for fifth consecutive year... Posted seven tackles (four solo) vs. Tampa Bay, Dec. 22. Added 1.5 sacks

for his first career multi-sack game... Totaled 10 tackles (six solo) at Seattle, Dec. 29. **2012** – Led Rams with a career-high 174 tackles (132 solo), his fourth consecutive season with at least 100 stops... Also had two interceptions, eight passes defended and a fumble recovery... Led the team with 15 tackles, including seven solo at Detroit, Sept. 9... Started the 50th game of his career vs. Washington, Sept. 16, posting a team-best 14 tackles (10 solo)... Registered a team-leading 14 tackles, including nine solo at Chicago, Sept. 23... Led the club with 13 tackles, seven of which were solo vs. Seattle, Sept. 30... Amassed 11 tackles (nine solo) and his first sack of the season vs. Arizona, Oct. 4... Tallied 14 tackles, including a career-high 13 solo tackles vs. Green Bay, Oct. 21... Led the team in tackles with 15 (11 solo) vs. N.Y. Jets, Nov. 18... Registered 16 tackles, establishing a new career-high with 14 solo stops at Arizona, Nov. 25. Added one pass defended, as well as first interception of the season... Recovered first fumble of the season at Buffalo, Dec. 9. Added three solo tackles and a pass defended... Totaled 13 tackles (11 solo), an interception and a career-high two passes defended at Tampa Bay, Dec. 23... Recorded eight tackles, including four solo in the team's season finale at Seattle, Dec. 30. **2011** – Led the team in tackles for third consecutive season, bringing in 142 (101 solo), marking third consecutive season with 100 or more tackles... Played a team-high 1,052 snaps... Tallied a fumble recovery to extend the Rams' streak of consecutive games with at least one takeaway to seven vs. Philadelphia, Sept. 11. Added six tackles (four solo) and two passes defended... Led the team in tackles with 11 (seven solo) at New York Giants, Sept. 19... Intercepted QB Rex Grossman, his fourth career interception vs. Washington, Oct. 2. Added five tackles (four solo) and one pass defended... Tallied first sack of season vs. New Orleans, Oct. 30, and posted a team-leading 11 tackles (seven solo) and two passes defended... Collected a sack of QB Colt McCoy in the fourth quarter at Cleveland, Nov. 13. Added 10 tackles (seven solo) and a pass defended... Split the team lead and collected a season-high 12 tackles, including 10 solo vs. Seattle, Nov. 20... Notched eight tackles (seven solo), his fifth career interception and a pass defended vs. Arizona, Nov. 27... Recorded a sack of QB Alex Smith, the seventh of his career at San Francisco, Dec. 4. Tallied 11 tackles, including 10 solo... Led club in tackles with 12 (nine solo) and a pass defended at Seattle, Dec. 12... Posted a team-best 13 tackles (nine solo) at Pittsburgh, Dec. 24... Totaled a team-leading 11 tackles (six solo) vs. San Francisco, 1/1/12. **2010** – Led the team in

## WORTH NOTING

### CONSECUTIVE STARTS BY NFL LINEBACKERS

1.	David Harris	116
2.	<b>James Laurinaitis</b>	<b>112</b>
3.	Lawrence Timmons	85

### INTERCEPTIONS BY NFL LINEBACKERS SINCE 2009

1.	Paul Posluszny	13
2t.	Sean Lee	12
2t.	DeAndre Levy	12
4.	Luke Kuechly	11
5t.	<b>James Laurinaitis</b>	<b>10</b>
5t.	Karlos Dansby	10
5t.	Derrick Johnson	10

tackles for the second consecutive season after finishing with 129 (90 solo) while starting all 16 games... Contributed a career-high three sacks and added an interception and seven passes defended... Tied for team lead in tackles with 10 (eight solo) at Oakland, Sept. 19. Added his first sack of the season... Intercepted QB Matt Moore's first pass of the game vs. Carolina, Oct. 31. Added a sack of Moore, his second of the season and 10 tackles (eight solo)... Led the club with a season-high 15 tackles, including eight solo vs. Atlanta, Nov. 21... Posted a team-leading 12 tackles (eight solo) and added one pass defended vs. Kansas City, Dec. 19... Registered 10 tackles (seven solo) and one fumble recovery at Seattle, 1/2/11.

**2009** – Started 16 games at middle linebacker, finishing his rookie season as the team-leader with 144 tackles (96 solo), becoming only the second rookie in team history to lead the club in stops, what was the most by a Rams rookie. Led or tied for team lead in stops in 7-of-16 contests and recorded double-digit tackles in seven games. Also tallied five tackles for losses on the season, second most on the team... Made NFL debut at Seattle, Sept. 13, recording a forced fumble and recovery, and a team-leading 14 tackles (nine solo), which tied Quinton Culberson's 14 stops at Arizona (12/30/07) as the most tackles by a rookie since LB Pisa Tinoisamoa registered 18 tackles (11 solo) at Detroit (12/28/03)... Picked off Vikings QB Brett Favre, posting his first career interception vs. Minnesota, Oct. 11. Added a team-best 11 tackles (eight solo)... Recorded an interception in his second consecutive game at Jacksonville, Oct. 18, returning it 21 yards. Also tied for the team lead with 10 tackles (four solo)... Led team with a career-high 17 tackles (13 solo) vs. Arizona, Nov. 22, the most by a Ram since Tinoisamoa tallied 18 (11 solo) at Detroit (12/28/03)... Notched his first career sack, taking down Seahawks QB Matt Hasselbeck vs. Seattle, Nov. 29. Added nine tackles, including seven solo... Registered his second sack of the season with an eight-yard takedown of Smith vs. San Francisco, 1/3/2010. Also logged six tackles (four solo) and a pass defended.

**COLLEGE** – Started his last 39-of-51 career games at Ohio State, finishing his collegiate career with 375 tackles, seventh in school history... Only the 14th player in OSU history to record over 300 career tackles... Led team in tackles in three seasons (2006-08), becoming the fourth player in school history to do so... Two-time team captain (2007-08) and is only the seventh Buckeye to be elected captain twice... Earned first-team All-America and All-Big 10 Conference honors as a senior, junior and sophomore... As a senior, awarded the Ronnie Lott Trophy, given to college football's defensive impact player of the year... Recipient of Lowe's Senior CLASS Award... Registered a career-high 130 tackles in senior campaign, to go along with four sacks, two interceptions and one forced fumble... Ranked second in the Big Ten and 14th nationally with an average of 10.0 tackles per game... As a junior, received Big 10 Defensive Player of the Year after recording 121 tackles (51 solo), five sacks, two interceptions and one fumble recovery over 13 starts... Named Academic All-Big 10... Recipient of the Butkus Award, given to the nation's top linebacker, joining Andy Katzenmoyer (1997) as the only Buckeyes ever to win the award... Earned First-team All-America selection by multiple outlets as a sophomore after starting all 13 games for the first time and posting 115 tackles, four sacks, five interceptions, three forced fumbles and a fumble recovery... Received first-team All-Big 10 honors and was recipient of the Nagurski Award, given to nation's best defensive player... Finalist for Butkus and Bednarik Awards... As a freshman, appeared in 12 games and registered nine tackles... Graduated with a degree in communications.



# VETERANS


**PERSONAL** – Named Minnesota’s “Defensive Mr. Football” as senior at Plymouth Wayzata (Minn.) HS...Recorded 193 tackles during senior season, helping his team to the Minnesota Class 5A state championship game...All-State and All-Conference honors as a junior...Excelled in hockey and was considered a possible second- or third-round pick in NHL Draft after high school...Father, Joe Laurinaitis, was a popular professional wrestler known as “Animal” of the Legion of Doom/Road Warriors...Participated in numerous community initiatives in St. Louis, including serving as the honorary chair for Make-A-Wish Celebrity Server dinner, Athletes for Animals, St. Patrick Center Sports Trivia, Love Your Melon at Mercy and the St. Patrick Center Irish Open...Also partnered with Aim High St. Louis, a tuition-free personal and academic enrichment program for motivated middle school students, most of whom come from challenging circumstances or environments.

## JAMES LAURINAITIS

Year	Team	GP	GS	Tot	TACKLES			Yds	INTERCEPTIONS					FUMBLES		
					Solo	Asst	Sk		No	Yds	Lg	TD	PD	FF	FR	Yds
2009	St. Louis	16	16	144	96	48	2.0	15.0	2	28	21	0	3	1	0	0
2010	St. Louis	16	16	129	90	39	3.0	22.0	1	4	4	0	7	0	1	0
2011	St. Louis	16	16	142	101	41	3.0	24.0	2	15	15	0	8	0	1	0
2012	St. Louis	16	16	174	132	42	0.5	3.0	2	18	18	0	8	0	1	0
2013	St. Louis	16	16	144	104	40	3.5	26.5	2	9	9	0	8	0	2	0
2014	St. Louis	16	16	168	86	82	3.5	24.0	0	0	0	0	2	0	2	17
2015	St. Louis	16	16	114	80	34	1.0	4.0	1	0	0	0	1	3	0	0
<b>NFL totals</b>		<b>112</b>	<b>112</b>	<b>1,015</b>	<b>689</b>	<b>326</b>	<b>16.5</b>	<b>118.5</b>	<b>10</b>	<b>74</b>	<b>21</b>	<b>0</b>	<b>37</b>	<b>4</b>	<b>7</b>	<b>17</b>

**ADDITIONAL STATISTICS:** Safeties — 1, vs. San Francisco (11/1/15).

**CAREER HIGHS:** Tackles — 17, vs. Arizona (11/22/09); Solo Tackles — 14, at Arizona (11/25/12); Sacks — 1.5 (2x), last at Washington (12/7/14); Interceptions — 1 (10x), last at Green Bay (10/11/15); Long Interception Return — 21, at Jacksonville (10/18/09); Int. Ref. for TD — 0; Passes Defensed — 2 (4x), last vs. San Francisco (9/26/13); Forced Fumbles — 1 (4x), last vs. Tampa Bay (12/17/15); Fumble Recoveries — 1 (7x), last at San Francisco (11/2/14); Safeties — 1, vs. San Francisco (11/1/15).



## TIM LELITO

### 68 G

HEIGHT: 6-4      WEIGHT: 315  
 COLLEGE: GRAND VALLEY STATE  
 JOINED SAINTS: FA-13  
 NFL EXPERIENCE: 4  
 BORN: 7/21/89



**NFL CAREER** – Originally signed by New Orleans as a free agent following the 2013 NFL Draft out of Grand Valley State, this lineman proved the jump was not too big from Division II to the NFL as he earned a roster spot out of training camp and has appeared in 47 games since with two starts at center, 11 at left guard and two at right guard. In 2015, Lelito opened the season as the team’s starting left guard, making nine straight starts at the position. He played in 15 games with 13 starts in 2015. Possessing the versatility to play either guard or center, Lelito showed that ability by switching over to right guard for two contests in 2015.





**CAREER TRANSACTIONS** – Re-signed to a one-year contract (RFA), 4/21/16; Agreed to terms as an undrafted free agent, 4/28/13.

**2015** – Appeared in 15 games with 13 starts, missing just one contest (shoulder). Opened the season as the team’s starting LG, making nine consecutive starts there to start the season. Started two games at right guard in place of injured starter Jahri Evans...Made his first career start at LG in the opener at Arizona, Sept. 13...Started at LG vs. Jacksonville, Dec. 27, blocking for an offense that gained 537 total net yards and surrendered only one sack...Started at LG in finale at Atlanta, 1/3/16, as part of an offensive line that did not surrender a sack. **2014** – Played in all 16 games for second consecutive season with two starts at C... Opened first career contest at C in place of an injured Jonathan Goodwin, vs. Green Bay, Oct. 26, and blocked for an offense that recorded 193 rushing yards and 302 net yards passing (495 total net yards)...Four days later, opened Thursday night contest at Carolina, Oct. 30, where Mark Ingram had his second consecutive 100-yard rushing game. **2013** – Appeared in all 16 regular season games with two starts at RG and played on special teams in two postseason contests...Received first career start in place of an injured Evans vs. Arizona, Sept. 22, blocking for an offense that gained 423 total net yards, including 104 rushing...Played at RG after Evans left with an injury vs. San Francisco, Nov. 17, as part of a fourth quarter come-from-behind 23-20 win over 49ers...Received second career start at Atlanta, Nov. 21, following participation in only one short practice that week in place of Evans for a unit that gained 103 yards on the ground and surrendered only one sack. Received a team game ball for his inspirational performance, five days after the death of his grandmother, Ardis Lelito, who with his grandfather adopted him at four years old and raised him and younger brother, Jeffrey.

**COLLEGE** – Started 45 consecutive games for Grand Valley State and was a two-time first-team All-Great Lakes Intercollegiate Athletic Conference selection...As a senior, helped the Lakers rank second in conference in total offense (474.4) and scoring offense (41.9) while he was named GLIAC Offensive Line-man of the Year...As a junior, part of an offensive line that led the GLIAC and ranked sixth nationally in fewest sacks allowed (10)...Graduated with a bachelor’s degree in physical education.

**PERSONAL** – Prepped at St. Clair (Mich.) HS, where he was *Detroit Free Press* All-State and *AP* All-State honorable mention as a junior and senior...Two-time Macomb Area Conference and All-Metro East selection...Earned four letters and all-state honors in track and field and one letter in basketball...Served as a coach in the Louisiana Legislature’s 2015 “Truce For The Troops” charity flag football game, which raised over \$20,000 for the families of four national guardsmen who lost their lives in a March plane crash on the Florida Gulf Coast...Participated in a Saints/Progressive Waste Solutions Junior Training Camp at Airline Park Academy in the 2014 offseason and during the season visited with students at Morris Jeff Community School as part of the club’s Rotolo’s Literacy Program...In 2015 offseason, discussed the importance of time management, leadership development and character building to students at Warren Easton High School in an event sponsored by the Saints and the Louisiana National Guard...The past three years, has hosted “Lelito’s Legacy” camps for youth in his home-



# VETERANS


town of St. Clair, adding a charity golf tournament to the camp in 2016...Hosted softball tournaments and games with his teammates in 2015 and 2016 to benefit local charities...Born Tim Scott Lelito on July 21, 1989 in Rochester, Mich.

## TIM LELITO

Games Played/Started: New Orleans — (2013, 16/2); (2014, 16/2); (2015, 15/13) Totals: 47/17

### POSTSEASON

Games Played/Started: New Orleans — (2013, 2/0) Totals: 2/0



## KEENAN LEWIS

21 CB

HEIGHT: 6-1      WEIGHT: 208  
COLLEGE: OREGON STATE  
JOINED SAINTS: UFA-13 (PIT)  
NFL EXPERIENCE: 8  
BORN: 5/17/86



**NFL CAREER** – Signed by the Saints as an unrestricted free agent from the Pittsburgh Steelers at the start of 2013 free agency, Lewis started every contest his first two seasons with the club before a hip injury limited him to six games in 2015. Before being placed on Injured Reserve prior to the team’s Week 12 contest at Houston, Lewis posted seven solo tackles and one pass defended. Over the course of his seven-year NFL career, Lewis has appeared in 83 games with 49 starts and has registered 195 tackles (163 solo), seven interceptions, 57 passes defended and one forced fumble.

**CAREER TRANSACTIONS** – Placed on Injured Reserve (hip), 11/26/15; Signed by Saints to a five-year contract (UFA-PIT), 3/14/13; Re-signed by Pittsburgh to a one-year contract (RFA), 4/16/12; Received restricted free agent tender from Pittsburgh, 3/12/12; Placed by Pittsburgh on Injured Reserve (back), 12/29/09; Signed by Pittsburgh to a three-year contract, 6/12/09; Selected by Pittsburgh Steelers in the third round (96th overall) of the 2009 NFL Draft.

**HONORS** – **2012:** *USA Today* All-Joe.

**2015** – Limited to just six games on the season due to a hip injury, recording seven solo tackles and one pass defended. Placed on Injured Reserve prior to the team’s Week 12 matchup at Houston, Nov. 29...Inactive (hip) in team’s first three games...Made 2015 debut, posting one tackle vs. Dallas, Oct. 4...Recorded a tackle and a pass defended at Philadelphia, Oct. 11...Posted two solo tackles vs. Atlanta, Oct. 15...Inactive (hip) at Indianapolis, Oct. 25...Registered a solo tackle vs. N.Y. Giants, Nov. 1...Tallied two solo tackles at Washington, Nov. 15.

**2014** – Was the only member of the Saints secondary to start all 16 games for



the second consecutive season...Recorded 37 tackles (29 solo), tied for team lead with two interceptions and added a club-best 13 passes defended...Had four solo tackles at Cleveland, Sept. 14, as the secondary surrendered only 202 net passing yards...Had one tackle, one interception and two passes defended at Detroit, Oct. 19...Despite not recording a pick, finished with possibly his most dominating contest of season at Carolina, Oct. 30, when he posted four tackles and three passes defended, as the Saints surrendered only 122 net yards passing...Had two tackles, a fourth quarter interception and one pass defended as New Orleans surrendered a season-low 97 net passing yards in season finale at Tampa Bay, Dec. 28. **2013** – Started all 16 regular season games and both postseason contests for the NFL's fourth-ranked defense in both opponent net yards and scoring and also second against the pass. In the regular season, finished with 40 tackles (33 solo), a career-high and team-leading four interception returns for 34 yards and nine passes defended. His pick total was tied for eighth in the NFC and 11th in NFL. In the postseason, made seven tackles (six solo) and two passes defended...In the season opener vs. Atlanta, Sept. 8, produced three tackles (two solo)...Added three tackles (one solo) at Tampa Bay, Sept. 15 in a defensive effort where the Buccaneers managed only 113 net yards passing...Totaled two solo tackles, one pass defended and his first interception as a Saint which he returned for a career-long 20 yards vs. Arizona, Sept. 22...Produced three tackles (two solo) and one pass defended vs. Chicago, Oct. 6...Totaled a season-high six tackles, one interception and one pass defended at New England, Oct. 13...Produced three solo tackles and one interception vs. Buffalo, Oct. 27...Totaled four tackles (three solo) as the defense yielded 140 passing yards at N.Y. Jets, Nov. 3...Totaled one solo tackle as defense gave up a season-low 104 net passing yards vs. Dallas, Nov. 10...Produced a solo tackle and a pass defended as the defense held 49ers to 115 net passing yards vs. San Francisco, Nov. 17...Totaled one solo tackle at Atlanta, Nov. 21...Posted two solo tackles at Seattle, Dec. 2...Posted three solo tackles and one pass defended as Panthers mustered only 160 net passing yards vs. Carolina, Dec. 8...Recorded one solo tackle and a season-high two passes defended at St. Louis, Dec. 15...Added two solo tackles as Panthers were held to 141 net passing yards and 13 completions at Carolina, Dec. 22...Totaled three tackles, one interception and one pass defended in regular season finale vs. Tampa Bay, Dec. 29...In his first NFL postseason career start in NFC Wild Card Playoff at Philadelphia, 1/4/14, totaled a postseason career-high six solo tackles and a pass defended...Recorded an assisted tackle and a pass defended in NFC Divisional Playoff at Seattle, 1/11/14. **2012** – Started all 16 games at LCB for Steelers, who ranked first in NFL in opponent net yards per game and opponent net passing yards per game. Led league with 28 passes defended. Finished fourth on team with 78 tackles (63 solo) while also adding a forced fumble and two special teams stops...Part of a stellar defensive effort in 27-10 win vs. N.Y. Jets, Sept. 16, where the Steelers surrendered only 219 total net yards, 129 through the air, as he added two solo tackles...Forced first career fumble when he tackled and stripped Eagles WR DeSean Jackson in a 16-14 win vs. Philadelphia, Oct. 7, also contributing four stops (three solo) and one pass defended...Set career-high with four passes defended at Tennessee, Oct. 11...As part of stellar defensive effort in a 24-17 win at Cincinnati, Oct. 21, when Steelers surrendered only 185 yards, including a season-low 105 through the air, Lewis finished with four solo tackles and two passes defended...Recorded two solo stops and three passes defended in standout defensive performance in 27-12 win vs. Washington, Oct. 28, when



Steelers surrendered only 169 passing yards...Had two tackles (one solo) and three passes defended as part of a dominant defensive performance that allowed only 114 yards through the air in 24-20 win at N.Y. Giants, Nov. 4...Tied for the team lead with 10 tackles (8 solo), helping a defense that limited Ravens to 200 total net yards vs. Baltimore, Nov. 18...Registered 10 stops again and a pass defended, leading a secondary that limited the Browns to only 130 net passing yards at Cleveland, Nov. 25...Part of a secondary that held Joe Flacco to a 61.9 rating and only 188 passing yards at Baltimore, Dec. 2...Led Steelers with three passes defended and also recorded seven tackles at Dallas, Dec. 16...Recorded six tackles and two passes defended vs. Cincinnati, Dec. 23. **2011** – Played in all 16 games for first time, making his first career start at Indianapolis, Sept. 25. Also saw action in the postseason contest. Finished with 31 tackles (29 solo), an interception, five passes defended and four special teams stops...Starting at Indianapolis as a nickel corner, had five tackles as part of a standout defensive effort that held the Colts to only 153 net yards passing...Recorded four tackles as part of a defense that held Jaguars to only 109 passing yards vs. Jacksonville, Oct. 16...Registered three stops as part of a defensive effort that held the Patriots to only 198 yards passing vs. New England, Oct. 30...Recorded first career interception, picking off Tyler Palko at the Pittsburgh 14-yard line with 28 seconds left to seal Monday night win at Kansas City, Nov. 27...Registered a special teams tackle in the NFC Wild Card Playoff Game at Denver, 1/8/12. **2010** – Saw action on special teams and defense in nine regular season games. Finished with two defensive tackles, eight coverage stops and a forced fumble on special teams. Saw action at CB and special teams for all three playoff contests, recording one special teams stop...Had two special teams tackles at Miami, Oct. 24...Made one special teams tackle vs. Oakland, Nov. 21...Saw action in both the secondary and on special teams and posted two tackles and forced one fumble on coverage units at Buffalo, Nov. 28...Finished with the first two defensive tackles and his first career pass defended at Cleveland, 1/2/11, in addition to three special teams stops as part of a defense that forced three turnovers...Had one special teams tackle in the AFC Divisional Playoff game vs. Baltimore, 1/15/11. **2009** – Appeared in four games on special teams and made one tackle...Made NFL debut vs. Tennessee, Sept. 10...Recorded a special teams tackle at Kansas City, Nov. 22...Placed on injured reserve (back), Dec. 29.

**COLLEGE** – Played in 50 games with 48 starts at Oregon State and totaled 117 tackles (81 solo), one sack for a three-yard loss and five stops for losses of 20 yards...Forced one fumble and deflected 30 passes...Gained 72 yards on seven interceptions (10.3 avg.) including one touchdown...Was a four-time Academic All-Pac-10 honoree...As a senior in 2008, was an All-Pac-10 first-team choice as he started all 13 games at LCB, leading team with four interception returns for 29 yards, including a touchdown...Also recorded 35 tackles (27 solo) with a stop for a three-yard loss and deflected nine passes as part of a Beavers unit ranked second in the Pac-10 in total defense (312.2 ypg.) and third in pass defense (180.9 ypg.)...As a junior in 2007, started 11 games at LCB and led the team with three interception returns for 43 yards...Also added 15 tackles (12 solo) and deflected two passes...As sophomore in 2006, started 13 games at LCB and collected 22 tackles (17 solo) including a sack and two stops for loss...Finished second on the team with eight passes defended...As freshman in 2005, was All-American third-team selection by *College Football News*, taking over LCB with 11 starts and recorded 45 tackles (25 solo), two stops for a loss, a forced fumble, and a career-



# VETERANS

high and team-best 11 passes defended...Redshirted in 2004...Received a bachelor's degree in exercise and sport science.

**PERSONAL** – Attended O. Perry Walker (New Orleans) HS...Both a high school and Steelers teammate of Baltimore Ravens WR Mike Wallace...Rated as one of the top 100 cornerback prospects in the country by *Rivals.com*...First-team All-Metro and All-League choice as a senior...Made 75 tackles with four sacks and seven interceptions and returned five punts for 180 yards and five kickoffs for 150 yards...Posted 71 tackles with two interceptions as a junior and recorded 54 tackles as a sophomore...Graduated with academic honors, attaining a 3.27 GPA...Kicked off his Keenan Lewis foundation in 2014 by hosting a free youth football camp and school supplies giveaway that benefitted children of low-income families in the greater New Orleans area...Prior to Christmas, 2014, donated dinners to local Westbank families in need...In March, 2015, Lewis teamed up with Winn-Dixie to hold a field trip for local elementary students at the Louisiana Children's Museum, where he read Dr. Seuss' "Green Eggs and Ham" to them. In 2015, delivered a Wilson Golden Football to Landry-Walker High School, which merged with his alma mater, O. Perry Walker, as part of the NFL's Super Bowl High School Honor Roll initiative, which recognizes schools and communities that contributed to Super Bowl history.

## KEENAN LEWIS

Year	Team	GP	GS	Tot	TACKLES				Yds	INTERCEPTIONS					FUMBLES			
					Solo	Asst	Sk			No	Yds	Lg	TD	PD	FF	FR	Yds	
2009	Pittsburgh	4	0	0	0	0	0.0	0.0	0	0	0	0	0	0	0	0	0	0
2010	Pittsburgh	9	0	2	2	0	0.0	0.0	0	0	0	0	1	0	0	0	0	0
2011	Pittsburgh	16	1	31	29	2	0.0	0.0	1	9	9	0	5	0	0	0	0	0
2012	Pittsburgh	16	16	78	63	15	0.0	0.0	0	0	0	0	28	1	0	0	0	0
2013	New Orleans	16	16	40	33	7	0.0	0.0	4	34	20	0	9	0	0	0	0	0
2014	New Orleans	16	16	37	29	8	0.0	0.0	2	2	2	0	13	0	0	0	0	0
2015	New Orleans	6	0	7	7	0	0.0	0.0	0	0	0	0	1	0	0	0	0	0
<b>NFL totals</b>		<b>83</b>	<b>49</b>	<b>195</b>	<b>163</b>	<b>32</b>	<b>0.0</b>	<b>0.0</b>	<b>7</b>	<b>45</b>	<b>20</b>	<b>0</b>	<b>57</b>	<b>1</b>	<b>0</b>	<b>0</b>	<b>0</b>	<b>0</b>
<b>Saints totals</b>		<b>38</b>	<b>32</b>	<b>84</b>	<b>69</b>	<b>15</b>	<b>0.0</b>	<b>0.0</b>	<b>6</b>	<b>36</b>	<b>20</b>	<b>0</b>	<b>23</b>	<b>0</b>	<b>0</b>	<b>0</b>	<b>0</b>	<b>0</b>

**ADDITIONAL STATISTICS:** Special Teams Tackles — (2009, 1); (2010, 8); (2011, 4); (2012, 2) **Total: 15;** Special Teams Forced Fumbles — (2010, 1) **Total: 1.**

**CAREER HIGHS:** Tackles — 10 (2x), last at Cleveland (11/25/12); Solo Tackles — 9, vs. Cleveland (11/25/12); Interceptions — 1 (7x), last at Tampa Bay (12/28/14); Longest Interception — 20, vs. Arizona (9/22/13); Passes Defended — 4, at Tennessee (10/11/12); Forced Fumbles — 1, vs. Philadelphia (11/5/12); Fumble Recoveries — 0; Special Teams Tackles — 3, at Cleveland (1/3/11); Special Teams Forced Fumbles — 1, at Buffalo (11/28/10); Special Teams Fumble Recoveries — 0.

### POSTSEASON

Year	Team	GP	GS	Tot	TACKLES				Yds	INTERCEPTIONS					FUMBLES			
					Solo	Asst	Sk			No	Yds	Lg	TD	PD	FF	FR	Yds	
2010	Pittsburgh	3	0	0	0	0	0.0	0.0	0	0	0	0	0	0	0	0	0	0
2011	Pittsburgh	1	0	0	0	0	0.0	0.0	0	0	0	0	0	0	0	0	0	0
2013	New Orleans	2	2	7	6	1	0.0	0.0	0	0	0	0	0	0	0	0	0	0
<b>NFL totals</b>		<b>6</b>	<b>2</b>	<b>7</b>	<b>6</b>	<b>1</b>	<b>0.0</b>	<b>0.0</b>	<b>0</b>	<b>0</b>	<b>0</b>	<b>0</b>	<b>0</b>	<b>0</b>	<b>0</b>	<b>0</b>	<b>0</b>	<b>0</b>
<b>Saints totals</b>		<b>2</b>	<b>2</b>	<b>7</b>	<b>6</b>	<b>1</b>	<b>0.0</b>	<b>0.0</b>	<b>0</b>	<b>0</b>	<b>0</b>	<b>0</b>	<b>0</b>	<b>0</b>	<b>0</b>	<b>0</b>	<b>0</b>	<b>0</b>

**ADDITIONAL POSTSEASON STATISTICS:** Special Teams Tackles — (2010, 1); (2011, 1) **Total: 2.**

**POSTSEASON CAREER HIGHS:** Tackles — 6, at Philadelphia (1/4/14); Sacks — 0; Interceptions — 0; Int. Ret for TD — 0; Passes Defended — 1 (2x), last at Seattle (1/11/14); Forced Fumbles — 0; Fumble Recoveries — 0; Special Teams Tackles — 1 (2x), last at Denver (1/8/12).





## MICHAEL MAUTI

### 56 LB



HEIGHT: 6-2    WEIGHT: 243  
 COLLEGE: PENN STATE  
 JOINED SAINTS: WAI-15 (MIN)  
 NFL EXPERIENCE: 4  
 BORN: 1/19/90

**NFL CAREER** – This Mandeville native returned to join his hometown team and made solid contributions on both defense and special teams when he was acquired off of waivers from the Minnesota Vikings at the conclusion of the 2015 preseason. The son of former Saints wideout and special teams ace Rich Mauti, Michael Mauti has appeared in 39 career games with two starts in three NFL seasons and has tallied 28 tackles (20 solo), 29 special teams stops and one blocked punt he recovered for a touchdown.

**CAREER TRANSACTIONS** – Claimed by New Orleans Saints off of waivers from the Minnesota Vikings, 9/6/15; Waived by Minnesota, 9/5/15; Placed on Injured Reserve (knee) by Minnesota, 12/10/14; Signed a four-year contract with the Vikings, 5/14/13; Selected by Minnesota in the seventh round of the 2013 NFL Draft (213th overall).

**2015** – After being acquired off of waivers from Minnesota at the conclusion of the preseason, Mauti saw significant action in the club's linebacker rotation and also played an integral role in the special teams units. He played in all 16 contests with two starts and recording a career-high 26 tackles (19 solo), a team-high 12 special teams stops and blocking a punt and recovering it for a touchdown... Recorded two special teams tackles in his Saints home debut vs. Tampa Bay, Sept. 20... Vs. Atlanta, Oct. 15, blocked a punt midway through the first quarter and returned it for a touchdown to put the Saints up 14-0. It was his first career blocked punt, as well as his first career touchdown. Michael and his father, Rich, became the only Saints father-son combination to score touchdowns in Black and Gold. Also added two special teams tackles...Saw action on both defense and on special teams vs. N.Y. Giants, Nov. 1 and made four tackles (two solo) and one special teams stop...Made first career start and also saw action on special teams vs. Tennessee, Nov. 8 and made a career-high eight tackles (career-best six solo) and one special teams stop...Started at SLB and saw action on special teams at Washington, Nov. 15, finishing with four tackles (three solo)...Saw action on defense and on special teams at Houston, Nov. 29 and tied a career-high with eight tackles (six solo)...Saw action on defense and special teams vs. Carolina, Dec. 6 and made one solo tackle and one coverage stop...At Tampa Bay, Dec. 13, played on both defense and special teams and posted one coverage stop...Vs. Detroit, Dec. 21, saw action on defense and on special teams and made one solo tackle and a team-high two coverage stops. **2014** – Inactive for the first two games of the season before playing the next eight contests. Finished the season with four special teams



# VETERANS

tackles (three solo)...Delivered a highlight-reel hit on a punt return on Tampa Bay's Trindon Holliday late in the fourth quarter, Oct. 26, swinging momentum back in Minnesota's favor, helping the Vikings earn a 19-13 overtime victory... Placed on season-ending Injured Reserve, Dec. 10 (knee). **2013** – Made his NFL debut vs. Cleveland, Sept. 22, and was credited with one special teams tackle... Tallied two special teams tackles at Wembley Stadium vs. the Steelers, Sept. 29... Recorded two special teams stops five times during the season...Credited with two tackles at Seattle, Nov. 17, his first defensive stats in the NFL. Tied for third on the team with 13 total special teams tackles. Appeared in 14 games.

**COLLEGE** – Started 22 of the 39 games he played at Penn State...Part of 8-4 PSU team in 2012 that was not eligible for bowl game...Capped college career by being honored with Big Ten's Butkus-Fitzgerald Linebacker of the Year award as a senior, the Nittany Lions' 2012 Outstanding Senior Player Award, serving as co-captain and earned first-Team All-Big Ten honors from both coaches and media, leading the conference with 125 interception return yards and ranking second on team with 95 tackles...Started all four games he played as a junior in 2011...Granted medical redshirt in 2009...Saw action in 13 games as a true freshman in 2008.

**PERSONAL** – Standout at Mandeville (La.) HS and ended career ranked as the nation's #3 MLB prospect by ESPN and ranked #58 overall on the ESPN Top 150...Played in US Army All-American Bowl after high school...Earned Louisiana All-Class 5A honors as senior...Father, Rich, played in the NFL from 1977-84, playing as a wide receiver and special teams contributor in his first seven seasons in New Orleans...In November, 2015, spoke to students at Christ Episcopal School in Covington at their Black and Gold day, discussing goal-setting and overcoming adversity.


## MICHAEL MAUTI

Year	Team	GP	GS	Tot	TACKLES			Yds	INTERCEPTIONS					FUMBLES			
					Solo	Asst	Sk		No	Yds	Lg	TD	PD	FF	FR	Yds	
2013	Minnesota	14	0	2	1	1	0.0	0.0	0	0	0	0	0	0	0	0	0
2014	Minnesota	9	0	0	0	0	0.0	0.0	0	0	0	0	0	0	0	0	0
2015	New Orleans	16	2	26	19	7	0.0	0.0	0	0	0	0	0	0	0	0	0
<b>NFL Totals</b>		<b>39</b>	<b>2</b>	<b>28</b>	<b>20</b>	<b>8</b>	<b>0.0</b>	<b>0.0</b>	<b>0</b>	<b>0</b>	<b>0</b>	<b>0</b>	<b>0</b>	<b>0</b>	<b>0</b>	<b>0</b>	<b>0</b>
<b>Saints Totals</b>		<b>16</b>	<b>2</b>	<b>26</b>	<b>19</b>	<b>7</b>	<b>0.0</b>	<b>0.0</b>	<b>0</b>	<b>0</b>	<b>0</b>	<b>0</b>	<b>0</b>	<b>0</b>	<b>0</b>	<b>0</b>	<b>0</b>

**ADDITIONAL STATISTICS:** Special Teams Tackles — (2013, 13); (2014, 4); (2015, 12) **Total: 29.** Blocked Punts — (2015, 1) **Total: 1.**

**CAREER HIGHS:** Tackles — 8, at Houston (11/29/15); Solo Tackles — 6 (2x), last at Houston (11/29/15); Blocked Punts — 1, vs. Atlanta (10/15/15).





## LUKE McCOWN

7 QB

HEIGHT: 6-4    WEIGHT: 217  
 COLLEGE: LOUISIANA TECH  
 JOINED SAINTS: UFA-13 (ATL)  
 NFL EXPERIENCE: 13  
 BORN: 7/12/81



**NFL CAREER** – Entering his 13th NFL season, McCown has served as Drew Brees’ backup and as the club’s holder for three seasons. Originally a fourth round selection (106th overall) in the 2004 NFL Draft by Cleveland, the former Louisiana Tech standout has played in 62 career games with 10 starts with the Browns, the Tampa Bay Buccaneers, the Jacksonville Jaguars, the Atlanta Falcons and the Saints. He has completed 216-of-356 passes for 2,070 yards with nine touchdowns and a 71.3 rating.

**CAREER TRANSACTIONS** – Re-signed to a two-year contract, 3/16/16; Placed on Injured Reserve (back), 11/1/15; Re-signed to a one-year contract, 2/5/15; Agreed to terms on a one-year contract, 3/26/14; Agreed to terms with New Orleans on a one-year contract (UFA-ATL), 4/1/13; Signed by Atlanta to a one-year contract, 8/28/12; Released by New Orleans, 8/27/12; Signed a one-year contract with New Orleans (UFA-JAX), 6/7/12; Re-signed by Jacksonville to a one-year contract, 2/28/11; Placed on Injured Reserve (knee) by Jacksonville, 9/21/10; Traded to Jacksonville by Tampa Bay in exchange for a conditional draft pick, 9/6/09; Re-signed by Tampa Bay, 2/9/09; Activated from Physically Unable to Perform list by Tampa Bay, 11/3/06; Placed on the Physically Unable to Perform list by Tampa Bay, 8/29/06; Acquired by Tampa Bay from Cleveland, 4/24/05; Signed to a five-year contract by Cleveland, 7/29/04; Selected in the fourth round (106th overall) of the 2004 NFL Draft by Cleveland.

**2015** – Played in eight games with one start and serving as club’s holder for PAT and field goal attempts before being placed on Injured Reserve (back) and completed 32-of-39 passes (81.6%) for 335 yards, one interception and a 91.8 passer rating...Made his 10th career start, first as a Saint and first since 2011 in place of an injured Brees (shoulder) at Carolina, Sept. 27. Completed career-high 31 passes on career-high-tying 38 passes for 310 yards with one interception. After completing 13 passes in the first quarter, eclipsed a previous career-high of 11 completions in an opening quarter. 16-of-17 for 124 yards in the first half, with his 94.1% completion percentage the highest by a Saints QB in the first half since 1991...At Indianapolis, Oct. 25, completed his only pass attempt on successful fake field goal attempt for a 25-yard completion to the Colts one-yard line to set up a touchdown. In the preseason, completed 24-of-35 passes for 323 yards (68.6%) with three touchdowns, zero interceptions and a 126.3 passer rating. **2014** – Played in all 16 games, serving as Brees’ backup and holding for all PAT and field goal attempts... In the preseason, completed 26-of-43 passes (60.5%) for 240 yards with three touchdowns, one interception and a 89.3 passer rating. **2013** – Played in all 16



regular season games and both postseason contests, serving as Brees' backup and holding for all PAT and field goal attempts... Threw an incomplete pass on a fake punt attempt at Carolina, Dec. 22... In the preseason, completed 32-of-49 passes (65.3%) for 378 yards with four touchdowns, one interception and a 107.4 rating.

**2012** – Appeared in two games for Atlanta in relief of Matt Ryan after joining the team at conclusion of the preseason, which he spent with New Orleans. **2011** – Appeared in four games with two starts for Jacksonville, completing 30-of-56 attempts for 296 yards with four interceptions in addition to rushing seven times for 23 yards... Started season opener and completed 17 passes on 24 attempts for 175 yards, also rushing five times for 10 yards vs. Tennessee, Sept. 11... Appeared in relief of Blaine Gabbert and completed 7-of-11 passes for 62 yards vs. Houston, Nov. 27. **2010** – Appeared in one contest, completing 11-of-19 passes for 120 yards in addition to a four-yard rush at San Diego, Sept. 19, suffering a season-ending knee injury at the end of the game. **2009** – Played in three contests and completed one-of-three passes for two yards for Jacksonville. **2008** – Played in two contests in his final season in Tampa Bay and attempted one pass. **2007** – Appeared in five games with three starts, completing 94-of-139 passes for 1,009 yards with five touchdowns and three interceptions for a 91.7 passer rating... Started and completed 29-of-37 passes for 313 yards with two touchdowns at New Orleans, Dec. 2... Threw for 266 yards, completing 25 passes on 38 attempts at Houston, Dec. 9... Despite not starting, completed 18-of-32 passes for 185 yards and a touchdown at San Francisco, Dec. 23... Started and completed 21-of-28 passes for 236 yards with two touchdowns vs. Carolina, Dec. 30. **2006** – Began season on Physically Unable to Perform list with a partially torn ACL suffered during offseason and did not see any action. **2005** – Inactive for first 10 weeks of season and dressed but did not play the remainder of the year. **2004** – Started four of the five games he appeared in for the Browns, completing 48-of-98 passes for 608 yards with four touchdowns and seven interceptions... Completed 20-of-34 passes for 277 yards with two touchdowns and two interceptions vs. New England, Dec. 5... Completed 11-of-27 passes for 108 yards vs. San Diego, Dec. 19... At Miami, Dec. 26, completed nine-of-16 passes for 161 yards with a touchdown and two interceptions.

**COLLEGE** – Appeared in 44 games with 43 starts at Louisiana Tech... Set school career records for completions (1,088), attempts (1,827) and passing yards (12,994)... Threw 88 touchdowns, the eighth-most in Division I history at the time he departed... As a senior, completed 246-of-432 passes for 3,246 yards with 19 touchdowns... Completed 296-of-505 passes for 3,539 yards with 19 touchdowns as a junior... Threw for 3,655 yards with 29 touchdowns as a sophomore, completing 302-of-521 passes... As a freshman, completed 244-of-369 passes for 2,544 yards with 21 touchdowns.

**PERSONAL** – Attended Jacksonville (Texas) HS... Two older brothers Randy and Josh both played quarterback. Randy was a starter for Texas A&M from 1997-99 and Josh played at SMU and Sam Houston State and was a third-round draft pick by Arizona in 2002, who has played for Arizona, Detroit, Oakland, Miami, Carolina, San Francisco, Chicago, Tampa Bay and currently Cleveland... McCown and his family have supported faith-based events and charitable endeavors of his teammates in New Orleans, as well as those supporting the needy.



# VETERANS

## LUKE McCOWN

PASSING														
Year	Team	GP	GS	Att	Cmp	Pct	Yds	Yds/Att	TD	Int	Lg	Sk	Lst	Rating
2004	Cleveland	5	4	98	48	49.0	608	6.2	4	7	58t	12	122	52.6
2005	Tampa Bay	0	0	0	0	0.0	0	0.0	0	0	-	0	0	-
2006	Tampa Bay	0	0	0	0	0.0	0	0.0	0	0	-	0	0	-
2007	Tampa Bay	5	3	139	94	67.6	1,009	7.3	5	3	60	15	104	91.7
2008	Tampa Bay	2	0	1	0	0.0	0	0.0	0	0	0	0	0	39.6
2009	Jacksonville	3	0	3	1	33.3	2	0.7	0	0	2	2	7	42.4
2010	Jacksonville	1	0	19	11	57.9	120	6.3	0	0	25	0	0	76.6
2011	Jacksonville	4	2	56	30	53.6	296	5.3	0	4	26	4	38	39.0
2012	Atlanta	2	0	0	0	0.0	0	0.0	0	0	-	0	0	-
2013	New Orleans	0	1	0	0	0.0	0	0.0	0	0	-	0	0	39.6
2014	New Orleans	16	0	0	0	0.0	0	0.0	0	0	-	0	0	-
2015	New Orleans	8	1	39	32	81.6	335	8.6	0	1	25	1	0	91.8
<b>NFL Totals</b>		<b>62</b>	<b>10</b>	<b>356</b>	<b>216</b>	<b>60.7</b>	<b>2,370</b>	<b>6.7</b>	<b>9</b>	<b>15</b>	<b>60</b>	<b>34</b>	<b>271</b>	<b>71.3</b>
<b>Saints Totals</b>		<b>40</b>	<b>1</b>	<b>40</b>	<b>32</b>	<b>79.5</b>	<b>335</b>	<b>8.4</b>	<b>0</b>	<b>1</b>	<b>25</b>	<b>1</b>	<b>0</b>	<b>91.1</b>

RUSHING						
Year	Team	Att	Yds	Avg	Lg	TD
2004	Cleveland	6	25	4.2	11	0
2005	Tampa Bay	0	0	-	-	0
2006	Tampa Bay	0	0	-	-	0
2007	Tampa Bay	12	117	9.8	31	0
2008	Tampa Bay	3	15	5.0	12	0
2009	Jacksonville	0	0	-	-	0
2010	Jacksonville	1	4	4.0	4	0
2011	Jacksonville	7	23	3.3	9	0
2012	Atlanta	2	-3	-1.5	-1	0
2013	New Orleans	3	-4	-1.3	-1	0
2014	New Orleans	0	0	-	-	0
2015	New Orleans	0	0	-	-	0
<b>NFL Totals</b>		<b>34</b>	<b>177</b>	<b>5.2</b>	<b>31</b>	<b>0</b>
<b>Saints Totals</b>		<b>3</b>	<b>-4</b>	<b>-1.3</b>	<b>-1</b>	<b>0</b>

**CAREER HIGHS:** Attempts — 38 (2x), last at Carolina (9/27/15); Completions — 31, at Carolina (9/27/15); Completion Pct. — 100.0 (1-for-1), at Seattle (10/11/09); Passing Yards — 313, at New Orleans (12/2/07); Long Pass — 60, at New Orleans (12/2/07); Interceptions — 4, at N.Y. Jets (9/18/11); Passing TDs — 2 (3x), last vs. Carolina (12/30/07); Passer Rating — 108.7, at New Orleans (12/2/07); Rushes — 5 (2x), last vs. Tennessee (9/11/11); Rushing Yards — 47, vs. Carolina (12/30/07); Long Rush — 31, vs. Carolina (12/30/07); Rushing TDs — 0.

### POSTSEASON

PASSING														
Year	Team	GP	GS	Att	Cmp	Pct	Yds	Yds/Att	TD	Int	Lg	Sk	Lst	Rating
2013	New Orleans	2	0	0	0	0.0	0	0.0	0	0	-	0	0	-
<b>NFL Totals</b>		<b>2</b>	<b>0</b>	<b>0</b>	<b>0</b>	<b>0.0</b>	<b>0</b>	<b>0.0</b>	<b>0</b>	<b>0</b>	<b>-</b>	<b>0</b>	<b>0</b>	<b>-</b>



## THOMAS MORSTEAD

6 P

HEIGHT: 6-4      WEIGHT: 235  
 COLLEGE: SOUTHERN METHODIST  
 JOINED SAINTS: D5-09  
 NFL EXPERIENCE: 8  
 BORN: 3/8/86



**NFL CAREER** – The club’s fifth round draft choice (164th overall) in 2009 from Southern Methodist University, Morstead has been a weapon in the field position game with his strong leg, outstanding placement abilities and booming

kickoffs. In seven years, he has a gross average of 46.8 on 410 punts with a 41.0 net and 136 punts inside the 20-yard line, while also booming 258 kickoffs in the end zone for touchbacks. During the 2015 season, moved into a tie for the franchise lead in games played by a punter, and recorded his 400th punt, becoming only the third Saint with 400.

**CAREER TRANSACTIONS** – Agreed to terms on a six-year contract extension, 7/26/12; Signed to a four-year contract, 7/30/09; Selected in the fifth round (164th overall) of 2009 NFL Draft.

**HONORS** – **2014:** New Orleans Saints Man of the Year; **2012:** Pro Bowl; *Associated Press* second-team All-Pro; *Sports Illustrated* and NFL.com All-Pro; **2011:** *USA Today* All-Joe; **2009:** NFC Special Teams Player of the Week (Week 11); NFC Special Teams Player of the Week (Week 17).

**2015** – Played in 14 games and punted 56 times for 2,551 yards, putting 20 of his punts inside the 20-yard line, with four touchbacks. Posted a 45.6 gross punting average with a net of 40.7. Added 22 kickoffs, 16 of which were touchbacks...In opener at Arizona, Sept. 13, punting four times for 171 yards (42.8 avg.) with a 39.0 net. Put all six of his kickoffs into the end zone, with five touchbacks...Punted four times for 175 yards (43.8 avg.) with a 35.3 net and put all four of his kickoffs into the end zone, with three touchbacks vs. Tampa Bay, Sept. 20...Appeared in 100th career game vs. Dallas, Oct. 4, joining Tommy Barnhardt (110) as only the second Saints punter to play in 100 contests. Punted three times for 123 yards (41.0 avg.) with a 41.0 net. Put all four of his kickoffs into the end zone, with three touchbacks...Inactive (quad) at Philadelphia, Oct. 11, and vs. Atlanta, Oct. 15...Returned at Indianapolis, Oct. 25, and punted a career-high 10 times for a career-high 487 yards (48.7 avg.), with a net of 42.9 and a long of 58 yards. Placed five inside the 20 with one touchback...Punted six times for 281 yards (46.8 avg.) with a 41.7 net and pinned two inside the 20 at Houston, Nov. 29...Punted five times for 204 yards vs. Carolina, Dec. 6, with both a gross and net punting average of 40.8, with two punts pinned inside the 20 and a long of 49...Became only the second Saint with 400 punts at Tampa Bay, Dec. 13. Punted four times for 175 yards with a gross punting average of 43.8 and a net of 33.8, with two punts pinned inside the 20-yard line, and a long of 53...In the season finale at Atlanta, 1/3/16, moved into a tie with Barnhardt for 31st place on club's all-time games played list (110) and for most games played in club record books by a punter. Punted two times for 105 yards with one pinned inside the 20-yard line and a long of 55. **2014** – Played in all 16 games. Finished with 58 punts for 2,690 yards, a gross average of 46.4 yards per punt, and a net of 42.9 yards. Placed 19 punts inside the 20-yard line. 40 of his kickoffs sailed into the end zone for touchbacks. Finished first in NFC and second in NFL in net punting average (42.9). Also recorded one special teams tackle. Averaged 50.5 yards on two punts, with both sailing into end zone at Atlanta, Sept. 7...Booted four punts for 168 yards at Detroit, Oct. 19...In a contest that featured no punts for either club, sent all eight kickoffs into the end zone for touchbacks vs. Green Bay, Oct. 26...Punted four times for 187 yards with gross and net averages of 46.8 yards at Carolina, Oct. 30...Punted six times for 299 yards for a 49.8 average and a 42.0 net,



## PUNTING LEADER

Thomas Morstead has established himself as one of the most productive punters in NFL history in his first seven seasons. He is the team's all-time leader in both gross (46.8) and net average (41.0) and ranked third and second in NFL record books respectively. Morstead is the only player with three of the top 10 single-season net punting averages since 1976.

### NFL'S ALL-TIME CAREER GROSS PUNTING AVERAGE LEADERS (COMPILED BY NFL SINCE 1939)

Player	Avg.
1. Shane Lechler, 2000-15	47.5
2. Bryan Anger, 2012-15	46.81
3. Thomas Morstead, 2009-15	46.77

### NFL'S ALL-TIME CAREER NET PUNTING AVERAGE LEADERS (COMPILED BY NFL SINCE 1976)

Player	Avg.
1. Johnny Hekker, 2012-15	42.6
2. Thomas Morstead, 2009-15	41.0
3. Matt Bosher, 2011-15	40.4

### HIGHEST SINGLE SEASON NET PUNTING AVERAGE (COMPILED BY NFL SINCE 1976)

Player	Net Avg.
1. Johnny Hekker StL (2013)	44.2
2. Andy Lee, SF (2011)	43.99
3. Shane Lechler, Oak (2009)	43.85
4. Johnny Hekker, StL (2015)	43.7
5. Sam Koch, Bal (2014)	43.3
6. Andy Lee, SF (2012)	43.24
7. Thomas Morstead, NO (2012)	43.19
8. Thomas Morstead, NO (2011)	43.1
9. Thomas Morstead, NO (2014)	42.948
10. Sam Koch, Bal. (2015)	42.945

### HIGHEST GROSS PUNTING AVERAGE, SAINTS TEAM HISTORY

Player	Avg.
1. Thomas Morstead, 2009-15	46.8
2. Mark Royals, 1997-98	45.8
3. Mitch Berger, 2003-05	43.7

### HIGHEST NET PUNTING AVERAGE, SAINTS TEAM HISTORY

Player	Avg.
1. Thomas Morstead, 2009-15	41.0
2. Tommy Barnhardt, 1987, 89-94, 99	35.8
3. Brian Hansen, 1984-88	35.3

while landing one kick inside the 20-yard line vs. San Francisco, Nov. 9...Landed two punts inside the 20-yard line and had a 54-yard punt vs. Cincinnati, Nov. 16...Recorded gross 48.5 avg. on three punts at Pittsburgh, Nov. 30...Punted five times for 220 yards vs. Carolina, Dec. 7...Punted five times for 217 yards and added a special teams tackle at Chicago, Dec. 15...Punted four times for 200 yards, with a gross average of 49.5 yards per kick with a net average of 49.5, including a season-long 63-yard kick vs. Atlanta, Dec. 21...Recorded season-high gross average of 52.0 in finale at Tampa Bay, Dec. 28...Selected as Saints' nominee for the 2014 Walter Payton NFL Man of the Year Award. **2013** – Posted a



gross punting average of 46.9, fifth in the NFC and eighth in the NFL and a net of 42.3, second in the conference and fourth in the league. His 52 touchbacks on kickoffs tied for second in NFC and fourth in NFL. Also recorded a special teams tackle. In two playoff games, had a 37.1 gross average and a 32.3 net with one kickoff sailing into the end zone for a touchback... Averaged 49.3 yards on three punts, including two inside the 20 in opener vs. Atlanta, Sept. 8. Also, all six of kickoffs sailed into end zone for touchbacks... Placed season-high four of his punts inside the 20-yard line at Tampa Bay, Sept. 15... Recorded a 49.5 gross punting average and 45.8 net vs. Arizona, Sept. 22... Averaged 47.3 yards on three punts, including a net of 45.7 and one inside the 20 vs. Miami, Sept. 30. Also placed six-of-seven kickoffs in end zone, with five touchbacks... Recorded touchbacks on all six of his kickoffs vs. Buffalo, Oct. 27... Had a gross average of 51.3 on three punts and a net of 43.7, including one inside the 20 vs. San Francisco, Nov. 17 and recorded touchbacks on all five of his kickoffs... Averaged 49.5 yards on four punts, including a net of 42.0, in win at Atlanta, Nov. 21... Averaged 49.0 yards on six punts, including a net of 46.2 at Seattle, Dec. 2... Averaged 53.5 yards on two punts with a 50.0 net average at St. Louis, Dec. 15... Punted seven times for 340 yards (48.6 gross) with a 42.9 net average at Carolina, Dec. 22.

**2012** – Posted a gross punting average of 50.1, which ranked first in the NFC and second in the NFL and a net punting average of 43.2, which ranked second in both conference and league. Both totals were franchise records and his net at the time was the fourth-highest single-season total in NFL record books. His 45 touchbacks on kickoffs were tied for third in NFC and sixth in NFL. Added two special teams tackles. Selected to Pro Bowl... In season opener vs. Washington, Sept. 9, averaged a 55.6 gross average on five punts, posting a season-high 48.8 net, also sending four kickoffs for touchbacks... Recorded a season-high 55.8 gross average, including a career-long 70-yard punt vs. Kansas City, Sept. 23... Posted four punts for 205 yards (51.3 gross), including a 47.5 net and two punts downed inside the 20-yard line and four touchbacks on kickoffs at Tampa Bay, Oct. 21... Dropped season-high four punts inside the 20-yard line at Denver, Oct. 28 on eight punts for a total of 413 yards (51.6 gross)... Booted season-high six touchbacks on kickoffs vs. Atlanta, Nov. 11, also posting 50.0 gross and 48.2 net punting averages. **2011** – Appeared in all 16 games, finishing with 46 punts for 2,224 yards with a 48.3 gross average (43.1 net), with 13 punts inside the 20-yard line. Net average was then ranked third in NFL single-season record books (now eighth). Finished ranked second in the NFC and fourth in the NFL in gross average and second in both the conference and the league in net. Set an NFL record with 68 touchbacks on kickoffs. Appeared in both playoff games and punted five times for 227 yards (45.4 gross punting average, 43.6 net), dropping two inside the 20-yard line and a long of 60, while 9-of-13 kickoffs went for touchbacks... In NFL opener at Green Bay, Sept. 8, punted two times for 98 yards (49.0 gross)... Averaged 45.8 yards (46.6 net) on five punts totaling 229 yards vs. Chicago, Sept. 18... Punted three times for 148 yards (49.3 gross, 47.7 net) vs. Houston, Sept. 25... Totaled 220 yards on four punts (55.0 gross) at Tampa Bay, Oct. 16... Punted season-high six times for 282 yards and placed three punts inside the 20-yard line at St. Louis, Oct. 30... Punted five times for 202 yards (40.4 gross), including a 64-yard punt, at Atlanta, Nov. 13... Punted four times for 179 yards and placed two punts inside the 20 vs. Detroit, Dec. 4... Averaged 49.8 yards on five punts

## VETERANS

(249 yards) at Tennessee, Dec. 11...Sent six-of-seven kickoffs into end zone for five touchbacks in NFC Wild Card Playoff vs. Detroit, 1/7/12...Punted five times for 227 yards (45.4 avg.) with two punts inside the 20-yard line in NFC Divisional Playoff at San Francisco, 1/14/12. **2010** – Appeared in all 16 regular season games, finishing with 57 punts for 2,188 yards for a then-club-record 45.9 gross average (38.4 net), with 21 downed inside the 20-yard line. 10 of his kickoffs went for touchbacks. Added a special teams tackle. Ranked third in the NFC and sixth in the NFL in gross punting average and fifth in the conference in net...In NFC Wild Card Playoff at Seattle, 1/8/11, punted four times for a 47.8 gross average (44.8 net) with a long of 55 yards...In NFL season opener vs. Minnesota, Sept. 9, punted five times for a gross avg. of 43.2 yards, with a long of 58, two downed inside the 20, also with a touchback on a kickoff...Averaged 46.7 yards on six punts, putting four inside the 20-yard line and reaching touchbacks on two of his kickoffs at San Francisco, Sept. 20...Averaged a 53.3 gross on three punts vs. Carolina, Oct. 3...Punted four times for 204 yards (51.0 gross), with a long of 56, pinning one at the Browns two-yard line vs. Cleveland, Oct. 24...Dropped three of his punts inside the 20-yard line vs. Pittsburgh, Oct. 31...Averaged 46.4 yards on five punts, landing three inside the 20-yard line, including a 63-yard punt to pin the Panthers inside their own 10-yard line at Carolina, Nov. 7...Hit a 64-yarder, punting twice for an average of 60.0 yards (53.5 net) on Thanksgiving Day at Dallas, Nov. 25, setting career-highs in both gross and net averages...Averaged 45.3 yards on seven punts with a 41.6 net and had two kickoffs go for touchbacks at Atlanta, Dec. 27. **2009** – Played in all 16 regular season games, finishing with a 43.6 gross average and 36.0 net on 58 punts, with 18 downed inside the 20-yard line. Also handled kickoff chores for 15 games and put 58-of-99 kicks into the end zone with 27 going for touchbacks, the fourth-highest NFL total. Named NFC Special Teams Player of the Week twice, the only Saints punter to receive the honor two times in a season and became only the second Saints rookie to earn conference weekly honors twice. In postseason, had a 47.5 gross punting average and an NFL-leading 44.8 net on 13 punts, pinning opponents six times inside their 20-yard line. An NFL-high 6-of-19 kickoffs were for touchbacks...Punted twice in his NFL debut in the season opener vs. Detroit, Sept. 13, averaging 48 yards per kick and putting six-of-eight kickoffs into the end zone, three for touchbacks...Averaged 52.0 gross and 50.3 net on three punts at Philadelphia, Sept. 20, including a 60-yarder, putting one inside the Eagles 20...Put two punts inside the 20 and knocked all five kickoffs into the end zone with four touchbacks vs. N.Y. Jets, Oct. 4...On four punts vs. N.Y. Giants, Oct. 18, averaged 45 yards and made first career tackle with a touchdown-saving stop on kickoff coverage...Punted three times vs. Carolina, Nov. 8, averaging 38.7 yards with his last punt downed at the Panthers two-yard line with defensive lineman Anthony Hargrove causing a fumble he recovered and returned for a touchdown on next play. Also had two touchbacks...Turned in an outstanding performance at Tampa Bay, Nov. 22, resulting in his first career NFC Special Teams Player of the Week honors, dropping two punts inside the five-yard line and averaging 48.8 gross and 46.0 net on four punts. Put six-of-seven kickoffs into the end zone, with four going for touchbacks...Averaged 43.3 yards on three punts and also knocked all seven of his kickoffs into the end zone with four touchbacks vs. New England, Nov. 30...Averaged 50.3 yards on his four punts with a long of 57 vs. Dallas, Dec. 19...Became second Saints punter in club



history to capture NFC Special Teams Player of the Week twice, the first to do so in the same season, when he punted nine times for 46.3 gross and 42.3 net averages as seven of his kicks landed inside the 20-yard line, four inside the 10, at Carolina, 1/3/10...Had postseason club-record 66-yard punt and put seven-of-eight kickoffs in end zone with three for touchbacks in NFC Divisional Playoff vs. Arizona, 1/16/10...Punted seven times for 51.3 gross and 49.1 net averages, dropping four inside the 20 and putting three kickoffs in end zone for touchbacks in NFC Championship vs. Minnesota, 1/24/10...In Super Bowl XLIV vs. Indianapolis, 2/7/10, punted twice for a 44-yard gross and net average with one downed at the six-yard line and successfully executed an onside kick at the start of the second half that was recovered by New Orleans and led to a TD.

**COLLEGE** – Four-year letterman, handling both punting and placekicking duties for Southern Methodist...Averaged 43.4 yards on 166 career punts, including 59 downed inside the 20-yard line...Finished ranked fifth in Mustangs history with 217 points, including school-record streak of 78-straight PATs...Earned honorable mention All-Conference USA honors as a senior after averaging 41.8 yards on 59 punts (2,465 yards) with 20 downed inside the 20-yard line...As a junior, earned All-Conference USA first-team, leading the conference and ranking eighth in the nation with a 44.6 yard gross average that ranked third all-time in school record books on 57 punts, including 21 inside the 20-yard line...All-Conference USA third-team choice, Academic All-C-USA pick and recipient of the school's special teams award as a sophomore in 2006...Redshirted as a freshman in 2005...Mechanical engineering major.

**PERSONAL** – Attended Pearland (Texas) HS, where he received second-team All-District honors and was named Brazoria County Special Teams MVP as a senior, serving as both the kicker and punter...Also lettered in soccer and was a member of the National Honor Society, adding Academic All-State honors...In support of the St. Baldrick's Foundation fundraiser, Morstead had his hair, which had not been cut since 2011, shaved in 2013 to help raise \$130,000 for children's cancer research...Has participated in several Verizon fan engagement events... Visited John James Audubon Elementary School in Kenner in 2012 to lead a pep rally celebrating the school's first place win in the NFL's Fuel Up to Play 60 "Top That!" Rotolo's Pizza Recipe Contest...Has annually participated with his teammates in Thanksgiving turkey giveaways at the Dryades YMCA and in 2013 appeared at a team Christmas bike and toy giveaway with the Marines at the practice facility...In January, 2015, he teamed up with the Tipitina's Foundation to provide the James M. Singleton Charter School Marching Band with 24 new instruments...Focuses majority of his efforts in the community on cancer-related and child-related initiatives through his foundation, "What You Give Will Grow" (Website, [www.wygwg](http://www.wygwg)) which he established in 2012. In 2015, he along with other teammates, visited Ochsner Medical Center spreading holiday cheer and delivering gifts to pediatric, cancer and transplant patients. His foundation donated the Christmas gifts that were presented to the patients.



# VETERANS

## THOMAS MORSTEAD

Year	Team	G	No	Yds	Avg	Ret	Punting					Kickoffs			
							Yds	Net	TB	In 20	LG	Blk	KO	In EZ	TB
2009	New Orleans	16	58	2,528	43.6	25	358	36.0	4	18	60	0	101	59	27
2010	New Orleans	16	57	2,618	45.9	26	310	38.4	6	21	64	0	49	26	10
2011	New Orleans	16	46	2,224	48.3	19	118	43.1	4	13	64	1	104	92	68
2012	New Orleans	16	74	3,707	50.1	31	391	43.2	6	20	70	0	88	72	45
2013	New Orleans	16	61	2,859	46.9	24	180	42.3	5	25	61	0	87	73	52
2014	New Orleans	16	58	2,690	46.4	24	99	42.9	5	19	63	0	81	73	40
2015	New Orleans	14	56	2,551	45.6	24	194	40.7	4	20	58	0	22	21	16
<b>NFL Totals</b>		<b>110</b>	<b>410</b>	<b>19,177</b>	<b>46.8</b>	<b>173</b>	<b>1,650</b>	<b>41.0</b>	<b>34</b>	<b>136</b>	<b>70</b>	<b>1</b>	<b>527</b>	<b>416</b>	<b>258</b>

**ADDITIONAL STATISTICS: Special Teams Tackles** — (2009, 1); (2010, 1); (2012, 2); (2013, 1); (2014, 1) **Total: 6.**

**CAREER HIGHS: Punts** — 10, at Indianapolis (10/25/15); **Most Yards** — 487, at Indianapolis (10/25/15); **Gross Avg.** — 60.0, at Dallas (11/25/10); **Net Avg.** — 53.5, at Dallas (11/25/10); **Most Punts Inside the 20** — 7, at Carolina (1/3/10); **Long Punt** — 70, vs. Kansas City (9/23/12); **Kickoff Touchbacks** — 9, vs. Indianapolis (10/23/11); **Special Teams Tackles** — 2, at New York Giants (12/9/12).

### POSTSEASON

Year	Team	G	No	Yds	Avg	Ret	Punting					Kickoffs			
							Yds	Net	TB	In 20	LG	Blk	KO	In EZ	TB
2009	New Orleans	3	13	618	47.5	4	15	44.8	1	6	66	0	19	13	6
2010	New Orleans	1	4	191	47.8	1	12	44.8	0	0	55	0	5	0	0
2011	New Orleans	2	5	227	45.4	3	29	39.6	0	2	60	0	13	11	9
2013	New Orleans	2	7	260	37.1	2	34	32.3	0	3	55	0	8	6	1
<b>NFL Totals</b>		<b>8</b>	<b>29</b>	<b>1,296</b>	<b>44.7</b>	<b>10</b>	<b>90</b>	<b>40.9</b>	<b>1</b>	<b>11</b>	<b>66</b>	<b>0</b>	<b>45</b>	<b>30</b>	<b>16</b>

**POSTSEASON CAREER HIGHS: Punts** — 7, vs. Minnesota (1/24/10); **Most Yards** — 359, vs. Minnesota (1/24/10); **Gross Avg.** — 51.3, vs. Minnesota (1/24/10); **Net Avg.** — 49.1, vs. Minnesota (1/24/10); **Most Punts Inside the 20** — 4, vs. Minnesota (1/24/10); **Long Punt** — 66, vs. Arizona (1/16/10); **Kickoff Touchbacks** — 5, vs. Detroit (1/7/12); **Special Teams Tackles** — 0.



## MARCUS MURPHY

### 23 RB/RS

**HEIGHT:** 5-9    **WEIGHT:** 195  
**COLLEGE:** MISSOURI  
**JOINED SAINTS:** 07-15  
**NFL EXPERIENCE:** 2  
**BORN:** 10/3/91



**NFL CAREER** — This former Missouri standout spent most of his rookie season as the Saints' kickoff and punt returner, before being placed on Injured Reserve with an ankle injury in Week 15. His 74-yard punt return for a touchdown at Carolina, Sept. 27 was the club's first taken back for a score since 2011. Murphy's punt return average (9.3) ranked 12th in the NFL overall and third among rookies. He finished the season with 261 yards and one touchdown on 28 punt returns, while adding 300 yards on 12 kickoff returns. Murphy will compete for touches on offense as well as on special teams in training camp in 2016.

**CAREER TRANSACTIONS** — Placed on Injured Reserve (ankle), 12/17/15;



Signed to a four-year contract, 5/11/15; Selected by the Saints in the seventh round (230th overall) of the 2015 NFL Draft.

**2015** – Finished rookie season with 261 yards with one touchdown on 28 punt returns, while returning 12 kickoffs for 300 yards (25.0 avg.). Suffered ankle injury in team’s Week 14 matchup at Tampa Bay and was placed on Injured Reserve, Dec. 17. Punt return average (9.3) ranked 12th in the NFL...Made his NFL-debut in the season opener at Arizona, Sept. 13, returning a punt two yards...Scored first career touchdown, a 74-yard punt return for the score in the third quarter at Carolina, Sept. 27, and added three kickoffs for 72 yards, including a career-long 35-yard runback. The punt return touchdown was the club’s first taken back for a score since 2011...Returned three punts for 34 yards and one kickoff for 34 yards vs. Dallas, Oct. 4...Returned three kickoffs for 66 yards, with a long of 28 yards at Philadelphia, Oct. 11...Returned career-high eight punts for 44 yards, with a long of 13 yards at Indianapolis, Oct. 25, and also recovered an onside kick late in the fourth quarter...Returned two punts for 30 yards, including a 24-yard return late in the fourth quarter to set up game-winning FG vs. N.Y. Giants, Nov. 1. Also brought back a kickoff for 23 yards and had a fumble...Returned three punts for 21 yards and three kickoffs for a career-high 82 yards, tying a career-high with a 35-yard runback vs. Tennessee, Nov. 8. Had one fumble on a punt return...Returned one punt for six yards and recorded his first career carry, a rush for no gain at Tampa Bay, Dec. 13. Left game in third quarter (ankle) and did not return.

**COLLEGE** – Competed in 52 games (11 starts) at Missouri and carried 337 times for 1,957 yards (5.8 avg.) with 16 touchdowns, recorded 50 receptions for 318 yards with two touchdowns, returned 75 punts for 801 yards (10.7 avg.) with four touchdowns and brought back 87 kickoffs for 2,036 yards with three touchdowns...As redshirt senior, was SEC Special Teams Player of the Year as voted by the conference’s coaches and was first-team All-SEC as an all-purpose player and kick returner when he led the conference with 1,921 all-purpose yards and was the only player in FBS to score via kick return, punt return, rushing and receiving...Finished the season with 924 rushing yards, 212 receiving yards, 281 punt return yards and 504 kickoff return yards with eight total TDs...Led the team with 1,425 all-purpose yards and tallied 10 total TDs, including nine rushing and one through the air as a junior...Played in 12 games as a redshirt sophomore in 2012, as he was named a second-team All-American and a first-team All-SEC performer with an electrifying season as a returner, when he ranked second in the conference and 10th in the NCAA with his punt return average of 13.9 yards and ranked fifth in the conference (42nd nationally) with his 24.1 kickoff return average, making a school-record four return TDs, including a MU-best three on punt returns...Appeared in 12 games as a freshman as MU’s kickoff returner, making 24 returns for 475 yards and also carried 22 times for 181 yards and two TDs... Majored in parks, recreation & tourism.

**PERSONAL** – Prepped at DeSoto (Texas) HS, where he was ranked by Rivals.com as the nation’s No. 13 all-purpose back, and as the No. 55 overall prospect from Texas...Ran for 1,410 yards and 19 TDs as a senior, while catching



# VETERANS

35 passes out of the backfield for 653 yards and eight more TDs...Accounted for 23 total TDs as a junior in 2008, as he ran for 1,274 yards and 17 scores, while adding 41 catches for 524 yards and six TDs.

## MARCUS MURPHY

Year	Team	GP	GS	RUSHING				Lg	TD	No	RECEIVING			
				Att	Yds	Avg	0				Yds	Avg	Lg	TD
2015	New Orleans	13	0	1	0	0.0	0	0	0	0	0.0	0	0	
<b>NFL Totals</b>		<b>13</b>	<b>0</b>	<b>1</b>	<b>0</b>	<b>0.0</b>	<b>0</b>	<b>0</b>	<b>0</b>	<b>0</b>	<b>0.0</b>	<b>0</b>	<b>0</b>	

Year	Team	No	FC	PUNT RETURNS				Lg	TD	No	KICKOFF RETURNS			
				Yds	Avg	0	Yds				Avg	Lg	TD	
2015	New Orleans	28	7	261	9.3	74t	1	12	300	25.0	35	0		
<b>NFL Totals</b>		<b>28</b>	<b>7</b>	<b>261</b>	<b>9.3</b>	<b>74t</b>	<b>1</b>	<b>12</b>	<b>300</b>	<b>25.0</b>	<b>35</b>	<b>0</b>		

**CAREER HIGHS:** Punt Returns — 8, at Indianapolis (10/25/15); Punt Return Yards — 82, at Carolina (9/27/15); Punt Return Touchdowns — 1, at Carolina (9/27/15); Long Punt Return — 74, at Carolina (9/27/15); Kickoff Returns — 3 (2x), last vs. Tennessee (11/8/15); Kickoff Return Yards — 82, vs. Tennessee (11/8/15); Long Kickoff Return — 35 (2x), last vs. Tennessee (11/8/15); Rush Attempts — 1, at Tampa Bay (12/13/15).



## ANDRUS PEAT

### 75 T

HEIGHT: 6-7      WEIGHT: 316  
 COLLEGE: STANFORD  
 JOINED SAINTS: D1-15  
 NFL EXPERIENCE: 2  
 BORN: 11/4/93



**NFL CAREER** – A first round selection (13th overall) in the 2015 NFL Draft out of Stanford, Andrus Peat appeared in 12 contests with eight starts at four different positions. The second-year lineman’s versatility will serve him well in 2016 as he competes for a position along the offensive line’s starting five at guard or tackle.

**CAREER TRANSACTIONS** – Agreed to terms on a four-year contract, 5/21/15; Selected by Saints in first round (13th overall) of the 2015 NFL Draft, 4/30/15.

**2015** – Appeared in 12 games as a rookie, including eight starts at several different positions along the offensive line, showing a versatility that proved useful... Appeared in first NFL game in the team’s season opener at Arizona, Sept. 13, and saw action as an extra blocker and on special teams...Made his first career start as an extra tackle in heavy package vs. Tampa Bay, Sept. 20...Saw action on special teams and at left tackle vs. Dallas, Oct. 4...Made first career start at LT at Philadelphia, Oct. 11, blocking for an offense that gained 388 total net yards...



## WORTH NOTING

The club's first round draft pick in 2015, Peat started at least one game at left guard, left tackle and right tackle as a rookie. Peat will compete for a starting spot at both guard positions and at right tackle in 2016.

Started at LT but left game in first series after suffering a knee injury vs. Atlanta, Oct. 15...Declared inactive in Indianapolis, Oct. 25, and vs. N.Y. Giants, Nov. 1, with a knee injury...Saw action primarily on special teams and

at LT in fourth quarter at Washington, Nov. 15...Made first career start at LG at Houston, Nov. 29...Started at LG vs. Carolina, Dec. 6, and blocked for an offense that gained 334 total net yards...Started at LG and saw first action of the season at RT vs. Detroit, Dec. 21...Made first career start at RT in place of an injured Zach Strief vs. Jacksonville, Dec. 27, and blocked for an offense that gained 537 total net yards and surrendered only one sack...Declared inactive for the team's season finale at Atlanta, 1/3/16, with a concussion.

**COLLEGE** – Played at Stanford from 2012-14, playing in 40 career contests with 27 starts at left tackle...As a junior, started all 13 games, anchoring the left side of an offensive line ranked 18th nationally in fewest tackles for loss allowed (4.62/game) and 42nd in fewest sacks allowed (1.77/game). Named a first-team All-American by ESPN.com, *The Sporting News* and SI.com, second-team All-American by the *Associated Press*, Walter Camp and CBS Sports, an All-Pac-12 first-team selection and an Outland Trophy semifinalist. Was one of two Morris Trophy winners, given annually to the most outstanding offensive and defensive linemen in the Pac-12 Conference...As a sophomore, started all 14 games, anchoring the left side of one of the nation's top offensive lines, as the Cardinal ranked 22nd in the nation in rushing (207.4 yards/game), 11th in fewest sacks allowed (1.14/game) and fewest tackles for loss allowed (4.14/game). Was a SI.com All-American honorable mention selection and *Athlon Sports* All-Pac-12 first-team selection...As a freshman, played in all 13 games and rotated throughout the season at left tackle...Psychology major.

**PERSONAL** – Prepped at Corona del Sol (Tempe, Ariz.) HS, where he was a *USA Today*, *Parade*, SuperPrep and PrepStar All-American...Named nation's top recruit by *The Sporting News*...Selected to play in Under Armour All-American and U.S. Army All-American All-Star games...Also lettered in basketball and led school to Division 1 State Championship as senior...Father Todd, played six seasons in the National Football League for the St. Louis/Phoenix Cardinals (1987-89) and Los Angeles Raiders (1990, 1992-1993)...Older brother, Todd, played football at Nebraska...Born Andrus Jamerson Peat on Nov. 4, 1993 in Mesa, Ariz.

## ANDRUS PEAT

Games Played/Started: New Orleans — (2015, 12/8) Totals: 12/8





# BOBBY RICHARDSON

## 98 DE



HEIGHT: 6-3    WEIGHT: 286  
 COLLEGE: INDIANA  
 JOINED SAINTS: FA-15  
 NFL EXPERIENCE: 2  
 BORN: 11/20/92

**NFL CAREER** – Joining New Orleans as an undrafted free agent out of Indiana, Richardson secured a roster spot in the preseason. The Tampa native played in 15 games in 2015 with 11 starts at left defensive end and recorded 66 tackles (34 solo), one interception, a split sack and one pass defended. His 66 total tackles tied for the team lead among defensive linemen. Richardson enters the 2016 off-season looking to improve upon a rookie campaign that saw him play extensively along a young Saints defensive line.

**CAREER TRANSACTIONS** – Agreed to terms with Saints as an undrafted free agent on a three-year contract, 5/4/15.

**2015** – Appeared in 15 games with 11 starts, posting 66 tackles (34 solo), one interception, one split sack and one pass defended...Made his NFL-debut at Arizona, Sept. 13, seeing time on defense and on special teams and finishing with three solo tackles...Recorded a career-high eight tackles (five solo) vs. Tampa Bay, Sept. 20...Made his first career start, recording seven tackles (five solo), including one tackle for loss vs. Dallas, Oct. 4...Started and recorded four tackles (three solo) and his first career split sack at Indianapolis, Oct. 25...Started and tallied six tackles (one solo) vs. N.Y. Giants, Nov. 1...Started at Washington, Nov. 15 and posted seven tackles (three solo)...Started and registered seven tackles (four solo) at Houston, Nov. 29...Started and recorded two tackles (one solo) and his first career interception, which he returned 13 yards vs. Jacksonville, Dec. 27...Started season finale at Atlanta, 1/3/16, and finished with five tackles, (three solo).

**COLLEGE** – Played in 45 career games with 27 starts and recorded 129 tackles (68 solo), 11 sacks, 22 tackles for loss, three blocked kicks, two forced fumbles, one fumble recovery and six passes defended...Played in all 12 games with 11 starts as a senior and recorded 35 tackles (24 solo), 9.5 tackles for loss, 5.5 sacks, two blocked kicks and a pass defended. Honored by coaches and media as All-Big Ten honorable mention...Started 10-of-12 games he played in as a junior and tallied 39 tackles (20 solo), 3.5 tackles for a loss and three passes defended...Posted 28 tackles (14 solo), five tackles for loss, 2.5 sacks and a forced fumble as a sophomore...As a freshman, made 27 stops (10 solo), three sacks, four stops for a fumble, a forced fumble, a fumble recovery and a pass defended...Majored in African American and African Diaspora studies.

**PERSONAL** – Second-team All-Conference at Plant (Tampa Fla.) HS, following a season that saw him help lead squad to the state finals and finish 12-3, post-

## VETERANS

ing 76 tackles, 26 tackles for loss, four sacks and two fumble recoveries...Born Nov. 20, 1992.

### BOBBY RICHARDSON

Year	Team	GP	GS	Tot	TACKLES			Yds	INTERCEPTIONS					FUMBLES		
					Solo	Asst	Sk		No	Yds	Lg	TD	PD	FF	FR	Yds
2015	New Orleans	15	11	66	34	32	0.5	2.5	1	13	13	0	1	0	0	0
<b>NFL totals</b>		<b>15</b>	<b>11</b>	<b>66</b>	<b>34</b>	<b>32</b>	<b>0.5</b>	<b>2.5</b>	<b>1</b>	<b>13</b>	<b>13</b>	<b>0</b>	<b>1</b>	<b>0</b>	<b>0</b>	<b>0</b>

**CAREER HIGHS:** Tackles — 8, vs. Tampa Bay (9/20/15); Solo Tackles — 5 (2x), last vs. Dallas (10/5/15); Sacks — 0.5, at Indianapolis (10/25/15); Interceptions — 1, vs. Jacksonville (12/27/15); Interception Return Yards — 13, vs. Jacksonville (12/27/15); Passes Defensed — 1, vs. Jacksonville (12/27/15)



## CRAIG ROBERTSON

### 52 LB

HEIGHT: 6-1      WEIGHT: 234  
 COLLEGE: NORTH TEXAS  
 JOINED SAINTS: UFA-16 (CLE)  
 NFL EXPERIENCE: 5  
 BORN: 2/11/88



**NFL CAREER** – After spending his first four seasons in Cleveland, Robertson brings versatility, depth and experience to a revamped linebacker corps. Excelling in the kicking game and as both an inside and outside linebacker in Cleveland, he tallied 314 tackles (201 solo), four sacks, six interceptions, 15 passes defensed, two forced fumbles, five fumble recoveries, one touchdown and 32 special teams stops over 58 games with 37 starts. In 2015, he appeared in 12 games with nine starts, and totaled 50 tackles (30 solo), one interception, five passes defensed, one forced fumble, one fumble recovery and nine special teams stops. He enters his first season with the Black and Gold looking to compete for a role within the linebacker group, while contributing on special teams.

**CAREER TRANSACTIONS** – Signed a three-year contract with the New Orleans Saints (UFA-CLE), 3/25/16; Re-signed by Browns (ERFA), 4/7/14; Re-signed by Browns as reserve/future free agent, 1/2/12; Signed by Cleveland Browns as undrafted free agent to practice squad, 12/19/11.

**HONORS – 2014:** Cleveland Browns Man of the Year (club nominee for NFL Walter Payton Man of the Year Award).

**2015** – Played in 12 games for Cleveland with nine starts at WLB and totaled 50 tackles (30 solo), an interception, five passes defensed, a forced fumble and a fumble recovery. Added nine special teams stops...Registered four tackles (one solo), one pass defensed and two special teams stops in opener at N.Y. Jets,



## YARDAGE LEADER

Signed as an unrestricted free agent from Cleveland, Robertson has the ability to play both on the inside and outside and also has excelled on special teams, posting career totals of 314 tackles, four sacks, six interceptions, 15 passes defended, two forced fumbles, five fumble recoveries with one returned for a touchdown and 32 special teams stops in 58 games with 37 starts.

Sept. 13...Posted eight tackles (five solo), a pass defended and a forced fumble in the team's home opening victory vs. Tennessee, Sept. 20. In first quarter, jarred ball loose from Titans RB Terrence West that was recovered by CB Joe Haden and set up Browns' second TD...Started vs. Oakland, Sept. 27, amassing three tackles (two solo) and one special teams stop. Sustained ankle injury in third quarter and did not return...Declared inactive for next four weeks (ankle)...Returned from a four-week absence to make the start vs. Arizona, Nov. 1 and recorded five tackles (two solo) and two special teams stops...Started at Pittsburgh, Nov. 15, and notched four tackles (three solo) and one pass defended...Made the start and posted a team-high seven tackles (five solo) and one special teams stop vs. Cincinnati, Dec. 6...Started at Seattle, Dec. 20, and registered five tackles (two solo) and two special teams stops...In season finale vs. Pittsburgh, 1/3/16, notched three solo tackles, one interception and one fumble recovery. Picked off Steelers QB Ben Roethlisberger in the third quarter and returned it a career-long 38 yards. **2014** – Saw action in all 16 games with 11 starts and finished third on team with career-high 92 tackles (52 solo). Added four passes defended, two interceptions, one fumble recovery returned for a touchdown and 10 special teams stops...Notched four tackles (one solo) vs. Tampa Bay, Nov. 2. Also deflected a fourth-quarter punt that ultimately netted one yard, placing Cleveland on Buccaneers 35 to set up game-winning touchdown drive...Registered three tackles (one solo) and an interception in a prime-time win at Cincinnati, Nov. 6...Totaled a season-high 12 tackles (10 solo), one pass defended and one fumble recovery for a touchdown vs. Indianapolis, Dec. 7. In the first quarter, recovered a fumble caused by LB Paul Kruger on a sack in the end zone, his first career touchdown...Posted game-high 10 tackles, one interception and one pass defended vs. Cincinnati, Dec. 14. **2013** – Started 14 games at ILB, tallying 89 tackles, a career-high three sacks, five tackles for loss, one interception, three passes defended, one forced fumble and one fumble recovery...Forced a fumble of Ravens RB Ray Rice, the first forced fumble of his career at Baltimore, Sept. 15...Posted six tackles (four solo) at Minnesota, Sept. 22. Deflected a QB Christian Ponder pass to cause S T.J. Ward's interception, while he recovered a loose ball on LB Jabaal Sheard's sack-fumble...Recorded six tackles (five solo) and his first sack of the season and the second of his career vs. Buffalo, Oct. 3...Posted a team-high 10 solo tackles and a sack at Kansas City, Oct. 27...Intercepted Roethlisberger, returning it 12 yards at Pittsburgh, Dec. 29. **2012** – Appeared in all 16 games with three starts and posted totals of 83 tackles (56 solo), two interceptions, one sack for a loss of 10 yards, two fumble recoveries, three passes defended and 10 special teams stops. Part of a kickoff unit that ranked second in the league, having allowed a 19.8-yard average on 43 returns...Picked off Eagles QB Michael Vick in NFL debut in the team's opener vs. Philadelphia, Sept. 9. Along with the interception by rookie

# VETERANS

L.J. Fort, they became the only Browns linebackers to record a pick in their NFL debuts since 1970... Intercepted a Joe Flacco pass in the end zone at Baltimore, Sept. 27... Recorded first career sack after dropping Cowboys QB Tony Romo at Dallas, Nov. 18... Recorded one fumble recovery vs. Pittsburgh, Nov. 25... Tallied a career-high 14 tackles (career-high 12 solo) at Denver, Dec. 23.  
**2011** – Spent final two weeks of season on the Browns’ practice squad.

**COLLEGE** – Four-year letterman at North Texas from 2007-10, appearing in 48 games and totaling 382 career tackles, 3.5 sacks and nine interceptions... In 2010, recorded 133 tackles (71 solo), two sacks, an interception, a forced fumble and a fumble recovery in 12 games... In 2009, played in 12 games and posted a team-leading 107 tackles (67 solo) on his way to being named honorable mention All-Conference. Added three tackles for loss, 1.5 sacks, one interception, one forced fumble and one fumble recovery... In 2008, started all 12 games and finished second on the team with 94 tackles and two interceptions... As a freshman, won the 2007 Byron Gross Award for the team’s most outstanding linebacker, after tallying 48 tackles and five interceptions... Received a bachelor’s degree, as well as a master’s in programming.

**PERSONAL** – Attended Stafford (Texas) HS... Played quarterback, running back, wide receiver and defensive back, while also handling kicking and punting duties... Earned 11 total letters in four sports, including first-team All-District nods in basketball, baseball and football... In 2012, established the Craig Robertson Foundation, which supports YMCA programs... Named the Browns 2014 Walter Payton Man of the Year... Participated in various Browns community events, including school, hospital and military visits, Play 60 clinics and Shop with Pro programs, while also volunteering at Cleveland Food Bank and Boys & Girls Clubs... Participated in the Saints Hall of Fame 2016 Golf Tournament... Hopes to pursue his Ph.D... Worked as a fitness instructor in 2011 after the end of his college career before joining the Browns practice squad for the final two weeks of the season... Enjoys bowling and playing golf... Born William Craig Robertson on Feb. 11, 1988.

## CRAIG ROBERTSON

Year	Team	TACKLES							INTERCEPTIONS					FUMBLES			
		GP	GS	Tot	Solo	Asst	Sk	Yds	No	Yds	Lg	TD	PD	FF	FR	Yds	
2011	Cleveland																
2012	Cleveland	16	3	83	56	27	1.0	10.0	2	1	1	0	3	0	2	2	
2013	Cleveland	14	14	89	63	26	3.0	4.0	1	12	12	0	3	1	1	7	
2014	Cleveland	16	11	92	52	40	0.0	0.0	2	30	15	0	4	0	1	0	
2015	Cleveland	12	9	50	30	20	0.0	0.0	1	38	38	0	5	1	1	9	
<b>NFL totals</b>		<b>58</b>	<b>37</b>	<b>314</b>	<b>201</b>	<b>113</b>	<b>4.0</b>	<b>14.0</b>	<b>6</b>	<b>81</b>	<b>38</b>	<b>0</b>	<b>15</b>	<b>2</b>	<b>5</b>	<b>18</b>	

**ADDITIONAL STATISTICS: Special Teams Tackles** — (2012, 10); (2013, 3); (2014, 10); (2015, 9) **Total: 32.**

**CAREER HIGHS: Tackles** — 14, at Denver (12/23/12); **Solo Tackles** — 12, at Denver (12/23/12); **Sacks** — 1.0 (4x), last at Kansas City (10/27/13); **Interceptions** — 1 (6x), last vs. Pittsburgh (1/3/16); **Long Interception Return** — 38, vs. Pittsburgh (1/3/16); **Passes Defensed** — 2, vs. Philadelphia (9/9/12); **Forced Fumbles** — 1 (2x), last vs. Tennessee (9/20/15); **Fumble Recoveries** — 1 (5x), last vs. Pittsburgh (1/3/16).



**JAMARCA SANFORD****33 S**

HEIGHT: 5-10    WEIGHT: 200  
 COLLEGE: MISSISSIPPI  
 JOINED SAINTS: FA-14  
 NFL EXPERIENCE: 8  
 BORN: 8/27/85

**NFL CAREER** – Sanford is an experienced safety who has seen significant action for three teams since entering the NFL in 2009 as a seventh round draft pick of the Minnesota Vikings. He's played in 95 career games with 46 starts for the Vikings, Washington Redskins and the Saints with career totals of 328 tackles (228 solo), one sack, three interceptions, 16 passes defended, eight forced fumbles, six fumble recoveries, 57 special teams stops and one coverage forced fumble.

**CAREER TRANSACTIONS** – Placed on Injured Reserve, 6/17/16; Agreed to terms on a one-year contract, 3/17/16; Re-signed to a one-year contract, 3/6/15; Signed by New Orleans, 11/12/14; Waived by Washington, 10/26/14; Signed by Washington, 9/29/14; Waived by Minnesota, 9/8/14; Placed on Injured Reserve by Minnesota, 8/30/14; Re-signed by Minnesota to a two-year contract, 3/14/13; Signed by Minnesota to a four-year contract, 6/22/09; Selected in the seventh-round (231st overall) by Minnesota in the 2009 NFL Draft.

**2015** – Played in all 16 games in his first full season as a Saint and totaled nine tackles (six solo), one interception, one pass defended and nine special teams stops...Played on defense and special teams in the team's opener at Arizona, Sept. 13, posting two stops (one solo)...Saw action on defense and on special teams, recording three defensive stops at Philadelphia, Oct. 11...Saw time on special teams, recording one tackle vs. Atlanta, Oct. 15...Played on special teams at Indianapolis, Oct. 25, and posted one tackle...Saw time on defense and on special teams, making one special teams tackle vs. N.Y. Giants, Nov. 1...Played primarily on special teams, registering two coverage stops at Washington, Nov. 15...Posted one assisted tackle while playing on special teams at Houston, Nov. 29...Saw action on defense and on special teams vs. Carolina, Dec. 6, and made one assisted tackle...Played on defense and on special teams, recording one solo tackle vs. Detroit, Dec. 21...Saw time on defense and special teams and made two coverage tackles vs. Jacksonville, Dec. 27...Saw action on defense and special teams in the team's season finale at Atlanta, 1/3/16, and made three tackles (two solo), an interception late in the fourth quarter to set up the game-winning field goal and one pass defended. The interception was his first as a Saint and the third of his career.

**2014** – Appeared in three games for Washington and posted two special teams tackles before signing with the Saints at midseason and playing in six contests with two starts, where he posted 15 tackles (nine solo) and two special teams stops...Inactive vs. Atlanta, Dec. 21 with a hamstring injury...Made his debut as a Saint vs. Cincinnati, Nov. 16 and played primarily on special teams...Played on both defense and special teams vs. Baltimore, Nov. 24 and notched his first cover-



age tackle as a Saint...Started at Chicago, Dec. 15 and posted five tackles (two solo) and one special teams stop...Started and made 10 stops (seven solo) at Tampa Bay, Dec. 28. **2013** – In 13 games for Minnesota, all of which he started, Sanford posted 79 tackles (59 solo), two passes defensed, two forced fumbles, one fumble recovery and three special teams stops...Inactive for consecutive games at Dallas, Nov. 3 and vs. Washington, Nov. 7 (groin)...Left game vs. Cleveland, Sept. 22 with injury and inactive following week vs. Pittsburgh, Sept. 29, at Wembley for International Series game...Notched nine tackles in the opener at Detroit, Sept. 8...Had a season-best 12 tackles at N.Y. Giants, Oct. 21 on Monday Night Football and had 10 tackles week before vs. Carolina, Oct. 13...Left game vs. Green Bay, Oct. 27 (groin). **2012** – Appeared in all 16 regular season games and started final 13 regular season contests and Wild Card Playoff at Green Bay, 1/5/13. Playoff start was first of career. Recorded 80 tackles (54 solo), five passes defensed, four forced fumbles, two fumble recoveries and six special teams stops and one coverage forced fumble...Notched a season-best 12 tackles vs. Tampa Bay, Oct. 25...Made seven stops (six solo) and two special teams tackles in the playoff contest. **2011** – Stepped into full-time starting role for first time, opening all 15 games he played and ranked third on team and led Vikings secondary with 118 tackles, also leading club with two interceptions and posted season's longest interception return with a 52-yarder vs. Arizona, Oct. 9 in club's first win...Notched career-best 16 stops vs. New Orleans, Dec. 18 and had double-digit tackles in three games...Also added eight passes defensed, one forced fumble, two fumble recoveries and seven special teams stops. **2010** – Started final two games at free safety and played in 12 games overall, making 16 tackles, one sack, one fumble recovery and nine special teams stops...Notched his lone sack of the season on Eagles QB Michael Vick at Philadelphia, Dec. 28...Productive in his two starts, notching five tackles per game, adding one sack and one fumble recovery. **2009** – Started first career game vs. Cincinnati, Dec. 13, appearing in 14 games overall and posted 15 tackles (12 solo), one forced fumble and 19 special teams stops to rank third on the team...Posted season-best five tackles on defense at Arizona, Dec. 6...Had season-high three special teams tackles vs. Baltimore, Oct. 18 and vs. Cincinnati, Dec. 13. In postseason had a special teams stop.

**COLLEGE** – Started all 44 games he played at Mississippi, where he served as a team captain as senior...Was the SEC's active tackles leader during his career...Named Southeastern Conference Defensive Player of the Week for his performance against Florida with a career-high 11 solo tackles as a senior while handing the eventual national champions their only loss. Recognized after 2008 spring practice at Mississippi with the Chucky Mullins Courage award and wore the number 38 patch to recognize the late Rebels player during the season...Started ten games as a junior at SS...Started all 11 games as a sophomore in 2006, opening seven contests at SS and four at LB...Redshirted in 2004...Earned a bachelor's degree in criminal justice.

**PERSONAL** – Led South Panola (Batesville, Miss.) HS to a 15-0 mark and the Class 5A state title as a senior...Helped team reach nine in *USA Today* national rankings...Most Valuable Player of the state title game...His team was 14-1 and the state runner-up as a junior...All-State OLB as a senior...Helped the Vikings kick off the 2010 Vikings Children's Fund Summer Lunch Program at Ames Ele-



# VETERANS

mentary School in St. Paul... Took part in the Vikings Planet purple tree planting in 2009... Comes from a football family, cousin Peria Jerry was a fellow 2009 NFL Draft pick who played for the Atlanta Falcons from 2009-13 and is also related to Dwayne Rudd, a first round draft pick by the Vikings in 1997, who enjoyed a seven-year career with Minnesota (1997-2000), Cleveland (2001-02) and Tampa Bay (2003).

## JAMARCA SANFORD

Year	Team	GP	GS	TACKLES			Yds	INTERCEPTIONS					FUMBLES			
				Tot	Solo	Asst		Sk	No	Yds	Lg	TD	PD	FF	FR	Yds
2009	Minnesota	14	1	15	12	3	0.0	0	0	0	0	0	0	1	0	0
2010	Minnesota	12	2	16	11	5	1.0	0	0	0	0	0	0	1	1	0
2011	Minnesota	15	15	118	77	41	0.0	2	69	52	0	8	1	2	3	0
2012	Minnesota	16	13	80	54	26	0.0	0	0	0	0	5	4	2	0	0
2013	Minnesota	13	13	79	59	20	0.0	0	0	0	0	2	2	1	0	0
2014	Washington	3	0	0	0	0	0.0	0	0	0	0	0	0	0	0	0
2014	New Orleans	6	2	15	9	6	0.0	0	0	0	0	0	0	0	0	0
2015	New Orleans	16	0	9	6	3	0.0	1	3	3	0	1	0	0	0	0
<b>NFL totals</b>		<b>95</b>	<b>46</b>	<b>328</b>	<b>228</b>	<b>104</b>	<b>1.0</b>	<b>1.0</b>	<b>3</b>	<b>72</b>	<b>52</b>	<b>0</b>	<b>16</b>	<b>8</b>	<b>6</b>	<b>3</b>
<b>Saints totals</b>		<b>22</b>	<b>2</b>	<b>24</b>	<b>15</b>	<b>9</b>	<b>0.0</b>	<b>0.0</b>	<b>1</b>	<b>3</b>	<b>3</b>	<b>0</b>	<b>1</b>	<b>0</b>	<b>0</b>	<b>0</b>

**ADDITIONAL STATISTICS: Special Teams Tackles** — (2009, 19); (2010, 9); (2011, 7); (2012, 6); (2013, 3); (2014, 4); (2015, 9)  
**Total: 57; Special Teams Forced Fumbles** — (2012, 1) **Total: 1.**

**CAREER HIGHS: Tackles** — 16, vs. New Orleans (12/18/11); **Sacks** — 1, at Philadelphia (12/28/10); **Interceptions** — 2, vs. Arizona (10/9/11); **Long Interception Return** — 52, vs. Arizona (10/9/11); **Int. Ret. for TD** — 0; **Passes Defended** — 3, vs. Arizona (10/9/11); **Forced Fumbles** — 1 (8x), last at Baltimore (1/8/13); **Fumble Recoveries** — 1 (6x), last at Cincinnati (12/22/13); **Special Teams Tackles** — 3 (2x), last vs. Cincinnati (12/13/09).

### POSTSEASON

Year	Team	GP	GS	TACKLES			Yds	INTERCEPTIONS					FUMBLES			
				Tot	Solo	Asst		Sk	No	Yds	Lg	TD	PD	FF	FR	Yds
2009	Minnesota	2	0	0	0	0	0.0	0	0	0	0	0	0	0	0	0
2012	Minnesota	1	1	7	6	1	0.0	0	0	0	0	0	0	0	0	0
<b>NFL totals</b>		<b>3</b>	<b>1</b>	<b>9</b>	<b>6</b>	<b>3</b>	<b>0.0</b>	<b>0.0</b>	<b>0</b>	<b>0</b>	<b>0</b>	<b>0</b>	<b>0</b>	<b>0</b>	<b>0</b>	<b>0</b>

**ADDITIONAL POSTSEASON STATISTICS: Special Teams Tackles** — (2009, 1); (2012, 2) **Total: 3**

**POSTSEASON CAREER HIGHS: Tackles** — 7, at Green Bay (1/5/13); **Sacks** — 0; **Interceptions** — 0; **Int. Ret for TD** — 0; **Passes Defended** — 0; **Forced Fumbles** — 0; **Fumble Recoveries** — 0; **Special Teams Tackles** — 2, at Green Bay (1/5/13).



## WILLIE SNEAD

### 83 WR

**HEIGHT: 5-11**    **WEIGHT: 195**  
**COLLEGE: BALL STATE**  
**JOINED SAINTS: FA-14**  
**NFL EXPERIENCE: 2**  
**BORN: 10/17/92**



**NFL CAREER** — First entered the NFL as an undrafted free agent with Cleveland in 2014 out of Ball State, where he ranked second in club record books in receptions (223) and receiving yardage (2,991). After spending the final three weeks

of 2014 on the Saints practice squad, Snead snared a roster spot in 2015 with his standout play in the preseason. He appeared in 15 games with eight starts and made 69 receptions for 984 yards (14.3 avg.) and three touchdowns.

**CAREER TRANSACTIONS** – Signed by the New Orleans Saints to reserve/future contract, 12/29/14; Signed by Saints to practice squad, 12/11/14; Released from Carolina Panthers practice squad, 11/6/14; Signed to Panthers practice squad, 9/23/14; Waived by Cleveland Browns, 8/30/14; Signed by Browns as undrafted free agent, 5/12/14.

**2015** – Appeared in 15 games with eight starts. Snead earned a spot on the initial 53-man roster out of the preseason, making an immediate impact for New Orleans. In fact, after posting his first career reception of 63 yards on Sept. 13 at Arizona, Snead never took his foot off of the pedal, hauling in 69 passes for 984 yards and three touchdowns. Both his receptions and receiving yardage totals were the second-most among those making their NFL playing debuts in 2015. Also ranked 13th in the NFL in third down receptions with 25...Posted first career reception, the 63-yard catch in opener at Arizona, Sept. 13...Caught four passes for 44 yards, including his first career touchdown, a 16-yard grab from Drew Brees in the fourth quarter vs. Tampa Bay, Sept. 20...Finished with 89 yards on six receptions vs. Dallas, Oct. 4...Made his first career start at Philadelphia, Oct. 11, and recorded first career game of 100 receiving yards or more, finishing with 141 yards on six receptions, with a long of 59 yards...Played on both offense and special teams and made four receptions for 55 yards (13.8 avg.) vs. Atlanta, Oct. 15...Started at Indianapolis, Oct. 25 and caught three passes for 25 yards...Started and saw action on special teams vs. N.Y. Giants, Nov. 1, and posted 70 yards on six receptions and added a career-best two touchdown grabs. Recovered RB/RS Marcus Murphy's fumble on final kickoff return of contest that set up game-winning field goal...Started and caught team-high six passes to tie career-high for team-high 95 yards vs. Tennessee, Nov. 8...Started at Houston, Nov. 29 and finished with 50 yards on four receptions...Inactive vs. Carolina, Dec. 6 (calf)...Caught career-high seven passes for 122 yards at Tampa Bay, Dec. 13...Started vs. Detroit, Dec. 21 and posted a career-high 10 catches for 76 yards...Started and caught four passes for 75 yards vs. Jacksonville, Dec. 27...Started the team's season finale at Atlanta, 1/3/16 and finished with three receptions for 35 yards.

**COLLEGE** – Ranked second in Ball State career annals for receptions (223) and receiving yardage (2,991). Left school ranked first in record books with 13 career 100-yard receiving games, and one of only two players in program history with two 1,000-yard receiving seasons...As junior, started 13 games and totaled 106 receptions for 1,516 yards and 15 touchdowns, all single-season school records. Receiving yardage and catch totals on season ranked third in nation, while his 116.6 receiving yards per game ranked fourth. Named All-MAC first-team...As a sophomore, appeared in 13 games with 12 starts, finishing with 1,148 receiving yards and nine touchdowns on 89 catches. Tied for first in nation with 58 plays of 10 yards or more...As a freshman, started four of his 11 games played, catching 28 passes for 327 yards and two touchdowns. Finished coursework in the 2016 offseason and will graduate following completion of an internship.

**PERSONAL** – Attended Muskegon Heights (Mich.) HS for his last three



## VETERANS

years, where he also played basketball...A four-year letterman for Willie Snead III, his father and head coach...Received All-State accolades as junior and senior...Contributed to four district championships, three regional titles and one Michigan state championship, playing under his father at Holland (Mich.) Christian HS as a freshman...Named Michigan Player of the Year as senior, after totaling 2,500 passing yards, 10 passing TDs, 1,320 rushing yards and 13 rushing TDs...Finished high school career with 4,000 passing yards and 40 TD passes, supplemented by 2,500 rushing yards and 29 rushing TDs...Given name is Willie Lee Snead IV...Born in Winter Park, Fla and lists Belle Glade, Fla. as hometown...Nickname growing up was “Willie Beaman” because he played quarterback from start of football career through high school...Father played football at the University of Florida, was drafted by the New York Jets in 1989 and also played for the Houston Oilers...He’s a longtime high school and college football coach who recently retired...Worked as counselor at Manning Passing Academy in 2013 and 2016...Attended the Touchdown Club of New Orleans’ 2016 Saints crawfish boil.

### WILLIE SNEAD

Year	Team	GP	GS	RECEIVING				
				No	Yds	Avg	Lg	TD
2015	New Orleans	15	8	69	984	14.3	63	3
<b>NFL Totals</b>		<b>15</b>	<b>8</b>	<b>69</b>	<b>984</b>	<b>14.3</b>	<b>63</b>	<b>3</b>

**CAREER HIGHS: Receptions** — 10, vs. Detroit (12/21/15); **Receiving Yards** — 141, at Philadelphia (10/11/15); **Long Reception** — 63, at Arizona (9/13/15); **Receiving TDs** — 2, vs. New York Giants (11/1/15).



## C.J. SPILLER

### 28 RB

HEIGHT: 5-11    WEIGHT: 200  
 COLLEGE: CLEMSON  
 JOINED SAINTS: UFA-15 (BUF)  
 NFL EXPERIENCE: 7  
 BORN: 8/5/87



**NFL CAREER** — C.J. Spiller enters his second season with the New Orleans Saints looking to make an impact in the running game, passing game and on special teams, utilizing his explosive abilities. Since first coming into the league in 2010 as a first round draft pick of the Buffalo Bills (ninth overall), Spiller has shown his versatility, playing in 83 career contests with 38 starts and carrying 704 times for 3,433 yards (4.9 avg.) with 12 touchdowns, recording 192 receptions for 1,434 yards (7.5 avg.) with eight touchdowns, returning 67 kickoffs for 1,612 yards (24.1 avg.) with two touchdowns and bringing back 25 punts for 302 yards (12.1 avg.).

**CAREER TRANSACTIONS** — Placed on Injured Reserve, 12/31/15; Agreed to terms with New Orleans on a four-year contract (UFA-BUF), 3/13/15; Acti-

vated by Buffalo from Injured Reserve/Designated to Return, 12/15/14; Placed by Buffalo on Injured Reserve/Designated to Return, 10/21/14; Signed by Buffalo to a five-year contract, 8/6/10; Selected by Buffalo Bills in the first round (ninth overall) of the 2010 NFL Draft.

**HONORS** – **2012:** Pro Bowl; FedEx Ground Player of the Week (Week One); **2011:** FedEx Ground Player of the Week (Week 16); **2010:** AFC Special Teams Player of the Week (Week Three).

**2015** – Played in 13 games with two starts. Carried 36 times for 112 yards, posted 34 receptions for 239 yards (7.0 avg.) with two touchdowns and returned seven kickoffs for 149 yards...Inactive with a knee injury for the opener at Arizona, Sept. 13...Played in first game as a Saint vs. Tampa Bay, Sept. 20, rushing three times for seven yards and making one catch for 19 yards...Made the start at Carolina, Sept. 27, rushing for four yards on carry and making two receptions for 22 yards...Caught a career-long 80-yard game-winning touchdown in overtime, vs. Dallas, Oct. 4 and finished with five catches for a career-high 99 yards. Added 10 yards on two carries...Rushed for 16 yards on four attempts at Indianapolis, Oct. 25, while catching a team-high six passes for 32 yards, with a long of 17...Carried four times for 21 yards vs. N.Y. Giants, Nov. 1, and added two receptions for 15 yards, including the game-tying nine-yard touchdown grab late in the fourth quarter...Carried twice for two yards, posted two catches for 16 yards and returned a kickoff for 24 yards vs. Detroit, Dec. 21. **2014** – Started five-of-nine games he participated in for Buffalo and rushed for 300 yards on 78 carries, while catching 19 passes for 125 yards and a touchdown. Also brought back 10 kickoffs for 306 yards (30.6 avg.) with a touchdown...In season opener at Chicago, Sept. 7, started and tallied 53 rushing yards on 15 carries and 11 yards on three receptions, including a seven-yard touchdown grab...Returned career-long 102 yard kickoff return for a touchdown vs. Miami, Sept. 14. Also carried the ball 12 times for 69 yards (5.8 avg.) and caught a nine-yard pass...Tallied 25 rushing yards and caught three passes for 37 yards vs. San Diego, Sept. 21...Carried 15 times for 60 yards and caught three passes for 24 yards at Houston, Sept. 28...Started and broke off season-best 53-yard run in second quarter vs. Minnesota, Oct. 19 to help set up a field goal before suffering a collarbone injury that forced him to be placed on Injured Reserve/Designated to Return before returning to action for final two contests.

**2013** – Played in 15 games for Buffalo, starting 10. Carried 202 times for 933 yards (4.6 avg.), including two touchdowns and made 33 receptions for 185 yards. Tallied more than 100 yards rushing in four games...Gained 103 yards on 16 attempts (6.4 avg.) and 14 yards on three receptions vs. Carolina, Sept. 15... Played in his 50th career game and made his 25th career start vs. Baltimore, Sept. 29 and tallied 77 yards on 23 carries...Carried eight times for 66 yards, including a 54-yard touchdown scamper at Cleveland, Oct. 3...Carried 10 times for 55 yards and added two receptions for 11 yards vs. Cincinnati, Oct. 13...Inactive due to injury at New Orleans, Oct. 27...Returned to action and tallied 116 yards rushing on 12 carries and added two receptions for 39 yards vs. Kansas City, Nov. 3...Tallied 149 yards on 15 carries (9.9 avg.) vs. Atlanta, Dec. 1 – the second most in his career. 77-yard run in the first quarter marked a career long carry and later scored on a 36 yard dash in the fourth quarter...Racked up 67 yards on 13 carries (5.2 avg.) at Jacksonville, Dec. 15...Started and gained 77



yards on 20 carries and added 26 yards on three receptions vs. Miami, Dec. 22...Carried 19 times, rushing for 105 yards-marking the 10th time in his career having crossed the century mark at New England, Dec. 29. Also added five receptions for 28 yards. **2012** – Selected to the Pro Bowl after finishing with 1,244 yards on 207 carries (6.0 avg.) and six touchdowns and also tallied 459 yards on 43 catches and two touchdowns...In opener at N.Y. Jets, Sept. 9, tallied a career-high 169 yards rushing on 14 carries (12.1 avg.), including a second quarter 56-yard touchdown. Also notched two receptions for 25 yards...vs. Kansas City, Sept. 16, tallied 123 yards on 15 carries (8.2 avg.), as well as three receptions for 47 yards with back-to-back 100-yard games for the first time in his career...Tallied 16 yards rushing on four carries and 42 yards with one touchdown on two catches before leaving with an injury in the first quarter at Cleveland, Sept. 23. Scored on a 32-yard reception, extending TD streak to six games, the longest by a Bill since Thurman Thomas' six-game streak in 1990 (games 10-15)...Finished with 33 yards on eight carries and two catches for five yards vs. New England, Sept. 30...Recorded game-high 88 yards on 12 carries (7.3 avg.) with a touchdown and also notched 22 yards on four receptions at Arizona, Oct. 14...Tallied 70 yards on 12 carries (5.8 avg.) and 32 yards on six receptions vs. Tennessee, Oct. 21...Tallied six carries for 39 yards (6.5 avg.) and five receptions for 63 yards (12.6 avg.) at Houston, Nov. 4...Had nine carries for 70 yards (7.8 avg.) and four catches for 61 yards (15.3 avg.) at New England, Nov. 11...Tallied game-high 91 rushing yards on 22 carries (4.1 avg.) and also had three catches for 39 yards (13.0 avg.) vs. Miami, Nov. 15...Had game-high 107 yards on 14 carries (7.6 avg.) at Indianapolis, Nov. 25...Finished with 77 yards on 14 carries, including a 44-yard touchdown scamper and added a seven-yard catch vs. Jacksonville, Dec. 2...Tallied 37 yards on seven carries (5.3 avg.) and a 15-yard catch vs. St. Louis, Dec. 9...Tallied 103 yards on 17 carries (6.1 avg.) as he reached 1,000 yards for first time vs. Seattle, Dec. 16...Gained 138 yards on 22 carries (6.3 avg.), including a 62-yard run, and 35 yards on four receptions at Miami, Dec. 23...Tallied 59 yards on 24 carries and 72 yards on two receptions vs. N.Y. Jets, Dec. 30. **2011** – Played in all 16 games in his second season with 11 starts. Carried 107 times for 561 yards (5.2 avg.) with four touchdowns, caught 39 passes for 269 yards with two touchdowns, brought back 13 punts for 127 yards (9.8 avg.) and returned six kickoffs for 143 yards (23.8 avg.). Took over starting duties in Week 13 and totaled 563 scrimmage yards for weeks 13-17, fifth-most in the AFC. Ranked fifth in AFC in yards per carry...Scored the first rushing touchdown of career on a nine-yard scamper at Kansas City, Sept. 11...Gained 63 rushing yards on four carries (15.8 avg.) and added a 26-yard scamper in the fourth quarter to help set up a TD, giving Bills a 31-28 lead vs. Oakland, Sept. 18...Notched two carries for 13 yards and two catches for three yards vs. Philadelphia, Oct. 9...Started split out as a WR and recorded five catches for 39 yards and two punt returns for 11 yards at N.Y. Giants, Oct. 16...Tallied two catches for nine yards and had three punt returns for 22 yards, including a long of 13 yards vs. Washington, Oct. 30...Had one carry for a yard, also returned two kickoffs for 61 yards with a long of 35 yards at Dallas, Nov. 13...Had three carries for two yards, two catches for 18 yards, returned four punts for 60 yards, including a career-long 45-yard runback and had three kickoff returns for 66 yards at Miami, Nov. 20...Made his first career-road start at RB and tallied a team-high 55 yards on 19 carries, also had three catches for 15 yards and one punt return for nine yards at



N.Y. Jets, Nov. 27...Led team with 83 yards on 14 carries, including a 35-yard TD run and also tallied three catches for 19 yards for 102 scrimmage yards vs. Tennessee, Dec. 4...Had 91 rushing yards on 12 carries (7.6 avg.), a game-high and career-high nine receptions for 76 yards, including two touchdowns on a 24-yard run and a three-yard catch to total 167 scrimmage yards vs. Miami, Dec. 18...Tallied 111 yards on 16 carries (6.9 avg.), including a 38-yard run and a touchdown in his first career 100-yard game vs. Denver, Dec. 24...Had 60 yards on 13 carries and 40 receiving yards on four catches with a touchdown at New England, 1/1/12. **2010** – Played in 14 games with one start as a rookie for Buffalo and finished with 74 carries for 283 yards (3.8 avg.), caught 24 passes for 157 yards with one touchdown, returned 12 punts for 175 yards (14.6 avg.) and brought back 44 kickoffs for 1,014 yards with one touchdown...vs. Green Bay, Sept. 19, returned six kickoffs for 174 yards and caught four passes for 23 yards...Scored his first two career touchdowns at New England, Sept. 26 – a five-yard reception and a 95-yard kickoff return. Also added four rushes for 29 yards...Returned seven kickoffs for 146 yards, posted five carries for 31 yards and a three-yard grab vs. Jacksonville, Oct. 10...Produced 33 rushing yards on seven carries, adding 75 kickoff return yards on three attempts, at Baltimore, Oct. 24...Posted 14 rushing yards and returned three punts for 44 yards before leaving the game with a hamstring injury and did not return vs. Detroit, Nov. 14...Posted a 41-yard reception, finishing with two catches for 54 yards and 30 rushing yards on six carries vs. New England, Dec. 26...Returned four kickoffs for 81 yards, two punts for 41 yards and carried the ball three times for five yards at N.Y. Jets, 1/2/11.

**COLLEGE** – Led ACC in all-purpose yards with 7,588 in his career, finishing second in NCAA Division I history. First player in conference history with at least 1,000 yards rushing (1,212) and 500 receiving (503) in same season (2009). Tied an all-time NCAA record with eight kickoff return touchdowns. Joins former Saints running back Reggie Bush as the only college football players in history with 3,000 yards rushing (3,547), 1,500 yards on kickoff return yards (2,052), 1,000 in receiving yards (1,420) and 500 in punt return yards (569). Set 31 Clemson records, including all-purpose running, returns for touchdowns and many others. Sixth player in ACC history with 3,000 rushing yards and 1,000 receiving yards in a career. Had 21 touchdowns of 50 yards or more. Had a career-best time of 6.58 in the 60 and 10.22 in the 100 meters...As a senior in 2009, was the College Football Performance Awards Kickoff Returner Trophy recipient, the first award at the position in college football history...Unanimous All-American selection, becoming first player in Clemson history to receive that honor...Finalist for the Doak Walker Award, given to the nation's top running back...First-team All-ACC choice and named ACC Player of the Year, becoming the first Tiger since 1987...Finished sixth in the 2009 Heisman Trophy voting...Returned four kickoffs and a punt for touchdowns, ranking second in the ACC and 14th in the country with an average of 32.83 yards on 23 kickoff returns for 755 yards...Led the team with a career-best 1,212 rushing yards and 12 touchdowns on 216 carries...Finished third on the team with 36 catches for 503 yards and four touchdowns...Received a bachelor's degree in sociology.

**PERSONAL** – Totaled 5,511 career rushing yards on 541 carries in his prep career at Union County (Lake Butler, Fla.) HS...Scored 39 career total touchdowns...A



## VETERANS

three-time All-State selection... Was tabbed as both a first-team All-USA Today and Parade All-American selection... EA Sports second-team All-American... Played in the U.S. Army All-American game and was also selected to play in the California-Florida High School All-Star game... As a senior, carried the ball 176 times for 1,840 yards along with 30 touchdowns, added 15 catches for 249 yards... One of the top track athletes in Florida and the state champion in the 100m and 200m.

### C.J. SPILLER

Year	Team	GP	RUSHING					TD	RECEIVING				
			GS	Att	Yds	Avg	Lg		No	Yds	Avg	Lg	TD
2010	Buffalo	14	1	74	283	3.8	20	0	24	157	6.5	41	1
2011	Buffalo	16	11	107	561	5.2	38	4	39	269	6.9	19	2
2012	Buffalo	16	9	207	1,244	6.0	62	6	43	459	10.7	66t	2
2013	Buffalo	15	10	202	933	4.6	77	2	33	185	5.6	27	0
2014	Buffalo	9	5	78	300	3.8	53	0	19	125	6.6	25	1
2015	New Orleans	13	2	36	112	3.1	11	0	34	239	7.0	80t	2
<b>NFL Totals</b>		<b>83</b>	<b>38</b>	<b>704</b>	<b>3,433</b>	<b>4.9</b>	<b>77</b>	<b>12</b>	<b>192</b>	<b>1,434</b>	<b>7.5</b>	<b>80t</b>	<b>8</b>
<b>Saints Totals</b>		<b>13</b>	<b>2</b>	<b>36</b>	<b>112</b>	<b>3.1</b>	<b>11</b>	<b>0</b>	<b>34</b>	<b>239</b>	<b>7.0</b>	<b>80t</b>	<b>2</b>

Year	Team	No	FC	PUNT RETURNS				TD	KICKOFF RETURNS			
				Yds	Avg	Lg	TD		No	Yds	Avg	Lg
2010	Buffalo	12	8	175	14.6	34	0	44	1,014	23.0	95t	1
2011	Buffalo	13	8	127	9.8	45	0	6	143	23.8	35	0
2012	Buffalo	0	0	0	-	-	0	0	0	-	-	0
2013	Buffalo	0	0	0	-	-	0	0	0	-	-	0
2014	Buffalo	0	0	0	-	-	0	10	306	30.6	102t	1
2015	New Orleans	0	0	0	-	-	0	7	149	21.3	26	0
<b>NFL Totals</b>		<b>25</b>	<b>16</b>	<b>302</b>	<b>12.1</b>	<b>45</b>	<b>0</b>	<b>67</b>	<b>1,612</b>	<b>24.1</b>	<b>102t</b>	<b>2</b>
<b>Saints Totals</b>		<b>0</b>	<b>0</b>	<b>0</b>	<b>-</b>	<b>-</b>	<b>0</b>	<b>7</b>	<b>149</b>	<b>21.3</b>	<b>26</b>	<b>0</b>

**CAREER HIGHS:** Rushes — 24 (2x), last vs. New York Jets (12/30/12); **Rushing Yards** — 169, at New York Jets (9/9/12); **Long Rush** — 77, vs. Atlanta (12/1/13); **Rushing TDs** — 2, vs. Kansas City (9/16/12); **Receptions** — 9, vs. Miami (12/18/11); **Receiving Yards** — 76, vs. Miami (12/18/11); **Long Reception** — 80t, vs. Dallas (10/5/15); **Receiving TDs** — 1 (8x), last vs. New York Giants (11/1/15); **Kickoff Returns** — 7, vs. Jacksonville (10/10/10); **Kickoff Return Yards** — 189, at New England (9/26/10); **Long Kickoff Return** — 102t, vs. Miami (9/14/14); **Kickoff Returned for TD** — 1 (2x), last vs. Miami (9/14/14).



## TONY STEWARD

### 97 LB

HEIGHT: 6-0      WEIGHT: 241  
 COLLEGE: CLEMSON  
 JOINED SAINTS: FA-16  
 NFL EXPERIENCE: 2  
 BORN: 9/19/92



**NFL CAREER** – The New Orleans Saints signed Tony Steward after he participated on a tryout basis at the club's rookie minicamp to give the club another young player with experience on both defense and special teams. A sixth round draft pick of the Buffalo Bills in 2015, he played in seven games as a rookie and recorded two tackles. The Hastings, Fla. native will come in and compete for playing time on both defense and special teams.



## VETERANS

**CAREER TRANSACTIONS** – Signed by Saints, 5/16/16; Waived by New England, 5/11/16; Signed by New England, 4/22/16; Waived by Buffalo, 4/19/16; Placed on Injured Reserve by Buffalo, 12/10/15; Signed by Buffalo to a four-year contract, 5/18/15; Selected by Buffalo in the sixth round (188th overall) in the 2015 NFL Draft.

**2015** – Played in seven games, contributing primarily on special teams. Finished with two tackles (one solo)...Made his NFL debut vs. Cincinnati, Oct. 18...Had two stops (one solo) vs. Houston, Dec. 6.

**COLLEGE** – In four years at Clemson, posted 224 tackles, 4.5 sacks, two passes defended, one forced fumble and one fumble recovery...As a senior, had 73 tackles, 10 tackles for loss, 3.5 sacks, a team-high 13 quarterback pressures and one pass defended, starting all 12 games he played in...In 13 games as a junior, had 37 tackles, including seven special teams stops to tie for second on the team, 3.5 tackles for loss, one sack, one quarterback pressure, one pass defended and one forced fumble...Graduated with a bachelor's degree in parks, recreation & tourism management in 2014.

**PERSONAL** – Captured the Dick Butkus Award given to the top high school linebacker in the nation and was a *USA Today* First-Team All-American as a senior at Pedro Menendez (St. Augustine, Fla.) HS in 2010 when he had 81 tackles, five sacks and also scored 10 touchdowns on offense...Born Sept. 19, 1992.

### TONY STEWARD

Year	Team	GP	GS	Tot	TACKLES			Yds	INTERCEPTIONS				FUMBLES			
					Solo	Asst	Sk		No	Yds	Lg	TD	PD	FF	FR	Yds
2015	Buffalo	7	0	2	1	1	0.0	0.0	0	0	0	0	0	0	0	0
<b>NFL Totals</b>		<b>7</b>	<b>0</b>	<b>2</b>	<b>1</b>	<b>1</b>	<b>0.0</b>	<b>0.0</b>	<b>0</b>	<b>0</b>	<b>0</b>	<b>0</b>	<b>0</b>	<b>0</b>	<b>0</b>	<b>0</b>

**CAREER HIGHS:** Tackles — 2, vs. Houston (12/6/15); Solo Tackles — 1, vs. Houston (12/6/15).



## ZACH STRIEF

### 64 T

HEIGHT: 6-7      WEIGHT: 320  
 COLLEGE: NORTHWESTERN  
 JOINED SAINTS: D7A-06  
 NFL EXPERIENCE: 11  
 BORN: 9/22/83



**NFL CAREER** – This former seventh-round draft pick has successfully held down right tackle since 2011, also serving as an offensive team captain for the past four campaigns. In 2015, the former Northwestern standout blocked for an offense ranked second in the NFL in net yards per game (403.8), opening 15-of-16 contests. After serving as a capable reserve at both tackle positions, as a block-



ing tight end and on special teams for his first five seasons, Strief has been able to use his tremendous size and strength to his advantage as the starter on the right side since 2011. He's played in 140 career games with 76 starts, and sits at 17th place on the club's all-time games played list.

**CAREER TRANSACTIONS** – Agreed to terms on a five-year contract, 3/17/14; Agreed to terms on a three-year contract, 8/2/11; Re-signed to a one-year contract (RFA), 4/12/10; Re-signed to a one-year contract (RFA), 4/13/09; Signed to a three-year contract, 7/20/06; Selected in the seventh round (210th overall) of the 2006 NFL Draft.

**HONORS** – **2015:** The MMQB All-Pro; **2013:** ESPN.com All-Pro (John Clayton); **2011:** Madden Most Valuable Protectors of the Year (Offensive Line Award); Madden Most Valuable Protectors Award (Week Nine, Offensive Line); **2009:** Madden Most Valuable Protectors of the Year (Offensive Line Award).

**2015** – Started at right tackle in 15 games, missing his lone game of the year, the team's Week 16 matchup with the Jaguars, due to an elbow injury. Was voted a team captain for the fourth consecutive season, as part of an offensive line that blocked for an offense that gained 403.8 total net yards per game, good for second in the NFL. The offense's 310.6 total net passing yards per game was the best mark in the league... Vs. N.Y. Giants, Nov. 1, helped block for an offense that did not surrender a sack and gained 608 total net yards, the third-highest total in franchise history. After missing the Week 16 contest, returned to make the start in the team's season finale at Atlanta, 1/3/16, marking his 140th career game, putting him in sole possession of 17th place on club's all-time games played list in a win where the club did not surrender a sack. **2014** – Started all 16 games at right tackle, first time in career he opened every contest. Blocked for NFL's top ranked offense (411.4 ypg.). **2013** – Started all 15 games at right tackle and both post-season contests, missing matchup at New England, Oct. 13, due to an ankle injury. Blocked for an offense that ranked fourth in the NFL in net yards per game (399.4)... Helped the offense put together 465 net yards vs. Miami, Sept. 30... Contributed to an offensive line that paved the way for an NFL-record 40 first downs and team-record 625 net yards and helped Mark Ingram rush for a career-high 145 yards vs. Dallas, Nov. 3... In NFC Wild Card Playoff Game at Philadelphia, 1/4/14, blocked for a rushing offense that gained 185 yards, including 97 yards by Ingram. **2012** – Started all 12 games he appeared in at right tackle and missed three contests (Weeks 10-12) with a groin injury and Week 15 (ankle). Part of an offensive front that gave up only 26 sacks, tied for third fewest in league. Blocked for an offense that finished ranked second in the NFL in offense (410.9 ypg.) and third in scoring (28.8 ppg.)... Helped the offense put together 474 total net yards at Green Bay, Sept. 30... Part of a unit that helped Drew Brees set the NFL record for consecutive games with a touchdown pass (48) vs. San Diego, Oct. 7... Contributed to an offense that gained 458 total net yards without allowing a sack for the first time in 2012 at Tampa Bay, Oct. 21... Helped the rushing attack gain 140 yards vs. Philadelphia, Nov. 5, while yielding just one sack. Part of an offensive line that allowed Brees to complete 74.1% of his passes (20-of-27) while keeping his jersey clean... Contributed to line that paved the way for season-high 562 net yards at Dallas, Dec. 23. **2011** – Started all 11 regular season



games and both postseason contests he played in at right tackle. Inactive for five games (Weeks 4-8, knee). Part of a line that relinquished only 24 sacks, tied for second-fewest in the NFL, giving up only five takedowns in the last eight games. Blocked for an offense that set an NFL single-season record with 7,474 yards, winning the 2011 Madden Protectors Award for the second time in three years... Started the opener at Green Bay, Sept. 8, helping the offense gain 477 total net yards...Suffered knee injury vs. Houston, Sept. 25, which sidelined him for the next five games...Upon his return vs. Tampa Bay, Nov. 6, Strief and the line were awarded the Madden Most Valuable Protectors Award. They surrendered zero sacks and helped the offense rush for 195 yards...Part of effort that allowed zero sacks for the second consecutive week in overtime win at Atlanta, Nov. 13... Helped pave the way for 205 yards rushing and 577 net yards of total offense, while not giving up a sack vs. N.Y. Giants, Nov. 28... Contributed to an offense that put together 573 total net yards at Minnesota, Dec. 18, while holding the ball for a season-best 38:49 and keeping Brees' jersey clean...Part of an effort vs. Atlanta, Dec. 26, where the line blocked for Brees as he set what was then the NFL's single-season passing yardage record when he threw for 307 yards and four touchdowns...Vs. Carolina, 1/1/12, contributed to offense gaining 617 total net yards, while not surrendering a takedown...Following week in NFC Wild Card Playoff vs. Detroit, helped the offense set an NFL postseason record with 626 total net yards, making the Saints only team in NFL history to have two 600-yard performances in same season (regular season and postseason). **2010** – Played in 14 games, starting two as a blocking tight end. Inactive for the first two contests (knee)...Also played in NFC Wild Card Playoff at Seattle on special teams and as a blocking tight end. **2009** – Played in all 16 games for the third straight season, primarily on special teams and as an extra blocking tight end and opened two contests at left tackle...Saw extended playing time at left tackle at Buffalo, Sept. 27, after Jermon Bushrod left (ankle) and also played on special teams...Started at left tackle vs. N.Y. Jets, Oct. 4, and helped block for team's 153 rushing yards and zero sacks allowed in 24-10 victory...Started at left tackle and played on offensive line in a rotation, helping to lead team to a 38-7 win with zero sacks allowed and 183 yards rushing at Tampa Bay, Nov. 23...Played on special teams in first half and took over at right tackle in second half at Carolina, 1/3/10...Played on special teams and as blocking tight end in all three postseason wins. **2008** – Played in all 16 games on special teams and as an extra tight end in short yardage situations. Received starting nod at left tackle at Chicago, Dec. 11 in place of an injured Jammal Brown and saw extended time at left tackle in games at Denver, Sept. 21, vs. Atlanta, Dec. 7 and at Detroit, Dec. 21. Played right tackle in second half after Jon Stinchcomb left with back spasms vs. Minnesota, Oct. 6. **2007** – Played in all 16 games, primarily on special teams. Started at left tackle at Houston, Nov. 18, in place of an injured Brown and saw extended time vs. St. Louis, Nov. 11, when Brown departed in first quarter...Periodically played as a tight end in jumbo offensive packages. **2006** – Played in nine games, making his first career start at left tackle at Tampa Bay, Nov. 5. Didn't allow a sack and was praised by coaching staff following the contest for a solid performance after seamlessly stepping into the lineup for Brown...Inactive for seven games...Appeared in both postseason games on special teams.

**COLLEGE** – Anchored Northwestern's offensive line his final three seasons, starting 40 games at right tackle...Recognized as a first-team All-American by the



## VETERANS

Football Writers Association of America and was consensus second-team All-Big Ten as a senior...A key performer on a record-setting offense that averaged more than 500 net yards per game and ranked fourth nationally...Second-team All-Big Ten in 2004...Became a full-time starter as a sophomore in 2003...Majored in communication studies and minored in business institutions.


**PERSONAL** – Attended Milford (Ohio) HS, where he allowed zero sacks as a senior and only one as a junior...Also lettered in basketball and track...Participated in teammate Tim Lelito’s charity softball game in May to raise money for the Son of a Saint and Team Gleason charities...Served as a coach in the Louisiana Legislature’s 2015 “Truce For The Troops” charity flag football game, which raised over \$20,000 for the families of four national guardsmen who lost their lives in a plane crash on the Florida Gulf Coast...In 2015, served as a panelist/judge for Steve Case’s “Rise of the Rest” New Orleans tour stop to reward local startups...Appeared at Schoeffner Elementary in Destrehan in the 2014 off-season to deliver a life skills message to junior training camp participants...Full name: Zachary David Strief...Born Sept. 22, 1983 in Cincinnati, Ohio.

### ZACH STRIEF

**Games Played/Started: New Orleans** — (2006, 9/1); (2007, 16/1); (2008, 16/1); (2009, 16/2); (2010, 14/2); (2011, 11/11); (2012, 12/12); (2013, 15/15); (2014, 16/16); (2015, 15/15) **Totals: 140/76**

#### POSTSEASON

**Games Played/Started: New Orleans** — (2006, 2/0); (2009, 3/0); (2010, 1/0); (2011, 2/2); (2013, 2/2) **Totals: 10/4**



## NATE STUPAR

### 54 LB

**HEIGHT: 6-2**    **WEIGHT: 240**  
**COLLEGE: PENN STATE**  
**JOINED SAINTS: FA-16**  
**NFL EXPERIENCE: 4**  
**BORN: 3/14/88**



**NFL CAREER** – This four-year NFL veteran established himself his last two seasons in Atlanta as a core special teams player with the ability to also contribute on defense. The former Penn State standout has appeared in 43 career contests with three starts for three clubs and has posted career totals of 31 tackles (25 solo), one sack, one pass defensed, one fumble recovery and 28 special teams stops. Stupar will strengthen the club’s special teams units and compete for snaps on defense.

**CAREER TRANSACTIONS** – Signed by New Orleans Saints to a three-year contract, 3/16/16; Re-signed by Atlanta Falcons to a one-year contract extension, 3/3/15; Acquired off of waivers by Atlanta from Jacksonville Jaguars, 8/31/14; Waived by Jacksonville, 8/30/14; Acquired by Jacksonville from San

San Francisco 49ers off of waivers, 11/4/13; Waived by San Francisco, 11/3/13; Signed by San Francisco to reserve/future contract, 2/6/13; Signed by San Francisco to practice squad, 1/8/13; Signed by Philadelphia Eagles to practice squad, 11/19/12; Practice squad contract terminated by Oakland Raiders, 9/12/12; Signed by Oakland to practice squad, 9/1/12; Waived by Oakland, 8/31/12; Signed a four-year contract with Oakland, 6/7/12; Selected by Oakland in the seventh round of the 2012 NFL Draft (230th overall).

**2015** – Played in all 16 games for the Falcons with three starts and posted a career-high 31 tackles (25 solo), one sack, one pass defended, one fumble recovery and a club-best nine special teams stops...Saw action on both defense and on special teams at N.Y. Giants, Sept. 20 and collared five tackles (four solo) and assisted a run defense that held the Giants under 100 yards on the ground...Made his first start and recorded one tackle at Dallas, Sept. 27. Part of a defense that held the Cowboys to 54 yards of total offense in the second half...Scored his first career touchdown on an 84-yard fumble return against Houston, Oct. 4. Also added three tackles on defense and three stops on special teams...Started and recorded his first career sack, dropping QB Kirk Cousins behind the line of scrimmage against Washington, Oct. 11. Also helped the Falcons defense hold the Redskins to 51 rushing yards and 2.1 yards per carry...Saw action at linebacker and collared one tackle at New Orleans, Oct. 15. Helped the Falcons defense hold the Saints to 81 yards on the ground...Tallied a pair of tackles at San Francisco, Nov. 8...Started at middle linebacker and recorded six total tackles (five solo) with one pass defended and one special teams stop at Jacksonville, Dec. 20...Saw action on 52 percent of the defensive snaps against Carolina, Dec. 27, logging four tackles (three solo). **2014** – Played in 15 games as a core member of the Falcons special teams units. Recorded nine special teams tackles (seven solo). **2013** – Appeared in 12 games with San Francisco (five) and Jacksonville (seven) and finished with 10 special teams tackles, making five with each club...Made a career-high three special teams tackles (two solo) at St. Louis, Sept. 26...Made one special teams stop at Jacksonville, Oct. 27 before being waived by 49ers and picked up by Jaguars following week...Led team with two special teams stops in season finale at Indianapolis, Dec. 29. **2012** – Spent the 2012 season as a member of the practice squad for the Oakland Raiders, Philadelphia Eagles and San Francisco 49ers before signing a reserve/future contract with the 49ers following the season.

**COLLEGE** – Four-year letterman from 2008-2011 at Penn State. Did not miss a game, seeing action in 52 contests. Named to the Big Ten All-Academic team three times...As a senior, started nine-of-13 games and ranked third on the team with 80 tackles...During his junior year, played in every game, with seven starts, and finished third on the team with 73 tackles...Majored in film and video.

**PERSONAL** – Attended State College Area (Pa.) HS where he was rated among the nation's top-10 DE/OLB prospects in 2006...Named Pennsylvania's Defensive Player of the Year and Mid-Penn Defensive Most Valuable Player as a senior...Was a first-team All-State selection after notching 60 tackles and eight sacks as a senior in addition to catching 39 passes for 624 yards and eight TDs as a TE/WR...Older brother, Jonathan, is an NFL tight end who played for the Buffalo Bills from 2009-2010 and uncle, Jeff Hostetler, is a retired NFL quarterback...Competed in the 2016 Saints Hall of Fame Golf Tournament...Full name is Stephen Nathan Stupar.



# VETERANS

## NATE STUPAR

Year	Team	GP	GS	Tot	TACKLES			Yds	INTERCEPTIONS					FUMBLES		
					Solo	Asst	Sk		No	Yds	Lg	TD	PD	FF	FR	Yds
2013	San Francisco	5	0	0	0	0	0.0	0	0	0	0	0	0	0	0	0
2013	Jacksonville	7	0	0	0	0	0.0	0	0	0	0	0	0	0	0	0
2014	Atlanta	15	0	0	0	0	0.0	0	0	0	0	0	0	0	0	0
2015	Atlanta	16	3	31	25	6	1.0	0.0	0	0	0	0	1	0	1	84
<b>NFL totals</b>		<b>43</b>	<b>3</b>	<b>31</b>	<b>25</b>	<b>6</b>	<b>1.0</b>	<b>0.0</b>	<b>0</b>	<b>0</b>	<b>0</b>	<b>0</b>	<b>1</b>	<b>0</b>	<b>1</b>	<b>84</b>

**ADDITIONAL STATISTICS:** Special Teams Tackles — (2013, 10); (2014, 9); (2015, 9) **Total: 28.**

**CAREER HIGHS:** Tackles — 6, at Jacksonville (12/20/15); Sacks — 1, vs. Washington (10/11/15); Interceptions — 0; Passes Defensed — 1, at Jacksonville (12/20/15); Forced Fumbles — 0; Fumble Recoveries — 1, vs. Houston (10/4/15); Fumbles Returned for a Touchdown — 1, vs. Houston (10/4/15); Special Teams Tackles — 3, (2x) last vs. Houston (10/4/15).



## DAMIAN SWANN

### 27 CB

HEIGHT: 6-0      WEIGHT: 189

COLLEGE: GEORGIA

JOINED SAINTS: D5c-15

NFL EXPERIENCE: 2

BORN: 12/4/92



**NFL CAREER** – After seeing significant action in the club’s multiple defensive back packages as a rookie, this four-year letterman out of the University of Georgia appeared in seven games with two starts, before ultimately being placed on injured reserve with a head injury. Playing in each of the first five games of his rookie campaign with two starts, he finished with 25 tackles (21 solo) and five passes defensed.

**CAREER TRANSACTIONS** – Placed on Injured Reserve, 12/17/15; Signed to a four-year contract, 5/11/15; Selected by the Saints in the fifth round (167th overall) of the 2015 NFL Draft.

**2015** – Appeared in seven games with two starts as a rookie, seeing significant action when the club featured multiple defensive backs. Finished season with 25 tackles (21 solo) and five passes defensed...Made his professional debut in the opener at Arizona, Sept. 13, posting a team-high seven solo tackles and two passes defensed...Played at CB vs. Tampa Bay, Sept. 20 and registered three solo tackles...Started as a nickel CB at Carolina, Sept. 27 and tallied four tackles (three solo) and a pass defensed...Started and recorded one assisted tackle and one pass defensed at Philadelphia, Oct. 11. Left game early with a head injury...Inactive for the next two games...Saw action on both defense and on special teams vs. N.Y. Giants, Nov. 1, posting two tackles (one solo) and one pass defensed, before departing in the second half after being examined and put under concussion protocol...Inactive for next four contests...Saw action on defense at Tampa Bay, Dec. 13, and made three solo tackles before leaving with a concus-



# VETERANS

sion. Would miss remainder of season.

**COLLEGE** – Started 40-of-50 games at Georgia...Registered 180 career tackles, four sacks, eight interceptions, 21 passes defended, four forced fumbles and one fumble recovery in four seasons at Athens...Earned *Associated Press* second-team All-SEC honors as a senior after recording 65 tackles, four interceptions, tied for most on the team, a team-best four forced fumbles, which led the SEC and one fumble recovery that was brought back 99 yards for a touchdown. Recorded 10 tackles, a forced fumble, and returned a fumble 99 yards for a TD vs. 16th-ranked Georgia Tech...As a junior, started all 13 games he played in and tallied 57 tackles (43 solo) and eight passes defended...As a sophomore, started all 14 games and led the Bulldogs with four interceptions, also adding 53 tackles (34 solo), 3.5 tackles for a loss, two sacks, two forced fumbles, two fumble recoveries and five passes defended...As a freshman, played in 11 games with a start and recorded five tackles (three solo).

**PERSONAL** – Attended Grady (Atlanta, Ga.) HS, where he started all four years on defense, offense and on special teams and was a U.S. Army All-American selection and also a member of the Georgia Sports Writers Association Class AAA All-State Defensive Team...As a junior, recorded 800 receiving yards with 11 touchdowns, 30 tackles and four interceptions with one defensive touchdown...Born Dec. 4, 1992.

## DAMIAN SWANN

Year	Team	GP	GS	Tot	TACKLES			Yds	INTERCEPTIONS				FUMBLES			
					Solo	Asst	Sk		No	Yds	Lg	TD	PD	FF	FR	Yds
2015	New Orleans	7	2	25	21	4	0.0	0.0	0	0	0	0	5	0	0	0
<b>NFL totals</b>		<b>7</b>	<b>2</b>	<b>25</b>	<b>21</b>	<b>4</b>	<b>0.0</b>	<b>0.0</b>	<b>0</b>	<b>0</b>	<b>0</b>	<b>0</b>	<b>5</b>	<b>0</b>	<b>0</b>	<b>0</b>

**CAREER HIGHS:** Tackles — 7, at Arizona (9/13/15); Solo Tackles — 7, at Arizona (9/13/15); Sacks — 0; Interceptions — 0; Passes Defended — 2, at Arizona (9/13/15); Forced Fumbles — 0; Fumble Recoveries — 0.



## JACK TABB

### 80 TE

HEIGHT: 6-3      WEIGHT: 250  
 COLLEGE: NORTH CAROLINA  
 JOINED SAINTS: FA-15  
 NFL EXPERIENCE: 2  
 BORN: 7/29/92



**NFL CAREER** – Spent the 2015 season on Injured Reserve. The former North Carolina standout finished his collegiate career with 47 receptions for 534 yards and five touchdown grabs over 44 games played with 21 starts from 2011-14. The Red Bank, New Jersey native looks to return to the field in 2016 and compete for a role on offense and on special teams as part of a deep and talented tight end group.




**CAREER TRANSACTIONS** – Placed on Injured Reserve, 8/8/15; Agreed to terms with Saints on a three-year contract as an undrafted free agent, 5/4/15.

**2015** – Spent entire season on reserve/injured.

**COLLEGE** – Posted career totals at North Carolina from 2011-14 of 47 receptions for 534 yards and five touchdowns...In 2014, started all 13 games, catching 26 passes for 257 yards and three scores...In 2013, caught seven balls for 119 yards with one touchdown over 11 games played with seven starts...In 2012, appeared in 10 games, making two starts and finishing with 12 receptions for 144 yards with one touchdown...In 2011, played in 11 games and posted two catches for 14 yards...Majored in communications.

**PERSONAL** – Prepped at Red Bank Catholic (N.J.) HS, where he made 21 receptions for 458 yards and five touchdowns as a senior and was ranked the No. 11 tight end in the country by ESPNU...Originally born in Japan, Tabb lived in Tennessee, Hawaii, Korea and Indiana, before moving to New Jersey prior to his sophomore year in high school...Born July 29, 1992.



## DAVIS TULL

### 55 LB

HEIGHT: 6-3      WEIGHT: 240  
 COLLEGE: CHATTANOOGA  
 JOINED SAINTS: D5A-15  
 NFL EXPERIENCE: 2  
 BORN: 11/12/91



**NFL CAREER** – A strong, athletic player with pass rush abilities who will compete for playing time after missing his first season following rehabilitation for a shoulder injury. In four years at Chattanooga, Tull dominated on the FCS level with 37 sacks.

**CAREER TRANSACTIONS** – Placed on Injured Reserve, 9/12/15; Signed to a four-year contract, 5/11/15; Selected by New Orleans Saints in the fourth round (148th overall) of the 2015 NFL Draft, 5/2/15.

**2015** – Participated on a limited basis at training camp, while rehabilitating from a shoulder injury suffered prior to the NFL Draft, but was placed on Injured Reserve prior to the regular season opener.

**COLLEGE** – Played at Chattanooga from 2011-14. Started all 48 career games and finished with 196 tackles (133 solo), 60 stops for loss, 37 sacks, one pass defensed, 10 forced fumbles and four fumble recoveries...In 2011, started all 11 games and recorded 30 tackles (18 solo), including eight for loss, five sacks, one forced fumble and two fumble recoveries as he was named to Southern Conference All-Freshman...In 2012, named Southern Conference Defensive Player of





the Year, when he opened all 11 games and finished with 56 tackles, 12.5 sacks, first in the conference and second in FCS, 19 stops for loss and three forced fumbles... In 2013, repeated as conference Defensive Player of the Year and received first-team AP FCS All-American recognition, as he opened all 12 games on the defensive line and posted 52 tackles (37 solo), nine sacks, 15 tackles for loss, four forced fumbles, a fumble recovery and a pass defended... In 2014, named AP FCS first-team All-American for second consecutive season and conference Defensive Player of the Year for third straight year, as he started all 14 games on the defensive line and posted 58 tackles (37 solo), 18 stops for loss, a conference-best 10.5 sacks, two forced fumbles and one fumble recovery... Graduated with a bachelor's degree in health & human performance, finishing with a 3.54 GPA.

**PERSONAL** – Three-year letterwinner at Bearden (Knoxville, Tenn.) HS and was All-Region as a junior in 2008... Preseason all-star as a senior in 2009 before breaking his femur in second game, causing him to miss rest of season... Due to injury, didn't have an FBS football scholarship offer and walked on at Chattanooga... Honored by Tennessee Sports Hall of Fame with its Perseverance Award for overcoming adversity... Member of high school's Honor Society... Charles Davis Tull was born Nov. 12, 1991.



## MAX UNGER

### 60 C

HEIGHT: 6-5      WEIGHT: 305  
 COLLEGE: OREGON  
 JOINED SAINTS: TR-15 (SEA)  
 NFL EXPERIENCE: 8  
 BORN: 4/14/86



**NFL CAREER** – After being acquired by the Saints via trade in the 2015 off-season, Max Unger anchored the middle of the New Orleans line, including being the lone offensive linemen to open all 16 contests. Originally a second round draft pick of the Seahawks in 2009, Unger has been named a first-team All-Pro by the *Associated Press* in 2012 and is a two-time Pro Bowler, helping the Seahawks to two Super Bowl appearances and a victory in Super Bowl XLVIII. Unger has opened all 83 games he has played in since 2009.

**CAREER TRANSACTIONS** – Acquired by New Orleans Saints from the Seattle Seahawks, 3/10/15; Re-signed by Seahawks to a multi-year extension, 7/25/12; Placed on Injured Reserve by Seahawks, 9/14/10; Signed by Seahawks to a four-year contract, 7/29/09; Selected in the second round (49th overall) of the 2009 NFL Draft by the Seattle Seahawks.

**HONORS** – **2013:** Pro Bowl; **2012:** Pro Bowl (starter), *Associated Press* first-team All-Pro, CBSSports.com second-team All-Pro.

**2015** – Handled starting center duties as only member of offensive line to open

# VETERANS

all 16 games. Part of an offensive line that blocked for an offense that gained 403.8 total net yards per game, good for second in the NFL. The offense's 310.6 total net passing yards per game was the best mark in the league... Vs. N.Y. Giants, Nov. 1, helped block for an offense that did not surrender a sack and gained 608 total net yards, third-highest in team history. **2014** – Started six regular season games at center for the NFL's top-ranked rushing offense and missed 10 contests with leg and foot injuries. Blocked for Marshawn Lynch who rushed for 1,000 yards for the fourth-consecutive season and 13 rushing touchdowns. Returned for the postseason and played in all three playoff contests, helping the team average 152 rushing yards per game. **2013** – Started 13 games at center and was selected to the Pro Bowl in helping Lynch to a third-consecutive 1,000 yard season and 12 rushing touchdowns. Started all three playoff games including a win in Super Bowl XLVIII. **2012** – Started all 16 regular season games as well as both postseason contests at center, helping lead Lynch to his second consecutive 1,000-yard season on the ground. Seattle's ground game ranked third in the league with 2,579 yards. Named *Associated Press* first-team All-Pro and voted starting center for the NFC in the Pro Bowl. **2011** – Started 15 games, missing a contest at Cleveland, Oct. 23, and helped pave the way for Lynch to become Seattle's first 1,000-yard rusher since 2005. **2010** – Started the opener vs. San Francisco, Sept. 12, at right guard before suffering a season-ending toe injury and was placed on Injured Reserve, Sept. 14. **2009** – Became first Seahawks rookie lineman to start all 16 games since Ray Roberts in 1992. Opened first 13 games at right guard before transitioning to center for the final three contests.

**COLLEGE** – Started 51 consecutive games at Oregon and earned All-Conference honors in every season, including being named first-team All-Pac-10 twice... Also named to several All-American teams... Earned those accolades at two positions: LT in 2005 and 2006 and C in 2007 and 2008... As senior, started all 13 games, including 11 at C... The Ducks led the Pac-10 and finished second in nation with an average of 280.08 yards per game on the ground... They also led the league in scoring (41.92 ppg., seventh in the country) and total offense (484.85 ypg.).

**PERSONAL** – Attended Hawaii Preparatory (Honaunau, Hi.) Academy, playing for Head Coach Tom Goodspeed... Was ranked among the nation's top 50 guards by Rivals.com as a senior in 2004... Did not start to play organized football until ninth grade, but in only his second season, Unger was named as a member of the *Honolulu Star-Bulletin's* 2002 second-team All-State squad... Playing on both sides of the ball during his last two years, he received first-team All-Big Island interscholastic Federation honors both times... Born Maxwell McCandless Unger on April 14, 1986 in Kailua-Kona, Hawaii.

## MAX UNGER

Games Played/Started: Seattle — (2009, 16/16); (2010, 1/1); (2011, 15/15); (2012, 16/16); (2013, 13/13); (2014, 6/6) **New Orleans** — (2015, 16/16); **NFL Totals: 83/83; Saints Totals: 16/16.**

### POSTSEASON

Games Played/Started: Seattle — (2012, 2/2); (2013, 3/3); (2014, 3/3) **Totals: 8/8**





# KENNY VACCARO

## 32 S

HEIGHT: 6-0    WEIGHT: 214  
 COLLEGE: TEXAS  
 JOINED SAINTS: 01-13  
 NFL EXPERIENCE: 4  
 BORN: 2/15/91



**NFL CAREER** – The first round pick of the Saints in 2013, the versatile, hard-hitting safety has appeared in 45 games with 44 starts over three seasons with New Orleans, notching career totals of 342 tackles, five sacks, three interceptions, 16 passes defended, three forced fumbles, one fumble recovery and five special teams stops, posting triple digit stop totals in each of the last two seasons and notching several big plays on both defense and special teams. In 2015, Vaccaro started all 16 games at strong safety, and totaled 136 tackles (87 solo), three sacks for a loss of 36 yards, five passes defended, two forced fumbles and his first career fumble recovery, setting career-highs in several statistical categories.

**CAREER TRANSACTIONS** – Fifth-year team option exercised, 4/22/16; Placed on Injured Reserve, 12/25/13; Signed to a four-year contract, 5/9/13; Selected by the Saints in the first round (15th overall) of the 2013 NFL Draft.

**HONORS** – **2014:** Jim Finks Good Guy Award Winner; **2013:** PFWA All-Rookie.

**2015** – Started all 16 games for first time and posted 136 tackles (87 solo), three sacks, five passes defended, two forced fumbles and his first career fumble recovery. Established career-highs in tackles, solo stops, sacks, forced fumbles and fumble recoveries. One of five players on the defense to start every game...At Arizona, Sept. 13, registered three tackles (two solo) and one pass defended...Recorded 10 tackles (six solo) vs. Tampa Bay, Sept. 20...Totaled team-leading nine tackles (six solo) at Carolina, Sept. 27...At Philadelphia, Oct. 11, recorded 12 tackles (nine solo)...Posted seven tackles (six solo), his first sack of the season and a pass defended at Indianapolis, Oct. 25...Recorded 13 tackles (three solo) and also saw action on special teams vs. N.Y. Giants, Nov. 1...Totaled game-high 13 tackles (nine solo) vs. Tennessee, Nov. 8...At Houston, Nov. 29, posted career-high-tying, game-high and team-high 16 tackles, including a career-high 12 solo stops, one forced fumble and one pass defended...Recorded 15 tackles (seven solo), a team-high and made the first fumble recovery of his career vs. Carolina, Dec. 6...At Tampa Bay, Dec. 13, tallied a team-high eight tackles (four solo) and one pass defended, reaching a new single-season career-high for tackles...Started and also played on special teams and had seven tackles (four solo), a career-high two sacks and picked off a two-point conversion attempt by Blake Bortles vs. Jacksonville, Dec. 27...In the season finale at Atlanta, 1/3/16, posted five tackles (four solo) and one forced fumble. **2014** – Played in 15 games with 14 starts and ranked second on the team with 113 tackles (63 solo), one sack, two interceptions,

five passes defended and two special teams stops...Inactive for the season finale (quad) at Tampa Bay, Dec. 28...In the season opener at Atlanta, Sept. 7, registered eight tackles (six solo)...Recorded team-high 11 tackles (seven solo) at Cleveland, Sept. 14...Made five tackles (two solo) and a pass defended vs. Minnesota, Sept. 21...Recorded six tackles (five solo) and a sack at Dallas, Sept. 28...Notched 10 tackles (seven solo) and a pass defended vs. Tampa Bay, Oct. 5...Registered 10 tackles, a 45-yard interception return and a pass defended at Detroit, Oct. 19...Posted a career-high and team-best 16 tackles vs. Green Bay, Oct. 26...Made five tackles (two solo) at Carolina, Oct. 30...Collected seven tackles (two solo) vs. San Francisco, Nov. 9...Made six tackles (four solo), a second quarter interception of Steelers QB Ben Roethlisberger and one pass defended at Pittsburgh, Nov. 30...Posted eight tackles (four solo) and one pass defended vs. Carolina, Dec. 7...Notched five tackles (four solo) and two special teams stops at Chicago, Dec. 15. **2013** – Started all 14 games he appeared in, finishing with 93 tackles (60 solo), a sack, an interception, six passes defended, a forced fumble and three special teams stops. Missed the Week 11 contest vs. San Francisco after sustaining a concussion the prior week. Suffered a season-ending ankle injury in week 16 that placed him on Injured Reserve and required surgery...Started and appeared in first professional game at nickel cornerback and posted seven tackles (five solo) and a pass defended that led to a game-clinching interception by Roman Harper in the season opener vs. Atlanta, Sept. 8...Started at safety and recorded six stops (five solo) and an interception returned for 29 yards while also contributing a special teams tackle vs. Arizona, Sept. 22...Totaled six solo tackles, one pass defense and first-career sack for a loss of eight yards at Chicago, Oct. 6...Earned a career-high 10 stops (five solo) while adding a pass defended at Atlanta, Nov. 21...Started and racked up seven tackles (five solo) and a forced fumble while also posting a special teams stop at Seattle, Dec. 2...Tallied three tackles (two solo) before leaving in first half with season-ending ankle injury at Carolina, Dec. 22...Placed on Injured Reserve, Dec. 25.

**COLLEGE** – Appeared in 51 games with 32 starts for Longhorns...Totaled 264 tackles (162 solo), two sacks, 16 tackles for loss, five interceptions for 19 yards in returns, 21 passes defended, four forced fumbles, a fumble recovery, two blocked punts and 14 special teams tackles (10 solo)...Earned first-team All-American honors as a senior and All-Big 12 first-team recognition from league coaches in his final two years...Played four different positions including both safety spots...Started all 13 games at free safety as a senior and totaled a team-leading and career-high 107 tackles (60 solo), including four stops for a loss, two interceptions for 19 yards in returns, five passes defended, two forced fumbles and one fumble recovery...As a junior, started all 13 contests at strong safety and totaled 82 tackles (47 solo), two sacks for minus 16 yards, eight stops for a loss, eight passes defended and two interceptions...Helped Longhorns lead conference and rank sixth in nation in rushing defense (92.2 ypg.) and 11th in total defense (306.1 ypg.)...Appeared in all 12 games on defense and special teams as a sophomore and finished fifth on the team with 56 tackles (42 solo), also adding four stops for minus 22 yards, eight passes defended, one interception and a forced fumble, also contributing five tackles (four solo) and a blocked punt on special teams...Helped Longhorns rank sixth in nation in total defense (300.2 ypg.) and pass defense (161.6 ypg.)...Appeared in all 13 games on defense and special teams as fresh-



# VETERANS



## CAREER GAME BY GAME

### DEFENSE

2015	GP	ST	SOLO	AST	TOT	SACK/YDS	INT/YDS	PD	FF	FR
9/13 @ARI	X	X	2	1	3	0 0	0 0	1	0	0
9/20 TB	X	X	6	4	10	0 0	0 0	0	0	0
9/27 @CAR	X	X	6	3	9	0 0	0 0	0	0	0
10/4 DAL	X	X	3	1	4	0 0	0 0	0	0	0
10/11 @PHI	X	X	9	3	12	0 0	0 0	0	0	0
10/15 ATL	X	X	3	1	4	0 0	0 0	1	0	0
10/25 @IND	X	X	6	1	7	1 15	0 0	1	0	0
11/1 NYG	X	X	3	10	13	0 0	0 0	0	0	0
11/8 TEN	X	X	9	4	13	0 0	0 0	0	0	0
11/15 @WAS	X	X	2	1	3	0 0	0 0	0	0	0
11/29 @HOU	X	X	12	4	16	0 0	0 0	1	1	0
12/6 CAR	X	X	7	8	15	0 0	0 0	0	0	1
12/13 @TB	X	X	4	4	8	0 0	0 0	1	0	0
12/21 DET	X	X	7	0	7	0 0	0 0	0	0	0
12/27 JAX	X	X	4	3	7	2 21	0 0	0	0	0
1/3 @ATL	X	X	4	1	5	0 0	0 0	0	1	0
2015 Season	16	16	87	49	136	3 36	0 0	5	2	1

2014	GP	ST	SOLO	AST	TOT	SACK/YDS	INT/YDS	PD	FF	FR
9/7 @ATL	X	X	6	2	8	0 0	0 0	0	0	0
9/14 @CLE	X	X	7	4	11	0 0	0 0	0	0	0
9/21 MIN	X	X	2	3	5	0 0	0 0	1	0	0
9/28 @DAL	X	X	5	1	6	1 7	0 0	0	0	0
10/5 TB	X	X	7	3	10	0 0	0 0	1	0	0
10/19 @DET	X	X	2	8	10	0 0	1 45	1	0	0
10/26 GB	X	X	8	8	16	0 0	0 0	0	0	0
10/30 @CAR	X	X	2	3	5	0 0	0 0	0	0	0
11/9 SF	X	X	2	5	7	0 0	0 0	0	0	0
11/16 CIN	X	X	3	1	4	0 0	0 0	0	0	0
11/24 BAL	X	X	5	3	8	0 0	0 0	0	0	0
11/30 @PIT	X	X	4	2	6	0 0	1 0	1	0	0
12/7 CAR	X	X	4	4	8	0 0	0 0	1	0	0
12/15 @CHI	X	X	4	1	5	0 0	0 0	0	0	0
12/21 ATL	X	X	2	2	4	0 0	0 0	0	0	0
12/28 @TB						Inactive (Quad)				
2014 Season	15	14	63	50	113	1 7	2 45	4	0	0

2013	GP	ST	SOLO	AST	TOT	SACK/YDS	INT/YDS	PD	FF	FR
9/8 ATL	X	X	5	2	7	0 0	0 0	1	0	0
9/15 @TB	X	X	7	1	8	0 0	0 0	0	0	0
9/22 ARZ	X	X	5	1	6	0 0	1 29	1	0	0
9/30 MIA	X	X	3	2	5	0 0	0 0	0	0	0
10/6 @CHI	X	X	6	0	6	1 8	0 0	1	0	0
10/13 @NE	X	X	4	4	8	0 0	0 0	0	0	0
10/27 BUF	X	X	3	2	5	0 0	0 0	1	0	0
11/3 @NYJ	X	X	5	3	8	0 0	0 0	1	0	0
11/10 DAL	X	X	2	3	5	0 0	0 0	0	0	0
11/17 SF						Inactive (Concussion)				
11/21 @ATL	X	X	5	5	10	0 0	0 0	1	0	0
12/2 @SEA	X	X	5	2	7	0 0	0 0	0	1	0
12/8 CAR	X	X	5	3	8	0 0	0 0	0	0	0
12/15 @StL	X	X	3	4	7	0 0	0 0	0	0	0
12/22 @CAR	X	X	2	1	3	0 0	0 0	0	0	0
12/29 TB						Injured Reserve				
2013 Season	14	14	60	33	93	1 8	1 29	6	1	0

man and recorded 19 tackles (13 solo), one forced fumble, nine special teams stops and one blocked punt...Physical culture and sports major.

**PERSONAL** – Attended Brownwood (Texas) HS before transferring to Early (Texas) HS for his senior campaign...Played six different positions while totaling 235 tackles and five interceptions in three years, also seeing action on offense at

# VETERANS

WR and RB...Earned both All-State and All-District first-team honors at DB... Played basketball for three years...Uncle, A.J. Johnson, played for Washington (1989-94), helping them to Super Bowl XXVI win before spending a season with San Diego (1995)...In 2015, younger brother Kevin completed his senior season at the University of Texas...Born Feb. 15, 1991 in Brownwood, Texas.

## KENNY VACCARO

Year	Team	GP	GS	Tot	TACKLES			Yds	INTERCEPTIONS					FUMBLES		
					Solo	Asst	Sk		No	Yds	Lg	TD	PD	FF	FR	Yds
2013	New Orleans	14	14	93	60	33	1.0	8.0	1	29	29	0	6	1	0	0
2014	New Orleans	15	14	113	63	50	1.0	7.0	2	45	45	0	5	0	0	0
2015	New Orleans	16	16	136	87	49	3.0	36.0	0	0	-	0	5	2	1	8
<b>NFL totals</b>		<b>45</b>	<b>44</b>	<b>342</b>	<b>210</b>	<b>132</b>	<b>5.0</b>	<b>51.0</b>	<b>3</b>	<b>74</b>	<b>29</b>	<b>0</b>	<b>16</b>	<b>3</b>	<b>1</b>	<b>8</b>

**ADDITIONAL STATISTICS: Special Teams Tackles** — (2013, 3); (2014, 2) **Total: 5.**

**CAREER HIGHS: Tackles** — 16 (2x), last at Houston (11/29/15); **Solo Tackles** — 12, at Houston (11/29/15); **Sacks** — 2, vs. Jacksonville (12/27/15); **Interceptions** — 1 (3x), last at Pittsburgh (11/30/14); **Passes Defensed** — 1 (16x), last at Tampa Bay (12/13/15); **Forced Fumbles** — 1 (3x), last at Atlanta (1/3/16); **Fumble Recoveries** — 1, vs. Carolina (12/6/15); **Special Teams Tackles** — 2, at Chicago (12/15/14).

### POSTSEASON

Year	Team	GP	GS	Tot	TACKLES			Yds	INTERCEPTIONS					FUMBLES		
					Solo	Asst	Sk		No	Yds	Lg	TD	PD	FF	FR	Yds
2013	New Orleans															
<b>NFL Totals</b>		<b>0</b>	<b>0</b>	<b>0</b>	<b>0</b>	<b>0</b>	<b>0.0</b>	<b>0.0</b>	<b>0</b>	<b>0</b>	<b>0</b>	<b>0</b>	<b>0</b>	<b>0</b>	<b>0</b>	<b>0</b>



## LAWRENCE VIRGIL

### 96 DT

**HEIGHT: 6-5**    **WEIGHT: 290**  
**COLLEGE: VALDOSTA STATE**  
**JOINED SAINTS: FA-14**  
**NFL EXPERIENCE: 2**  
**BORN: 1/20/91**



**NFL CAREER** – Spent the 2015 season on the Injured Reserve list after suffering an injury in New Orleans’ first preseason game at Baltimore, Aug. 13. Made his NFL-debut last year in the Saints’ 2014 season finale at Tampa Bay, Dec. 28, posting three tackles.

**CAREER TRANSACTIONS** – Re-signed, 6/17/16; Placed on Injured Reserve, 8/25/15; Waived/Injured, 8/18/15; Signed to active roster from practice squad, 11/27/14; Signed to practice squad, 9/1/14; Waived, 8/30/14; Agreed to terms with New Orleans as an undrafted free agent, 5/12/14.

**2015** – Placed on Injured Reserve after suffering an injury in New Orleans’ opening game of the preseason at Baltimore, Aug. 13. **2014** – Made his NFL-debut at Tampa Bay in the season finale, recording three tackles. Spent most of the season on the Saints practice squad.

# VETERANS


**COLLEGE** – Three-year starter for Valdosta State, recording 126 tackles, 28.5 tackles for a loss, 14.5 sacks and eight forced fumbles in 44 games...As senior, recorded 48 tackles, 8.5 stops for a loss, 4.5 sacks and three forced fumbles...As junior, earned honorable mention All-America, first-team All-Super Region 2, and second-team All-Gulf South Conference. Played in and started 14 games, recording 52 tackles (24 solo), 12 for losses, six sacks, two forced fumbles, two fumble recoveries and one pass defended.

**PERSONAL** – Prepped at Brooks County (Quitman, Ga.) HS...Born Jan. 20, 1991.

## LAWRENCE VIRGIL

Year	Team	GP	GS	Tot	TACKLES			Yds	INTERCEPTIONS				FUMBLES			
					Solo	Asst	Sk		No	Yds	Lg	TD	PD	FF	FR	Yds
2014	New Orleans	1	0	3	3	0	0	0	0	0	0	0	0	0	0	0
2015	New Orleans							Injured Reserve								
<b>NFL Totals</b>		<b>1</b>	<b>0</b>	<b>3</b>	<b>3</b>	<b>0</b>	<b>0.0</b>	<b>0.0</b>	<b>0</b>	<b>0</b>	<b>0</b>	<b>0</b>	<b>0</b>	<b>0</b>	<b>0</b>	<b>0</b>

**CAREER HIGHS:** Tackles — 3, at Tampa bay (12/28/14); Solo Tackles — 3, at Tampa Bay (12/28/14).



## P.J. WILLIAMS 25 CB

HEIGHT: 6-0      WEIGHT: 196  
COLLEGE: FLORIDA STATE  
JOINED SAINTS: D3-15  
NFL EXPERIENCE: 2  
BORN: 6/1/93



**NFL CAREER** – After missing most of training camp, Williams was placed on Injured Reserve (hamstring) prior to the start of the 2015 season. An experienced starter from Florida State University who developed into one of the nation's top cover corners as a junior in 2014, Williams finished his college career with 123 tackles (82 solo), four interceptions and 18 passes defended. He looks to rebound in 2016 and contribute to a defensive back group with a mixture of experience and youth.

**CAREER TRANSACTIONS** – Placed on Injured Reserve, 9/1/15; Signed to a four-year contract, 5/12/15; Selected by the Saints in the third round (78th overall) of the 2015 NFL Draft.

**2015** – Missed most of training camp and the entire regular season (hamstring).

**COLLEGE** – Started 24 of the 40 games in which he played at Florida State from 2012-14 before declaring for the NFL Draft following his junior year... Recorded 123 tackles (82 solo) with one sack, four interceptions with one re-



turned for a touchdown, 18 passes defended, one forced fumble and one fumble recovery...As a junior in 2014, started all 13 games he played in, finishing with 74 tackles (52 solo), one sack, 6.5 tackles for loss, one interception, 10 passes defended, one forced fumble and one fumble recovery. Semifinalist for Thorpe Award, *USA Today* All-America second-team selection and a first-team All-ACC selection...As a sophomore in 2013, blossomed into one of the ACC's best defensive backs, earning All-ACC honorable mention honors from conference media and coaches. Captured Defensive MVP honors in BCS National Championship Game vs. Auburn after making seven tackles, including a half-tackle for loss and interception on consecutive plays at the start of the fourth quarter when the Seminoles trailed 21-13. Pick of Auburn QB Nick Marshall provided a spark and led to an FSU TD. In 13 games with 11 starts, he recorded 35 tackles (21 solo), 1.5 tackles for loss, three interceptions and seven passes defended. A key member of the nation's number one-ranked pass defense (156.6 ypg.) and third-ranked total defense (281.4 ypg.). FSU also led the nation in interceptions (26) and scoring defense (12.1 ppg.)...As a freshman, played in 14 games for FSU, posting 14 tackles and one pass defended.

**PERSONAL** – Played S and WR for Vanguard (Ocala, Fla.) HS and was named school's first-ever Under Armour All-American...Recorded 52 tackles as a senior and earned AP Class 6A All-State first-team honors as a defensive utility player...Played in Under Armour All-America game...Named *Ocala Star-Banner* first-team All-County, to the Super 75 by the *Florida Times-Union* and ranked number 52 on the *Orlando Sentinel's* 2012 Florida Top 100...Has been clocked with sub 4.4 time in 40-yard dash...Earned All-County honors as a junior after logging 83 tackles and an interception as the Knights' starting safety...Posted a county-best 33.8-yards-per-return average on kickoffs, including a school-record four touchdowns as a sophomore...Served as a speaker at the 2015 New Orleans Saints/NFL High School Coaches Forum.



## KYLE WILSON

24 CB

HEIGHT: 5-10    WEIGHT: 190  
 COLLEGE: BOISE STATE  
 JOINED SAINTS: UFA-15 (NYJ)  
 NFL EXPERIENCE: 7  
 BORN: 9/8/87



**NFL CAREER** – Wilson played in his first season in New Orleans in 2015 and contributed on both defense and on special teams. He appeared in 15 games with four starts, and posted 25 tackles (23 solo), one interception and three passes defended, with one special teams stop and one coverage fumble recovery. In six seasons with the Saints and Jets who selected him with a first round pick in the 2010 NFL Draft out of Boise State, he's played in 95 games with 32 starts and has racked up 182 tackles, one sack, four interceptions, 22 passes defended, one forced fumble, 15 special teams stops and one coverage fumble recovery.





**CAREER TRANSACTIONS** – Re-signed, 3/10/16; Signed by New Orleans Saints to a one-year contract (UFA-NYJ), 4/1/15; Signed by the Jets to a five-year contract, 7/31/10; Selected by the New York Jets in the first round (29th overall) of 2010 NFL Draft.

**2015** – Appeared in 15 games with four starts in his first season with the Black and Gold, recording 25 tackles (23 solo), one interception, three passes defended, one special teams stop and one coverage fumble recovery...Made Saints debut in the team's opener at Arizona, Sept. 13, seeing time on defense and on special teams...Started in multiple DB package at Indianapolis, Oct. 25, posting two solo tackles, an interception of QB Andrew Luck and a coverage fumble recovery. It was his fourth career interception and first pick since 2012, and his first career game with two takeaways...Played on defense and special teams, tallying four solo tackles and a pass defended at Washington, Nov. 15...Started in nickel package and made one assisted tackle at Houston, Nov. 29...Saw time on defense and special teams vs. Carolina, Dec. 6, making three solo tackles...Started in a nickel package vs. Detroit, Dec. 21, and also saw action on special teams, totaling four solo tackles, one pass defended and a coverage stop...Started in a nickel package and played on special teams vs. Jacksonville, Dec. 27...Saw action on defense and on special teams in the team's season finale at Atlanta, 1/3/16, posting four solo tackles. **2014** – Played in all 16 games for the Jets and recorded 26 tackles, a sack, a pass defended and six special teams stops...Set season-highs in both defensive tackles (four) and special teams stops (three) at New England, Oct. 16. **2013** – Played in all 16 games, including one start as the Jets' primary slot corner. Made 24 tackles (21 solo), two passes defended and three special teams stops...Posted a season-high five solo tackles vs. New Orleans, Nov. 3. **2012** – Became the full-time starter at cornerback following a season-ending knee injury to CB Darrelle Revis, opening 15-of-16 games played. Tallied a career-high 46 tackles to go along with one interception, four passes defended, one forced fumble and one special teams stop. Helped the Jets pass defense finish second in the NFL with 189.8 opponent net passing yards per game...Vs. Indianapolis, Oct. 14, forced first fumble of career when he knocked the ball out of WR Reggie Wayne's hands...Tied a career-high when he tallied seven tackles vs. San Francisco, Sept. 30...Registered a career-high seven tackles starting in place of Revis at Pittsburgh, Sept. 16...Made his third career interception when he lunged out in front of WR David Nelson to pick off a QB Ryan Fitzpatrick pass in the second quarter vs. Buffalo, Sept. 9...Posted three solo tackles and two special teams stops vs. Kansas City, Sept. 23. **2011** – Posted 42 tackles (36 solo), a career-high seven passes defended, the first two interceptions of his career and two special teams stops...Registered the second interception of his career when he caught a deflected QB Rex Grossman pass with 0:28 remaining at Washington, Dec. 4...Recorded the first interception of his career when he stepped in front of a QB Philip Rivers pass in the fourth quarter. The pick set up a 30-yard field goal to give the Jets a 27-21 lead with 1:40 remaining. **2010** – Played in all 16 regular season contests, logging six starts and finishing with 19 tackles, five passes defended and three special teams stops. Appeared in all three postseason games...Started first-career NFL game vs. Baltimore, Sept. 14, and registered three solo tackles and two passes defended, the first coming when he deflected a pass intended for WR Anquan Boldin in the end zone.



# VETERANS

**COLLEGE** – Played in 50 career games at Boise State from 2006-09, with starts in the last 45 at cornerback...Recorded 11 interceptions, two for touchdowns (one was a 71-yard interception return), 27 passes defensed, 160 tackles (126 solo), two sacks, two forced fumbles, a fumble recovery and a blocked kick...45 consecutive starts was the longest streak among active Boise State players...Returned 63 punts for 793 yards (12.6 avg.) and three TDs...63 punt returns rank as third-most in school history...His average of 12.59 yards per return rank as fourth-highest career mark in school history...As a senior in 2009, earned second-team All-American (*The NFL Draft Report*, *Associated Press* and Walter Camp Football Foundation), when he recorded 43 tackles (31 solo), one sack and three interceptions, two for touchdowns...Returned 24 punts for 250 yards for an average of 10.42...League coaches first-team All-WAC choice...Added Academic All-WAC accolades...Named to the preseason watch lists for the Chuck Bednarik Award (top defensive player), Bronko Nagurski Award (top defensive player), and Jim Thorpe Award (top defensive back)...Majored in communications.

**PERSONAL** – Helped lead Piscataway (N.J.) HS to three-straight state championships, undefeated seasons in 2002 and 2004, and a 33-3 overall record... Named Most Valuable Player of the New Jersey state football championship game as a junior and senior.

## KYLE WILSON

Year	Team	TACKLES						INTERCEPTIONS					FUMBLES			
		GP	GS	Tot	Solo	Asst	Sk	Yds	No	Yds	Lg	TD	PD	FF	FR	Yds
2010	N.Y. Jets	16	6	19	16	3	0.0	0.0	0	0	0	0	5	0	0	0
2011	N.Y. Jets	16	5	42	36	6	0.0	0.0	2	13	10	0	7	0	0	0
2012	N.Y. Jets	16	15	46	37	9	0.0	0.0	1	5	5	0	4	1	0	0
2013	N.Y. Jets	16	1	24	21	3	0.0	0.0	0	0	0	0	2	0	0	0
2014	N.Y. Jets	16	0	26	24	2	1.0	5.0	0	0	0	0	1	0	0	0
2015	New Orleans	15	4	25	23	2	0.0	0.0	1	20	20	0	3	0	0	0
<b>NFL totals</b>		<b>95</b>	<b>31</b>	<b>182</b>	<b>157</b>	<b>25</b>	<b>1.0</b>	<b>5.0</b>	<b>4</b>	<b>38</b>	<b>20</b>	<b>2</b>	<b>22</b>	<b>1</b>	<b>0</b>	<b>0</b>
<b>Saints totals</b>		<b>15</b>	<b>4</b>	<b>25</b>	<b>23</b>	<b>2</b>	<b>0.0</b>	<b>0.0</b>	<b>1</b>	<b>20</b>	<b>20</b>	<b>0</b>	<b>3</b>	<b>0</b>	<b>0</b>	<b>0</b>

**ADDITIONAL STATISTICS: Special Teams Tackles** — (2010, 3); (2011, 2); (2012, 1); (2013, 3); (2014, 5); (2015, 1) **Total: 15; Special Teams Fumble Recoveries** — (2015, 1) **Total: 1; Punt Returns** — (2010, 15 ret., 111 yds., 7.4 avg., 18 LG); (2012, 4 ret., 30 yds., 7.5 avg., 19 LG); (2013, 4 ret., 13 yds., 3.3 avg., 6 LG) **Total: 23 ret., 154 yds., 6.7 avg., 19 LG; Kickoff Returns** — (2010, 2 ret., 22 yds., 11.0 avg., 15 LG); (2011, 1 ret., 17 yds., 17.0 avg., 17 LG); (2012, 1 ret., 9 yds., 9.0 avg., 9 LG) **Total: 4 ret., 48 yds., 12.0 avg., 17 LG.**

**CAREER HIGHS: Tackles** — 7 (3x), last vs. San Francisco (9/30/12); **Sacks** — 1, vs. Buffalo (10/26/14); **Interceptions** — 1 (4x), last at Indianapolis (10/25/15); **Long Interception Return** — 10, vs. San Diego (10/23/11); **Passes Defensed** — 2 (3x), last at St. Louis (11/18/12); **Forced Fumbles** — 1, vs. Indianapolis (10/14/12); **Special Teams Tackles** — 3, at New England (10/16/14); **Special Teams Fumble Recoveries** — 1, at Indianapolis (10/25/15).

### POSTSEASON

Year	Team	TACKLES						INTERCEPTIONS					FUMBLES			
		GP	GS	Tot	Solo	Asst	Sk	Yds	No	Yds	Lg	TD	PD	FF	FR	Yds
2010	N.Y. Jets	3	0	0	0	0	0.0	0.0	0	0	0	0	0	0	0	0
<b>NFL Totals</b>		<b>3</b>	<b>0</b>	<b>0</b>	<b>0</b>	<b>0</b>	<b>0.0</b>	<b>0.0</b>	<b>0</b>	<b>0</b>	<b>0</b>	<b>0</b>	<b>0</b>	<b>0</b>	<b>0</b>	<b>0</b>





# SAINTS 2016



## DRAFT CHOICES



## SHELDON RANKINS

### 99 DT

HEIGHT: 6-2  
WEIGHT: 305  
COLLEGE: LOUISVILLE  
DRAFTED: 1ST ROUND (12TH OVERALL)  
BORN: 4/2/94



**COLLEGE CAREER** – The third defensive lineman selected in the 2016 NFL Draft, Sheldon Rankins played in 46 games along the defensive line at Louisville, producing 133 tackles (72 solo), 31.5 tackles for loss and 18 sacks during his collegiate career. A two-time All-Atlantic Coast Conference selection, Rankins racked up a career-high 58 tackles, 13 tackles for loss, six sacks, one pass defended and one fumble recovery returned 46 yards for a touchdown as a senior in 2015. Rankins' ability to rush the passer from the inside as well as stop the run will put him in competition for a starting spot on the interior of New Orleans' defensive line.

**CAREER TRANSACTIONS** – Signed to four-year contract, 5/9/16; Selected by the Saints in the first round (12th overall) of the 2016 NFL Draft.

**2015** – Named second-team All-Atlantic Coast Conference...Racked up a single-season career-high 58 tackles (28 solo), 13 stops for loss, six sacks, one pass defended and a fumble recovery returned 46 yards for a touchdown...Tied a career-high with eight stops apiece in contests against Clemson, Houston and Sanford...Posted four solo tackles, one stop for a loss and one sack for a seven-yard loss vs. Virginia...Recorded three tackles (one solo), two stops for loss, a 46-yard fumble recovery for a TD and a pass defended vs. Boston College...Posted four tackles (one solo), two stops for loss and one split sack in win at Kentucky...In the Liberty Bowl win over Texas A&M, made five tackles (one solo) and one stop for loss. **2014** – A third-team All-ACC selection by both the conference's coaches and media...Started all 13 games and recorded 53 tackles (31 solo) and set career-high with a club-best eight sacks and 13.5 stops for loss and added two interceptions, a pass defended, a forced fumble and a fumble recovery...Totaled three tackles and recovered a fumble at Virginia...Credited with career-high eight tackles and a sack in a 34-3 win at FIU...Intercepted first career pass vs. Wake Forest...Credited with six tackles, two stops for loss and a sack in a win vs. NC

## DRAFT CHOICES

State...Posted three solo tackles, one stop for loss and a forced fumble at Notre Dame...Credited with six tackles, 3.5 tackles for loss, 1.5 sacks and his second pick at Boston College...Credited with six tackles in Governor's Cup win vs. Kentucky...Made five tackles and notched a sack in Belk Bowl loss to Georgia. **2013** – Played in 10 contests and started the Russell Athletic Bowl win vs. Miami (Fla.)...Finished with 15 tackles (11 solo), four stops for loss, including three sacks and a forced fumble...Had two tackles for loss with one sack and a forced fumble against Memphis...Recorded two tackles with one sack in wins over Rutgers and FIU. **2012** – Appeared in 10 games and earned two starts, making seven tackles, one stop for loss and one sack...Had a sack for a loss of 11 yards in Sugar Bowl win over Florida.

**PERSONAL** – Three-star recruit by both Rivals.com and Scout.com at East-side (Covington, Ga.) HS... Recorded 50 tackles, 17 tackles for loss and nine sacks as a senior in 2011...A two-time second-team All-State honoree...Health and human performance major...Born April 2, 1994.

### SHELDON RANKINS

Year	School	GP	GS	Tot	TACKLES			Yds	INTERCEPTIONS					FUMBLES			
					Solo	Asst	Sk		No	Yds	Lg	TD	PD	FF	FR	Yds	
2012	Louisville	10	2	7	2	5	1.0	11.0	0	0	0	0	0	0	0	0	0
2013	Louisville	10	1	15	11	4	3.0	17.0	0	0	0	0	2	1	0	0	0
2014	Louisville	13	13	53	31	22	8.0	47.0	2	9	6	0	1	1	1	1	1
2015	Louisville	13	13	58	28	30	6.0	36.0	0	0	0	0	1	0	1	46	0
<b>Career totals</b>		<b>46</b>	<b>29</b>	<b>133</b>	<b>72</b>	<b>61</b>	<b>18.0</b>	<b>111.0</b>	<b>2</b>	<b>9</b>	<b>6</b>	<b>0</b>	<b>4</b>	<b>2</b>	<b>2</b>	<b>47</b>	

**CAREER HIGHS:** Tackles — 8 (4x), last vs. Samford (9/26/15); Sacks — 1.5, at Boston College (11/8/14); Interceptions — 1 (2x), last at Boston College (11/8/14); Passes Defensed — 1 (4x), last vs. Boston College (10/24/15); Forced Fumbles — 1 (2x), last at Notre Dame (11/22/14); Fumble Recoveries — 1 (2x), last vs. Boston College (10/24/15); Fumble Ret. for TD — 1, vs. Boston College (10/24/15).



## MICHAEL THOMAS

### 13 WR

HEIGHT: 6-3  
 WEIGHT: 212  
 COLLEGE: OHIO STATE  
 DRAFTED: 2ND ROUND (47TH OVERALL)  
 BORN: 3/3/94



**COLLEGE CAREER** – A talented wide receiver with a large 6-3, 212-pound frame who emerged as one of Ohio State's top weapons over his final two seasons, Thomas played in 39 games and caught 113 passes for 1,602 yards (14.2-average) with 18 touchdowns. Thomas entered the starting lineup in 2014 with immediate results. All but three of his receptions were posted in his final two seasons. He has been recognized for a clutch touchdown catch with 12 seconds to play in the first half of the Buckeyes' 2014 Sugar Bowl/College Football Playoff win over Alabama.

**CAREER TRANSACTIONS** – Signed to a four-year contract, 5/9/16; Selected by the Saints in the second round (47th overall) of the 2016 NFL Draft.

**2015** – Third-team All-Big Ten... Started all 13 games and led the Buckeyes with 56 catches for 781 yards and nine touchdowns, tied for second in the Big Ten... Caught at least one pass in 29 straight games to close out his college career and had at least four receptions in 10 contests... Ended college career with a career-high tying seven catches for 72 yards, including a 15-yard catch-and-run for a touchdown in the first quarter of the Fiesta Bowl vs. Notre Dame, 1/1/16... Finished with two receptions for 50 yards, including a 38-yard grab, in a win at Michigan... Had six grabs for 76 yards with a 24-yard touchdown in win at Illinois... Had four catches for 39 yards and a TD in a victory over Minnesota... Recorded first career 100-yard game vs. Maryland with seven grabs for 107 yards... Caught five passes for 103 yards in a win at Rutgers, including a 50-yard catch-and-run TD... Caught four passes for 54 yards, including a 23-yard TD grab, in the win at Indiana... Caught six passes for 80 yards, including a 38-yard TD, in the win over Western Michigan... Made two grabs for 46 yards, including a fourth quarter 26-yard TD in win at Virginia Tech... Had five catches for 52 yards vs. Hawai'i... Finished with three catches for 60 yards, including a 23-yard TD vs. Northern Illinois. **2014** – Thomas was the leading receiver for the College Football Playoff national champions with 54 catches after redshirting in 2013... Second on the squad with 799 receiving yards and with nine receiving touchdowns... Played in all 15 games with 14 starts... Secured inside leverage on his defender, caught a short pass and raced 79 yards for a game-tying touchdown at Michigan State... Hauled in a 30-yard touchdown pass to extend a three-point lead on the road at Minnesota... Leaped high in the end zone to snare a reception and then twisted and landed his left foot parallel with the out-of-bounds line for a crucial touchdown with 12 seconds to play in the first half in the Sugar Bowl win vs. No. 1 Alabama... In addition to three receptions over 50 yards, which ranked 14th nationally and third in the conference, also had 29 receptions of 10-plus yards... Had 98 receiving yards vs. Virginia Tech and 91 vs. Michigan State... Had career-high seven receptions vs. Alabama... A postseason standout with 14 receptions – nine of which went for a first down and there was a 10th first down via a pass interference call – for 160 yards and one TD. **2013** – Redshirted. **2012** – Thomas played in 11 games as a true freshman for the undefeated Buckeyes, totaling 196 offensive plays... Had three receptions for 22 yards.

**PERSONAL** – Thomas produced a highlight reel of a 2010 senior season at Woodland Hills (Calif.) Taft H.S. when he caught 86 passes, 21 for touchdowns... Played at Oaks Christian School (Westlake Village, Calif.) as a freshman... Attended Fork Union (Va.) Military Academy in the Fall of 2011 (and roomed with future Ohio State teammate Cardale Jones)... Graduated with a bachelor's degree in sport industry... Nephew to former NFL star Keyshawn Johnson.



## MICHAEL THOMAS

Year	School	GP	GS	RECEIVING				
				No	Yds	Avg	Lg	TD
2012	Ohio State	11	0	3	22	7.3	11	0
2013	Ohio State			Redshirt				
2014	Ohio State	15	14	54	799	14.8	79t	9
2011	Ohio State	13	13	56	781	13.9	50t	9
<b>Career Totals</b>		<b>39</b>	<b>27</b>	<b>113</b>	<b>1,602</b>	<b>14.2</b>	<b>79t</b>	<b>18</b>

**CAREER HIGHS: Receptions**— 7 (3x), last vs. Notre Dame (1/1/16); **Receiving Yards** — 107, vs. Maryland (10/10/15); **Long Reception** — 79t, at Michigan State (11/8/14); **Receiving TDs** — 2, at Kent State (9/13/14).



## VONN BELL

### 48 S

HEIGHT: 5-11

WEIGHT: 205

COLLEGE: OHIO STATE

DRAFTED: 2ND ROUND (61ST OVERALL)

BORN: 12/12/94



**COLLEGE CAREER** – A consensus All-American and one of the top rated defensive backs in the NFL Draft, Bell joins former college teammate Michael Thomas as the second Ohio State standout selected in the second round by New Orleans. As a senior, Bell was a Jim Thorpe Award semifinalist after recording 65 tackles and adding two interceptions, one brought back for a touchdown, one fumble recovery and 11 passes defended. He was an All-Big Ten selection his final two years and although opposing quarterbacks tried to avoid him, he departed with nine interceptions, including six his sophomore campaign. Bell is the 14th player the Saints have selected from Ohio State. Only USC and Nebraska (17) have had more players drafted by New Orleans than the Buckeyes. His career totals include 176 stops, 24 passes defended, two fumble recoveries and four tackles behind the line of scrimmage.

**CAREER TRANSACTIONS** – Signed to a four-year contract, 5/10/16; Selected by the Saints in the second round (61st overall) of the 2016 NFL Draft, 4/29/16.

**2015** – AP, *The Sporting News* and SI.com First Team All-American... First Team All-Big Ten (media)... Jim Thorpe Award semifinalist... Started all 13 games at safety for the second consecutive year... Part of a secondary that ranked sixth in the FBS in pass efficiency defense and part of a defense that ranked second overall in fewest points allowed per game (15.1)... Tied for 12th in the Big Ten with 11 passes defended (9 passes defended, 2 interceptions)... Recorded a career-high 10 tackles and tied a personal best with eight solo stops in the win over NIU... Tied that mark with 10 stops, including seven solo, in the win over



# DRAFT CHOICES

Minnesota, including a 15-yard interception return for a touchdown for Ohio State's first score; named Big Ten Defensive Player of the Week in recognition of his play vs. the Golden Gophers...Recorded eight tackles in the win over Maryland...Seven tackles and 0.5 tackle for loss in the win at Illinois...Three solo tackles, three pass defenses, an interception and a 14-yard fumble return for a touchdown vs. Hawai'i...Made four tackles and broke up one pass in the win at Virginia Tech. **2014** – Bell started 14 games at one of the safety positions...Named honorable mention All-Big Ten Conference...Second on the team in tackles with 92, an impressive total that represented a 12-year high for an Ohio State safety, or since Mike Doss had 107 in 2002...Only eight players nationally topped Bell's Ohio State-best six interceptions (Derek Ross had seven in 2001)...Ranked third in the Big Ten with .40 interceptions per game and he also ranked 11th in the conference with 12 passes defended...Had seven or more tackles in nine games, including a then career-best nine vs. Michigan and a career-high eight solo tackles vs. Alabama...Had interceptions vs. Virginia Tech, Penn State, Minnesota, Michigan, Wisconsin and Alabama...Had a quarterback sack of Oregon's Marcus Mariota in the College Football Playoff national championship game, part of a six-tackle evening. **2013** – Bell was on the Ohio State two-deep chart throughout the 2013 season as a true freshman backup at the nickel...Started at nickel in the Discover Orange Bowl vs. Clemson...Made one of the plays of the game vs. the Tigers, tipping and then intercepting a Taj Boyd pass at the Ohio State one-yard line in the second quarter...Also had seven tackles—all of them solo stops—in the Orange Bowl.

**PERSONAL** – Helped Ridgeland (Rossville, Ga.) HS team, coached by Mark Mariakis, to a 13-2 record and a runner-up finish in the Georgia Class AAAA state championships...Had 146 tackles and three interceptions as a senior, and on offense he had over 1,700 all-purpose yards and scored 21 touchdowns...Helped Ridgeland to the state Sweet 16 in 2011 as a junior with 119 tackles, five interceptions and three forced fumbles...Transferred to Rossville from Chattanooga (Tn.) HS...Father played collegiately at Murray State University.

## VONN BELL

Year	School	TACKLES							INTERCEPTIONS					FUMBLES		
		GP	GS	Tot	Solo	Asst	Sk	Yds	No	Yds	Lg	TD	PD	FF	FR	Yds
2013	Ohio State	14	1	19	16	3	0.0	0.0	1	4	4	0	1	0	0	0
2014	Ohio State	15	14	92	57	35	1.0	1.0	6	29	15	0	12	0	1	0
2015	Ohio State	13	13	65	43	22	0.0	0.0	2	16	16	1	11	0	1	14
<b>Career totals</b>		<b>42</b>	<b>28</b>	<b>176</b>	<b>116</b>	<b>60</b>	<b>1.0</b>	<b>1.0</b>	<b>9</b>	<b>49</b>	<b>16</b>	<b>1</b>	<b>24</b>	<b>0</b>	<b>2</b>	<b>14</b>

**CAREER HIGHS:** Tackles — 10 (2x), last vs. Minnesota (11/7/15); Solo Tackles — 8 (2x), last vs. Northern Illinois (9/19/15); Sacks — 1, vs. Oregon (1/12/15); Interceptions — 1 (9x), last vs. Minnesota (11/7/15); Interception Return Yards — 16, vs. Minnesota (11/7/15); Interception Returned For Touchdown — 1, vs. Minnesota (11/7/15); Passes Defended — 3, vs. Hawaii (9/12/15); Fumble Recoveries — 1 (2x), last vs. Hawaii (9/12/15); Fumble Recovery For Touchdown — 1, vs. Hawaii (9/12/15).





# DAVID ONYEMATA

## 93 DL



HEIGHT: 6-4  
 WEIGHT: 300  
 COLLEGE: MANITOBA  
 DRAFTED: 4TH ROUND (120TH OVERALL)  
 BORN: 11/13/92

**COLLEGE CAREER** – Possessing a unique combination of size and speed and the ability to play several positions on the defensive line, this Lagos, Nigeria native will look to contribute to the Saints and earn a spot on their defensive line rotation after enjoying a productive college career north of the border at the University of Manitoba, as the first member of the Bisons program to be drafted. In 37 career games, he posted 166 tackles, 9.5 sacks, two passes defended, one forced fumble and one fumble recovery

**CAREER TRANSACTIONS** – Signed to a four-year contract, 5/18/16; Selected by the Saints in the fourth round (120th overall) of the 2016 NFL Draft.

**2015** – As a senior, was named a Canada West all-star for the second straight campaign, an all-Canadian for the first time and claimed the J.P. Metras Trophy as the top down lineman in CIS football...Second in the conference and ninth in the country with five sacks in eight league games and also ranked second in Canada West in tackles for a loss (7.5) and 12th in overall tackles (38.5)...Overall in nine contests, all which he started at nose tackle, made 50 stops, five sacks, one pass defended, one forced fumble and one fumble recovery...Selected to play in the East West Shrine game. **2014** – Started all eight conference games and was tied for 13th in Canada West with 3.5 tackles for losses while registering 1.5 sacks (tied for 18th) and tied for 33rd in total tackles with 28...Overall, played in 11 games with 10 starts at nose tackle and posted 52 tackles and 2.5 sacks. **2013** – Recorded 53 tackles, six tackles for loss, 1.5 sacks and one pass defended, starting all 11 games he played in at nose tackle for the University of Manitoba. **2012** – In his first season of organized football, played in seven games and recorded 11 tackles, four tackles for loss and a split sack.


**PERSONAL** – Graduated with a bachelor's degree in Environmental Science in May...Attended the Chrisland Schools in Lagos, Nigeria...Did not play football until college but played soccer as a youth...Born Ebuka Onyemata on Nov. 13, 1992.



# DRAFT CHOICES

## DAVID ONYEMATA

Year	School	GP	GS	Tot	TACKLES			Yds	INTERCEPTIONS					FUMBLES				
					Solo	Asst	Sk		No	Yds	Lg	TD	PD	FF	FR	Yds		
2012	Manitoba	7	0	11	6	5	0.5	1.0	0	0	0	0	0	0	0	0	0	0
2013	Manitoba	11	11	53	28	25	1.5	9.0	0	0	0	0	1	0	0	0	0	0
2014	Manitoba	11	10	52	27	25	2.5	15.0	0	0	0	0	0	0	0	0	0	0
2015	Manitoba	9	9	50	34	16	5.0	34.0	0	0	0	0	1	1	1	1	1	0
<b>Career totals</b>		<b>37</b>	<b>30</b>	<b>166</b>	<b>95</b>	<b>71</b>	<b>9.5</b>	<b>59.0</b>	<b>0</b>	<b>0</b>	<b>0</b>	<b>0</b>	<b>2</b>	<b>1</b>	<b>1</b>	<b>1</b>	<b>0</b>	<b>0</b>



## DANIEL LASCO

**36 RB**

HEIGHT: 6-1

WEIGHT: 205

COLLEGE: CALIFORNIA

DRAFTED: 7TH ROUND (237TH OVERALL)

BORN: 10/9/92



**COLLEGE CAREER** – Lasco comes to New Orleans after finishing his college career with 2,395 career all-purpose yards over 41 games and 15 starts including 1,872 rushing yards and 18 touchdowns on the ground to rank 10th on Cal’s all-time list. Healthy after being limited due to injuries in his senior campaign, Lasco seeks a return to the form of his junior season, when he rushed for 1,115 yards and tallied 1,471 total yards from scrimmage. The Texan excelled at the 2016 NFL Scouting Combine where he posted a broad jump of 11’3” that is the longest ever by a running back at the event to pair with a 41.5 vertical jump that was tied for third all-time at the event by his position group.

**CAREER TRANSACTIONS** – Signed to a four-year contract, 5/9/16; Selected by the Saints in the seventh round (237th overall) of the 2016 NFL Draft.

**2015** – Voted by teammates as team captain for second straight year...Rushed for 331 yards and three touchdowns on 65 carries in nine games with three starts as he missed four games and was limited in several others due to injury...Rushed for season-high 123 yards rushing and a touchdown on season-high 19 carries vs. San Diego State before suffering an injury that also caused him to miss next two games...Had 64 yards rushing and a TD as well as a reception for a loss of 7 yards and a kick return for five yards while he also had a career-high three tackles vs. USC...Other rushing numbers came at Oregon (8-51), vs. Oregon State (4-38), vs. Washington State (10-22), vs. Grambling State (5-14, TD), at Utah (1-10) and at UCLA (3-9) while adding a 20-yard reception vs. Grambling State and an 11-yard catch vs. Washington State...Forced a fumble and had a tackle in final college game vs. Air Force in Lockheed Martin Armed Forces Bowl. **2014** – Named team MVP and earned honorable mention All-Pac-12 from league coaches after becoming the first Cal player to rush for 1,000 yards since 2011 by totaling



## DRAFT CHOICES

1,115 yards on 210 carries, while adding 14 TDs including 12 rushing that ranked ninth on Cal's all-time single-season list, all career and team season highs... Scored 86 points, the most by non-kickers and second on squad, adding a two-point conversion reception to his total... Scored at least one TD in 10 consecutive games and had a rushing score in seven straight contests at one point before not scoring in season finale vs. BYU... Added 33 receptions for 356 yards (10.8 avg.) and two scores... Had a team-high 1,471 all-purpose yards, the most by a Cal player since 2008... On receiving end of a 92-yard TD from Jared Goff vs. Colorado, the longest pass play in school history... Team-high 10 plays of 20 or more yards from line of scrimmage... Set Cal season-highs and personal career-bests for rushes (30), rushing yards (188), rushing TDs (3) and all-purpose yards (208), while adding two-point conversion also for team-high and career-best 20 points in win at Oregon State. Earned multiple honors including Pac-12 Player of the Week... Totaled five 100-yard rushing games including three of his last four contests, adding 130 yards on 26 carries vs. BYU, 123 yards on 20 carries at Arizona, 108 yards on 18 carries vs. Colorado and 103 yards on 18 carries vs. Stanford... Had at least one TD in 10 straight games and one on the ground in eight straight contests before not scoring in the finale vs. BYU... Had two games with 200 or more all-purpose yards, adding 200 vs. Colorado when he earned College Football Performance Awards national honorable mention honors for All-Purpose Performer of the Week to his team season-high and career-best 208-yard performance at Oregon State, among nine games with 100 or more all-purpose yards also at Arizona (123), at Washington State (103), vs. Washington (106), vs. Oregon (186), at USC (105), vs. Stanford (103) and vs. BYU (143). **2013** – Played in eight games with one start and rushed 67 times for 317 yards and two touchdowns... Registered an average of 4.7 yards per carry, second on the team... Sixth on team with 413 all-purpose yards, adding 11 receptions for 78 yards and one kick return for 18 yards... Rushed for a season-high 71 yards vs. Arizona that included a 22-yard run that was his longest of the season, while adding a pair of other 50-plus yard rushing contests vs. Ohio State (10-64-TD) and at Oregon (15-52), with his 15 carries at Oregon a season high and his rushing yardage totals against both Arizona and Ohio State leading the team... Had at least 20 yards rushing in seven of the eight games he played, including additional contests at UCLA (6-39, TD), vs. Northwestern (9-38), at Stanford (6-22) and in first career start vs. Washington State (6-20), while adding 11 yards on three carries vs. USC... Picked up all of his receptions in three contests with season highs of five receptions for 35 yards vs. Oregon that included a season-long 17-yard catch and three receptions both vs. Arizona (23 yards) and Northwestern (16 yards), while adding four receiving yards on no official catches when he was on the receiving end of a lateral following a completion from Goff to Kenny Lawler against Ohio State... Tallied season-high 94 all-purpose yards vs. Arizona (71 rush, 23 receiving)... Involved in a flea flicker play that produced a 24-yard touchdown pass from Goff to Darius Powe when he pitched his handoff back to Goff prior to the score... Had four tackles with a season-high two against Oregon State and one each vs. Northwestern and at UCLA... Named a Jonathan and Judy Hoff Scholar-Athlete of the Week for September 30 – October 6, 2013. **2012** – Played in all 12 games, seeing action both as a reserve tailback and on special teams, earning the team's J. Scott Duncan Award as its Special Teams MVP... Recorded team-high 12 special teams tackles and a team-high-tying two forced fumbles... Also



# DRAFT CHOICES

contributed 109 yards rushing and a TD on six carries, with 77 of his yards coming on the longest run of his career for a TD against Southern Utah that was the team's second-longest run of the campaign...Finished with two rushes for season-high 74 yards vs. Southern Utah. **2011** – Redshirted.

**PERSONAL** – Prepstar All-American in 2010 at the Woodlands (Texas) HS... A two-time Region 14-5A District MVP as a junior and senior...Led team to District titles in each of his final three seasons from 2008-10...Finished four-year varsity career with all-time school records of 3,821 rushing yards and 43 touchdowns on 444 carries (8.6 avg.)...Posted five career 200-yard rushing games, rushed for 150 or more yards 10 times and 100 or more in 12 games...Led squad to a 10-1 overall record and a 6-0 mark in league action to capture the Region 14-5A District title as senior...Rushed for 868 yards and 12 touchdowns on 103 carries in only seven games as a senior due to an injury suffered in first contest of season, while adding 202 yards receiving and a score on 13 catches...Threw five-yard TD pass on only attempt as a senior...Posted biggest statistical totals during his junior year when he rushed for 1,520 yards and 17 TDs on 216 carries, while adding 10 catches for 247 yards and two scores...Rushed for 1,120 yards on 139 carries (8.1 avg.) as sophomore...Became his school's first freshman to ever play varsity football in 2007 when he was called up in Week 10...Contributed a combined 341 yards rushing and four TDs in two playoff games as a freshman, including a 257-yard rushing game with three TDs against Westfield...Full name is Daniel Lee Lasco II...Born Oct. 9, 1992...Uncle, Sammy O'Brient, was an NG and four-year letterwinner for Texas A&M from 1984-87, playing on three straight SWC championship teams...Majored in sociology.

## DANIEL LASCO

Year	School	GP	GS	RUSHING					RECEIVING					
				Att	Yds	Avg	Lg	TD	No	Yds	Avg	Lg	TD	
2011	California													
					Redshirt									
2012	California	12	0	6	109	18.2	77t	1	0	0	0.0	0	0	
2013	California	8	1	67	317	4.7	22	2	11	78	7.1	17	0	
2014	California	12	11	210	1,115	5.3	50	12	33	356	10.8	92t	2	
2015	California	9	3	65	331	5.1	22	3	4	24	6.0	20	0	
<b>Career Totals</b>		<b>41</b>	<b>15</b>	<b>348</b>	<b>1,872</b>	<b>5.4</b>	<b>77t</b>	<b>18</b>	<b>48</b>	<b>458</b>	<b>9.5</b>	<b>92t</b>	<b>2</b>	


Year	School	No	Yds	PUNT RETURNS			KICKOFF RETURNS					
				Avg	Lg	TD	No	Yds	Avg	Lg	TD	
2011	California											
					Redshirt							
2012	California	0	0	0.0	0	0	3	42	14.0	21	0	
2013	California	0	0	0.0	0	0	1	18	18.0	18	0	
2014	California	0	0	0.0	0	0	0	0	0.0	0	0	
2015	California	0	0	0.0	0	0	1	5	5.0	5	0	
<b>Career Totals</b>		<b>0</b>	<b>0</b>	<b>0.0</b>	<b>0</b>	<b>0</b>	<b>5</b>	<b>65</b>	<b>13.0</b>	<b>21</b>	<b>0</b>	

**Additional Stats: Special Teams Tackles** — (2012, 12), (2013, 4), (2014, 5), (2015, 5) **Total:** 26; **Forced Fumbles** — (2012, 2), (2015, 1) **Total:** 3; **Two-Point Conversion** — (2014, 1 receiving) **Total:** 1

**CAREER HIGHS:** **Rushes** — 30, at Oregon State (11/1/14); **Rushing Yards** — 188, at Oregon State (11/1/14); **Long Rush** — 77t, vs. Southern Utah (9/8/12); **Rushing TDs** — 3, at Oregon State (11/1/14); **Receptions** — 8, vs. Oregon (10/24/14); **Receiving Yards** — 101, vs. Oregon (10/24/14); **Long Reception** — 92t, vs. Colorado (9/27/14); **Receiving TDs** — 1 (2x), last at Washington State (10/4/14); **Kickoff Returns** — 1 (5x), last vs. Southern California (10/31/15); **Kickoff Return Yards** — 21, vs. Nevada (9/1/12); **Long Kickoff Return** — 21, vs. Nevada (9/1/12); **All Purpose Yards** — 208, at Oregon State (11/1/14); **Tackles** — 3, vs. Southern California (10/31/15).



## ADDITIONAL ROOKIES & FIRST-YEAR PLAYERS



**66 JACK ALLEN OL**  
**MICHIGAN STATE (6-2, 296)**  
**NFL EXPERIENCE: R**

Agreed to terms on a three-year contract, 5/2/16...A four-year starter on the offensive line for the Spartans from 2012-15 after redshirting in 2011...Played in 48 career games, including 47 starts (42 at center, five at left guard)...In 2015, was a consensus first-team All-American, starting 12 games at center for the Spartans, including the 2015 College Football Playoff


Semifinal at the Cotton Bowl...In 2014, started 11 games at center and was named first-team All-American by USA Today, becoming just the fourth Spartan center and first since 1962 and the first MSU offensive lineman to earn All-American status since 1997...Earned his bachelor's degree in hospitality business in December, 2015...Prepped at Hinsdale (Ill.) Central HS, where he was a three-year starter and Class 8A all-state selection as a senior by the Illinois High School Football Coaches Association and Chicago Tribune...Born Sept. 24, 1992.



**11 REGGIE BELL WR**  
**SAN DIEGO (5-11, 201)**  
**NFL EXPERIENCE: 1**

Signed by the Saints to a reserve/future contract, 1/5/16...Signed to the New Orleans practice squad, 10/7/15...Waived by the Redskins, 9/5/15...Signed by the Washington Redskins as an undrafted free agent, 5/7/15...Played collegiately at San Diego from 2010-14, finishing his career ranking fourth all-time in school history in receiving yards (2,729) and seventh

in receptions (172) and TD receptions (24) in 44 games played...Earned second-team all-conference from the Pioneer Football League as a senior in 2014 after catching 40 passes for 779 yards with seven TDs...As a junior in 2013, hauled in a team-best 65 receptions for 1,050 yards with nine TDs, earning the Toreros' Offensive MVP award and All-PFL First Team honors...Appeared in 10 games with seven starts in 2012, ranking second on the team with 47 receptions for 736 yards with a team-high six TDs...Redshirted in 2011... Appeared in all 11 games as a freshman in 2010, recording 20 receptions for 159 yards...Majored in marketing...Attended Manteca (Calif.) H.S., where he was named all-area, all-league, all-section and all-district as senior in addition to garnering Comcast State Player of the Year honors...Recorded 1,090 all-purpose yards with nine receiving TDs and five punt returns for scores as senior...Also lettered in basketball...Born May 6, 1992.



**79 JOSEPH CHEEK OL**  
**TEXAS A&M (6-7, 311)**  
**NFL EXPERIENCE: R**

Agreed to terms as an undrafted free agent on a three-year contract, 5/2/16...A two-year starter at right guard for the Aggies...Played in 51 career games with 22 total starts, including opening all 13 contests at right guard as a senior in 2015, when the Aggies gained an average of 424.7 total yards per game...Prepped at Seguin (Texas) HS, where he received Class 5A

All-State recognition as a junior and senior...Father, Louis, was a standout tackle for the Aggies from 1984-87, was an eighth round selection of the Miami Dolphins in 1988 and played four seasons in the NFL...Born Dec. 2, 1992.




## ADDITIONAL ROOKIES & FIRST-YEAR PLAYERS




**46 KEN CRAWLEY DB**  
**COLORADO (6-1, 180)**  
**NFL EXPERIENCE: R**

Agreed to terms on a three-year contract as an undrafted free agent, 5/2/16... Played in 47 games and recorded 201 tackles (165 solo), eight tackles for loss, one forced fumble, one fumble recovery, three interceptions and 36 passes defended, ranked third in school history... As a senior, started all 13 games at right cornerback and recorded 46 tackles (40 solo), an interception, 13 passes defended and one fumble recovery... As a junior, played in 12 games and started 11 at right cornerback, finishing sixth on the team in tackles with 47 (41 solo), second on the team in passes defended and added one forced fumble... Graduated with a bachelor's degree in sociology... Prepped at H.D. Woodson (Washington, D.C.) HS, where he played cornerback and wide receiver... As a senior, had 43 tackles, five interceptions, eight passes defended, one fumble recovery and one blocked punt and was named by *The Washington Post* as the D.C. area Player of the Year... Also ran track... Cousin, Stephon Morris, played defensive back at Penn State and spent the 2012 season with the New England Patriots... Born Feb. 8, 1993 in Washington, D.C.



**85 JARED DANGERFIELD WR**  
**WESTERN KENTUCKY (6-3, 215)**  
**NFL EXPERIENCE: R**

Agreed to terms to a three-year contract as an undrafted free agent, 5/2/16... A two-year starter at Western Kentucky, who set school single-season receiving records in each of his two years at the school and played in 27 games with 26 starts and finished his career with 151 receptions for 1,669 yards with 19 touchdowns... Broke his prior school record as a senior, by recording 82 receptions for 844 yards with eight touchdowns, earning Honorable Mention All-CUSA honors... As a junior, caught 69 passes for 825 yards and tied the school record with 11 touchdowns... Transferred to WKU from Fort Scott (Kan.) community college where in nine games he caught 43 passes for 690 yards and eight touchdowns... Caught 34 passes for 543 yards and four touchdowns as a senior at Royal Palm Beach (Fla.) HS... Born Aug. 9, 1992.



**42 ALDEN DARBY S**  
**ARIZONA STATE (5-10, 192)**  
**NFL EXPERIENCE: 1**

Signed by Saints to reserve/future contract, 1/4/16... Signed to Saints practice squad, 9/16/15... Waived by Pittsburgh Steelers, 9/5/15... Signed by Steelers to reserve/future contract, 1/9/15... Waived by San Diego Chargers, 8/30/14... Originally signed by the Chargers as an undrafted rookie free agent, 5/10/14. Played in 50 games with 28 starts over his four-year career at Arizona State... Registered 217 tackles (155 solo), 8.5 tackles for loss, 26 passes defended, 10 interceptions, three forced fumbles and four fumble recoveries... In 2013, his senior year, named a team captain and earned first-team All-Pac-12 honors after starting all 14 games, finishing the season with 72 tackles (54 solo), two tackles for loss, four interceptions, one interception return for a TD, two forced fumbles, two



## ADDITIONAL ROOKIES & FIRST-YEAR PLAYERS

fumble recoveries and a team-high 13 passes defended...Named second-team All-Pac-12 by Phil Steele and Athlon Sports...In 2012, earned All-Pac-12 second team honors after starting all 13 games, ranking fifth on the team with 80 tackles (53 solo), 5.5 tackles for loss, seven passes defended, a forced fumble, a fumble recovery, three interceptions, one returned for a TD...Played in 12 games in 2011 with two starts, tallying 51 tackles (40 solo), one tackle for loss, six passes defended, one fumble recovery and three interceptions...Saw action in 11 games in 2010, finishing his true freshman season with 14 tackles (eight solo)... Majored in interdisciplinary studies...Played at Milikan Senior (Long Beach, Calif.) HS...Finished his three-year career with 86 tackles, 143 rushing attempts for 862 yards and 12 touchdowns and 94 receptions for 1,074 yards and nine touchdowns...As a senior, tallied 38 tackles (30 solo), 15 passes defended, four interceptions, one forced fumble and one fumble recovery...Also completed 54-of-119 passes for 593 yards and seven touchdowns, carried the ball 124 times for 702 yards and 11 touchdowns and caught 14 passes for 149 yards...Born June 22, 1992.



**26 TRAE ELSTON DB**  
**MISSISSIPPI (5-11, 176)**  
**NFL EXPERIENCE: R**

Agreed to terms as an undrafted free agent on a three-year contract, 5/2/16...Four-year starter at safety at Mississippi... Played in 50 career games while making 44 starts, finishing his collegiate career with 252 tackles (153 solo), 11 tackles for loss, one sack, two forced fumbles, four fumble recoveries, four interceptions and 34 passes defended...As a senior, he

was an *Associated Press* second-team All-American after opening all 13 games and recording 70 tackles, five tackles for loss, four interceptions, including two returned for TDs and 18 passes defended...Majored in general studies...Prepped at Oxford (Oxford, Ala.) HS, where he earned first-team All-State honors from the Alabama Sports Writers Association as junior and senior...Finished senior year with 94 tackles and eight interceptions, adding 34 catches for 656 yards (19.3 avg.) and eight touchdowns on offense...Led team to a 12-2 record and the Class 6A Semifinals...Born Trae Drakkar Elston on Feb. 16, 1994.



**45 GARRETT GRIFFIN TE**  
**AIR FORCE (6-4, 240)**  
**NFL EXPERIENCE: R**

Signed by Saints, 6/6/16...Appeared in 44 games with 17 starts at Air Force, posting 41 receptions for 670 yards (16.3 avg.) and eight touchdowns...In 2015, caught 12 passes for 208 yards (17.3 avg.) and three touchdowns in eight games with seven starts, missing the first five games (knee)...As junior, played in 12 games with 10 starts, finishing third on team


with 16 catches for 307 yards, while his four TD grabs were second...Played in 12 games as sophomore, catching 13 passes for 163 yards...Played in 12 games as freshman...Prepped at Louisburg (Kan.) HS, earning all-league honors each year...Track and basketball letterman...Helped lead team to the AAAA state championship as senior...Management major...Born on March 4, 1994.





**49 DE'VANTE HARRIS DB**  
**TEXAS A&M (5-11, 190)**  
**NFL EXPERIENCE: R**

Agreed to terms as an undrafted free agent on a three-year contract, 5/2/16...Four-year letterman at cornerback for Texas A&M...Appeared in 45 games throughout his collegiate career, posting totals of 173 tackles (123 solo), 7.5 tackles for loss, four interceptions and 24 passes defended...As a senior in 2015, he tallied 31 tackles (25 solo), one tackle for loss, two interceptions, one which he returned for a touchdown, and 10 passes defended...Prepped at Mesquite Horn HS (Mesquite, Texas) where he was named District 11-5A MVP after a senior season in which he compiled 27 tackles, one interception that he returned for a touchdown, five passes defended and two blocked kicks...Awarded Defensive Newcomer of the Year for District 11-5A in 2010...Father Rod was also a former Texas A&M standout, holding the Aggies' career record for kickoff return yardage for more than 20 years, and then going on to play in the National Football League for three years, including handling punt return duties for New Orleans in 1989...Born June 30, 1993.



**30 ERIK HARRIS DB**  
**CALIFORNIA (PA.) (6-3, 225)**  
**NFL EXPERIENCE: 1**

Signed by Saints to reserve/future contract, 2/3/16...Spent 2012-15 with the Canadian Football League's Hamilton Tiger-Cats, posting career totals of 79 tackles, three sacks, four forced fumbles and three interceptions over 42 games...He posted 43 tackles and two interceptions for the Tiger-Cats in 2015...Appeared in all 52 games of his collegiate career at California (Pa.), making 37 starts and starting all 25 games over his final two seasons...As a senior, he was selected to the Don Hansen Bowl and was an All-PSAC West Second-Team selection, after starting all 13 games as a defensive back, while also serving as the team's primary punter...He finished his senior season with 71 tackles (37 solo), 8.5 tackles for loss, three sacks and three interceptions...As a junior, started all 12 games at safety, finishing tied for second on the team with 61 tackles (33 solo), while also recording five tackles for loss, one sack, three interceptions, three passes defended and one blocked kick...Made first starts of his collegiate career during his sophomore season, where he played in all 15 games with 12 starts at safety and posted career highs with 84 tackles (50 solo), 4.5 TFL, two sacks, three interceptions, seven passes defended and two fumble recoveries...Majored in justice studies...Prepped at New Oxford (Pa.) HS, where he was the 2008 All-Times Athlete of the Year...Born April 2, 1990.



**14 R.J. HARRIS WR**  
**NEW HAMPSHIRE (6-0, 194)**  
**NFL EXPERIENCE: 1**

Signed by Saints to reserve/future contract, 1/8/16...Signed by Atlanta Falcons to practice squad, 12/15/15...Practice squad contract terminated by Saints, 10/20/15...Re-signed to Saints practice squad, 9/24/15...Practice squad contract terminated by Saints, 9/15/15...Signed by Saints to the practice squad, 9/7/15...Waived by Saints, 9/1/15...Agreed to terms with the New Orleans Saints as an undrafted free agent on a three-year contract, 5/4/15...Be-

## ADDITIONAL ROOKIES & FIRST-YEAR PLAYERS

came UNH and CAA conference all-time leader in receptions and ranks second on both lists in receiving yardage with 310 career catches for 4,328 yards...36 touchdowns rank second in program history and fourth in the CAA...Caught a school single-season record 100 catches as a senior and matched the school best with 1,551 yards, adding 15 touchdowns...Grabbed 181 receptions for 2,618 yards and 48 touchdowns at Arundel (Gambriells, Md.) HS... Also a member of basketball team...Born June 3, 1992 in Wurzburg, Germany.




**61 MARCUS HENRY OL**  
**BOISE STATE (6-3, 293)**  
**NFL EXPERIENCE: R**

Agreed to terms as an undrafted free agent on a three-year contract, 5/4/15...Spent four years on the offensive line at Boise State where he received several honors, including All-Mountain West first-team honors as both a junior and a senior...In 2015, opened all 13 games at center, anchoring the offensive line of Mountain West Conference's top-scoring offense (39.1 ppg.) and top-ranked total offense (501.3 ypg.), each of which also ranked 15th in FBS...Majored in general business...Prepped at Bellevue (Wash.) HS, where he was named first-team All-State as a senior in 2010...Born Feb. 11, 1993.



**39 SIONE HOUMA RB**  
**MICHIGAN (6-0, 243)**  
**NFL EXPERIENCE: R**

Agreed to terms as an undrafted free agent on a three-year contract, 5/2/16...Four-year letterman at fullback for Michigan... Appeared in 51 career games with seven starts, rushing it 43 times for 184 yards with five touchdowns, while adding 10 receptions for 91 yards...Defensively, he added 14 career tackles (six solo)...As a senior, played in 12 games with two starts, rushing for 184 yards and five touchdowns on 43 carries, and adding 77 yards on eight catches...Enrolled in the College of Literature, Science and the Arts, where he majored in general studies...Prepped at Highland (Salt Lake City, Utah) HS where as a senior, he carried the ball 93 times for 790 yards and eight touchdowns, while returning one kickoff back 88 yards for a touchdown...Selected to ESPN All-Utah Football Team as a Senior...Was a member of the *Desert News* All-State first team after a junior season where he rushed for 1,211 yards and nine touchdowns...Born June 21, 1994.




**19 JAKE LAMPMAN WR**  
**FERRIS STATE (6-0, 205)**  
**NFL EXPERIENCE: R**

Signed, 5/16/16...Four-year letterwinner in the Bulldog program who finished his career ranked sixth all-time in school records with 2,201 yards...Wrapped up his college career in 2015 by claiming All-GLIAC accolades after leading FSU with 731 receiving yards on 52 catches (14.1 avg.) with eight touchdowns and 14 rushes for 124 yards and four TDs as a redshirt senior...As a senior in 2014, caught 14 passes for 216 yards with five touchdowns in three games before receiving a medical redshirt...As a junior in 2013, led team with 38 catches for 542 yards and five touchdowns and also had 18 carries for



## ADDITIONAL ROOKIES & FIRST-YEAR PLAYERS

132 yards and four scores...An All-Capital Area Gold Conference honoree as a senior at Haslett (Mich.) HS...Born June 11, 1993.




**57 DILLON LEE LB**  
**ALABAMA (6-4, 242)**  
**NFL EXPERIENCE: R**

Agreed to terms to a three-year contract as an undrafted free agent, 5/2/16...A four-year letterman and contributor on both defense and special teams for the Crimson Tide...As a senior, played in 15 games with two starts and recorded 27 tackles (16 solo), 1.5 tackles for loss, one sack, two interceptions and one pass defended for the national champions...Prepped at Buford (Ga.) HS and had 84 tackles with 17 stops for loss, nine sacks, five interceptions and a fumble recovery as a senior in 2010...brother Dallas is an offensive lineman at Georgia...Born Jan. 15, 1993.



**62 CYRIL LEMON G**  
**NORTH TEXAS (6-3, 315)**  
**NFL EXPERIENCE: 1**

Signed to reserve/future contract, 1/5/16; Placed on practice squad/injured list, 10/21/15; Signed to practice squad, 9/6/15; Waived, 9/15/15; Agreed to terms with the Saints as an undrafted free agent on a three-year contract, 5/4/15...Just the fifth player in school history to earn all-conference honors four straight seasons...Made 49 consecutive starts in his four-year career, was named to the Outland and Lombardi Watch list in 2014, and was a two-time first-team All-Conference-USA selection...Prepped at Marble Falls (Texas) HS, where he was a three-year starter and in his senior season blocked for an offense that averaged 27 points a game, earning District 25-4A first-team honors...Originally raised in New Orleans before relocating with his mother to Texas following Hurricane Katrina...Born Jan. 8, 1993 in New Orleans, La.




**87 TOMMY LEE LEWIS WR**  
**NORTHERN ILLINOIS (5-7, 168)**  
**NFL EXPERIENCE: R**

Agreed to terms on a three-year contract, 5/2/16...Played in 48 games at NIU, finishing with 1,680 yards with 11 touchdowns on 172 receptions and 578 yards with three touchdowns on 71 rush attempts, while adding 1,673 yards with four touchdowns on kickoff returns...Ended college career with a reception in 37 consecutive games in which he played...Shook off injuries that caused him to miss the entire 2014 season and four games in 2015 to finish with 34 receptions for 398 yards with three touchdowns in 10 contests as a fifth-year senior...An honorable mention All-American and first-team All Mid-American Conference selection in 2013 when he accounted for 1,405 all-purpose yards on 133 touches...Spent his senior season at William T. Dwyer (Palm Beach Gardens, Fla.) HS, finishing as the area's fifth-leading receiver with 595 yards on 31 catches with seven touchdowns...Competed in the Palm Beach County/Treasure Coast All-Star Football Game...Before transferring, previously played at Palm Beach Lakes (West Palm Beach, Fla.) HS, where he tallied 36 yards on five receptions in 2009...Born on Oct. 24, 1992.



## ADDITIONAL ROOKIES & FIRST-YEAR PLAYERS



**MITCHELL LOEWEN DL**  
**ARKANSAS (6-5, 275)**  
**NFL EXPERIENCE: 0**

Placed on Reserve/NFI, 6/17/16... Waived/NFI, 6/6/16...

Agreed to terms as an undrafted free agent on a three-year contract, 5/4/15... Started nine of 36 games he played in over a four-year career at Arkansas where he played five different positions (linebacker, tight end, fullback, offensive tackles, defensive tackle, defensive end)... Recorded 31 tackles, including

3.5 for loss, two sacks, two passes defended and as a tight end, caught two passes for 29 yards and one touchdown... Played in 10 games as a senior and tallied 15 tackles and 1.5 sacks... Moved from tight end to defensive end as junior, saw action in nine games and tallied 14 tackles, two stops for loss and 0.5 sack... Appeared in 12 games and made eight starts at tight end as a sophomore and caught two passes for 29 yards and one touchdown and totaled 19 yards on two kickoff returns... Majored in management... Named the Maui Interscholastic League Defensive Player of the Year after his senior season at Lahainaluna HS, in which he collected 140 tackles, 10 sacks and two interceptions... Father Chuck, played offensive line for San Diego from 1980-84 after being drafted by the Chargers in the seventh round of the 1980 NFL Draft.




**96 ASHAAD MABRY DT**  
**TEXAS-SAN ANTONIO (6-3, 315)**  
**NFL EXPERIENCE: 1**

Signed by New Orleans to a reserve/future contract, 1/5/16...

Signed by New Orleans to the practice squad, 9/8/15... Waived by New Orleans, 9/6/15... Agreed to terms with Saints as an undrafted free agent on a three-year contract, 5/4/15... Started 28-of-46 games he played in over a four-year career at Texas-San Antonio, recording 134 tackles, 12 tackles for loss, 2.5 sacks, a

pass defended and a fumble recovery... Started all 12 games he played in as a senior and recorded 49 tackles (18 solo), six tackles for loss and a sack and was an honorable mention All-Conference USA selection... Started 10 of the 12 games he played in as a junior and tallied 41 tackles (12 solo), a split sack and 2.5 tackles for a loss... Posted 24 tackles (four solo), 0.5 tackle for a loss and one blocked kick as a sophomore... Majored in multidisciplinary studies... Second-team All-Area pick by the *San Antonio Express-News* at MacArthur (San Antonio, Texas) HS, following a season that saw him help lead the squad to a 12-2 record and spot in the Class 5A Division II State Quarterfinals... Finished senior campaign with 75 tackles and three sacks... Born Nov. 4, 1992.



**86 CHRIS MANHERTZ TE**  
**CANISIUS (6-6, 255)**  
**NFL EXPERIENCE: 1**

Signed to reserve/future contract, 1/5/16... Signed to practice

squad, 9/6/15... Waived, 9/5/15... Signed by Saints, 8/25/15... Waived by Buffalo Bills, 8/8/15... Signed by Bills, 12/30/14...

Manhertz came to the Saints and spent the entire season on their practice squad after spending the offseason and start of training camp with the Bills... Transitioned to football from the

basketball program at Canisius... Played for the Golden Griffins from 2010-2014, averaging 6.5 points and 6.8 rebounds and leading the team in rebounding for three straight

## ADDITIONAL ROOKIES & FIRST-YEAR PLAYERS

years...Over his final three seasons, the three-time team captain started in 96 of the 98 games in which he played...Majored in health and wellness...Four-year basketball letterman at Cardinal Spellman (Bronx, N.Y.) HS...Born April 10, 1992.



### **70 RYKER MATHEWS OL** **BYU (6-6, 320)** **NFL EXPERIENCE: R**

Agreed to terms on a three-year contract, 5/2/16...Versatile enough to play either inside or the outside, played in 45 career games with 33 starts at both G and T...Started 11 games as senior, helping BYU to its best passing season since 2008 with 3,854 net yards passing, also helping in the ground game, where they produced six contests of at least 150 yards rushing...Blocked for two 1,000 yard rushers as a sophomore in 2013...Named 2012 College Football News Freshman All-America Honorable Mention...Majored in exercise and wellness...Prepped at American Fork (Utah) HS, where he was ranked as the top recruit and top offensive lineman in the state as a senior...Also played on the defensive line and on the basketball team...Born Nov. 28, 1992.



### **77 D.J. PETTWAY** **ALABAMA (6-2, 270)** **NFL EXPERIENCE: R**

Agreed to terms to a three-year contract as an undrafted free agent, 5/2/16...A three-year letterman and contributor on both defense and special teams for the Crimson Tide...As a senior, earned a role in the rotation on one of the nation's top defensive lines and recorded 18 tackles, including five for a loss, along with two sacks, two passes defensed and two blocked field goals, including one in the College Football Playoff final...As a junior, returned to Tuscaloosa after a year at East Mississippi Junior College and played in 14 games with one start and had 23 tackles (13 solo), three tackles for a loss, two sacks and three passes defensed...As a redshirt freshman, played in 13 games with eight tackles, including four tackles for a loss of 25 yards, while registering 2.5 sacks...Prepped at Pensacola Catholic (Pensacola, Fla.) HS and had 78 tackles and four sacks as a senior in 2010...Born Sept. 19, 1992.




### **17 KYLE PRATER WR** **NORTHWESTERN (6-5, 231)** **NFL EXPERIENCE: 1**

Re-signed, 2/3/16...Waived, 8/17/15...Agreed to terms with New Orleans Saints, 5/18/15...Started college career at USC and then played at Northwestern from 2012-14...Recorded career totals of 71 receptions for 654 yards with two touchdowns...As a redshirt senior in 2014, started all 11 games which he played and led Wildcats in receiving with 51 receptions for 535 yards with two touchdowns...Communication studies major...As a senior at Proviso West (Maywood, Ill.) HS, named *USA Today* All-USA first-team, Parade All-American, EA Sports All-American first-team, SuperPrep All-American, Prep Star All-American, Max Preps All-American first-team, *The Sporting News* Top 100, SuperPrep Elite 50, Prep Star Dream Team, SuperPrep All-Midwest Offensive MVP,

## ADDITIONAL ROOKIES & FIRST-YEAR PLAYERS

*Chicago Tribune* first-team All-State and *Chicago Sun Times* first-team All-Area... Recorded 64 receptions for 1,151 yards (18.0 avg.) with 13 touchdowns as a senior in 2009... Born June 21, 1992.



**51 JEFF SCHOETTMER LB**  
**NORTH CAROLINA (6-2, 235)**  
**NFL EXPERIENCE: 0**


Agreed to terms on a three-year contract, 5/2/16... Began career as a walk-on at UNC before earning a scholarship with his play for the Tar Heels... Played in 52 games with 38 starts over his college career, including the last 27... As a senior, was a third-team All-ACC selection and started all 14 games as a defensive team captain, recording 97 tackles, two fumble recoveries and two interceptions... As a junior, started all 13 games at MLB and posted a team-high 74 tackles, six tackles for loss, two interceptions, both returned for touchdowns, four passes defended and a fumble recovery... Majored in business... Prepped at Jesuit College Prep (Dallas, Texas) where he played four years of football, basketball and baseball... Named to the school's academic honor roll all four years... Earned all-district honors as a junior and senior in football... Also named *AP* all-state honorable mention and was the district defensive MVP as a senior, after recording 103 tackles and three interceptions... Born Jeffrey Lawson Schoettmer on July 8, 1993.



**74 TYRUS THOMPSON T**  
**OKLAHOMA (6-5, 330)**  
**NFL EXPERIENCE: 1**


Agreed to terms with New Orleans, 5/16/16... Waived by Detroit, 5/9/16... Signed by Detroit Lions, 1/5/16... Re-signed to Jacksonville practice squad, 11/10/15... Released from Jacksonville practice squad, 11/9/15... Signed by Jacksonville Jaguars to practice squad, 9/18/15... Waived by Minnesota, 9/18/15... Placed by Minnesota on Injured Reserve, 9/6/15... Signed by Minnesota to a four-year contract, 5/7/15... Selected by the Minnesota Vikings in the sixth round (185th overall) of the 2015 NFL Draft... Started 29 career games for the Sooners, 24 his final two seasons, after opening five contests his sophomore campaign... Started all 13 games at LT as a senior, capping his college career with first-team All-Big 12 honors from conference coaches and second-team honors from the *AP*... Majored in arts and sciences planned program... Standout at Pflugerville (Texas) HS, where he was ranked as a 4-star recruit and considered a top-20 OT nationally by most recruiting services... Was born in Germany where his father was stationed with the Army, moving to the U.S. as a toddler... Born Nov. 17, 1991.

## ADDITIONAL ROOKIES & FIRST-YEAR PLAYERS



**78 LANDON TURNER OL**  
**NORTH CAROLINA (6-4, 325)**  
**NFL EXPERIENCE: R**

Agreed to terms on a three-year contract, 5/2/16...Four-year starter at guard at the University of North Carolina...Appeared in 52 games with 42 starts over collegiate career...As a senior in 2015, opened all 14 contests at right guard for an offense that rushed for more than 220 yards per game and was selected as an *Associated Press* first-team All-American and as a first-team All-ACC selection...Named ACC Offensive Lineman of the Week on four separate occasions in 2015, the only player to earn the honor in four different weeks...Earned third-team All-ACC honors from the Atlantic Coast Sports Media Association, after starting 11-of-13 games over his junior season...Graduated early from Harrisonburg (Va.) HS...Ranked the No. 5 offensive guard in the country by Scout.com, and was rated as the No. 3 offensive guard in the nation by Rivals.com...Played in the U.S. Army All-America Game...Paved the way for Harrisonburg RB Michael Holmes to rush for more than 5,000 yards over the last two seasons, and also helped lead his team to the state finals as a senior...Born on May 15, 1993.



**81 JORDAN WILLIAMS-LAMBERT WR**  
**BALL STATE (6-3, 228)**  
**NFL EXPERIENCE: R**

Agreed to terms on a three-year contract, 5/2/16...Finished four-year career at Ball State with 200 receptions for 2,723 yards (13.6 avg.) with 24 touchdowns in 44 games...Finished fourth in program history in both receptions and receiving yards, while his 24 touchdowns are tied for third in school annals...As a senior, he was a second-team All-Mid-American Conference selection after recording 72 receptions for 920 yards with eight TDs in 12 games...Majored in risk management...Prepped at North Central (Indianapolis, Ind.) HS where he was named All-Conference, All-County and All-Region as a senior, after posting 28 receptions for 398 yards with four touchdowns, while adding 120 yards on 20 carries...Born on May 9, 1994.



**67 AVERY YOUNG OL**  
**AUBURN (6-6, 305)**  
**NFL EXPERIENCE: R**

Agreed to terms on a three-year contract, 5/2/16...Played in 37 career games with 36 starts at both tackle and guard...Served as Auburn's starting right tackle as a senior...Started 13 games as a junior at three different positions (right tackles, left guard, right guard)...Majored in fitness, conditioning & performance...Prepped at Palm Beach Gardens (Fla.) HS...Older brother Willie Jr. is a defensive end with the Chicago Bears...Cousin Thomas Davis is a linebacker for the Carolina Panthers...Born November 12, 1992.



# 2016 ALPHABETICAL ROSTER

NO.	NAME	POS.	HT.	WT.	BORN	EXP.	COLLEGE	H.S. HOMETOWN
66	ALLEN, Jack	OL	6-2	296	9/24/92	R	Michigan State	Hinsdale, Ill.
88	ALLEN, RaShaun	TE	6-4	250	2/25/90	2	Southern	Cleveland, Ohio
50	ANTHONY, Stephone	LB	6-3	245	7/28/92	2	Clemson	Anson, N.C.
72	ARMSTEAD, Terron	T	6-5	304	7/23/91	4	Arkansas-Pine Bluff	Cahokia, Ill.
3	BARTH, Connor	K	5-11	200	4/11/86	9	North Carolina	Wilmington, N.C.
11	BELL, Reggie	WR	5-11	201	5/6/92	1	San Diego	Manteca, Calif.
48	BELL, Vonn	S	5-11	205	12/12/94	R	Ohio State	Rossville, Ga.
40	BREAUX, Delvin	CB	6-1	196	10/25/89	2	None	New Orleans, La.
9	BREES, Drew	QB	6-0	209	1/15/79	16	Purdue	Austin, Texas
15	BROWN, Vincent	WR	5-11	195	1/25/89	5	San Diego State	Rancho Cucamonga, Calif.
31	BYRD, Jairus	S	5-10	203	10/7/86	8	Oregon	Clayton, Mo.
38	CADET, Travaris	RB	6-1	210	2/1/89	5	Appalachian State	Miami, Fla.
29	CARTER, Tony	CB	5-9	175	5/24/86	6	Florida State	Jacksonville, Fla.
79	CHEEK, Joseph	OL	6-7	311	12/2/92	R	Texas A&M	Seguin, Texas
16	COLEMAN, Brandon	WR	6-6	225	6/22/92	2	Rutgers	Forestville, Md.
10	COOKS, Brandin	WR	5-10	189	9/25/93	3	Oregon State	Stockton, Calif.
46	CRAWLEY, Ken	DB	6-1	180	2/8/93	R	Colorado	Washington, D.C.
85	DANGERFIELD, Jared	WR	6-3	215	8/9/92	R	Western Kentucky	West Palm Beach, Fla.
42	DARBY, Alden	S	5-10	192	6/22/92	1	Arizona State	Long Beach, Calif.
95	DAVISON, Tyeler	DT	6-2	309	9/3/92	2	Fresno State	Scottsdale, Ariz.
37	DIXON, Brandon	CB	5-11	203	4/26/90	2	Northwest Missouri State	Coconut Creek, Fla.
20	DIXON, Brian	CB	6-0	195	4/26/90	3	Northwest Missouri State	Coconut Creek, Fla.
47	DRESCHER, Justin	LS	6-1	235	1/1/88	7	Colorado	Southlake, Texas
91	EDEBALI, Kasim	LB	6-2	253	8/17/89	3	Boston College	Hamburg, Germany
59	ELLERBE, Dannell	LB	6-1	245	11/29/85	8	Georgia	Rockingham, N.C.
26	ELSTON, Trae	DB	5-11	176	2/16/94	R	Mississippi	Oxford, Ala.
71	EULLS, Kaleb	G	6-4	309	6/28/91	2	Mississippi State	Yazoo City, Miss.
90	FAIRLEY, Nick	DT	6-4	308	1/23/88	6	Auburn	Mobile, Ala.
82	FLEENER, Coby	TE	6-6	251	9/20/88	5	Stanford	Joliet, Ill.
5	FORBATH, Kai	K	5-11	197	9/2/87	5	UCLA	Sherman Oaks, Calif.
18	GRAYSON, Garrett	QB	6-2	220	5/29/91	2	Colorado State	Vancouver, Wash.
45	GRIFFIN, Garrett	TE	6-4	240	3/4/94	R	Air Force	Louisburg, Kan.
58	GWACHAM, Obum	DE	6-5	246	3/20/91	2	Oregon State	Chino Hills, Calif.
41	HARPER, Roman	S	6-1	205	12/11/82	11	Alabama	Prattville, Ala.
49	HARRIS, De'Vante	DB	5-11	190	6/30/93	R	Texas A&M	Mesquite, Texas
30	HARRIS, Erik	DB	6-3	225	4/2/90	1	California (Pa.)	New Oxford, Pa.
14	HARRIS, R.J.	WR	6-0	194	6/3/92	1	New Hampshire	Gambriels, Md.
61	HENRY, Marcus	OL	6-3	293	2/11/93	R	Boise State	Bellevue, Wash.
34	HIGHTOWER, Tim	RB	6-0	220	5/23/86	6	Richmond	Alexandria, Va.
89	HILL, Josh	TE	6-5	250	5/21/90	4	Idaho State	Blackfoot, Idaho
84	HOOMANAWANUI, Michael	TE	6-4	265	7/4/88	7	Illinois	Bloomington, Ill.
39	HOUMA, Sione	RB	6-0	243	6/21/94	R	Michigan	Salt Lake City, Utah
22	INGRAM, Mark	RB	5-9	215	12/21/89	6	Alabama	Flint, Mich.
92	JENKINS, John	DT	6-3	359	7/11/89	4	Georgia	Meriden, Conn.
35	JOHNSON, Austin	FB	6-2	240	6/16/89	3	Tennessee	Hickory, N.C.
94	JORDAN, Cameron	DE	6-4	287	7/10/89	6	California	Chandler, Ariz.
65	KELEMETE, Senio	C/G	6-3	300	5/10/90	4	Washington	Seattle, Wash.
44	KIKAHA, Hau'oli	LB	6-3	246	7/24/92	2	Washington	Hau'ula, Hawaii
19	LAMPMAN, Jake	WR	6-0	205	6/11/93	R	Ferris State	Haslett, Mich.
36	LASCO, Daniel	RB	6-1	205	10/9/92	R	California	The Woodlands, Texas
53	LAURINAITIS, James	LB	6-2	248	12/3/86	8	Ohio State	Plymouth, Minn.
57	LEE, Dillon	LB	6-4	242	1/15/93	R	Alabama	Buford, Ga.
68	LELITO, Tim	G	6-4	315	7/21/89	4	Grand Valley State	St. Clair, Mich.



# 2016 ALPHABETICAL ROSTER

NO.	NAME	POS.	HT.	WT.	BORN	EXP.	COLLEGE	H.S. HOMETOWN
62	LEMON, Cyril	G	6-3	315	1/8/93	1	North Texas	Marble Falls, Texas
21	LEWIS, Keenan	CB	6-1	208	5/17/86	8	Oregon State	New Orleans, La.
87	LEWIS, Tommylee	WR	5-7	168	10/24/92	R	Northern Illinois	Palm Beach Gardens, Fla.
96	MABRY, Ashaad	DT	6-3	315	11/4/92	1	Texas-San Antonio	San Antonio, Texas
86	MANHERTZ, Chris	TE	6-6	255	4/10/92	1	Canisius	New York City, N.Y.
70	MATHEWS, Ryker	OL	6-6	320	11/28/92	R	Brigham Young	American Fork, Utah
56	MAUTI, Michael	LB	6-2	243	1/19/90	4	Penn State	Mandeville, La.
7	MCCOWN, Luke	QB	6-4	217	7/12/81	13	Louisiana Tech	Jacksonville, Texas
6	MORSTEAD, Thomas	P	6-4	235	3/8/86	8	Southern Methodist	Pearland, Texas
23	MURPHY, Marcus	RB/RS	5-9	195	10/3/91	2	Missouri	DeSoto, Texas
93	ONYEMATA, David	DL	6-4	300	11/13/92	R	Manitoba (Canada)	Lagos, Nigeria
75	PEAT, Andrus	T	6-7	316	11/4/93	2	Stanford	Tempe, Ariz
77	PETTWAY, D.J.	DL	6-2	270	9/19/92	R	Alabama	Pensacola, Fla.
17	PRATER, Kyle	WR	6-5	231	6/21/92	1	Northwestern	Hillside, Ill.
43	PRUITT, Jimmy	DB	6-0	203	11/28/92	R	San Jose State	San Diego, Calif.
99	RANKINS, Sheldon	DT	6-2	305	4/2/94	R	Louisville	Covington, Ga.
98	RICHARDSON, Bobby	DE	6-3	286	11/20/92	2	Indiana	Tampa, Fla.
52	ROBERTSON, Craig	LB	6-1	234	2/11/88	5	North Texas	Stafford, Texas
51	SCHOETTNER, Jeff	LB	6-2	235	7/8/93	R	North Carolina	Dallas, Texas
83	SNEAD, Willie	WR	5-11	195	10/17/92	2	Ball State	Muskegon Heights, Mich.
28	SPILLER, C.J.	RB	5-11	200	8/5/87	7	Clemson	Lake Butler, Fla.
97	STEWART, Tony	LB	6-0	241	9/19/92	2	Clemson	St. Augustine, Fla.
64	STRIEF, Zach	T	6-7	320	9/22/83	11	Northwestern	Milford, Ohio
54	STUPAR, Nate	LB	6-2	240	3/14/88	4	Penn State	State College, Pa.
27	SWANN, Damian	CB	6-0	189	12/4/92	2	Georgia	Atlanta, Ga.
80	TABB, Jack	TE	6-3	250	7/29/92	2	North Carolina	Red Bank, N.J.
13	THOMAS, Michael	WR	6-3	212	3/3/94	R	Ohio State	Woodland Hills, Calif.
74	THOMPSON, Tyrus	T	6-5	330	11/17/91	1	Oklahoma	Pflugerville, Texas
55	TULL, Davis	LB	6-3	240	11/12/91	2	Chattanooga	Knoxville, Tenn.
78	TURNER, Landon	OL	6-4	325	5/15/93	R	North Carolina	Harrisonburg, Va.
60	UNGER, Max	C	6-5	305	4/14/86	8	Oregon	Kamuela, Hawaii
32	VACCARO, Kenny	S	6-0	214	2/15/91	4	Texas	Early, Texas
76	VIRGIL, Lawrence	DT	6-5	290	1/20/91	2	Valdosta State	Quitman, Ga.
25	WILLIAMS, P.J.	CB	6-0	196	6/1/93	2	Florida State	Ocala, Fla.
81	WILLIAMS-LAMBERT, Jordan	WR	6-3	228	5/9/94	R	Ball State	Indianapolis, Ind.
24	WILSON, Kyle	CB	5-10	190	9/8/87	7	Boise State	Piscataway, N.J.
67	YOUNG, Avery	OL	6-6	305	11/12/92	R	Auburn	Palm Beach Gardens, Fla.

## INJURED RESERVE:

33	SANFORD, Jamarca	S	5-10	200	8/27/85	8	Mississippi	Batesville, Miss.
----	------------------	---	------	-----	---------	---	-------------	-------------------

## RESERVE/NON-FOOTBALL INJURY:

	LOEWEN, Mitchell	DE	6-5	275	2/14/93	R	Arkansas	Lahaina, Hawaii
--	------------------	----	-----	-----	---------	---	----------	-----------------

**HEAD COACH:** SEAN PAYTON. **Assistants:** Dennis Allen (Defensive Coordinator), Charles Byrd (Assistant Strength and Conditioning), Dan Campbell (Assistant Head Coach/ Tight Ends), Pete Carmichael (Offensive Coordinator), Ronald Curry (Offensive Assistant), Dan Dalrymple (Head Strength and Conditioning), Peter Giunta (Senior Defensive Assistant), Aaron Glenn (Secondary), Bill Johnson (Defensive Line), Stan Kwan (Assistant Special Teams), Joe Lombardi (Quarterbacks), Greg McMahon (Special Teams Coordinator), Jason Mitchell (Director of Coaching Administration), John Morton (Wide Receivers), Brendan Nugent (Offensive Assistant), Dan Roushar (Offensive Line), Joel Thomas (Running Backs), Marcus Ungaro (Defensive Assistant), Joe Vitt (Assistant Head Coach/Linebackers), Rob Wenning (Assistant Strength and Conditioning), James Willis (Defensive Assistant/Linebackers), Brian Young (Pass Rush Specialist).



# 2016 NUMERICAL ROSTER

NO.	NAME	POS.	HT.	WT.	AGE	EXP.	COLLEGE	HOW ACQUIRED
3	Connor BARTH	K	5-11	200	30	9	North Carolina	FA-16
5	Kai FORBATH	K	5-11	197	28	5	UCLA	FA-15
6	Thomas MORSTEAD	P	6-4	235	30	8	Southern Methodist	D5-09
7	Luke MCCOWN	QB	6-4	217	34	13	Louisiana Tech	UFA-13 (Atl)
9	Drew BREES	QB	6-0	209	37	16	Purdue	UFA-06 (SD)
10	Brandin COOKS	WR	5-10	189	22	3	Oregon State	D1-14
11	Reggie BELL	WR	5-11	201	24	1	San Diego	FA-15
13	Michael THOMAS	WR	6-3	212	22	R	Ohio State	D2a-16
14	R.J. HARRIS	WR	6-0	194	24	1	New Hampshire	FA-15
15	Vincent BROWN	WR	5-11	195	27	5	San Diego State	FA-16
16	Brandon COLEMAN	WR	6-6	225	23	2	Rutgers	FA-14
17	Kyle PRATER	WR	6-5	231	23	1	Northwestern	FA-15
18	Garrett GRAYSON	QB	6-2	220	25	2	Colorado State	D3a-15
19	Jake LAMPMAN	WR	6-0	205	23	R	Ferris State	FA-16
20	Brian DIXON	CB	6-0	195	26	3	Northwest Missouri State	FA-14
21	Keenan LEWIS	CB	6-1	208	30	8	Oregon State	UFA-13 (Pit)
22	Mark INGRAM	RB	5-9	215	26	6	Alabama	D1b-11
23	Marcus MURPHY	RB/RS	5-9	195	24	2	Missouri	D7-15
24	Kyle WILSON	CB	5-10	190	28	7	Boise State	UFA-15 (NYJ)
25	P.J. WILLIAMS	CB	6-0	196	23	2	Florida State	D3b-15
26	Trae ELSTON	DB	5-11	176	22	R	Mississippi	FA-16
27	Damian SWANN	CB	6-0	189	23	2	Georgia	D5c-15
28	C.J. SPILLER	RB	5-11	200	28	7	Clemson	UFA-15 (Buf)
29	Tony CARTER	CB	5-9	175	30	6	Florida State	FA-15
30	Erik HARRIS	DB	6-3	225	26	1	California (Pa.)	FA-16
31	Jairus BYRD	S	5-10	203	29	8	Oregon	UFA-14 (Buf)
32	Kenny VACCARO	S	6-0	214	25	4	Texas	D1-13
34	Tim HIGHTOWER	RB	6-0	220	30	6	Richmond	FA-15
35	Austin JOHNSON	FB	6-2	240	27	3	Tennessee	FA-13
36	Daniel LASCO	RB	6-1	205	23	R	California	D7-16
37	Brandon DIXON	CB	5-11	203	26	2	Northwest Missouri State	FA-15
38	Travaris CADET	RB	6-1	210	27	5	Appalachian State	WAI-15 (SF)
39	Sione HOUMA	RB	6-0	243	21	R	Michigan	FA-16
40	Delvin BREAUX	CB	6-1	196	26	2	None	FA-15
41	Roman HARPER	S	6-1	205	33	11	Alabama	UFA-16 (Car)
42	Alden DARBY	S	5-10	192	23	1	Arizona State	FA-15
43	Jimmy PRUITT	DB	6-0	203	23	R	San Jose State	FA-16
44	Hau'oli KIKAHA	LB	6-3	246	23	2	Washington	D2-15
45	Garrett GRIFFIN	TE	6-4	240	22	R	Air Force	FA-16
46	Ken CRAWLEY	DB	6-1	180	23	R	Colorado	FA-16
47	Justin DRESCHER	LS	6-1	235	28	7	Colorado	FA-10
48	Vonn BELL	S	5-11	205	21	R	Ohio State	D2b-16
49	De'Vante HARRIS	DB	5-11	190	22	R	Texas A&M	FA-16
50	Stephone ANTHONY	LB	6-3	245	23	2	Clemson	D1b-15
51	Jeff SCHOETTNER	LB	6-2	235	22	R	North Carolina	FA-16
52	Craig ROBERTSON	LB	6-1	234	28	5	North Texas	UFA-16 (Cle)
53	James LAURINAITS	LB	6-2	248	29	8	Plymouth, Minn.	FA-16
54	Nate STUPAR	LB	6-2	240	28	4	Penn State	FA-16
55	Davis TULL	LB	6-3	240	24	2	Chattanooga	D5a-15
56	Michael MAUTI	LB	6-2	243	25	4	Penn State	WAI-15 (Min)
57	Dillon LEE	LB	6-4	242	23	R	Alabama	FA-16
58	Obum GWACHAM	DE	6-5	246	25	2	Oregon State	WAI-15 (Sea)
59	Dannell ELLERBE	LB	6-1	245	30	8	Georgia	TR-15 (Mia)



# 2016 NUMERICAL ROSTER

NO.	NAME	POS.	HT.	WT.	AGE	EXP.	COLLEGE	HOW ACQUIRED
60	Max UNGER	C	6-5	305	30	8	Oregon	TR-15 (Sea)
61	Marcus HENRY	OL	6-3	293	23	R	Boise State	FA-16
62	Cyril LEMON	G	6-3	315	23	1	North Texas	FA-15
64	Zach STRIEF	T	6-7	320	32	11	Northwestern	D7a-06
65	Senio KELEMETE	C/G	6-3	300	26	4	Washington	FA-13
66	Jack ALLEN	OL	6-2	296	23	R	Michigan State	FA-16
67	Avery YOUNG	OL	6-6	305	23	R	Auburn	FA-16
68	Tim LELITO	G	6-4	315	26	4	Grand Valley State	FA-13
70	Ryker MATHEWS	OL	6-6	320	23	R	Brigham Young	FA-16
71	Kaleb EULLS	G	6-4	309	24	2	Mississippi State	FA-15
72	Terron ARMSTEAD	T	6-5	304	24	4	Arkansas-Pine Bluff	D3a-13
74	Tyrus THOMPSON	T	6-5	330	24	1	Oklahoma	FA-16
75	Andrus PEAT	T	6-7	316	22	2	Stanford	D1a-15
76	Lawrence VIRGIL	DT	6-5	290	25	2	Valdosta State	FA-14
77	D.J. PETTWAY	DL	6-2	270	23	R	Alabama	FA-16
78	Landon TURNER	OL	6-4	325	23	R	North Carolina	FA-16
79	Joseph CHEEK	OL	6-7	311	23	R	Texas A&M	FA-16
80	Jack TABB	TE	6-3	250	23	2	North Carolina	FA-15
81	Jordan WILLIAMS-LAMBERT	WR	6-3	228	22	R	Ball State	FA-16
82	Coby FLEENER	TE	6-6	251	27	5	Stanford	UFA-16 (Ind)
83	Willie SNEAD	WR	5-11	195	23	2	Ball State	FA-14
84	Michael HOOMANAWANUI	TE	6-4	265	27	7	Illinois	TR-15 (NE)
85	Jared DANGERFIELD	WR	6-3	215	23	R	Western Kentucky	FA-16
86	Chris MANHERTZ	TE	6-6	255	24	1	Canisius	FA-15
87	Tommylee LEWIS	WR	5-7	168	23	R	Northern Illinois	FA-16
88	RaShaun ALLEN	TE	6-4	250	26	2	Southern	FA-15
89	Josh HILL	TE	6-5	250	26	4	Idaho State	FA-13
90	Nick FAIRLEY	DT	6-4	308	28	6	Auburn	UFA-16
91	Kasim EDEBALI	LB	6-2	253	26	3	Boston College	FA-14
92	John JENKINS	DT	6-3	359	26	4	Georgia	D3b-13
93	David ONYEMATA	DL	6-4	300	23	R	Manitoba (Canada)	D4-16
94	Cameron JORDAN	DE	6-4	287	26	6	California	D1a-11
95	Tyler DAVISON	DT	6-2	309	23	2	Fresno State	D5b-15
96	Ashaad MABRY	DT	6-3	315	23	1	Texas-San Antonio	FA-15
97	Tony STEWARD	LB	6-0	241	23	2	Clemson	FA-16
98	Bobby RICHARDSON	DE	6-3	286	23	2	Indiana	FA-15
99	Sheldon RANKINS	DT	6-2	305	22	R	Louisville	D1-16

## INJURED RESERVE:

33	Jamarca SANFORD	S	5-10	200	30	8	Mississippi	FA-14
----	-----------------	---	------	-----	----	---	-------------	-------

## RESERVE/NON-FOOTBALL INJURY:

	Mitchell LOEWEN	DE	6-5	275	23	R	Arkansas	FA-16
--	-----------------	----	-----	-----	----	---	----------	-------

**HEAD COACH:** SEAN PAYTON. **Assistants:** Dennis Allen (Defensive Coordinator), Charles Byrd (Assistant Strength and Conditioning), Dan Campbell (Assistant Head Coach/ Tight Ends), Pete Carmichael (Offensive Coordinator), Ronald Curry (Offensive Assistant), Dan Dalrymple (Head Strength and Conditioning), Peter Giunta (Senior Defensive Assistant), Aaron Glenn (Secondary), Bill Johnson (Defensive Line), Stan Kwan (Assistant Special Teams), Joe Lombardi (Quarterbacks), Greg McMahon (Special Teams Coordinator), Jason Mitchell (Director of Coaching Administration), John Morton (Wide Receivers), Brendan Nugent (Offensive Assistant), Dan Roushar (Offensive Line), Joel Thomas (Running Backs), Marcus Ungaro (Defensive Assistant), Joe Vitt (Assistant Head Coach/Linebackers), Rob Wenning (Assistant Strength and Conditioning), James Willis (Defensive Assistant/Linebackers), Brian Young (Pass Rush Specialist).



# HOW THE SAINTS WERE BUILT

## 2006 (2)

### DRAFT

T **Zach Strief** (7a)

### FREE AGENTS

QB **Drew Brees** (UFA-SD)

## 2009 (1)

### DRAFT

P **Thomas Morstead** (5)

## 2010 (1)

### FREE AGENTS

LS **Justin Drescher** (FA)

## 2011 (2)

### DRAFT

DE **Cameron Jordan** (1a)

RB **Mark Ingram** (1b)

## 2013 (9)

### DRAFT

S **Kenny Vaccaro** (1)

T **Terron Armstead** (3a)

DT **John Jenkins** (3b)

### FREE AGENTS

TE **Josh Hill** (FA)

FB **Austin Johnson** (FA)

C/G **Senio Kelemete** (FA)

G **Tim Lelito** (FA)

CB **Keenan Lewis** (UFA-Pit.)

QB **Luke McCown** (UFA-Atl.)

## 2014 (7)

### DRAFT

WR **Brandin Cooks** (1)

### FREE AGENTS

S **Jairus Byrd** (UFA-Buf.)

WR **Brandon Coleman** (FA)

CB **Brian Dixon** (FA)

LB **Kasim Edehali** (FA)

WR **Willie Snead** (FA)

DT **Lawrence Virgil** (FA)

## 2015 (32)

### DRAFT

T **Andrus Peat** (1a)

LB **Stephone Anthony** (1b)

LB **Hau'oli Kikaha** (2)

QB **Garrett Grayson** (3a)

CB **P.J. Williams** (CB)

LB **Davis Tull** (5a)

DT **Tyler Davison** (5b)

CB **Damian Swann** (5c)

RB/RS **Marcus Murphy** (7)

### FREE AGENTS

TE **RaShaun Allen** (FA)

WR **Reggie Bell** (FA)

CB **Delvin Breaux** (FA)

CB **Tony Carter** (FA)

S **Alden Darby** (FA)

CB **Brandon Dixon** (FA)

G **Kaleb Eulls** (FA)

K **Kai Forbath** (FA)

RB **Tim Hightower** (FA)

G **Cyril Lemon** (FA)

DT **Ashaad Mabry** (FA)

TE **Chris Manhertz** (FA)

WR **Kyle Prater** (FA)

DE **Bobby Richardson** (FA)

RB **C.J. Spiller** (UFA-Buf.)

TE **Jack Tabb** (FA)

CB **Kyle Wilson** (UFA-NYJ)

### TRADE

LB **Dannell Ellerbe** (Mia.)

TE **Michael Hoomanawanui** (NE)

C **Max Unger** (Sea.)

### WAIVERS

CB **Travaris Cadet** (SF)

DE **Obum Gwacham** (Sea.)

LB **Michael Mauti** (Min.)

## 2016 (36)

### DRAFT

DT **Sheldon Rankins** (1)

WR **Michael Thomas** (2a)

S **Vonn Bell** (2b)

DL **David Onyemata** (4)

RB **Daniel Lasco** (7)

### FREE AGENTS

OL **Jack Allen** (FA)

K **Connor Barth** (FA)

WR **Vincent Brown** (FA)

OL **Joe Cheek** (FA)

DB **Ken Crawley** (FA)

WR **Jared Dangerfield** (FA)

DB **Trae Elston** (FA)

DT **Nick Fairley** (UFA-StL)

TE **Coby Fleener** (UFA-Ind.)

S **Roman Harper** (UFA-Car.)

DB **DeVante Harris** (FA)

DB **Erik Harris** (FA)

WR **R.J. Harris** (FA)

TE **Garrett Griffin** (FA)

RB **Sione Houma** (FA)

WR **Jake Lampman** (FA)

LB **James Laurinaitis** (FA)

LB **Dillon Lee** (FA)

WR **Tommylee Lewis** (FA)

OL **Ryker Matthews** (FA)

DL **D.J. Pettway** (FA)

DB **Jimmy Pruitt** (FA)

LB **Craig Robertson** (UFA-Cle.)

LB **Jeff Schoettner** (FA)

LB **Tony Steward** (FA)

LB **Nathan Stupar** (FA)

OL **Landon Turner** (FA)

WR **Jordan Williams-Lambert** (FA)

OL **Avery Young** (FA)



**REVIEW**

# 2015 NFL SEASON IN REVIEW

## 2015 NFL Standings

### National Football Conference

	NFC East				
	W	L	T	PCT.	PTS. PA
Washington	9	7	0	.563	388 379
Philadelphia	7	9	0	.438	377 430
New York Giants	6	10	0	.375	420 442
Dallas	4	12	0	.250	275 274

	NFC North				
	W	L	T	PCT.	PTS. PA
Minnesota	11	5	0	.688	365 302
Green Bay	10	6	0	.625	368 323
Detroit	7	9	0	.438	358 400
Chicago	6	10	0	.375	335 397

	NFC South				
	W	L	T	PCT.	PTS. PA
Carolina	15	1	0	.938	500 308
Atlanta	8	8	0	.500	339 345
<b>New Orleans</b>	<b>7</b>	<b>9</b>	<b>0</b>	<b>.438</b>	<b>408 476</b>
Tampa Bay	6	10	0	.375	342 417

	NFC West				
	W	L	T	PCT.	PTS. PA
Arizona	13	3	0	.813	489 313
Seattle	10	6	0	.625	423 277
St. Louis	7	9	0	.438	280 330
San Francisco	5	11	0	.313	238 387

### American Football Conference

	AFC East				
	W	L	T	PCT.	PTS. PA
New England	12	4	0	.750	465 315
New York Jets	10	6	0	.625	387 314
Buffalo	8	8	0	.500	379 359
Miami	6	10	0	.375	310 389

	AFC North				
	W	L	T	PCT.	PTS. PA
Cincinnati	12	4	0	.750	419 279
Pittsburgh	10	6	0	.625	423 319
Baltimore	5	11	0	.313	328 401
Cleveland	3	13	0	.188	278 432

	AFC South				
	W	L	T	PCT.	PTS. PA
Houston	9	7	0	.563	339 313
Indianapolis	8	8	0	.500	333 408
Jacksonville	5	11	0	.313	376 448
Tennessee	3	13	0	.188	299 423

	AFC West				
	W	L	T	PCT.	PTS. PA
Denver	12	4	0	.750	355 296
Kansas City	11	5	0	.688	405 287
Oakland	7	9	0	.438	359 399
San Diego	4	12	0	.250	320 398

## 2015 NFL Postseason Results



### NFC WILD CARD PLAYOFF GAMES

Seattle Seahawks 10, Minnesota Vikings 9  
Green Bay Packers 35, Washington Redskins 18

### AFC WILD CARD PLAYOFF GAMES

Kansas City Chiefs 30, Houston Texans 0  
Pittsburgh Steelers 18, Cincinnati Bengals 16



### NFC DIVISIONAL PLAYOFF GAMES

Carolina Panthers 31, Seattle Seahawks 24  
Arizona Cardinals 26, Green Bay Packers 20 OT

### AFC DIVISIONAL PLAYOFF GAMES

New England Patriots 27, Kansas City Chiefs 20  
Denver Broncos 23, Pittsburgh Steelers 16



### NFC CHAMPIONSHIP GAME

Carolina Panthers 49, Arizona Cardinals 15



### AFC CHAMPIONSHIP GAME

Denver Broncos 20, New England Patriots 18



### SUPER BOWL 50

Denver Broncos 24, Carolina Panthers 10



# 2015 DEFENSIVE STATISTICS

Name	Regular Defensive Plays										Special Teams					MISC			
	TKL	AST	TOT	SACK / YDS	INT	PD	FF	FR	TKL	AST	FF	FR	BL	TKL	AST	FF	FR		
ANTHONY, STEPHONE	99	45	144	1	8	1	5	2	1	1	0	0	0	0	0	0	0	0	
VACCARO, KENNY	87	49	136	3	36	0	5	2	1	0	0	0	0	0	0	0	0	0	
BROWNER, BRANDON	64	22	86	0	0	1	13	0	1	0	0	0	0	0	0	0	0	0	
RICHARDSON, BOBBY	34	32	66	0.5	2.5	1	1	0	0	0	0	0	0	0	0	0	0	0	
JENKINS, JOHN	32	34	66	0.5	2.5	0	1	1	1	0	0	0	0	0	0	0	0	0	
JORDAN, CAMERON	39	22	61	10	67	0	7	1	2	0	0	0	0	1	0	0	0	0	
BYRD, JAIRUS	40	19	59	1	11	1	3	2	1	0	0	0	0	0	0	0	0	0	
KIKAHA, HAU'OLI	41	15	56	4	25	0	1	4	1	3	0	0	0	0	0	0	0	0	
BREAUX, DELVIN	38	11	49	0	0	3	23	0	1	0	0	0	0	0	0	0	0	0	
HUMBER, RAMON	33	14	47	1	5	0	1	0	0	9	0	0	0	0	0	0	0	0	
ELLERBE, DANNELL	39	6	45	0	0	0	1	1	1	0	0	0	0	0	0	0	0	0	
WILLIAMS, KEVIN	24	19	43	0	0	0	4	2	0	0	0	0	0	1	0	0	0	0	
HAWTHORNE, DAVID	24	9	33	0	0	0	0	1	0	4	0	1	0	0	0	0	0	0	
MAUTI, MICHAEL	19	7	26	0	0	0	0	0	0	12	0	0	0	1	0	0	0	0	
DAVISON, TYELER	15	11	26	1.5	8	0	0	0	0	0	0	0	0	0	0	0	0	0	
WILSON, KYLE	23	2	25	0	0	1	4	0	0	1	0	0	1	0	0	0	0	0	
SWANN, DAMIAN	21	4	25	0	0	0	5	0	0	0	0	0	0	0	0	0	0	0	
EDEBALL, KASIM	14	4	18	5	16	0	3	0	1	6	0	0	0	0	0	0	0	0	
ANDERSON, JAMES	9	8	17	0	0	0	0	0	0	2	0	0	0	0	0	0	0	0	
PHILLIPS, KENNY	7	7	14	0	0	0	0	0	0	0	0	0	0	0	0	0	0	0	
DIXON, BRIAN	9	1	10	0	0	0	0	1	0	9	0	0	0	0	0	0	0	0	
DUNBAR, JO-LONN	9	0	9	0	0	0	1	0	0	0	0	0	0	0	0	0	0	0	
SANFORD, JAMARCA	6	3	9	0	0	1	1	0	0	9	0	0	0	0	0	0	0	0	
BARNES, TAVARIS	6	2	8	0	0	0	0	0	0	0	0	0	0	0	0	0	0	0	
LEWIS, KEENAN	7	0	7	0	0	0	1	0	0	0	0	0	0	0	0	0	0	0	
GWACHAM, OBUM	3	1	4	2.5	17	0	0	0	1	5	0	0	0	0	0	0	0	0	
BUSH, RAFAEL	2	0	2	0	0	0	0	0	0	0	0	0	0	0	0	0	0	0	
HICKS, AKIEM	1	1	2	0	0	0	0	0	0	0	0	0	0	0	0	0	0	0	
TEAM	1	0	1	1	13	0	0	0	0	0	0	0	0	0	0	0	0	0	
OWENS, CHRIS	0	1	1	0	0	0	0	0	0	5	0	0	0	0	0	0	0	0	
HILL, JOSH	0	0	0	0	0	0	0	0	0	6	0	0	0	0	1	0	0	1	
JOHNSON, AUSTIN	0	0	0	0	0	0	0	0	0	5	0	0	0	0	0	0	0	1	
GRAHAM, T.J.	0	0	0	0	0	0	0	0	0	3	0	0	0	0	0	0	0	0	
COOKS, BRANDIN	0	0	0	0	0	0	0	0	0	1	0	0	0	0	2	0	0	0	
DAVIS, AKEEM	0	0	0	0	0	0	0	0	0	2	0	1	0	0	0	0	0	0	
DRESCHER, JUSTIN	0	0	0	0	0	0	0	0	0	2	0	0	0	0	0	0	0	0	
HIGHTOWER, TIM	0	0	0	0	0	0	0	0	0	2	0	0	0	0	0	0	0	0	
COLEMAN, BRANDON	0	0	0	0	0	0	0	0	0	1	0	0	0	0	0	0	0	0	
FORBATH, KAI	0	0	0	0	0	0	0	0	0	1	0	0	0	0	0	0	0	0	
HOCKER, ZACH	0	0	0	0	0	0	0	0	0	1	0	0	0	0	0	0	0	0	
JONES, DON	0	0	0	0	0	0	0	0	0	1	0	0	0	0	0	0	0	0	
SNEAD, WILLIE	0	0	0	0	0	0	0	0	0	0	0	0	1	0	2	0	0	1	
WATSON, BENJAMIN	0	0	0	0	0	0	0	0	0	0	0	0	0	0	2	0	0	0	
ARMSTEAD, TERRON	0	0	0	0	0	0	0	0	0	0	0	0	0	0	1	0	0	0	
COLSTON, MARQUES	0	0	0	0	0	0	0	0	0	0	0	0	0	0	1	0	0	0	
INGRAM, MARK	0	0	0	0	0	0	0	0	0	0	0	0	0	0	1	0	0	0	
ROBINSON, KHIRY	0	0	0	0	0	0	0	0	0	0	0	0	0	0	1	0	0	0	
UNGER, MAX	0	0	0	0	0	0	0	0	0	0	0	0	0	0	1	0	0	0	
BREES, DREW	0	0	0	0	0	0	0	0	0	0	0	0	0	0	0	0	0	2	
MURPHY, MARCUS	0	0	0	0	0	0	0	0	0	0	0	1	0	0	0	0	0	0	
PEAT, ANDRUS	0	0	0	0	0	0	0	0	0	0	0	0	0	0	0	0	0	1	
SPILLER, C.J.	0	0	0	0	0	0	0	0	0	0	0	0	0	0	0	0	0	1	
<b>TOTALS</b>	<b>746</b>	<b>349</b>	<b>1095</b>	<b>31</b>	<b>211</b>	<b>9</b>	<b>80</b>	<b>17</b>	<b>12</b>	<b>91</b>	<b>0</b>	<b>2</b>	<b>3</b>	<b>3</b>	<b>13</b>	<b>0</b>	<b>0</b>	<b>7</b>	

Defense: **TKL**: tackle, **AST**: assist, **TOT**: total, **INT**: interception, **PD**: pass defense, **FF**: forced fumble, **FR**: fumble recovery. **Special Teams**: **BL**: kicks blocked.



## Pro Bowl

DE **Cameron Jordan**

## NFL All-Pro and All-Rookie Honors

T **Zach Strief** - The MMQB All-Pro

LB **Stephone Anthony** - *PFWA* and NFL.com All-Rookie

## NFC Player of the Week Awards

### NFC OFFENSIVE PLAYER OF THE WEEK

#### WEEK 4: QB **Drew Brees**

New Orleans Saints 26, Dallas Cowboys 20 @ Mercedes-Benz Superdome, Oct. 4, 2015 Brees completed 33-of-41 passes for 359 yards, two touchdowns and a 119.4 passer rating, including a game-winning touchdown pass to RB C.J. Spiller, which was also the 400th scoring throw of his career.

### NFC SPECIAL TEAMS PLAYER OF THE WEEK

#### WEEK 6: LB **Michael Mauti**

New Orleans Saints 31, Atlanta Falcons 21 @ Mercedes-Benz Superdome, Oct. 15, 2015 Mauti's second quarter blocked punt, which he recovered and returned four yards for a touchdown, put New Orleans up 14-0.

### NFC OFFENSIVE PLAYER OF THE WEEK

#### WEEK 8: QB **Drew Brees**

New Orleans Saints 52, New York Giants 49 @ Mercedes-Benz Superdome, Nov. 1, 2015 Brees tied the NFL single-game record with seven touchdown passes and was 39-of-50 for 505 yards and a 131.7 passer rating, as he became only the second player in NFL history to pass for 500 yards and seven touchdowns in a single game.

## NFL Weekly Awards

### FEDEX AIR PLAYER OF THE WEEK CASTROL EDGE CLUTCH PERFORMER OF THE WEEK

#### WEEK 8: QB **Drew Brees**

New Orleans Saints 52, New York Giants 49 @ Mercedes-Benz Superdome, Nov. 1, 2015 Brees tied NFL single-game record with seven touchdown passes and was 39-of-50 for 505 yards and a 131.7 passer rating, as he became only the second player in NFL history to pass for 500 yards and seven touchdowns in a single game.

### FEDEX AIR PLAYER OF THE WEEK FEDEX GROUND PLAYER OF THE WEEK

#### WEEK 16: QB **Drew Brees**, RB **Tim Hightower**

New Orleans Saints 38, Jacksonville Jaguars 27 @ Mercedes-Benz Superdome, Dec. 27, 2015 Brees tossed for 412 yards with three touchdowns, while Hightower carried 27 times for 122 yards with two touchdowns and added three receptions for 47 yards for a career-high 169 total yards from scrimmage.

## Team Awards

### ED BLOCK COURAGE AWARD

#### CB **Delvin Breaux**

In a vote by his teammates, Breaux was honored as the team's 2015 recipient of the Ed Block Courage Award, which is presented to a player from all 32 NFL teams who best exemplifies the principles of sportsmanship and courage. The award is presented to players who conduct themselves as role models in the community and serve as an inspiration to their teammates.

### 2015 NEW ORLEANS SAINTS MAN OF THE YEAR

#### TE **Benjamin Watson**

2015 team award winner and one of three finalists for the Walter Payton NFL Man of the Year for dedication to community and charitable endeavors and excellent play on the field.

### 2015 JIM FINKS GOOD GUY AWARD

#### S **Kenny Vaccaro**

In a vote by New Orleans media, Vaccaro was honored for his consistent cooperation with the local media.



# 2015 GAME BY GAME SAINTS



OWNERSHIP • FOOTBALL • ADMINISTRATION • RECORDS • HISTORY

Game	1st Downs				Offense				Net Rushing				Net Passing				Fumb.			Pen.			Punts				Returns				TDS		PAT		FG		2P		TOP	
	Pts	T	R	Pa	Pe	Att	Yds	Avg	Att	Yds	Avg	Att	C	Yds	TD	Int	Sk	Yds	#	Lst	#	Yds	#	Yds	Avg	P	Yds	KO	Yds	Int	Yds	Ru	Pa	Ret	M/A	M/A	M/A	M/A	M/A	M/A
@ARZ	19	18	4	12	2	70	408	5.8	20	54	2.7	48	30	354	1	2	1	0	0	7	73	4	171	42.8	1	2	1	10	0	0	0	1	0	0	1/1	4/4	0/0	33-24		
TB	19	21	8	11	2	69	323	4.7	27	104	3.9	38	24	219	1	4	36	5	2	10	115	4	175	43.	1	0	1	23	0	0	2	1	0	1/2	0/1	0/1	31-28			
@CAR	22	27	5	18	4	63	380	6.0	24	70	2.9	38	31	310	0	1	1	0	1	8	55	2	92	46.0	2	82	4	86	0	0	2	0	0	1/1	1/1	0/2	32-44			
DAL	26	27	7	17	3	69	438	6.3	25	103	4.1	41	33	335	2	0	3	24	0	8	64	4	166	41.5	3	34	1	34	0	0	1	2	0	2/2	2/3	0/0	30-53			
@PHI	17	19	5	14	0	69	388	5.6	21	96	4.6	43	26	292	2	1	5	43	3	7	78	6	237	39.5	1	1	4	85	2	0	0	2	0	2/2	1/1	0/0	25-58			
ATL	31	25	7	16	2	72	385	5.3	32	1	2.5	39	30	304	1	0	1	8	0	3	15	4	175	43.8	2	12	0	0	0	2	1	1	4/4	1/3	0/0	32-30				
@IND	27	22	9	12	1	83	449	5.4	36	183	5.1	45	29	266	1	2	14	1	0	12	100	10	487	48.7	8	44	0	0	2	25	3	1	0	3/4	0/0	0/0	38-23			
NYG	52	35	10	24	1	76	608	8.0	26	103	4.0	50	39	505	7	2	0	0	1	0	12	93	2	95	47.5	2	30	2	26	0	0	7	0	7/7	1/1	0/0	34-35			
TEN	28	30	5	18	7	70	416	5.9	27	61	2.3	39	28	355	3	1	4	32	1	8	75	4	183	45.8	3	21	3	82	0	0	1	3	0	4/4	0/1	0/0	32-49			
@WAS	14	16	6	10	0	55	350	6.4	25	158	6.3	28	19	192	2	2	17	1	0	7	50	4	189	47.3	1	10	3	59	0	0	0	2	0	2/2	0/0	0/0	26-26			
@HOU	6	14	2	11	1	56	268	4.8	10	50	5.0	44	25	218	0	1	2	10	1	0	10	82	6	281	46.8	1	12	2	40	1	24	0	0	0/0	2/2	0/0	23-37			
CAR	38	21	5	13	3	58	334	5.8	14	70	5.0	42	24	264	3	1	2	18	1	0	11	104	5	204	40.8	2	7	1	26	1	3	1	4/4	0/1	1/1	23-26				
@TB	24	26	7	16	3	78	388	5.0	35	87	2.5	41	31	301	2	0	2	11	0	12	95	4	175	43.8	2	7	1	0	0	1	2	0	3/3	1/1	0/0	37-14				
DET	27	27	3	21	3	71	399	5.6	18	69	3.8	52	34	330	3	0	1	11	1	0	6	28	4	172	43.0	2	12	2	40	0	0	3	0	3/3	2/2	0/0	30-24			
JAX	38	29	9	18	2	72	537	7.5	35	135	3.9	36	25	402	3	0	1	10	0	5	40	2	99	49.5	1	1	19	2	13	2	3	0	5/5	1/3	0/0	37-53				
@ATL	20	24	6	16	2	65	390	6.0	22	67	3.0	43	32	323	1	0	0	0	1	4	45	2	105	52.5	0	0	2	75	1	3	1	1	0	2/2	2/2	0/0	29-34			
Totals	408	381	98	247	36	1,096	6,461	5.9	397	1,491	3.8	667	460	4,970	32	12	32	235	17	8	130	1,112	67	3,006	44.9	32	275	28	605	9	87	16	32	3	44/46	18/26	1/4	31-11		



# 2015 GAME BY GAME OPPONENTS



HISTORY • RECORDS • ADMINISTRATION • FOOTBALL • OWNERSHIP

Game	1st Downs					Offense					Net Rushing					Net Passing					Fumb.			Pen.		Points					Returns					TDS		PAT		FG		2P		TOP	
	Pts	T	R	Pa	Pe	Att	Yds	Avg	Att	Yds	Avg	Att	C	Yds	TD	Int	Sk	Yds	#	Lst	#	Yds	#	Yds	Avg	P	Yds	KO	Yds	Int	Yds	Ru	Pa	Ret	M/A	M/A	M/A	M/A	M/A	M/A					
@ARZ	31	25	7	13	5	57	427	7.5	25	120	4.8	32	19	307	3	0	0	0	1	1	5	30	4	158	39.5	2	15	1	43	1	10	1	3	0	4/4	1/1	0/0	0/0	26:36						
TB	26	18	6	7	5	59	333	5.6	35	139	4.0	21	14	194	1	0	3	13	2	2	11	90	3	116	38.7	3	34	1	37	1	26	1	1	0	2/2	4/5	0/0	0/0	28:32						
@CAR	27	24	7	15	2	62	431	7.0	30	119	4.0	31	20	312	2	0	1	3	0	0	10	88	4	173	43.3	0	0	1	15	1	0	1	2	0	3/3	2/2	0/0	0/0	27:16						
DAL	20	21	4	11	6	57	335	5.9	28	115	4.1	26	16	220	1	0	3	26	0	0	6	30	5	209	41.8	0	0	2	40	0	0	1	1	0	2/2	2/2	0/0	0/0	29:20						
@PHI	39	34	11	18	5	79	519	6.6	34	186	5.5	45	32	333	2	2	0	0	0	4	35	1	50	50.0	0	0	1	40	1	44	2	2	0	3/4	4/4	0/0	0/0	34:02							
ATL	21	23	8	15	0	70	413	5.9	21	150	7.1	44	30	263	2	0	5	32	5	3	7	41	4	124	31.0	2	21	1	19	0	0	1	2	0	3/3	0/0	0/0	0/0	27:30						
@IND	21	15	3	10	2	61	376	6.2	13	75	5.8	44	23	301	3	2	4	32	3	1	7	42	10	517	51.7	5	38	4	91	1	0	0	3	0	3/3	0/0	0/0	0/0	21:37						
NYG	49	28	5	16	7	65	416	6.4	21	87	4.1	41	30	329	6	0	3	21	2	1	6	53	4	212	53.0	1	13	5	169	2	65	0	6	1	7/7	0/0	0/0	0/0	25:01						
TEN	34	25	3	19	3	67	483	7.2	28	112	4.0	39	28	371	4	0	0	0	2	1	9	66	5	253	50.6	2	12	4	96	1	0	0	4	0	2/2	2/3	1/1	0/0	32:21						
@WAS	47	23	9	12	2	59	510	8.6	31	209	6.7	25	20	301	4	0	3	23	3	0	5	26	2	87	43.5	4	26	2	29	2	35	0	4	1	5/5	4/4	0/0	0/0	33:34						
@HOU	24	23	9	11	3	66	362	5.5	38	167	4.4	27	21	195	2	1	1	10	2	0	6	40	4	189	47.3	4	31	2	52	1	50	1	2	0	3/3	1/1	0/0	0/0	36:23						
CAR	41	33	9	18	6	76	497	6.5	34	175	5.1	41	28	322	5	1	9	2	2	8	87	3	114	38.0	0	0	2	47	1	0	1	5	0	5/6	0/0	0/0	0/0	36:34							
@TB	17	18	5	8	5	52	291	5.6	19	115	6.1	32	18	176	1	0	1	6	0	0	8	80	5	206	41.2	0	0	1	31	0	0	1	1	0	2/2	1/2	0/0	0/0	22:46						
DET	35	24	8	15	1	51	396	7.8	23	150	6.5	25	22	246	3	0	3	8	2	1	10	92	3	133	44.3	2	21	5	134	0	0	2	3	0	5/5	0/1	0/0	0/0	29:36						
JAX	27	21	4	17	0	52	412	7.9	15	65	4.3	35	27	347	4	2	2	21	3	0	8	55	3	150	50.0	1	4	2	65	0	0	0	4	0	1/1	0/0	1/3	0/0	22:07						
@MIL	17	25	5	18	2	63	414	6.6	26	87	3.3	36	24	327	2	1	1	7	2	1	4	32	2	74	37.0	0	0	3	73	0	0	2	0	2/2	1/2	0/0	0/0	30:26							
Totals	476	380	103	223	54	996	6,615	6.6	421	2,071	4.9	544	372	4,544	45	9	31	211	29	13	114	887	62	2,765	44.6	26	215	37	981	12	230	12	45	2	52/54	22/27	2/4	0/0	28:49						

# 2015 PARTICIPATION REPORT

Name	9/13	9/20	9/27	10/4	10/11	10/15	10/25	11/1	11/8	11/15	11/29	12/6	12/13	12/21	12/27	1/3	
	@ARZ	TB	@CAR	DAL	@PHI	ATL	@IND	NYG	TEN	@WAS	@HOU	CAR	@TB	DET	JAX	@ATL	GP-GS-DNP-IA
ALLEN, RaShaun																	0-0-0-1
ANDERSON, James										PL	PL	ST	ST	PL	IA	PL	6-2-0-1
ANTHONY, Stephone	ST	ST	ST	ST	ST	ST	ST	ST	ST	ST	ST	ST	ST	ST	ST	ST	16-16-0-0
ANNEN, Blake	PS																0-0-0-0
ARMSTEAD, Terron	ST	ST	ST	ST	IA	IA	ST	ST	ST	ST	ST	ST	ST	ST	ST	IA	13-13-0-3
BARNES, Tavaris	PL	IA	PL	PL	PL	PL	PL	IA	PL	PL	PL	PL	PL	DNP	PL	DNP	12-0-2-2
BELL, Reggie					PS	PS	PS	PS	PS	PS	PS	PS	PS	PS	PS	PS	0-0-0-0
BREAUX, Delvin	ST	ST	ST	ST	ST	ST	ST	ST	ST	ST	ST	ST	ST	ST	ST	ST	16-16-0-0
BREES, Drew	ST	ST	IA	ST	ST	ST	ST	ST	ST	ST	ST	ST	ST	ST	ST	ST	15-15-0-1
BROWNER, Brandon	ST	ST	ST	ST	ST	ST	ST	ST	ST	ST	ST	ST	ST	ST	ST	ST	16-16-0-0
BRATE, Cameron		PS															0-0-0-0
BUSH, Rafael	ST	IR	IR	IR	IR	IR	IR	IR	IR	IR	IR	IR	IR	IR	IR	IR	1-1-0-0
BYRD, Jairus	IA	IA	IA	PL	ST	ST	ST	ST	ST	ST	ST	ST	ST	ST	ST	ST	13-12-0-3
CADET, Travaris															ST	PL	2-1-0-0
CARTER, Tony														IA			0-0-0-1
COLEMAN, Brandon	ST	PL	ST	ST	PL	ST	PL	PL	PL	PL	PL	PL	PL	PL	PL	PL	16-4-0-0
COLEY, Henry									PS	PS							0-0-0-0
COLSTON, Marques	ST	PL	PL	PL	ST	IA	PL	PL	PL	PL	PL	ST	PL	ST	IA	IA	13-4-0-3
COOKS, Brandin	ST	ST	ST	ST	ST	PL	ST	PL	ST	ST	ST	ST	PL	PL	ST	ST	16-12-0-0
DARBY, Alden		PS	PS	PS	PS	PS	PS	PS	PS	PS	PS	PS	PS	PS	PS	PS	0-0-0-0
DAVIS, Akeem							PL	PL									2-0-0-0
DAVISON, Tyeler	PL	PL	ST	PL	PL	PL	ST	PL	PL	PL	ST	ST	ST	ST	PL	PL	16-5-0-0
DIXON, Brandon									PS	PS	PS	PS	PS	PS	PS	PS	0-0-0-0
DIXON, Brian	PL	PL	PL	PL	PL	PL	PL	PL	PL	PL	PL	PL	PL	PL	PL	PL	16-0-0-0
DRESCHER, Justin	PL	PL	PL	PL	PL	PL	PL	PL	PL	PL	PL	PL	PL	PL	PL	PL	16-0-0-0
DUNBAR, Jo-Lonn								PL	PL	ST							3-1-0-0
EDEBALL, Kasim	PL	PL	PL	PL	PL	PL	PL	PL	PL	PL	PL	PL	PL	ST	PL	PL	16-1-0-0
ELLERBE, Dannel	IA	IA	IA	PL	ST	ST	ST	IA	IA	IA	IA	IA	PL	ST	IA	IA	6-4-0-10
EULLS, Kaleb	IA	IA	IA	IA	PL	PL	IA	IA	IA	IA	IA	PL	PL	IA	IA	IA	4-0-0-12
EVANS, Jahri	ST	ST	IA	IA	IA	ST	ST	ST	ST	ST	ST	IA	IA	ST	ST	ST	11-11-0-5
FIELDS, Brandon				PL	PL												2-0-0-0
FLYNN, Matt										IA	DNP	DNP	DNP	DNP	DNP	DNP	0-0-6-1
FORBATH, Kai							PL	PL	PL	PL	PL	PL	PL	PL	PL	PL	10-0-0-0
GRAHAM, T.J.									PL	ST	PL	PL	IA	IA			4-1-0-2
GRAYSON, Garrett	IA	IA	DNP	IA	IA	IA	IA	IA	DNP	DNP	IA	IA	IA	IA	DNP	IA	0-0-4-12
GWACHAM, Obum	IA	PL	IA	IA	IA	IA	IA	IA	PL	PL	PL	PL	PL	PL	PL	PL	9-0-0-7
HAMLETT, Connor			PS	PS													0-0-0-0
HARRIS, R.J.	PS		PS	PS	PS	PS											0-0-0-0
HARRIS, DuJuan		PS	PS														0-0-0-0
HAWTHORNE, David	ST	ST	PL	ST	PL	PL	PL	IA	ST	IA	IA	PL	IA	IA	PL	ST	11-5-0-5
HICKEY, Sean	PS																0-0-0-0
HICKS, Akiem	ST	ST	ST														3-3-0-0
HIGHTOWER, Tim									PL	PL	PL	PL	ST	ST	PL	ST	8-3-0-0
HILL, Bronson													PS	PS	PS	PS	0-0-0-0
HILL, Josh	PL	ST	PL	ST	PL	ST	ST	ST	PL	PL	PL	PL	ST	PL	ST	PL	16-7-0-2
HILLS, Tony					PL	DNP	DNP	IA	IA	PL	PL	PL	PL	PL	PL	PL	8-0-2-2
HOCKER, Zach	PL	PL	PL	PL	PL	PL											6-0-0-0
HOOMANAWANUI, Michael				IA	PL	PL	PL	ST	ST	ST	ST	ST	ST	ST	PL	ST	12-8-0-1
HUMBER, Ramon	PL	PL	ST	PL	PL	PL	PL	ST	IA	IA	ST	PL	PL	PL	ST	PL	14-4-0-2



# 2015 PARTICIPATION REPORT

Name	9/13	9/20	9/27	10/4	10/11	10/15	10/25	11/1	11/8	11/15	11/29	12/6	12/13	12/21	12/27	1/3	GP-GS-DNP-IA
	@ARZ	TB	@CAR	DAL	@PHI	ATL	@IND	NYG	TEN	@WAS	@HOU	CAR	@TB	DET	JAX	@ATL	
HUNT, Phillip											IA	IA	IA				0-0-0-3
HUNTER, Kendall														PL	PL	IR	2-0-0-0
INGRAM, Mark	ST	ST	PL	ST	PL	ST	ST	ST	ST	ST	ST	ST	IR	IR	IR	IR	12-10-0-0
JENKINS, John	ST	ST	PL	ST	ST	ST	ST	ST	ST	ST	ST	IA	IA	PL	ST	ST	14-12-0-2
JOHNSON, Austin	PL	PL	ST	PL	IA	PL	IA	PL	PS	PS	PS	PS	PL	PL	PL	PL	10-1-0-2
JONES, Don	PL	PL	PL	PL	PL												5-0-0-0
JONES, Seantavius	PL	PS	PS	PS	PS	PS	PS	PS	PS	PS	PS	PS	PS	PS	PL	PL	3-0-0-0
JORDAN, Cameron	ST	ST	ST	ST	ST	ST	ST	ST	ST	ST	ST	ST	ST	ST	ST	ST	16-16-0-0
KELEMETE, Senio	PL	PL	ST	ST	ST	ST	PL	PL	PL	PL	PL	PL	PL	PL	PL	ST	16-5-0-0
KIKAHA, Hau'oli	ST	ST	ST	ST	ST	ST	PL	ST	IA	PL	PL	ST	ST	PL	PL	ST	15-10-0-1
LELITO, Tim	ST	ST	ST	ST	ST	IA	ST	ST	ST	ST	PL	ST	ST	PL	ST	ST	15-13-0-1
LEMON, Cyril	PS	PS	PS	PS	PS	PS	PS	PS	PS	PS	PS	PS	PS	PS	PS	PS	0-0-0-0
LEWIS, Keenan	IA	IA	IA	PL	PL	PL	IA	PL	PL	PL	IR	IR	IR	IR	IR	IR	6-0-0-4
LUC, Jeff																PS	0-0-0-0
MABRY, Ashaad	PS	PS	PS	PS	PS	PS	PS	PS	PS	PS	PS	PS	PS	PS	PS	PS	0-0-0-0
MANHERTZ, Chris	PS	PS	PS	PS	PS	PS	PS	PS	PS	PS	PS	PS	PS	PS	PS	PS	0-0-0-0
MAUTI, Michael	PL	PL	PL	PL	PL	PL	PL	PL	ST	ST	PL	PL	PL	PL	PL	PL	16-2-0-0
McCOWN, Luke	PL	PL	ST	PL	PL	PL	PL	PL	IA	IR	IR	IR	IR	IR	IR	IR	8-1-0-1
McGLYNN, MIKE		IA	PL	PL	PL	PL	PL	PL	PL	PL	IA	PL	PL	IA	PL	PL	12-0-0-3
MOHAMED, Mike									PL								1-0-0-0
MORGAN, Joseph		PL	DNP	IA		ST											2-1-1-1
MORSTEAD, Thomas	PL	PL	PL	PL	IA	IA	PL	PL	PL	PL	PL	PL	PL	PL	PL	PL	14-0-0-2
MURPHY, Marcus	PL	PL	PL	PL	PL	PL	PL	PL	PL	PL	PL	PL	PL	IR	IR	IR	13-0-0-0
OPURUM, Toben	PL	PS	PS	PS	PS	PS	PS	PS	PS	PS	PS	PS	PS	IA	PL	PL	2-0-0-1
OWENS, Chris											DNP	PL	IA	PL	PL	PL	4-0-1-1
PEAT, Andrus	PL	ST	PL	PL	ST	ST	IA	IA	DNP	PL	ST	ST	ST	ST	ST	IA	12-8-1-3
PHILLIPS, Kenny		ST	ST	ST													3-3-0-0
RICHARDSON, Bobby	PL	PL	PL	ST	IA	ST	ST	ST	ST	ST	ST	ST	ST	PL	ST	ST	15-11-0-1
ROBINSON, Khiry	PL	PL	PL	PL	PL	PL	PL	PL	IR	IR	IR	IR	IR	IR	IR	IR	8-0-0-0
SANFORD, Jamarca	PL	PL	PL	PL	PL	PL	PL	PL	PL	PL	PL	PL	PL	PL	PL	PL	16-0-0-0
SEAMSTER, Sammy	PS	PS	PS	PS	PS	PS	DNP	PS									0-0-1-0
SEYMOUR, Ryan							PS	PS	PS	PS	PS	PS	PS	PS	IA	DNP	0-0-1-1
SNEAD, Willie	PL	PL	PL	PL	ST	PL	ST	ST	ST	PL	ST	IA	PL	ST	ST	ST	15-8-0-1
SPILLER, C.J.	IA	PL	ST	PL	ST	PL	PL	PL	PL	PL	PL	PL	PL	PL	IA	IR	13-2-0-2
STRIEF, Zach	ST	ST	ST	ST	ST	ST	ST	ST	ST	ST	ST	ST	ST	ST	IA	ST	15-15-0-1
SWANN, Damian	PL	PL	ST	PL	ST	IA	IA	PL	IA	IA	IA	IA	PL	IR	IR	IR	7-2-0-6
TULL, Davis	IR	IR	IR	IR	IR	IR	IR	IR	IR	IR	IR	IR	IR	IR	IR	IR	0-0-0-0
UNGER, Max	ST	ST	ST	ST	ST	ST	ST	ST	ST	ST	ST	ST	ST	ST	ST	ST	16-16-0-0
VACCARO, Kenny	ST	ST	ST	ST	ST	ST	ST	ST	ST	ST	ST	ST	ST	ST	ST	ST	16-16-0-0
WATSON, Benjamin	ST	ST	ST	ST	ST	ST	ST	ST	ST	ST	ST	ST	ST	ST	ST	ST	16-16-0-0
WILLIAMS, Kevin	ST	ST	PL	ST	ST	ST	PL	ST	ST	ST	ST	ST	ST	ST	ST	ST	16-14-0-0
WILSON, Kyle	PL	PL	PL	IA	PL	PL	ST	PL	PL	PL	ST	PL	PL	ST	ST	PL	15-4-0-1
WITZMANN, Bryan		PS	PS	PS	PS	PS	PS	PS							PS	PS	0-0-0-0
WYNN, Shane															PS	PS	0-0-0-0

DNP = Did Not Play  
 IA = Inactive  
 IR = Injured Reserve  
 PL = Played  
 PS = Practice Squad

NFI = Non Football Injury  
 PUP = Physically Unable to Perform  
 RE = Roster Exemption  
 ST = Started  
 SUSP = Suspension



HISTORY • RECORDS • ADMINISTRATION • FOOTBALL • OWNERSHIP

# 2015 GAME BY GAME STARTERS



OWNERSHIP • FOOTBALL • ADMINISTRATION • RECORDS • HISTORY

OFFENSE		Opp.	WR	LT	LG	C	RG	RT	TE	WR	QB	RB	FB
Date	9/13	@ARZ	Cooks	Armstead	Lelito	Unger	Evans	Strief	Watson	Colston	Brees	Ingram	Coleman (WR)
	9/20	TB	Cooks	Armstead	Lelito	Unger	Evans	Strief	Watson	Hill (TE)	Brees	Ingram	Peat (T)
	9/27	@CAR	Cooks	Armstead	Lelito	Unger	Kelemete	Strief	Watson	Coleman	McCown	Spiller	Johnson
	10/4	DAL	Cooks	Armstead	Lelito	Unger	Kelemete	Strief	Watson	Coleman	Brees	Ingram	Hill (TE)
	10/11	@PHI	Cooks	Peat	Lelito	Unger	Kelemete	Strief	Watson	Colston	Brees	Spiller	Snead (WR)
	10/15	ATL	Morgan	Peat	Kelemete	Unger	Evans	Strief	Watson	Coleman	Brees	Ingram	Hill (TE)
	10/25	@IND	Cooks	Armstead	Lelito	Unger	Evans	Strief	Watson	Hill (TE)	Brees	Ingram	Hill (TE)
	11/1	NYG	Snead	Armstead	Lelito	Unger	Evans	Strief	Watson	Hill (TE)	Brees	Ingram	Hill (TE)
	11/8	TEN	Cooks	Armstead	Lelito	Unger	Evans	Strief	Watson	Snead	Brees	Ingram	Hill (TE)
	11/15	@WAS	Cooks	Armstead	Lelito	Unger	Evans	Strief	Watson	Snead	Brees	Ingram	Hill (TE)
	11/29	@HOU	Cooks	Armstead	Lelito	Unger	Evans	Strief	Watson	Snead	Brees	Ingram	Hill (TE)
	12/6	CAR	Cooks	Armstead	Peat	Unger	Lelito	Strief	Watson	Colston	Brees	Ingram	Hill (TE)
	12/13	@TB	Colston	Armstead	Peat	Unger	Lelito	Strief	Watson	Hill (TE)	Brees	Hightower	Hightower
	12/21	DET	Snead	Armstead	Peat	Unger	Evans	Strief	Watson	Colston	Brees	Hightower	Hightower
	12/27	JAX	Cooks	Armstead	Lelito	Unger	Evans	Peat	Watson	Snead	Brees	Cadet	Hill (TE)
	1/3	@ATL	Cooks	Kelemete	Lelito	Unger	Evans	Strief	Watson	Snead	Brees	Hightower	Hill (TE)
DEFENSE		Opp.	LDE	LDT	RDT	RDE	WLB	MLB	SAM	LCB	RCB	SS	FS
Date	9/13	@ARZ	Hicks	Jenkins	Williams	Jordan	Hawthorne	Anthony	Kikaha	Breaux	Browner	Vaccaro	Bush
	9/20	TB	Hicks	Jenkins	Williams	Jordan	Hawthorne	Anthony	Kikaha	Breaux	Browner	Vaccaro	Phillips
	9/27	@CAR	Hicks	Swann (CB)	Davidson	Jordan	Humber	Anthony	Kikaha	Breaux	Browner	Vaccaro	Phillips
	10/4	DAL	Richardson	Jenkins	Williams	Jordan	Hawthorne	Anthony	Kikaha	Breaux	Browner	Vaccaro	Phillips
	10/11	@PHI	Jenkins	Swann (CB)	Williams	Jordan	Ellerbe	Anthony	Kikaha	Breaux	Browner	Vaccaro	Byrd
	10/15	ATL	Richardson	Jenkins	Williams	Jordan	Ellerbe	Anthony	Kikaha	Breaux	Browner	Vaccaro	Byrd
	10/25	@IND	Richardson	Jenkins	Davidson	Jordan	Ellerbe	Anthony	Wilson (CB)	Breaux	Browner	Vaccaro	Byrd
	11/1	NYG	Richardson	Jenkins	Williams	Jordan	Humber	Anthony	Kikaha	Breaux	Browner	Vaccaro	Byrd
	11/8	TEN	Richardson	Jenkins	Williams	Jordan	Mauti	Anthony	Mauti	Breaux	Browner	Vaccaro	Byrd
	11/15	@WAS	Richardson	Jenkins	Williams	Jordan	Mauti	Anthony	Dumbar	Breaux	Browner	Vaccaro	Byrd
	11/29	@HOU	Richardson	Jenkins	Williams	Jordan	Humber	Anthony	Wilson (CB)	Breaux	Browner	Vaccaro	Byrd
	12/6	CAR	Richardson	Davidson	Williams	Jordan	Anderson	Anthony	Kikaha	Breaux	Browner	Vaccaro	Byrd
	12/13	@TB	Richardson	Davidson	Williams	Jordan	Anderson	Anthony	Kikaha	Breaux	Browner	Vaccaro	Byrd
	12/21	DET	Eiehal (LB)	Williams	Davidson	Jordan	Ellerbe	Anthony	Wilson (CB)	Breaux	Browner	Vaccaro	Byrd
	12/27	JAX	Richardson	Jenkins	Williams	Jordan	Humber	Anthony	Wilson (CB)	Breaux	Browner	Vaccaro	Byrd
	1/3	@ATL	Richardson	Jenkins	Williams	Jordan	Hawthorne	Anthony	Kikaha	Breaux	Browner	Vaccaro	Byrd

# 2015 TEAM SUPERLATIVES

## SAINTS

### CATEGORY

#### POINTS

#### TOTAL FIRST DOWNS

#### RUSHING FIRST DOWNS

#### PASSING FIRST DOWNS

#### PENALTY FIRST DOWNS

#### 3RD DOWN CONVERSIONS

#### 4TH DOWN CONVERSIONS

#### TOTAL NET YARDS

#### TOTAL PLAYS

#### NET RUSHING YARDS

#### RUSHING ATTEMPTS

#### NET PASSING YARDS

#### PASS ATTEMPTS

#### PASS COMPLETIONS

#### INTERCEPTIONS

#### TIMES SACKED

#### PUNTS

#### PENALTIES

#### PENALTY YARDS

#### FUMBLES

#### FUMBLES LOST

#### TOUCHDOWNS

#### RUSHING

#### PASSING

#### RETURNS

#### TIME OF POSSESSION

### HIGH

52	11/1 vs. NYG
35	11/1 vs. NYG
10	11/1 vs. NYG
24	11/1 vs. NYG
7	11/8 vs. TEN
71%	12/13 at TB
100%	9 times, last 12/27 vs. JAX
608	11/1 vs. NYG
83	10/25 at IND
183	10/25 at IND
36	10/25 at IND
505	11/1 vs. NYG
52	12/21 vs. DET
39	11/1 vs. NYG
2	11/1 vs. NYG, 11/15 at WAS
5	10/11 at PHI
10	10/25 at IND
12	3 times, last 12/13 at TB
115	9/20 vs. TB
5	9/20 vs. TB
3	10/11 at PHI
7	11/1 vs. NYG
3	10/25 at IND
7	11/1 vs. NYG
1	3 times, last 12/6 vs. CAR
38:23	10/25 at IND

### LOW

6	11/29 at HOU
14	11/29 at HOU
2	11/29 at HOU
10	11/15 at WAS
0	2 times, last 11/15 at WAS
25%	11/29 at HOU
0%	5 times, last 1/3 at ATL
268	11/29 at HOU
55	11/15 at WAS
50	11/29 at HOU
10	11/29 at HOU
192	11/15 at WAS
28	11/15 at WAS
19	11/15 at WAS
0	6 times, last 1/3 at ATL
0	2 times, last 1/3 at ATL
2	4 times, last 1/3 at ATL
3	10/15 vs. ATL
15	10/15 vs. ATL
0	5 times, last 12/27 vs. JAX
0	11 times, last 12/27 vs. JAX
0	11/29 at HOU
0	6 times, last 12/21 vs. DET
0	2 times, last 11/29 at HOU
0	13 times, last 1/3 at ATL
23:26	12/6 vs. CAR

## OPPONENTS

### CATEGORY

#### POINTS

#### TOTAL FIRST DOWNS

#### RUSHING FIRST DOWNS

#### PASSING FIRST DOWNS

#### PENALTY FIRST DOWNS

#### 3RD DOWN CONVERSIONS

#### 4TH DOWN CONVERSIONS

#### TOTAL NET YARDS

#### TOTAL PLAYS

#### NET RUSHING YARDS

#### RUSHING ATTEMPTS

#### NET PASSING YARDS

#### PASS ATTEMPTS

#### PASS COMPLETIONS

#### INTERCEPTIONS

#### TIMES SACKED

#### PUNTS

#### PENALTIES

#### PENALTY YARDS

#### FUMBLES

#### FUMBLES LOST

#### TOUCHDOWNS

#### RUSHING

#### PASSING

#### RETURNS

#### TIME OF POSSESSION

### HIGH

49	11/1 vs. NYG
34	10/11 at PHI
11	10/11 at PHI
19	11/8 vs. TEN
7	11/1 vs. NYG
67%	2 times, last 1/3 at ATL
100%	5 times, last 12/13 at TB
519	10/11 at PHI
79	10/11 at PHI
209	11/15 at WAS
38	11/29 at HOU
371	11/8 vs. TEN
45	10/11 at PHI
32	10/11 at PHI
2	3 times, last 12/27 vs. JAX
5	10/15 vs. ATL
10	10/25 at IND
11	9/20 vs. TB
92	12/21 vs. DET
5	10/15 vs. ATL
3	10/15 vs. ATL
7	11/1 vs. NYG
2	2 times, last 12/21 vs. DET
6	11/1 vs. NYG
1	2 times, last 11/15 at WAS
36:34	12/6 vs. CAR

### LOW

17	12/13 at TB, 1/3 at ATL
15	10/25 at IND
3	10/25 at IND, 11/8 vs. TEN
7	9/20 vs. TB
0	10/15 vs. ATL, 12/27 vs. JAX
13%	11/1 vs. NYG
0%	3 times, last 10/11 at PHI
291	12/13 at TB
51	12/21 vs. DET
65	12/27 vs. JAX
13	10/25 at IND
176	12/13 at TB
21	9/20 vs. TB
14	9/20 vs. TB
0	10 times, last 12/21 vs. DET
0	3 times, last 11/8 vs. TEN
1	10/11 at PHI
4	2 times, last 1/3 at ATL
26	11/15 at WAS
0	4 times, last 12/13 at TB
0	5 times, last 12/13 at TB
2	4 times, last 1/3 at ATL
0	5 times, last 1/3 at ATL
1	3 times, last 12/13 at TB
0	14 times, last 1/3 at ATL
21:37	10/25 at IND



# 2015 INDIVIDUAL SUPERLATIVES

## SAINTS

<b>PASS ATTEMPTS</b>	52	Drew Brees	12/21 vs. DET
<b>PASS COMPLETIONS</b>	39	Drew Brees	11/1 vs. NYG
<b>GROSS PASSING YARDS</b>	505	Drew Brees	11/1 vs. NYG
<b>COMPLETION PERCENTAGE</b>	81.5%	Luke McCown	9/27 at CAR
<b>TOUCHDOWN PASSES</b>	7	Drew Brees	11/1 vs. NYG
<b>PASSES HAD INTERCEPTED</b>	0	6 times, last Drew Brees	last 1/3 at ATL
<b>RUSHING ATTEMPTS</b>	28	Tim Hightower	12/13 at TB
<b>YARDS RUSHING</b>	143	Mark Ingram	10/25 at IND
<b>RUSHING TOUCHDOWNS</b>	2	3 times, last Tim Hightower	12/27 vs. JAX
<b>LONGEST RUN FROM SCRIMMAGE</b>	70	Mark Ingram	11/15 at WAS
<b>RECEPTIONS</b>	10	3 times, last Brandin Cooks and Willie Snead	12/21 vs. DET

<b>RECEIVING YARDS</b>	147	Benjamin Watson	11/1 vs. NYG
<b>RECEIVING TOUCHDOWNS</b>	2	4 times, last Marques Colston	12/13 at TB
<b>LONGEST PASS RECEPTION</b>	80t	C.J. Spiller	10/4 vs. DAL
<b>TOTAL YARDS FROM SCRIMMAGE</b>	169	Tim Hightower	12/27 vs. JAX
<b>FIELD GOALS</b>	4	Zach Hocker	9/13 at ARZ
<b>LONGEST FIELD GOAL ATTEMPT</b>	57	Kai Forbath	11/29 at HOU
<b>LONGEST FIELD GOAL MADE</b>	57	Kai Forbath	11/29 at HOU
<b>PUNTS</b>	10	Thomas Morstead	10/25 at IND
<b>LONGEST PUNT</b>	58	Thomas Morstead	10/25 at IND
<b>LONGEST PUNT RETURN</b>	74t	Marcus Murphy	9/27 at CAR
<b>LONGEST KICKOFF RETURN</b>	38	Travaris Cadet	1/3 at ATL
<b>TACKLES</b>	21	Stephone Anthony	11/1 vs. NYG
<b>INTERCEPTIONS</b>	1	9 times, last Jamarca Sanford	1/3 at ATL
<b>LONGEST INTERCEPTION RETURN</b>	24	Jairus Byrd	11/29 at HOU
<b>LONGEST FUMBLE RETURN</b>	31t	Stephone Anthony	12/6 vs. CAR

## OPPONENTS

<b>PASS ATTEMPTS</b>	45	Sam Bradford	10/11 at PHI
<b>PASS COMPLETIONS</b>	32	Sam Bradford	10/11 at PHI
<b>GROSS PASSING YARDS</b>	371	Marcus Mariota	11/8 vs. TEN
<b>COMPLETION PERCENTAGE</b>	88.0%	Matthew Stafford	12/21 vs. DET
<b>TOUCHDOWN PASSES</b>	6	Eli Manning	11/1 vs. NYG
<b>PASSES HAD INTERCEPTED</b>	0	9 times, last Matthew Stafford	12/21 vs. DET
<b>RUSHING ATTEMPTS</b>	24	Devonta Freeman	1/3 at ATL
<b>YARDS RUSHING</b>	100	Devonta Freeman	10/15 vs. ATL
<b>RUSHING TOUCHDOWNS</b>	1	12 times, last Ameer Abdullah and Joiqee Bell	12/21 vs. DET

<b>LONGEST RUN FROM SCRIMMAGE</b>	45	Lance Dunbar	10/4 vs. DAL
<b>RECEPTIONS</b>	9	2 times, last Julio Jones	1/3 at ATL
<b>RECEIVING YARDS</b>	151	Allen Robinson	12/27 vs. JAX
<b>RECEIVING TOUCHDOWNS</b>	2	7 times, last Allen Hurns	12/27 vs. JAX
<b>LONGEST PASS RECEPTION</b>	90t	Allen Robinson	12/27 vs. JAX
<b>TOTAL YARDS FROM SCRIMMAGE</b>	187	Matt Jones	11/15 at WAS
<b>FIELD GOALS</b>	4	3 times, last Dustin Hopkins	11/15 at WAS
<b>LONGEST FIELD GOAL ATTEMPT</b>	55	2 times, last Ryan Succop	11/8 vs. TEN
<b>LONGEST FIELD GOAL MADE</b>	55	Kyle Brindza	9/20 vs. TB
<b>PUNTS</b>	10	Pat McAfee	10/25 at IND
<b>LONGEST PUNT</b>	62	Brad Wing	11/1 vs. NYG
<b>LONGEST PUNT RETURN</b>	22	Griff Whalen	10/25 at IND
<b>LONGEST KICKOFF RETURN</b>	46	Shane Vereen	11/1 vs. NYG
<b>TACKLES</b>	12	Jerrell Freeman	10/25 at IND
<b>INTERCEPTIONS</b>	1	12 times, last Kurt Coleman	12/6 vs. CAR
<b>LONGEST INTERCEPTION RETURN</b>	63t	Trumaine McBride	11/1 vs. NYG
<b>LONGEST FUMBLE RETURN</b>	12	D.J. Swearinger	9/20 vs. TB



# 2015 INDIVIDUAL STATISTICS

## PASSING

### #9 QB Drew Brees

Date	Opp.	GP	ST	ATT	PASSING					RATING	RUSHING				
					CMP	YDS	TD	INT	LG		ATT	YDS	AVG	LG	TD
9/13	@ARZ	X	X	48	30	355	1	1	63	83.2	1	3	3.0	3	0
9/20	TB	X	X	38	24	255	1	1	24	80.5	1	-1	-1.0	-1	0
9/27	@CAR	Inactive (shoulder)													
10/4	DAL	X	X	41	33	359	2	0	80t	119.4	0	0	-	-	0
10/11	@PHI	X	X	43	26	335	2	1	59	90.7	1	-1	-1.0	-1	0
10/15	ATL	X	X	39	30	312	1	0	28	108.1	2	2	1.0	3	0
10/25	@IND	X	X	44	28	255	1	1	47	77.4	4	-4	-1.0	-1	0
11/1	NYG	X	X	50	39	505	7	2	53t	131.7	1	1	1.0	1	0
11/8	TEN	X	X	39	28	387	3	1	38t	118.2	3	-1	-0.3	1t	1
11/15	@WAS	X	X	28	19	209	2	2	60t	83.8	0	0	-	-	0
11/29	@HOU	X	X	44	25	228	0	1	26	61.6	0	0	-	-	0
12/6	CAR	X	X	42	24	282	3	1	54t	91.6	1	12	12.0	12	0
12/13	@TB	X	X	41	31	312	2	0	41	113.1	3	0	0.0	2	0
12/21	DET	X	X	52	34	341	3	0	28	103.1	1	11	11.0	11	0
12/27	JAX	X	X	36	25	412	3	0	71t	135.4	3	-3	-1.0	0	0
1/3	@ATL	X	X	42	32	323	1	0	36	105.6	3	-5	-1.7	-1	0
<b>2015 Season</b>		<b>15</b>	<b>15</b>	<b>627</b>	<b>428</b>	<b>4,870</b>	<b>32</b>	<b>11</b>	<b>80t</b>	<b>101.0</b>	<b>24</b>	<b>14</b>	<b>0.6</b>	<b>12</b>	<b>1</b>

### #7 QB Luke McCown

Date	Opp.	GP	ST	ATT	PASSING					RATING	RUSHING				
					CMP	YDS	TD	INT	LG		ATT	YDS	AVG	LG	TD
9/13	@ARZ	X		0	0	0	0	0	0	0.0	0	0	-	-	0
9/20	TB	X		0	0	0	0	0	0	0.0	0	0	-	-	0
9/27	@CAR	X	X	38	31	310	0	1	23	89.7	0	0	-	-	0
10/4	DAL	X		0	0	0	0	0	0	0.0	0	0	-	-	0
10/11	@PHI	X		0	0	0	0	0	0	0.0	0	0	-	-	0
10/15	ATL	X		0	0	0	0	0	0	0.0	0	0	-	-	0
10/25	@IND	X		1	1	25	0	0	25	118.8	0	0	-	-	0
11/1	NYG	X		0	0	0	0	0	0	0.0	0	0	-	-	0
11/8	TEN	Inactive (back)													
11/15	@WAS	Injured Reserve													
11/29	@HOU														
12/6	CAR														
12/13	@TB														
12/21	DET														
12/27	JAX														
1/3	@ATL														
<b>2015 Season</b>		<b>8</b>	<b>1</b>	<b>39</b>	<b>32</b>	<b>335</b>	<b>0</b>	<b>0</b>	<b>25</b>	<b>91.8</b>	<b>0</b>	<b>0</b>	<b>0.0</b>	<b>0</b>	<b>0</b>

## RUSHING

### #38 RB Travaris Cadet

Date	Opp.	GP	ST	ATT	YDS	AVG	LG	TD
9/13	@ARZ							
9/20	TB							
9/27	@CAR							
10/4	DAL							
10/11	@PHI							
10/15	ATL							
10/25	@IND							
11/1	NYG							
11/8	TEN							
11/15	@WAS							
11/29	@HOU							
12/6	CAR							
12/13	@TB							
12/21	DET	Claimed off waivers from San Francisco, 12/24						
12/27	JAX	X	X	1	6	6.0	6	0
1/3	@ATL	X		3	6	3.0	6	0
<b>2015 Season</b>		<b>2</b>	<b>1</b>	<b>4</b>	<b>12</b>	<b>3.0</b>	<b>6</b>	<b>0</b>

### #10 WR Brandin Cooks

Date	Opp.	GP	ST	ATT	YDS	AVG	LG	TD
9/13	@ARZ	X	X	1	4	4.0	4	0
9/20	TB	X	X	1	-4	-4.0	4	0
9/27	@CAR	X	X	0	0	-	-	0
10/4	DAL	X	X	0	0	-	-	0
10/11	@PHI	X	X	0	0	-	-	0
10/15	ATL	X		0	0	-	-	0
10/25	@IND	X	X	0	0	-	-	0
11/1	NYG	X		1	-3	-3.0	-3	0
11/8	TEN	X	X	0	0	-	-	0
11/15	@WAS	X	X	1	11	11.0	11	0
11/29	@HOU	X	X	0	0	-	-	0
12/6	CAR	X	X	0	0	-	-	0
12/13	@TB	X		0	0	-	-	0
12/21	DET	X		0	0	-	-	0
12/27	JAX	X	X	4	10	2.5	5	0
1/3	@ATL	X	X	0	0	-	-	0
<b>2015 Season</b>		<b>16</b>	<b>12</b>	<b>8</b>	<b>18</b>	<b>2.3</b>	<b>11</b>	<b>0</b>



# 2015 INDIVIDUAL STATISTICS

## RUSHING

		#34 RB Tim Hightower						
Date	Opp.	GP	ST	ATT	YDS	AVG	LG	TD
9/13	@ARZ							
9/20	TB							
9/27	@CAR							
10/4	DAL							
10/11	@PHI							
10/15	ATL							
10/25	@IND							
11/1	NYG			Re-signed, 11/4				
11/8	TEN	X		0	0	-	-	0
11/15	@WAS	X		11	46	4.2	9	0
11/29	@HOU	X		0	0	-	-	0
12/6	CAR	X		1	2	2.0	2	0
12/13	@TB	X	X	28	85	3.0	12	1
12/21	DET	X	X	13	54	4.2	17	0
12/27	JAX	X		27	122	4.5	26	2
1/3	@ATL	X	X	16	66	4.1	11	1
<b>2015 Season</b>		<b>8</b>	<b>3</b>	<b>96</b>	<b>375</b>	<b>3.9</b>	<b>26</b>	<b>4</b>

		#84 TE Michael Hoomanawanui						
Date	Opp.	GP	ST	ATT	YDS	AVG	LG	TD
Acquired from New England, 9/30								
Inactive								
10/11		X		0	0	-	-	0
10/15		X		0	0	-	-	0
10/25		X		0	0	-	-	0
11/1		X	X	0	0	-	-	0
11/8		X	X	0	0	-	-	0
11/15		X	X	0	0	-	-	0
11/29		X	X	0	0	-	-	0
12/6		X	X	0	0	-	-	0
12/13		X	X	0	0	-	-	0
12/21		X	X	1	0	-	-	0
12/27		X		0	0	-	-	0
1/3		X	X	0	0	-	-	0
<b>2015 Season</b>		<b>12</b>	<b>8</b>	<b>1</b>	<b>0</b>	<b>0.0</b>	<b>0</b>	<b>0</b>

		#48 RB Kendall Hunter						
Date	Opp.	GP	ST	ATT	YDS	AVG	LG	TD
9/13	@ARZ							
9/20	TB							
9/27	@CAR							
10/4	DAL							
10/11	@PHI							
10/15	ATL							
10/25	@IND							
11/1	NYG							
11/8	TEN							
11/15	@WAS							
11/29	@HOU							
12/6	CAR							
12/13	@TB			Signed, 12/17				
12/21	DET	X		1	2	2.0	2	0
12/27	JAX	X		0	0	-	-	0
1/3	@ATL			Injured Reserve				
<b>2015 Season</b>		<b>2</b>	<b>0</b>	<b>1</b>	<b>2</b>	<b>2.0</b>	<b>2</b>	<b>0</b>

		#22 RB Mark Ingram						
Date	Opp.	GP	ST	ATT	YDS	AVG	LG	TD
9/13	@ARZ	X	X	9	24	2.7	9	0
9/20	TB	X	X	16	53	3.3	11	1
9/27	@CAR	X		14	50	3.6	9	1
10/4	DAL	X	X	17	77	4.5	15	0
10/11	@PHI	X		12	57	4.8	17	0
10/15	ATL	X	X	20	46	2.3	11	2
10/25	@IND	X	X	14	143	10.2	44	1
11/1	NYG	X	X	16	80	5.0	15	0
11/8	TEN	X	X	22	54	2.5	12	0
11/15	@WAS	X	X	5	77	15.4	70	0
11/29	@HOU	X	X	9	52	5.8	29	0
12/6	CAR	X	X	12	56	4.7	14	1
Injured Reserve								
<b>2015 Season</b>		<b>12</b>	<b>10</b>	<b>166</b>	<b>769</b>	<b>4.6</b>	<b>70</b>	<b>6</b>

		#35 FB Austin Johnson						
Date	Opp.	GP	ST	ATT	YDS	AVG	LG	TD
9/13	@ARZ	X		1	4	4.0	4	0
9/20	TB	X		1	1	1.0	1t	1
9/27	@CAR	X	X	2	4	2.0	3	0
10/4	DAL	X		0	0	-	-	0
10/11	@PHI			Inactive				
10/15	ATL	X		0	0	-	-	0
10/25	@IND			Inactive				
11/1	NYG	X		0	0	-	-	0
11/8	TEN			Practice Squad				
11/15	@WAS			Practice Squad				
11/29	@HOU			Practice Squad				
12/6	CAR			Practice Squad				
12/13	@TB	X		0	0	-	-	0
12/21	DET	X		0	0	-	-	0
12/27	JAX	X		0	0	-	-	0
1/3	@ATL	X		0	0	-	-	0
<b>2015 Season</b>		<b>10</b>	<b>1</b>	<b>4</b>	<b>9</b>	<b>2.3</b>	<b>4</b>	<b>1</b>

		#23 RB/RS Marcus Murphy						
Date	Opp.	GP	ST	ATT	YDS	AVG	LG	TD
9/13	@ARZ	X		0	0	-	-	0
9/20	TB	X		0	0	-	-	0
9/27	@CAR	X		0	0	-	-	0
10/4	DAL	X		0	0	-	-	0
10/11	@PHI	X		0	0	-	-	0
10/15	ATL	X		0	0	-	-	0
10/25	@IND	X		0	0	-	-	0
11/1	NYG	X		0	0	-	-	0
11/8	TEN	X		0	0	-	-	0
11/15	@WAS	X		0	0	-	-	0
11/29	@HOU	X		0	0	-	-	0
12/6	CAR	X		0	0	-	-	0
12/13	@TB	X		1	0	-	-	0
Injured Reserve								
<b>2015 Season</b>		<b>13</b>	<b>0</b>	<b>1</b>	<b>0</b>	<b>0.0</b>	<b>0</b>	<b>0</b>



# 2015 INDIVIDUAL STATISTICS

## RUSHING

#29 RB Khiry Robinson										
Date	Opp.	GP	ST	ATT	YDS	AVG	LG	TD		
9/13	@ARZ	X		8	19	2.4	6	0		
9/20	TB	X		5	48	9.6	14	0		
9/27	@CAR	X		7	12	1.7	8	1		
10/4	DAL	X		6	16	2.7	8	1		
10/11	@PHI	X		5	30	6.0	12	0		
10/15	ATL	X		7	23	3.3	10	0		
10/25	@IND	X		14	28	2.0	6t	2		
11/1	NYG	X		4	4	1.0	3	0		
11/8	TEN								Injured Reserve	
11/15	@WAS									
11/29	@HOU									
12/6	CAR									
12/13	@TB									
12/21	DET									
12/27	JAX									
1/3	@ATL									
<b>2015 Season</b>		<b>8</b>	<b>0</b>	<b>56</b>	<b>180</b>	<b>3.2</b>	<b>14</b>	<b>4</b>		

## RECEIVING

Date	Opp.	#38 RB Travaris Cadet								#16 WR Brandon Coleman								#12 WR Marques Colston							
		GP	ST	REC	YDS	AVG	LG	TD		GP	ST	REC	YDS	AVG	LG	TD		GP	ST	REC	YDS	AVG	LG	TD	
9/13	@ARZ									X	X	4	41	10.3	19	1	X	X	3	29	9.7	14	0		
9/20	TB									X		3	33	11.0	22	0	X		4	69	17.3	24	0		
9/27	@CAR									X	X	1	9	9.0	9	0	X		4	47	11.8	22	0		
10/4	DAL									X	X	1	30	30.0	30	0	X		4	19	4.8	7	0		
10/11	@PHI									X		0	0	-	-	0	X	X	3	36	12.0	17	0		
10/15	ATL									X	X	0	0	-	-	0								Inactive (shoulder)	
10/25	@IND									X		1	24	24.0	24	0	X		1	20	20.0	20	0		
11/1	NYG									X		1	14	14.0	14	0	X		8	114	14.3	53t	1		
11/8	TEN									X		2	58	29.0	30	0	X		3	37	12.3	16	0		
11/15	@WAS									X		1	14	14.0	14	0	X	X	3	22	7.3	10	0		
11/29	@HOU									X		0	0	-	-	0	X		3	38	12.7	19	0		
12/6	CAR									X		4	73	18.3	31	1	X	X	1	14	14.0	14	0		
12/13	@TB									X		3	32	10.7	20	0	X		6	36	6.0	12	2		
12/21	DET									X		0	0	-	-	0	X	X	2	39	19.5	28	1		
12/27	JAX									X	X	3	69	23.0	44t	1	X							Inactive (chest)	
1/3	@ATL									X		6	77	12.8	36	0	X							Inactive (chest)	
<b>2015 Season</b>		<b>2</b>	<b>1</b>	<b>19</b>	<b>146</b>	<b>16.2</b>	<b>44t</b>	<b>0</b>		<b>16</b>	<b>4</b>	<b>30</b>	<b>454</b>	<b>15.1</b>	<b>31</b>	<b>2</b>	<b>13</b>	<b>5</b>	<b>45</b>	<b>520</b>	<b>11.6</b>	<b>53t</b>	<b>4</b>		

Date	Opp.	#10 WR Brandin Cooks								#17 WR T.J. Graham								#34 RB Tim Hightower							
		GP	ST	REC	YDS	AVG	LG	TD		GP	ST	REC	YDS	AVG	LG	TD		GP	ST	REC	YDS	AVG	LG	TD	
9/13	@ARZ	X	X	4	49	12.3	30	0																	
9/20	TB	X	X	5	62	12.4	21	0																	
9/27	@CAR	X	X	7	79	11.3	16	0																	
10/4	DAL	X	X	4	25	6.3	13	0																	
10/11	@PHI	X	X	5	107	21.4	46	1																	
10/15	ATL	X		4	41	10.3	26	0																	
10/25	@IND	X	X	6	81	13.5	47	0																	
11/1	NYG	X		6	88	14.7	26t	2																	
11/8	TEN	X	X	4	71	17.8	3t	1	X			0	0	-	-	0	X								Re-signed, 11/4
11/15	@WAS	X	X	5	98	19.6	60t	2	X	X		2	25	12.5	18	0	X								
11/29	@HOU	X	X	5	35	7.0	11	0	X			1	-1	-1.0	-1	0	X								
12/6	CAR	X	X	6	104	17.3	54t	1	X			1	0	-	-	0	X								
12/13	@TB	X		3	29	9.7	14	0									X	X							
12/21	DET	X		10	124	12.4	28	1									X	X							
12/27	JAX	X	X	5	123	24.6	71t	1									X								
1/3	@ATL	X	X	5	22	4.4	12	0									X	X							
<b>2015 Season</b>		<b>16</b>	<b>12</b>	<b>84</b>	<b>1138</b>	<b>13.5</b>	<b>71t</b>	<b>9</b>		<b>4</b>	<b>1</b>	<b>4</b>	<b>24</b>	<b>6.0</b>	<b>18</b>	<b>0</b>	<b>8</b>	<b>3</b>	<b>12</b>	<b>129</b>	<b>10.8</b>	<b>27</b>	<b>0</b>		



# 2015 INDIVIDUAL STATISTICS

## RECEIVING

Date	Opp.	#89 TE Josh Hill						#84 TE Michael Hoomanawanui						#48 RB Kendall Hunter								
		GP	ST	REC	YDS	AVG	LG	TD	GP	ST	REC	YDS	AVG	LG	TD	GP	ST	REC	YDS	AVG	LG	TD
9/13	@ARZ	X	X	0	0	-	-	0	X	X	0	0	-	-	0	X	X	0	0	-	-	0
9/20	TB	X	X	1	2	2.0	2	0	X	X	0	0	-	-	0	X	X	0	0	-	-	0
9/27	@CAR	X	X	1	10	10.0	10	0	Acquired from New England, 9/30													
10/4	DAL	X	X	2	11	5.5	8	1	Inactive													
10/11	@PHI	X	X	0	0	-	-	0	X	X	2	4	2.0	7	0	X	X	0	0	-	-	0
10/15	ATL	X	X	3	38	12.7	19	0	X	X	0	0	-	-	0	X	X	0	0	-	-	0
10/25	@IND	X	X	0	0	-	-	0	X	X	5	31	6.2	16t	1	X	X	0	0	-	-	0
11/1	NYG	X	X	1	5	5.0	5	0	X	X	0	0	-	-	0	X	X	0	0	-	-	0
11/8	TEN	X	X	2	21	10.5	11	1	X	X	1	1	1.0	1t	1	X	X	0	0	-	-	0
11/15	@WAS	X	X	0	0	-	-	0	X	X	0	0	-	-	0	X	X	0	0	-	-	0
11/29	@HOU	X	X	0	0	-	-	0	X	X	0	0	-	-	0	X	X	0	0	-	-	0
12/6	CAR	X	X	2	11	5.5	7	0	X	X	1	19	19.0	19	0	X	X	0	0	-	-	0
12/13	@TB	X	X	1	6	6.0	6	0	X	X	0	0	-	-	0	X	X	0	0	-	-	0
12/21	DET	X	X	0	0	-	-	0	X	X	0	0	-	-	0	X	X	0	0	-	-	0
12/27	JAX	X	X	2	12	6.0	6	0	X	X	1	17	17.0	17t	1	X	X	0	0	-	-	0
1/3	@ATL	X	X	1	4	4.0	4	0	X	X	1	4	4.0	4	0	Injured Reserve						
2015 Season		16	7	16	120	7.5	19	2	12	8	11	76	6.9	19	3	2	0	0	0	0.0	0	0

Date	Opp.	#22 RB Mark Ingram						#35 FB Austin Johnson						#15 WR Seantavious Jones								
		GP	ST	REC	YDS	AVG	LG	TD	GP	ST	REC	YDS	AVG	LG	TD	GP	ST	REC	YDS	AVG	LG	TD
9/13	@ARZ	X	X	8	98	12.3	59	0	X	X	2	5	2.5	3	0	X	X	0	0	-	-	0
9/20	TB	X	X	3	5	1.7	6	0	X	X	0	0	-	-	0	Practice Squad						
9/27	@CAR	X	X	5	49	9.8	23	0	X	X	0	0	-	-	0	Practice Squad						
10/4	DAL	X	X	6	51	8.5	14	0	X	X	0	0	-	-	0	Practice Squad						
10/11	@PHI	X	X	2	17	8.5	13	0	Inactive													
10/15	ATL	X	X	3	10	3.3	7	0	X	X	0	0	-	-	0	Practice Squad						
10/25	@IND	X	X	2	5	2.5	10	0	Inactive													
11/1	NYG	X	X	4	39	9.8	17	0	X	X	0	0	-	-	0	Practice Squad						
11/8	TEN	X	X	4	42	10.5	14	0	Practice Squad													
11/15	@WAS	X	X	3	21	7.0	12	0	Practice Squad													
11/29	@HOU	X	X	6	45	7.3	17	0	Practice Squad													
12/6	CAR	X	X	4	23	5.8	11	0	Practice Squad													
12/13	@TB	Injured Reserve (shoulder)						X	X	0	0	-	-	0	Practice Squad							
12/21	DET							X	X	1	6	6.0	6	0	X	X	0	0	-	-	0	
12/27	JAX							X	X	2	19	9.5	12	0	X	X	0	0	-	-	0	
1/3	@ATL							X	X	0	0	-	-	0	X	X	0	0	-	-	0	
2015 Season		12	10	50	405	8.1	59	0	10	1	5	30	6.0	12	0	3	0	0	0	0.0	0	0

Date	Opp.	#13 WR Joseph Morgan						#29 RB Khiry Robinson						#83 WR Willie Snead													
		GP	ST	REC	YDS	AVG	LG	TD	GP	ST	REC	YDS	AVG	LG	TD	GP	ST	REC	YDS	AVG	LG	TD					
9/13	@ARZ	Re-signed, 9/16												X	X	5	51	10.2	22	0	X	X	1	63	63.0	63	0
9/20	TB	X	X	0	0	-	-	0	X	X	1	9	9.0	9	0	X	X	4	44	11.0	16	1					
9/27	@CAR	Did Not Play												X	X	2	8	4.0	4	0	X	X	5	44	8.8	15	0
10/4	@DAL	Inactive												X	X	2	5	2.5	9	0	X	X	6	89	14.8	20	0
10/11	@PHI	Not On Active Roster												X	X	2	2	1.0	1	0	X	X	6	141	23.5	59	0
10/15	ATL	X	X	0	0	-	-	0	X	X	2	24	12.0	18	0	X	X	4	55	13.8	24	0					
10/25	@IND	Contract terminated, 10/24												X	X	1	3	3.0	3	0	X	X	3	25	8.3	11	0
11/1	NYG													X	X	2	13	6.5	8	0	X	X	6	70	11.7	26t	2
11/8	TEN													Injured Reserve (leg)						X	X	6	95	15.8	32	0	
11/15	@WAS													X	X	0	0	-	-	0	X	X	0	0	-	-	0
11/29	@HOU													X	X	4	50	12.5	24	0	Inactive (calf)						
12/6	CAR													X	X	7	122	17.4	41	0	X	X	10	76	7.6	15	0
12/13	@TB													X	X	4	75	18.8	36	0	X	X	4	75	18.8	36	0
12/21	DET													X	X	3	35	11.7	22	0	X	X	3	35	11.7	22	0
12/27	JAX													X	X	3	35	11.7	22	0	X	X	3	35	11.7	22	0
1/3	@ATL													X	X	3	35	11.7	22	0	X	X	3	35	11.7	22	0
2015 Season		2	1	0	0	0.0	0	0	8	0	17	115	6.8	22	0	15	8	69	984	14.3	63	3					



# 2015 INDIVIDUAL STATISTICS

## RECEIVING

Date	Opp.	#28 RB C.J. Spiller							#82 TE Benjamin Watson						
		GP	ST	REC	YDS	AVG	LG	TD	GP	ST	REC	YDS	AVG	LG	TD
9/13	@ARZ	Inactive (knee)													
9/20	TB	X		1	19	19.0	19	0	X	X	2	12	6.0	8	0
9/27	@CAR	X	X	2	22	11.0	19	0	X	X	4	42	10.5	20	0
10/4	DAL	X		5	99	19.8	80t	1	X	X	3	30	10.0	21	0
10/11	@PHI	X	X	3	-8	-2.7	0	0	X	X	3	36	12.0	21	1
10/15	ATL	X		4	17	4.3	8	0	X	X	10	127	12.7	28	1
10/25	@IND	X		6	32	5.3	17	0	X	X	4	59	14.8	25	0
11/1	NYG	X		2	15	7.5	9t	1	X	X	9	147	16.3	46	1
11/8	TEN	X		1	2	2.0	2	0	X	X	5	60	12.0	19	0
11/15	@WAS	X		2	10	5.0	7	0	X	X	3	19	6.3	8	0
11/29	@HOU	X		2	8	4.0	7	0	X	X	4	53	13.3	26	0
12/6	CAR	X		1	0	-	-	0	X	X	4	38	9.5	14t	1
12/13	@TB	X		3	7	2.3	8	0	X	X	7	70	10.0	26	0
12/21	DET	X		2	16	8.0	14	0	X	X	6	49	8.2	11	1
12/27	JAX	Inactive													
1/3	@ATL	Injured Reserve													
2015 Season		13	2	34	239	7.0	80t	2	16	16	74	825	11.1	46	6

## KICKOFF RETURNS

Date	Opp.	#38 RB Travaris Cadet					#95 DT Tyeler Davison					#89 TE Josh Hill				
		NO	YDS	AVG	LG	TD	NO	YDS	AVG	LG	TD	NO	YDS	AVG	LG	TD
9/13	@ARZ	1	10	10.0	10	0	0	0	-	-	0	0	0	-	-	0
9/20	TB	0	0	-	-	0	0	0	-	-	0	0	0	-	-	0
9/27	@CAR	0	0	-	-	0	0	0	-	-	0	0	0	-	-	0
10/4	DAL	0	0	-	-	0	0	0	-	-	0	0	0	-	-	0
10/11	@PHI	0	0	-	-	0	0	0	-	-	0	0	0	-	-	0
10/15	ATL	0	0	-	-	0	0	0	-	-	0	0	0	-	-	0
10/25	@IND	0	0	-	-	0	0	0	-	-	0	0	0	-	-	0
11/1	NYG	0	0	-	-	0	0	0	-	-	0	0	0	-	-	0
11/8	TEN	0	0	-	-	0	0	0	-	-	0	0	0	-	-	0
11/15	@WAS	0	0	-	-	0	0	0	-	-	0	0	0	-	-	0
11/29	@HOU	0	0	-	-	0	0	0	-	-	0	0	0	-	-	0
12/6	CAR	0	0	-	-	0	0	0	-	-	0	0	0	-	-	0
12/13	@TB	Claimed off waivers from														
12/21	DET	San Francisco, 12/24														
12/27	JAX	1	19	19.0	19	0	0	0	-	-	0	0	0	-	-	0
1/3	@ATL	2	75	37.5	38	0	0	0	-	-	0	0	0	-	-	0
2015 Season		3	94	31.3	38	0	1	10	10.0	10	0	1	0	0.0	0	0

Date	Opp.	#84 TE Michael Hoomanawanui					#23 RB Marcus Murphy					#29 RB Khiry Robinson				
		NO	YDS	AVG	LG	TD	NO	YDS	AVG	LG	TD	NO	YDS	AVG	LG	TD
9/13	@ARZ	0	0	-	-	0	0	0	-	-	0	0	0	-	-	0
9/20	TB	1	23	23.0	23	0	0	0	-	-	0	0	0	-	-	0
9/27	@CAR	Acquired from New England, 9/30														
10/4	DAL	Inactive														
10/11	@PHI	0	0	-	-	0	3	66	22.0	28	0	1	19	19.0	19	0
10/15	ATL	0	0	-	-	0	0	0	-	-	0	0	0	-	-	0
10/25	@IND	0	0	-	-	0	0	0	-	-	0	0	0	-	-	0
11/1	NYG	1	3	3.0	3	0	1	23	23.0	23	0	0	0	-	-	0
11/8	TEN	0	0	-	-	0	3	82	27.3	35	0	Injured Reserve (leg)				
11/15	@WAS	0	0	-	-	0	0	0	-	-	0	0	0	-	-	0
11/29	@HOU	0	0	-	-	0	0	0	-	-	0	0	0	-	-	0
12/6	CAR	0	0	-	-	0	0	0	-	-	0	0	0	-	-	0
12/13	@TB	0	0	-	-	0	Injured Reserve (ankle)									
12/21	DET	1	16	16.0	16	0										
12/27	JAX	0	0	-	-	0										
1/3	@ATL	0	0	-	-	0										
2015 Season		2	19	9.5	16	0	12	300	25.0	35	0	2	33	16.5	19	0



# 2015 INDIVIDUAL STATISTICS

## KICKOFF RETURNS

Date	Opp.	#28 RB C.J. Spiller				
		NO	YDS	AVG	LG	TD
9/13	@ARZ	0	0	-	-	0
9/20	TB	0	0	-	-	0
9/27	@CAR	0	0	-	-	0
10/4	DAL	0	0	-	-	0
10/11	@PHI	0	0	-	-	0
10/15	ATL	0	0	-	-	0
10/25	@IND	0	0	-	-	0
11/1	NYG	0	0	-	-	0
11/8	TEN	0	0	-	-	0
11/15	@WAS	3	59	19.7	22	0
11/29	@HOU	2	40	20.0	25	0
12/6	CAR	1	26	26.0	26	0
12/13	@TB	0	0	-	-	0
12/21	DET	1	24	24.0	24	0
12/27	JAX			Inactive		
1/3	@ATL			Injured Reserve		
2015 Season		7	149	21.3	26	0

## PUNT RETURNS

Date	Opp.	#31 S Jarius Byrd					#38 RB Travaris Cadet					#10 WR Brandin Cooks				
		NO	YDS	AVG	LG	TD	NO	YDS	AVG	LG	TD	NO	YDS	AVG	LG	TD
9/13	@ARZ	0	0	-	-	0						0	0	-	-	0
9/20	TB	0	0	-	-	0						0	0	-	-	0
9/27	@CAR	0	0	-	-	0						0	0	-	-	0
10/4	DAL	0	0	-	-	0						0	0	-	-	0
10/11	@PHI	0	0	-	-	0						0	0	-	-	0
10/15	ATL	0	0	-	-	0						0	0	-	-	0
10/25	@IND	0	0	-	-	0						0	0	-	-	0
11/1	NYG	0	0	-	-	0						0	0	-	-	0
11/8	TEN	0	0	-	-	0						0	0	-	-	0
11/15	@WAS	0	0	-	-	0						0	0	-	-	0
11/29	@HOU	0	0	-	-	0						0	0	-	-	0
12/6	CAR	0	0	-	-	0						0	0	-	-	0
12/13	@TB	1	1	1.0	1	0						0	0	-	-	0
12/21	DET	0	0	-	-	0						2	12	6.0	6	0
12/27	JAX	0	0	-	-	0	1	1	1.0	1	0	0	0	-	-	0
1/3	@ATL	0	0	-	-	0	0	0	-	-	0	0	0	-	-	0
2015 Season		1	1	1.0	1	0	1	1	1.0	1	0	2	12	6.0	6	0

Claimed off waivers from  
San Francisco, 12/24

Date	Opp.	#23 RB Marcus Murphy				
		NO	YDS	AVG	LG	TD
9/13	@ARZ	1	2	2.0	2	0
9/20	TB	1	0	-	-	0
9/27	@CAR	2	82	41.0	74t	1
10/4	DAL	3	34	11.3	20	0
10/11	@PHI	1	1	1.0	1	0
10/15	ATL	2	12	6.0	6	0
10/25	@IND	8	44	5.5	13	0
11/1	NYG	2	30	15.0	24	0
11/8	TEN	3	21	7.0	11	0
11/15	@WAS	1	10	10.0	10	0
11/29	@HOU	1	12	12.0	12	0
12/6	CAR	2	7	3.5	5	0
12/13	@TB	1	6	6.0	6	0
12/21	DET			Injured Reserve (ankle)		
12/27	JAX					
1/3	@ATL					
2015 Season		28	261	9.3	74t	1





# 2015 INDIVIDUAL STATISTICS

## DEFENSE

		#95 DT Tyler Davison									
Date	Opp.	GP	ST	SOLO	AST	TOT	SACK/YDS	INT/YDS	PD	FF	FR
9/13	@ARI	X		0	0	0	0	0	0	0	0
9/20	TB	X		0	1	1	0	0	0	0	0
9/27	@CAR	X	X	0	0	0	0	0	0	0	0
10/4	DAL	X		3	1	4	1	7	0	0	0
10/11	@PHI	X		1	0	1	0	0	0	0	0
10/15	ATL	X		0	0	0	0	0	0	0	0
10/25	@IND	X	X	0	0	0	0	0	0	0	0
11/1	NYG	X		2	0	2	0	0	0	0	0
11/8	TEN	X		1	1	2	0	0	0	0	0
11/15	@WAS	X		0	1	1	0.5	1	0	0	0
11/29	@HOU	X		2	2	4	0	0	0	0	0
12/6	CAR	X	X	2	1	3	0	0	0	0	0
12/13	@TB	X	X	1	2	3	0	0	0	0	0
12/21	DET	X	X	1	0	1	0	0	0	0	0
12/27	JAX	X		0	2	2	0	0	0	0	0
1/3	@ATL	X		2	0	2	0	0	0	0	0
2015 Season		16	5	15	11	26	1.5	8	0	0	0

		#20 CB Brian Dixon									
Date	Opp.	GP	ST	SOLO	AST	TOT	SACK/YDS	INT/YDS	PD	FF	FR
9/13	@ARI	X		0	0	0	0	0	0	0	0
9/20	TB	X		0	0	0	0	0	0	0	0
9/27	@CAR	X		0	0	0	0	0	0	0	0
10/4	DAL	X		0	0	0	0	0	0	0	0
10/11	@PHI	X		1	0	1	0	0	0	0	0
10/15	ATL	X		1	0	1	0	0	0	0	0
10/25	@IND	X		2	0	2	0	0	0	0	0
11/1	NYG	X		0	0	0	0	0	0	0	0
11/8	TEN	X		0	0	0	0	0	0	0	0
11/15	@WAS	X		0	0	0	0	0	0	0	0
11/29	@HOU	X		0	0	0	0	0	0	0	0
12/6	CAR	X		1	1	2	0	0	0	0	1
12/13	@TB	X		0	0	0	0	0	0	0	0
12/21	DET	X		0	0	0	0	0	0	0	0
12/27	JAX	X		0	0	0	0	0	0	0	0
1/3	@ATL	X		4	0	4	0	0	0	0	0
2015 Season		16	0	9	1	10	0	0	0	0	1

		#54 LB Jo-Lonn Dunbar									
Date	Opp.	GP	ST	SOLO	AST	TOT	SACK/YDS	INT/YDS	PD	FF	FR
9/13	@ARI	X		0	0	0	0	0	0	0	0
9/20	TB	X		1	0	1	0	0	0	0	0
9/27	@CAR	X		0	0	0	0	0	0	0	0
10/4	DAL	X		0	0	0	0	0	0	0	0
10/11	@PHI	X		1	0	1	0	0	0	0	0
10/15	ATL	X		1	2	3	1	11	0	1	0
10/25	@IND	X		0	0	0	0	0	0	0	0
11/1	NYG	X		0	0	0	0	0	0	0	0
11/8	TEN	X		1	0	1	0	0	0	0	0
11/15	@WAS	X	X	8	0	8	0	0	0	1	0
11/29	@HOU	X									
12/6	CAR	X									
12/13	@TB	X									
12/21	DET	X									
12/27	JAX	X									
1/3	@ATL	X									
2015 Season		3	1	9	0	9	0	0	0	1	0

		#91 LB Kasim Edebali									
Date	Opp.	GP	ST	SOLO	AST	TOT	SACK/YDS	INT/YDS	PD	FF	FR
9/13	@ARI	X		0	0	0	0	0	0	0	0
9/20	TB	X		1	0	1	1	1	0	1	0
9/27	@CAR	X		0	0	0	0	0	0	1	0
10/4	DAL	X		0	0	0	0	0	0	0	0
10/11	@PHI	X		1	0	1	0	0	0	0	0
10/15	ATL	X		1	2	3	1	11	0	1	0
10/25	@IND	X		0	0	0	0	0	0	0	0
11/1	NYG	X		3	0	3	1	3	0	0	0
11/8	TEN	X		0	0	0	0	0	0	0	0
11/15	@WAS	X		1	0	1	0	0	0	0	0
11/29	@HOU	X		0	0	0	0	0	0	0	0
12/6	CAR	X		0	0	0	0	0	0	0	0
12/13	@TB	X		1	0	1	0	0	0	0	0
12/21	DET	X	X	5	1	6	2	1	0	0	0
12/27	JAX	X		1	0	1	0	0	0	0	0
1/3	@ATL	X		0	1	1	0	0	0	0	0
2015 Season		16	1	14	4	18	5	16	0	3	0

		#59 LB Dannel Ellerbe									
Date	Opp.	GP	ST	SOLO	AST	TOT	SACK/YDS	INT/YDS	PD	FF	FR
9/13	@ARI	X					Inactive (toe)				
9/20	TB	X					Inactive (toe)				
9/27	@CAR	X					Inactive (toe)				
10/4	DAL	X		1	0	1	0	0	0	0	0
10/11	@PHI	X	X	11	1	12	0	0	0	1	0
10/15	ATL	X	X	12	2	14	0	0	0	0	1
10/25	@IND	X	X	6	1	7	0	0	0	0	0
11/1	NYG	X					Inactive (hip)				
11/8	TEN	X					Inactive (hip)				
11/15	@WAS	X					Inactive (hip)				
11/29	@HOU	X					Inactive (hip)				
12/6	CAR	X					Inactive (hip)				
12/13	@TB	X		6	0	6	0	0	0	0	0
12/21	DET	X	X	3	2	5	0	0	0	0	0
12/27	JAX	X					Inactive (hip)				
1/3	@ATL	X					Inactive (hip)				
2015 Season		6	4	39	6	45	0	0	0	1	1

		#71 DT Kaleb Eulls									
Date	Opp.	GP	ST	SOLO	AST	TOT	SACK/YDS	INT/YDS	PD	FF	FR
9/13	@ARI	X					Inactive				
9/20	TB	X					Inactive				
9/27	@CAR	X					Inactive				
10/4	DAL	X					Inactive				
10/11	@PHI	X		0	0	0	0	0	0	0	0
10/15	ATL	X		0	0	0	0	0	0	0	0
10/25	@IND	X					Inactive				
11/1	NYG	X					Inactive				
11/8	TEN	X					Inactive				
11/15	@WAS	X					Inactive				
11/29	@HOU	X					Inactive				
12/6	CAR	X		0	0	0	0	0	0	0	0
12/13	@TB	X		0	0	0	0	0	0	0	0
12/21	DET	X					Inactive				
12/27	JAX	X					Inactive				
1/3	@ATL	X					Inactive				
2015 Season		4	0	0	0	0	0	0	0	0	0

		#58 DE Obum Gwacham									
Date	Opp.	GP	ST	SOLO	AST	TOT	SACK/YDS	INT/YDS	PD	FF	FR
9/13	@ARI	X					Inactive				
9/20	TB	X		0	0	0	0	0	0	0	0
9/27	@CAR	X					Inactive				
10/4	DAL	X					Inactive				
10/11	@PHI	X					Inactive				
10/15	ATL	X					Inactive				
10/25	@IND	X					Inactive				
11/1	NYG	X					Inactive				
11/8	TEN	X		0	0	0	0	0	0	0	1
11/15	@WAS	X		1	1	2	1.5	11	0	0	0
11/29	@HOU	X		0	0	0	0	0	0	0	0
12/6	CAR	X		0	0	0	0	0	0	0	0
12/13	@TB	X		2	0	2	1	6	0	0	0
12/21	DET	X		0	0	0	0	0	0	0	0
12/27	JAX	X		0	0	0	0	0	0	0	0
1/3	@ATL	X		0	0	0	0	0	0	0	0
2015 Season		9		3	1	4	2.5	17	0	0	1

		#57 LB David Hawthorne									
Date	Opp.	GP	ST	SOLO	AST	TOT	SACK/YDS	INT/YDS	PD	FF	FR
9/13	@ARI	X	X	3	1	4	0	0	0	0	0
9/20	TB	X	X	3	1	4	0	0	0	0	0
9/27	@CAR	X		7	0	7	0	0	0	0	0
10/4	DAL	X	X	1	2	3	0	0	0	0	0
10/11	@PHI	X		4	1	5	0	0	0	0	0
10/15	ATL	X		0	0	0	0	0	0	0	0
10/25	@IND	X		0	0	0	0	0	0	0	0
11/1	NYG	X					Inactive (hamstring)				
11/8	TEN	X	X	3	0	3	0	0	0	0	1
11/15	@WAS	X					Inactive (hamstring)				
11/29	@HOU	X					Inactive (hamstring)				
12/6	CAR	X		0	0	0	0	0	0	0	0
12/13	@TB	X					Inactive				
12/21	DET	X		2	1	3	0	0	0	0	0
12/27	JAX	X	X	1	3	4	0	0	0	0	0
1/3	@ATL	X									
2015 Season		11	5	24	9	33	0	0	0	0	1



# 2015 INDIVIDUAL STATISTICS

## DEFENSE

		#56 LB Michael Mauti									
Date	Opp.	GP	ST	SOLO	AST	TOT	SACK/YDS	INT/YDS	PD	FF	FR
9/13	@ARI	X		0	0	0	0	0	0	0	0
9/20	TB	X		0	0	0	0	0	0	0	0
9/27	@CAR	X		0	0	0	0	0	0	0	0
10/4	DAL	X		0	0	0	0	0	0	0	0
10/11	@PHI	X		0	0	0	0	0	0	0	0
10/15	ATL	X		0	0	0	0	0	0	0	0
10/25	@IND	X		0	0	0	0	0	0	0	0
11/1	NYG	X		2	2	4	0	0	0	0	0
11/8	TEN	X	X	6	2	8	0	0	0	0	0
11/15	@WAS	X	X	3	1	4	0	0	0	0	0
11/29	@HOU	X		6	2	8	0	0	0	0	0
12/6	CAR	X		1	0	1	0	0	0	0	0
12/13	@TB	X		0	0	0	0	0	0	0	0
12/21	DET	X		1	0	1	0	0	0	0	0
12/27	JAX	X		0	0	0	0	0	0	0	0
1/3	@ATL	X		0	0	0	0	0	0	0	0
2015 Season		16	2	19	7	26	0	0	0	0	0

		#98 LB Mike Mohamed									
Date	Opp.	GP	ST	SOLO	AST	TOT	SACK/YDS	INT/YDS	PD	FF	FR
9/13	@ARI										
9/20	TB										
9/27	@CAR										
10/4	DAL										
10/11	@PHI										
10/15	ATL										
10/25	@IND										
11/1	NYG										
11/8	TEN	X		0	0	0	0	0	0	0	0
11/15	@WAS	X		0	0	0	0	0	0	0	0
11/29	@HOU										
12/6	CAR										
12/13	@TB										
12/21	DET										
12/27	JAX										
1/3	@ATL										
2015 Season		1	0	0	0	0	0	0	0	0	0

Signed, 11/4  
Waived, 11/11

		#30 CB Chris Owens									
Date	Opp.	GP	ST	SOLO	AST	TOT	SACK/YDS	INT/YDS	PD	FF	FR
9/13	@ARI										
9/20	TB										
9/27	@CAR										
10/4	DAL										
10/11	@PHI										
10/15	ATL										
10/25	@IND										
11/1	NYG										
11/8	TEN										
11/15	@WAS										
11/29	@HOU										
12/6	CAR	X		0	0	0	0	0	0	0	0
12/13	@TB										
12/21	DET	X		0	0	0	0	0	0	0	0
12/27	JAX	X		0	1	1	0	0	0	0	0
1/3	@ATL	X		0	0	0	0	0	0	0	0
2015 Season		4		0	1	1	0	0	0	0	0

Signed, 11/26  
Did not play  
Inactive

		#38 S Kenny Phillips									
Date	Opp.	GP	ST	SOLO	AST	TOT	SACK/YDS	INT/YDS	PD	FF	FR
9/13	@ARI										
9/20	TB										
9/27	@CAR										
10/4	DAL										
10/11	@PHI										
10/15	ATL										
10/25	@IND										
11/1	NYG										
11/8	TEN										
11/15	@WAS										
11/29	@HOU										
12/6	CAR										
12/13	@TB										
12/21	DET	X		4	4	8	0	0	0	0	0
12/27	JAX	X		3	2	5	0	0	0	0	0
1/3	@ATL	X		0	1	1	0	0	0	0	0
2015 Season		3	3	7	7	14	0	0	0	0	0

Re-signed to active roster, 9/16  
Contract terminated, 10/7

		#78 DE Bobby Richardson									
Date	Opp.	GP	ST	SOLO	AST	TOT	SACK/YDS	INT/YDS	PD	FF	FR
9/13	@ARI	X		3	0	3	0	0	0	0	0
9/20	TB	X		5	3	8	0	0	0	0	0
9/27	@CAR	X		2	1	3	0	0	0	0	0
10/4	DAL	X	X	5	2	7	0	0	0	0	0
10/11	@PHI										
10/15	ATL	X	X	0	3	3	0	0	0	0	0
10/25	@IND	X	X	3	1	4	0.5	2.5	0	0	0
11/1	NYG	X	X	1	5	6	0	0	0	0	0
11/8	TEN	X	X	1	2	3	0	0	0	0	0
11/15	@WAS	X	X	3	4	7	0	0	0	0	0
11/29	@HOU	X	X	4	3	7	0	0	0	0	0
12/6	CAR	X	X	1	2	3	0	0	0	0	0
12/13	@TB	X	X	2	1	3	0	0	0	0	0
12/21	DET	X		0	2	2	0	0	0	0	0
12/27	JAX	X	X	1	1	2	0	1	13	1	0
1/3	@ATL	X	X	3	2	5	0	0	0	0	0
2015 Season		15	11	34	32	66	0.5	2.5	1	13	1

Inactive (hip)

		#33 S Jamarca Sanford									
Date	Opp.	GP	ST	SOLO	AST	TOT	SACK/YDS	INT/YDS	PD	FF	FR
9/13	@ARI	X		1	1	2	0	0	0	0	0
9/20	TB	X		0	0	0	0	0	0	0	0
9/27	@CAR	X		0	0	0	0	0	0	0	0
10/4	DAL	X		0	0	0	0	0	0	0	0
10/11	@PHI	X		3	0	3	0	0	0	0	0
10/15	ATL	X		0	0	0	0	0	0	0	0
10/25	@IND	X		0	0	0	0	0	0	0	0
11/1	NYG	X		0	0	0	0	0	0	0	0
11/8	TEN	X		0	0	0	0	0	0	0	0
11/15	@WAS	X		0	0	0	0	0	0	0	0
11/29	@HOU	X		0	0	0	0	0	0	0	0
12/6	CAR	X		0	1	1	0	0	0	0	0
12/13	@TB	X		0	0	0	0	0	0	0	0
12/21	DET	X		0	0	0	0	0	0	0	0
12/27	JAX	X		0	0	0	0	0	0	0	0
1/3	@ATL	X		2	1	3	0	1	3	1	0
2015 Season		16	0	6	3	9	0	0	1	3	1

		#27 CB Damian Swann									
Date	Opp.	GP	ST	SOLO	AST	TOT	SACK/YDS	INT/YDS	PD	FF	FR
9/13	@ARI	X		7	0	7	0	0	0	2	0
9/20	TB	X		3	0	3	0	0	0	0	0
9/27	@CAR	X	X	3	1	4	0	0	0	1	0
10/4	DAL	X		4	1	5	0	0	0	0	0
10/11	@PHI	X	X	0	1	1	0	0	0	1	0
10/15	ATL										
10/25	@IND										
11/1	NYG	X		1	1	2	0	0	0	1	0
11/8	TEN										
11/15	@WAS										
11/29	@HOU										
12/6	CAR										
12/13	@TB	X		3	0	3	0	0	0	0	0
12/21	DET										
12/27	JAX										
1/3	@ATL										
2015 Season		7	2	21	4	25	0	0	0	5	0

Inactive (concussion)  
Inactive (concussion)  
Inactive (concussion)  
Inactive (concussion)  
Inactive (concussion)  
Injured Reserve

		#32 S Kenny Vaccaro									
Date	Opp.	GP	ST	SOLO	AST	TOT	SACK/YDS	INT/YDS	PD	FF	FR
9/13	@ARI	X	X	2	1	3	0	0	0	1	0
9/20	TB	X	X	6	4	10	0	0	0	0	0
9/27	@CAR	X	X	6	3	9	0	0	0	0	0
10/4	DAL	X	X	3	1	4	0	0	0	0	0
10/11	@PHI	X	X	9	3	12	0	0	0	0	0
10/15	ATL	X	X	3	1	4	0	0	0	1	0
10/25	@IND	X	X	6	1	7	1	15	0	1	0
11/1	NYG	X	X	3	10	13	0	0	0	0	0
11/8	TEN	X	X	9	4	13	0	0	0	0	0
11/15	@WAS	X	X	2	1	3	0	0	0	0	0
11/29	@HOU	X	X	12	4	16	0	0	0	1	1
12/6	CAR	X	X	7	8	15	0	0	0	0	1
12/13	@TB	X	X	4	4	8	0	0	0	1	0
12/21	DET	X	X	7	0	7	0	0	0	0	0
12/27	JAX	X	X	4	3	7	2	21	0	0	0
1/3	@ATL	X	X	4	1	5	0	0	0	0	1
2015 Season		16	16	87	49	136	3	36	0	5	2





# 2015 INDIVIDUAL STATISTICS



HISTORY • RECORDS • ADMINISTRATION • FOOTBALL • OWNERSHIP

## DEFENSE

Date	Opp.	#93 DT Kevin Williams										#24 CB Kyle Wilson									
		GP	ST	SOLO	AST	TOT	SACK/YDS	INT/YDS	PD	FF	FR	GP	ST	SOLO	AST	TOT	SACK/YDS	INT/YDS	PD	FF	FR
9/13	@ARI	X	X	1	0	1	0	0	0	0	0	0	0	0	0	0	0	0	0	0	
9/20	TB	X	X	1	2	3	0	0	0	0	0	1	0	X	0	0	0	0	0	0	
9/27	@CAR	X	X	0	0	0	0	0	0	0	0	0	0	X	0	0	0	0	0	0	
10/4	DAL	X	X	0	2	2	0	0	0	0	0	0	0	X	0	0	0	0	0	0	
10/11	@PHI	X	X	1	1	2	0	0	0	0	0	0	0	X	3	1	4	0	0	0	
10/15	ATL	X	X	2	1	3	0	0	0	0	0	0	0	X	0	0	0	0	0	0	
10/25	@IND	X	X	1	1	2	0	0	0	0	1	0	0	X	X	2	0	2	0	1	
11/1	NYG	X	X	3	3	6	0	0	0	0	1	0	0	X	0	0	0	0	0	0	
11/8	TEN	X	X	3	2	5	0	0	0	0	0	0	0	X	2	0	2	0	0	0	
11/15	@WAS	X	X	5	2	7	0	0	0	0	0	1	0	X	4	0	4	0	0	0	
11/29	@HOU	X	X	3	1	4	0	0	0	0	0	0	0	X	X	0	1	1	0	0	
12/6	CAR	X	X	0	0	0	0	0	0	0	0	0	0	X	3	0	3	0	0	0	
12/13	@TB	X	X	0	2	2	0	0	0	0	0	0	0	X	1	0	1	0	0	0	
12/21	DET	X	X	1	0	1	0	0	0	0	0	0	0	X	X	4	0	4	0	0	
12/27	JAX	X	X	1	1	2	0	0	0	0	0	0	0	X	X	0	0	0	0	0	
1/3	@ATL	X	X	2	1	3	0	0	0	0	1	0	0	X	4	0	4	0	0	0	
2015 Season		16	14	24	19	43	0	0	0	0	3	2	0	15	4	23	2	25	0	1	

## KICKING

### #5 K Kai Forbath

Date	Opp.	GP	PATs		FGs		PCT	LG	PTS	BLK	1-19		20-29		30-39		40-49		50+	
			M	A	M	A					M	A	M	A	M	A	M	A		
9/13	@ARI																			
9/20	TB																			
9/27	@CAR																			
10/4	DAL																			
10/11	@PHI																			
10/15	ATL										Signed, 10/19									
10/25	@IND	X	3	4	0	0	-	-	3	0	0	0	0	0	0	0	0	0	0	0
11/1	NYG	X	7	7	1	1	100.0	50	10	0	0	0	0	0	0	0	0	0	0	1
11/8	TEN	X	4	4	0	1	0.0	-	4	1	0	0	0	0	0	0	0	1	0	0
11/15	@WAS	X	2	2	0	0	-	-	2	0	0	0	0	0	0	0	0	0	0	0
11/29	@HOU	X	0	0	2	2	100.0	57	6	0	0	0	0	0	1	1	0	0	0	1
12/6	CAR	X	4	4	0	1	0.0	-	4	0	0	0	0	0	0	1	0	0	0	0
12/13	@TB	X	3	3	1	1	100.0	23	6	0	0	0	1	1	0	0	0	0	0	0
12/21	DET	X	3	3	2	2	100.0	45	9	0	0	0	1	1	0	0	1	1	0	0
12/27	JAX	X	5	5	1	3	33.3	37	8	1	0	0	0	1	1	1	0	0	0	1
1/3	@ATL	X	2	2	2	2	100.0	41	8	0	0	0	0	0	1	1	1	1	0	0
2015 Season		10	33	34	9	13	69.2	57	60	2	0	0	2	3	3	4	2	3	2	3

### #2 K Zach Hocker

Date	Opp.	GP	PATs		FGs		PCT	LG	PTS	BLK	1-19		20-29		30-39		40-49		50+	
			M	A	M	A					M	A	M	A	M	A				
9/13	@ARI	X	1	1	4	4	100.0	45	13	0	0	0	1	1	2	2	1	1	0	0
9/20	TB	X	1	2	0	1	0.0	-	1	0	0	0	0	0	0	0	0	1	0	0
9/27	@CAR	X	1	1	1	1	100.0	31	4	0	0	0	0	0	1	1	0	0	0	0
10/4	DAL	X	2	2	2	3	66.7	51	8	0	0	0	1	1	0	1	0	0	0	1
10/11	@PHI	X	2	2	1	1	100.0	21	5	0	0	0	1	1	0	0	0	0	0	0
10/15	ATL	X	4	4	1	3	33.3	31	7	0	0	0	0	0	1	1	0	1	0	1
10/25	@IND										Waived, 10/19									
11/1	NYG																			
11/8	TEN																			
11/15	@WAS																			
11/29	@HOU																			
12/6	CAR																			
12/13	@TB																			
12/21	DET																			
12/27	JAX																			
1/3	@ATL																			
2015 Season		6	11	12	9	13	69.2	51	38	0	0	0	3	3	4	5	1	3	1	2

# 2015 INDIVIDUAL STATISTICS

## PUNTING

### #4 P Brandon Fields

Date	Opp.	GP	NO	YDS	AVG	NET	AVG	TB	IN20	LG	BLK
9/13	@ARI										
9/20	TB										
9/27	@CAR										
10/4	DAL					Signed, 10/6					
10/11	@PHI	X	6	237	39.5	217	36.2	1	3	57	0
10/15	ATL	X	4	175	43.8	134	33.5	1	1	57	0
10/25	@IND					Contract terminated, 10/21					
11/1	NYG										
11/8	TEN										
11/15	@WAS										
11/29	@HOU										
12/6	CAR										
12/13	@TB										
12/21	DET										
12/27	JAX										
1/3	@ATL										
<b>2015 Season</b>		<b>2</b>	<b>10</b>	<b>412</b>	<b>41.2</b>	<b>351</b>	<b>35.1</b>	<b>2</b>	<b>4</b>	<b>57</b>	<b>0</b>

### #6 P Thomas Morstead

Date	Opp.	GP	NO	YDS	AVG	NET	AVG	TB	IN20	LG	BLK
9/13	@ARI	X	4	171	42.8	156	39.0	0	1	54	0
9/20	TB	X	4	175	43.8	141	35.3	0	1	55	0
9/27	@CAR	X	2	92	46.0	92	46.0	0	2	47	0
10/4	DAL	X	3	123	41.0	123	41.0	0	2	47	0
10/11	@PHI					Inactive (quad)					
10/15	ATL					Inactive (quad)					
10/25	@IND	X	10	487	48.7	427	42.9	1	5	58	0
11/1	NYG	X	2	95	47.5	82	41.0	0	0	48	0
11/8	TEN	X	4	183	45.8	171	42.8	0	2	49	0
11/15	@WAS	X	4	189	47.3	163	40.8	0	0	54	0
11/29	@HOU	X	6	281	46.8	250	41.7	0	2	53	0
12/6	CAR	X	5	204	40.8	204	40.8	0	2	49	0
12/13	@TB	X	4	175	43.8	135	33.8	2	2	53	0
12/21	DET	X	4	172	43.0	151	37.8	0	0	47	0
12/27	JAX	X	2	99	49.5	75	37.5	1	0	52	0
1/3	@ATL	X	2	105	52.5	105	52.5	0	1	55	0
<b>2015 Season</b>		<b>14</b>	<b>56</b>	<b>2,551</b>	<b>45.6</b>	<b>2,277</b>	<b>40.7</b>	<b>4</b>	<b>20</b>	<b>58</b>	<b>0</b>

# 2015 TURNOVER TABLE

## Saints Takeaways

Opp	Qtr	Turnover	Spot*	Result
at Ari	3	Ellington fumble recovered by Breaux	NO 38	Interception
vs. TB	4	Winston fumble recovered by Edebali	TB 25	Missed Field Goal
vs. TB	4	Martin fumble recovered by Jordan	TB 30	Touchdown
at Phi	1	Bradford intercepted by Browner	End Zone	Touchdown
at Phi	2	Bradford intercepted by Breaux	End Zone	Punt
vs. Atl	2	Coleman fumble recovered by Browner	NO 9	Punt
vs. Atl	2	Stone fumble recovered by Ellerbe	NO 17	Field Goal
vs. Atl	4	Ryan fumble recovered by Jordan	ATL 16	End of Game
at Ind	1	Luck intercepted by Anthony	IND 28	Touchdown
at Ind	2	Whalen fumble recovered by Wilson	IND 31	Touchdown
at Ind	2	Luck intercepted by Wilson	NO 1	End of Half
vs. NYG	3	Tye fumble recovered by Byrd	NYG 37	Interception
vs. Ten	2	McCluster fumble recovered by Gwacham	NO 14	End of Half
at Hou	2	Hoyer intercepted by Byrd	NO 35	Punt
vs. Car	1	Newton intercepted by Breaux	CAR 42	Missed Field Goal
vs. Car	1	Stewart fumble recovered by Anthony	CAR 31	Touchdown
vs. Car	2	Olsen fumble recovered by Vaccaro	NO 14	Punt
vs. Det	4	Abdullah fumble recovered by Kikaha	DET 32	Touchdown
vs. Jax	2	Bortles intercepted by Richardson	NO 44	Touchdown
vs. Jax	2	Bortles intercepted by Breaux	JAX 46	Field Goal
at Atl	4	Freeman fumble recovered by Jenkins	NO 3	Fumble
at Atl	4	Ryan intercepted by Sanford	ATL 28	Field Goal

**Takeaway Totals:** 22 takeaways (9 interceptions, 13 fumbles), 58 points (7 TD, 3 FG)

## Saints Giveaways

Opp	Qtr	Turnover	Spot*	Result
at Ari	3	Brees intercepted by R. Johnson	ARI 30	Field Goal
vs. TB	3	Brees intercepted by Conti	TB 26	Field Goal
vs. TB	3	Snead fumble recovered by Swearinger	TB 28	Field Goal
vs. TB	4	Ingram fumble recovered by Melton	NO 33	Field Goal
at Car	3	Watson fumble recovered by Harper	CAR 41	Field Goal
at Car	4	McCown intercepted by Norman	End Zone	End of Game
at Phi	2	Brees fumble recovered by Hicks	NO 31	Field Goal
at Phi	3	Brees fumble recovered by Cox	NO 13	Touchdown
at Phi	4	Hoomanawanui fumble recovered by Maxwell	PHI 15	Field Goal
at Phi	4	Brees intercepted by Thurmond III	NO 48	Touchdown
at Ind	2	Brees intercepted by Davis	End Zone	Punt
vs. NYG	3	Brees intercepted by Rodgers-Cromartie	NYG 5	Punt
vs. NYG	4	Brees intercepted by McBride	NYG 37	Touchdown
vs. Ten	1	Murphy fumble recovered by Johnson	NO 42	Field Goal
vs. Ten	3	Brees intercepted by Webb	TEN 0	Punt
at Was	4	Brees intercepted by Goldson	NO 35	Touchdown
at Was	4	Brees intercepted by Riley	WAS 5	Punt
at Hou	4	Brees intercepted by Jackson	HOU 0	Punt
vs. Car	4	Brees intercepted by Coleman	CAR 46	Punt
at Atl	4	Cadet fumble recovered by Alford	ATL 1	Punt

**Giveaway Totals:** 20 giveaways (12 interceptions, 8 fumbles), 52 points (4 TD, 8 FG)

\*Spot where the turnover was made



## 2015

### JULY

- 27 – Signed TE **Kevin Brock** and G **Cole Manhart**. Waived/Injured C **Mike Brewster** and terminated contract of OLB **Junior Galette**.
- 28 – Terminated contract/failed physical NT **Broderick Bunkley** and placed C **Mike Brewster** on Injured Reserve.
- 29 – Signed LS **Chris Highland**.

### AUGUST

- 6 – Waived/failed physical DE **Glenn Foster** and signed CB **Travis Manning**.
- 7 – Waived/Injured TE **Jack Tabb** and signed TE **Alex Smith**.
- 8 – Placed TE **Jack Tabb** on Injured Reserve.
- 10 – Waived WR **Malcome Kennedy**.
- 18 – Signed LBs **Justin Anderson** and **Chris Young**, DT **Austin Brown** and TE **Michael Egnew**. Waived/Injured DT **Lawrence Virgil**, waived LS **Chris Highland** and WR **Kyle Prater** and terminated the contract of TE **Alex Smith**.
- 20 – Signed DT **David Hunter** and re-signed TE **Alex Smith**. Waived/Injured DT **Austin Brown** and placed TE **Kevin Brock** on Injured Reserve.
- 25 – Waived WR **Andy Tanner** and placed DT **Austin Brown** and DT **Lawrence Virgil** on Injured Reserve. Signed TE **Chris Manhertz** and waived TE **Michael Egnew**.

### SEPTEMBER

- 1 – Waived CB **Terrence Frederick**, WR **R.J. Harris**, DT **David Hunter**, T **Antonio Johnson**, WR **Lance Lewis**, G **Cole Manhart**, CB **Travis Manning**, DE **Markus Pierce-Brewster** and LB **Chris Young**. Terminated contract of FB **Erik Lorig**. Waived/Injured LB **Ronald Powell**, S **Vinnie Sunseri** and WR **Nick Toon**. Placed DE **Anthony Spencer** and CB **P.J. Williams** on Injured Reserve. Traded WR **Jalen Saunders** to New England for future considerations. Claimed CB **Sammy Seamster** off waivers from Miami.
- 2 – Placed LB **Ronald Powell**, S **Vinnie Sunseri** and WR **Nick Toon** on Injured Reserve.
- 5 – Waived LB **Justin Anderson**, RB **Edwin Baker**, T **Nick Becton**, TE **Orson Charles**, LB **Henry Coley**, LB **Jerry Franklin**, C **Mike Golic Jr.**, QB **Ryan Griffin**, T **Bryce Harris**, G/T **Sean Hickey**, K **Dustin Hopkins**, CB **Stanley Jean-Baptiste**, WR **Seantavious Jones**, G **Cyril Lemon**, TE **Chris Manhertz**, FB **Toben Oporum**, CB **Sammy Seamster** and S **Pierre Warren**. Terminated the contracts of DE **Parys Haralson**, WR **Joseph Morgan**, WR **Josh Morgan** and TE **Alex Smith**.
- 6 – Claimed DE **Obum Gwacham** off waivers from the Seattle Seahawks and LB **Michael Mauti** from the Minnesota Vikings. Terminated the contracts of S **Kenny Phillips** and waived DT **Ashaad Mabry**. Signed WR **R.J. Harris**, G/T **Sean Hickey**, WR **Seantavious Jones**, G **Cyril Lemon**, TE **Chris Manhertz**, FB **Toben Oporum** and CB **Sammy Seamster** to the practice squad. Reached an injury settlement with and waived LB **Ronald Powell**.
- 9 – Signed TE **Blake Annen**, S **Don Jones** and

DT **Ashaad Mabry** to the practice squad. Reached an injury settlement with and waived WR **Nick Toon**.

- 12 – Terminated contracts of RB **Tim Hightower** and G **Mike McGlynn**. Signed WR **Seantavious Jones**, FB **Toben Oporum** and S **Don Jones** to the active roster from the practice squad. Placed LB **Davis Tull** on Injured Reserve.
- 14 – Waived WR **Seantavious Jones** and FB **Toben Oporum**.
- 16 – Re-signed WR **Joseph Morgan**, S **Kenny Phillips** and G **Mike McGlynn**. Signed WR **Seantavious Jones**, FB **Toben Oporum**, RB **Duluan Harris**, TE **Cameron Brate**, DB **Alden Darby** and T **Bryan Witzmann** to the practice squad. Terminated the practice squad contracts of TE **Blake Annen**, WR **R.J. Harris** and G/T **Sean Hickey**. Placed S **Rafael Bush** on Injured Reserve.
- 22 – Terminated practice squad contract of TE **Cameron Brate**.
- 23 – Signed TE **Connor Hamlett** to the practice squad.
- 24 – Re-signed WR **R.J. Harris** to the practice squad. Placed RB **Duluan Harris** on practice squad/injured list. Reached an injury settlement with C **Michael Brewster**.
- 30 – Acquired TE **Michael Hoomanawanui** from the New England Patriots in exchange for DE **Akiem Hicks**.

### OCTOBER

- 7 – Signed P **Brandon Fields** and T **Tony Hills**. Terminated the contracts of WR **Joseph Morgan** and S **Kenny Phillips**. Waived TE **Kevin Brock** from Injured Reserve. Terminated the practice squad contract of TE **Connor Hamlett** and released RB **Duluan Harris** from practice squad Injured Reserve. Signed WR **Reggie Bell** to the practice squad.
- 13 – Re-signed WR **Joseph Morgan** and waived S **Don Jones**.
- 21 – Signed K **Kai Forbath** and WR **T.J. Graham**, waived K **Zach Hocker** and terminated contract of P **Brandon Fields**. Released DE **Anthony Spencer** from Injured Reserve. Signed S **Akeem Davis** and G **Ryan Seymour** to practice squad. Placed G **Cyril Lemon** on practice squad/injured list.
- 24 – Signed S **Akeem Davis** and CB **Sammy Seamster** to active roster from practice squad. Waived WR **T.J. Graham**. Terminated contract of WR **Joseph Morgan**.
- 27 – Waived CB **Sammy Seamster**. Signed LB **Henry Coley** to the practice squad.
- 28 – Re-signed WR **T.J. Graham**. Signed CB **Sammy Seamster** to the practice squad.
- 30 – Signed LB **Jo-Lonn Dunbar**. Waived WR **T.J. Graham**.

### NOVEMBER

- 4 – Terminated practice squad contract of CB **Sammy Seamster**, waived S **Akeem Davis** and FB **Austin Johnson**. Placed RB **Khiry Robinson** on Injured Reserve. Signed WR **T.J. Graham**, RB **Tim Hightower** and LB **Mike Mohamed**. Signed CB **Brandon Dixon** to practice squad.





- 5 – Signed FB **Austin Johnson** to the practice squad. Terminated the practice squad contract of T **Bryan Witzmann**.
- 11 – Signed LB **James Anderson** and QB **Matt Flynn**. Waived LB **Mike Mohamed**. Placed QB **Luke McCown** on Injured Reserve. Terminated practice squad contract of LB **Henry Coley**. Signed TE **RaShaun Allen** to practice squad.
- 25 – Signed DE **Phillip Hunt** and waived LB **Jo-Lonn Dunbar**.
- 26 – Signed CB **Chris Owens** and placed CB **Keenan Lewis** on Injured Reserve.

## DECEMBER

- 10 – Placed RB **Mark Ingram** on Injured Reserve. Signed FB **Austin Johnson** to active roster from practice squad and signed RB **Bronson Hill** to practice squad.

## 2016

### JANUARY

- 1 – Placed RB **Kendall Hunter** on Injured Reserve. Re-signed FB **Toben Oporum** to active roster.
- 5 – Signed G **Cyril Lemon**, WR **Reggie Bell**, S **Alden Darby**, CB **Brandon Dixon**, DT **Ashaad Mabry**, T **Bryan Witzmann** and TE **Chris Manhertz** to reserve/future contracts.
- 7 – Signed WR **Shane Wynn** to reserve/future contract.
- 8 – Signed WR **R.J. Harris** and DE **Phillip Hunt** to reserve/future contracts.

### FEBRUARY

- 2 – Hired Assistant Head Coach/Tight Ends **Dan Campbell**, Offensive Assistant **Ronald Curry**, Senior Defensive Assistant **Peter Giunta**, Secondary Coach **Aaron Glenn** and Quarterbacks Coach **Joe Lombardi**.
- 3 – Signed RB **Vick Ballard**, DB **Erik Harris** and WR **Kyle Prater** to reserve/future contracts.
- 8 – Signed CB **Tony Carter** to reserve/future contract. Terminated contract of G **Jahri Evans** and LBs **David Hawthorne** and **Ramon Humber** and waived WR **Seantavius Jones**.

### MARCH

- 1 – Terminated contract of WR **Marques Colston**.
- 9 – Agreed to terms on a five-year contract with TE **Coby Fleener**.
- 10 – Re-signed RB **Travaris Cadet**, K **Kai Forbath**, TE **Michael Hoomanawanui**, C/G **Senio Kelemete** and CB **Kyle Wilson** and signed K **Josh Scobee**.
- 16 – Re-signed QB **Luke McCown** to a two-year contract and signed LB **Nate Stupar** to a three-year contract.
- 25 – Signed LB **Craig Robertson** to a three-year contract and matched restricted free agent offer sheet from Chicago on TE **Josh Hill**.
- 28 – Signed DT **Nick Fairley** to a one-year contract.

### APRIL

- 11 – Signed QB **Griffin Neal**.
- 15 – Re-signed RB **Tim Hightower**.

- 17 – Waived DE **Phillip Hunt**. Placed RB/RS **Marcus Murphy** and CB **Damian Swann** on Injured Reserve. Signed CB **Tony Carter**, RB **Kendall Hunter** and FB **Toben Oporum** to active roster from practice squad and signed WR **Shane Wynn** to the practice squad.
- 24 – Waived WR **T.J. Graham** and FB **Toben Oporum**. Claimed RB **Travaris Cadet** off of waivers from the San Francisco 49ers. Signed WR **Seantavius Jones** to the active roster from the practice squad. Signed T **Bryan Witzmann** to the practice squad.
- 26 – Waived CB **Tony Carter**. Signed G **Ryan Seymour** to the active roster from the practice squad.
- 30 – Placed RB **C.J. Spiller** on Injured Reserve. Signed TE **RaShaun Allen** to the active roster from the practice squad.

- 21 – Re-signed G **Tim Lelito** to one-year restricted free agent tender.
- 25 – Waived DE **Tavaris Barnes** and S **Vinnie Sunseri**.

### MAY

- 2 – Agreed to terms on three-year contracts with OLs **Jack Allen**, **Joseph Cheek**, **Marcus Henry**, **Ryker Mathews**, **Landon Turner** and **Avery Young**, DBs **Mike Caputo**, **Ken Crawley**, **Trae Elston** and **DeVante Harris**, WRs **Jared Dangerfield**, **Tommylee Lewis** and **Jordan Williams-Lambert**, RB **Stone Houma**, DLs **Mitchell Loewen** and **D.J. Pettway** and LBs **Dillon Lee**, **Jeff Schoettmer** and **Dominique Tovell**.
- 3 – Signed T **Terron Armstead** to a five-year contract extension.
- 9 – Signed DT **Sheldon Rankins**, WR **Michael Thomas** and RB **Daniel Lasco** to four-year contracts. Released RB **Vick Ballard**, DE **Phillip Hunt** and FB **Toben Oporum**.
- 10 – Signed S **Vonn Bell**.
- 16 – Signed WR **Jake Lampman**, LB **Tony Steward** and T **Tyrus Thompson** and waived DB **Mike Caputo**, QB **Griffin Neal** and WR **Shayne Wynn**.
- 17 – Signed DB **Jimmy Pruitt**, waived T **Bryan Witzmann** and terminated contract of K **Josh Scobee**.
- 18 – Signed DL **David Onyemata** to a four-year contract.
- 23 – Signed K **Connor Barth** and WR **Vincent Brown** and waived LS **Chris Highland**.

### JUNE

- 6 – Signed TE **Garrett Griffin** and waived/NFI DL **Mitchell Loewen**.
- 7 – Signed S **Roman Harper**, waived LB **Dominique Tovell** and placed DL **Mitchell Loewen** on Reserve/NFI.
- 17 – Signed DT **Lawrence Virgil** and placed S **Jamarca Sanford** on Injured Reserve.

# 2015 GAME BY GAME REVIEW



GAME

1

AT



## ARIZONA

**CARDINALS: 31 SAINTS: 19**  
**UNIVERSITY OF PHOENIX STADIUM**  
**GLENDALE, AZ. - 9/13/15**  
**ATTENDANCE: 62,903**  
**TIME: 3:07**

## GAME NOTES

In his NFL debut which he also started, first-year CB Delvin Breaux had a career-high six tackles (four solo) and one fumble recovery.

RB Mark Ingram set a career-high with eight catches for 98 yards and added 24 yards on the ground for 122 total yards from scrimmage.

CB Damian Swann, one of the club's three fifth round draft picks, made his NFL debut and had a team-high seven tackles and two passes defensed.

Arizona spoiled the Saints' start to the 2015 season, 31-19, in front of a sold-out University of Phoenix Stadium crowd of 62,903.

Arizona started the contest with the ball and drove 80 yards on nine plays - including an 18-yard catch by WR **Michael Floyd** and an 18-yard run by RB **Andre Ellington**. QB **Carson Palmer** capped the drive with a 10-yard touchdown pass to WR **John Brown**. The Saints then got on the scoreboard with a 37-yard field goal by K **Zach Hocker**.

Ellington struck again for the Cardinals in an early second quarter drive, opening with a 14-yard rush and later following a 17-yard pass interference penalty assessed to New Orleans, running up the middle for a one-yard TD, giving Arizona a 14-3 advantage. The Saints then drove 80 yards in 12 plays, with QB **Drew Brees** finding WR **Brandon Coleman**

for a 12-yard touchdown pass.

After New Orleans inched to within one early in the third quarter, failure to take advantage of a fumble forced by LB **Hau'oli Kikaha** and recovered by CB **Delvin Breaux** and a subsequent turnover undermined the Saints' chance to take the lead. Brees was intercepted at the Arizona 30 by S **Rashad Johnson** and the Cardinals would garner a field goal out of the possession.

Hocker would kick a 45-yard field goal at the start of the fourth quarter to move the Saints back within one. However, Cardinals TE **Darren Fells** hauled in a 17-yard touchdown from Palmer to extend Arizona's lead to 24-16. Hocker booted a 33-yard field goal to put New Orleans back within five, but Cardinals RB **David Johnson** took a short pass from Palmer and turned it into a 55-yard touchdown with 1:33 left in the contest.

## SAINTS-CARDINALS GAME SUMMARY

New Orleans Saints	3	7	3	6	-	19
Arizona Cardinals	7	7	3	14	-	31

Team	Qtr	Time	Play Description (Extra Point) (Drive Info)	V-H
ARI	1	9:46	Jo. Brown 10 pass from Palmer (Catanzaro kick) (9-80, 5:14)	0-7
NO	1	3:55	Hocker 37 FG (11-61, 5:51)	3-7
ARI	2	11:03	Ellington 1 run (Catanzaro kick) (5-88, 3:04)	3-14
NO	2	5:14	Coleman 12 pass from Brees (Hocker kick) (12-80, 5:49)	10-14
NO	3	12:01	Hocker 23 FG (5-71, 2:59)	13-14
ARI	3	0:04	Catanzaro 43 FG (5-35, 2:11)	13-17
NO	4	12:24	Hocker 45 FG (9-53, 2:40)	16-17
ARI	4	9:48	Fells 17 pass from Palmer (Catanzaro kick) (5-80, 2:36)	16-24
NO	4	6:45	Hocker 33 FG (7-65, 3:03)	19-24
ARI	4	1:33	D. Johnson 55 pass from Palmer (Catanzaro kick) (2-57, 0:16)	19-31

### FIELD GOALS (made () and missed)

NO: Hocker (37) (23) (45) (33)

ARI: Catanzaro (43)

# 2015 GAME BY GAME REVIEW



HISTORY • RECORDS • ADMINISTRATION • FOOTBALL • OWNERSHIP

1

@ ARIZONA

NEW ORLEANS SAINTS							ARIZONA CARDINALS								
RUSHING	ATT	YDS	AVG	LG	TD		RUSHING	ATT	YDS	AVG	LG	TD			
Ingram	9	24	2.7	9	0		Ellington	12	69	5.8	18	1			
Robinson	8	19	2.4	6	0		D. Johnson	10	37	3.7	12	0			
Johnson	1	4	4.0	4	0		Palmer	3	14	4.7	12	0			
Cooks	1	4	4.0	4	0										
Brees	1	3	3.0	3	0										
<b>Total</b>	<b>20</b>	<b>54</b>	<b>2.7</b>	<b>9</b>	<b>0</b>		<b>Total</b>	<b>25</b>	<b>120</b>	<b>4.8</b>	<b>18</b>	<b>1</b>			
PASSING	ATT	CMP	YDS	SK/YD	TD	LG	INT	PASSING	ATT	CMP	YDS	SK/YD	TD	LG	INT
Brees	48	30	355	2/1	1	63	1	Palmer	32	19	307	0/0	3	55t	0
<b>Total</b>	<b>48</b>	<b>30</b>	<b>355</b>	<b>2/1</b>	<b>1</b>	<b>63</b>	<b>1</b>	<b>Total</b>	<b>32</b>	<b>19</b>	<b>307</b>	<b>0/0</b>	<b>3</b>	<b>55t</b>	<b>0</b>
RECEIVING	NO	YDS	AVG	LG	TD			RECEIVING	NO	YDS	AVG	LG	TD		
Ingram	8	98	12.3	59	0			Fitzgerald	6	87	14.5	29	0		
Robinson	5	51	10.2	22	0			Fells	4	82	20.5	48	1		
Cooks	4	49	12.3	30	0			Jo. Brown	4	46	11.5	14	1		
Coleman	4	41	10.3	19	1			D. Johnson	1	55	55.0	55t	1		
Colston	3	29	9.7	14	0			Floyd	1	18	18.0	18	0		
Watson	3	19	6.3	8	0			Ja. Brown	1	8	8.0	8	0		
Johnson	2	5	2.5	3	0			Ellington	1	7	7.0	7	0		
Snead	1	63	63.0	63	0			Gresham	1	4	4.0	4	0		
<b>Total</b>	<b>30</b>	<b>355</b>	<b>11.8</b>	<b>63</b>	<b>1</b>			<b>Total</b>	<b>19</b>	<b>307</b>	<b>16.2</b>	<b>55t</b>	<b>3</b>		
INT	NO	YDS	AVG	LG	TD			INT	NO	YDS	AVG	LG	TD		
	0	0	0.0	0	0			R. Johnson	1	10	10.0	10	0		
<b>Total</b>	<b>0</b>	<b>0</b>	<b>0.0</b>	<b>0</b>	<b>0</b>			<b>Total</b>	<b>1</b>	<b>10</b>	<b>10.0</b>	<b>10</b>	<b>0</b>		
PUNTING	NO	YDS	AVG	TB	I20	LG		PUNTING	NO	YDS	AVG	TB	I20	LG	
Morstead	4	171	42.8	0	1	54		Butler	4	158	39.5	0	2	47	
<b>Total</b>	<b>4</b>	<b>171</b>	<b>42.8</b>	<b>0</b>	<b>1</b>	<b>54</b>		<b>Total</b>	<b>4</b>	<b>158</b>	<b>39.5</b>	<b>0</b>	<b>2</b>	<b>47</b>	
PT RET	NO	YDS	AVG	FC	LG	TD		PT RET	NO	YDS	AVG	FC	LG	TD	
Murphy	1	2	2.0	1	2	0		Nelson	2	15	7.5	1	11	0	
<b>Total</b>	<b>1</b>	<b>2</b>	<b>2.0</b>	<b>1</b>	<b>2</b>	<b>0</b>		<b>Total</b>	<b>2</b>	<b>15</b>	<b>7.5</b>	<b>1</b>	<b>11</b>	<b>0</b>	
KO RET	NO	YDS	AVG	FC	LG	TD		KO RET	NO	YDS	AVG	FC	LG	TD	
Davison	1	10	10.0	0	10	0		D. Johnson	1	43	43.0	0	43	0	
<b>Total</b>	<b>1</b>	<b>10</b>	<b>10.0</b>	<b>0</b>	<b>10</b>	<b>0</b>		<b>Total</b>	<b>1</b>	<b>43</b>	<b>43.0</b>	<b>0</b>	<b>43</b>	<b>0</b>	

TEAM STATISTICS	NO	ARI	TEAM STATISTICS	NO	ARI
TOTAL FIRST DOWNS	18	25	FGs-PATs HAD BLOCKED	0-0	0-0
By Rushing	4	7	Net Punting Avg.	39.0	39.0
By Passing	12	13	TOTAL RETURN YARDAGE	2	25
By Penalty	2	5	No. and Yards Punt Returns	1-2	2-15
3rd DOWN EFFICIENCY	7-18-39%	5-10-50%	No. and Yards Kickoff Returns	1-10	1-43
4th DOWN EFFICIENCY	0-1-0%	0-0-0%	No. and Yards Interception Returns	0-0	1-10
TOTAL NET YARDS	408	427	PENALTIES: No.-Yds.	7-73	5-30
Total Plays	70	57	FUMBLES: No.-Lost	0-0	1-1
Avg. Per Play	5.8	7.5	TOUCHDOWNS	1	4
NET YARDS RUSHING	54	120	Rushing	0	1
Total Rushes	20	25	Passing	1	3
Avg. Per Play	2.7	4.8	EXTRA POINTS: Made-Att.	1-1	4-4
Tackles For Loss-Yards	2-6	4-5	Kicking: Made-Att.	1-1	4-4
NET YARDS PASSING	354	307	FIELD GOALS: Made-Att.	4-4	1-1
Sacked-Yards Lost	2-1	0-0	RED ZONE EFFICIENCY	1-4-25%	3-3-100%
Gross Yards	355	307	GOAL-TO-GO EFFICIENCY	0-0-0%	2-2-100%
PASSING: Att.-Comp.-INT	48-30-1	32-19-0	SAFETIES	0	0
Avg. Per Play	7.1	9.6	FINAL SCORE	19	31
KICKOFFS: No.-In EZ-Touchbacks	6-6-5	6-5-5	TIME OF POSSESSION	33:24	26:36
PUNTS: No.-Avg.	4-42.8	4-39.5			
Had Blocked	0	0			



GAME

2

VS.



## TAMPA BAY

**BUCCANEERS: 26 SAINTS: 19**  
**MERCEDES-BENZ SUPERDOME**  
**NEW ORLEANS, LA. - 9/20/15**  
**ATTENDANCE: 73,006**  
**TIME: 3:16**

The Buccaneers held off a late rally to beat the Saints 26-19 in a sold-out Mercedes-Benz Superdome, spoiling New Orleans' home opener.

New Orleans advanced to the Tampa Bay 35 on the opening drive with a first-and-five following a Buccaneers penalty, but were unable to convert and punted. Tampa Bay failed to convert and the two clubs traded punts. Late in the first quarter, Buccaneers K **Kyle Brindza** booted a 55-yard field goal to give Tampa Bay a 3-0 lead.

RB **Mark Ingram** gave New Orleans a 7-3 lead with less than two minutes left in the first half on an 11-yard TD run. However, on Tampa Bay's next possession, Buccaneers WR **Vincent Jackson** caught a 15-yard touchdown from QB **Jameis Winston** with 12 seconds left in the half to give them a 10-point edge.

Getting the ball back to start the second half, Winston scored on a one-yard run fol-

## GAME NOTES

**LB Kasim Edebali** and **DE Cameron Jordan** each recorded one sack and one fumble recovery apiece. It would be the first take-down of Jordan's second double-digit sack season.

**WR Willie Snead** had four receptions for 44 yards, including a fourth quarter, 16-yard touchdown, the first time he reached the end zone as a professional.

**RB Mark Ingram** passed the career 2,500-yard rushing mark with 53 yards (2,503).

lowing a 40-yard pass interference penalty assessed to CB **Brandon Browner**. On the next drive, Saints QB **Drew Brees** was intercepted by Tampa Bay S **Chris Conte**, setting up a 35-yard field goal and a 20-7 lead. On New Orleans' subsequent possession, a fumble by WR **Willie Snead** was recovered by DB **D.J. Swearingin**, helping set up a third field goal.

New Orleans bounced back with an 80-yard drive that took 7:03, ending with a one-yard run by FB **Austin Johnson**. Rookie LB **Hau'oli Kikaha** gave the Saints another chance, forcing a Winston fumble on a sack that was recovered by LB **Kasim Edebali**, but a 42-yard field goal attempt went wide left. DT **Kevin Williams** immediately forced a fumble that was recovered by DE **Cameron Jordan** and Brees connected on a 16-yard TD to Snead. The Saints then forced the Bucs to punt, but a fumble by Ingram set up a field goal with less than two minutes left.

## SAINTS-BUCCANEERS GAME SUMMARY

Tampa Bay Buccaneers	3	7	13	3	-	26
New Orleans Saints	0	7	0	12	-	19

Team	Qtr	Time	Play Description (Extra Point)	(Drive Info)	V-H
TB	1	0:45	Brindza 55 FG (5-4, 3:13)		3-0
NO	2	1:23	Ingram 11 run (Hocker kick) (7-58, 3:02)		3-7
TB	2	0:12	Jackson 15 pass from Winston (Brindza kick) (6-63, 1:11)		10-7
TB	3	13:02	Winston 1 run (Brindza kick) (4-80, 1:58)		17-7
TB	3	6:04	Brindza 35 FG (10-31, 5:10)		20-7
TB	3	2:20	Brindza 22 FG (5-57, 1:44)		23-7
NO	4	10:17	Johnson 1 run (pass failed) (14-80, 7:03)		23-13
NO	4	7:15	Snead 16 pass from Brees (kick blocked) (2-30, 0:43)		23-19
TB	4	1:51	Brindza 30 FG (5-21, 1:07)		26-19

### FIELD GOALS (made ( ) and missed)

**TB:** Brindza (55) 52SH (35) (22) (30)

**NO:** Hocker 42 WL



# 2015 GAME BY GAME REVIEW

2

## VS. TAMPA BAY



HISTORY • RECORDS • ADMINISTRATION • FOOTBALL • OWNERSHIP

TAMPA BAY BUCCANEERS							NEW ORLEANS SAINTS								
<b>RUSHING</b>	<b>ATT</b>	<b>YDS</b>	<b>AVG</b>	<b>LG</b>	<b>TD</b>		<b>RUSHING</b>	<b>ATT</b>	<b>YDS</b>	<b>AVG</b>	<b>LG</b>	<b>TD</b>			
Martin	21	78	3.7	20	0		Ingram	16	53	3.3	11t	1			
Sims	8	38	4.8	12	0		Robinson	5	48	9.6	14	0			
Winston	6	23	3.8	9	1		Spiller	3	7	2.3	7	0			
							Johnson	1	1	1.0	1t	1			
							Brees	1	-1	-1.0	-1	0			
							Cooks	1	-4	-4.0	-4	0			
<b>Total</b>	<b>35</b>	<b>139</b>	<b>4.0</b>	<b>20</b>	<b>1</b>		<b>Total</b>	<b>27</b>	<b>104</b>	<b>3.9</b>	<b>14</b>	<b>2</b>			
<b>PASSING</b>	<b>ATT</b>	<b>CMP</b>	<b>YDS</b>	<b>SK/YD</b>	<b>TD</b>	<b>LG</b>	<b>INT</b>	<b>PASSING</b>	<b>ATT</b>	<b>CMP</b>	<b>YDS</b>	<b>SK/YD</b>	<b>TD</b>	<b>LG</b>	<b>INT</b>
Winston	21	14	207	3/13	1	54	0	Brees	38	24	255	4/36	1	24	1
<b>Total</b>	<b>21</b>	<b>14</b>	<b>207</b>	<b>3/13</b>	<b>1</b>	<b>54</b>	<b>0</b>	<b>Total</b>	<b>38</b>	<b>24</b>	<b>255</b>	<b>4/36</b>	<b>1</b>	<b>24</b>	<b>1</b>
<b>RECEIVING</b>	<b>NO</b>	<b>YDS</b>	<b>AVG</b>	<b>LG</b>	<b>TD</b>			<b>RECEIVING</b>	<b>NO</b>	<b>YDS</b>	<b>AVG</b>	<b>LG</b>	<b>TD</b>		
Murphy	3	82	27.3	54	0			Cooks	5	62	12.4	21	0		
Jackson	3	54	18.0	22	1			Colston	4	69	17.3	24	0		
Sims	3	14	4.7	12	0			Snead	4	44	11.0	16t	1		
Seferian-Jenkins	2	29	14.5	21	0			Coleman	3	33	11.0	22	0		
Martin	2	20	10.0	16	0			Ingram	3	5	1.7	6	0		
Rainey	1	8	8.0	8	0			Watson	2	12	6.0	8	0		
<b>Total</b>	<b>14</b>	<b>207</b>	<b>14.8</b>	<b>54</b>	<b>1</b>			<b>Total</b>	<b>24</b>	<b>255</b>	<b>10.6</b>	<b>24</b>	<b>1</b>		
<b>INT</b>	<b>NO</b>	<b>YDS</b>	<b>AVG</b>	<b>LG</b>	<b>TD</b>			<b>INT</b>	<b>NO</b>	<b>YDS</b>	<b>AVG</b>	<b>LG</b>	<b>TD</b>		
Conte	1	-2	-2.0	-2	0				0	0	0.0	0	0		
Verner	0	28	0.0	28	0			<b>Total</b>	<b>0</b>	<b>0</b>	<b>0.0</b>	<b>0</b>	<b>0</b>		
<b>Total</b>	<b>1</b>	<b>26</b>	<b>26.0</b>	<b>28</b>	<b>1</b>										
<b>PUNTING</b>	<b>NO</b>	<b>YDS</b>	<b>AVG</b>	<b>TB</b>	<b>I20</b>	<b>LG</b>		<b>PUNTING</b>	<b>NO</b>	<b>YDS</b>	<b>AVG</b>	<b>TB</b>	<b>I20</b>	<b>LG</b>	
Schum	3	116	38.7	0	1	40		Sorstead	4	175	43.8	0	1	55	
<b>Total</b>	<b>3</b>	<b>116</b>	<b>38.7</b>	<b>0</b>	<b>1</b>	<b>40</b>		<b>Total</b>	<b>4</b>	<b>175</b>	<b>43.8</b>	<b>0</b>	<b>1</b>	<b>55</b>	
<b>PT RET</b>	<b>NO</b>	<b>YDS</b>	<b>AVG</b>	<b>FC</b>	<b>LG</b>	<b>TD</b>		<b>PT RET</b>	<b>NO</b>	<b>YDS</b>	<b>AVG</b>	<b>FC</b>	<b>LG</b>	<b>TD</b>	
Rainey	3	34	11.3	0	18	0		Murphy	1	0	0.0	1	0	0	
<b>Total</b>	<b>3</b>	<b>34</b>	<b>11.3</b>	<b>0</b>	<b>18</b>	<b>0</b>		<b>Total</b>	<b>1</b>	<b>0</b>	<b>0.0</b>	<b>1</b>	<b>0</b>	<b>0</b>	
<b>KO RET</b>	<b>NO</b>	<b>YDS</b>	<b>AVG</b>	<b>FC</b>	<b>LG</b>	<b>TD</b>		<b>KO RET</b>	<b>NO</b>	<b>YDS</b>	<b>AVG</b>	<b>FC</b>	<b>LG</b>	<b>TD</b>	
Rainey	1	37	37.0	0	37	0		Murphy	1	23	23.0	0	23	0	
<b>Total</b>	<b>1</b>	<b>37</b>	<b>37.0</b>	<b>0</b>	<b>37</b>	<b>0</b>		<b>Total</b>	<b>1</b>	<b>23</b>	<b>23.0</b>	<b>0</b>	<b>23</b>	<b>0</b>	

<b>TEAM STATISTICS</b>	<b>TB</b>	<b>NO</b>	<b>TEAM STATISTICS</b>	<b>TB</b>	<b>NO</b>
<b>TOTAL FIRST DOWNS</b>	18	21	<b>FGs-PATs HAD BLOCKED</b>	0-0	0-1
By Rushing	6	8	<b>Net Punting Avg.</b>	38.7	35.3
By Passing	7	11	<b>TOTAL RETURN YARDAGE</b>	60	0
By Penalty	5	2	No. and Yards Punt Returns	3-34	1-0
<b>3rd DOWN EFFICIENCY</b>	5-14-36%	7-14-50%	No. and Yards Kickoff Returns	1-37	1-23
<b>4th DOWN EFFICIENCY</b>	0-0-0%	1-1-100%	No. and Yards Interception Returns	1-26	0-0
<b>TOTAL NET YARDS</b>	333	323	<b>PENALTIES: No.-Yds.</b>	11-90	10-115
<b>Total Plays</b>	59	69	<b>FUMBLES: No.-Lost</b>	2-2	5-2
Avg. Per Play	5.6	4.7	<b>TOUCHDOWNS</b>	2	3
<b>NET YARDS RUSHING</b>	139	104	Rushing	1	2
<b>Total Rushes</b>	35	27	Passing	1	1
Avg. Per Play	4.0	3.9	<b>EXTRA POINTS: Made-Att.</b>	2-2	1-3
<b>Tackles For Loss-Yards</b>	2-4	1-4	Kicking: Made-Att.	2-2	1-2
<b>NET YARDS PASSING</b>	194	219	Passing: Made-Att.	0-0	0-1
Sacked-Yards Lost	3-13	4-36	<b>FIELD GOALS: Made-Att.</b>	4-5	0-1
Gross Yards	207	255	<b>RED ZONE EFFICIENCY</b>	2-5-40%	3-3-100%
<b>PASSING: Att.-Comp.-INT</b>	21-14-0	38-24-1	<b>GOAL-TO-GO EFFICIENCY</b>	1-2-50%	1-1-100%
Avg. Per Play	8.1	5.2	<b>SAFETIES</b>	0	0
<b>KICKOFFS: No.-In EZ-Touchbacks</b>	7-7-6	4-4-3	<b>FINAL SCORE</b>	26	19
<b>PUNTS: No.-Avg.</b>	3-38.7	4-43.8	<b>TIME OF POSSESSION</b>	28:32	31:28
<b>Had Blocked</b>	0	0			

# 2015 GAME BY GAME REVIEW



OWNERSHIP • FOOTBALL • ADMINISTRATION • RECORDS • HISTORY



GAME

3

AT



## CAROLINA

PANTHERS: 27 SAINTS: 22  
BANK OF AMERICA STADIUM  
CHARLOTTE, N.C. - 9/27/15  
ATTENDANCE: 73,402  
TIME: 3:10

Missing QB **Drew Brees** due to injury for the first time since he signed with the Saints in 2006, New Orleans fell to 0-3 despite a standout effort from his backup **Luke McCown**.

Despite the loss of Brees and a performance from McCown where he completed 31-of-38 passes for 310 yards, the Saints were victimized by losing the turnover battle 2-0 with a lost fumble and an interception.

The host Panthers came back from a 16-10 deficit following a 74-yard punt return for a touchdown by New Orleans RB/RS **Marcus Murphy** and built up a 27-16 advantage after second half passing and rushing touchdowns by QB **Cam Newton** and a 47-yard field goal by K **Graham Gano**.

Following the 13-yard rushing touchdown by Newton, McCown, led New Orleans on a 10-play, 80-yard drive that ended

## GAME NOTES

Rookie RB/RS **Marcus Murphy** had a third quarter 74-yard punt return for a touchdown, the first by a Saint since 2011.

Starting in place of an injured **Drew Brees** (shoulder), QB **Luke McCown** completed a career-high 31-of-38 passes for 310 yards.

Rookie LB **Hau'oli Kikaha** recorded a sack for the second consecutive contest, while RB **Mark Ingram** recorded a rushing touchdown for the second straight game.

with a two-yard touchdown by RB **Khiry Robinson**, but with the two-point conversion attempt from McCown to WR **Marques Colston** incomplete.

The New Orleans defense then forced their first three-and-out of the contest in the fourth quarter and would get the ball back at their 29-yard line with 3:50 remaining and trailing 27-22.

McCown completed a pass to RB **Mark Ingram** for a 12-yard gain and throws to WR **Brandin Cooks** for gains of 15 and 16 yards to the Panthers 27-yard line. Inside the two-minute warning, Ingram gained four yards on a second down run to advance New Orleans to the 23, however on the next play McCown was picked off by Carolina CB **Josh Norman** in the corner of the end zone on a pass intended for Cooks with 1:09 left in the contest to end the Saints' chances at a dramatic comeback.

## SAINTS-PANTHERS GAME SUMMARY

New Orleans Saints	3	7	6	6	-	22
Carolina Panthers	0	10	10	7	-	27

Team	Qtr	Time	Play Description (Extra Point)	(Drive Info)	V-H
NO	1	9:00	Hocker 31 FG (12-67, 6:00)		3-0
NO	2	11:44	Ingram 5 run (Hocker kick) (16-94, 9:11)		10-0
CAR	2	5:14	Olsen 11 pass from Newton (Gano kick) (12-80, 6:30)		10-7
CAR	2	0:02	Gano 20 FG (11-79, 2:04)		10-10
NO	3	12:31	Murphy 74 punt return (run failed)		16-10
CAR	3	8:43	Olsen 11 pass from Newton (Gano kick) (6-83, 3:48)		16-17
CAR	3	1:31	Gano 47 FG (9-29, 3:16)		16-20
CAR	4	9:32	Newton 13 run (Gano kick) (9-88, 4:05)		16-27
NO	4	4:50	Robinson 2 run (pass failed) (10-80, 4:42)		22-27

### FIELD GOALS (made (I) and missed)

NO: Hocker (31)

CAR: Gano (20) (47)

# 2015 GAME BY GAME REVIEW

3


@ CAROLINA



NEW ORLEANS SAINTS						CAROLINA PANTHERS									
<b>RUSHING</b>	ATT	YDS	AVG	LG	TD	<b>RUSHING</b>	ATT	YDS	AVG	LG	TD				
Ingram	14	50	3.6	9	1	Stewart	14	52	3.7	14	0				
Robinson	7	12	1.7	8	1	Newton	7	33	4.7	13t	1				
Johnson	2	4	2.0	3	0	Tolbert	5	16	3.2	6	0				
Spiller	1	4	4.0	4	0	Brown	1	12	12.0	12	0				
						Artis-Payne	3	6	2.0	4	0				
<b>Total</b>	<b>24</b>	<b>70</b>	<b>2.9</b>	<b>9</b>	<b>2</b>	<b>Total</b>	<b>30</b>	<b>119</b>	<b>4.0</b>	<b>14</b>	<b>1</b>				
<b>PASSING</b>	ATT	CMP	YDS	SK/YD	TD	LG	INT	<b>PASSING</b>	ATT	CMP	YDS	SK/YD	TD	LG	INT
McCown	38	31	310	1/0	0	23	1	Newton	31	20	315	1/3	2	55	0
<b>Total</b>	<b>38</b>	<b>31</b>	<b>310</b>	<b>1/0</b>	<b>0</b>	<b>23</b>	<b>1</b>	<b>Total</b>	<b>31</b>	<b>20</b>	<b>315</b>	<b>1/3</b>	<b>2</b>	<b>55</b>	<b>0</b>
<b>RECEIVING</b>	NO	YDS	AVG	LG	TD	<b>RECEIVING</b>	NO	YDS	AVG	LG	TD				
Cooks	7	79	11.3	16	0	Olsen	8	134	16.8	52	2				
Ingram	5	49	9.8	23	0	Ginn	4	93	23.3	55	0				
Snead	5	44	8.8	15	0	Tolbert	3	28	9.3	14	0				
Colston	4	47	11.8	22	0	Dickson	2	19	9.5	10	0				
Watson	4	42	10.5	20	0	Funchess	1	14	14.0	14	0				
Spiller	2	22	11.0	19	0	Whittaker	1	14	14.0	14	0				
Robinson	2	8	4.0	4	0	Bersin	1	13	13.0	13	0				
Hill	1	10	10.0	10	0										
Coleman	1	9	9.0	9	0	<b>Total</b>	<b>20</b>	<b>315</b>	<b>15.8</b>	<b>55</b>	<b>2</b>				
<b>Total</b>	<b>31</b>	<b>310</b>	<b>10.0</b>	<b>23</b>	<b>0</b>	<b>INT</b>	<b>NO</b>	<b>YDS</b>	<b>AVG</b>	<b>LG</b>	<b>TD</b>				
<b>INT</b>	<b>NO</b>	<b>YDS</b>	<b>AVG</b>	<b>LG</b>	<b>TD</b>	Norman	1	0	0.0	0	0				
<b>Total</b>	<b>0</b>	<b>0</b>	<b>0.0</b>	<b>0</b>	<b>0</b>	<b>Total</b>	<b>1</b>	<b>0</b>	<b>0.0</b>	<b>0</b>	<b>0</b>				
<b>PUNTING</b>	NO	YDS	AVG	TB	I20	LG	<b>PUNTING</b>	NO	YDS	AVG	TB	I20	LG		
Morstead	2	92	46.0	0	2	47	Nortman	4	173	43.3	0	1	55		
<b>Total</b>	<b>2</b>	<b>92</b>	<b>46.0</b>	<b>0</b>	<b>2</b>	<b>47</b>	<b>Total</b>	<b>4</b>	<b>173</b>	<b>43.3</b>	<b>0</b>	<b>1</b>	<b>55</b>		
<b>PT RET</b>	NO	YDS	AVG	FC	LG	TD	<b>PT RET</b>	NO	YDS	AVG	FC	LG	TD		
Murphy	2	82	41.0	1	74t	1	Ginn	0	0	0.0	1	0	0		
<b>Total</b>	<b>2</b>	<b>82</b>	<b>41.0</b>	<b>1</b>	<b>74t</b>	<b>1</b>	<b>Total</b>	<b>0</b>	<b>0</b>	<b>0.0</b>	<b>1</b>	<b>0</b>	<b>0</b>		
<b>KO RET</b>	NO	YDS	AVG	FC	LG	TD	<b>KO RET</b>	NO	YDS	AVG	FC	LG	TD		
Murphy	3	72	24.0	0	35	0	Webb	1	15	15.0	0	15	0		
Robinson	1	14	14.0	0	14	0	<b>Total</b>	<b>1</b>	<b>15</b>	<b>15.0</b>	<b>0</b>	<b>15</b>	<b>0</b>		
<b>Total</b>	<b>4</b>	<b>86</b>	<b>21.5</b>	<b>0</b>	<b>35</b>	<b>0</b>									

<b>TEAM STATISTICS</b>	NO	CAR	<b>TEAM STATISTICS</b>	NO	CAR
TOTAL FIRST DOWNS	27	24	Net Punting Avg.	46.0	22.8
By Rushing	5	7	TOTAL RETURN YARDAGE	82	0
By Passing	18	15	No. and Yards Punt Returns	2-82	0-0
By Penalty	4	2	No. and Yards Kickoff Returns	4-86	1-15
3rd DOWN EFFICIENCY	7-12-58%	5-11-45%	No. and Yards Interception Returns	0-0	1-0
4th DOWN EFFICIENCY	1-1-100%	1-1-100%	PENALTIES: No.-Yds.	8-55	10-88
TOTAL NET YARDS	380	431	FUMBLES: No.-Lost	1-1	0-0
Total Plays	63	62	TOUCHDOWNS	3	5
Avg. Per Play	6.0	7.0	Rushing	2	3
NET YARDS RUSHING	70	119	Passing	1	1
Total Rushes	24	30	Punt Returns	0	1
Avg. Per Play	2.9	4.0	EXTRA POINTS: Made-Att.	1-3	3-3
Tackles For Loss-Yards	2-2	2-5	Kicking: Made-Att.	1-1	3-3
NET YARDS PASSING	310	312	Passing: Made-Att.	0-1	0-0
Sacked-Yards Lost	1-0	1-3	Rushing: Made-Att.	0-1	0-0
Gross Yards	310	315	FIELD GOALS: Made-Att.	1-1	2-2
PASSING: Att.-Comp.-INT	38-31-1	31-20-0	RED ZONE EFFICIENCY	2-3-67%	3-4-75%
Avg. Per Play	7.9	9.8	GOAL-TO-GO EFFICIENCY	2-2-100%	1-2-50%
KICKOFFS: No.-In EZ-Touchbacks	5-4-4	6-5-2	SAFETIES	0	0
PUNTS: No.-Avg.	2-46.0	4-43.3	FINAL SCORE	22	27
FGs-PATs HAD BLOCKED	0-0	0-0	TIME OF POSSESSION	32:44	27:16

# 2015 GAME BY GAME REVIEW



GAME

4

VS.

DALLAS

SAINTS: 26 COWBOYS: 20  
 MERCEDES-BENZ SUPERDOME  
 NEW ORLEANS, LA. - 10/4/15  
 ATTENDANCE: 73,009  
 TIME: 3:09

## GAME NOTES

The victory gave New Orleans an all-time 13-14 record in overtime.

QB Drew Brees returned from missing the prior contest with a shoulder injury to complete 33-of-41 passes for 359 yards with two touchdowns, including his first career scoring pass in overtime. It was his 400th career touchdown pass.

Rookie LB Stephone Anthony in his first prime time appearance, led the team with nine tackles (six solo) and also added his first career sack.

New Orleans rebounded from an 0-3 start to the season with their first turnover-free performance of 2015 and then took the win in overtime on an 80-yard scoring pass play from QB **Drew Brees** to RB **C.J. Spiller**.

After New Orleans was forced into a three-and-out to open the game, Dallas RB and New Orleans native **Lance Dunbar's** 45-yard run set up a 30-yard field goal by K **Dan Bailey**. The Saints quickly responded as Brees engineered an 11-play, 80-yard drive ending with a three-yard TD pass to TE **Josh Hill**.

At the start of the second quarter, the Cowboys took advantage of two Saints penalties and RB **Julius Randle** scored on a one-yard run as Dallas went into halftime with a 10-7 lead.

At the start of the second half, the Saints forced the Cowboys into a three-and-out as S **Kenny Vaccaro** stopped WR **Cole Beasley** one yard short of a first down and

K **Zach Hocker** booted a 51-yard field goal to tie the score. When Dallas got the ball back, Bailey gave the Cowboys the lead back with a 38-yard field goal. New Orleans got the ball back and on a 13-play drive, advanced to the Dallas 15 on a Spiller, 10-yard run, but then couldn't get past the 11 and Hocker kicked a 29-yard field goal to tie the score.

New Orleans forced a punt on the drive that spanned the third and fourth quarters and New Orleans took back the lead on an 11-play, 67-yard drive that ended with a one-yard TD run by RB **Khiry Robinson**.

However Dallas sent the game to overtime when QB **Brandon Weeden** found WR **Terrence Williams** for a 17-yard scoring throw and a Hocker 30-yard field goal attempt near the end of the fourth quarter hit the left upright. However, New Orleans got the ball first in overtime, setting up Brees' and Spiller's heroics on the second play from scrimmage.

## SAINTS-COWBOYS GAME SUMMARY

Dallas Cowboys	3	7	3	7	0	26
New Orleans Saints	7	0	6	7	6	20

Team	Qtr	Time	Play Description (Extra Point) (Drive Info)	V-H
DAL	1	9:41	Bailey 30 FG (8-74, 4:19)	3-0
NO	1	3:48	Hill 3 pass from Brees (Hocker kick) (11-80, 5:53)	3-7
DAL	2	13:35	Randle 1 run (Bailey kick) (10-80, 5:13)	10-7
NO	3	11:19	Hocker 51 FG (4-5, 1:23)	10-10
DAL	3	8:20	Bailey 38 FG (8-60, 2:59)	13-10
NO	3	1:26	Hocker 29 FG (13-69, 6:54)	13-13
NO	4	7:58	Robinson 1 run (Hocker kick) (11-67, 4:45)	13-20
DAL	4	1:51	Williams 17 pass from Weeden (Bailey kick) (8-91, 2:14)	20-20
NO	5	14:47	Spiller 80 pass from Brees (2-80, 0:13)	20-26

### FIELD GOALS (made ( ) and missed)

DAL: Bailey (30) (38)

NO: Hocker (51) (29) 30LU

# 2015 GAME BY GAME REVIEW



HISTORY • RECORDS • ADMINISTRATION • FOOTBALL • OWNERSHIP

4

## VS. DALLAS

DALLAS COWBOYS							NEW ORLEANS SAINTS								
<b>RUSHING</b>	<b>ATT</b>	<b>YDS</b>	<b>AVG</b>	<b>LG</b>	<b>TD</b>		<b>RUSHING</b>	<b>ATT</b>	<b>YDS</b>	<b>AVG</b>	<b>LG</b>	<b>TD</b>			
Dunbar	3	54	18.0	45	0		Ingram	17	77	4.5	15	0			
McFadden	10	31	3.1	14	0		Robinson	6	16	2.7	8	1			
Randle	11	26	2.4	14	1		Spiller	2	10	5.0	10	0			
Weeden	3	5	1.7	3	0										
Michael	1	-1	-1.0	-1	0										
<b>Total</b>	<b>28</b>	<b>115</b>	<b>4.1</b>	<b>45</b>	<b>1</b>		<b>Total</b>	<b>25</b>	<b>103</b>	<b>4.1</b>	<b>15</b>	<b>1</b>			
<b>PASSING</b>	<b>ATT</b>	<b>CMP</b>	<b>YDS</b>	<b>SK/YD</b>	<b>TD</b>	<b>LG</b>	<b>INT</b>	<b>PASSING</b>	<b>ATT</b>	<b>CMP</b>	<b>YDS</b>	<b>SK/YD</b>	<b>TD</b>	<b>LG</b>	<b>INT</b>
Weeden	26	16	246	3/26	1	67	0	Brees	41	33	359	3/24	2	80t	0
<b>Total</b>	<b>26</b>	<b>16</b>	<b>246</b>	<b>3/26</b>	<b>1</b>	<b>67</b>	<b>0</b>	<b>Total</b>	<b>41</b>	<b>33</b>	<b>359</b>	<b>3/24</b>	<b>2</b>	<b>80t</b>	<b>0</b>
<b>RECEIVING</b>	<b>NO</b>	<b>YDS</b>	<b>AVG</b>	<b>LG</b>	<b>TD</b>			<b>RECEIVING</b>	<b>NO</b>	<b>YDS</b>	<b>AVG</b>	<b>LG</b>	<b>TD</b>		
Beasley	6	62	10.3	19	0			Snead	6	89	14.8	20	0		
Witten	4	57	14.3	28	0			Ingram	6	51	8.5	14	0		
Williams	3	49	16.3	24	1			Spiller	5	99	19.8	80t	1		
Butler	1	67	67.0	67	0			Cooks	4	25	6.3	13	0		
Hanna	1	7	7.0	7	0			Colston	4	19	4.8	7	0		
Clutts	1	4	4.0	4	0			Watson	3	30	10.0	21	0		
								Hill	2	11	5.5	8	1		
								Robinson	2	5	2.5	9	0		
								Coleman	1	30	30.0	30	0		
<b>Total</b>	<b>16</b>	<b>246</b>	<b>15.4</b>	<b>67</b>	<b>1</b>			<b>Total</b>	<b>33</b>	<b>359</b>	<b>10.9</b>	<b>80t</b>	<b>2</b>		
<b>INT</b>	<b>NO</b>	<b>YDS</b>	<b>AVG</b>	<b>LG</b>	<b>TD</b>			<b>INT</b>	<b>NO</b>	<b>YDS</b>	<b>AVG</b>	<b>LG</b>	<b>TD</b>		
<b>Total</b>	<b>0</b>	<b>0</b>	<b>0.0</b>	<b>0</b>	<b>0</b>			<b>Total</b>	<b>0</b>	<b>0</b>	<b>0.0</b>	<b>0</b>	<b>0</b>		
<b>PUNTING</b>	<b>NO</b>	<b>YDS</b>	<b>AVG</b>	<b>TB</b>	<b>I20</b>	<b>LG</b>		<b>PUNTING</b>	<b>NO</b>	<b>YDS</b>	<b>AVG</b>	<b>TB</b>	<b>I20</b>	<b>LG</b>	
Jones	5	209	41.8	0	3	53		Morstead	3	123	41.0	0	2	47	
								Hocker	1	43	43.0	0	1	43	
<b>Total</b>	<b>5</b>	<b>209</b>	<b>41.8</b>	<b>0</b>	<b>3</b>	<b>53</b>		<b>Total</b>	<b>4</b>	<b>166</b>	<b>41.5</b>	<b>0</b>	<b>3</b>	<b>47</b>	
<b>PT RET</b>	<b>NO</b>	<b>YDS</b>	<b>AVG</b>	<b>FC</b>	<b>LG</b>	<b>TD</b>		<b>PT RET</b>	<b>NO</b>	<b>YDS</b>	<b>AVG</b>	<b>FC</b>	<b>LG</b>	<b>TD</b>	
Beasley	0	0	0.0	3	0	0		Murphy	3	34	11.3	1	20	0	
<b>Total</b>	<b>0</b>	<b>0</b>	<b>0.0</b>	<b>3</b>	<b>0</b>	<b>0</b>		<b>Total</b>	<b>3</b>	<b>34</b>	<b>11.3</b>	<b>1</b>	<b>20</b>	<b>0</b>	
<b>KO RET</b>	<b>NO</b>	<b>YDS</b>	<b>AVG</b>	<b>FC</b>	<b>LG</b>	<b>TD</b>		<b>KO RET</b>	<b>NO</b>	<b>YDS</b>	<b>AVG</b>	<b>FC</b>	<b>LG</b>	<b>TD</b>	
McFadden	1	23	23.0	0	23	0		Murphy	1	34	34.0	0	34	0	
Dunbar	1	17	17.0	0	17	0									
<b>Total</b>	<b>2</b>	<b>40</b>	<b>20.0</b>	<b>0</b>	<b>23</b>	<b>0</b>		<b>Total</b>	<b>1</b>	<b>34</b>	<b>34.0</b>	<b>0</b>	<b>34</b>	<b>0</b>	

TEAM STATISTICS	DAL	NO	TEAM STATISTICS	DAL	NO
TOTAL FIRST DOWNS	21	27	FGS-PATs HAD BLOCKED	0-0	0-0
By Rushing	4	7	Net Punting Avg.	35.0	41.5
By Passing	11	17	TOTAL RETURN YARDAGE	0	34
By Penalty	6	3	No. and Yards Punt Returns	0-0	3-34
3rd DOWN EFFICIENCY	3-12-25%	6-13-46%	No. and Yards Kickoff Returns	2-40	1-34
4th DOWN EFFICIENCY	1-1-100%	1-1-100%	No. and Yards Interception Returns	0-0	0-0
TOTAL NET YARDS	335	438	PENALTIES: No.-Yds.	6-30	8-64
Total Plays	57	69	FUMBLES: No.-Lost	0-0	0-0
Avg. Per Play	5.9	6.3	TOUCHDOWNS	2	3
NET YARDS RUSHING	115	103	Rushing	1	1
Total Rushes	28	25	Passing	1	2
Avg. Per Play	4.1	4.1	EXTRA POINTS: Made-Att.	2-2	2-2
Tackles For Loss-Yards	4-9	3-5	Kicking: Made-Att.	2-2	2-2
NET YARDS PASSING	220	335	FIELD GOALS: Made-Att.	2-2	2-3
Sacked-Yards Lost	3-26	3-24	RED ZONE EFFICIENCY	2-4-50%	2-4-50%
Gross Yards	246	359	GOAL-TO-GO EFFICIENCY	1-2-50%	2-2-100%
PASSING: Att.-Comp.-INT	26-16-0	41-33-0	SAFETIES	0	0
Avg. Per Play	7.6	7.6	FINAL SCORE	20	26
KICKOFFS: No.-In EZ-Touchbacks	6-5-5	5-4-3	TIME OF POSSESSION	29:20	30:53
PUNTS: No.-Avg.	5-41.8	4-41.5			
Had Blocked	0	0			

# 2015 GAME BY GAME REVIEW



OWNERSHIP • FOOTBALL • ADMINISTRATION • RECORDS • HISTORY



GAME

5

AT



## PHILADELPHIA

EAGLES: 39 SAINTS: 17  
 LINCOLN FINANCIAL FIELD  
 PHILADELPHIA, PA. - 10/11/15  
 ATTENDANCE: 69,296  
 TIME: 3:08

## GAME NOTES

WR Willie Snead set a career-high in receiving yardage with six catches for 141 yards and Brandin Cooks added five grabs for 107 yards with one touchdown as both players had their first career 100-yard days.

S Kenny Vaccaro led New Orleans with 12 tackles (nine solo) and CBs Delvin Breaux and Brandon Browner each recorded their first career interceptions in a Saints uniform when they picked off Eagles QB Sam Bradford in the first half.

Despite a 335-yard passing day by QB **Drew Brees** and 100-yard receiving days by WRs **Brandin Cooks** and **Willie Snead**, the Saints were undermined by mistakes, three turnovers that led to 20 points and a 333-yard passing day by Philadelphia QB **Sam Bradford**.

After the Saints stopped the Eagles on the opening possession on downs, New Orleans quickly was advancing down the field following a 21-yard completion from Brees to TE **Benjamin Watson**, but Brees was dropped for a seven-yard loss on second down by Eagles DE **Bennie Logan** that forced a punt. However, when the Eagles got the ball back, Bradford threw a pick to CB **Brandon Browner** in the end zone and Brees would later make the Eagles pay with a six-yard touchdown to Watson.

Early in the second quarter, CB **Delvin Breaux** intercepted Bradford, however later

in the quarter Bradford tied the score with a 41-yard TD to WR **Josh Huff**. Following a field goal, the Eagles led 10-7 at the half.

K **Zach Hocker** booted a 21-yard field goal at the start of the second half to tie the score, but the Eagles answered with a two-yard TD run by RB **Ryan Mathews**. On the next play from scrimmage, a sack, forced fumble and recovery by Eagles DE **Fletcher Cox** led to a 13-yard TD from Bradford to TE **Brent Celek** when the Philadelphia offense took the field and following a field goal, they took a 26-10 lead into the fourth quarter.

Field goals of 26- and 41-yards by Eagles K **Caleb Sturgis** gave Philadelphia a comfortable 32-10 lead with 4:19 left and RB **DeMarco Murray** added a two-yard TD run with 3:44 left in the game following a Brees interception.

## SAINTS-EAGLES GAME SUMMARY

New Orleans Saints	7	0	3	7	-	17
Philadelphia Eagles	0	10	16	13	-	39

Team	Qtr	Time	Play Description (Extra Point)	(Drive Info)	V-H
NO	1	3:35	Watson 6 pass from Brees (Hocker kick)	(8-80, 3:49)	7-0
PHI	2	11:43	Huff 41 pass from Bradford (Sturgis kick)	(4-81, 1:45)	7-7
PHI	2	0:10	Sturgis 39 FG (6-25, 1:02)		7-10
NO	3	11:12	Hocker 21 FG (10-72, 3:48)		10-10
PHI	3	6:44	Mathews 2 run (Sturgis kick)	(9-80, 4:28)	10-17
PHI	3	6:31	Celek 13 pass from Bradford (kick failed, wl)	(1-13, 0:05)	10-23
PHI	3	0:31	Sturgis 29 FG (8-39, 3:29)		10-26
PHI	4	10:11	Sturgis 26 FG (9-73, 3:56)		10-29
PHI	4	4:19	Sturgis 41 FG (9-60, 4:32)		10-32
PHI	4	3:44	Murray 4 run (Sturgis kick)	(1-4, 0:04)	10-39
NO	4	0:00	Cooks 14 pass from Brees (Hocker kick)	(14-80, 3:44)	17-39

### FIELD GOALS (made (I) and missed)

NO: Hocker (21)

PHI: Sturgis (39) (29) (26) (41)

# 2015 GAME BY GAME REVIEW



HISTORY • RECORDS • ADMINISTRATION • FOOTBALL • OWNERSHIP

5

@ PHILADELPHIA

NEW ORLEANS SAINTS							PHILADELPHIA EAGLES								
<b>RUSHING</b>	ATT	YDS	AVG	LG	TD		<b>RUSHING</b>	ATT	YDS	AVG	LG	TD			
Ingram	12	57	4.8	17	0		Murray	20	83	4.2	24	1			
Robinson	5	30	6.0	12	0		Mathews	8	73	9.1	33	1			
Spiller	3	10	3.3	8	0		Sproles	5	27	5.4	14	0			
Brees	1	-1	-1.0	-1	0		Bradford	1	3	3.0	3	0			
<b>Total</b>	<b>21</b>	<b>96</b>	<b>4.6</b>	<b>17</b>	<b>0</b>		<b>Total</b>	<b>34</b>	<b>186</b>	<b>5.5</b>	<b>33</b>	<b>2</b>			
<b>PASSING</b>	ATT	CMP	YDS	SK/YD	TD	LG	INT	<b>PASSING</b>	ATT	CMP	YDS	SK/YD	TD	LG	INT
Brees	43	26	335	5/43	2	59	1	Bradford	45	32	333	0/0	2	41t	2
<b>Total</b>	<b>43</b>	<b>26</b>	<b>335</b>	<b>5/43</b>	<b>2</b>	<b>59</b>	<b>1</b>	<b>Total</b>	<b>45</b>	<b>32</b>	<b>333</b>	<b>0/0</b>	<b>2</b>	<b>41t</b>	<b>2</b>
<b>RECEIVING</b>	NO	YDS	AVG	LG	TD			<b>RECEIVING</b>	NO	YDS	AVG	LG	TD		
Snead	6	141	23.5	59	0			Murray	7	37	5.3	13	0		
Cooks	5	107	21.4	46	1			Ertz	5	60	12.0	21	0		
Watson	3	36	12.0	21	1			Mathews	5	44	8.8	18	0		
Colston	3	36	12.0	17	0			Huff	4	78	19.5	41t	1		
Spiller	3	-8	-2.7	0	0			Celek	3	44	14.7	23	1		
Ingram	2	17	8.5	13	0			Cooper	3	32	10.7	14	0		
Hoomanawanui	2	4	2.0	7	0			Mathews	3	23	7.7	13	0		
Robinson	2	2	1.0	1	0			Sproles	1	10	10.0	10	0		
<b>Total</b>	<b>26</b>	<b>335</b>	<b>12.9</b>	<b>59</b>	<b>2</b>			<b>Total</b>	<b>32</b>	<b>333</b>	<b>10.4</b>	<b>41t</b>	<b>2</b>		
<b>INT</b>	NO	YDS	AVG	LG	TD			<b>INT</b>	NO	YDS	AVG	LG	TD		
Browner	1	0	0.0	0	0			Thurmond	1	44	44.0	44	0		
Breaux	1	0	0.0	0	0			<b>Total</b>	<b>1</b>	<b>44</b>	<b>44.0</b>	<b>44</b>	<b>0</b>		
<b>Total</b>	<b>2</b>	<b>0</b>	<b>0.0</b>	<b>0</b>	<b>0</b>										
<b>PUNTING</b>	NO	YDS	AVG	TB	I20	LG		<b>PUNTING</b>	NO	YDS	AVG	TB	I20	LG	
Fields	6	237	39.5	1	3	57		Jones	1	50	50.0	0	0	50	
<b>Total</b>	<b>6</b>	<b>237</b>	<b>39.5</b>	<b>1</b>	<b>3</b>	<b>57</b>		<b>Total</b>	<b>1</b>	<b>50</b>	<b>50.0</b>	<b>0</b>	<b>0</b>	<b>50</b>	
<b>PT RET</b>	NO	YDS	AVG	FC	LG	TD		<b>PT RET</b>	NO	YDS	AVG	FC	LG	TD	
Murphy	1	1	1.0	0	1	0		Sproles	0	0	0.0	1	0	0	
<b>Total</b>	<b>1</b>	<b>1</b>	<b>1.0</b>	<b>0</b>	<b>1</b>	<b>0</b>		<b>Total</b>	<b>0</b>	<b>0</b>	<b>0.0</b>	<b>1</b>	<b>0</b>	<b>0</b>	
<b>KO RET</b>	NO	YDS	AVG	FC	LG	TD		<b>KO RET</b>	NO	YDS	AVG	FC	LG	TD	
Murphy	3	66	22.0	0	28	0		Huff	1	40	40.0	0	40	0	
Robinson	1	19	19.0	0	19	0		<b>Total</b>	<b>1</b>	<b>40</b>	<b>40.0</b>	<b>0</b>	<b>40</b>	<b>0</b>	
<b>Total</b>	<b>4</b>	<b>85</b>	<b>21.3</b>	<b>0</b>	<b>28</b>	<b>0</b>									

TEAM STATISTICS	NO	PHI	TEAM STATISTICS	NO	PHI
<b>TOTAL FIRST DOWNS</b>	19	34	<b>FGS-PATs HAD BLOCKED</b>	0-0	0-0
By Rushing	5	11	<b>Net Punting Avg.</b>	36.2	49.0
By Passing	14	18	<b>TOTAL RETURN YARDAGE</b>	1	44
By Penalty	0	5	No. and Yards Punt Returns	1-1	0-0
<b>3rd DOWN EFFICIENCY</b>	8-16-50%	4-11-36%	No. and Yards Kickoff Returns	4-85	1-40
<b>4th DOWN EFFICIENCY</b>	1-1-100%	0-2-0%	No. and Yards Interception Returns	2-0	1-44
<b>TOTAL NET YARDS</b>	388	519	<b>PENALTIES: No.-Yds.</b>	7-78	4-35
Total Plays	69	79	<b>FUMBLES: No.-Lost</b>	3-3	0-0
Avg. Per Play	5.6	6.6	<b>TOUCHDOWNS</b>	2	4
<b>NET YARDS RUSHING</b>	96	186	Rushing	0	2
Total Rushes	21	34	Passing	2	2
Avg. Per Play	4.6	5.5	<b>EXTRA POINTS: Made-Att.</b>	2-2	3-4
Tackles For Loss-Yards	2-2	2-7	Kicking: Made-Att.	2-2	3-4
<b>NET YARDS PASSING</b>	292	333	<b>FIELD GOALS: Made-Att.</b>	1-1	4-4
Sacked-Yards Lost	5-43	0-0	<b>RED ZONE EFFICIENCY</b>	2-4-50%	3-7-43%
Gross Yards	335	333	<b>GOAL-TO-GO EFFICIENCY</b>	1-2-50%	2-4-50%
<b>PASSING: Att.-Comp.-INT</b>	43-26-1	45-32-2	<b>SAFETIES</b>	0	0
Avg. Per Play	6.1	7.4	<b>FINAL SCORE</b>	17	39
<b>KICKOFFS: No.-In EZ-Touchbacks</b>	3-2-2	9-7-5	<b>TIME OF POSSESSION</b>	25:58	34:02
<b>PUNTS: No.-Avg.</b>	6-39.5	1-50.0			
Had Blocked	0	0			

# 2015 GAME BY GAME REVIEW



GAME

6

VS.



## ATLANTA

**SAINTS: 31 FALCONS: 21**  
**MERCEDES-BENZ SUPERDOME**  
**NEW ORLEANS, LA. - 10/15/15**  
**ATTENDANCE: 73,018**  
**TIME: 3:07**

## GAME NOTES

**RB Mark Ingram** matched a career-high with two rushing touchdowns.

**LB Michael Mauti**, who had a blocked punt that he recovered and returned four yards for a touchdown, the first Saints blocked punt since 2012, was named NFC Special Teams Player of the Week.

**DE Cameron Jordan** tied a career-high with three sacks and also forced and recovered a fumble. He also added seven total tackles (six solo).

Offense, defense and special teams all made significant contributions in a prime time Thursday night victory over the Falcons, who were dropped from the ranks of the undefeated by New Orleans in a raucous Mercedes-Benz Superdome.

The New Orleans offense converted eight-of-16 third down attempts as QB **Drew Brees** passed for 312 yards, TE **Benjamin Watson** had 10 grabs for 127 yards and a touchdown and RB **Mark Ingram** rushed for two touchdowns. Defensively, DE **Cameron Jordan** had three sacks, a forced fumble and a fumble recovery and on special teams LB **Michael Mauti** blocked a punt and recovered it for a touchdown.

After Ingram rushed for his first touchdown on New Orleans' first series, Mauti blocked the punt by Atlanta's **Matt Bosher** later in the quarter, recovered it and returned it four yards for a touchdown to give New Orleans a 14-0 edge.

Atlanta got on the scoreboard at the start of the second quarter when QB **Matt**

**Ryan** connected with WR **Roddy White** for a seven-yard TD. Brees answered late in the first half with completions of 13-, 16- and 28 yards, but a 51-yard field goal attempt sailed wide right to keep the score at 14-7 for halftime.

In the middle of the third quarter, K **Zach Hocker** booted a 31-yard field goal to increase the Saints' lead to 17-7. New Orleans then forced a three-and-out and reached the end zone with 63 yards in 10 plays, including a two-yard touchdown pass from Brees to Watson for a 24-7 lead.

Atlanta countered with a touchdown drive, but Ingram provided the exclamation point to the victory by powering for a one-yard touchdown run on New Orleans' subsequent series, while Jordan recorded all three of his quarterback takedowns in the final period, including one with 17 seconds left when Ryan fumbled and it was recovered by the Pro Bowl defender.

## SAINTS-FALCONS GAME SUMMARY

Atlanta Falcons	0	7	0	14	-	21
New Orleans Saints	14	0	10	7	-	31

Team	Qtr	Time	Play Description (Extra Point)	(Drive Info)	V-H
NO	1	9:44	Ingram 2 run (Hocker kick)	(12-80, 5:16)	0-7
NO	1	2:06	Mauti 4 return of blocked punt (Hocker kick)		0-14
ATL	2	14:12	White 7 pass from Ryan (Bryant kick)	(9-80, 2:54)	7-14
NO	3	7:19	Hocker 31 FG	(11-56, 4:55)	7-17
NO	3	2:23	Watson 2 pass from Brees (Hocker kick)	(10-63, 4:19)	7-24
ATL	4	13:07	Freeman 25 run (Bryant kick)	(10-80, 4:16)	14-24
NO	4	8:02	Ingram 1 run (Hocker kick)	(11-80, 5:05)	14-31
ATL	4	1:29	Freeman 13 pass from Ryan (Bryant kick)	(11-62, 2:28)	21-31

**FIELD GOALS (made () and missed)**

ATL: None

NO: Hocker 51WR (31) 48WL



# 2015 GAME BY GAME REVIEW



HISTORY • RECORDS • ADMINISTRATION • FOOTBALL • OWNERSHIP

6

## VS. ATLANTA

ATLANTA FALCONS							NEW ORLEANS SAINTS								
<b>RUSHING</b>	ATT	YDS	AVG	LG	TD		<b>RUSHING</b>	ATT	YDS	AVG	LG	TD			
Freeman	13	100	7.7	25t	1		Ingram	20	46	2.3	11	2			
Coleman	4	40	10.0	18	0		Robinson	7	23	3.3	10	0			
Ryan	4	10	2.5	5	0		Spiller	3	10	3.3	7	0			
							Brees	2	2	1.0	3	0			
<b>Total</b>	<b>21</b>	<b>150</b>	<b>7.1</b>	<b>25t</b>	<b>1</b>		<b>Total</b>	<b>32</b>	<b>81</b>	<b>2.5</b>	<b>11</b>	<b>2</b>			
<b>PASSING</b>	ATT	CMP	YDS	SK/YD	TD	LG	INT	<b>PASSING</b>	ATT	CMP	YDS	SK/YD	TD	LG	INT
Ryan	44	30	295	5/32	2	30	0	Brees	39	30	312	1/8	1	28	0
<b>Total</b>	<b>44</b>	<b>30</b>	<b>295</b>	<b>5/32</b>	<b>2</b>	<b>30</b>	<b>0</b>	<b>Total</b>	<b>39</b>	<b>30</b>	<b>312</b>	<b>1/8</b>	<b>1</b>	<b>28</b>	<b>0</b>
<b>RECEIVING</b>	NO	YDS	AVG	LG	TD			<b>RECEIVING</b>	NO	YDS	AVG	LG	TD		
Freeman	8	56	7.0	13	1			Watson	10	127	12.7	28	1		
Jones	6	93	15.5	30	0			Snead	4	55	13.8	24	0		
Hankerson	4	37	9.3	12	0			Cooks	4	41	10.3	26	0		
Tamme	3	32	10.7	20	0			Spiller	4	17	4.3	8	0		
White	3	23	7.7	8	1			Hill	3	38	12.7	19	0		
DiMarco	2	18	9.0	12	0			Ingram	3	10	3.3	7	0		
Toilolo	2	18	9.0	11	0			Robinson	2	24	12.0	18	0		
Williams	1	11	11.0	11	0										
Ward	1	7	7.0	7	0			<b>Total</b>	<b>30</b>	<b>312</b>	<b>10.4</b>	<b>28</b>	<b>1</b>		
<b>Total</b>	<b>30</b>	<b>295</b>	<b>9.8</b>	<b>30</b>	<b>2</b>			<b>Total</b>	<b>0</b>	<b>0</b>	<b>0.0</b>	<b>0</b>	<b>0</b>		
<b>INT</b>	NO	YDS	AVG	LG	TD			<b>INT</b>	NO	YDS	AVG	LG	TD		
<b>Total</b>	<b>0</b>	<b>0</b>	<b>0.0</b>	<b>0</b>	<b>0</b>			<b>Total</b>	<b>0</b>	<b>0</b>	<b>0.0</b>	<b>0</b>	<b>0</b>		
<b>PUNTING</b>	NO	YDS	AVG	TB	I20	LG		<b>PUNTING</b>	NO	YDS	AVG	TB	I20	LG	
Bosher	3	124	41.3	0	0	47		Fields	4	175	43.8	1	1	57	
<b>BLOCKED</b>	<b>1</b>	<b>0</b>	<b>0</b>	<b>0</b>	<b>0</b>	<b>0</b>		<b>Total</b>	<b>4</b>	<b>175</b>	<b>43.8</b>	<b>1</b>	<b>1</b>	<b>57</b>	
<b>Total</b>	<b>4</b>	<b>124</b>	<b>31.0</b>	<b>0</b>	<b>0</b>	<b>47</b>									
<b>PT RET</b>	NO	YDS	AVG	FC	LG	TD		<b>PT RET</b>	NO	YDS	AVG	FC	LG	TD	
Weems	2	21	10.5	0	11	0		Murphy	2	12	6.0	1	6	0	
<b>Total</b>	<b>2</b>	<b>21</b>	<b>10.5</b>	<b>0</b>	<b>11</b>	<b>0</b>		<b>Total</b>	<b>2</b>	<b>12</b>	<b>6.0</b>	<b>1</b>	<b>6</b>	<b>0</b>	
<b>KO RET</b>	NO	YDS	AVG	FC	LG	TD		<b>KO RET</b>	NO	YDS	AVG	FC	LG	TD	
DiMarco	1	19	19.0	0	19	0		<b>Total</b>	<b>0</b>	<b>0</b>	<b>0.0</b>	<b>0</b>	<b>0</b>	<b>0</b>	
<b>Total</b>	<b>1</b>	<b>19</b>	<b>19.0</b>	<b>0</b>	<b>19</b>	<b>0</b>									

TEAM STATISTICS	ATL	NO	TEAM STATISTICS	ATL	NO
TOTAL FIRST DOWNS	23	25	FGs-PATs HAD BLOCKED	0-0	0-0
By Rushing	8	7	Net Punting Avg.	28.0	33.5
By Passing	15	16	TOTAL RETURN YARDAGE	21	12
By Penalty	0	2	No. and Yards Punt Returns	2-21	2-12
3rd DOWN EFFICIENCY	3-12-25%	8-16-50%	No. and Yards Kickoff Returns	1-19	0-0
4th DOWN EFFICIENCY	3-4-75%	1-1-100%	No. and Yards Interception Returns	0-0	0-0
TOTAL NET YARDS	413	385	PENALTIES: No.-Yds.	7-41	3-15
Total Plays	70	72	FUMBLES: No.-Lost	5-3	0-0
Avg. Per Play	5.9	5.3	TOUCHDOWNS	3	4
NET YARDS RUSHING	150	81	Rushing	1	2
Total Rushes	21	32	Passing	2	1
Avg. Per Play	7.1	2.5	Blocked Punts	0	1
Tackles For Loss-Yards	1-5	2-9	EXTRA POINTS: Made-Att.	3-3	4-4
NET YARDS PASSING	263	304	Kicking: Made-Att.	3-3	4-4
Sacked-Yards Lost	5-32	1-8	FIELD GOALS: Made-Att.	0-0	1-3
Gross Yards	295	312	RED ZONE EFFICIENCY	2-3-67%	3-5-60%
PASSING: Att.-Comp.-INT	44-30-0	39-30-0	GOAL-TO-GO EFFICIENCY	1-1-100%	3-3-100%
Avg. Per Play	5.4	7.6	SAFETIES	0	0
KICKOFFS: No.-In EZ-Touchbacks	4-3-3	6-5-5	FINAL SCORE	21	31
PUNTS: No.-Avg.	4-31.0	4-43.8	TIME OF POSSESSION	27:30	32:30
Had Blocked	1	0			



GAME

7

AT



## INDIANAPOLIS

SAINTS: 27 COLTS: 21  
 LUCAS OIL STADIUM  
 INDIANAPOLIS, IN - 10/25/15  
 ATTENDANCE: 66,420  
 TIME: 3:35

Behind a standout performance by RB **Mark Ingram**, the Saints improved to 3-4 at Lucas Oil Stadium with their second straight victory. Ingram carried 14 times for a season-high and game-high 143 yards (10.2 avg.) with one touchdown and a 44-yard rush.

It was also an opportunistic day for the defense and special teams, which recorded two interceptions, made four sacks and forced and recovered a fumble, with the offense scoring 14 points off of the turnovers.

While the Saints jumped out to a 27-0 lead, they were forced to punt on their first two offensive possessions before they got going on a first quarter drive where RB **Khiry Robinson** rushed for a one-yard touchdown on a score that was set up by a successful fake field goal attempt where QB **Luke McCown** completed a pass to TE **Benjamin Watson** for a 25-yard gain. On the next play from scrimmage, rookie LB **Stephone Anthony** picked off Colts QB **Andrew Luck** and on the first play of the second quarter,

## GAME NOTES

DE **Cameron Jordan** had two sacks to give him five quarterback take-downs in his last two contests.

The victory against the Colts was New Orleans' third straight against Indianapolis, including their Super Bowl XLIV victory, with each win taking place in a different stadium.

RB **Mark Ingram** carried 14 times for 143 yards (10.2 avg.) with one touchdown and WR **Brandin Cooks** had six catches for a team-high 81 yards, including a 47-yard grab.

Robinson scored on a six-yard touchdown.

On the ensuing kickoff after Robinson's touchdown, LB **David Hawthorne** stripped the ball from Colts WR **Griff Whalen**'s hands and the ball was recovered by CB **Kyle Wilson** at the Indianapolis 27-yard line. Three plays later, QB **Drew Brees** threw a 16-yard touchdown pass to TE **Michael Hoomanawanui**.

On New Orleans' first drive of the third quarter, Ingram had a burst for 35 yards, Brees completed a throw to Watson for a 25-yard gain and then the 2009 Heisman winner ran in from one yard out for the touchdown and the 27-0 lead.

In the second half, Luck tossed three touchdown passes to put the Colts within six points, including two to WR **T.Y. Hilton**. But on New Orleans' final possession, the Saints would be able to kneel on the ball three straight times to end the game after Brees connected on a throw to WR **Marques Colston** for a gain of 20 yards on third-and-four.

## SAINTS-COLTS GAME SUMMARY

New Orleans Saints	7	13	7	0	-	27
Indianapolis Colts	0	0	14	7	-	21

Team	Qtr	Time	Play Description (Extra Point)	(Drive Info)	V-H
NO	1	2:31	Robinson 1 run (Forbath kick)	(10-78, 3:31)	7-0
NO	2	14:56	Robinson 6 run (Forbath kick)	(5-23, 2:20)	14-0
NO	2	13:36	Hoomanawanui 16 pass from Brees (kick failed wl)	(3-27, 1:11)	20-0
NO	3	10:26	Ingram 1 run (Forbath kick)	(6-82, 2:57)	27-0
IND	3	3:42	Hilton 87 pass from Luck (Vinatieri kick)	(2-87, 0:54)	27-7
IND	3	0:01	Hilton 46 pass from Luck (Vinatieri kick)	(3-66, 1:24)	27-14
IND	4	3:05	Moncrief 8 pass from Luck (Vinatieri kick)	(7-80, 0:44)	27-21

### FIELD GOALS (made () and missed)

NO: None

IND: None

# 2015 GAME BY GAME REVIEW



HISTORY • RECORDS • ADMINISTRATION • FOOTBALL • OWNERSHIP

7

## @ INDIANAPOLIS

NEW ORLEANS SAINTS							INDIANAPOLIS COLTS								
RUSHING	ATT	YDS	AVG	LG	TD		RUSHING	ATT	YDS	AVG	LG	TD			
Ingram	14	143	10.2	44	1		Gore	9	43	4.8	14	0			
Robinson	14	28	2.0	6t	2		Luck	3	27	9.0	16	0			
Spiller	4	16	4.0	9	0		Bradshaw	1	5	5.0	5	0			
Brees	4	-4	-1.0	-1	0										
<b>Total</b>	<b>36</b>	<b>183</b>	<b>5.1</b>	<b>44</b>	<b>3</b>		<b>Total</b>	<b>13</b>	<b>75</b>	<b>5.8</b>	<b>16</b>	<b>0</b>			
PASSING	ATT	CMP	YDS	SK/YD	TD	LG	INT	PASSING	ATT	CMP	YDS	SK/YD	TD	LG	INT
Brees	44	28	255	2/14	1	47	1	Luck	44	23	333	4/32	3	87t	2
McCown	1	1	25	0/0	0	25	0								
<b>Total</b>	<b>45</b>	<b>29</b>	<b>280</b>	<b>2/14</b>	<b>1</b>	<b>47</b>	<b>1</b>	<b>Total</b>	<b>44</b>	<b>23</b>	<b>333</b>	<b>4/32</b>	<b>3</b>	<b>87t</b>	<b>2</b>
RECEIVING	NO	YDS	AVG	LG	TD			RECEIVING	NO	YDS	AVG	LG	TD		
Cooks	6	81	13.5	47	0			Gore	5	32	6.4	10	0		
Spiller	6	32	5.3	17	0			Hilton	4	150	37.5	87t	2		
Hoomanawanui	5	31	6.2	16t	1			Johnson	4	44	11.0	35	0		
Watson	4	59	14.8	25	0			Moncrief	4	34	8.5	12	1		
Snead	3	25	8.3	11	0			Fleener	3	47	15.7	27	0		
Ingram	2	5	2.5	10	0			Allen	1	10	10.0	10	0		
Coleman	1	24	24.0	24	0			Dorsett	1	8	8.0	8	0		
Colston	1	20	20.0	20	0			Bradshaw	1	8	8.0	8	0		
Robinson	1	3	3.0	3	0										
<b>Total</b>	<b>29</b>	<b>280</b>	<b>9.7</b>	<b>47</b>	<b>1</b>			<b>Total</b>	<b>23</b>	<b>333</b>	<b>14.5</b>	<b>87t</b>	<b>3</b>		
INT	NO	YDS	AVG	LG	TD			INT	NO	YDS	AVG	LG	TD		
Wilson	1	20	20.0	20	0			Davis	1	0	0.0	0	0		
Anthony	1	5	5.0	5	0										
<b>Total</b>	<b>2</b>	<b>25</b>	<b>12.5</b>	<b>20</b>	<b>0</b>			<b>Total</b>	<b>1</b>	<b>0</b>	<b>0.0</b>	<b>0</b>	<b>0</b>		
PUNTING	NO	YDS	AVG	TB	I20	LG		PUNTING	NO	YDS	AVG	TB	I20	LG	
Morstead	10	487	48.7	1	5	58		McAfee	10	517	51.7	1	1	61	
<b>Total</b>	<b>10</b>	<b>487</b>	<b>48.7</b>	<b>1</b>	<b>5</b>	<b>58</b>		<b>Total</b>	<b>10</b>	<b>517</b>	<b>51.7</b>	<b>1</b>	<b>1</b>	<b>61</b>	
PT RET	NO	YDS	AVG	FC	LG	TD		PT RET	NO	YDS	AVG	FC	LG	TD	
Murphy	8	44	5.5	0	13	0		Whalen	5	38	7.6	2	22	0	
<b>Total</b>	<b>8</b>	<b>44</b>	<b>5.5</b>	<b>0</b>	<b>13</b>	<b>0</b>		<b>Total</b>	<b>5</b>	<b>38</b>	<b>7.6</b>	<b>2</b>	<b>22</b>	<b>0</b>	
KO RET	NO	YDS	AVG	FC	LG	TD		KO RET	NO	YDS	AVG	FC	LG	TD	
	0	0	0.0	0	0	0		Whalen	4	91	22.8	0	30	0	
<b>Total</b>	<b>0</b>	<b>0</b>	<b>0.0</b>	<b>0</b>	<b>0</b>	<b>0</b>		<b>Total</b>	<b>4</b>	<b>91</b>	<b>22.8</b>	<b>0</b>	<b>30</b>	<b>0</b>	

TEAM STATISTICS	NO	IND	TEAM STATISTICS	NO	IND
TOTAL FIRST DOWNS	22	15	FGs-PATs HAD BLOCKED	0-0	0-0
By Rushing	9	3	Net Punting Avg.	42.9	45.3
By Passing	12	10	TOTAL RETURN YARDAGE	69	38
By Penalty	1	2	No. and Yards Punt Returns	8-44	5-38
3rd DOWN EFFICIENCY	7-20-35%	3-13-23%	No. and Yards Kickoff Returns	0-0	4-91
4th DOWN EFFICIENCY	1-1-100%	0-0-0%	No. and Yards Interception Returns	2-25	1-0
TOTAL NET YARDS	449	376	PENALTIES: No.-Yds.	12-100	7-42
Total Plays	83	61	FUMBLES: No.-Lost	1-0	3-1
Avg. Per Play	5.4	6.2	TOUCHDOWNS	4	3
NET YARDS RUSHING	183	75	Rushing	3	0
Total Rushes	36	13	Passing	1	3
Avg. Per Play	5.1	5.8	EXTRA POINTS: Made-Att.	3-4	3-3
Tackles For Loss-Yards	3-7	0-0	Kicking: Made-Att.	3-4	3-3
NET YARDS PASSING	266	301	FIELD GOALS: Made-Att.	0-0	0-0
Sacked-Yards Lost	2-14	4-32	RED ZONE EFFICIENCY	4-5-80%	1-2-50%
Gross Yards	280	333	GOAL-TO-GO EFFICIENCY	2-3-67%	0-0-0%
PASSING: Att.-Comp.-INT	45-29-1	44-23-2	SAFETIES	0	0
Avg. Per Play	5.7	6.3	FINAL SCORE	27	21
KICKOFFS: No.-In EZ-Touchbacks	5-3-1	4-3-3	TIME OF POSSESSION	38:23	21:37
PUNTS: No.-Avg.	10-48.7	10-51.7			
Had Blocked	0	0			

# 2015 GAME BY GAME REVIEW



OWNERSHIP • FOOTBALL • ADMINISTRATION • RECORDS • HISTORY



GAME

8

VS.



## NEW YORK GIANTS

SAINTS: 52 GIANTS: 49  
 MERCEDES-BENZ SUPERDOME  
 NEW ORLEANS, LA. - 11/1/15  
 ATTENDANCE: 73,019  
 TIME: 3:33

## GAME NOTES

The Saints outgained the Giants in total net yardage (608-416) and first downs (35-28).

TE Benjamin Watson led all players in receiving with nine receptions for 147 yards with one touchdown.

WR Marques Colston tied the club record with his 28th career 100-yard game.

QB Drew Brees was named NFC Offensive Player of the Week as he tied the single-game NFL record with seven touchdown passes.

Riding the right arm of a historic performance by QB **Drew Brees** as well as the clutch foot of K **Kai Forbath**, who kicked a 50-yard field goal as time expired, the Saints extended their season-best winning streak to three games, and evened their record at 4-4.

Brees completed 39 of 50 passes for 505 yards with seven TDs, as he tied the NFL single-game record for scoring throws. His top targets were TE **Benjamin Watson** and WR **Marques Colston**. Watson had a game-high nine receptions for a game-high and career-high 147 yards with one TD. Colston recorded eight grabs for 114 yards with a 53-yard TD, as he moved into a tie

for the all-time team lead with 28 career 100-yard receiving games.

The contest featured 11 lead changes, with New Orleans falling behind 49-42 with 7:11 left in the game when Giants CB **Trumaine McBride** returned an interception 63 yards for a touchdown. When the Saints returned to the field, Brees engineered a 14-play, 80-yard drive that ended with a nine-yard scoring pass to RB **C.J. Spiller** with 36 seconds left. The Saints got the Giants off the field in three downs and forced them to punt and on the return, P **Brad Wing** was assessed a facemask penalty that moved the ball to the Giants 32 to set up the game-winning field goal.

## SAINTS-GIANTS GAME SUMMARY

New York Giants	7	14	7	21	-	49
New Orleans Saints	14	14	14	10	-	52

Team	Qtr	Time	Play Description (Extra Point)	(Drive Info)	V-H
NYG	1	9:39	Beckham Jr. 2 pass from Manning (Brown kick)	(10-60, 4:01)	7-0
NO	1	7:36	Snead 34 pass from Brees (Forbath kick)	(6-80, 2:03)	7-7
NO	1	2:24	Cooks 26 pass from Brees (Forbath kick)	(5-96, 3:03)	7-14
NYG	2	13:31	Beckham Jr. 1 pass from Manning (Brown kick)	(9-79, 3:53)	14-14
NO	2	11:05	Colston 53 pass from Brees (Forbath kick)	(5-80, 2:26)	14-21
NO	2	1:46	Snead 2 pass from Brees (Forbath kick)	(14-60, 7:07)	14-28
NYG	2	0:02	Vereen 2 pass from Manning (Brown kick)	(10-80, 1:44)	21-28
NYG	3	12:58	Beckham Jr. 50 pass from Manning (Brown kick)	(4-65, 2:02)	28-28
NO	3	10:09	Cooks 21 pass from Brees (Forbath kick)	(8-80, 2:49)	28-35
NO	3	0:29	Watson 20 pass from Brees (Forbath kick)	(9-80, 3:46)	28-42
NYG	4	12:15	Harris 9 pass from Manning (Brown kick)	(11-80, 3:14)	35-42
NYG	4	9:30	Harris 20 pass from Manning (Brown kick)	(3-65, 1:01)	42-42
NYG	4	7:11	McBride 63 interception return (Brown kick)		49-42
NO	4	0:36	Spiller 9 pass from Brees (Forbath kick)	(14-80, 6:35)	49-49
NO	4	0:00	Forbath 50 FG (1-0, 0:05)		49-52

**FIELD GOALS (made () and missed)**

NYG: None

NO: Forbath (50)

# 2015 GAME BY GAME REVIEW



HISTORY • RECORDS • ADMINISTRATION • FOOTBALL • OWNERSHIP

8

## VS. NEW YORK GIANTS

NEW YORK GIANTS							NEW ORLEANS SAINTS								
RUSHING	ATT	YDS	AVG	LG	TD		RUSHING	ATT	YDS	AVG	LG	TD			
Jennings	10	54	5.4	17	0		Ingram	16	80	5.0	16	0			
Darkwa	4	23	5.8	17	0		Spiller	4	21	5.3	11	0			
Williams	5	7	1.4	4	0		Robinson	4	4	1.0	3	0			
Vereen	2	3	1.5	7	0		Brees	1	1	1.0	1	0			
							Cooks	1	-3	-3.0	-3	0			
<b>Total</b>	<b>21</b>	<b>87</b>	<b>4.1</b>	<b>17</b>	<b>0</b>		<b>Total</b>	<b>26</b>	<b>103</b>	<b>4.0</b>	<b>16</b>	<b>0</b>			
PASSING	ATT	CMP	YDS	SK/YD	TD	LG	INT	PASSING	ATT	CMP	YDS	SK/YD	TD	LG	INT
Manning	41	30	350	3/21	6	50t	0	Brees	50	39	505	0/0	7	53t	2
<b>Total</b>	<b>41</b>	<b>30</b>	<b>350</b>	<b>3/21</b>	<b>6</b>	<b>50t</b>	<b>0</b>	<b>Total</b>	<b>50</b>	<b>39</b>	<b>505</b>	<b>0/0</b>	<b>7</b>	<b>53t</b>	<b>2</b>
RECEIVING	NO	YDS	AVG	LG	TD			RECEIVING	NO	YDS	AVG	LG	TD		
Beckham Jr.	8	130	16.3	50t	3			Watson	9	147	16.3	46	1		
Vereen	8	60	7.5	24	1			Colston	8	114	14.3	53t	1		
Randle	5	55	11.0	19	0			Cooks	6	88	14.7	26t	2		
Harris	3	37	12.3	20t	2			Snead	6	70	11.7	34t	2		
Jennings	2	31	15.5	25	0			Ingram	4	39	9.8	17	0		
Tye	2	7	3.5	7	0			Spiller	2	15	7.5	9t	1		
Donnell	1	22	22.0	22	0			Robinson	2	13	6.5	8	0		
White	1	8	8.0	8	0			Coleman	1	14	14.0	14	0		
								Hill	1	5	5.0	5	0		
<b>Total</b>	<b>30</b>	<b>350</b>	<b>11.7</b>	<b>50t</b>	<b>6</b>			<b>Total</b>	<b>39</b>	<b>505</b>	<b>12.9</b>	<b>53t</b>	<b>7</b>		
INT	NO	YDS	AVG	LG	TD			INT	NO	YDS	AVG	LG	TD		
McBride	1	63	63.0	63t	1										
Rodgers-Cromartie	1	2	2.0	2	0										
<b>Total</b>	<b>2</b>	<b>65</b>	<b>32.5</b>	<b>63</b>	<b>1</b>			<b>Total</b>	<b>0</b>	<b>0</b>	<b>0.0</b>	<b>0</b>	<b>0</b>		
PUNTING	NO	YDS	AVG	TB	I20	LG		PUNTING	NO	YDS	AVG	TB	I20	LG	
Wing	4	212	53.0	1	1	62		Morstead	2	95	47.5	0	0	48	
<b>Total</b>	<b>4</b>	<b>212</b>	<b>53.0</b>	<b>1</b>	<b>1</b>	<b>62</b>		<b>Total</b>	<b>2</b>	<b>95</b>	<b>47.5</b>	<b>0</b>	<b>0</b>	<b>48</b>	
PT RET	NO	YDS	AVG	FC	LG	TD		PT RET	NO	YDS	AVG	FC	LG	TD	
Harris	1	13	13.0	0	13	0		Murphy	2	30	15.0	0	24	0	
<b>Total</b>	<b>1</b>	<b>13</b>	<b>13.0</b>	<b>0</b>	<b>13</b>	<b>0</b>		<b>Total</b>	<b>2</b>	<b>30</b>	<b>15.0</b>	<b>0</b>	<b>24</b>	<b>0</b>	
KO RET	NO	YDS	AVG	FC	LG	TD		KO RET	NO	YDS	AVG	FC	LG	TD	
Harris	3	87	29.0	0	33	0		Murphy	1	23	23.0	0	23	0	
Vereen	2	82	41.0	0	46	0		Hoomanawanui	1	3	3.0	0	3	0	
<b>Total</b>	<b>5</b>	<b>169</b>	<b>33.8</b>	<b>0</b>	<b>46</b>	<b>0</b>		<b>Total</b>	<b>2</b>	<b>26</b>	<b>13.0</b>	<b>0</b>	<b>23</b>	<b>0</b>	

TEAM STATISTICS	NYG	NO	TEAM STATISTICS	NYG	NO
TOTAL FIRST DOWNS	28	35	FGs-PATs HAD BLOCKED	0-0	0-0
By Rushing	5	10	Net Punting Avg.	40.5	41.0
By Passing	16	24	TOTAL RETURN YARDAGE	78	30
By Penalty	7	1	No. and Yards Punt Returns	1-13	2-30
3rd DOWN EFFICIENCY	1-8-13%	7-11-64%	No. and Yards Kickoff Returns	5-169	2-26
4th DOWN EFFICIENCY	2-2-100%	1-1-100%	No. and Yards Interception Returns	2-65	0-0
TOTAL NET YARDS	416	608	PENALTIES: No.-Yds.	6-53	12-93
Total Plays	65	76	FUMBLES: No.-Lost	2-1	1-0
Avg. Per Play	6.4	8.0	TOUCHDOWNS	7	7
NET YARDS RUSHING	87	103	Rushing	0	0
Total Rushes	21	26	Passing	6	7
Avg. Per Play	4.1	4.0	Interceptions	1	0
Tackles For Loss-Yards	2-5	4-8	EXTRA POINTS: Made-Att.	7-7	7-7
NET YARDS PASSING	329	505	Kicking: Made-Att.	7-7	7-7
Sacked-Yards Lost	3-21	0-0	FIELD GOALS: Made-Att.	0-0	1-1
Gross Yards	350	505	RED ZONE EFFICIENCY	4-4-100%	2-2-100%
PASSING: Att.-Comp.-INT	41-30-0	50-39-2	GOAL-TO-GO EFFICIENCY	3-3-100%	1-1-100%
Avg. Per Play	7.5	10.1	SAFETIES	0	0
KICKOFFS: No.-In EZ-Touchbacks	8-7-6	8-8-3	FINAL SCORE	49	52
PUNTS: No.-Avg.	4-53.0	2-47.5	TIME OF POSSESSION	25:05	34:55
Had Blocked	0	0			

# 2015 GAME BY GAME REVIEW



GAME

9

VS.



## TENNESSEE

TITANS: 34 SAINTS: 28  
 MERCEDES-BENZ SUPERDOME  
 NEW ORLEANS, LA. - 11/8/15  
 ATTENDANCE: 73,075  
 TIME: 3:19

## GAME NOTES

It marked the second straight season that New Orleans had two of their home contests go to overtime. Their all-time overtime record dropped to 13-15.

QB Drew Brees completed 28-of-39 passes for 387 yards and three touchdown throws.

S Kenny Vaccaro led the team with 13 tackles (nine solo).

WR Brandin Cooks had four receptions for 71 yards with a 38-yard touchdown.

Tennessee QB **Marcus Mariota**'s five-yard TD pass to TE **Anthony Fasano** in overtime dropped the Saints to 4-5 and ended a three-game winning streak for New Orleans.

Mariota's throw capped a nine-play, 80-yard drive to start overtime for the Titans in their first game under Interim Head Coach **Mike Mularkey**. After winning the coin flip, the Titans started at their 20. Nine plays later, Mariota tossed the game-winner. After the Titans tied the score in regulation with 7:06 remaining, the Saints failed to score on two final opportunities, including a late 46-yard field goal attempt by K **Kai Forbath** that was blocked by Tennessee LB **Brian Orakpo**.

The Saints took a 21-17 lead into halftime, but in the third quarter, Titans K **Ryan Succop** booted a 29-yard field goal and on New Orleans' subsequent possession, QB **Drew Brees** was intercepted in the end zone by Tennessee CB **B.W. Webb**.

However, early in the fourth quarter, New Orleans took advantage of a roughing the passer penalty and two unsportsmanlike fouls assessed to Orakpo following a sack of Brees and the signal-caller tossed a one-yard touchdown to TE **Michael Hoomanawanui**.

On the ensuing kickoff, a costly unnecessary roughness penalty assessed gave the Titans starting field position at their 43. Two plays after a roughing the passer penalty assessed to CB **Kyle Wilson**, Mariota completed an eight-yard touchdown to WR **Justin Hunter** and then found TE **De-lanie Walker** for the successful two-point conversion to tie the score with 7:06 remaining. Mariota completed 28-of-39 for 371 yards and four touchdowns. RB **Antonio Andrews** led the Titans with 88 yards on 19 carries as Tennessee had 112 yards on the ground to the Saints' 61.

## SAINTS-TITANS GAME SUMMARY

Tennessee Titans	10	7	3	8	6	34
New Orleans Saints	14	7	0	7	0	28

Team	Qtr	Time	Play Description (Extra Point)	(Drive Info)	V-H
NO	1	9:46	Hill 10 pass from Brees (Forbath kick)	(7-72, 3:50)	0-7
TEN	1	6:58	Succop 51 FG (4-9, 1:43)		3-7
NO	1	3:44	Cooks 38 pass from Brees (Forbath kick)	(8-80, 3:14)	3-14
TEN	1	1:00	Walker 61 pass from Mariota (Succop kick)	(4-75, 2:44)	10-14
NO	2	11:01	Brees 1 run (Forbath kick)	(10-79, 4:59)	10-21
TEN	2	8:08	Walker 2 pass from Mariota (Succop kick)	(5-77, 2:53)	17-21
TEN	3	7:17	Succop 29 FG (11-56, 5:39)		20-21
NO	4	11:32	Hoomanawanui 1 pass from Brees (Forbath kick)	(13-62, 5:57)	20-28
TEN	4	7:06	Hunter 8 pass from Mariota (Mariota-Walker pass)	(8-57, 4:26)	28-28
TEN	OT	9:50	Fasano 5 pass from Mariota (9-80, 5:10)		34-28

### FIELD GOALS (made () and missed)

TEN: Succop (51) (29) 55CR

NO: Forbath 46B

# 2015 GAME BY GAME REVIEW



HISTORY • RECORDS • ADMINISTRATION • FOOTBALL • OWNERSHIP

9

## VS. TENNESSEE

TENNESSEE TITANS							NEW ORLEANS SAINTS								
RUSHING	ATT	YDS	AVG	LG	TD		RUSHING	ATT	YDS	AVG	LG	TD			
Andrews	19	88	4.6	38	0		Ingram	22	54	2.5	12	0			
McCluster	8	19	2.4	5	0		Spiller	2	8	4.0	5	0			
Mariota	1	5	5.0	5	0		Brees	3	-1	-0.3	1t	1			
<b>Total</b>	<b>28</b>	<b>112</b>	<b>4.0</b>	<b>38</b>	<b>0</b>		<b>Total</b>	<b>27</b>	<b>61</b>	<b>2.3</b>	<b>12</b>	<b>1</b>			
PASSING	ATT	CMP	YDS	SK/YD	TD	LG	INT	PASSING	ATT	CMP	YDS	SK/YD	TD	LG	INT
Mariota	39	28	371	0/0	4	61	0	Brees	39	28	387	4/32	3	38t	1
<b>Total</b>	<b>39</b>	<b>28</b>	<b>371</b>	<b>0/0</b>	<b>4</b>	<b>61</b>	<b>0</b>	<b>Total</b>	<b>39</b>	<b>28</b>	<b>387</b>	<b>4/32</b>	<b>3</b>	<b>38t</b>	<b>1</b>
RECEIVING	NO	YDS	AVG	LG	TD		RECEIVING	NO	YDS	AVG	LG	TD			
Walker	7	95	13.6	61t	2		Snead	6	95	15.8	32	0			
Green-Beckham	5	77	15.4	20	0		Watson	5	60	12.0	19	0			
Douglas	5	73	14.6	30	0		Cooks	4	71	17.8	38t	1			
Fasano	3	33	11.0	23	1		Ingram	4	42	10.5	14	0			
Hunter	3	17	5.7	8t	1		Colston	3	37	12.3	16	0			
McCluster	2	28	14.0	21	0		Coleman	2	58	29.0	30	0			
Stevens	2	25	12.5	24	0		Hill	2	21	10.5	11	1			
Andrews	1	23	23.0	23	0		Spiller	1	2	2.0	2	0			
							Hoomanawanui	1	1	1.0	1t	1			
<b>Total</b>	<b>28</b>	<b>371</b>	<b>13.3</b>	<b>61t</b>	<b>4</b>		<b>Total</b>	<b>28</b>	<b>387</b>	<b>13.8</b>	<b>38t</b>	<b>3</b>			
INT	NO	YDS	AVG	LG	TD		INT	NO	YDS	AVG	LG	TD			
Webb	1	0	0.0	0	0			0	0	0.0	0	0			
<b>Total</b>	<b>1</b>	<b>0</b>	<b>0.0</b>	<b>0</b>	<b>0</b>		<b>Total</b>	<b>0</b>	<b>0</b>	<b>0.0</b>	<b>0</b>	<b>0</b>			
PUNTING	NO	YDS	AVG	TB	I20	LG	PUNTING	NO	YDS	AVG	TB	I20	LG		
Kern	5	253	50.6	0	2	56	Morstead	4	183	45.8	0	2	49		
<b>Total</b>	<b>5</b>	<b>253</b>	<b>50.6</b>	<b>0</b>	<b>2</b>	<b>56</b>	<b>Total</b>	<b>4</b>	<b>183</b>	<b>45.8</b>	<b>0</b>	<b>2</b>	<b>49</b>		
PT RET	NO	YDS	AVG	FC	LG	TD	PT RET	NO	YDS	AVG	FC	LG	TD		
McCluster	2	12	6.0	1	7	0	Murphy	3	21	7.0	1	11	0		
<b>Total</b>	<b>2</b>	<b>12</b>	<b>6.0</b>	<b>1</b>	<b>7</b>	<b>0</b>	<b>Total</b>	<b>3</b>	<b>21</b>	<b>7.0</b>	<b>1</b>	<b>11</b>	<b>0</b>		
KO RET	NO	YDS	AVG	FC	LG	TD	KO RET	NO	YDS	AVG	FC	LG	TD		
McCluster	4	96	24.0	0	32	0	Murphy	3	82	27.3	0	35	0		
<b>Total</b>	<b>4</b>	<b>96</b>	<b>24.0</b>	<b>0</b>	<b>32</b>	<b>0</b>	<b>Total</b>	<b>3</b>	<b>82</b>	<b>27.3</b>	<b>0</b>	<b>35</b>	<b>0</b>		

TEAM STATISTICS	TEN	NO	TEAM STATISTICS	TEN	NO
TOTAL FIRST DOWNS	25	30	FGS-PATs HAD BLOCKED	0-0	1-0
By Rushing	3	5	Net Punting Avg.	46.4	42.8
By Passing	19	18	TOTAL RETURN YARDAGE	12	21
By Penalty	3	7	No. and Yards Punt Returns	2-12	3-21
3rd DOWN EFFICIENCY	5-13-38%	6-11-55%	No. and Yards Kickoff Returns	4-96	3-82
4th DOWN EFFICIENCY	0-0-0%	0-0-0%	No. and Yards Interception Returns	1-0	0-0
TOTAL NET YARDS	483	416	PENALTIES: No.-Yds.	9-66	8-75
Total Plays	67	70	FUMBLES: No.-Lost	2-1	1-1
Avg. Per Play	7.2	5.9	TOUCHDOWNS	4	4
NET YARDS RUSHING	112	61	Rushing	0	1
Total Rushes	28	27	Passing	4	3
Avg. Per Play	4.0	2.3	EXTRA POINTS: Made-Att.	3-3	4-4
Tackles For Loss-Yards	4-4	1-1	Kicking: Made-Att.	2-2	4-4
NET YARDS PASSING	371	355	Passing: Made-Att.	1-1	0-0
Sacked-Yards Lost	0-0	4-32	FIELD GOALS: Made-Att.	2-3	0-1
Gross Yards	371	387	RED ZONE EFFICIENCY	3-5-60%	3-4-75%
PASSING: Att.-Comp.-INT	39-28-0	39-28-1	GOAL-TO-GO EFFICIENCY	3-3-100%	2-2-100%
Avg. Per Play	9.5	8.3	SAFETIES	0	0
KICKOFFS: No.-In EZ-Touchbacks	6-6-3	6-6-2	FINAL SCORE	34	28
PUNTS: No.-Avg.	5-50.6	4-45.8	TIME OF POSSESSION	32:21	32:49
Had Blocked	0	0			

# 2015 GAME BY GAME REVIEW



GAME  
**10**  
AT



## WASHINGTON

REDSKINS: 47    SAINTS: 14  
FedExFIELD  
LANDOVER, MD. - 11/15/15  
ATTENDANCE: 75,086  
TIME: 2:52

## GAME NOTES

With two touchdown throws to WR Brandin Cooks, QB Drew Brees had thrown a touchdown in 45 consecutive games, the fifth longest in National Football League history and a streak that would end in the following game.

Cooks' two touchdown grabs—of four and 60 yards—tied a career-high.

DE Obum Gwacham set a career-high with a club-best 1.5 sacks, while S Jairus Byrd also added a quarterback takedown.

QB **Kirk Cousins** threw four TD passes and Washington scored 33 consecutive points to break a 14-14 tie in the second quarter.

New Orleans hung with Washington for the first 25 minutes of the contest on the strength of a pair of touchdown connections between QB **Drew Brees** and WR **Brandin Cooks**, the second a dynamic 60-yard pass play, that was the longest scoring grab of the second-year wideout's career to date.

Less than a minute after the second Brees-Cooks connection, Cousins connected with RB **Matt Jones** on a pass that resulted in a 78-yard touchdown and gave the Redskins the lead back. K **Dustin Hopkins** then drilled a pair of field goals to give Washington a 27-14 lead going into halftime.

Hopkins gave the Redskins a 30-14 lead when he booted a 40-yard field goal with 4:38 left in the third quarter. Following a three-and-out by the New Orleans offense, Cousins took the Redskins on a six-play, 44-yard drive, capped by a TE **Josh Reed** scoring grab for a 37-14 lead.

Early in the fourth quarter, a Brees pass intended for WR **Marques Colston** was intercepted by Washington S **Dashon Goldson** and returned 35 yards for a touchdown. Following a series where New Orleans turned the ball back over on four downs, Hopkins drilled a 22-yard FG, his fourth successful kick of the contest. Subsequently, Redskins LB **Perry Riley, Jr.** picked off a second Brees pass as Washington successfully held New Orleans scoreless for the final two quarters.

## SAINTS-REDSKINS GAME SUMMARY

New Orleans Saints	7	7	0	0	-	14
Washington Redskins	14	13	10	10	-	47

Team	Qtr	Time	Play Description (Extra Point)	(Drive Info)	V-H
WAS	1	8:14	Reed 16 pass from Cousins (Hopkins kick)	(10-96, 6:46)	0-7
NO	1	5:52	Cooks 4 pass from Brees (Forbath kick)	(5-83, 2:22)	7-7
WAS	1	0:58	Crowder 11 pass from Cousins (Hopkins kick)	(8-80, 4:54)	7-14
NO	2	10:44	Cooks 60 pass from Brees (Forbath kick)	(3-83, 1:23)	14-14
WAS	2	9:52	Jones 78 pass from Cousins (Hopkins kick)	(2-80, 0:52)	14-21
WAS	2	3:18	Hopkins 35 FG	(7-67, 3:54)	14-24
WAS	2	0:00	Hopkins 23 FG	(8-64, 1:42)	14-27
WAS	3	4:38	Hopkins 40 FG	(8-47, 4:15)	14-30
WAS	3	0:11	Reed 8 pass from Cousins (Hopkins kick)	(6-44, 3:10)	14-37
WAS	4	14:18	Goldson 35 interception return	(Hopkins kick)	14-44
WAS	4	9:33	Hopkins 22 FG	(6-18, 3:49)	14-47

### FIELD GOALS (made (I) and missed)

NO: None

WAS: Hopkins (31) (23) (40) (22)



# 2015 GAME BY GAME REVIEW

10

@ WASHINGTON



HISTORY • RECORDS • ADMINISTRATION • FOOTBALL • OWNERSHIP

NEW ORLEANS SAINTS							WASHINGTON REDSKINS								
<b>RUSHING</b>	ATT	YDS	AVG	LG	TD		<b>RUSHING</b>	ATT	YDS	AVG	LG	TD			
Ingram	5	77	15.4	70	0		Morris	15	92	6.1	28	0			
Hightower	11	46	4.2	9	0		Jones	11	56	5.1	20	0			
Spiller	8	24	3.0	7	0		Thompson	2	54	27.0	38	0			
Cooks	1	11	11.0	11	0		Young	3	7	2.3	5	0			
<b>Total</b>	<b>25</b>	<b>158</b>	<b>6.3</b>	<b>70</b>	<b>0</b>		<b>Total</b>	<b>31</b>	<b>209</b>	<b>6.7</b>	<b>38</b>	<b>0</b>			
<b>PASSING</b>	ATT	CMP	YDS	SK/YD	TD	LG	INT	<b>PASSING</b>	ATT	CMP	YDS	SK/YD	TD	LG	INT
Brees	28	19	209	2/17	2	60t	2	Cousins	25	20	324	3/23	4	78t	0
<b>Total</b>	<b>28</b>	<b>19</b>	<b>209</b>	<b>2/17</b>	<b>2</b>	<b>60t</b>	<b>2</b>	<b>Total</b>	<b>25</b>	<b>20</b>	<b>324</b>	<b>3/23</b>	<b>4</b>	<b>78t</b>	<b>0</b>
<b>RECEIVING</b>	NO	YDS	AVG	LG	TD			<b>RECEIVING</b>	NO	YDS	AVG	LG	TD		
Cooks	5	98	19.6	60t	2			Crowder	4	60	15.0	31	1		
Colston	3	22	7.3	10	0			Jones	3	131	43.7	78t	1		
Ingram	3	21	7.0	12	0			Reed	3	29	9.7	16t	2		
Watson	3	19	6.3	8	0			Morris	3	14	4.7	7	0		
Graham	2	25	12.5	18	0			Jackson	2	44	22.0	42	0		
Spiller	2	10	5.0	7	0			Garcon	2	10	5.0	7	0		
Coleman	1	14	14.0	14	0			Thompson	1	23	23.0	23	0		
								Carrier	1	14	14.0	14	0		
<b>Total</b>	<b>19</b>	<b>209</b>	<b>11.0</b>	<b>60t</b>	<b>2</b>			<b>Total</b>	<b>20</b>	<b>324</b>	<b>16.2</b>	<b>78t</b>	<b>4</b>		
<b>INT</b>	NO	YDS	AVG	LG	TD			<b>INT</b>	NO	YDS	AVG	LG	TD		
								Goldson	1	35	35.0	35t	1		
<b>Total</b>	<b>0</b>	<b>0</b>	<b>0.0</b>	<b>0</b>	<b>0</b>			Riley	1	0	0.0	0	0		
								<b>Total</b>	<b>2</b>	<b>35</b>	<b>17.5</b>	<b>35t</b>	<b>0</b>		
<b>PUNTING</b>	NO	YDS	AVG	TB	I20	LG		<b>PUNTING</b>	NO	YDS	AVG	TB	I20	LG	
Morstead	4	189	47.3	0	0	54		Way	2	87	43.5	0	1	56	
<b>Total</b>	<b>4</b>	<b>189</b>	<b>47.3</b>	<b>0</b>	<b>0</b>	<b>54</b>		<b>Total</b>	<b>2</b>	<b>87</b>	<b>43.5</b>	<b>0</b>	<b>1</b>	<b>56</b>	
<b>PT RET</b>	NO	YDS	AVG	FC	LG	TD		<b>PT RET</b>	NO	YDS	AVG	FC	LG	TD	
Murphy	1	10	10.0	0	10	0		Crowder	4	26	6.5	0	11	0	
Byrd	0	0	0.0	1	0	0		<b>Total</b>	<b>4</b>	<b>26</b>	<b>6.5</b>	<b>0</b>	<b>11</b>	<b>0</b>	
<b>Total</b>	<b>1</b>	<b>10</b>	<b>10.0</b>	<b>1</b>	<b>10</b>	<b>0</b>									
<b>KO RET</b>	NO	YDS	AVG	FC	LG	TD		<b>KO RET</b>	NO	YDS	AVG	FC	LG	TD	
Spiller	3	59	19.7	0	22	0		Ross	2	29	14.5	0	21	0	
<b>Total</b>	<b>3</b>	<b>59</b>	<b>19.7</b>	<b>0</b>	<b>22</b>	<b>0</b>		<b>Total</b>	<b>2</b>	<b>29</b>	<b>14.5</b>	<b>0</b>	<b>21</b>	<b>0</b>	

TEAM STATISTICS	NO	WAS	TEAM STATISTICS	NO	WAS
TOTAL FIRST DOWNS	16	23	FGs-PATs HAD BLOCKED	0-0	0-0
By Rushing	6	9	Net Punting Avg.	40.8	38.5
By Passing	10	12	TOTAL RETURN YARDAGE	10	61
By Penalty	0	2	No. and Yards Punt Returns	1-10	4-26
3rd DOWN EFFICIENCY	4-11-36%	6-11-55%	No. and Yards Kickoff Returns	3-59	2-29
4th DOWN EFFICIENCY	0-2-0%	0-0-0%	No. and Yards Interception Returns	0-0	2-35
TOTAL NET YARDS	350	510	PENALTIES: No.-Yds.	7-50	5-26
Total Plays	55	59	FUMBLES: No.-Lost	1-0	3-0
Avg. Per Play	6.4	8.6	TOUCHDOWNS	2	5
NET YARDS RUSHING	158	209	Rushing	0	0
Total Rushes	25	31	Passing	2	4
Avg. Per Play	6.3	6.7	Interceptions	0	1
Tackles For Loss-Yards	3-5	0-0	EXTRA POINTS: Made-Att.	2-2	5-5
NET YARDS PASSING	192	301	Kicking: Made-Att.	2-2	5-5
Sacked-Yards Lost	2-17	3-23	FIELD GOALS: Made-Att.	0-0	4-4
Gross Yards	209	324	RED ZONE EFFICIENCY	1-1-100%	3-6-50%
PASSING: Att.-Comp.-INT	28-19-2	25-20-0	GOAL-TO-GO EFFICIENCY	1-1-100%	0-1-0%
Avg. Per Play	6.4	10.8	SAFETIES	0	0
KICKOFFS: No.-In EZ-Touchbacks	3-3-1	9-8-6	FINAL SCORE	14	47
PUNTS: No.-Avg.	4-47.3	3-43.5	TIME OF POSSESSION	26:26	33:34
Had Blocked	0	0			



GAME  
**11**  
AT



## HOUSTON

TEXANS: 24 SAINTS: 6  
NRG STADIUM  
HOUSTON, TEXAS - 11/29/15  
ATTENDANCE: 71,778  
TIME: 2:50

## GAME NOTES

The loss ended a 155-game streak by New Orleans with at least one touchdown and a 45-game streak by QB Drew Brees with at least one touchdown pass.

One contest after recording a sack, S Jairus Byrd had his first interception in a Saints uniform with a 24-yard runback.

In Dennis Allen's debut as defensive coordinator, the New Orleans defense held the Texans to 195 net yards passing.

New Orleans struggled to put together consistent drives on offense and weren't able to bounce back after falling to an early 14-0 deficit. After struggling on early downs, the Saints offense was unable to overcome that on third down, finishing just three-of-12. The loss put the Saints' record at 4-7.

After New Orleans was forced to punt on their first possession, Houston struck first when QB **Brian Hoyer** found TE **Ryan Griffin** for a 10-yard TD. New Orleans was forced into a three-and-out on their subsequent drive and Hoyer then led the Texans on a seven-play, 50-yard drive that ended on a three-yard touchdown pass from Hoyer to WR **Cecil Shorts III**.

Midway through the second quarter, K **Kai Forbath** put the Saints on the scoreboard with a 30-yard field goal. Late in the first half, Forbath came on to boot a career-long 57-yard field goal and New Orleans went into halftime facing a deficit that was pared to 14-6.

The Texans took command early in the

third quarter, when they struck in only 3:32 and six plays, ending on an eight-yard rushing touchdown by RB **Alfred Blue**. Houston also added a field goal late in the third quarter to take a 24-6 lead that would stand for the remainder of the contest.

The two clubs played a scoreless fourth quarter, as a streak of 155 consecutive games by New Orleans with at least one touchdown, the second-longest streak in NFL record books came to an end. It also ended a 45-game streak by QB **Drew Brees** of throwing at least one touchdown. In a drive that carried over from the third quarter, New Orleans had advanced to the Texans 16-yard line following a 16-yard completion from the signal-caller to TE **Benjamin Watson**, but a pass on second down was picked off by Texans CB **Kareem Jackson** and returned 50 yards. Midway through the fourth quarter, New Orleans had advanced to the Texans six-yard line following an eight-yard completion to WR **Marques Colston** on third down, but a fourth down throw was incomplete.

## SAINTS-TEXANS GAME SUMMARY

New Orleans Saints	0	6	0	0	-	6
Houston Texans	14	0	10	0	-	24

Team	Qtr	Time	Play Description (Extra Point)	(Drive Info)	V-H
HOU	1	6:57	Griffin 10 pass from Hoyer	(Novak kick) (11-70, 6:06)	0-7
HOU	1	1:29	Shorts III 3 pass from Hoyer	(Novak kick) (7-50, 3:29)	0-14
NO	2	6:31	Forbath 30 FG	(6-36, 2:21)	3-14
NO	2	1:12	Forbath 57 FG	(8-41, 1:19)	6-14
HOU	3	11:28	Blue 8 run	(Novak kick) (6-80, 3:32)	6-21
HOU	3	6:05	Novak 34 FG	(8-54, 3:23)	6-24

**FIELD GOALS (made () and missed)**  
NO: Forbath (30) (57)

HOU: Novak (34)

# 2015 GAME BY GAME REVIEW

11

@ HOUSTON



HISTORY • RECORDS • ADMINISTRATION • FOOTBALL • OWNERSHIP

NEW ORLEANS SAINTS							HOUSTON TEXANS								
RUSHING	ATT	YDS	AVG	LG	TD		RUSHING	ATT	YDS	AVG	LG	TD			
Ingram	9	52	5.8	29	0		Blue	16	77	4.8	12	1			
Spiller	1	-2	-2.0	-2	0		Hunt	3	27	9.0	17	0			
							Grimes	7	25	3.6	7	0			
							Polk	6	21	3.5	6	0			
							Shorts III	3	20	6.7	7	0			
							Hoyer	3	-3	-1.0	-1	0			
<b>Total</b>	<b>10</b>	<b>50</b>	<b>5.0</b>	<b>29</b>	<b>0</b>		<b>Total</b>	<b>38</b>	<b>167</b>	<b>4.4</b>	<b>17</b>	<b>1</b>			
PASSING	ATT	CMP	YDS	SK/YD	TD	LG	INT	PASSING	ATT	CMP	YDS	SK/YD	TD	LG	INT
Brees	44	25	228	2/10	0	26	1	Hoyer	27	21	205	1/10	2	37	1
<b>Total</b>	<b>44</b>	<b>25</b>	<b>228</b>	<b>2/10</b>	<b>0</b>	<b>26</b>	<b>1</b>	<b>Total</b>	<b>27</b>	<b>21</b>	<b>205</b>	<b>1/10</b>	<b>2</b>	<b>37</b>	<b>1</b>
RECEIVING	NO	YDS	AVG	LG	TD			RECEIVING	NO	YDS	AVG	LG	TD		
Ingram	6	45	7.5	17	0			Hopkins	5	36	7.2	13	0		
Cooks	5	35	7.0	11	0			Griffin	4	72	18.0	37	1		
Watson	4	53	13.3	26	0			Washington	3	43	14.3	32	0		
Snead	4	50	12.5	24	0			Shorts III	3	18	6.0	8	1		
Colston	3	38	12.7	19	0			Fiedorowicz	2	20	10.0	14	0		
Spiller	2	8	4.0	7	0			Grimes	1	8	8.0	8	0		
Graham	1	-1	-1.0	-1	0			Polk	1	6	6.0	6	0		
								Blue	1	4	4.0	4	0		
								Hunt	1	-2	-2.0	-2	0		
<b>Total</b>	<b>25</b>	<b>228</b>	<b>9.1</b>	<b>26</b>	<b>0</b>			<b>Total</b>	<b>21</b>	<b>205</b>	<b>9.8</b>	<b>37</b>	<b>2</b>		
INT	NO	YDS	AVG	LG	TD			INT	NO	YDS	AVG	LG	TD		
Byrd	1	24	24.0	24	0			Jackson	1	50	50.0	50	0		
<b>Total</b>	<b>1</b>	<b>24</b>	<b>24.0</b>	<b>24</b>	<b>0</b>			<b>Total</b>	<b>1</b>	<b>50</b>	<b>50.0</b>	<b>50</b>	<b>0</b>		
PUNTING	NO	YDS	AVG	TB	I20	LG		PUNTING	NO	YDS	AVG	TB	I20	LG	
Morstead	6	281	46.8	0	2	53		Lechler	4	189	47.3	3	0	51	
<b>Total</b>	<b>6</b>	<b>281</b>	<b>46.8</b>	<b>0</b>	<b>2</b>	<b>53</b>		<b>Total</b>	<b>4</b>	<b>189</b>	<b>47.3</b>	<b>3</b>	<b>0</b>	<b>51</b>	
PT RET	NO	YDS	AVG	FC	LG	TD		PT RET	NO	YDS	AVG	FC	LG	TD	
Murphy	1	12	12.0	0	12	0		Mumphery	4	31	7.8	0	12	0	
<b>Total</b>	<b>1</b>	<b>12</b>	<b>12.0</b>	<b>0</b>	<b>12</b>	<b>0</b>		<b>Total</b>	<b>4</b>	<b>31</b>	<b>7.8</b>	<b>0</b>	<b>12</b>	<b>0</b>	
KO RET	NO	YDS	AVG	FC	LG	TD		KO RET	NO	YDS	AVG	FC	LG	TD	
Spiller	2	40	20.0	0	25	0		Mumphery	2	52	26.0	0	27	0	
<b>Total</b>	<b>2</b>	<b>40</b>	<b>20.0</b>	<b>0</b>	<b>25</b>	<b>0</b>		<b>Total</b>	<b>2</b>	<b>52</b>	<b>26.0</b>	<b>0</b>	<b>27</b>	<b>0</b>	

TEAM STATISTICS	NO	HOU	TEAM STATISTICS	NO	HOU
TOTAL FIRST DOWNS	14	23	FGs-PATs HAD BLOCKED	0-0	0-0
By Rushing	2	9	Net Punting Avg.	41.7	29.3
By Passing	11	11	TOTAL RETURN YARDAGE	36	81
By Penalty	1	3	No. and Yards Punt Returns	1-12	4-31
3rd DOWN EFFICIENCY	3-12-25%	6-13-46%	No. and Yards Kickoff Returns	2-40	2-52
4th DOWN EFFICIENCY	0-1-0%	0-0-0%	No. and Yards Interception Returns	1-24	1-50
TOTAL NET YARDS	268	362	PENALTIES: No.-Yds.	10-82	6-40
Total Plays	56	66	FUMBLES: No.-Lost	1-0	2-0
Avg. Per Play	4.8	5.5	TOUCHDOWNS	0	3
NET YARDS RUSHING	50	167	Rushing	0	1
Total Rushes	10	38	Passing	0	2
Avg. Per Play	5.0	4.4	EXTRA POINTS: Made-Att.	0-0	3-3
Tackles For Loss-Yards	4-6	2-4	Kicking: Made-Att.	0-0	3-3
NET YARDS PASSING	218	195	FIELD GOALS: Made-Att.	2-2	1-1
Sacked-Yards Lost	2-10	1-10	RED ZONE EFFICIENCY	0-3-0%	3-4-75%
Gross Yards	228	205	GOAL-TO-GO EFFICIENCY	0-0-0%	2-2-100%
PASSING: Att.-Comp.-INT	44-25-1	27-21-1	SAFETIES	0	0
Avg. Per Play	4.7	7.0	FINAL SCORE	6	24
KICKOFFS: No.-In EZ-Touchbacks	3-3-1	5-5-3	TIME OF POSSESSION	23:37	36:23
PUNTS: No.-Avg.	6-46.8	4-47.3			
Had Blocked	0	0			

# 2015 GAME BY GAME REVIEW



GAME  
**12**  
VS.



## CAROLINA

**PANTHERS: 41 SAINTS: 38**  
**MERCEDES-BENZ SUPERDOME**  
**NEW ORLEANS, LA. - 12/6/15**  
**ATTENDANCE: 73,097**  
**TIME: 3:21**

## GAME NOTES

**QB Drew Brees** completed 24-of-42 passes for 282 yards with three touchdowns.

**LB Stephone Anthony** had a fumble recovery brought back 31 yards for a touchdown and a defensive two-point conversion.

**Placed on injured reserve (shoulder) following a game where he rushed for a fourth quarter touchdown, RB Mark Ingram finished the season with a team-high and career-high 1,174 total yards from scrimmage.**

Closing out their season series with the Panthers in front of an energized home crowd, New Orleans' frantic chase to drop Carolina from the ranks of the undefeated fell just short as New Orleans dropped to 4-8 after an action-packed 41-38 loss.

New Orleans opened up a 14-0 lead quickly with bright spots on both offense and defense. On their second drive of the game, QB **Drew Brees** took advantage of a short field and found TE **Benjamin Watson** for a 14-yard TD. Two possessions later LB **Stephone Anthony** picked up a fumble and returned it 31 yards for a touchdown, New Orleans' first defensive score since 2012.

On the first play of the second quarter, the Panthers got on the scoreboard when QB **Cam Newton** connected with FB **Mike Tolbert** for a 12-yard TD. Following a late Panther touchdown in the first half, Anthony recovered the blocked PAT attempt

and returned it for a two-point defensive conversion.

Carolina then scored two consecutive touchdowns in the third quarter to jump ahead 27-16 before Brees connected with WR **Brandin Cooks** on a 54-yard TD to put New Orleans within three.

Brees vaulted New Orleans to a 31-27 lead at the start of the fourth quarter with a 24-yard TD to WR **Brandon Coleman** followed by Newton matching the score with a 45-yard TD toss to WR **Ted Ginn, Jr.** on the next possession. Brees recovered from an interception on the next drive and led New Orleans on an eight-play, 88-yard drive that ended with a nine-yard TD run by RB **Mark Ingram**. But Carolina capped the game's scoring when Newton completed a 15-yard TD to WR **Jericho Cotchery** with 1:05 left in the fourth quarter.

## SAINTS-PANTHERS GAME SUMMARY

<b>Carolina Panthers</b>	<b>0</b>	<b>13</b>	<b>14</b>	<b>14</b>	<b>-</b>	<b>41</b>
<b>New Orleans Saints</b>	<b>14</b>	<b>2</b>	<b>8</b>	<b>14</b>	<b>-</b>	<b>38</b>

Team	Qtr	Time	Play Description (Extra Point)	(Drive Info)	V-H
<b>NO</b>	1	8:16	Watson 14 pass from Brees (Forbath kick)	(5-51, 1:56)	0-7
<b>NO</b>	1	4:04	Anthony 31 fumble return (Forbath kick)		0-14
<b>CAR</b>	2	14:55	Tolbert 12 pass from Newton (Gano kick)	(11-80, 4:09)	7-14
<b>CAR</b>	2	1:55	Stewart 5 run (kick blocked)	(11-74, 5:52)	13-14
<b>NO</b>	2	1:55	Anthony defensive two point conversion		13-16
<b>CAR</b>	3	10:21	Ginn 13 pass from Newton (Gano kick)	(9-79, 4:39)	20-16
<b>CAR</b>	3	4:56	Funchess 13 pass from Newton (Gano kick)	(8-60, 4:36)	27-16
<b>NO</b>	3	2:51	Cooks 54 pass from Brees (Ingram run)	(4-77, 2:05)	27-24
<b>NO</b>	4	14:02	Coleman 24 pass from Brees (Forbath kick)	(4-72, 1:35)	27-31
<b>CAR</b>	4	11:54	Ginn 45 pass from Newton (Gano kick)	(4-80, 4:04)	34-31
<b>NO</b>	4	5:21	Ingram 9 run (Forbath kick)	(8-88, 2:0)	34-38
<b>CAR</b>	4	1:05	Cotchery 15 pass from Newton (Gano kick)	(11-75, 4:16)	41-38

**FIELD GOALS (made () and missed)**

**CAR:** None

**NO:** Forbath 38WR

# 2015 GAME BY GAME REVIEW

12

## VS. CAROLINA



HISTORY • RECORDS • ADMINISTRATION • FOOTBALL • OWNERSHIP

CAROLINA PANTHERS							NEW ORLEANS SAINTS								
<b>RUSHING</b>	ATT	YDS	AVG	LG	TD		<b>RUSHING</b>	ATT	YDS	AVG	LG	TD			
Stewart	21	82	3.9	22	1		Ingram	12	56	4.7	14	1			
Newton	10	49	4.9	30	0		Brees	1	12	12.0	12	0			
Tolbert	2	33	16.5	29	0		Hightower	1	2	2.0	2	0			
Whittaker	1	11	11.0	11	0										
<b>Total</b>	<b>34</b>	<b>175</b>	<b>5.1</b>	<b>30</b>	<b>1</b>		<b>Total</b>	<b>14</b>	<b>70</b>	<b>5.0</b>	<b>14</b>	<b>1</b>			
<b>PASSING</b>	ATT	CMP	YDS	SK/YD	TD	LG	INT	<b>PASSING</b>	ATT	CMP	YDS	SK/YD	TD	LG	INT
Newton	41	28	331	1/9	5	45t	1	Brees	42	24	282	2/18	3	54t	1
<b>Total</b>	<b>41</b>	<b>28</b>	<b>331</b>	<b>1/9</b>	<b>5</b>	<b>45t</b>	<b>1</b>	<b>Total</b>	<b>42</b>	<b>24</b>	<b>282</b>	<b>2/18</b>	<b>3</b>	<b>54t</b>	<b>1</b>
<b>RECEIVING</b>	NO	YDS	AVG	LG	TD			<b>RECEIVING</b>	NO	YDS	AVG	LG	TD		
Olsen	9	129	14.3	32	0			Cooks	6	104	17.3	54t	1		
Ginn	5	80	16.0	45t	2			Coleman	4	73	18.3	31	1		
Stewart	3	31	10.3	15	0			Watson	4	38	9.5	14t	1		
Dickson	3	27	9.0	16	0			Ingram	4	23	5.8	11	0		
Cotchery	3	26	8.7	15t	1			Hill	2	11	5.5	7	0		
Tolbert	2	18	9.0	12t	1			Hoomanawanui	1	19	19.0	19	0		
Brown	2	7	3.5	5	0			Colston	1	14	14.0	14	0		
Funchess	1	13	13.0	13t	1			Spiller	1	0	0.0	0	0		
<b>Total</b>	<b>28</b>	<b>331</b>	<b>11.8</b>	<b>45t</b>	<b>5</b>			<b>Total</b>	<b>24</b>	<b>282</b>	<b>11.8</b>	<b>54t</b>	<b>3</b>		
<b>INT</b>	NO	YDS	AVG	LG	TD			<b>INT</b>	NO	YDS	AVG	LG	TD		
Coleman	1	0	0.0	0	0			Breaux	1	22	22.0	22	0		
<b>Total</b>	<b>1</b>	<b>0</b>	<b>0.0</b>	<b>0</b>	<b>0</b>			<b>Total</b>	<b>1</b>	<b>22</b>	<b>22.0</b>	<b>22</b>	<b>0</b>		
<b>PUNTING</b>	NO	YDS	AVG	TB	I20	LG		<b>PUNTING</b>	NO	YDS	AVG	TB	I20	LG	
Nortman	3	114	38.0	0	1	45		Morstead	5	204	40.8	0	2	49	
<b>Total</b>	<b>3</b>	<b>114</b>	<b>38.0</b>	<b>0</b>	<b>1</b>	<b>45</b>		<b>Total</b>	<b>5</b>	<b>204</b>	<b>40.8</b>	<b>0</b>	<b>2</b>	<b>49</b>	
<b>PT RET</b>	NO	YDS	AVG	FC	LG	TD		<b>PT RET</b>	NO	YDS	AVG	FC	LG	TD	
Ginn	0	0	0.0	2	0	0		Murphy	2	7	3.5	0	5	0	
<b>Total</b>	<b>0</b>	<b>0</b>	<b>0.0</b>	<b>2</b>	<b>0</b>	<b>0</b>		Byrd	0	0	0.0	1	0	0	
<b>KO RET</b>	NO	YDS	AVG	FC	LG	TD		<b>KO RET</b>	NO	YDS	AVG	FC	LG	TD	
Whittaker	2	47	23.5	0	24	0		Spiller	1	26	26.0	0	26	0	
<b>Total</b>	<b>2</b>	<b>47</b>	<b>23.5</b>	<b>0</b>	<b>24</b>	<b>0</b>		<b>Total</b>	<b>1</b>	<b>28</b>	<b>28.0</b>	<b>0</b>	<b>26</b>	<b>0</b>	

TEAM STATISTICS	CAR	NO	TEAM STATISTICS	CAR	NO
<b>TOTAL FIRST DOWNS</b>	33	21	<b>FGs-PATs HAD BLOCKED</b>	0-1	0-0
By Rushing	9	5	<b>Net Punting Avg.</b>	35.7	40.8
By Passing	18	13	<b>TOTAL RETURN YARDAGE</b>	0	29
By Penalty	6	3	No. and Yards Punt Returns	0-0	2-7
<b>3rd DOWN EFFICIENCY</b>	3-8-38%	3-10-30%	No. and Yards Kickoff Returns	2-47	1-26
<b>4th DOWN EFFICIENCY</b>	2-2-100%	0-1-0%	No. and Yards Interception Returns	1-0	1-22
<b>TOTAL NET YARDS</b>	497	334	<b>PENALTIES: No.-Yds.</b>	8-87	11-104
Total Plays	76	58	<b>FUMBLES: No.-Lost</b>	2-2	1-0
Avg. Per Play	6.5	5.8	<b>TOUCHDOWNS</b>	6	5
<b>NET YARDS RUSHING</b>	175	70	Rushing	1	1
Total Rushes	34	14	Passing	5	3
Avg. Per Play	5.1	5.0	Fumbles	0	1
Tackles For Loss-Yards	3-10	2-4	<b>EXTRA POINTS: Made-Att.</b>	5-6	5-5
<b>NET YARDS PASSING</b>	322	264	Kicking: Made-Att.	5-6	4-4
Sacked-Yards Lost	1-9	2-18	Passing: Made-Att.	0-0	1-1
Gross Yards	331	282	<b>FIELD GOALS: Made-Att.</b>	0-0	0-1
<b>PASSING: Att.-Comp.-INT</b>	41-28-1	42-24-1	<b>RED ZONE EFFICIENCY</b>	5-6-83%	2-2-100%
Avg. Per Play	7.7	6.0	<b>GOAL-TO-GO EFFICIENCY</b>	3-3-100%	1-1-100%
<b>KICKOFFS: No.-In EZ-Touchbacks</b>	7-7-6	6-5-4	<b>SAFETIES</b>	0	0
<b>PUNTS: No.-Avg.</b>	3-38.0	5-40.8	<b>FINAL SCORE</b>	41	38
Had Blocked	0	0	<b>TIME OF POSSESSION</b>	36:34	23:26

# 2015 GAME BY GAME REVIEW



GAME  
**13**  
AT



## TAMPA BAY

**SAINTS: 24** **BUCCANEERS: 17**  
**RAYMOND JAMES STADIUM**  
**TAMPA, FL - 12/13/15**  
**ATTENDANCE: 62,138**  
**TIME: 3:05**

## GAME NOTES

**QB Drew Brees** completed 31-of-41 passes for 312 yards with two touchdowns and a 113.1 passer rating as he passed **Dan Marino** to move into fourth place on the NFL's all-time TD pass list (421).

**New Orleans** successfully converted a season-high 71% (12-of-17) of their third down attempts.

**WR Willie Snead** had seven receptions for a game-high 122 yards, including a 41-yard grab.

RB **Tim Hightower** gained four yards on a third-and-three play with 1:23 remaining near midfield to then allow **QB Drew Brees** to kneel for the final play and break New Orleans' four-game losing streak with a 24-17 road win.

On their first offensive drive, the Saints used a mix of run and pass plays on their way to 7-0 lead with a three-yard touchdown pass from Brees to WR **Marques Colston**.

With 11:57 left in the second quarter, Brees successfully engineered a 10-play, 60-yard drive that ended with a one-yard touchdown pass to Colston. The Buccaneers responded on a 10-play, 80-yard drive led by QB **Jameis Winston** that ended with a 14-yard touchdown run by RB **Doug Martin**. The Saints then went on a 17-play drive that featured three third down conversions and ended with a 23-yard field goal by K **Kai Forbath**. The Buccaneers would go into halftime only trailing 17-10 following a 39-yard field goal by K **Connor Barth** with 0:03 left.

After a third quarter 47-yard field goal attempt by Barth went wide left, New Orleans produced a 10-play, 63-yard touchdown drive. Hightower scored from three yards out for his first rushing touchdown in over four years after missing three campaigns due to a severe knee injury. The touchdown extended New Orleans' lead to 24-10. Hightower finished with 28 carries for a game-high 85 yards.

Tampa Bay trimmed the lead to seven points early in the fourth quarter after Winston hooked up with WR **Adam Humphries** on a six-yard pass play for a touchdown that took 4:01 off the clock.

The Saints regained possession and were forced to punt after a third-and-15 completion from Brees to WR **Willie Snead** was one yard short. After Tampa Bay got the ball back, Martin scampered upfield for a 24-yard gain, but then the New Orleans defense forced Winston to throw three straight incomplete passes. Tampa Bay punted to New Orleans and the Buccaneers never got the ball back.

## SAINTS-BUCCANEERS GAME SUMMARY

<b>New Orleans Saints</b>	<b>7</b>	<b>10</b>	<b>7</b>	<b>0</b>	<b>-</b>	<b>24</b>
<b>Tampa Bay Buccaneers</b>	<b>0</b>	<b>10</b>	<b>0</b>	<b>7</b>	<b>-</b>	<b>17</b>

Team	Qtr	Time	Play Description (Extra Point)	(Drive Info)	V-H
NO	1	8:33	Colston 3 pass from Brees	(Forbath kick) (10-60, 4:32)	7-0
NO	2	11:57	Colston 1 pass from Brees	(Forbath kick) (10-65, 4:49)	14-0
TB	2	8:04	Martin 14 run	(Barth kick) (10-80, 3:53)	14-7
NO	2	1:02	Forbath 23 FG	(17-75, 7:02)	17-7
TB	2	0:03	Barth 39 FG	(6-46, 0:59)	17-10
NO	3	0:53	Hightower 3 run	(Forbath kick) (10-63, 5:07)	24-10
TB	4	8:56	Humphries 6 pass from Winston	(Barth kick) (9-80, 4:01)	24-17

### FIELD GOALS (made (I) and missed)

**NO:** Forbath (23)

**TB:** Barth (39) 47WL

# 2015 GAME BY GAME REVIEW

13

@ TAMPA BAY



HISTORY • RECORDS • ADMINISTRATION • FOOTBALL • OWNERSHIP

NEW ORLEANS SAINTS							TAMPA BAY BUCCANEERS								
RUSHING	ATT	YDS	AVG	LG	TD		RUSHING	ATT	YDS	AVG	LG	TD			
Hightower	28	85	3.0	12	1		Martin	11	81	7.4	24	1			
Spiller	3	2	0.7	2	0		Winston	3	24	8.0	18	0			
Brees	3	0	0.0	2	0		Sims	5	10	2.0	6	0			
Murphy	1	0	0.0	0	0		Total	19	115	6.1	24	1			
Total	35	87	2.5	12	1										
PASSING	ATT	CMP	YDS	SK/YD	TD	LG	INT	PASSING	ATT	CMP	YDS	SK/YD	TD	LG	INT
Brees	41	31	312	2/11	2	41	0	Winston	32	18	182	1/6	1	22	0
Total	41	31	312	2/11	2	41	0	Total	32	18	182	1/6	1	22	0
RECEIVING	NO	YDS	AVG	LG	TD			RECEIVING	NO	YDS	AVG	LG	TD		
Snead	7	122	17.4	41	0			Sims	6	64	10.7	14	0		
Watson	7	70	10.0	26	0			Evans	3	39	13.0	22	0		
Colston	6	36	6.0	12	2			Seferian-Jenkins	3	31	10.3	13	0		
Coleman	3	32	10.7	20	0			Brate	2	16	8.0	11	0		
Cooks	3	29	9.7	14	0			Dye	1	16	16.0	16	0		
Spiller	3	7	2.3	8	0			Humphries	1	6	6.0	6t	1		
Hightower	1	10	10.0	10	0			Martin	1	5	5.0	5	0		
Hill	1	6	6.0	6	0			Jackson	1	5	5.0	5	0		
Total	31	312	10.1	41	2			Total	18	182	10.1	22	1		
INT	NO	YDS	AVG	LG	TD			INT	NO	YDS	AVG	LG	TD		
Total	0	0	0.0	0	0			Total	0	0	0.0	0	0		
PUNTING	NO	YDS	AVG	TB	I20	LG		PUNTING	NO	YDS	AVG	TB	I20	LG	
Morstead	4	175	43.8	2	2	53		Schum	5	206	41.2	0	1	52	
Total	4	175	43.8	2	2	53		Total	5	206	41.2	0	1	52	
PT RET	NO	YDS	AVG	FC	LG	TD		PT RET	NO	YDS	AVG	FC	LG	TD	
Murphy	1	6	6.0	1	6	0		Rainey	0	0	0.0	2	0	0	
Byrd	1	1	1.0	1	1	0		Total	0	0	0.0	2	0	0	
Total	2	7	3.5	2	6	0									
KO RET	NO	YDS	AVG	FC	LG	TD		KO RET	NO	YDS	AVG	FC	LG	TD	
Hill	1	0	0.0	0	0	0		Rainey	1	31	31.0	0	31	0	
Total	1	0	0.0	0	0	0		Total	1	31	31.0	0	31	0	

TEAM STATISTICS	NO	TB	TEAM STATISTICS	NO	TB
TOTAL FIRST DOWNS	26	18	FGS-PATs HAD BLOCKED	0-0	0-0
By Rushing	7	5	Net Punting Avg.	33.8	39.8
By Passing	16	8	TOTAL RETURN YARDAGE	7	0
By Penalty	3	5	No. and Yards Punt Returns	2-7	0-0
3rd DOWN EFFICIENCY	12-17-71%	4-11-36%	No. and Yards Kickoff Returns	1-0	1-31
4th DOWN EFFICIENCY	0-0-0%	1-1-100%	No. and Yards Interception Returns	0-0	0-0
TOTAL NET YARDS	388	291	PENALTIES: No.-Yds.	12-95	8-80
Total Plays	78	52	FUMBLES: No.-Lost	0-0	0-0
Avg. Per Play	5.0	5.6	TOUCHDOWNS	3	2
NET YARDS RUSHING	87	115	Rushing	1	1
Total Rushes	35	19	Passing	2	1
Avg. Per Play	2.5	6.1	EXTRA POINTS: Made-Att.	3-3	2-2
Tackles For Loss-Yards	3-9	2-5	Kicking: Made-Att.	3-3	2-2
NET YARDS PASSING	301	176	FIELD GOALS: Made-Att.	1-1	1-2
Sacked-Yards Lost	2-11	1-6	RED ZONE EFFICIENCY	3-4-75%	2-2-100%
Gross Yards	312	182	GOAL-TO-GO EFFICIENCY	3-3-100%	1-1-100%
PASSING: Att.-Comp.-INT	41-31-0	32-18-0	SAFETIES	0	0
Avg. Per Play	7.0	5.3	FINAL SCORE	24	17
KICKOFFS: No.-In EZ-Touchbacks	5-4-4	4-3-3	TIME OF POSSESSION	37:14	22:46
PUNTS: No.-Avg.	4-43.8	5-41.2			
Had Blocked	0	0			

# 2015 GAME BY GAME REVIEW



OWNERSHIP • FOOTBALL • ADMINISTRATION • RECORDS • HISTORY



GAME  
**14**  
VS.



## DETROIT

LIONS: 35 SAINTS: 27  
MERCEDES-BENZ SUPERDOME  
NEW ORLEANS, LA. - 12/21/15  
ATTENDANCE: 73,017  
TIME: 3:16

## GAME NOTES

QB **Drew Brees** ended the night completing 34-of-52 passes for 341 yards with touchdown passes to **Brandin Cooks**, **Marques Colston** and **Benjamin Watson**, zero interceptions and 103.1 passer rating.

LB **Hau'oli Kikaha** had a fourth quarter forced fumble and fumble recovery that would lead to New Orleans' second touchdown.

The loss dropped the Saints' all-time record on Monday Night Football to 18-20.

Playing in their third nationally-televised prime time game of the year on Monday Night Football, the Saints never gave up after falling behind 28-3 in the third quarter. But a second half 24-point flurry in the final 20:03 of the contest wasn't enough to avoid the team's fifth loss in six contests as they dropped to 5-9.

The Lions took a 7-0 lead in the first quarter when QB **Matthew Stafford** connected with WR **Golden Tate** on a one-yard touchdown. New Orleans responded with a 12-play, 56-yard drive that ended with a 45-yard field goal by K **Kai Forbath** near the end of the first quarter.

A pair of Detroit touchdowns before halftime would have the Saints trailing 21-3 at the break. Damaging to New Orleans was a sequence near the end of the first half where what appeared to be a touchdown by

WR **Brandin Cooks** was called that he didn't break the plane following officials replay and New Orleans was unable to punch the ball in for any points.

After a 15-yard touchdown run by Lions RB **Ameer Abdullah**, Cooks scored the first touchdown of the contest for the Saints on a 27-yard reception from QB **Drew Brees**. At the start of the fourth quarter, Forbath drilled a 22-yard field goal to put New Orleans within 15, followed by an 11-yard scoring connection from Brees to WR **Marques Colston**.

The Lions answered to stretch the lead back to 35-20 with 5:24 remaining on a one-yard TD run by RB **Joique Bell**. With 1:55 remaining, Brees connected on a one-yard touchdown pass to TE **Benjamin Watson**, but time would run out for New Orleans to complete a comeback.

## SAINTS-LIONS GAME SUMMARY

Detroit Lions	7	14	7	7	-	35
New Orleans Saints	3	0	7	17	-	27

Team	Qtr	Time	Play Description (Extra Point)	(Drive Info)	V-H
DET	1	7:51	Tate 1 pass from Stafford	(Prater kick) (6-40, 2:34)	7-0
NO	1	1:06	Forbath 45 FG	(12-56, 6:45)	7-3
DET	2	14:12	Burton 4 pass from Stafford	(Prater kick) (4-65, 1:54)	14-3
DET	2	4:27	Tate 5 pass from Stafford	(Prater kick) (10-69, 6:38)	21-3
DET	3	11:50	Abdullah 15 run	(Prater kick) (6-78, 3:10)	28-3
NO	3	5:03	Cooks 27 pass from Brees	(Forbath kick) (5-69, 2:28)	28-10
NO	4	13:01	Forbath 22 FG	(8-69, 3:19)	28-13
NO	4	10:06	Colston 11 pass from Brees	(Forbath kick) (5-38, 2:41)	28-20
DET	4	5:24	Bell 1 run	(Prater kick) (9-76, 4:42)	35-20
NO	4	1:55	Watson 1 pass from Brees	(Forbath kick) (15-80, 3:29)	35-27

### FIELD GOALS (made ( ) and missed)

DET: Prater 38WR

NO: Forbath (45) (22)



# 2015 GAME BY GAME REVIEW

14

## VS. DETROIT



HISTORY • RECORDS • ADMINISTRATION • FOOTBALL • OWNERSHIP

DETROIT LIONS						NEW ORLEANS SAINTS									
RUSHING	ATT	YDS	AVG	LG	TD	RUSHING	ATT	YDS	AVG	LG	TD				
Abdullah	9	77	8.6	27	1	Hightower	13	54	4.2	17	0				
Bell	8	71	8.9	36	1	Brees	1	11	11.0	11	0				
Riddick	2	3	1.5	3	0	Spiller	2	2	2.0	2	0				
Stafford	4	-1	-0.3	3	0	Hunter	1	2	2.0	2	0				
						Hoomanawanui	1	0	0.0	0	0				
<b>Total</b>	<b>23</b>	<b>150</b>	<b>6.5</b>	<b>36</b>	<b>2</b>	<b>Total</b>	<b>18</b>	<b>69</b>	<b>3.8</b>	<b>17</b>	<b>0</b>				
PASSING	ATT	CMP	YDS	SK/YD	TD	LG	INT	PASSING	ATT	CMP	YDS	SK/YD	TD	LG	INT
Stafford	25	22	254	3/8	3	45	0	Brees	52	34	341	1/11	3	28	0
<b>Total</b>	<b>25</b>	<b>22</b>	<b>254</b>	<b>3/8</b>	<b>3</b>	<b>45</b>	<b>0</b>	<b>Total</b>	<b>52</b>	<b>34</b>	<b>341</b>	<b>1/11</b>	<b>3</b>	<b>28</b>	<b>0</b>
RECEIVING	NO	YDS	AVG	LG	TD	RECEIVING	NO	YDS	AVG	LG	TD				
Tate	6	45	7.5	12	2	Cooks	10	124	12.4	28	1				
Ebron	4	79	19.8	45	0	Snead	10	76	7.6	15	0				
Bell	2	30	15.0	23	0	Watson	6	49	8.2	11	1				
Riddick	2	27	13.5	21	0	Hightower	3	31	10.3	18	0				
Jones	2	22	11.0	20	0	Colston	2	39	19.5	28	1				
Abdullah	2	12	6.0	7	0	Spiller	2	16	8.0	14	0				
Burton	2	10	5.0	6	1	Johnson	1	6	6.0	6	0				
Johnson	1	19	19.0	19	0										
Moore	1	10	10.0	10	0	<b>Total</b>	<b>34</b>	<b>341</b>	<b>10.0</b>	<b>28</b>	<b>3</b>				
<b>Total</b>	<b>22</b>	<b>254</b>	<b>11.5</b>	<b>45</b>	<b>3</b>	<b>Total</b>	<b>34</b>	<b>341</b>	<b>10.0</b>	<b>28</b>	<b>3</b>				
INT	NO	YDS	AVG	LG	TD	INT	NO	YDS	AVG	LG	TD				
<b>Total</b>	<b>0</b>	<b>0</b>	<b>0.0</b>	<b>0</b>	<b>0</b>	<b>Total</b>	<b>0</b>	<b>0</b>	<b>0.0</b>	<b>0</b>	<b>0</b>				
PUNTING	NO	YDS	AVG	TB	I20	LG	PUNTING	NO	YDS	AVG	TB	I20	LG		
Martin	3	133	44.3	0	1	49	Morstead	4	172	43.0	0	0	47		
<b>Total</b>	<b>3</b>	<b>133</b>	<b>44.3</b>	<b>0</b>	<b>1</b>	<b>49</b>	<b>Total</b>	<b>4</b>	<b>172</b>	<b>43.0</b>	<b>0</b>	<b>0</b>	<b>47</b>		
PT RET	NO	YDS	AVG	FC	LG	TD	PT RET	NO	YDS	AVG	FC	LG	TD		
Tate	2	21	10.5	1	14	0	Cooks	2	12	6.0	0	6	0		
<b>Total</b>	<b>2</b>	<b>21</b>	<b>10.5</b>	<b>1</b>	<b>14</b>	<b>0</b>	<b>Total</b>	<b>2</b>	<b>12</b>	<b>6.0</b>	<b>0</b>	<b>6</b>	<b>0</b>		
KO RET	NO	YDS	AVG	FC	LG	TD	KO RET	NO	YDS	AVG	FC	LG	TD		
Abdullah	4	123	30.8	0	33	0	Spiller	1	24	24.0	0	24	0		
Bell	1	11	11.0	0	11	0	Hoomanawanui	1	16	16.0	0	16	0		
<b>Total</b>	<b>5</b>	<b>134</b>	<b>26.8</b>	<b>0</b>	<b>33</b>	<b>0</b>	<b>Total</b>	<b>2</b>	<b>40</b>	<b>20.0</b>	<b>0</b>	<b>24</b>	<b>0</b>		

TEAM STATISTICS	DET	NO	TEAM STATISTICS	DET	NO
TOTAL FIRST DOWNS	24	27	FGs-PATs HAD BLOCKED	0-0	0-0
By Rushing	8	3	Net Punting Avg.	40.3	37.8
By Passing	15	21	TOTAL RETURN YARDAGE	21	12
By Penalty	1	3	No. and Yards Punt Returns	2-21	2-12
3rd DOWN EFFICIENCY	4-8-50%	5-14-36%	No. and Yards Kickoff Returns	5-134	2-40
4th DOWN EFFICIENCY	0-0-0%	2-2-100%	No. and Yards Interception Returns	0-0	0-0
TOTAL NET YARDS	396	399	PENALTIES: No.-Yds.	10-92	6-28
Total Plays	51	71	FUMBLES: No.-Lost	2-1	1-0
Avg. Per Play	7.8	5.6	TOUCHDOWNS	5	3
NET YARDS RUSHING	150	69	Rushing	2	0
Total Rushes	23	18	Passing	3	3
Avg. Per Play	6.5	3.8	EXTRA POINTS: Made-Att.	5-5	3-3
Tackles For Loss-Yards	2-3	2-5	Kicking: Made-Att.	5-5	3-3
NET YARDS PASSING	246	330	FIELD GOALS: Made-Att.	0-1	2-2
Sacked-Yards Lost	3-8	1-11	RED ZONE EFFICIENCY	5-6-83%	2-4-50%
Gross Yards	254	341	GOAL-TO-GO EFFICIENCY	4-5-80%	1-3-33%
PASSING: Att.-Comp.-INT	25-22-0	52-34-0	SAFETIES	0	0
Avg. Per Play	8.8	6.2	FINAL SCORE	35	27
KICKOFFS: No.-In EZ-Touchbacks	6-5-4	6-3-0	TIME OF POSSESSION	29:36	30:24
PUNTS: No.-Avg.	3-44.3	4-43.0			
Had Blocked	0	0			

# 2015 GAME BY GAME REVIEW



GAME  
**15**  
VS.



## JACKSONVILLE

**SAINTS: 38 JAGUARS: 27**  
MERCEDES-BENZ SUPERDOME  
NEW ORLEANS, LA. - 12/27/15  
ATTENDANCE: 73,064  
TIME: 3:01

## GAME NOTES

With a 71-yard touchdown pass to WR Brandin Cooks, QB Drew Brees moved into a tie for the most 70+ yard TD passes in NFL records (16).

Cooks led the team in all receiving categories with five catches for 123 yards (24.6 avg.) and a 71-yard touchdown.

Brees' three touchdown passes, gave him 31 for the season, extending his National Football League record of consecutive 30 TD seasons to eight.

Powered by a strong running game and an equally-potent passing attack, the Saints outgained the Jaguars 537-412 and severely damaged their playoff hopes with a dominant 38-27 win. Reaching the end zone on their first three possessions, New Orleans only punted twice in the game.

New Orleans hit the ground running - scoring three straight touchdowns to open the contest and jumping out to a 24-0 lead overall. TE **Michael Hoomanawanui** opened the scoring less than five minutes into the contest by scoring on a 17-yard reception from QB **Drew Brees**. WR **Brandin Cooks** doubled the lead on a 71-yard touchdown reception from Brees. RB **Tim Hightower** extended the lead to 21-0 on a one-yard touchdown run on a drive that was started when rookie DE **Bobby Richardson** ended a Jacksonville possession with a 13-yard interception return.

The Jaguars narrowed the margin to 24-6 at halftime and then scored a second touchdown to open the third quarter, but New Orleans answered when Brees connected with RB **Travaris Cadet**, who made his 2015 Saints debut with a 44-yard touchdown pass play. Jacksonville got within 12 points on a 90-yard scoring play from QB **Blake Bortles** to WR **Allen Robinson**, but S **Kenny Vaccaro** intercepted the subsequent two-point conversion attempt. New Orleans extended the lead to 38-19 on a five-yard rushing touchdown by Hightower, who rushed for 122 yards and added 47 yards receiving.

Brees finished 25-of-36 for 412 yards, three touchdowns, zero interceptions and a 135.4 passer rating, as he moved into a tie for second place in National Football League record books with his 13th career 400-yard game.

## SAINTS-JAGUARS GAME SUMMARY

Jacksonville Jaguars	0	6	13	8	- 27
New Orleans Saints	14	10	7	7	- 38

Team	Qtr	Time	Play Description (Extra Point)	(Drive Info)	V-H
NO	1	10:33	Hoomanawanui 17 pass from Brees	(Forbath kick) (10-80, 4:27)	0-7
NO	1	0:27	Cooks 71 pass from Brees	(Forbath kick) (9-98, 6:20)	0-14
NO	2	10:37	Hightower 1 run	(Forbath kick) (5-43, 2:42)	0-21
NO	2	3:56	Forbath 37 FG	(8-27, 3:00)	0-24
JAX	2	1:23	Lee 2 pass from Bortles	(pass failed) (8-80, 2:33)	6-24
JAX	3	8:51	Hurns 6 pass from Bortles	(Myers kick) (11-80, 6:09)	13-24
NO	3	5:29	Cadet 44 pass from Brees	(Forbath kick) (7-80, 3:22)	13-31
JAX	3	4:49	A. Robinson 90 pass from Bortles	(pass failed) (1-80, 0:40)	19-31
NO	4	12:59	Hightower 5 run	(Forbath kick) (13-88, 6:50)	19-38
JAX	4	1:13	Hurns 20 pass from Bortles	(Bortles-Harbor pass) (9-80, 1:34)	27-38

### FIELD GOALS (made (I) and missed)

JAX: None

NO: Forbath (37) 52WL 28B

# 2015 GAME BY GAME REVIEW

15

## VS. JACKSONVILLE



JACKSONVILLE JAGUARS							NEW ORLEANS SAINTS								
<b>RUSHING</b>	ATT	YDS	AVG	LG	TD		<b>RUSHING</b>	ATT	YDS	AVG	LG	TD			
Gray	5	31	6.2	23	0		Hightower	27	122	4.5	26	2			
D. Robinson	6	20	3.3	7	0		Cooks	4	10	2.5	5	0			
Lee	1	9	9.0	9	0		Cadet	1	6	6.0	6	0			
Bortles	3	5	1.7	5	0		Brees	3	-3	-1.0	0	0			
<b>Total</b>	<b>15</b>	<b>65</b>	<b>4.3</b>	<b>23</b>	<b>0</b>		<b>Total</b>	<b>35</b>	<b>135</b>	<b>3.9</b>	<b>26</b>	<b>2</b>			
<b>PASSING</b>	ATT	CMP	YDS	SK/YD	TD	LG	INT	<b>PASSING</b>	ATT	CMP	YDS	SK/YD	TD	LG	INT
Bortles	35	27	368	2/21	4	90t	2	Brees	36	25	412	1/10	3	71t	0
<b>Total</b>	<b>35</b>	<b>27</b>	<b>368</b>	<b>2/21</b>	<b>4</b>	<b>90t</b>	<b>2</b>	<b>Total</b>	<b>36</b>	<b>25</b>	<b>412</b>	<b>1/10</b>	<b>3</b>	<b>71t</b>	<b>0</b>
<b>RECEIVING</b>	NO	YDS	AVG	LG	TD			<b>RECEIVING</b>	NO	YDS	AVG	LG	TD		
Hurns	8	107	13.4	24	2			Cooks	5	123	24.6	71t	1		
A. Robinson	6	151	25.2	90t	1			Snead	4	75	18.8	36	0		
D. Robinson	5	50	10.0	16	0			Coleman	4	45	11.3	21	0		
Lee	3	26	8.7	18	1			Cadet	3	69	23.0	44t	1		
Thomas	2	12	6.0	8	0			Hightower	3	47	15.7	27	0		
Lewis	1	13	13.0	13	0			Johnson	2	19	9.5	12	0		
Harbor	1	7	7.0	7	0			Hill	2	12	6.0	6	0		
Greene	1	2	2.0	2	0			Hoomanawanui	1	17	17.0	17t	1		
<b>Total</b>	<b>27</b>	<b>368</b>	<b>13.6</b>	<b>90t</b>	<b>4</b>			<b>Total</b>	<b>25</b>	<b>412</b>	<b>16.5</b>	<b>71t</b>	<b>3</b>		
<b>INT</b>	NO	YDS	AVG	LG	TD			<b>INT</b>	NO	YDS	AVG	LG	TD		
	0	0	0.0	0	0			Richardson	1	13	13.0	13	0		
<b>Total</b>	<b>0</b>	<b>0</b>	<b>0.0</b>	<b>0</b>	<b>0</b>			Breaux	1	0	0.0	0	0		
								<b>Total</b>	<b>2</b>	<b>13</b>	<b>6.5</b>	<b>13</b>	<b>0</b>		
<b>PUNTING</b>	NO	YDS	AVG	TB	I20	LG		<b>PUNTING</b>	NO	YDS	AVG	TB	I20	LG	
Anger	3	150	50.0	0	2	53		Morstead	2	99	49.5	1	0	52	
<b>Total</b>	<b>3</b>	<b>150</b>	<b>50.0</b>	<b>0</b>	<b>2</b>	<b>53</b>		<b>Total</b>	<b>2</b>	<b>99</b>	<b>49.5</b>	<b>1</b>	<b>0</b>	<b>52</b>	
<b>PT RET</b>	NO	YDS	AVG	FC	LG	TD		<b>PT RET</b>	NO	YDS	AVG	FC	LG	TD	
Greene	1	4	4.0	0	4	0		Cadet	1	1	1.0	0	1	0	
<b>Total</b>	<b>1</b>	<b>4</b>	<b>4.0</b>	<b>0</b>	<b>4</b>	<b>0</b>		Byrd	0	0	0.0	1	0	0	
								<b>Total</b>	<b>1</b>	<b>1</b>	<b>1.0</b>	<b>1</b>	<b>1</b>	<b>0</b>	
<b>KO RET</b>	NO	YDS	AVG	FC	LG	TD		<b>KO RET</b>	NO	YDS	AVG	FC	LG	TD	
Marshall	2	65	32.5	0	36	0		Cadet	1	19	19.0	0	19	0	
<b>Total</b>	<b>2</b>	<b>65</b>	<b>32.5</b>	<b>0</b>	<b>36</b>	<b>0</b>		<b>Total</b>	<b>1</b>	<b>19</b>	<b>19.0</b>	<b>0</b>	<b>19</b>	<b>0</b>	

TEAM STATISTICS	JAX	NO	TEAM STATISTICS	JAX	NO
TOTAL FIRST DOWNS	21	29	FGs-PATs HAD BLOCKED	0-0	1-0
By Rushing	4	9	Net Punting Avg.	49.7	37.5
By Passing	17	18	TOTAL RETURN YARDAGE	4	14
By Penalty	0	2	No. and Yards Punt Returns	1-4	1-1
3rd DOWN EFFICIENCY	6-9-67%	8-13-62%	No. and Yards Kickoff Returns	2-65	1-19
4th DOWN EFFICIENCY	0-0-0%	1-1-100%	No. and Yards Interception Returns	0-0	2-13
TOTAL NET YARDS	412	537	PENALTIES: No.-Yds.	8-55	5-40
Total Plays	52	72	FUMBLES: No.-Lost	3-0	0-0
Avg. Per Play	7.9	7.5	TOUCHDOWNS	4	5
NET YARDS RUSHING	65	135	Rushing	0	2
Total Rushes	15	35	Passing	4	3
Avg. Per Play	4.3	3.9	EXTRA POINTS: Made-Att.	2-4	5-5
Tackles For Loss-Yards	0-0	3-11	Kicking: Made-Att.	1-1	5-5
NET YARDS PASSING	347	402	Passing: Made-Att.	1-3	0-0
Sacked-Yards Lost	2-21	1-10	FIELD GOALS: Made-Att.	0-0	1-3
Gross Yards	368	412	RED ZONE EFFICIENCY	2-2-100%	3-5-60%
PASSING: Att.-Comp.-INT	35-27-2	36-25-0	GOAL-TO-GO EFFICIENCY	2-2-100%	2-2-100%
Avg. Per Play	9.4	10.9	SAFETIES	0	0
KICKOFFS: No.-In EZ-Touchbacks	5-4-3	7-7-5	FINAL SCORE	27	38
PUNTS: No.-Avg.	3-50.0	2-49.5	TIME OF POSSESSION	22:07	37:53
Had Blocked	0	0			

# 2015 GAME BY GAME REVIEW



OWNERSHIP • FOOTBALL • ADMINISTRATION • RECORDS • HISTORY



GAME  
**16**  
AT



## ATLANTA

SAINTS: 20 FALCONS: 17  
GEORGIA DOME  
ATLANTA, GA. - 1/3/16  
ATTENDANCE: 69,699  
TIME: 2:53

The Saints finished 7-9 for the second consecutive season, but in 2015 they ended on a strong note by winning three of their last four games. This trend in the season finale where a clutch interception late by S **Jamarca Sanford** that set up the game-winning field goal in Atlanta was no exception.

QB **Drew Brees** finished strong as he did not turn the ball over for the fourth consecutive contest, throwing for 323 yards while the defense held Atlanta scoreless in the second half. DE **Cameron Jordan** had one sack to reach double-digits for the second time in three seasons and blocked a field goal attempt.

After Atlanta opened the scoring with a 51-yard field goal by K **Shayne Graham**, Brees led New Orleans on an eight-play, 70-yard drive that ended with a one-yard touchdown run by RB **Tim Hightower**.

The Falcons took the lead again early in the second quarter when QB **Matt Ryan** completed a 42-yard touchdown to TE **Tony**

## GAME NOTES

New Orleans closed out the season by winning three of their last four games, including their last two road contests.

As he'd be rewarded with his second career Pro Bowl selection, DE Cameron Jordan recorded a sack to reach double digit takedowns for the second time in three seasons.

Tying a career-high in TD receptions with his 13-yard grab, TE Benjamin Watson also set season career-highs in catches (74) and yardage (825).

**Moeaki.** The Saints immediately picked the lead back up on their next drive when TE **Benjamin Watson** made an impressive catch for a 13-yard touchdown which was reversed from being initially ruled incomplete following a successful challenge by Head Coach **Sean Payton**. The Falcons took a 17-14 lead into the half when with 26 seconds left, RB **Devonta Freeman** scored on a four-yard pass from Ryan.

At the start of the second half, Jordan forced a punt with a third down sack of Ryan and then K **Kai Forbath** drilled a 41-yard field goal to tie the score. Atlanta then advanced to the New Orleans three, but DT **John Jenkins** forced Freeman to fumble and recovered. New Orleans advanced to the Atlanta one, but RB **Travis Cadet** lost a fumble. However, Sanford picked off Ryan with 1:42 left at the Atlanta 25-yard line and as time expired, Forbath drilled the game-winning 30-yard kick.

## SAINTS-FALCONS GAME SUMMARY

New Orleans Saints	7	7	3	3	- 20
Atlanta Falcons	3	14	0	0	- 17

Team	Qtr	Time	Play Description (Extra Point)	(Drive Info)	V-H
ATL	1	6:43	Graham 51 FG (12-56, 5:51)		0-3
NO	1	3:13	Hightower 1 run (Forbath kick)	(8-70, 3:30)	7-3
ATL	2	14:24	Moeaki 42 pass from Ryan (Graham kick)	(8-82, 3:49)	7-10
NO	2	10:47	Watson 13 pass from Brees (Forbath kick)	(9-68, 3:37)	14-10
ATL	2	0:26	Freeman 4 pass from Ryan (Graham kick)	(9-83, 3:03)	14-17
NO	3	5:29	Forbath 41 FG (12-69, 5:08)		17-17
NO	4	0:00	Forbath 30 FG (6-13, 1:42)		20-17

### FIELD GOALS (made (I) and missed)

NO: Forbath (41) (30)

ATL: Graham (51) 45B

# 2015 GAME BY GAME REVIEW

16

@ ATLANTA




HISTORY • RECORDS • ADMINISTRATION • FOOTBALL • OWNERSHIP

NEW ORLEANS SAINTS							ATLANTA FALCONS								
RUSHING	ATT	YDS	AVG	LG	TD		RUSHING	ATT	YDS	AVG	LG	TD			
Hightower	16	66	4.1	11	1		Freeman	25	76	3.0	10	0			
Cadet	3	6	2.0	6	0		Ward	1	11	11.0	11	0			
Brees	3	-5	-1.7	-1	0		<b>Total</b>	<b>26</b>	<b>87</b>	<b>3.3</b>	<b>11</b>	<b>0</b>			
<b>Total</b>	<b>22</b>	<b>67</b>	<b>3.0</b>	<b>11</b>	<b>1</b>										
PASSING	ATT	CMP	YDS	SK/YD	TD	LG	INT	PASSING	ATT	CMP	YDS	SK/YD	TD	LG	INT
Brees	42	32	323	0/0	1	36	0	Ryan	36	24	334	1/7	2	42t	1
Cadet	1	0	0	0/0	0	0	0	<b>Total</b>	<b>36</b>	<b>24</b>	<b>334</b>	<b>1/7</b>	<b>2</b>	<b>42t</b>	<b>1</b>
<b>Total</b>	<b>43</b>	<b>32</b>	<b>323</b>	<b>0/0</b>	<b>1</b>	<b>36</b>	<b>0</b>								
RECEIVING	NO	YDS	AVG	LG	TD			RECEIVING	NO	YDS	AVG	LG	TD		
Cadet	6	77	12.8	36	0			Jones	9	149	16.6	29	0		
Watson	6	59	9.8	22	1			Tamme	4	61	15.3	32	0		
Coleman	5	81	16.2	22	0			Hardy	4	34	8.5	16	0		
Hightower	5	41	8.2	21	0			Moeaki	2	47	23.5	42t	1		
Cooks	5	22	4.4	12	0			Freeman	2	18	9.0	14	1		
Snead	3	35	11.7	22	0			White	1	10	10.0	10	0		
Hill	1	4	4.0	4	0			Toilolo	1	8	8.0	8	0		
Hoomanawanui	1	4	4.0	4	0			DiMarco	1	7	7.0	7	0		
<b>Total</b>	<b>32</b>	<b>323</b>	<b>10.1</b>	<b>36</b>	<b>1</b>			<b>Total</b>	<b>24</b>	<b>334</b>	<b>13.9</b>	<b>42t</b>	<b>2</b>		
INT	NO	YDS	AVG	LG	TD			INT	NO	YDS	AVG	LG	TD		
Sanford	1	3	3.0	3	0			<b>Total</b>	<b>0</b>	<b>0</b>	<b>0.0</b>	<b>0</b>	<b>0</b>		
<b>Total</b>	<b>1</b>	<b>3</b>	<b>3.0</b>	<b>3</b>	<b>0</b>										
PUNTING	NO	YDS	AVG	TB	I20	LG		PUNTING	NO	YDS	AVG	TB	I20	LG	
Morstead	2	105	52.5	0	1	55		Bosher	2	74	37.0	0	2	45	
<b>Total</b>	<b>2</b>	<b>105</b>	<b>52.5</b>	<b>0</b>	<b>1</b>	<b>55</b>		<b>Total</b>	<b>2</b>	<b>74</b>	<b>37.0</b>	<b>0</b>	<b>2</b>	<b>45</b>	
PT RET	NO	YDS	AVG	FC	LG	TD		PT RET	NO	YDS	AVG	FC	LG	TD	
Cadet	0	0	0.0	1	0	0		Hester	0	0	0.0	2	0	0	
Byrd	0	0	0.0	1	0	0		<b>Total</b>	<b>0</b>	<b>0</b>	<b>0.0</b>	<b>2</b>	<b>0</b>	<b>0</b>	
<b>Total</b>	<b>0</b>	<b>0</b>	<b>0.0</b>	<b>2</b>	<b>0</b>	<b>0</b>									
KO RET	NO	YDS	AVG	FC	LG	TD		KO RET	NO	YDS	AVG	FC	LG	TD	
Cadet	2	75	37.5	0	38	0		Hester	3	73	24.3	0	26	0	
<b>Total</b>	<b>2</b>	<b>75</b>	<b>37.5</b>	<b>0</b>	<b>38</b>	<b>0</b>		<b>Total</b>	<b>3</b>	<b>73</b>	<b>24.3</b>	<b>0</b>	<b>26</b>	<b>0</b>	

TEAM STATISTICS	NO	ATL	TEAM STATISTICS	NO	ATL
TOTAL FIRST DOWNS	24	25	FGs-PATs HAD BLOCKED	0-0	1-0
By Rushing	6	5	Net Punting Avg.	52.5	37.0
By Passing	16	18	TOTAL RETURN YARDAGE	3	0
By Penalty	2	2	No. and Yards Punt Returns	0-0	0-0
3rd DOWN EFFICIENCY	6-10-60%	8-12-67%	No. and Yards Kickoff Returns	2-75	3-73
4th DOWN EFFICIENCY	0-1-0%	0-0-0%	No. and Yards Interception Returns	1-3	0-0
TOTAL NET YARDS	390	414	PENALTIES: No.-Yds.	4-45	4-32
Total Plays	65	63	FUMBLES: No.-Lost	1-1	2-1
Avg. Per Play	6.0	6.6	TOUCHDOWNS	2	2
NET YARDS RUSHING	67	87	Rushing	1	0
Total Rushes	22	26	Passing	1	2
Avg. Per Play	3.0	3.3	EXTRA POINTS: Made-Att.	2-2	2-2
Tackles For Loss-Yards	2-6	4-12	Kicking: Made-Att.	2-2	2-2
NET YARDS PASSING	323	327	FIELD GOALS: Made-Att.	2-2	1-2
Sacked-Yards Lost	0-0	1-7	RED ZONE EFFICIENCY	2-5-40%	1-2-50%
Gross Yards	323	334	GOAL-TO-GO EFFICIENCY	1-2-50%	1-2-50%
PASSING: Att.-Comp.-INT	43-32-0	36-24-1	SAFETIES	0	0
Avg. Per Play	7.5	8.8	FINAL SCORE	20	17
KICKOFFS: No.-In EZ-Touchbacks	4-3-1	4-4-2	TIME OF POSSESSION	29:34	30:26
PUNTS: No.-Avg.	2-52.5	2-37.0			
Had Blocked	0	0			



**FOOTBALL OPERATIONS**



# TERRY FONTENOT

Director of Pro Scouting



Terry Fontenot begins his 14th season with the Saints organization and fourth as the Director of Pro Scouting. His responsibilities in managing the pro personnel department on a daily basis include recommending player acquisitions by evaluating players from all professional leagues, including the Saints roster, monitoring the waiver wire and supervising the advance scouting of upcoming opponents.

Fontenot spent seven seasons as a pro scout before his promotion, where his responsibilities included evaluating and rating current professional players and preparing the club for acquisitions through free agency or the waiver wire. He would also assist in the team's draft preparations and the weekly advance scouting of upcoming opponents.

Fontenot has held multiple positions in the scouting department, including as a pro scouting assistant – where he helped evaluate free agents, track player movement, studied film and aided in the planning for the NFL Draft – and as an assistant in player personnel.

In 2012, he was selected by the club to attend the Stanford Business School's Executive Education NFL-Stanford Program for Managers, an education program and honor known across the league as an important training ground for promising executives.

A native of Lake Charles, La., he had a standout prep career and was an all-state defensive back at Lagrange High School. A four-year letterman at safety for Tulane from 1999-2002, Fontenot served as a team captain in 2001 and was a member of the 2002 Hawaii Bowl Championship team. He graduated with a bachelor's degree in business and organizational information technology.



# JEFF IRELAND

Assistant General Manager/  
College Scouting Director



Jeff Ireland is in his second season working in the Saints personnel department as the club's assistant general manager/college scouting director.

Hired in January, 2015, Ireland immediately turned his focus to preparations for his first draft with the Saints that would take place three



months later. Armed with two first round draft picks, New Orleans selected Stanford tackle Andrus Peat with the 13th overall pick. Peat appeared in 12 games with eight starts, possessing the versatility to open contests at left tackle, left guard and right tackle. With the 31st overall pick, The Saints selected Clemson linebacker Stephone Anthony, who opened all 16 games and led the team with 144 tackles. The defense was addressed once again in the second round with the selection of Washington linebacker Hau'oli Kikaha, who made four sacks and was tied for second in the NFL and ranked first among rookies with four forced fumbles. Later in the draft the club also added quarterback Garrett Grayson, cornerback P.J. Williams, linebacker Davis Tull, defensive tackle Tyeler Davison, cornerback Damian Swann and running back/return specialist Marcus Murphy. All nine members of the draft class remain with the Saints. Three rookies signed following the draft also spent the entire season on the 53-man roster, including defensive end Bobby Richardson who took over starting left defensive end duties and tied for the team lead on the line with 66 tackles.

Prior to joining the Saints, Ireland served as general manager of the Miami Dolphins for six seasons. Inheriting a 1-15 team upon his arrival in 2008, Ireland's first season in Miami, he worked with the club's personnel staff to overhaul the team's roster, efforts that resulted in an 11-5 mark, the AFC East title and a play-off berth, a turnaround unprecedented in NFL annals.

Ireland replaced almost half the roster in 2008, bringing on board 27 new faces, including nine new starters. One of those newcomers, quarterback Chad Pennington, went on to win the NFL Comeback Player of the Year award and finished tied for second in voting for the league's Most Valuable Player award. Among the new faces Ireland brought on board in 2008 were 11 rookies who made the team, including eight draft choices, three of whom were in the opening day starting lineup. Tackle Jake Long, the team's first pick of the draft went on to earn Pro Bowl honors at the conclusion of the season. Rookie free agent kicker Dan Carpenter led the Dolphins in scoring.

During Ireland's tenure, eight players (Long, Carpenter, defensive lineman Randy Starks, defensive end Cameron Wake, wide receiver Brandon Marshall, guard Richie Incognito, cornerback Brent Grimes and center Mike Pouncey) he acquired through the draft, free agency and trades accounted for a total of 14 Pro Bowl selections, with Long and Wake earning *AP* first-team All-Pro honors.

Ireland joined Miami after a seven-year stint (2001-07) with the Dallas Cowboys, including his last three seasons there as the team's vice president of college and pro scouting. He was originally hired by the Cowboys as the team's national scout. In 2007, Ireland's last season in Dallas, the Cowboys went 13-3 and won the NFC East title. Of the 53 players on the active roster, 38 had been acquired over the three years (2005-07) Ireland served as the team's vice president of scouting. Seven of those players made the Pro Bowl during that time, including outside linebacker DeMarcus Ware (Ireland's first pick as the team's lead scout), 2005 fourth round selections defensive end Chris Canty and running back Marion Barber, 2007 draft choice kicker Nick Folk and two free agent acquisitions that






season, guard Leonard Davis and safety Ken Hamlin. 2005 seventh round selection defensive tackle Jay Ratliff would go on to be selected to four Pro Bowls from 2008-11.

Ireland began his tenure with the Cowboys as the team's national scout in 2001, evaluating all of the top collegiate prospects in the country. In his four years in that role, his skill as a talent evaluator helped lead to the drafting of four Pro Bowl performers, safety Roy Williams (who was selected five straight years), cornerback Terence Newman, center Andre Gurode and tight end Jason Witten.

Prior to joining the Cowboys, Ireland spent four years in Kansas City as an area scout. He started his NFL career evaluating talent as an area scout for the National Football Scouting Combine from 1994-1996.

Before becoming a full-time talent evaluator, Ireland helped coach special teams at the University of North Texas from 1992-1993. He was a four-year starter as a placekicker at Baylor University from 1988-1991, finishing his collegiate career third on the school's all-time scoring list with 213 points. His 45 career field goals, which included a 58-yard effort against Rice in 1991, established a school record for field goals made. Following his senior season, he was selected as the South team's kicker in the 1992 Senior Bowl.

Ireland, an Abilene, Texas native, is the stepson of Kansas City Chiefs Hall of Fame linebacker/center E.J. Holub and the grandson of former Philadelphia Eagles player and longtime Chicago Bears personnel executive Jim Parmer.



## KHAI HARLEY

Vice President of Football Administration



Entering his ninth season with the Saints and 16th in the NFL, Vice President of Football Administration Khai Harley's primary focus is contract negotiation and strategic planning/management of the Saints salary cap. In his third season in his new position after serving as director of football administration from 2008-13, he works in conjunction with the player personnel department, making the club's player acquisitions fit within the structure of the cap. His duties also include contract negotiations, coordinating different areas of football operations, roster analysis and being involved in the administrative functions of running the club. He is a key liaison with the NFL Management Council and Players Association.

Harley has a deep background in NFL salary cap administration, Collective Bargaining Agreement (CBA) regulations, and the research of player contracts. He ar-

rived in New Orleans in 2008 after serving for five years as the Manager of Labor Operations with the NFL Management Council. He was responsible for ensuring personnel transactions and player contracts submitted by each team complied with the CBA and the NFL's Constitution & Bylaws while also providing advice to club officials during contract negotiations.

On a daily basis, Harley researches contracts and cap statistics from not only the club but from around the league. It is similar to the daily and yearly reconciliation he did for all 32 clubs in his former position, where he calculated cap figures for each team, made adjustments for the following year and analyzed statistical trends related to player signings.

Harley has also been a member of the NFL's Diversity Council, which is designed to promote diversity throughout the NFL's administrative offices, recommend diversity initiatives and implement/oversee approved programs. He started in the League Office in 2002 as a Player Personnel Analyst, working to ensure each team's compliance with the salary cap, analyzing player contracts and researching the eligibility of college players.

Harley served as an administrative intern with the Philadelphia Eagles from 2001-02 – gathering data used to determine whether players earned performance-based incentives while also handling other administrative duties – and earlier in 2001 served as football operations intern for the Indianapolis Colts.

Prior to entering the NFL, Harley was a financial analyst with Bloomberg, L.P. from 1995-2000, analyzing domestic and international bond markets, studying trends in European markets for clients, training employees and international staff and ensuring debt issuance within Emerging, Latin American, and U.S. Private Placement Markets were in compliance with corporate and SEC guidelines.

Harley graduated with a degree in Accounting from Rutgers University in 1998, twice receiving the National Association of Black Accountants Scholarship Award. He earned a master's degree in Sports Management from Springfield College in 2001. Harley was recognized by the Rutgers African-American Alumni Alliance in 2012 as a Hall of Fame inductee for his continuing contributions in supporting the educational programming, cultural awareness and development in continuing education in the undergraduate, graduate and post graduate levels.





## JAMES NAGAOKA

Director of Operations



Entering his 17th season with the Saints and 39th overall in the NFL, Director of Operations James Nagaoka oversees all aspects of the logistics and day-to-day needs of the football team. He was promoted to his current position in 2003.

Nagaoka arrived in New Orleans in 2000 and served as director of team logistics/box office manager for three seasons. Included in his many responsibilities is managing the Saints' training camp operations, and in 2002 Nagaoka coordinated the construction of the indoor practice field, locker room, weight room and cafeteria at the Saints facility. In 2014, he was the coordinating advisor in the design and construction of the Sports Performance Center at The Greenbrier in West Virginia, the site of Saints training camp.

He joined the Saints after working for the Seattle Seahawks for 22 years, holding a wide spectrum of responsibilities during his tenure. His duties included entertainment, travel coordination, special projects and ticket sales. As ticket director, Nagaoka managed both sales and operations for 15-consecutive sold-out seasons.

A graduate of the University of Washington, Nagaoka has degrees in communications and Japanese literature.



## RYAN POWELL

Pro Scout




Entering his 10th season as a pro scout and 12th with the Saints, Ryan Powell has a wealth of responsibilities that include evaluating free agents from the NFL and other professional leagues, monitoring the waiver wire and advance scouting of opponents. Powell, who also assists in the club's

yearly draft preparations, spent his first two years in New Orleans as the team's Combine Scout. In that position, Powell evaluated college players for both the Saints as well as contributing reports to the National Football Scouting Combine.

Previously, Powell served as a Saints training camp intern in 2004. He also worked on the coaching staff at Linfield College, as an assistant on the team that won the 2004 NCAA Division III National Championship. Powell also worked for the Seattle Seahawks for three summers (1998-2000) as a training camp assistant.



A native of Bend, Ore., Powell graduated in political science and history from Linfield in 2002. He had a standout prep career at Mountain View High School, where he earned all-state honors before playing linebacker at Linfield.




## MICHAEL PARENTON

Pro Scout



Michael Parenton is in his fifth season with the Saints personnel department and his third as a pro scout. He joined the organization in July 2012 as a scouting assistant, where he served for two seasons.

The former offensive lineman played in two games with the New York Jets in 2009 after being signed by the club as an undrafted free agent out of Tulane University. The team captain was a four-year letterman on the Green Wave's football team and an All-Conference USA selection all four seasons. The Thibodaux, La. native graduated with a bachelor's degree in finance and also earned a master of accounting degree. He attended E.D. White High School in Thibodaux, where he lettered in both football and track. He was a three-year starter on both the offensive and defensive lines and a two-time first team 3A All-State selection.



## MIKE BAUGH

National Scout



Mike Baugh – an experienced member of the player personnel department who is entering his 24th season in the NFL – is in his 14th season as a member of the club's scouting staff and first as a national scout. Baugh is in his second stint with the Saints, rejoining the club in 2008 as an area scout after serving as a pro scout from 2000-04.

From 2005-07, Baugh served as the Assistant Director of Player Personnel for the Miami Dolphins. Prior to arriving in Miami, his responsibilities with New Orleans included evaluating free agent prospects, advance scouting of opponents and assisting in yearly draft preparations.

Baugh opened his NFL career with the Seattle Seahawks, spending eight years with the club in various capacities. He started as a public relations intern in 1992, served as an administrative assistant to head coaches Tom Flores and Dennis Er-



## FOOTBALL OPERATIONS

ickson from 1993-96 and moved to the player personnel department in 1997, where he was a scouting assistant. In 1998, Baugh was named manager of football administration for Seattle, and in 1999, his final year with the club, was promoted to assistant director of pro scouting.

Baugh graduated from Central Washington University with a bachelor's degree in business administration.



### STEVE MALIN


National Scout



Steve Malin is in his first year with the Saints as a national scout. From 2001-16, he served as a member of the New York Giants' scouting staff.

Before joining the Giants, Malin spent the 2000 season as a regional scout in the XFL. He was previously a defensive assistant for six seasons (1994-99) at Southern Methodist University. The Texas native began his coaching career at East Texas State University in 1993. He moved to SMU as a graduate assistant in 1994. Malin coached the inside linebackers in 1995 and 1996 and the defensive line from 1997-99.

Malin began his playing career at West Texas State University, where he was a tight end in 1989-90, before transferring to East Texas State where he was a linebacker, tight end and offensive tackle in 1991-92 and earned a bachelor's degree in kinesiology. Malin holds a master's degree in liberal arts from SMU.



### TERRY WOODEN

National Scout




Bringing the perspective of a 10-year NFL playing career and the last 13 years evaluating college players, Terry Wooden enters his 10th year with the Saints and first as a national scout. For his first nine years with the club he served as an area scout where his responsibilities included evaluating the prospects from the colleges located in the Western region of the country.

Wooden joined the Saints in 2007 after serving as a college scout for the Buffalo Bills from 2003-2006.

Wooden was selected in the second round (29th overall) by Seattle in the 1990 NFL Draft and played for the Seahawks through 1996. After departing Seattle, he had stints with the Kansas City Chiefs (1997) and the Oakland Raiders (1998). He posted career totals of 700 tackles, 10 sacks, seven interceptions, 34 passes defensed and 12 fumble recoveries. While with the Seahawks he was voted by his teammates as the club's 1992 Ed Block Courage Award winner, presented to the player who best exemplifies the principles of courage and sportsmanship.

During his college career at Syracuse, Wooden was a four-year starter and selected to the All-East Coast Athletic Conference first-team three times. He graduated in 1990 with a bachelor's degree in sociology. Following his career, Wooden was voted to the Syracuse All-Century Team.

Terry's brother, JoJo Wooden, is the director of player personnel for the San Diego Chargers.



## CODY RAGER

Area Scout



Cody Rager is in his second year with the Saints as an area scout. From 2014-15, he served as the University of Tennessee's director of recruiting. He spent the previous two seasons in the Miami Dolphins player personnel department. Rager served as the club's scouting assistant in 2012 and was

promoted to west regional scout in 2013. From 2010-12, Rager worked as a player personnel assistant at his alma mater, the University of Alabama, where he provided current information, evaluation and highlights for all Crimson Tide prospects. A native of Morris, Alabama, Rager received his bachelor's degree in finance and economics in 2010 and earned his master's degree in sport management in 2012.



## JON SANDUSKY

Area Scout



Jon Sandusky, a veteran of 15 seasons in player personnel, enters his second season with the Saints. Prior to coming to New Orleans, he spent five seasons with the Cleveland Browns, four as the director of player personnel and one as a player personnel associate. He joined the Browns in 2010,

after serving nine years in the player personnel department of the Philadelphia Eagles. He joined the Eagles in 2001 as an intern, served as pro scout from 2002-07 and was promoted to the club's director of pro personnel in 2008. Before joining the Eagles, Sandusky was a coaching intern for one year at Penn State (2000).

A native of State College, Pa., Sandusky was a safety for Penn State from 1996-99 and earned a bachelor's degree in exercise science. As a Nittany Lion, he was also a member of the Big Ten's All-Academic squad from 1998-99 and received the Frank Patrick Commitment Award in 1998 for his dedication, academics and conditioning.



## CASEY TALLEY


Area Scout



Casey Talley enters his first season as an area scout and his fifth year as a member of the Saints player personnel staff.

Prior to his most recent promotion, Talley worked for two years as the club's combine scout. From 2012-13, he served as a player personnel assistant. In his role, he assisted the team's player personnel department in various areas, including evaluating both college and professional players, advance scouting of upcoming opponents, in-season tryouts and attending college pro days.

Talley graduated from the University of Oklahoma in 2010 with a bachelor's degree in business administration.



## JOEY VITT JR.

Area Scout



Joey Vitt is in his eighth season with the Saints personnel department, for whom he has served a number of roles and his third as an area scout. He originally joined the organization in 2009 as a scouting assistant and then served as a combine scout from 2012-14. Vitt was born March 3, 1980

in Towson, Md. and majored in sports management at Towson. He is the son of Saints Assistant Head Coach/Linebackers Joe Vitt.





## C.J. LEAK

Combine Scout




C.J. Leak enters his first season with the Saints, working as a combine scout.

Leak joins New Orleans after seven seasons working with the Buffalo Bills' player personnel department, including two as a college area scout. Leak received his start with the Bills as a pro personnel assistant and then worked three years as the team's BLESTO scouting representative.

Before joining the NFL front office ranks, Leak spent a portion of the 2006 season on the Bills' practice squad and was signed by the Tampa Bay Buccaneers in the spring of 2007 before being released prior to the regular season.

Following a collegiate playing career primarily at quarterback and experience at tight end, outside linebacker and strong safety at the University of Tennessee and Wake Forest University, Leak worked in the recruiting and strength and conditioning departments at the University of Florida where he assisted the staff with prospect evaluations and daily football operations.

Lake graduated from Tennessee in 2004 with a degree in sociology. His dad, Curtis, was drafted by the Green Bay Packers in 1976 and spent four years in the NFL with Green Bay, Pittsburgh, Tampa Bay and the Los Angeles Rams. Leak's younger brother, Chris was the quarterback for the 2006 National Champion Gators.



## PAUL ZIMMER

College Scouting Coordinator



Entering his 10th season with the Saints organization, Paul Zimmer is in his fourth year as college scouting coordinator for the Saints.

He is responsible for maintaining the day-to-day operations of the college scouting department regarding scouts' scheduling, processing and organizing the information gathered on draft-eligible players and maintaining a computer database of scouting reports.

The Sioux Falls, S.D. native served as a video assistant from 2010-13, where his primary duties were filming all games and practices, organizing weekly game film



from other teams and creating specialized cutups for the coaching staff. He first joined the club as a ticket and suite sales account executive in 2007.

Zimmer played rugby at Northwest Missouri State and graduated in 2007 with a bachelor's degree in marketing.




## JUSTIN MATTHEWS

Player Personnel/Analyst



Entering his seventh season with the Saints, Justin Matthews has a wide-range of responsibilities in the football operations department entering his second season as a player personnel/analyst. In his position, he assists Vice President of Football Administration, Khai Harley, with the management of the salary cap and player contract and salary analysis, as well as assisting the club's player personnel department in monitoring daily league transactions, assisting with evaluations and performing various projects regarding leaguewide statistical and market trends. Prior to 2015, Matthews served as a video assistant for two years, after initially starting with the club in their stadium operations department in 2010.

He is a graduate of Tulane University with a bachelor's degree in both accounting and finance, and a master's of accountancy.



## FRED McAFEE

Director of Player Development



With a wide-range of responsibilities centered around helping players and their families improve their quality of life as well as invest in their futures, Fred McAfee enters his 10th season as director of player development. He also organizes continuing college education opportunities, internships, life skills training seminars, financial education classes and family assistance.

In addition, McAfee serves as a conduit between players and their dealings with coaches and management. He also helps rookies adjust to the NFL and assists former players in making the transition into life following their careers. He was a longtime standout as a Saints player, and retired following the 2006 season after a 15-year career.



# FOOTBALL OPERATIONS

The transition to the front office has been smooth for McAfee, who was known as a positive influence in the locker room during his time in the league. He played in 194 games in his career, including 122 contests in two stints with New Orleans. Picked by the Saints in the sixth round of the 1991 NFL Draft, he played for three of the club's five division champion teams and has been affiliated with the team for all five, including the 2009 Super Bowl XLIV Championship campaign.

McAfee first played for the Saints from 1991-1993, leading New Orleans in rushing as a rookie with a career-high 494 yards. That season the Saints won their first NFC West title. After a seven-game stint with the Arizona Cardinals in 1994, he was signed by Pittsburgh later that season. He stayed with the Steelers until 1997, and served as their special teams captain for two years.

McAfee rejoined the Saints in 2000 and was voted to the Pro Bowl in 2002 for his stellar special teams play. His final game in New Orleans was the 2006 regular season finale vs. the Carolina Panthers, and one of the final carries of McAfee's career was a six-yard burst for a touchdown in the third quarter.

He attended Mississippi College, where McAfee graduated with a bachelor's degree in mass communications and was inducted into the Division II College Football Hall of Fame in 2011. In 2007, he completed the NFL Managers Program at Stanford University's Executive Education Graduate School of Business. He has also completed his Athlete Development Professional Certification at the Wharton School of Business.

## FOOTBALL OPERATIONS



**DEBBIE GALLAGHER**  
Exec. Asst. to the  
EVP/GM



**DANNY LAWLESS**  
Director of Security



**BAILEE BROWN**  
Scouting Assistant



**BEN MARTINEZ**  
Scouting Assistant



**GREG CASTILLO**  
Scouting Intern



**BEN AUTIN**  
Football IT





## GREG BENSEL

Senior Vice President of Communications



With responsibilities that include serving as the team’s official spokesman, overseeing all internal and external communications and being the primary liaison between the club and national and local media, Senior Vice President of Communications Greg Bense enters his 20th season with the Saints and his fifth in his current position. In addition to overseeing all communications efforts for the Saints, Bense also serves in the same role for the NBA’s New Orleans Pelicans.

In addition to his duties with both the Saints and Pelicans, Bense also manages the communications efforts of Owner Tom Benson’s community giving and business enterprises. He also serves as race manager of Tom and Gayle Benson’s thoroughbred racing enterprise, GMB Racing, which featured two entrants in the 2016 Kentucky Derby.

Bense was promoted to vice president in 2006 after serving for nine seasons as director of media & public relations. In addition to managing his staff, his duties include working with the NFL’s network media partners, media operations for home and away games and planning the long-range public relations initiatives for the club.

Bense has also worked on the NFL public relations staffs for Super Bowl XXXII, XXXIII and XXXVI.


Prior to joining the Saints, Bense was director of media relations for the Super Bowl XXXI Host Committee and the Greater New Orleans Sports Foundation. He has also served on the media committee for the NCAA Men’s Final Four, the SEC Men’s Basketball Tournament and the Sugar Bowl.

A New Orleans native who graduated from Jesuit High School and Tulane, Bense started his professional career as a media relations administrator for the PGA of America in Palm Beach Gardens, Fla., where he served on the public relations staffs for the 1991 PGA Championship, the 1991 Senior PGA Championship and the 1991 Ryder Cup.



# FOOTBALL OPERATIONS

## COMMUNICATIONS STAFF/PHOTOGRAPHY



**DOUG TATUM**  
Executive Director of  
Digital Media



**FITZ OLLISON**  
Senior Director  
of Football  
Communications



**JUSTIN MACIONE**  
Football  
Communications  
Manager



**DOUG MILLER**  
Communications/  
Broadcast Manager



**BETH BLACKBURN**  
Digital Marketing  
Manager



**LAYNE MURDOCH JR.**  
Digital Media Video/  
Photo Manager



**ALEX RESTREPO**  
Social Media Manager




**ANNIE HILLS**  
Digital Media  
Communications  
Coordinator



**LAUREN LEVENSON**  
Digital Media  
Coordinator



**EVAN MEYERS**  
Communications/  
Alumni Coordinator



**JUSTIN PEREZ**  
Communications Intern



**MICHAEL C. HEBERT**  
Director of Photography



**JOHN DESHAZIER**  
Senior Writer/Digital  
Media Contributor




**SEAN KELLEY**  
Digital Media  
Contributor



**ASHLEY AMOSS**  
Video Producer



**DAN SIMMONS**  
Alumni/Legends  
Development Coordinator



## DAVE DESPOSITO

Video Director



Dave Desposito, who oversees the filming of all games and practices and edits the video on a daily basis for the coaches, scouts and front office personnel, enters his 15th season with the Saints as video director.

Desposito's responsibilities include breaking down the opponent's weekly game video and keeping a detailed archive for the coaching staff. Under his supervision, the Saints have also installed a state-of-the-art, digital editing system networked throughout the building via computer, accessible by the coaching and player personnel staff. Desposito also oversaw the club's upgrade to HD technology. It's time-consuming work that involves late nights and tight deadlines, and the game film that Desposito and his staff generates – as well as that of every NFL team – is uploaded to a network that all 32 teams have access to.

Desposito came to New Orleans after serving as assistant video director from 1998-2001 for the Jacksonville Jaguars. He worked from 1993-97 for the New York Giants as an intern, coach's show assistant and video assistant.

A native of Little Ferry, New Jersey, Desposito graduated from William Paterson University with a degree in communications.

### VIDEO STAFF



**JOE ALLEY**  
Assistant Video Director



**KEVIN PETRY**  
Video Assistant



**TIM YOUNGBLOOD**  
Video Assistant





## SCOTTIE PATTON

Head Athletic Trainer



Scottie Patton, a 25-year veteran of the NFL and entering his 17th season with the Saints, coordinates all medical care and injury rehabilitation as the club's head athletic trainer. He has supervised the team's athletic training staff and set all policies since arriving in New Orleans in 2000.

The Saints' athletic training department has earned a number of awards under Patton's direction. He and his staff were honored as the 2007 Athletic Training Staff of the Year by the Southeastern Athletic Trainers Association. In 2006, they were honored as the Athletic Training Staff of the Year by both the Professional Football Athletic Trainers Society and the National Football League Physician's Society.

Only the third head athletic trainer in club history, Patton served as an assistant athletic trainer with the Philadelphia Eagles from 1996-99 and as an assistant athletic trainer for San Francisco for the previous five years. With the 49ers, Patton was on the staff of the Super Bowl XXIX Champions. He has also served three times as an athletic trainer for the NFC squad at the Pro Bowl, including in 2007 with the Saints. With the club's Super Bowl XLIV triumph, Patton has been a member of two World Championship athletic training staffs.

Patton earned a bachelor's degree in Sports Medicine/Exercise Science from Appalachian State University in 1990. After enrolling in graduate school at the University of South Carolina, Patton completed his master's in Sports Medicine at San Jose State in 1996. A certified athletic trainer, he is a member of the National Athletic Trainers Association (NATA) and the Professional Football Athletic Trainers Society. The NATA's recognized him for 25 years of membership.

Patton began his career as a graduate assistant athletic trainer at South Carolina (1990-91), as a student athletic trainer at Appalachian State (1986-90) and a summer training camp and assistant athletic trainer with the 49ers from 1988-89. During his final two years with the Eagles, Patton created the Patton Football/Athletic Training Clinic, a non-profit venture in the offseason that provided instruction in athletic training and football skills in his hometown of Gastonia, N.C.

Patton also organizes and hosts an annual Athletic Training Symposium at the team's practice facility for high school students from all over the country who desire the opportunity to learn about athletic training from experts in the field.





## BEAU LOWERY

Director of Rehabilitation



Beau Lowery, who brings 18 years of experience in his field, enters his fifth season with the Saints and second as the club's director of rehabilitation. He is responsible for treating and rehabilitating players throughout the year as a physical therapist and assistant athletic trainer.

Lowery came to the Saints in 2011 as an assistant athletic trainer/physical therapist after spending two years as a physical therapist/athletic trainer at the Baton Rouge Orthopaedic Clinic and helping establish the Elite Physical Therapy and Sports Medicine in Baton Rouge, La. Lowery served as an associate athletic trainer/physical therapist at Louisiana State University from 2004-10. His primary responsibilities were serving as the physical therapist and athletic trainer for the baseball program during a period when they won one Southeastern Conference title, three conference tournament championships and one College World Series. Lowery also oversaw men's golf and cheerleading at LSU. While serving as a graduate assistant from 2004-05, he worked with the women's soccer and gymnastics programs. The Seminary, Miss. native also served as an adjunct professor at LSU for six years.

Lowery graduated from the University of Mississippi Medical Center in 1998 with a bachelor's degree in physical therapy. Following graduation, he worked as a physical therapist at South Central Regional Medical Center in Laurel, Miss. While working in Laurel, Lowery finished his athletic training internship at Jones County Junior College and Jones County High School in June, 2000. Lowery then became the outpatient physical therapy coordinator of South Central Regional Medical Center and the athletic trainer for Laurel High School.

Prior to his work at LSU, Lowery worked with the Pittsburgh Steelers for three summers. While a graduate assistant at LSU, he earned his master's degree in kinesiology with an emphasis in motor behavior. Lowery completed the doctorate of physical therapy program (tDPT) through the University of Mississippi Medical Center in August, 2013. Lowery is also certified in Sports Physical Therapy through the American Board of Physical Therapy Specialists.





## KEVIN MANGUM

Assistant Athletic Trainer



Among the club's longest-tenured employees, Assistant Athletic trainer Kevin Mangum works in conjunction with the other members of the training staff to maintain the overall health and welfare of the team while also treating and rehabilitating injured players.

A native of Tylertown, Miss., Mangum has collected a lengthy list of honors as he enters his 36th season with the Saints, including being inducted into the Louisiana Athletic Trainers Association Hall of Fame in 2008.

His contributions have helped the athletic training staff earn several awards, including the 2007 Southeastern Athletic Trainers' Association (SEATA) Professional Athletic Trainers Award, the Fain Cain Memorial Award in 2006 and the NFL Athletic Training Staff of the Year in 1986 and 2006. Mangum received the Southeast Athletic Trainers Association's 1991 Backbone Award, which recognizes the region's outstanding assistant athletic trainer. In 2015, he was the NFC recipient of the Tim Davey Assistant Athletic Trainer Award, as voted on by his NFL peers with the Professional Football Athletic Trainers Society.

Mangum was a student athletic trainer for two years at Southwest Mississippi Junior College and two more at the University of Southern Mississippi before joining the Saints in 1981. He received a bachelor's degree in athletic administration with a specialization in athletic training from USM in 1981, and an advanced degree in physical education from the University of New Orleans in 1988.

Mangum is a member of both the Southwest Mississippi Junior College and University of Southern Mississippi Sports Hall of Fames.



## BEN STOLLBERG

Assistant Athletic Trainer



Ben Stollberg is in his third season with the Saints and was named one of the club's assistant athletic trainers in 2014.

Prior to joining the Saints, Stollberg served as an assistant athletic trainer at Mississippi State University from 2011-14. He worked with the Bulldogs football and women's tennis pro-



# FOOTBALL OPERATIONS

grams. In 2014, Stollberg received the Southeast Athletic Trainers Association's Backbone Award, which recognizes the region's outstanding assistant athletic trainer.

Stollberg studied at Louisiana State University and received a master's degree in kinesiology in 2011. He served as a graduate assistant at LSU from 2009-11, working with the football and men's & women's track & field/cross country programs. He graduated from Marquette University in 2009 with a bachelor of health sciences degree in athletic training.

Stollberg is a member of the National Athletic Trainers Association (NATA) and the Professional Football Athletic Trainers Society. Stollberg is certified in Active Release Techniques and is a certified Performance Enhancement Specialist through the National Academy of Sports Medicine (NASM).

## MEDICAL STAFF



**DR. JOHN AMOSS**  
Team Physician



**DR. DERYK JONES**  
Team Orthopedist



**DR. MISTY SURI**  
Team Orthopedist



**JAMIE MEEKS**  
Director of Sports Nutrition



## JOHN BAUMGARTNER

Head Equipment Manager



In 2016, Baumgartner enters his 14th season with the organization, second as head equipment manager. In this role, he is responsible for the endless list of details that goes into filling the team's needs, including the purchase, upkeep and repair off all equipment and uniforms for the players and coaches, the transportation of that equipment for road trips and training camp as well as the daily practice field arrangement.

He began his career in the NFL working in the equipment room for the Saints in 2003. In 2008 he was promoted to assistant equipment manager. He also served as head equipment manager of the club's Arena Football League entry, the New Orleans VooDoo in 2007, assisting in the club's equipment department from 2004-05.

# FOOTBALL OPERATIONS

Following the 2005 season, Baumgartner was a part of a Saints equipment staff that was selected in a vote by their peers for the Whitey Zimmerman Memorial Award, annually given to the NFL equipment staff that exceeds the usual demands of the position. That season, the equipment staff overcame extraordinary challenges in the forced evacuation from New Orleans because of Hurricane Katrina.

The son of former Saints defensive lineman Steve Baumgartner, John Baumgartner attended the University of Southern Mississippi, where he played on the offensive line from 2000-02. The Covington native graduated with a bachelor's degree in sports administration in 2004.

## EQUIPMENT STAFF



**COREY GAUDET**  
Assistant Equipment Manager



**JOEL GASTRIGHT**  
Equipment Assistant

## NEW ORLEANS SAINTS FIRSTS

First Regular Season Opponent.....	Los Angeles Rams, 9/17/1967
First Regular Season Win .....	Philadelphia Eagles, 11/5/1967
First Monday Night Opponent .....	Kansas City Chiefs, 9/25/1972
First Monday Night Win .....	Pittsburgh Steelers, 11/19/1984
First Opponent Shutout.....	Buffalo Bills, 11/4/1973
First Preseason Opponent .....	Los Angeles Rams, 8/2/1967
First Preseason Win .....	St. Louis Cardinals, 8/12/1967
First Overtime Opponent .....	San Francisco 49ers, 11/13/1977
First Overtime Win .....	Chicago Bears, 9/18/1983
First Playoff Game .....	Minnesota Vikings, 1/3/1988
First Playoff Win .....	St. Louis Rams, 12/30/2000
First Player Ever Drafted .....	FB Leslie Kelley (Alabama), 1967
First Ever Regular Season Points/TD .....	94-yard kickoff return by John Gilliam vs. Los Angeles, 9/17/1967
First Ever Playoffs Points/TD .....	10-yard reception by Eric Martin vs. Minnesota, 1/3/88





**ADMINISTRATION**



## BEN HALES

Senior Vice President of Marketing & Business Development



Ben Hales was named Senior Vice President of Marketing and Business Development for the New Orleans Saints and New Orleans Pelicans in June of 2012 and oversees marketing initiatives for both teams. Hales, who enters his 17th season with the Saints and fifth with the Pelicans, spent seven seasons as the team's Vice President of Marketing and Business Development.

On a daily basis, Hales directs the Saints' marketing and creative efforts, as well as community initiatives and game and event presentation. He's also intricately involved in both clubs' critical planning of short-term and long-range marketing efforts. Hales' duties also entail stadium operations at the Mercedes-Benz Superdome, broadcasting partnerships, promotions, advertising, special events and youth programs.

During the 2012-13 NBA season, the Hornets franchise announced that they would rebrand following the season and become the New Orleans Pelicans. Hales was instrumental in the rebranding efforts from start to finish, helping to first conceptualize the look to represent the Pelicans namesake and leading the planning for the official announcement in January 2013.

In 2011, Hales finalized a ground-breaking 10-year naming rights deal for the stadium with Mercedes-Benz. Throughout his tenure, he has helped create and implement a variety of innovative opportunities for local and national partners to build relationships with the club, including the development of Patron Saints Partners, a premium sponsorship program. Under his direction the club has added a sponsorship and fulfillment department, to ensure corporate partners receive the highest level of service.

The Saints have continued to increase the number and variety of television and radio programs after Hales assumed the role of the club's primary programming negotiator. In addition to three weekly in-season television programs, the Saints now produce numerous specials that have aired on three different local television stations throughout each season.

In 2006, the Saints achieved the first season ticket sellout in team history, a feat the team has equaled each season since then. The club was named the 2006 Marketer of the Year by the American Marketing Association's New Orleans regional chapter and also received the 2007 MAX Award for its 2006 "Winning Is An Attitude" advertising campaign.




Hales joined the Saints in 2000 as a corporate sales account executive. In 2001, he was promoted to corporate sales and broadcasting manager before becoming a director the following year and assuming the responsibilities of business and marketing operations.

Prior to joining the Saints, Hales worked in television advertising in the New Orleans market. In addition to his community efforts on behalf of the team, Hales is a member of the New Orleans City Park Board of Commissioners and the People's Health Champions Selection Committee while also serving on the Super Bowl Bid Executive Committee and the NCAA Final Four Committee. Hales has also recently served on the Super Bowl XLVII Host Committee Executive Committee and NBA All-Star Host Committee.

In 2013, Hales was honored as a Young Leadership Council (YLC) Role Model and was named as one of *The Gambit's* 40 under 40 in 2012.

A native of New Orleans and a longtime Saints terrace and plaza level season ticket holder before joining the club, Hales earned a degree in English from the University of Mississippi in 1996.



### ED LANG

Senior Vice President/  
Chief Financial Officer



Ed Lang was named Senior Vice President/Chief Financial Officer for the New Orleans Saints and New Orleans Pelicans in June, 2012.

Entering his fifth year with the Saints and sixth with the Pelicans, Lang maintains the financial operations for both clubs, is the principal liaison with all vendors that service them and also oversees several administrative and operations departments. He supervises the business analytics, human resources, information technology and facilities and grounds departments for both clubs. Lang also has served as the primary contact for the NBA in related matters to his responsibilities since first being named CFO of the Pelicans franchise in 2011.

The Cincinnati, Ohio native came to New Orleans following 13 years with the NHL's Nashville Predators in several different leadership capacities. For his final three years with the club he served as the organization's President of Business Operations after the successful sale of the team to a new ownership group. Lang, who was with the franchise at its inception, began as the organization's Vice President/CFO and was named Executive Vice President of Finance and Administration/CFO in 2005.


Instrumental in assisting the club's founder Craig Leipold in securing the expansion franchise that became the Predators in 1997, Lang was one of the club's first employees, playing an important role in creating the organization's structure and establishing its business operations. He was in charge of all aspects of the Predators operations outside of hockey, including Bridgestone Arena operations and development of the club's long-term plans and goals. He was responsible for the franchise's business operations, which included ticket operations and sales, sponsorship sales, broadcasting, marketing, communications and development, administration and finances.

Prior to joining the Predators, Lang worked for S.C. Johnson and Son in Racine, Wis. for 12 years. He served in a variety of business and financial capacities, including venture manager for the office of the chairman, financial support manager, North America professional markets; and financial project manager, corporate financial analysis.

In March of 2006, Lang was elected to the board of directors for Johnson Outdoors, a leading global outdoor recreation company. The company designs, manufactures and markets a portfolio of winning, consumer-preferred brands across four categories: watercraft, marine electronics, diving and outdoor equipment.

After moving to Nashville in 1997, Lang became very active in the Middle Tennessee community. He served as Chairman of Nashville's Adventure Science Center in 2008-10, and as a member on numerous boards including the Nashville Convention and Visitors Bureau, the Nashville Downtown Partnership, Make-A-Wish Foundation of Middle Tennessee and the Nashville Predators Foundation. In 2011, Lang was appointed to the Loyola University New Orleans School of Business Visiting Committee. Lang was also appointed to the Southeast Louisiana Boy Scouts of America board in 2015.

A 1985 Indiana University graduate with a B.S. in finance, Lang received his MBA from Marquette University in 1992. He is an outdoor enthusiast and has competed in numerous triathlons, marathons and cycling events. He also enjoys skiing and mountain climbing.



## VICKY NEUMEYER

Senior Vice President/General Counsel



Vicky Neumeyer was named Senior Vice President/General Counsel of the New Orleans Pelicans, in addition to serving in the same position for the New Orleans Saints, in June, 2012, overseeing all legal aspects of both franchises.

Providing comprehensive legal consultation and services to the clubs' executive staff and assuring compliance in all of the organizations' business endeavors, Neumeyer has been a key member of the Saints' front office since joining the club in 2000 and was promoted to vice president/general counsel in 2006.


Her responsibilities include drafting key documents - including leases, sponsorship agreements and broadcast contracts - identifying and analyzing legal issues and presenting comprehensive recommendations.

A member of the Louisiana and federal bar associations, prior to joining the Saints, Neumeyer spent over five years as an in-house corporate litigation attorney for Exxon. Previously she served as a judicial clerk for the Supreme Court of Louisiana and was in private practice as a consultant to major corporate clients and law firms.

Neumeyer possesses extensive experience in Sports Law, including antitrust, labor and organizational matters. She also has a comprehensive background in CAD engineering, software development firm drafting, negotiating contracts worldwide, copywriting and in handling legal business issues.

In 2004, Neumeyer was selected by the Saints to attend the Stanford Business School's Executive Education NFL-Stanford Program for Managers, an educational program and honor known league-wide as an important training ground for promising executives. She has also been invited to speak at several venues, including Harvard Law School, The Sports Lawyer's Association annual conferences, American Bar Association programs, Tulane Law School, and Loyola Law School. She sits on the boards of the Make-A-Wish Foundation (Texas Gulf Coast and Louisiana) as well as the Sports Lawyers' Association, and is actively involved with the Girl Scouts of Southeast Louisiana.

After completing her undergraduate work Summa Cum Laude at the University of Wisconsin, Neumeyer earned a Master of Science Degree in Audiology at the school. She graduated with honors from Loyola Law School and attained a Master of Law with Distinction with a dual emphasis in Intellectual Property Law and Sports Law from Tulane School of Law.



## MICHAEL STANFIELD

Senior Vice President of Sales



Michael Stanfield was named Senior Vice President of Sales for the New Orleans Saints and New Orleans Pelicans in June, 2012. He oversees all consumer and corporate sales efforts for both clubs.

Entering his 17th season with the Saints and fifth with the Pelicans, Stanfield is responsible for all of the club's sales efforts – directing the sale of season and group tickets and corporate partnerships, developing sales executives to the next level in their field, supervising the lease of Mercedes-Benz Superdome and Smoothie King Center luxury suites, managing food and beverage for both facilities, overseeing the sale of all team merchandise as well as maintaining the clubs' high standards of customer service and retention.

Since taking over leadership of the Pelicans' ticket sales and merchandising efforts, the organization has seen an increase in season-ticket sales and merchandise sales that were the second-biggest growth in the NBA in 2013, followed by additional significant increases.

Under his direction, the Saints have surpassed the majority of the club's ticket sales milestones, including selling out on a season-ticket basis for the first time in franchise history in 2006 – a feat that has reached 10-straight seasons. In addition the club has leased every Superdome suite since the beginning of the 2008 campaign. Saints official merchandise has grown annually into one of the NFL's top sellers. Stanfield also supervises the ticket, suite sales and box office personnel on a daily basis, in addition to serving as the food and beverage service liaison with the Mercedes-Benz Superdome.

Since Stanfield's arrival in 2000, the Saints have sold out every contest in the Superdome but one. Prior to the 2006 season, an innovative season-ticket marketing program fueled the rise of filling the stadium on a season-ticket basis. Fans on all economic levels were reached in an effort to retain existing accounts while cultivating new ones, and those efforts built a waiting list that has continued to grow for season tickets for the first time in franchise history. In 2014, the team established a single-season regular season attendance record for games played at the Mercedes-Benz Superdome with 584,900 fans attending Saints games.

Stanfield has also helped oversee the institution of a direct mail and email database to generate ticket sales and excitement surrounding the club and initiated other creative promotional campaigns by using the club's ever-expanding social and new media platforms. The Saints have also been recognized as one of the top organizations in professional sports for their customer service initiatives and out-





# ADMINISTRATION

reach programs, including being named the top professional sports organization by ESPN The Magazine in June, 2010.

In 2007, Stanfield completed the Stanford Business School's Executive Education NFL-Stanford Program for Managers, an educational program and honor known league-wide as an important training ground for promising executives.

In prior work experience, Stanfield served as director of ticket sales for the Detroit Tigers in 1998 where the Major League Baseball club achieved a then-club record for ticket revenue over a two-year span. He previously served as the director of ticket sales for the International Hockey League's Detroit Vipers in 1997. He was a member of the ticket sales staff for the Florida Marlins expansion franchise in 1993.

Stanfield is on the Board of Directors for the Jefferson Chamber, and served as a member of the Super Bowl XLVII Host Committee and the 2014 NBA All-Star Game Executive Host Committee. He is currently serving as a participant in the Jefferson Leadership Class of Eight, whose mission is to develop a diverse network of dedicated business and community leaders with the capacity to improve the quality of life for all citizens in Jefferson Parish and the Greater New Orleans region. Stanfield is a graduate of St. Leo University (Fla.). A sports industry public speaker, Stanfield has given presentations at many national events. He is also an active speaker at numerous youth foundations and professional groups throughout the Gulf South.

## EXECUTIVE STAFF



**MELISSA  
MANWARING**  
Executive Assistant  
to the Owner




**MELISSA  
HOADLEY**  
Executive Assistant to  
the Executive Officer



**CHRIS  
PECK**  
Personal Security to  
Ownership



# ADMINISTRATION



**JUAN AGUILERA**  
Corporate Sales  
Account Executive



**BRIAN BEAN**  
Premium Seating  
Account Executive



**GENA BOUDREAUX**  
Season Ticket  
Account Manager



**CHARLENE BROWN**  
Receptionist



**JEANNE BROWN**  
Executive Assistant to  
the President



**JOE CHAVIS**  
Ticket Operations  
Coordinator



**KEITH CLAVERIE**  
Manager of Creative  
Services



**KIRK COHEN**  
New Business  
Development  
Account Executive




**ZAC COOPER**  
New Business  
Development  
Account Executive



**FRANK DePIZZO**  
Director of Operations



**KEIRA DURRETTE**  
Director of Partnership  
Activation




**DREW FELSENTHAL**  
New Business  
Development  
Account Executive



**KEVIN FERGUSON**  
Premium Seating  
Account Executive



**LYNNE FIRMIN**  
Group Service Manager



**KYLE FOSTER**  
New Business  
Development  
Account Executive



**JONATHAN GIBSON**  
Digital Media  
Account Executive



**COURTNEY GROS**  
Senior Service &  
Retention Account  
Executive



**TIM GRZYCH**  
Senior Service &  
Retention Account  
Executive



**CHRIS GUIDRY**  
Group Sales Manager



**AMANDA GULLETTE**  
Receptionist

# ADMINISTRATION



HISTORY • RECORDS • ADMINISTRATION • FOOTBALL • OWNERSHIP




**ALEX HAMILTON**  
Director of Ticket Operations



**TYLER HARBISON**  
Operations Manager




**CHRIS HARPSTER**  
Group Sales Account Executive



**STEPHANIE HARPSTER**  
Senior Service & Retention Account Executive



**CINDY HART**  
Executive Director of Suite Sales & Services



**DENTON HUNTER**  
Senior Group Sales Account Executive



**DERRICK JAMES**  
Box Office Manager



**MIKE KARCZEWSKI**  
Ticket Operations Coordinator




**KATIE KRAJECER**  
Partnership Activation Specialist



**ANGELA LEON**  
Ticket Operations Coordinator



**BLAKE LEONARD**  
New Business Development Account Executive



**ZACH LICHSTEIN**  
Season Ticket Account Executive



**EMILE MAFFEI**  
Season Ticket Account Executive



**ANGEL MATA**  
Ticket Operations Coordinator



**R.J. MATA**  
Director of Corporate Partnerships



**CHASE McVAY**  
Group Sales Account Executive



**MEGAN SULLIVAN MILAZZO**  
Partnership Activation Specialist



**ROB MINTER**  
Director of Premium Seating



**JAMIE MOORE**  
Community Affairs Coordinator



**EMILE MOUSSA**  
Season Ticket Account Manager

# ADMINISTRATION



**AMBER MYCZKOWIAK**  
Service & Retention  
Account Executive



**JESSE NANTZ**  
Group Sales Account  
Executive



**COREY NEUBERGER**  
Senior Service &  
Retention Account  
Executive



**VIRGINIA PACE**  
Premium Services  
Coordinator



**ANTHONY PARILLA**  
Manager of New  
Business Development



**STEPHEN PATE**  
Senior Director of  
Community &  
Governmental Affairs



**CHRIS PAYTON**  
Youth Programs  
Coordinator




**MATT PERRIN**  
Group Sales Account  
Executive



**JESSICA RICHARDSON**  
Executive Director of  
Marketing



**JOSH RICHARDSON**  
Executive Director of  
Live Programming &  
Broadcasting



**ADRIEL ROCHA**  
Youth Programs  
Coordinator



**JENNA ROMIG**  
Partnership Activation  
Manager



**BRYAN ROSS**  
Executive Director of  
Ticket Sales & Service




**JARED SAMPSON**  
Director of Gameday  
Entertainment &  
Special Events



**ROBERT SCHOLL**  
Service & Retention  
Account Executive



**PAUL SCHULER**  
Operations Coordinator



**MARIO SCRAFALOTO**  
Service & Retention  
Account Executive



**ELICIA BROUSSARD-SHERIDAN**  
Director of  
Community Affairs



**BLAKE SIMON**  
Director of Ticket  
Service & Retention



**WILL SMITH**  
Season Ticket  
Account Executive

# ADMINISTRATION



**DAVID STERN**  
New Business Development  
Account Executive



**CONOR SWEENEY**  
Youth Programs  
Coordinator



**ASHLEY THIEDKE**  
Director of Premium  
Services



**IAN TIGCHELAAR**  
Senior Director of  
Business/Marketing  
Operations



**JASON TROSCCLAIR**  
Director of Youth  
Programs




**CHAD VINCENT**  
Graphic Designer



**CHRIS WILSON**  
Corporate Sales  
Account Executive

## FINANCE & ACCOUNTING



**CHARLEEN SHARPE**  
Comptroller



**JAY ROMIG**  
Administrative Director



**PATRICE GUNTER**  
Corporate Controller



**MALLORY VEDROS**  
Senior Staff Accountant



**JOHN BERFERT**  
Mail Clerk

## BUSINESS ANALYTICS



**JEFF GOSEY**  
Senior Director of  
Business Analytics



**MIKE KING**  
Database & Analytics  
Manager



**DAVE FAVALORO**  
Business Analytics  
Coordinator



**MATTHEW SHARPE**  
Workers' Compensation  
& Compliance  
Coordinator

## LEGAL

# ADMINISTRATION

## FACILITIES



**TERRY  
ASHBURN**  
Facilities Director



**WADE  
VICKNAIR**  
Assistant Facilities  
Manager



**COREY  
ROGERS**  
Grounds Superintendent



**GORDON  
DUPLESSIS**  
Facilities Assistant



**CODY  
VICKNAIR**  
Facilities Assistant

## HUMAN RESOURCES



**RYAN  
VICKNAIR**  
Facilities Assistant



**PAT  
McKINNEY**  
Executive Director of  
Human Resources



**MARY  
VINET**  
Human Resources  
Generalist



**ALYSSA  
WALTER HADDEN**  
Human Resources  
Coordinator

## INFORMATION TECHNOLOGY



**JEFF  
HUFFMAN**  
Director of Information  
Technologies



**JODY  
BARBIER**  
Senior Network and  
Support Manager



**KEVIN  
BREWER**  
Computer Systems  
Administrator



**CHRIS  
CHAPITAL**  
Desktop Support  
Specialist



**BRAD  
MILLET**  
Desktop Support  
Specialist



**RECORDS**

# CAREER LEADERS

## Scoring

		TD	PAT	FG	Total
1.	Morten Andersen (1982-94)	0	412	302	1,318
2.	John Carney (2001-06, 09-10)	0	264	168	768
3.	Doug Brien (1995-2000)	0	144	123	513
4.	Marques Colston (2006-15)	72	0	0	432
5.	Garrett Hartley (2008-13)	0	176	82	422
6.	Deuce McAllister (2001-09)	55	0	0	330
7.	Dalton Hilliard (1986-93)	53	0	0	318
8t.	Joe Horn (2000-06)	50	3*	0	306
8t.	Jimmy Graham (2010-14)	51	0	0	306
10.	Eric Martin (1985-93)	48	0	0	288

\* – Two-point conversions

## Touchdowns

		No.
1.	Marques Colston (2006-15)	72
2.	Deuce McAllister (2001-09)	55
3.	Dalton Hilliard (1986-93)	53
4.	Jimmy Graham (2010-14)	51
5.	Joe Horn (2000-06)	50
6.	Eric Martin (1985-93)	48
7.	Pierre Thomas (2007-14)	41
8.	Lance Moore (2005-13)	39
9.	Danny Abramowicz (1967-73)	37
10.	Tony Galbreath (1976-80)	33
	Reggie Bush (2006-10)	33

## Rushing Yards

		Att.	Yards	Avg.	Long	TD
1.	Deuce McAllister (2001-09)	1,429	6,096	4.3	76t	49
2.	George Rogers (1981-84)	995	4,267	4.3	79t	23
3.	Dalton Hilliard (1986-93)	1,126	4,164	3.7	65t	39
4.	Pierre Thomas (2007-14)	818	3,745	4.6	48	28
5.	Rueben Mayes (1986-88, 90)	837	3,408	4.1	50	23
6.	Chuck Muncie (1976-80)	788	3,393	4.3	69t	28
<b>7.</b>	<b>Mark Ingram (2011-)</b>	<b>748</b>	<b>3,195</b>	<b>4.3</b>	<b>70</b>	<b>26</b>
8.	Ricky Williams (1999-2001)	814	3,129	3.8	46	16
9.	Tony Galbreath (1976-80)	760	2,865	3.8	74t	27
10.	Mario Bates (1994-97)	678	2,554	3.8	74t	21

## Passing Yards

		Yards	Att.	Comp.	Pct.	TD	Int.
<b>1.</b>	<b>Drew Brees (2006-)</b>	<b>48,555</b>	<b>6,276</b>	<b>4,240</b>	<b>67.6</b>	<b>348</b>	<b>152</b>
2.	Archie Manning (1971-75, 77-82)	21,734	3,335	1,849	55.4	115	156
3.	Aaron Brooks (2000-05)	19,156	2,771	1,563	56.4	120	84
4.	Bobby Hebert (1985-89, 91-92)	14,630	2,055	1,202	58.5	85	75
5.	Jim Everett (1994-96)	10,622	1,571	958	61.0	60	48
6.	Billy Kilmer (1967-70)	7,490	1,116	592	53.0	47	62
7.	Dave Wilson (1981, 83-88)	6,987	1,039	551	53.0	36	55
8.	Steve Walsh (1990-93)	3,879	620	336	54.2	25	22
9.	Ken Stabler (1982-84)	3,670	570	326	57.2	17	33
10.	Billy Joe Tolliver (1998-2000)	3,343	467	249	53.3	15	20

## Passing Touchdowns

		TD	Att.	Comp.	Yards	Pct.	Int.
<b>1.</b>	<b>Drew Brees (2006-)</b>	<b>348</b>	<b>6,276</b>	<b>4,240</b>	<b>48,555</b>	<b>67.6</b>	<b>152</b>
2.	Aaron Brooks (2000-05)	120	2,771	1,563	19,156	56.4	84
3.	Archie Manning (1971-75, 77-82)	115	3,335	1,849	21,734	55.4	156
4.	Bobby Hebert (1985-89, 91-92)	85	2,055	1,202	14,630	58.5	75
5.	Jim Everett (1994-96)	60	1,571	958	10,622	61.0	48
6.	Billy Kilmer (1967-70)	47	1,116	592	7,490	53.0	62
7.	Dave Wilson (1981, 83-88)	36	1,039	551	6,987	53.0	55
8.	Steve Walsh (1990-93)	25	620	336	3,879	54.2	22
9.	Ken Stabler (1982-84)	17	570	326	3,670	57.2	33
10.	Bobby Scott (1973-82)	15	500	237	2,781	47.4	28
	Billy Joe Tolliver (1998-2000)	15	467	249	3,343	53.3	20





# CAREER LEADERS



Receptions		Rec.	Yards	Avg.	Long	TD
1.	Marques Colston (2006-15)	711	9,759	13.7	86t	72
2.	Eric Martin (1985-93)	532	7,854	14.8	84	48
3.	Joe Horn (2000-06)	523	7,622	14.6	72t	50
4.	Jimmy Graham (2010-14)	386	4,752	12.3	59	51
5.	Lance Moore (2005-13)	346	4,281	12.4	80t	38
6.	Pierre Thomas (2007-14)	327	2,608	8.0	57	12
7.	Danny Abramowicz (1967-73)	309	4,875	15.8	80t	37
8.	Reggie Bush (2006-10)	294	2,142	7.3	74	12
9.	Tony Galbreath (1976-80)	284	2,221	7.8	38	6
10.	Quinn Early (1991-95)	270	3,758	13.9	70t	25

Receiving Yards		Yards	Rec.	Avg.	Long	TD
1.	Marques Colston (2006-15)	9,759	711	13.7	86t	72
2.	Eric Martin (1985-93)	7,854	532	14.8	84	48
3.	Joe Horn (2000-06)	7,622	523	14.6	72t	50
4.	Danny Abramowicz (1967-73)	4,875	309	15.8	80t	37
5.	Jimmy Graham (2010-14)	4,752	386	12.3	59	51
6.	Devery Henderson (2004-12)	4,377	245	17.9	84t	21
7.	Lance Moore (2005-13)	4,281	346	12.4	80t	38
8.	Hoby Brenner (1981-93)	3,849	267	14.4	57	21
9.	Quinn Early (1991-95)	3,758	270	13.9	70t	25
10.	Henry Childs (1974-80)	3,224	207	15.6	59t	27

Punting Average (minimum 50 attempts)		No.	Avg.	Long
1.	<b>Thomas Morstead (2009-)</b>	<b>410</b>	<b>46.8</b>	<b>70</b>
2.	Mark Royals (1997-98)	176	45.8	66
3.	Mitch Berger (2003-05)	227	43.7	69
4.	Steve Weatherford (2006-08)	166	43.5	61
5.	Tommy Barnhardt (1987, 89-94, 99)	515	42.5	65
6.	Tom McNeill (1967-69)	130	42.3	81
7.	Brian Hansen (1984-88)	363	42.0	66
8.	Steve O'Neal (1973)	81	41.7	71
9.	Toby Gowin (2000-02)	211	41.6	62
10.	Julian Fagan (1970-72)	225	41.6	71

Punt Return Average (minimum 20 returns)		No.	Yds.	Avg.	Long	TD
1.	Mel Gray (1986-88)	49	657	13.4	80	1
2.	Andre Hastings (1997-99)	23	305	13.3	76	0
3.	Eric Guliford (1997-98)	57	599	10.5	40	0
4.	Michael Lewis (2001-06)	142	1,482	10.4	83t	1
5.	Howard Stevens (1973-74)	54	547	10.1	40	0
6.	Pete Athas (1976)	35	332	9.5	67	0
7.	<b>Marcus Murphy (2015-)</b>	<b>28</b>	<b>261</b>	<b>9.3</b>	<b>74t</b>	<b>1</b>
8.	Chad Morton (2000)	30	278	9.3	51	0
9.	Tyrone Hughes (1993-96)	116	1,060	9.1	83t	2
10.	Jitter Fields (1984)	27	236	8.7	61	0

Kickoff Return Average (minimum 25 returns)		No.	Yds.	Avg.	Long	TD
1.	Walt Roberts (1967)	28	737	26.3	91t	1
2.	<b>Travaris Cadet (2012-)</b>	<b>53</b>	<b>1,387</b>	<b>26.2</b>	<b>82</b>	<b>0</b>
3.	Darren Sproles (2011-13)	70	1,827	26.1	92	0
4.	John Gilliam (1967-68, 1977)	31	809	26.1	94t	1
5.	Courtney Roby (2008-12)	94	2,411	25.6	97t	1
6.	Eric Guliford (1997-98)	61	1,559	25.6	102t	1
7.	Tyrone Hughes (1993-96)	229	5,717	25.0	99t	3
8.	Michael Lewis (2001-06)	243	5,903	24.3	97t	3
9.	Deuce McAllister (2001-09)	45	1,091	24.2	63	0
10.	Pierre Thomas (2007-14)	82	1,949	23.8	88	0

# CAREER LEADERS

## Interceptions

	No.	Yds.	Avg.	Long	TD
1. Dave Waymer (1980-89)	37	395	10.7	44	0
2. Tommy Myers (1972-81)	36	621	17.3	97t	2
3. Sammy Knight (1997-2002)	28	464	16.6	91t	4
4. Gene Atkins (1987-93)	21	324	15.4	79	0
5. Dave Whitsell (1967-69)	19	236	12.4	41t	2
6. Johnnie Poe (1981-87)	17	267	15.7	40t	2
7. Toi Cook (1987-93)	16	280	17.5	63t	2
8. Ernie Jackson (1972-77)	15	187	12.5	46	0
Brett Maxie (1985-93)	15	206	13.7	50t	3
10. Fred Thomas (2000-07)	13	140	10.8	43	0
Mike McKenzie (2004-09)	13	267	20.5	75t	2

## Quarterback Sacks (since 1982)

	No.
1. Rickey Jackson (1981-93)	115.0
2. Wayne Martin (1989-99)	82.5
3. Pat Swilling (1986-92)	76.5
4. Will Smith (2004-12)	67.5
5. Frank Warren (1981-89, 91-94)	52.5
6. Joe Johnson (1994-98, 2000-01)	50.5
7. La'Roi Glover (1997-2001)	50.0
8. Charles Grant (2002-09)	47.0
9. Jim Wilks (1981-93)	45.5
10. Renaldo Turnbull (1990-96)	44.5
Darren Howard (2000-05)	44.5

## Field Goals

	Att.	Made	Pct.	Long
1. Morten Andersen (1982-94)	389	302	.776	60
2. John Carney (2001-06, 09-10)	203	168	.828	53
3. Doug Brien (1995-2000)	149	123	.826	56
4. Garrett Hartley (2008-13)	101	82	.812	55
5. Charlie Durkee (1967-68, 71-72)	101	52	.515	47
6. Tom Dempsey (1969-70)	75	40	.533	63
7. Rich Szaro (1975-78)	57	37	.649	50
8. John Kasay (2011)	34	28	.824	53
9. Bill McClard (1973-75)	45	23	.511	47
Benny Ricardo (1980-81)	42	23	.548	47

## Games Played (minimum 100)

	No.	No.	
1. K Morten Andersen (1982-94)	196	28. LB Vaughan Johnson (1986-93)	120
2. LB Rickey Jackson (1981-93)	195	29. S Brett Maxie (1985-93)	118
3. DE Frank Warren (1981-89, 91-94)	189	DE Charles Grant (2002-09)	118
4. T Stan Brock (1980-92)	186	<b>31. P Thomas Morstead (2009-)</b>	<b>110</b>
5. DT/DE Jim Wilks (1981-93)	183	P Tommy Barnhardt (1987, 89-94, 99)	110
6. TE Hoby Brenner (1981-93)	175	33. T Dave LaFary (1977-85)	109
7. DT Wayne Martin (1989-99)	171	CB Fred Thomas (2000-07)	109
8. DT Derland Moore (1973-85)	170	35. RB Dalton Hilliard (1986-93)	108
<b>9. QB Drew Brees (2006-)</b>	<b>158</b>	K John Carney (2001-06, 09-10)	108
10. G Jahri Evans (2006-15)	153	<b>S Roman Harper (2006-13)</b>	<b>108</b>
11. G/T Jim Dombrowski (1986-96)	151	38. LB Pat Swilling (1986-92)	107
12. DB Dave Waymer (1980-89)	149	S Gene Atkins (1987-93)	107
13. WR Marques Colston (2006-15)	146	40. G Jake Kupp (1967-75)	106
14. LS Kevin Houser (2000-08)	144	DE Joe Johnson (1994-98, 2000-01)	106
15. WR Eric Martin (1985-93)	143	42. DE/DT Willie Whitehead (1999-06)	105
16. C Joel Hilgenberg (1984-93)	142	RB Pierre Thomas (2007-14)	105
<b>17. T Zach Strief (2006-)</b>	<b>140</b>	44. DE/LB Renaldo Turnbull (1990-96)	104
18. DE Will Smith (2004-12)	139	45. DT Elex Price (1973-80)	103
19. C John Hill (1975-84)	138	46. FB/RB Wayne Wilson (1979-86)	100
20. S Tommy Myers (1972-81)	136	DE/DT Bruce Clark (1982-88)	102
21. QB Archie Manning (1971-75, 77-82)	134	WR Joe Horn (2000-06)	102
TE John Tice (1983-92)	134	49. TE Larry Hardy (1978-85)	101
23. LB Sam Mills (1986-94)	133	CB Toi Cook (1987-93)	101
24. T William Roaf (1993-2001)	131	WR Lance Moore (2005-13)	101
25. LB Joe Federspiel (1972-80)	130	52. CB Johnnie Poe (1981-87)	100
26. WR Devery Henderson (2004-12)	124	C Jerry Fontenot (1997-2003)	100
27. RB Fred McAfee (1991-93, 2000-06)	122		



# YEARLY LEADERS

Scoring		TD	PAT	FG	Points
1967	Charlie Durkee	-	27-27	14-32	69
1968	Charlie Durkee	-	27-27	19-37	84
1969	Tom Dempsey	-	33-35	22-41	99
1970	Tom Dempsey	-	16-17	18-34	70
1971	Charlie Durkee	-	24-25	16-23	72
1972	Danny Abramowicz	7	-	-	42
1973	Bill McClard	-	9-9	13-24	48
1974	Bill McClard	-	19-20	9-16	46
1975	Rich Szaro	-	17-17	10-16	47
1976	Rich Szaro	-	18-23	25-29	79
1977	Henry Childs	9	-	-	54
1978	Tony Galbreath	7	0-1	-	42
	Chuck Muncie	7	-	-	42
1979	Garo Yepremian	-	39-40	12-16	75
1980	Benny Ricardo	-	31-34	10-17	61
1981	George Rogers	13	-	-	78
1982	Wayne Wilson	5	-	-	30
1983	Morten Andersen	-	37-38	18-24	91
1984	Morten Andersen	-	34-34	20-27	94
1985	Morten Andersen	-	27-29	31-35	120
1986	Morten Andersen	-	30-30	26-30	108
1987	Morten Andersen	-	37-37	28-36	121
1988	Morten Andersen	-	32-33	26-36	110
1989	Dalton Hilliard	18	-	-	108
1990	Morten Andersen	-	29-29	21-27	92
1991	Morten Andersen	-	38-38	25-32	113
1992	Morten Andersen	-	33-34	29-34	120
1993	Morten Andersen	-	33-33	28-35	117
1994	Morten Andersen	-	32-32	28-39	116
1995	Doug Brien	-	16-16	12-17	52
1996	Doug Brien	-	18-18	21-25	81
1997	Doug Brien	-	22-22	23-27	91
1998	Doug Brien	-	31-31	20-22	91
1999	Doug Brien	-	20-21	24-29	92
2000	Doug Brien	-	37-37	23-29	106
2001	John Carney	-	32-32	27-31	113
2002	John Carney	-	37-37	31-35	130
2003	John Carney	-	36-37	22-30	102
2004	John Carney	-	38-38	22-27	104
2005	John Carney	-	22-22	25-32	97
2006	John Carney	-	46-47	23-25	115
2007	Marques Colston	11	-	-	66
2008	Pierre Thomas	12	-	-	72
2009	John Carney	-	50-52	13-17	89
2010	Garrett Hartley	-	40-40	20-25	100
2011	John Kasay	-	63-63	28-34	147
2012	Garrett Hartley	-	57-57	18-22	111
2013	Garrett Hartley	-	41-41	22-30	101
2014	Shayne Graham	-	46-47	19-22	103
2015	<b>Kai Forbath</b>	-	<b>33-34</b>	<b>9-13</b>	<b>60</b>

Rushing Yards		Att.	Yds.	Avg.	Long	TD
1967	Jim Taylor	130	390	3.0	16	2
1968	Don McCall	155	637	4.1	48	4
1969	Andy Livingston	181	761	4.2	18	5
1970	Tony Baker	82	337	4.1	29	1
1971	Jim Strong	95	404	4.3	39	3
1972	Bob Gresham	121	381	3.1	23	3
1973	Jess Phillips	198	663	3.3	20	0
1974	Alvin Maxson	165	714	4.3	66t	2
1975	Mike Strachan	161	668	4.1	21	2
1976	Chuck Muncie	149	659	4.4	51	2
1977	Chuck Muncie	201	811	4.0	36	6
1978	Tony Galbreath	186	635	3.4	20t	5
1979	Chuck Muncie	238	1,198	5.0	69t	11
1980	Jimmy Rogers	80	366	4.6	24	1
1981	George Rogers	378	1,674	4.4	79t	13
1982	George Rogers	122	535	4.4	38	3
1983	George Rogers	256	1144	4.5	76t	5
1984	George Rogers	239	914	3.8	28	2
1985	Wayne Wilson	168	645	3.8	41t	1



# YEARLY LEADERS

RUSHING YARDS, continued		Att.	Yds.	Avg.	Long	TD
1986	— Rueben Mayes	286	1,353	4.7	50	8
1987	— Rueben Mayes	243	917	3.8	38	5
1988	— Dalton Hilliard	204	823	4.0	36	5
1989	— Dalton Hilliard	344	1,262	3.7	40	13
1990	— Craig Heyward	129	599	4.6	47t	4
1991	— Fred McAfee	109	494	4.5	34	2
1992	— Vaughn Dunbar	154	565	3.7	25	3
1993	— Derek Brown	180	705	3.9	60	2
1994	— Mario Bates	151	579	3.8	40	6
1995	— Mario Bates	244	951	3.9	66t	7
1996	— Mario Bates	164	584	3.6	33	4
1997	— Ray Zellars	156	552	3.5	27	4
1998	— Lamar Smith	138	457	3.3	33	1
1999	— Ricky Williams	253	884	3.5	25	2
2000	— Ricky Williams	248	1,000	4.0	26t	8
2001	— Ricky Williams	313	1,245	4.0	46	6
2002	— Deuce McAllister	325	1,388	4.3	62	13
2003	— Deuce McAllister	351	1,641	4.7	76t	8
2004	— Deuce McAllister	351	1,074	4.0	71	9
2005	— Antowain Smith	166	659	4.0	42	3
2006	— Deuce McAllister	244	1,057	4.3	57	10
2007	— Reggie Bush	157	581	3.7	22	4
2008	— Pierre Thomas	129	625	4.8	42t	9
2009	— Pierre Thomas	147	793	5.4	34t	6
2010	— Chris Ivory	137	716	5.2	55t	5
2011	— Darren Sproles	87	603	6.9	36	2
<b>2012</b>	<b>— Mark Ingram</b>	<b>156</b>	<b>602</b>	<b>3.9</b>	<b>31</b>	<b>5</b>
2013	— Pierre Thomas	147	549	3.7	18	2
<b>2014</b>	<b>— Mark Ingram</b>	<b>226</b>	<b>964</b>	<b>4.3</b>	<b>31</b>	<b>9</b>
<b>2015</b>	<b>— Mark Ingram</b>	<b>166</b>	<b>769</b>	<b>4.6</b>	<b>70</b>	<b>6</b>

## Longest Rush

1967	— Don McCall, 48t at Washington, 12/17	1992	— Vaughn Dunbar, 25 at Atlanta, 9/20
1968	— Don McCall, 48 vs. Washington, 9/22	1993	— Lorenzo Neal, 74t at Atlanta, 9/12
1969	— Tony Baker, 54 at St. Louis, 11/2	1994	— Mario Bates, 40 vs. Dallas, 12/19
1970	— Tony Baker, 27 at St. Louis, 10/11	1995	— Mario Bates, 66t at New England, 12/3
1971	— Jim Strong, 39 at San Francisco, 11/14	1996	— Ray Zellars, 63 vs. Chicago, 10/13
1972	— Bill Butler, 27 at Atlanta, 11/12	1997	— Mario Bates, 74t vs. Detroit, 9/21
1973	— Archie Manning, 23 at L.A. Rams, 11/11	1998	— Lamar Smith, 33 at Indianapolis, 9/27
1974	— Alvin Maxson, 66t vs. St. Louis, 12/8	1999	— Billy Joe Tolliver, 33 at Chicago, 10/3
1975	— Steve Rogers, 22 vs. Chicago, 12/21	2000	— Fred McAfee, 40 vs. Carolina, 10/15; Jerald Moore, 40 vs. St. Louis, 12/24
1976	— Tony Galbreath, 74t at Kansas City, 9/26	2001	— Deuce McAllister, 54t at Atlanta, 12/9
1977	— Chuck Muncie, 36 vs. L.A. Rams, 10/30	2002	— Deuce McAllister, 62 vs. Green Bay, 9/15
1978	— Chuck Muncie, 28 at Atlanta, 11/26	2003	— Deuce McAllister, 76t at Philadelphia, 11/23
1979	— Chuck Muncie, 69t vs. Atlanta, 9/2	2004	— Deuce McAllister, 71 at Carolina, 1/2/05
1980	— Tony Galbreath, 26 at L.A. Rams, 9/2	2005	— Antowain Smith, 42 vs. Chicago, 11/6
1981	— George Rogers, 79t at Cleveland, 10/18	2006	— Deuce McAllister, 57 vs. Tampa Bay, 10/8
1982	— George Rogers, 38 at San Francisco, 11/28	2007	— Aaron Stecker, 26 vs. Philadelphia, 12/23
1983	— George Rogers, 76t vs. St. Louis, 9/4	2008	— Reggie Bush, 43 vs. Atlanta, 12/7
1984	— Hokie Gajan, 62t at Dallas, 10/21	2009	— Reggie Bush, 55 at St. Louis, 11/15
1985	— Earl Campbell, 45 at Atlanta, 12/22	2010	— Chris Ivory, 55t at Cincinnati, 12/5
1986	— Rueben Mayes, 50 vs. New England, 11/30	2011	— Darren Sproles, 36 vs. Atlanta, 12/26
1987	— Rueben Mayes, 38 vs. San Francisco, 10/25	2012	— Chris Ivory, 56t vs. Atlanta, 11/11
1988	— Craig Heyward, 73t vs. L.A. Raiders, 10/23	2013	— Darren Sproles, 38 vs. Carolina, 12/8
1989	— Dalton Hilliard, 40 vs. L.A. Rams, 11/26	2014	— Joseph Morgan, 67 vs. Baltimore, 11/24
1990	— Gill Fenerty, 60t at L.A. Rams, 12/9	<b>2015</b>	<b>— Mark Ingram, 70 at Washington, 11/15</b>
1991	— Dalton Hilliard, 65t at Atlanta, 9/29		

Passing Yards		Att.	Comp.	Yards	Pct.	Long	Int	TD
1967	— Gary Cuozzo	260	134	1,562	51.5	49	12	7
1968	— Billy Kilmer	315	167	2,060	53.0	51	17	15
1969	— Billy Kilmer	360	193	2,532	53.6	52	17	20
1970	— Billy Kilmer	237	135	1,557	56.9	46	17	6
1971	— Edd Hargett	210	96	1,191	45.7	49	5	6
1972	— Archie Manning	448	230	2,781	51.3	66t	21	18
1973	— Archie Manning	267	140	1,642	52.4	65t	12	10
1974	— Archie Manning	261	134	1,429	51.3	79t	16	6
1975	— Archie Manning	338	159	1,685	47.0	71t	17	7
1976	— Bobby Douglass	212	103	1,288	48.6	74	8	4
1977	— Archie Manning	205	113	1,284	55.1	59t	9	8



# YEARLY LEADERS

PASSING YARDS, continued		Att.	Comp.	Yards	Pct.	Long	Int	TD
1978	— Archie Manning	471	291	3,416	61.8	71t	16	17
1979	— Archie Manning	420	252	3,169	60.0	85	20	15
1980	— Archie Manning	509	309	3,716	60.7	56	20	23
1981	— Archie Manning	232	134	1,447	57.8	55	11	5
1982	— Ken Stabler	189	117	1,343	61.9	48	10	6
1983	— Ken Stabler	311	176	1,988	56.6	48	18	9
1984	— Richard Todd	312	161	2,178	51.6	74	19	11
1985	— Dave Wilson	293	145	1,843	49.5	50	15	11
1986	— Dave Wilson	342	189	2,353	55.3	63t	12	7
1987	— Bobby Hebert	294	164	2,119	55.8	67	9	15
1988	— Bobby Hebert	478	280	3,156	58.6	40t	15	20
1989	— Bobby Hebert	353	222	2,686	62.9	54t	15	15
1990	— Steve Walsh	327	175	1,970	53.5	58	13	12
1991	— Bobby Hebert	248	149	1,676	60.1	65t	8	9
1992	— Bobby Hebert	422	249	3,287	59.0	72t	16	19
1993	— Wade Wilson	388	221	2,457	57.0	42t	15	12
1994	— Jim Everett	540	346	3,855	64.1	78t	18	22
1995	— Jim Everett	567	345	3,970	60.8	70t	14	26
1996	— Jim Everett	464	267	3,117	57.5	51	16	12
1997	— Heath Shuler	203	106	1,288	52.2	89t	14	2
1998	— Billy Joe Tolliver	199	110	1,427	55.3	82t	4	8
1999	— Billy Joe Tolliver	268	139	1,916	51.9	57	16	7
2000	— Jeff Blake	302	184	2,025	60.9	49t	9	13
2001	— Aaron Brooks	558	312	3,832	55.9	63	22	26
2002	— Aaron Brooks	528	283	3,685	53.6	64	15	27
2003	— Aaron Brooks	518	306	3,546	59.1	76t	8	24
2004	— Aaron Brooks	542	309	3,810	57.0	57	16	21
2005	— Aaron Brooks	431	240	2,882	55.7	66	17	13
<b>2006</b>	<b>— Drew Brees</b>	<b>554</b>	<b>356</b>	<b>4,418</b>	<b>64.3</b>	<b>86t</b>	<b>11</b>	<b>26</b>
<b>2007</b>	<b>— Drew Brees</b>	<b>652</b>	<b>440</b>	<b>4,423</b>	<b>67.5</b>	<b>58</b>	<b>18</b>	<b>28</b>
<b>2008</b>	<b>— Drew Brees</b>	<b>635</b>	<b>413</b>	<b>5,069</b>	<b>65.0</b>	<b>84t</b>	<b>17</b>	<b>34</b>
<b>2009</b>	<b>— Drew Brees</b>	<b>514</b>	<b>363</b>	<b>4,388</b>	<b>70.6</b>	<b>75t</b>	<b>11</b>	<b>34</b>
<b>2010</b>	<b>— Drew Brees</b>	<b>658</b>	<b>448</b>	<b>4,620</b>	<b>68.1</b>	<b>80t</b>	<b>22</b>	<b>33</b>
<b>2011</b>	<b>— Drew Brees</b>	<b>657</b>	<b>468</b>	<b>5,476</b>	<b>71.2</b>	<b>79t</b>	<b>14</b>	<b>46</b>
<b>2012</b>	<b>— Drew Brees</b>	<b>670</b>	<b>422</b>	<b>5,177</b>	<b>63.0</b>	<b>80t</b>	<b>19</b>	<b>43</b>
<b>2013</b>	<b>— Drew Brees</b>	<b>650</b>	<b>446</b>	<b>5,162</b>	<b>68.6</b>	<b>76t</b>	<b>12</b>	<b>39</b>
<b>2014</b>	<b>— Drew Brees</b>	<b>659</b>	<b>456</b>	<b>4,952</b>	<b>69.2</b>	<b>69t</b>	<b>17</b>	<b>33</b>
<b>2015</b>	<b>— Drew Brees</b>	<b>627</b>	<b>428</b>	<b>4,870</b>	<b>68.3</b>	<b>80t</b>	<b>11</b>	<b>32</b>

## Longest Pass Completion

1967	— 96, Billy Kilmer to Walter Roberts at Philadelphia, 11/19
1968	— 51, Billy Kilmer to Jim Hester vs. Pittsburgh, 12/15
1969	— 70, Jim Ninowski to Don Shy at L.A. Rams, 10/5
1970	— 49, Edd Hargett to Bob Shaw at Cincinnati, 11/29
1971	— 63, Archie Manning to Danny Abramowicz at Houston, 10/3
1972	— 66t, Archie Manning to Dave Parks at N.Y. Giants, 10/8
1973	— 65t, Archie Manning to Jubilee Dunbar at Los Angeles, 11/11
1974	— 79t, Archie Manning to Bob Newland vs. Los Angeles, 11/17
1975	— 71t, Archie Manning to Larry Burton vs. Atlanta, 11/2
1976	— 74, Bobby Douglass to Tinker Owens vs. San Francisco, 12/12
1977	— 59t, Archie Manning to Henry Childs vs. Green Bay, 9/18
1978	— 71t, Archie Manning to Larry Hardy at Atlanta, 11/26
1979	— 85, Archie Manning to Wes Chandler at San Francisco, 9/23
1980	— 56, Archie Manning to Brooks Williams vs. Atlanta, 10/19
1981	— 55, Archie Manning to Wayne Wilson at Cleveland, 10/18
1982	— 48, Ken Stabler to Aundra Thompson at Chicago, 9/19
1983	— 48, Ken Stabler to Kenny Duckett at L.A. Rams, 9/11
1984	— 74, Richard Todd to Tyrone Young at Chicago, 10/7
1985	— 76t, Bobby Hebert to Eugene Goodlow vs. San Francisco, 12/15
1986	— 84, Bobby Hebert to Eric Martin vs. Green Bay, 9/14
1987	— 82t, John Fourcade to Mike Waters vs. L.A. Rams, 10/4
1988	— 40, Bobby Hebert to John Tice vs. Dallas, 10/3
	40t, Bobby Hebert to Eric Martin vs. Denver, 11/20
1989	— 54t, Bobby Hebert to Floyd Turner at Rams, 10/22
	54t, John Fourcade to Dalton Hilliard at Buffalo, 12/10
1990	— 68t, John Fourcade to Floyd Turner at Atlanta, 10/7
1991	— 65t, Bobby Hebert to Floyd Turner vs. Chicago, 10/27
1992	— 72t, Bobby Hebert to Wesley Carroll vs. Chicago, 9/13
1993	— 63t, Mike Buck to Quinn Early at Pittsburgh, 10/17
1994	— 78t, Jim Everett to Michael Haynes at Atlanta, 12/11
1995	— 70t, Jim Everett to Quinn Early vs. Atlanta, 9/17
1996	— 57t, Doug Nussmeier to Terry Guess vs. Atlanta, 12/8



# YEARLY LEADERS

## LONGEST PASS COMPLETION, continued

- 1997 — 89t, Heath Shuler to Randal Hill at Chicago, 10/5  
 1998 — 89t, Kerry Collins to Andre Hastings vs. Dallas, 12/6  
 1999 — 90t, Billy Joe Hobert to Eddie Kennison vs. Atlanta, 10/10  
 2000 — 53t, Aaron Brooks to Willie Jackson vs. Oakland, 11/19  
 2001 — 63, Aaron Brooks to Willie Jackson at San Francisco, 11/11  
 2002 — 64, Aaron Brooks to Jerome Pathon vs. Pittsburgh, 10/6  
 2003 — 76t, Aaron Brooks to Donté Stallworth vs. Dallas, 12/28  
 2004 — 57, Aaron Brooks to Joe Horn vs. Kansas City, 11/14  
 2005 — 66, Aaron Brooks to Devery Henderson at Minnesota, 9/25  
**2006 — 86t, Drew Brees to Marques Colston at Carolina, 10/1**  
**2007 — 58, Drew Brees to David Patten at Tampa Bay, 9/16**  
**2008 — 84t, Drew Brees to Devery Henderson vs. Tampa Bay, 9/7**  
**2009 — 75t, Drew Brees to Devery Henderson vs. New England, 11/30**  
**2010 — 80t, Drew Brees to Lance Moore vs. Atlanta, 9/26**  
**2011 — 79t, Drew Brees to Devery Henderson vs. Chicago, 9/18**  
**2012 — 80t, Drew Brees to Joseph Morgan at Green Bay, 9/30**  
**2013 — 76t, Drew Brees to Kenny Stills vs. Tampa Bay, 12/29**  
**2014 — 69t, Drew Brees to Kenny Stills at Pittsburgh, 11/30**  
**2015 — 80t, Drew Brees to C.J. Spiller vs. Dallas, 10/4**

## Receiving Yards

	No.	Yds.	Avg.	Long	TD
1967 — Danny Abramowicz	50	721	14.4	80t	6
1968 — Danny Abramowicz	54	890	16.4	47t	7
1969 — Danny Abramowicz	73	1,015	13.9	49t	7
1970 — Danny Abramowicz	55	906	16.5	48	5
1971 — Danny Abramowicz	37	657	17.8	63	5
1972 — Bob Newland	47	579	12.3	42	2
1973 — John Beasley	31	280	9.0	22	1
1974 — Alvin Maxson	42	294	7.0	22	1
1975 — Alvin Maxson	41	234	5.7	33	0
1976 — Tony Galbreath	54	420	7.8	35	1
1977 — Tony Galbreath	41	265	6.5	30	0
1978 — Tony Galbreath	74	582	7.9	35	2
1979 — Wes Chandler	65	1,069	16.4	85	6
1980 — Wes Chandler	65	975	15.0	50	6
1981 — Jack Holmes	38	206	5.4	19	0
1982 — Jeff Groth	30	383	12.8	39	1
1983 — Jeff Groth	49	585	11.9	42	1
1984 — Hokie Gajan	35	288	8.2	51	2
1985 — Hoby Brenner	42	652	15.5	30	3
1986 — Mike Jones	48	625	13.0	45	3
1987 — Eric Martin	44	778	17.7	67	7
1988 — Eric Martin	85	1,083	12.7	40t	7
1989 — Eric Martin	68	1,090	16.0	53t	8
1990 — Eric Martin	63	912	14.5	58	5
1991 — Eric Martin	66	803	12.2	30	4
1992 — Eric Martin	68	1,041	15.3	52t	5
1993 — Eric Martin	66	950	14.4	54t	3
1994 — Quinn Early	82	894	10.9	33	4
1995 — Quinn Early	81	1,087	13.4	70t	8
1996 — Torrance Small	50	558	11.2	41	2
1997 — Randal Hill	55	761	13.8	89t	2
1998 — Sean Dawkins	53	823	15.5	64t	1
1999 — Eddie Kennison	61	835	13.7	90t	4
2000 — Joe Horn	94	1,340	14.3	52	8
2001 — Joe Horn	83	1,265	15.2	56	9
2002 — Joe Horn	88	1,312	14.9	63	7
2003 — Joe Horn	78	973	12.5	50t	10
2004 — Joe Horn	94	1,399	14.9	57	11
2005 — Donté Stallworth	70	945	13.5	43	7
2006 — Marques Colston	70	1,038	14.8	86t	8
2007 — Marques Colston	98	1,202	12.3	45	11
2008 — Lance Moore	79	928	11.7	70t	10
2009 — Marques Colston	70	1,074	15.3	68	9
2010 — Marques Colston	84	1,023	12.2	43	7
2011 — Jimmy Graham	99	1,310	13.2	59	11
2012 — Marques Colston	83	1,154	13.9	60	10
2013 — Jimmy Graham	86	1,215	14.1	56t	16
2014 — Kenny Stills	63	931	14.8	69t	3
<b>2015 — Brandin Cooks</b>	<b>84</b>	<b>1,138</b>	<b>13.5</b>	<b>71t</b>	<b>9</b>



# YEARLY LEADERS

## Receiving Average (minimum 20 receptions)

	No.	Yds.	Avg.	Long	TD
1967 — Ray Poage	24	380	15.8	65	0
1968 — Danny Abramowicz	54	800	16.5	47t	7
1969 — Al Dodd	37	600	16.2	52	1
1970 — Al Dodd	28	484	17.3	45t	1
1971 — Danny Abramowicz	37	657	17.8	63t	5
1972 — Danny Abramowicz	38	668	17.6	51	7
1973 — Jubilee Dunbar	23	447	19.4	65t	4
1974 — Bob Newland	27	490	18.1	79t	2
1975 — Paul Seal	28	414	14.8	38	1
1976 — Don Herrmann	34	535	15.7	57	0
1977 — Henry Childs	33	518	15.7	59t	9
1978 — Henry Childs	53	869	16.4	52	4
1979 — Henry Childs	51	846	16.6	51	5
1980 — Ike Harris	37	692	18.7	44t	6
1981 — Jeff Groth	20	380	19.0	54	1
1982 — Jeff Groth	30	383	12.8	39	1
1983 — Hoby Brenner	41	574	14.0	38t	3
1984 — Tyrone Young	29	597	20.6	74	3
1985 — Eugene Goodlow	32	603	18.8	76t	3
1986 — Eric Martin	37	675	18.2	84	5
1987 — Eric Martin	44	778	17.7	67	7
1988 — Eric Martin	85	1,083	12.7	40t	7
1989 — Brett Perriman	20	356	17.8	47	0
1990 — Floyd Turner	21	396	18.9	68t	4
1991 — Quinn Early	32	541	16.9	52	2
1992 — Quinn Early	30	556	18.9	59t	5
1993 — Quinn Early	45	670	14.9	63t	6
1994 — Torrance Small	49	719	14.7	75t	5
1995 — Michael Haynes	41	597	14.6	48	4
1996 — Michael Haynes	44	786	17.9	51	4
1997 — Andre Hastings	48	722	15.0	39	5
1998 — Keith Poole	24	509	21.2	82t	2
1999 — Keith Poole	42	796	19.0	67t	6
2000 — Joe Horn	94	1,340	14.3	52	8
2001 — Joe Horn	83	1,265	15.2	56	9
2002 — Jake Reed	21	360	17.1	54	3
2003 — Donté Stallworth	25	485	19.4	76t	3
2004 — Jerome Pathon	34	581	17.1	38	1
2005 — Devery Henderson	22	343	15.6	66	3
2006 — Devery Henderson	32	745	23.3	76t	5
2007 — Devery Henderson	20	409	20.5	54	3
2008 — Devery Henderson	32	793	24.8	84t	3
2009 — Robert Meachem	45	722	16.0	54t	9
2010 — Robert Meachem	44	638	14.5	55	5
2011 — Devery Henderson	32	503	15.7	79t	2
2012 — Lance Moore	65	1,041	16.0	51	6
2013 — Kenny Stills	32	641	20.0	76t	5
2014 — Marques Colston	59	902	15.3	57	5
<b>2015 — Willie Snead</b>	<b>69</b>	<b>984</b>	<b>14.3</b>	<b>63</b>	<b>3</b>

## Punts

	No.	Yds.	Avg.	Long
1967 — Tom McNeill	74	3,174	42.9	66
1968 — Tom McNeill	49	2,009	41.0	58
1969 — Olie Cordill	42	1,719	40.9	58
1970 — Julian Fagan	77	3,269	42.5	64
1971 — Julian Fagan	77	3,188	41.4	64
1972 — Julian Fagan	71	2,899	40.8	71
1973 — Steve O'Neal	81	3,375	41.7	71
1974 — Tom Blanchard	88	3,704	42.1	71
1975 — Tom Blanchard	92	3,776	41.0	61
1976 — Tom Blanchard	101	3,974	39.3	63
1977 — Tom Blanchard	82	3,474	42.4	66
1978 — Tom Blanchard	84	3,532	42.0	61
1979 — Rick Partridge	57	2,330	40.9	61
1980 — Russell Erxleben	89	3,499	39.3	57
1981 — Russell Erxleben	66	2,672	40.5	60
1982 — Russell Erxleben	46	1,976	43.0	60
1983 — Russell Erxleben	74	3,034	41.0	60
1984 — Brian Hansen	69	3,020	43.8	66
1985 — Brian Hansen	89	3,763	42.3	58



# YEARLY LEADERS

PUNTS, continued		No.	Yds.	Avg.	Long
1986	— Brian Hansen	81	3,456	42.7	66
1987	— Brian Hansen	52	2,104	40.5	60
1988	— Brian Hansen	72	2,913	40.5	64
1989	— Tommy Barnhardt	55	2,179	39.6	56
1990	— Tommy Barnhardt	70	2,990	42.7	65
1991	— Tommy Barnhardt	86	3,743	43.5	61
1992	— Tommy Barnhardt	67	2,947	44.0	62
1993	— Tommy Barnhardt	77	3,356	43.6	58
1994	— Tommy Barnhardt	67	2,920	43.6	57
1995	— Klaus Wilmsmeyer	73	2,965	40.6	53
1996	— Klaus Wilmsmeyer	87	3,551	40.8	63
1997	— Mark Royals	88	4,038	45.9	66
1998	— Mark Royals	88	4,017	45.6	64
1999	— Tommy Barnhardt	82	3,262	39.8	52
2000	— Toby Gowin	74	3,043	41.1	58
2001	— Toby Gowin	76	3,180	41.8	62
2002	— Toby Gowin	61	2,553	41.9	59
2003	— Mitch Berger	71	3,144	44.3	59
2004	— Mitch Berger	85	3,704	43.6	63
2005	— Mitch Berger	71	3,066	43.2	69
2006	— Steve Weatherford	77	3,369	43.8	59
2007	— Steve Weatherford	63	2,757	43.8	61
2008	— Steve Weatherford	26	1,094	42.1	61
<b>2009</b>	<b>— Thomas Morstead</b>	<b>58</b>	<b>2,528</b>	<b>43.6</b>	<b>60</b>
<b>2010</b>	<b>— Thomas Morstead</b>	<b>57</b>	<b>2,618</b>	<b>45.9</b>	<b>64</b>
<b>2011</b>	<b>— Thomas Morstead</b>	<b>46</b>	<b>2,224</b>	<b>48.3</b>	<b>64</b>
<b>2012</b>	<b>— Thomas Morstead</b>	<b>74</b>	<b>3,707</b>	<b>50.1</b>	<b>70</b>
<b>2013</b>	<b>— Thomas Morstead</b>	<b>61</b>	<b>2,859</b>	<b>46.9</b>	<b>61</b>
<b>2014</b>	<b>— Thomas Morstead</b>	<b>58</b>	<b>2,690</b>	<b>46.4</b>	<b>63</b>
<b>2015</b>	<b>— Thomas Morstead</b>	<b>56</b>	<b>2,551</b>	<b>45.6</b>	<b>58</b>

Punt Returns		No.	Yds.	Avg.	Long	TD
1967	— Walter Roberts	11	50	4.5	11	0
1968	— John Gilliam	15	60	4.0	21	0
1969	— Al Dodd	15	106	7.1	21	0
1970	— Al Dodd	14	129	9.2	41	0
1971	— Al Dodd	13	88	6.8	14	0
1972	— Tommy Myers	9	43	4.8	10	0
1973	— Howard Stevens	17	171	10.1	37	0
1974	— Howard Stevens	37	376	10.2	40	0
1975	— Gil Chapman	17	207	12.2	42	0
1976	— Pete Athas	35	332	9.5	67	0
1977	— Rich Mauti	37	281	7.6	33	0
1978	— Wes Chandler	34	233	6.9	32	0
1979	— Rich Mauti	27	218	8.1	33	0
1980	— Rich Mauti	11	111	10.1	18	0
1981	— Jeff Groth	37	436	11.8	36	0
1982	— Jeff Groth	21	144	6.9	18	0
1983	— Jeff Groth	39	275	7.1	30	0
1984	— Jitter Fields	27	236	8.7	61	0
1985	— Willie Tullis	17	141	8.3	17	0
1986	— Eric Martin	24	227	9.5	39	0
1987	— Mel Gray	24	352	14.7	80	0
1988	— Mel Gray	25	305	12.2	66t	1
1989	— Rod Harris	27	196	7.3	20	0
1990	— Vince Buck	37	305	8.2	33	0
1991	— Vince Buck	31	260	8.4	52	0
1992	— Patrick Newman	23	158	6.9	18	0
1993	— Tyrone Hughes	37	503	13.6	83t	2
1994	— Tyrone Hughes	21	143	6.8	35	0
1995	— Tyrone Hughes	28	262	9.4	74	0
1996	— Tyrone Hughes	30	152	5.1	16	0
1997	— Eric Gulliford	47	498	10.6	32	0
1998	— Andre Hastings	22	307	14.0	76	0
1999	— Eddie Kennison	35	258	7.4	18	0
2000	— Chad Morton	30	278	9.3	51	0
2001	— Wane McGarity	19	183	9.6	42	0
2002	— Michael Lewis	44	625	14.2	83t	1
2003	— Michael Lewis	30	275	9.2	27	0
2004	— Michael Lewis	34	382	11.2	53	0
2005	— Az-Zahir Hakim	34	260	7.6	42	0
2006	— Reggie Bush	28	216	7.7	65t	1





# YEARLY LEADERS

PUNT RETURNS, continued		No.	Yds.	Avg.	Long	TD
2007	Lance Moore	20	185	9.3	48	0
2008	Reggie Bush	20	270	13.5	71t	3
2009	Reggie Bush	27	130	4.8	23	0
2010	Reggie Bush	14	92	6.6	43	0
2011	Darren Sproles	29	294	10.1	72t	1
2012	Darren Sproles	23	183	8.0	37	0
2013	Darren Sproles	29	194	6.7	28	0
2014	<b>Brandin Cooks</b>	<b>10</b>	<b>35</b>	<b>3.5</b>	<b>15</b>	<b>0</b>
2015	<b>Marcus Murphy</b>	<b>28</b>	<b>261</b>	<b>9.3</b>	<b>74t</b>	<b>1</b>

Kickoff Returns		No.	Yds.	Avg.	Long	TD
1967	Walter Roberts	28	737	26.3	91t	1
1968	Gene Howard	23	533	23.2	36	0
1969	Tom Barrington	17	394	23.2	54	0
1970	Ken Burrough	15	298	19.9	38	0
	Al Dodd	15	319	21.3	32	0
1971	Virgil Robinson	19	443	23.3	51	0
1972	Margene Adkins	43	1,020	23.7	61	0
1973	Howard Stevens	26	590	22.7	48	0
1974	Howard Stevens	33	749	22.7	41	0
1975	Gil Chapman	28	614	21.9	36	0
1976	Tony Galbreath	20	399	19.9	32	0
1977	Rich Mauti	27	609	22.6	38	0
1978	Wes Chandler	32	760	23.8	38	0
1979	Rich Mauti	36	801	22.2	39	0
1980	Jimmy Rogers	41	930	22.7	88	0
1981	Wayne Wilson	31	722	23.3	57	0
1982	Aundra Thompson	10	211	21.1	35	0
1983	Kenny Duckett	33	719	21.8	61	0
1984	Kenny Duckett	29	580	20.0	39	0
1985	Edward Anthony	23	476	20.7	52	0
	Willie Tullis	23	480	20.9	62	0
1986	Mel Gray	31	866	27.9	101t	1
1987	Mel Gray	30	636	21.2	43	0
1988	Mel Gray	32	670	20.9	39	0
1989	Rod Harris	19	378	19.9	39	0
1990	Gil Fenerty	28	572	20.4	58	0
1991	Gene Atkins	20	368	18.4	27	0
1992	Fred McAfee	19	393	20.7	38	0
1993	Tyrone Hughes	30	753	25.1	99t	1
1994	Tyrone Hughes	63	1,556	24.7	98t	2
1995	Tyrone Hughes	66	1,617	24.5	83	0
1996	Tyrone Hughes	70	1,791	25.6	58	0
1997	Eric Guliford	43	1,128	26.2	102t	1
1998	Qadry Ismail	28	590	21.1	39	0
1999	Dino Philyaw	53	1,165	22.0	55	0
2000	Chad Morton	44	1,029	23.4	68	0
2001	Deuce McAllister	45	1,091	24.2	63	0
2002	Michael Lewis	70	1,807	25.8	97t	2
2003	Michael Lewis	45	1,068	23.7	53	0
2004	Michael Lewis	51	1,215	23.8	96t	1
2005	Aaron Stecker	31	672	21.7	46	0
2006	Michael Lewis	37	914	24.7	51	0
2007	Pierre Thomas	36	865	24.0	64	0
2008	Pierre Thomas	31	793	25.6	88	0
2009	Courtney Roby	42	1,154	27.5	97t	1
2010	Courtney Roby	33	785	23.8	39	0
2011	Darren Sproles	40	1,089	27.2	92	0
2012	<b>Travaris Cadet</b>	<b>26</b>	<b>690</b>	<b>26.5</b>	<b>75</b>	<b>0</b>
2013	Darren Sproles	12	255	21.3	32	0
2014	<b>Travaris Cadet</b>	<b>15</b>	<b>364</b>	<b>24.3</b>	<b>34</b>	<b>0</b>
2015	<b>Marcus Murphy</b>	<b>12</b>	<b>300</b>	<b>25.0</b>	<b>35</b>	<b>0</b>

Interceptions		No.	Yds.	Avg.	Long	TD
1967	Dave Whitsell	10	178	17.8	41t	2
1968	Dave Whitsell	6	44	7.3	32	0
1969	Elijah Nevett	3	20	6.7	20	0
1970	Hugo Hollas	5	79	15.8	29	0
1971	Delles Howell	5	120	24.0	60	0
	Hugo Hollas	5	56	11.2	25	0



# YEARLY LEADERS

INTERCEPTIONS, continued		No.	Yds.	Avg.	Long	TD
1972 —	Bivian Lee	4	65	16.3	32	0
1973 —	Ernie Jackson	3	40	13.3	23	0
	Tommy Myers	3	33	11.0	20	0
	Jim Merlo	3	25	8.3	16	0
	Bivian Lee	3	23	7.7	12	0
1974 —	Ernie Jackson	4	53	13.3	28	0
	Terry Schmidt	4	27	6.8	24t	1
1975 —	Tommy Myers	5	83	16.6	29	0
1976 —	Jim Merlo	4	142	35.5	83t	2
1977 —	Chuck Crist	4	6	1.5	6	0
1978 —	Tommy Myers	6	167	27.8	97t	1
1979 —	Tommy Myers	7	127	18.1	52t	1
1980 —	Tommy Myers	5	96	19.2	48	0
1981 —	Dave Waymer	4	54	13.5	31	0
1982 —	Russell Gary	2	25	12.5	19	0
	Dennis Winston	2	-2	-1.0	0	0
1983 —	Johnnie Poe	7	146	20.9	31t	1
1984 —	Dave Waymer	4	9	2.3	9	0
1985 —	Dave Waymer	6	49	8.2	28	0
1985 —	Dave Waymer	6	49	8.2	28	0
1986 —	Dave Waymer	9	48	5.3	17	0
1987 —	Dave Waymer	5	78	15.6	35	0
	Reggie Sutton	5	68	13.6	26	0
1988 —	Gene Atkins	4	42	10.5	40	0
1989 —	Dave Waymer	6	66	11.0	42	0
1990 —	Brett Maxie	2	88	44.0	50t	1
	Toi Cook	2	55	27.5	50	0
	Gene Atkins	2	15	7.5	15	0
	Bennie Thompson	2	0	0.0	0	0
1991 —	Gene Atkins	5	198	39.6	79	0
	Vince Buck	5	12	2.4	12	0
1992 —	Toi Cook	6	90	15.0	48t	1
1993 —	Gene Atkins	3	59	19.7	37	0
1994 —	Jimmy Spencer	5	24	4.8	11	0
1995 —	Jimmy Spencer	4	11	2.8	9	0
1996 —	Anthony Newman	3	40	13.3	21	0
	Greg Jackson	3	24	8.0	10	0
1997 —	Sammy Knight	5	75	15.0	39	0
1998 —	Sammy Knight	6	171	28.5	91t	2
1999 —	Ashley Ambrose	6	27	4.5	16	0
2000 —	Sammy Knight	5	68	13.6	37t	2
2001 —	Sammy Knight	6	114	19.0	40	0
2002 —	Fred Thomas	5	80	16.0	43	0
	Sammy Knight	5	36	7.2	17	0
2003 —	Fred Thomas	4	47	11.8	20	0
2004 —	Mike McKenzie	5	19	3.8	14	0
2005 —	Jason Craft	3	63	21.0	39	0
2006 —	Mike McKenzie	2	54	27.0	54	0
	Scott Fujita	2	19	9.5	19	0
	Josh Bullocks	2	14	7.0	14	0
	Omar Stoutmire	2	10	5.0	10	0
2007 —	Mike McKenzie	3	161	53.7	75t	2
	<b>Roman Harper</b>	<b>3</b>	<b>58</b>	<b>19.3</b>	<b>31t</b>	<b>1</b>
	Jason David	3	21	7.0	19	0
2008 —	Jason David	5	83	16.6	42	0
2009 —	Darren Sharper	9	376	41.8	99t	3
2010 —	Malcolm Jenkins	2	105	52.5	96t	1
	Jabari Greer	2	50	25.0	26	1
2011 —	Patrick Robinson	4	31	7.8	25	0
2012 —	Jabari Greer	3	31	10.3	28	0
	Patrick Robinson	3	99	33.0	99t	1
<b>2013 —</b>	<b>Keenan Lewis</b>	<b>4</b>	<b>34</b>	<b>8.5</b>	<b>20</b>	<b>0</b>
<b>2014 —</b>	<b>Kenny Vaccaro</b>	<b>2</b>	<b>45</b>	<b>22.5</b>	<b>45</b>	<b>0</b>
	<b>Keenan Lewis</b>	<b>2</b>	<b>2</b>	<b>1.0</b>	<b>2</b>	<b>0</b>
	Patrick Robinson	2	2	1.0	2	0
	Pierre Warren	2	53	26.5	32	0
	Corey White	2	2	1.0	2	0
<b>2015 —</b>	<b>Delvin Breaux</b>	<b>3</b>	<b>22</b>	<b>7.3</b>	<b>22</b>	<b>0</b>



# YEARLY LEADERS

## Quarterback Sacks

		No.	Yds.			No.	Yds.
1982	— Bruce Clark, DE	5.5	51	1998	— La'Roi Glover, DT	10	83
1983	— Rickey Jackson, LB	12	81.5	1999	— La'Roi Glover, DT	8.5	47
1984	— Rickey Jackson, LB	12	95	2000	— La'Roi Glover, DT	17	112
1985	— Rickey Jackson, LB	11	89	2001	— Charlie Clemons, LB	13.5	96
1986	— James Geathers, DE	9	73	2002	— Darren Howard, DE	8	51
	— Rickey Jackson, LB	9	71	2003	— Charles Grant, DE	10	42
1987	— Pat Swilling, LB	10.5	87	2004	— Darren Howard, DE	11	64
1988	— Rickey Jackson, LB	7	66	2005	— Will Smith, DE	8.5	60
	— Pat Swilling, LB	7	65	2006	— Will Smith, DE	10.5	79.5
1989	— Pat Swilling, LB	16.5	164	2007	— Will Smith, DE	7	41
1990	— Pat Swilling, LB	11	68	2008	— Bobby McCray, DE	6	35
1991	— Pat Swilling, LB	17	139	2009	— Will Smith, DE	13	68.5
1992	— Wayne Martin, DE	15	102	2010	— Sedrick Ellis, DT	6	48
1993	— Renaldo Turnbull, LB	13	73	<b>2011</b>	— <b>Roman Harper, S</b>	<b>7.5</b>	<b>55</b>
1994	— Darion Conner, LB	10	66	<b>2012</b>	— <b>Cameron Jordan, DE</b>	<b>8</b>	<b>54</b>
1995	— Wayne Martin, DT	13	89	<b>2013</b>	— <b>Cameron Jordan, DE</b>	<b>12.5</b>	<b>101.5</b>
1996	— Wayne Martin, DT	11	84.5	2014	— Junior Galette, OLB	10.0	55.0
1997	— Wayne Martin, DT	10.5	60	<b>2015</b>	— <b>Cameron Jordan, DE</b>	<b>10.0</b>	<b>67.0</b>



# INDIVIDUAL RECORDS

## Service

### Most Seasons

13	Morten Andersen, 1982-94
	Hoby Brenner, 1981-93
	Stan Brock, 1980-92
	Rickey Jackson, 1981-93
	Derland Moore, 1973-85
	Frank Warren, 1981-89,91-94
	Jim Wilks, 1981-93

### Most Games

196	Morten Andersen, 1982-94
195	Rickey Jackson, 1981-93
189	Frank Warren, 1981-89,91-94
186	Stan Brock, 1980-92
183	Jim Wilks, 1981-93

## Scoring

### TOTAL POINTS

#### Career

1,318	Morten Andersen, 1982-94 (302 FG, 412 PAT)
768	John Carney, 2001-06,09-10 (168 FG, 264 PAT)
513	Doug Brien, 1995-2000 (123 FG, 144 PAT)
432	Marques Colston, 2006-15 (72 TD)
422	Garrett Hartley, 2008-13 (82 FG, 176 PAT)

#### Season

147	John Kasay, 2011 (28 FG, 63 PAT)
130	John Carney, 2002 (31 FG, 37 PAT)
121	Morten Andersen, 1987 (28 FG, 37 PAT)
120	Morten Andersen, 1985 (31 FG, 27 PAT)
	Morten Andersen, 1992 (29 FG, 33 PAT)

#### Game

24	Joe Horn, vs. N.Y. Giants, 12/14/03 (4 TD)
	Reggie Bush, vs. San Francisco, 12/3/06 (4 TD)
18	Walt Roberts, vs. Philadelphia, 11/5/67 (3 TD)
	Danny Abramowicz, vs. San Francisco, 9/26/71 (3 TD)
	Archie Manning, vs. Chicago, 10/2/77 (3 TD)
	Chuck Muncie, vs. San Francisco, 11/11/79 (3 TD)
	George Rogers, at L.A. Rams, 11/8/81 (3 TD)
	Wayne Wilson, vs. Atlanta, 1/2/83 (3 TD)
	Dalton Hilliard, at L.A. Rams, 10/22/89 (3 TD)
	Rueben Mayes, vs. Phoenix, 9/23/90 (3 TD)
	Mario Bates, at L.A. Rams, 12/4/94 (3 TD)
	Ricky Williams, at Atlanta, 10/22/00 (3 TD)
	Deuce McAllister, vs. Atlanta, 10/27/02 (3 TD)
	Deuce McAllister, at Baltimore, 12/8/02 (3 TD)
	Mike Karney, at Dallas, 12/10/06 (3 TD)
	Marques Colston, at San Francisco, 10/28/07 (3 TD)
	Marques Colston, vs. San Diego, 10/7/12 (3 TD)

#### Opponent

24	Dave Williams, at St. Louis, 11/2/69 (4 TD)
	Wayne Morris, at St. Louis, 10/23/77 (4 TD)
	Rodney Hampton, at N.Y. Giants, 9/24/95 (4 TD)
	Mike Anderson, vs. Denver, 12/3/00 (4 TD)

### TOUCHDOWNS

#### Career

72	Marques Colston, 2006-15
55	Deuce McAllister, 2001-09
53	Dalton Hilliard, 1986-93
51	Jimmy Graham, 2010-14
50	Joe Horn, 2000-06

#### Season

18	Dalton Hilliard, 1989
16	Deuce McAllister, 2002
	Jimmy Graham, 2012
13	George Rogers, 1981
12	Pierre Thomas, 2008

#### Game

4	Joe Horn, vs. N.Y. Giants, 12/14/03
	Reggie Bush, vs. San Francisco, 12/3/06
3	Walt Roberts, vs. Philadelphia, 11/5/67
	Danny Abramowicz, vs. San Francisco, 9/26/71
	Archie Manning, vs. Chicago, 10/2/77
	Chuck Muncie, vs. San Francisco, 11/11/79
	George Rogers, at L.A. Rams 11/8/81
	Wayne Wilson, vs. Atlanta, 1/2/83
	Dalton Hilliard, at L.A. Rams, 10/22/89
	Rueben Mayes, vs. Phoenix, 9/23/90
	Mario Bates, at L.A. Rams, 12/4/94
	Ricky Williams, at Atlanta, 10/22/00
	Deuce McAllister, vs. Atlanta, 10/27/02
	Deuce McAllister, at Baltimore, 12/8/02
	Mike Karney, at Dallas, 12/10/06
	Marques Colston, at San Francisco, 10/28/07
	Marques Colston, vs. San Diego, 10/7/12

#### Opponent

4	Dave Williams, at St. Louis, 11/2/69
	Wayne Morris, at St. Louis, 10/23/77
	Rodney Hampton, at N.Y. Giants, 9/24/95
	Mike Anderson, vs. Denver, 12/3/00

### FIELD GOALS MADE

#### Career

302	Morten Andersen, 1982-94 (389 att.)
168	John Carney, 2001-06,09-10 (203 att.)
123	Doug Brien, 1995-2000 (149 att.)
82	Garrett Hartley, 2008-13 (101 att.)
52	Charlie Durkee, 1967-68,71-72 (101 att.)

#### Season

31	Morten Andersen, 1985 (35 att.)
	John Carney, 2002 (35 att.)
29	Morten Andersen, 1992 (34 att.)
28	Morten Andersen, 1987 (36 att.)
	Morten Andersen, 1993 (35 att.)
	Morten Andersen, 1994 (39 att.)
	John Kasay, 2011 (34 att.)

#### Game

5	Charlie Durkee, at Green Bay, 11/28/71 (6 att.)
	Morten Andersen, vs. L.A. Rams, 12/1/85 (5 att.)
	Morten Andersen, vs. San Francisco, 10/25/87 (7 att.)
	Morten Andersen, vs. Atlanta, 12/3/92 (5 att.)
	Morten Andersen, at Atlanta, 12/11/94 (5 att.)
	John Carney, vs. Minnesota, 10/7/01 (5 att.)
	John Carney, at St. Louis, 10/28/01 (5 att.)
	John Carney, at St. Louis, 9/26/04 (6 att.)

#### Opponent

6	Bobby Howfield, at N.Y. Jets, 12/3/72 (7 att.)
	Ray Werschling, vs. San Francisco, 10/16/83 (6 att.)
	Norm Johnson, vs. Atlanta 11/13/94 (6 att.)
	John Kasay, vs. Carolina, 12/5/04 (6 att.)
	Ryan Succop, vs. Kansas City, 9/23/12 (6 att.)

### LONGEST FIELD GOAL

63	Tom Dempsey, vs. Detroit, 11/8/70
60	Morten Andersen, vs. Chicago, 10/27/91
57	<b>Kai Forbath, at Houston, 11/29/15</b>

#### Opponent

55	Joe Danelo, at N.Y. Giants, 9/20/81
	Morten Andersen, at Atlanta, 12/10/95 (2x)
	Morten Andersen, vs. Atlanta, 10/12/97
	Kyle Brindza, vs. Tampa Bay, 9/20/15

### FIELD GOALS ATTEMPTED

#### Career

389	Morten Andersen, 1982-94 (302 made)
203	John Carney, 2001-06,09-10 (168 made)
149	Doug Brien, 1995-2000 (123 made)
101	Charlie Durkee, 1967-68,71-72 (52 made)
	Garrett Hartley, 2008-13 (82 made)



# INDIVIDUAL RECORDS

## Season

- 41 Tom Dempsey, 1969 (22 made)
- 39 Morten Andersen, 1994 (28 made)
- 37 Charlie Durkee, 1968 (19 made)
- 36 Morten Andersen, 1987 (28 made)
- Morten Andersen, 1988 (26 made)

## Game

- 7 Tom Dempsey, vs. Philadelphia, 11/30/69 (4 made)
- Morten Andersen, vs. San Fran., 10/25/87 (5 made)

## Opponent

- 7 Bobby Howfield, at N.Y. Jets, 12/3/72 (6 made)

## POINTS AFTER TOUCHDOWN

### Career

- 412 Morten Andersen, 1982-94 (418 att.)
- 264 John Carney, 2001-05, 09-10 (268 att.)
- 176 Garrett Hartley, 2008-13 (177 att.)
- 144 Doug Brien, 1995-2000 (145 att.)
- 87 Charlie Durkee, 1967-72 (88 att.)

### Season

- 63 John Kasay, 2011 (63 att.)
- 57 Garrett Hartley, 2012 (57 att.)
- 50 John Carney, 2009 (52 att.)

## Game

- 8 John Kasay, vs. Indianapolis, 10/23/11 (8 att.)
- 7 John Kasay, vs. N.Y. Giants, 11/28/11 (7 att.)
- Garrett Hartley, vs. Dallas, 11/10/13 (7 att.)
- Kai Forbath, vs. N.Y. Giants, 11/1/15 (7 att.)**

## Opponent

- 8 Nick Mike-Mayer, vs. Atlanta, 9/16/73 (8 att.)
- 7 Josh Brown, vs. N.Y. Giants, 11/1/15 (7 att.)

## TWO-POINT CONVERSIONS

### Career

- 3 Joe Horn, 2000-06
- Reggie Bush, 2006-10

## Rushing

### TOTAL YARDS

#### Career

- 6,096 Deuce McAllister, 2001-09 (1,429 att.)
- 4,267 George Rogers, 1981-84 (995 att.)
- 4,164 Dalton Hilliard, 1986-93 (1126 att.)
- 3,745 Pierre Thomas, 2007-14 (818 att.)
- 3,408 Rueben Mayes, 1986-88, 90 (837 att.)
- 3,393 Chuck Muncie, 1976-80 (788 att.)
- 3,195 Mark Ingram, 2011- (748 att.)**

#### Season

- 1,674 George Rogers, 1981 (378 att.)
- 1,641 Deuce McAllister, 2003 (351 att.)
- 1,388 Deuce McAllister, 2002 (325 att.)
- 1,353 Rueben Mayes, 1986 (286 att.)
- 1,262 Dalton Hilliard, 1989 (344 att.)

## Game

- 206 George Rogers, vs. St. Louis, 9/4/83 (24 att.)
- 203 Rueben Mayes, vs. Miami, 12/7/86 (28 att.)
- 184 Deuce McAllister, at Philadelphia, 11/23/03 (19 att.)
- 179 Ricky Williams, vs. Cleveland, 10/31/99 (40 att.)
- 174 Ray Zellars, vs. Chicago, 10/13/96 (20 att.)

## Opponent

- 251 Mike Anderson, vs. Denver, 12/3/00 (37 att.)
- 247 Willie Ellison, at L.A. Rams, 12/5/71 (26 att.)
- 220 Marshall Faulk, vs. St. Louis, 12/24/00 (32 att.)

## MOST 100-YARD RUSHING GAMES

### Career

- 27 Deuce McAllister, 2001-09
- 16 George Rogers, 1981-84

- 12 Ricky Williams, 1999-2001
- 11 Rueben Mayes, 1986-88, 90
- 6 Chuck Muncie, 1976-80
- Mario Bates, 1994-97

## Season

- 9 George Rogers, 1981
- Deuce McAllister, 2003
- 8 Deuce McAllister, 2002
- 6 Rueben Mayes, 1986
- Deuce McAllister, 2004

## DUAL 100-YARD RUSHING GAMES

at Kansas City, 9/26/76

Tony Galbreath, 14-146, 2 TD; Chuck Muncie, 25-126 at Cincinnati, 11/4/90

Craig Heyward, 19-122, 1 TD; Rueben Mayes, 30-115, 1 TD at New York Giants, 12/24/06

Reggie Bush, 20-126, 1 TD; Deuce McAllister, 27-108, 1 TD

## Opponent

vs. San Francisco, 11/13/77

Wilbur Jackson, 22-123; Del Williams, 25-110, 1 TD

vs. St. Louis, 10/5/80

Ottis Anderson, 22-126; Wayne Morris, 22-102, 3 TDs

## ATTEMPTS

### Career

- 1,429 Deuce McAllister, 2001-09 (6,096 yds.)
- 1,126 Dalton Hilliard, 1986-93 (4,164 yds.)
- 995 George Rogers, 1981-84 (4,267 yds.)
- 837 Rueben Mayes, 1986-88, 90 (3,408 yds.)
- 818 Pierre Thomas, 2007-14 (3,745 yds.)
- 814 Ricky Williams, 1999-2001 (3,129 yards)
- 788 Chuck Muncie, 1976-80 (3,393 yards)

### Season

- 378 George Rogers, 1981 (1,674 yds.)
- 351 Deuce McAllister, 2003 (1,641 yds.)
- 344 Dalton Hilliard, 1989 (1,262 yds.)
- 325 Deuce McAllister, 2002 (1,388 yds.)

## Game

- 40 Ricky Williams, vs. Cleveland, 10/31/99 (179 yds.)
- 38 Ricky Williams, vs. Carolina, 10/15/00 (144 yds.)
- 35 Earl Campbell, at Minnesota, 11/24/85 (160 yds.)
- Dwight Beverly, at St. Louis, 10/11/87 (139 yds.)

## Opponent

- 39 Gerald Riggs, vs. Atlanta, 12/22/85 (158 yds.)

## TOUCHDOWNS RUSHING

### Career

- 49 Deuce McAllister, 2001-09
- 39 Dalton Hilliard, 1986-93
- 28 Chuck Muncie, 1976-80
- Pierre Thomas, 2007-14
- 27 Tony Galbreath, 1976-80
- 26 Mark Ingram, 2011-**

### Season

- 13 Deuce McAllister, 2002
- George Rogers, 1981
- Dalton Hilliard, 1989
- 11 Chuck Muncie, 1979

## Game

- 3 Archie Manning, vs. Chicago, 10/2/77
- Chuck Muncie, vs. San Francisco, 11/11/79
- George Rogers, at L.A. Rams, 11/8/81
- Wayne Wilson, vs. Atlanta, 1/2/83
- Rueben Mayes, vs. Phoenix, 9/23/90
- Mario Bates, at L.A. Rams, 12/4/94
- Ricky Williams, at Atlanta, 10/22/00
- Deuce McAllister, vs. Atlanta, 10/27/02
- Deuce McAllister, at Baltimore, 12/8/02
- Reggie Bush, vs. San Francisco, 12/13/06



# INDIVIDUAL RECORDS

## Opponent

- 4 Wayne Morris, at St. Louis, 10/23/77  
Rodney Hampton, at N.Y. Giants, 9/24/95  
Mike Anderson, vs. Denver, 12/3/00

## HIGHEST RUSHING AVERAGE

### Career (minimum 250 attempts)

- 5.8 Archie Manning, 1971-75, 77-82 (357 att.-2,058 yds.)  
5.4 Hokie Gajan, 1982-85 (252 att.-1,358 yds.)  
5.1 Chris Ivory, 2010-12 (256 att.-1,307 yds.)  
4.6 Pierre Thomas, 2007-14 (818 att.-3,745 yds.)  
4.3 Chuck Muncie, 1976-80 (788 att.-3,393 yds.)  
George Rogers, 1981-84 (995 att.-4,267 yds.)  
**Mark Ingram, 2011- (748 att.-3,195 yds.)**  
Deuce McAllister, 2001-09 (1,429 att.-6,096 yds.)

### Season (minimum 75 attempts)

- 6.9 Darren Sproles, 2011 (87 att.-603 yds.)  
6.0 Hokie Gajan, 1984 (102 att.-615 yds.)  
5.4 Pierre Thomas, 2009 (147 att.-793 yds.)  
5.2 Chris Ivory, 2010 (137 att.-716 yds.)  
5.1 Hokie Gajan, 1983 (81 att.-415 yds.)

### Game (minimum 8 attempts)

- 10.9 Khiry Robinson, at Dallas, 9/28/14 (8-87)  
10.8 Lorenzo Neal, at Atlanta, 9/12/93 (8-86)  
10.5 Chris Ivory, at Tampa Bay, 10/17/10 (15-158)  
10.4 Tony Galbreath, vs. Kansas City, 9/26/76 (14-146)  
10.4 Gil Fenerty, at L.A. Rams, 12/9/90 (10-104)  
**10.4 Mark Ingram, vs. Dallas, 10/10/13 (14-145)**

### Opponent (minimum 8 attempts)

- 12.8 Steve Young, at San Francisco, 12/23/90 (8-102)

## LONGEST SCORING RUN

- 79 George Rogers, at Cleveland, 10/18/81  
76 George Rogers, vs. St. Louis, 9/4/83  
Deuce McAllister, at Philadelphia, 11/23/03  
74 Tony Galbreath, at Kansas City, 9/26/76  
Lorenzo Neal, at Atlanta, 9/12/93  
Mario Bates, vs. Detroit, 9/21/97

## Opponent

- 91 Jamaal Charles, vs. Kansas City, 9/23/12  
80 Willie Ellison, at L.A. Rams, 12/5/71

## LONGEST NON-SCORING RUN

- 73 George Rogers, vs. Philadelphia, 10/11/81  
71 Deuce McAllister, at Carolina, 1/2/05

### 70 Mark Ingram, at Washington, 11/15/15

## Opponent

- 76 Willie Parker, at Pittsburgh, 11/12/06

## Receiving

### TOTAL RECEIVING YARDS

#### Career

- 9,759 Marques Colston, 2006-15 (711 rec.)  
7,854 Eric Martin, 1985-93 (532 rec.)  
7,622 Joe Horn, 2000-06 (523 rec.)  
4,875 Danny Abramowicz, 1967-72 (309 rec.)  
4,377 Devery Henderson, 2004- (245 rec.)

#### Season

- 1,399 Joe Horn, 2004 (94 rec.)  
1,340 Joe Horn, 2000 (94 rec.)  
1,312 Joe Horn, 2002 (88 rec.)  
1,310 Jimmy Graham, 2011 (99 rec.)  
1,265 Joe Horn, 2001 (83 rec.)

#### Game

- 205 Wes Chandler, vs. Atlanta, 9/2/79 (6 rec.)  
200 Torrance Small, at Denver, 12/24/94 (6 rec.)  
180 Joe Horn, vs. San Francisco, 11/5/00 (10 rec.)  
179 Floyd Turner, vs. Chicago, 10/27/91 (9 rec.)  
Jimmy Graham, at Tampa Bay, 9/15/13 (10 rec.)

## Opponent

- 336 Willie Anderson, vs. L.A. Rams, 11/26/89 (15 rec.)  
248 Richard Johnson, at Detroit, 12/3/89 (8 rec.)  
224 Dez Bryant, at Dallas, 12/23/12 (9 rec.)  
218 Alshon Jeffrey, at Chicago, 10/6/13 (10 rec.)  
216 Vincent Jackson, at Tampa Bay, 10/21/12 (7 rec.)

## MOST 100-YARD RECEIVING GAMES

### Career

- 28 Joe Horn, 2000-06  
Marques Colston, 2006-15  
18 Eric Martin, 1985-93  
13 Jimmy Graham, 2010-14  
10 Danny Abramowicz, 1967-73  
Devery Henderson, 2004-12

### Season

- 6 Joe Horn, 2002  
Jimmy Graham, 2013  
5 Eric Martin, 1989  
Joe Horn, 2000  
Joe Horn, 2004

## DUAL 100-YARD RECEIVING GAMES

- at Atlanta, 11/25/79  
Henry Childs, 3-117, 1 TD; Wes Chandler, 6-103  
vs. Philadelphia, 11/9/80  
Wes Chandler, 9-139, 1 TD; Ike Harris, 4-119  
vs. Buffalo, 12/27/98  
Brett Bech, 4-113, 2 TD; Cam Cleeland, 10-112, 1 TD  
vs. Denver, 12/3/00  
Joe Horn, 10-170; Robert Wilson, 8-122  
vs. N.Y. Giants, 9/19/05  
Joe Horn, 9-143, 1 TD; Donté Stallworth, 8-141  
vs. Baltimore, 10/29/06  
Marques Colston, 6-163, 2 TD; Joe Horn, 5-126, 1 TD  
at Tampa Bay, 11/5/06  
Marques Colston, 11-123, 1 TD; Devery Henderson, 3-111, 2 TD  
vs. New England, 11/30/09  
Marques Colston, 4-121, 1 TD; Devery Henderson, 3-116, 1 TD  
at Tampa Bay, 10/16/11  
Marques Colston, 7-118, 1 TD; Jimmy Graham, 7-124  
vs. San Diego, 10/7/12  
Marques Colston, 9-131, 3 TD; Devery Henderson, 8-123, 1 TD  
at Dallas, 12/23/12  
Marques Colston, 10-153; Darren Sproles, 7-144  
vs. Carolina, 12/30/12  
Jimmy Graham, 9-115, 1 TD; Lance Moore, 4-121  
vs. Miami, 9/30/13  
Jimmy Graham, 4-100, 2 TD; Darren Sproles, 7-114, 1 TD  
at Detroit, 10/19/14  
Marques Colston, 6-111; Kenny Stills, 5-103  
at Philadelphia, 10/11/15  
**Brandin Cooks, 5-107, 1 TD; Willie Snead, 6-141**  
vs. N.Y. Giants, 11/1/15  
Marques Colston, 8-114, 1 TD; Benjamin Watson, 9-147, 1 TD
- ### Opponent
- at Cleveland, 11/10/68  
Paul Warfield, 5-107, 1 TD; Leroy Kelly, 3-104, 2 TD  
at St. Louis, 11/2/69  
Dave Williams, 8-164, 4 TD; John Gilliam, 5-106, 1 TD  
at Minnesota, 12/1/74  
Jim Lash, 3-112; John Gilliam, 5-109, 2 TD  
at N.Y. Giants, 9/20/81  
Johnny Perkins, 8-118; Gary Shirk, 11-101, 1 TD  
at L.A. Rams, 12/9/90  
Willie Anderson, 5-123; Henry Ellard, 5-107, 1 TD  
at Minnesota, 11/6/94  
Jake Reed, 8-157, 1 TD; Cris Carter, 12-151  
vs. Atlanta, 11/13/94  
Terance Mathis, 10-125; Andre Rison, 8-118, 1 TD  
vs. Atlanta, 9/17/95  
Eric Metcalf, 11-155; Bert Emanuel, 6-104  
at Minnesota, 11/19/95  
Qadry Ismail, 5-142, 1 TD; Cris Carter, 12-137, 2 TD  
vs. Carolina, 11/26/95



# INDIVIDUAL RECORDS

Mark Carrier, 6-132, 2 TD; Willie Green, 4-105, 1 TD vs. *Atlanta*, 12/13/98  
 Tony Martin, 8-109; Terance Mathis, 6-198 vs. *St. Louis*, 12/2/99  
 Torry Holt, 6-113; Isaac Bruce, 4-119 at *St. Louis*, 10/28/01  
 Trung Canidate 10-107; Isaac Bruce 7-179, 1 TD at *Philadelphia*, 9/20/09  
 Brent Celek 8-104; DeSean Jackson 4-101, 1 TD vs. *Houston*, 9/25/11  
 James Casey 5-126, 1 TD; Andre Johnson 7-128 vs. *Atlanta*, 12/26/11  
 Julio Jones 8-128, 1 TD; Roddy White 11-127 vs. *Atlanta*, 11/11/12  
 Tony Gonzalez 11-122, 2 TD; Roddy White 7-114 at *Green Bay*, 10/26/14  
 Randall Cobb 5-126, 1 TD; Eddie Lacy 8-123 vs. *Jacksonville*, 12/27/15  
 Allen Hurns 8-107, 2 TD; Allen Robinson 6-151, 1 TD

## TOTAL RECEPTIONS

### Career

711 Marques Colston, 2006-15 (9,759 yds.)  
 532 Eric Martin, 1985-93 (7,854 yds.)  
 523 Joe Horn, 2000-06 (7,622 yds.)  
 386 Jimmy Graham, 2010-14 (4,752 yds.)  
 346 Lance Moore, 2005-13 (4,281 yds.)  
 327 Pierre Thomas, 2007-14 (2,608 yds.)  
 309 Dan Abramowicz, 1967-73 (4,875 yds.)

### Season

99 Jimmy Graham, 2011 (1,310 yds.)  
 98 Marques Colston, 2007 (1,202 yds.)  
 94 Joe Horn, 2000 (1,340 yds.)  
 Joe Horn, 2004 (1,399 yds.)  
 88 Joe Horn, 2002 (1,312 yds.)  
 Reggie Bush, 2006 (742 yds.)

### Game

14 Tony Galbreath at Green Bay, 9/10/78 (122 yds.)  
 13 Joe Horn vs. Carolina, 12/2/01 (150 yds.)  
 Darren Sproles vs. Carolina, 9/16/12 (128 yds.)  
 12 Danny Abramowicz vs. Pittsburgh, 10/29/67 (156 yds.)  
 John Beasley vs. San Diego, 11/18/73 (127 yds.)  
 Joe Horn at San Diego, 9/10/00 (116 yds.)  
 Reggie Bush at Houston, 10/18/07 (70 yds.)  
 Pierre Thomas at Chicago, 12/30/07 (121 yds.)

### Opponent

15 Willie Anderson, vs. L.A. Rams, 11/26/89 (336 yds.)  
 12 Rickey Young, vs. Minnesota, 9/3/78 (134 yds.)  
 John Spagnola, vs. Philadelphia, 10/6/85 (124 yds.)  
 Cris Carter, at Minnesota, 11/6/94 (151 yds.)  
 Cris Carter, at Minnesota, 10/19/95 (137 yds.)

## TOUCHDOWNS RECEIVING

### Career

72 Marques Colston, 2006-15  
 51 Jimmy Graham, 2010-14  
 50 Joe Horn, 2000-06  
 48 Eric Martin, 1985-93  
 38 Lance Moore, 2005-13

### Season

16 Jimmy Graham, 2013  
 11 Joe Horn, 2004  
 Marques Colston, 2007  
 Jimmy Graham, 2011

### Game

4 Joe Horn, vs. N.Y. Giants 12/14/03

### Opponent

4 Dave Williams, at St. Louis 11/2/69

## HIGHEST RECEIVING AVERAGE

### Career (minimum 100 receptions)

17.9 Devery Henderson, 2004-12 (245 rec.-4,377 yds.)  
 16.4 Ike Harris, 1978-81 (104 rec.-1,710 yds.)  
 16.5 Robert Meachem, 2007-11, 13-14 (164 rec.-2,707 yds.)  
 15.8 Danny Abramowicz, 1967-73 (309 rec.-4,875 yds.)  
 15.6 Henry Childs, 1974-80 (207 rec.-3,224 yds.)

### Season (minimum 20 receptions)

24.8 Devery Henderson, 2008 (32 rec.-793 yds.)  
 23.3 Devery Henderson, 2006 (32 rec.-745 yds.)  
 21.2 Keith Poole, 1998 (24 rec.-509 yds.)  
 20.6 Tyrone Young, 1984 (29 rec.-597 yds.)  
 20.5 Devery Henderson, 2007 (20 rec.-409 yds.)  
 20.0 Kenny Stills, 2013 (32 rec.-641 yds.)

### Game (minimum 3 receptions)

54.7 Eric Martin, vs. Green Bay, 9/14/86 (3-164)  
 51.3 Keith Poole, at Atlanta, 10/18/98 (3-154)  
 44.7 Joe Horn, at Atlanta, 11/17/02 (3-134)  
 43.0 Kenny Stills, vs. Buffalo, 10/27/13 (3-129)  
 39.8 Larry Burton, vs. Atlanta, 11/2/75 (4-159)

### Opponent (minimum 3 receptions)

44.7 Stephen Baker, vs. N.Y. Giants, 11/27/88 (3-134)

## LONGEST SCORING RECEPTIONS

90 Eddie Kennison from Billy Joe Hobert, vs. Atlanta 10/10/99  
 89 Andre Hastings from Kerry Collins, vs. Dallas, 12/6/98  
 89 Randal Hill from Heath Shuler, at Chicago, 10/5/97  
**86** Marques Colston from Drew Brees, at Carolina, 10/1/06 – ROOKIE RECORD  
**84** Devery Henderson from Drew Brees, vs. Tampa Bay, 9/7/08

### Opponent

98 Michael Haynes from Bobby Hebert, at Atlanta, 9/12/93  
 90 Allen Robinson from Blake Bortles, vs. Jacksonville, 12/27/15  
 88 Harmon Wages from Bob Berry, at Atlanta, 12/7/69  
 Pierre Garcon from Robert Griffin III, vs. Washington, 9/9/12

## LONGEST NON-SCORING RECEPTIONS

96 Walt Roberts from Billy Kilmer, at Philadelphia, 11/19/67  
 85 Wes Chadelpher from Archie Manning, at San Francisco, 9/23/79  
 84 Eric Martin from Bobby Hebert, vs. Green Bay, 9/14/86  
 84 Ken Burrough from Bob Berry, vs. Atlanta, 12/19/71

## Total Yards from Scrimmage

### TOTAL YARDS (RUSHING & RECEIVING)

#### Career

9,766 Marques Colston, 2006-15 (9,759 receiving)  
 7,865 Eric Martin, 1985-93 (7,854 receiving)  
 7,816 Deuce McAllister, 2001-09 (6,096 rushing)  
 7,653 Joe Horn, 2000-06 (7,622 receiving)  
 6,397 Dalton Hilliard, 1986-93 (4,164 rushing)

#### Season

2,157 Deuce McAllister, 2003 (1,641 rushing)  
 1,800 George Rogers, 1981 (1,674 rushing)  
 1,776 Dalton Hilliard, 1989 (1,262 rushing)  
 1,756 Ricky Williams, 2001 (1,245 rushing)

#### Game

237 Deuce McAllister, vs. Atlanta, 11/16/03 (173 rushing)



# INDIVIDUAL RECORDS

- 232 Deuce McAllister, at Philadelphia, 11/23/03 (184 rushing)  
 226 Pierre Thomas, at Chicago, 12/30/07 (121 receiving)  
 225 Rueben Mayes, vs. Miami, 12/7/86 (203 rushing)  
 206 George Rogers, vs. St. Louis, 9/4/83 (all rushing)

## Opponent

- 336 Willie Anderson, vs. L.A. Rams, 11/26/89 (all receiving)

## Passing

### TOTAL PASSING YARDS

#### Career

- 48,555 Drew Brees, 2006-  
 (6,276 att.-4,240 comp.)**  
 21,734 Archie Manning, 1971-75, 77-82  
 (3,335 att.-1,849 comp.)  
 19,156 Aaron Brooks, 2000-05  
 (2,771 att.-1,563 comp.)

#### Season

- 5,476 Drew Brees, 2011 (657 att.-468 comp.)**  
**5,177 Drew Brees, 2012 (670 att.-422 comp.)**  
**5,162 Drew Brees, 2013 (650 att.-446 comp.)**  
**5,069 Drew Brees, 2008 (635 att.-413 comp.)**

#### Game

- 510 Drew Brees, vs. Cincinnati, 11/19/06 (37-52)**  
**505 Drew Brees, vs. N.Y. Giants, 11/1/15 (39-50)**  
**446 Drew Brees, at Dallas, 12/23/12 (37-53)**  
**Drew Brees, at Green Bay, 9/30/12 (35-54)**  
**445 Drew Brees, vs. Jacksonville, 11/4/07 (35-49)**  
 441 Aaron Brooks, vs. Denver, 12/3/00 (30-48)

#### Opponent

- 454 Jim Everett, vs. L.A. Rams, 11/26/89 (29-51)  
 448 Matt Ryan, at Atlanta, 9/7/14 (31-43)

### MOST 300-YARD PASSING GAMES

#### Career

- 89 Drew Brees, 2006-  
 10 Aaron Brooks, 2000-05  
 9 Archie Manning, 1971-75, 77-82  
 6 Jim Everett, 1994-96  
 4 Bobby Hebert, 1985-89, 91-92**

#### Season

- 13 Drew Brees, 2011-NFL RECORD**  
**11 Drew Brees, 2013**  
**10 Drew Brees, 2008**  
**Drew Brees, 2012**  
**Drew Brees, 2015**

### PASS ATTEMPTS

#### Career

- 6,276 Drew Brees, 2006- (4,240 comp.)**  
 3,335 Archie Manning, 1971-75, 77-82 (1,849 comp.)  
 2,771 Aaron Brooks, 2000-05 (1,563 comp.)

#### Season

- 670 Drew Brees, 2012 (442 comp.)**  
**659 Drew Brees, 2014 (456 comp.)**  
**658 Drew Brees, 2010 (448 comp.)**  
**657 Drew Brees, 2011 (468 comp.)**  
**652 Drew Brees, 2007 (440 comp.)**

#### Game

- 60 Aaron Brooks, vs. Denver, 11/21/04 (34 comp.)**  
**Drew Brees, at Chicago, 12/30/07 (35 comp.)**  
**58 Drew Brees, at Atlanta, 11/9/08 (31 comp.)**  
**57 Drew Brees, vs. Tampa Bay, 10/5/14 (35 comp.)**

#### Opponent

- 59 Steve Grogan, at New England, 11/12/89 (27 comp.)  
 58 Ben Roethlisberger, at Pittsburgh, 11/30/14 (32 comp.)

### PASS COMPLETIONS

#### Career

- 4,240 Drew Brees, 2006- (6,276 att.)**  
 1,849 Archie Manning, 1971-75, 77-82 (3,335 att.)  
 1,563 Aaron Brooks, 2000-05 (2,771 att.)

#### Season

- 468 Drew Brees, 2011 (657 att.) NFL RECORD**  
**456 Drew Brees, 2014 (659 att.)**  
**448 Drew Brees, 2010 (658 att.)**

#### Game

- 39 Drew Brees, at Denver, 9/21/08 (48 att.)**  
**Drew Brees, at St. Louis, 12/15/13 (56 att.)**  
**Drew Brees, vs. N.Y. Giants, 11/1/15 (50 att.)**  
**37 Drew Brees, vs. Cincinnati, 11/19/06 (52 att.)**  
**Drew Brees, vs. Cleveland, 10/24/10 (56 att.)**  
**Drew Brees, at Dallas, 12/23/12 (53 att.)**

#### Opponent

- 34 Matt Ryan, vs. Atlanta, 12/26/11 (52 att.)  
 Matt Ryan, vs. Atlanta, 11/11/12 (52 att.)  
 33 Warren Moon, at Minnesota, 11/6/94 (57 att.)  
 Eli Manning, vs. N.Y. Giants, 11/28/11 (47 att.)

### MOST CONSECUTIVE COMPLETIONS

- 19 Drew Brees, 12/27/09**  
**Drew Brees, 11/10/13**  
**18 Drew Brees, 11/1/15**  
**17 Drew Brees, 12/16-12/23/07**  
**15 Archie Manning, 10/14-10/21/79**  
**Drew Brees, 10/18/09**  
**Drew Brees, 10/4/15**

#### Opponent

- 18 Don Majkowski, at Green Bay, 9/17/89

### COMPLETION PERCENTAGE

#### Career (minimum 500 attempts)

- 67.5 Drew Brees, 2006- (5,649 att.-3,812 comp.)**  
 61.0 Jim Everett, 1994-96 (1,571 att.-958 comp.)  
 58.5 Bobby Hebert, 1985-89, 91-92 (2,055 att.-1,202 comp.)

#### Season (minimum 100 attempts)

- 71.2 Drew Brees, 2011 (657 att.-468 comp.) NFL RECORD**  
**70.6 Drew Brees, 2009 (514 att.-363 comp.)**  
**69.2 Drew Brees, 2014 (659 att.-456 comp.)**

#### Game (minimum 10 attempts)

- 90.9 Mike Buck, at Pittsburgh, 10/17/93 (11-10)  
**88.6 Drew Brees, vs. Indianapolis, 10/23/11 (35-31)**  
 87.0 Bobby Hebert, vs. Denver, 11/20/88 (23-20)  
**86.7 Drew Brees, vs. Arizona, 12/16/07 (30-26)**  
**Drew Brees, vs. Oakland, 10/12/08 (30-26)**

#### Opponent

- 90.9 Scott Hunter, at Atlanta, 10/31/76 (11-10)  
 90.5 Lynn Dickey, vs. Green Bay, 12/13/81 (21-19)

### TOUCHDOWN PASSES

#### Career

- 348 Drew Brees, 2006-  
 120 Aaron Brooks, 2000-05  
 115 Archie Manning, 1971-75, 77-82**

#### Season

- 46 Drew Brees, 2011**  
**43 Drew Brees, 2012**  
**39 Drew Brees, 2013**  
**34 Drew Brees, 2008**  
**Drew Brees, 2009**

#### Game

- 7 Drew Brees, vs. N.Y. Giants, 11/1/15**  
**6 Billy Kilmer, at St. Louis, 11/2/69**  
**Drew Brees, vs. Detroit, 9/13/09**  
**5 8 times, last Drew Brees at Pittsburgh, 11/30/14**





# INDIVIDUAL RECORDS

## Opponent

- 6 Charley Johnson, at St. Louis, 11/2/69  
 Peyton Manning, vs. Indianapolis, 9/28/03  
 Eli Manning, vs. N.Y. Giants, 11/1/15

## PASSER RATING

### Career (minimum 500 attempts)

- 99.0 Drew Brees, 2006-**  
**(4,240-6,276; 48,555 yds.; 348 TD, 152 INT)**
- 81.1 Jim Everett, 1994-96  
 (958-1,571; 10,622 yds.; 60 TD, 48 INT)
- 79.7 Aaron Brooks, 2000-05  
 (1,563-2,771; 19,156 yds.; 120 TD, 84 INT)

### Season (minimum 100 attempts)

- 110.6 Drew Brees, 2011**  
**(468-657; 5,476 yds.; 46 TD, 14 INT)**
- 109.6 Drew Brees, 2009**  
**(363-514; 4,388 yds.; 34 TD, 11 INT)**
- 104.7 Drew Brees, 2013**  
**(446-650; 5,162 yds.; 39 TD, 12 INT)**

### Game (minimum 10 attempts)

- 158.3 Mike Buck, at Pittsburgh, 10/17/93  
 (10-11, 164 yds., 2 TD, 0 INT)
- 158.3 Drew Brees, vs. New England, 11/30/09**  
**(18-23; 371 yds.; 5 TD, 0 INT)**
- 157.5 Drew Brees, vs. Green Bay, 11/24/08**  
**(20-26; 323 yds.; 4 TD, 0 INT)**
- 157.4 Drew Brees, vs. Tampa Bay, 12/29/13**  
**(24-31; 381 yds.; 4 TD, 0 INT)**
- 156.8 Drew Brees, vs. N.Y. Giants, 10/18/09**  
**(23-30; 369 yds.; 4 TD, 0 INT)**

## PASSES INTERCEPTED

### Career

- 156 Archie Manning, 1971-75,77-82  
**152 Drew Brees, 2006-**  
 84 Aaron Brooks, 2000-05

### Season

- 22** Aaron Brooks, 2001  
**Drew Brees, 2010**
- 21 Archie Manning, 1972  
 Aaron Brooks, 2004
- 20 Archie Manning, 1975  
 Archie Manning, 1979  
 Archie Manning, 1980

### Game

- 5** Archie Manning, vs. Atlanta, 9/16/73  
 Archie Manning, vs. L.A. Rams, 10/7/79  
**Drew Brees, at Atlanta, 11/29/12**

### Opponent

- 5** Randy Wright, vs. Green Bay, 9/14/86  
 Scott Campbell, at Atlanta, 11/1/87

## MOST TIMES SACKED

### Career

- 337 Archie Manning, 1971-75,77-82  
**239 Drew Brees, 2006-**

### Season

- 50 Aaron Brooks, 2001  
 49 Archie Manning, 1975  
 43 Archie Manning, 1972

### Game

- 9** Dave Wilson, at San Francisco, 11/13/83  
 Dave Wilson, at L.A. Rams, 11/3/85  
 Wade Wilson, at Cleveland, 12/5/93

### Opponent

- 8** Steve Beuerlein, at Carolina, 11/12/00  
 Chris Weinke, vs. Carolina, 12/2/01

## Punting

### MOST PUNTS

#### Career

- 515 Tommy Barnhardt, 1987,89-94,99 (42.5 avg.)  
 447 Tom Blanchard, 1974-78 (41.3 avg.)  
**410 Thomas Morstead, 2009- (46.8 avg.)**

#### Season

- 101 Tom Blanchard, 1976 (39.3 avg.)  
 92 Tom Blanchard, 1975 (41.0 avg.)  
 89 Russell Erxleben, 1980 (39.2 avg.)

#### Game

- 12 Tom Blanchard, vs. Minnesota, 11/16/75 (42.9 avg.)  
 Steve O'Neal, at San Francisco, 10/21/73 (41.6 avg.)  
 Russell Erxleben, vs. Washington, 12/26/82 (44.7 avg.)  
 Tommy Barnhardt, at Baltimore, 12/19/99 (37.2 avg.)

#### Opponent

- 12 Todd Sauerbrun, at Chicago, 10/5/97 (43.7 avg.)  
 11 Shawn McCarthy, at New England, 11/8/92 (42.1 avg.)

## HIGHEST PUNTING AVERAGE

### Career (minimum 50 attempts)

- 46.8 Thomas Morstead, 2009- (410 punts)**  
 45.8 Mark Royals, 1997-98 (176 punts)  
 43.7 Mitch Berger, 2003-2005 (227 punts)

### Season (minimum 40 attempts)

- 50.1 Thomas Morstead, 2012 (74 punts)**  
**48.3 Thomas Morstead, 2011 (46 punts)**  
**46.9 Thomas Morstead, 2013 (61 punts)**

## LONGEST PUNT

- 81** Tom McNeill, vs. Dallas, 9/28/69

### Opponent

- 87** Dave Finzer, at Chicago, 10/7/84

## Punt Returns

### MOST RETURNS

#### Career

- 142 Michael Lewis, 2001-06 (10.4 avg.)  
 116 Tyrone Hughes, 1993-96 (9.1 avg.)  
 104 Jeff Groth, 1981-84 (8.5 avg.)  
 92 Reggie Bush, 2006-10 (7.8 avg.)  
 81 Darren Sproles, 2011-13 (8.3 avg.)

#### Season

- 47 Eric Guliford, 1997 (10.6 avg.)  
 44 Michael Lewis, 2002 (14.2 avg.)  
 39 Jeff Groth, 1983 (7.1 avg.)  
 37 Howard Stevens, 1974 (10.2 avg.)  
 Rich Mauti, 1977 (7.4 avg.)  
 Jeff Groth, 1981 (11.8 avg.)  
 Vince Buck, 1990 (8.2 avg.)  
 Tyrone Hughes, 1993 (13.6 avg.)

#### Game

- 8** **Marcus Murphy, at Indianapolis, 10/25/15 (44 yds.)**  
 7 Eric Guliford, at Oakland, 11/9/97 (90 yds.)  
 Michael Lewis, at Carolina, 11/10/02 (98 yds.)
- 6 Pete Athas, vs. Houston, 10/3/76 (161 yds.)  
 Rod Harris, at Detroit, 12/3/89 (38 yds.)  
 Bobby Morse, vs. Indianapolis, 12/24/89 (28 yds.)  
 Vince Buck, vs. Minnesota, 9/22/91 (37 yds.)  
 Tyrone Hughes, at Carolina, 10/22/95 (36 yds.)  
 Eric Guliford, at Chicago, 10/5/97 (77 yds.)  
 Chad Morton, vs. Detroit, 9/3/00 (36 yds.)

#### Opponent

- 10** Mike Nelms, vs. Washington, 12/26/82 (106 yds.)



# INDIVIDUAL RECORDS

## MOST YARDS

### Career

1,482	Michael Lewis, 2001-06 (142 ret.)
1,060	Tyrone Hughes, 1993-96 (116 ret.)
887	Jeff Groth, 1981-84 (104 ret.)
720	Reggie Bush, 2006-10 (92 ret.)
671	Darren Sproles, 2011-13 (81 ret.)

### Season

625	Michael Lewis, 2002 (44 ret.)
503	Tyrone Hughes, 1993 (37 ret.)
498	Eric Guliford, 1997 (47 ret.)
436	Jeff Groth, 1981 (37 ret.)
382	Michael Lewis, 2004 (34 ret.)

### Game

176	Reggie Bush, vs. Minnesota, 10/6/08 (5 ret.)
161	Pete Athas, vs. Houston, 10/3/76 (6 ret.)
139	Michael Lewis, vs. Carolina, 12/29/02 (5 ret.)
130	Mel Gray, vs. Tampa Bay, 12/6/87 (2 ret.)
128	Tyrone Hughes, at Rams, 10/3/93 (4 ret.)

### Opponent

143	Chuck Latourette, vs. St. Louis, 9/29/68 (3 ret.)
-----	---

## HIGHEST RETURN AVERAGE

### Career (minimum 20 returns)

13.4	Mel Gray, 1986-88 (49 ret.)
13.3	Andre Hastings, 1997-99 (23 ret.)
10.5	Eric Guliford, 1997-98 (57 ret.)
10.4	Michael Lewis, 2001-06 (142 ret.)
10.1	Howard Stevens, 1973-74 (54 ret.)

### Season (minimum 10 returns)

14.7	Mel Gray, 1987 (24 ret.)
14.2	Michael Lewis, 2002 (44 ret.)
14.0	Andre Hastings, 1998 (22 ret.)
13.6	Tyrone Hughes, 1993 (37 ret.)
13.5	Reggie Bush, 2008 (20 ret.)

## LONGEST RETURNS

83t	Tyrone Hughes, at Philadelphia, 12/26/93
	Michael Lewis, at Washington, 10/13/02
80	Mel Gray, vs. Tampa Bay, 12/6/87

### Opponent

103t	Robert Bailey, vs. L.A. Rams, 10/23/94
------	--

## PUNTS RETURNED FOR TOUCHDOWNS (12)

83	Michael Lewis, at Washington, 10/13/02
83	Tyrone Hughes, at Philadelphia, 12/26/93
74	Tyrone Hughes, at L.A. Rams, 10/3/93
<b>74</b>	<b>Marcus Murphy, at Carolina, 9/27/15</b>
72	Darren Sproles, at Green Bay, 9/8/11
71	Reggie Bush, vs. Minnesota, 10/6/08
66	Mel Gray, vs. Denver, 11/20/88
65	Reggie Bush, vs. Tampa Bay, 10/8/06
64	Reggie Bush, vs. Minnesota, 10/6/08
56	Derrick Shepard, vs. Dallas, 9/10/89
55	Reggie Bush, at Washington, 9/14/08
53	Charlie Brown, vs. Pittsburgh, 12/15/68

### Opponent (25) - Longest:

103	Robert Bailey, vs. L.A. Rams, 10/23/94
95	Desmond Howard, vs. Detroit, 9/3/00
88	Mike Fuller, vs. San Diego, 10/9/77
86	Chuck Latourette, vs. St. Louis, 9/29/68
84	Ron Smith, at San Diego, 11/18/73
	Winslow Oliver, vs. Carolina, 9/8/96

## Kickoff Returns

### MOST RETURNS

#### Career

243	Michael Lewis, 2001-06 (24.3 avg.)
229	Tyrone Hughes, 1993-96 (25.0 avg.)
124	Rich Mauti, 1977-80, 1982-83 (22.9 avg.)

106	Fred McAfee, 1991-93, 2000-06 (21.0 avg.)
94	Courtney Roby, 2008-12 (25.6 avg.)

### Season

70	Michael Lewis, 2002 (25.8 avg.)
	Tyrone Hughes, 1996 (25.6 avg.)
66	Tyrone Hughes, 1995 (24.5 avg.)
63	Tyrone Hughes, 1994 (24.7 avg.)

### Game

8	Tyrone Hughes, vs. San Diego, 10/16/94 (196 yds.)
	Tyrone Hughes, at Minnesota, 11/19/95 (156 yds.)
	Michael Lewis, at Detroit, 9/29/02 (158 yds.)
	Aaron Stecker, vs. Carolina, 12/5/04 (214 yds.)
	Pierre Thomas, vs. St. Louis, 11/11/07 (233 yds.)

### Opponent

8	Troy Walters, vs. Minnesota, 10/7/01 (178 yds.)
---	---

## MOST YARDS

### Career

5,903	Michael Lewis, 2001-06 (243 ret.)
5,717	Tyrone Hughes, 1993-96 (229 ret.)
2,836	Rich Mauti, 1977-80, 82-83 (124 ret.)

### Season

1,807	Michael Lewis, 2002 (70 ret.)
1,791	Tyrone Hughes, 1996 (70 ret.)
1,617	Tyrone Hughes, 1995 (66 ret.)

### Game

304	Tyrone Hughes, vs. L.A. Rams, 10/23/94 (7 ret.)
233	Pierre Thomas, vs. St. Louis, 11/11/07 (8 ret.)
215	Dino Philyaw, vs. St. Louis, 12/12/99 (7 ret.)

### Opponent

230	Domenik Hixon, vs. N.Y. Giants, 10/18/09 (7 ret.)
227	David Wilson, at N.Y. Giants, 12/9/12 (4 ret.)
203	Jason Tucker, vs. Dallas, 12/24/99 (6 ret.)

## HIGHEST RETURN AVERAGE

### Career (minimum 25 returns)

26.3	Walt Roberts, 1967 (28 ret.)
<b>26.2</b>	<b>Travaris Cadet, 2012 (53 ret.)</b>
26.1	Darren Sproles, 2011-13 (70 ret.)
26.1	John Gilliam, 1967-68, 77 (31 ret.)
25.6	Courtney Roby, 2008-12 (94 ret.)

### Season (minimum 10 returns)

30.1	John Gilliam, 1967 (16 ret.)
27.9	Don Shy, 1969 (16 ret.)
27.9	Mel Gray, 1986 (31 ret.)
27.8	Bobby Morse, 1989 (10 ret.)
27.6	Rod McNeill, 1975 (10 ret.)

## KICKOFFS RETURNED FOR TOUCHDOWNS (15)

102	Eric Guliford, at St. Louis, 8/31/97
101	Mel Gray, at San Francisco, 9/21/86
100	Aaron Craver, at Minnesota, 11/8/98
99	Bobby Morse, at Detroit, 12/3/89
	Tyrone Hughes, at Minnesota, 11/28/93
98	Tyrone Hughes, vs. L.A. Rams, 10/23/94
98	Aaron Stecker, at Tampa Bay, 12/19/04
97	Michael Lewis, vs. Minnesota, 12/15/02
	Courtney Roby, at St. Louis, 11/15/09
96	Michael Lewis, vs. Atlanta, 12/26/04
94	John Gilliam, vs. L.A. Rams, 9/17/67
92	Clarence Chapman, at San Francisco, 11/27/77
92	Tyrone Hughes, vs. L.A. Rams, 10/23/94
91	Walt Roberts, vs. Philadelphia, 11/5/67
90	Michael Lewis, at Washington, 10/13/02

### Opponent (14) - 5 Longest

108	Randall Cobb, at Green Bay, 9/8/11
105	Travis Williams, at L.A. Rams, 12/5/71
100	Rod Smart, at Carolina, 10/5/03
	Maurice Jones-Drew, vs. Jacksonville, 11/4/07
98	Dexter Carter, at San Francisco, 12/1/91



# INDIVIDUAL RECORDS

## Combined Kickoff/Punt Returns

### MOST RETURNS

#### Career

385	Michael Lewis, 2001-06
345	Tyrone Hughes, 1993-96
199	Rich Mauti, 1977-80, 82-83
151	Darren Sproles, 2011-13
142	Mel Gray, 1986-88

#### Season

114	Michael Lewis, 2002
100	Tyrone Hughes, 1996

#### Game

11	Tyrone Hughes, at Carolina, 10/22/95 Tyrone Hughes, vs. Arizona, 9/22/96 Michael Lewis, at Carolina, 11/10/02
10	Tyrone Hughes, vs. L.A. Rams, 10/23/94 Chad Morton, vs. Detroit, 9/3/00 Chad Morton, at San Diego, 9/10/00 Michael Lewis, at Carolina, 10/14/01 Michael Lewis, at Detroit, 9/29/02 Az-Zahir Hakim, at St. Louis, 10/23/05

### MOST YARDS

#### Career

7,385	Michael Lewis, 2001-06
6,777	Tyrone Hughes, 1993-96
3,446	Rich Mauti, 1977-80, 82-83
2,829	Mel Gray, 1986-88
2,498	Darren Sproles, 2011-13

#### Season

2,432	Michael Lewis, 2002 <b>NFL RECORD</b>
1,943	Tyrone Hughes, 1996
1,879	Tyrone Hughes, 1995
1,699	Tyrone Hughes, 1994
1,626	Eric Guliford, 1997

#### Game

347	Tyrone Hughes, vs. L.A. Rams, 10/23/94
286	Michael Lewis, at Washington, 10/13/02
233	Pierre Thomas, vs. St. Louis, 11/11/07
232	Eric Guliford, at St. Louis, 8/31/97
231	Chad Morton, at San Diego, 9/10/00

#### Opponent

233	Chuck Latourette, vs. St. Louis, 9/29/68
225	Brian Mitchell, vs. Washington, 9/11/94

### MOST RETURNS FOR TOUCHDOWNS

#### Career

5	Tyrone Hughes, 1993-95
4	Michael Lewis, 2001-06 Reggie Bush, 2006-10

#### Season

3	Tyrone Hughes, 1993 Michael Lewis, 2002 Reggie Bush, 2008
---	---

#### Game

2	Tyrone Hughes, vs. L.A. Rams, 10/23/94 Michael Lewis, at Washington, 10/13/02 Reggie Bush, vs. Minnesota, 10/6/08
---	---

#### Opponent

1	40 times
---	----------

## Combined Yardage

### MOST COMBINED YARDAGE

#### (RUSH, RECEIVE, PUNT, KICKOFF)

#### Season

2,696	Darren Sproles, 2011 (603, 710, 294, 1,383) <b>NFL RECORD</b>
2,647	Michael Lewis, 2002 (15, 200, 625, 1807)

## Interceptions

### MOST INTERCEPTIONS

#### Career

37	Dave Waymer, 1980-89 (395 yds.)
36	Tommy Myers, 1972-81 (621 yds.)
28	Sammy Knight, 1997-2002 (464 yds.)
21	Gene Atkins, 1987-93 (324 yds.)
19	Dave Whitsell, 1967-69 (242 yds.)

#### Season

10	Dave Whitsell, 1967 (178 yds.)
9	Dave Waymer, 1986 (48 yds.) Darren Sharper, 2009 (376 yds.)
7	Tommy Myers, 1979 (127 yds.) Johnnie Poe, 1983 (146 yds.)

#### Game

3	Tommy Myers, vs. Minnesota, 9/3/78 (151 yds.) Dave Waymer, vs. Philadelphia, 10/6/85 (28 yds.) Reggie Sutton, at Chicago, 10/18/87 (42 yds.) Gene Atkins, at Phoenix, 12/22/91 (198 yds.) Sammy Knight, at Buffalo, 9/9/01 (40 yds.)
---	--

#### Opponent

3	Pat Thomas, vs. L.A. Rams, 10/7/79 (5 yds.) Leonard Coleman, at Indianapolis, 10/12/86 (31 yds.) Rod Woodson, at San Francisco, 9/14/97 (81 yds.) Ronde Barber, at Tampa Bay, 12/23/01 (56 yds.) Keith Bulluck, vs. Tennessee, 9/24/07 (51 yds.)
---	--

### MOST YARDS RETURNED

#### Career

621	Tommy Myers, 1972-81 (36 ret.)
464	Sammy Knight, 1997-2002 (28 ret.)
395	Dave Waymer, 1980-89 (37 ret.)
376	Darren Sharper, 2009-10 (9 ret.)
324	Gene Atkins, 1987-93 (21 ret.)

#### Season

376	Darren Sharper, 2009 (9 ret.) <b>NFL RECORD</b>
198	Gene Atkins, 1991 (5 ret.)
178	Dave Whitsell, 1967 (10 ret.)
171	Sammy Knight, 1998 (6 ret.)
167	Tommy Myers, 1978 (6 ret.)

#### Game

151	Tommy Myers, vs. Minnesota, 9/3/78 (3 ret.)
105	Malcolm Jenkins, vs. St. Louis, 12/12/10 (2 ret.)
99	Gene Atkins, at Phoenix, 12/22/91 (3 ret.) Darren Sharper, vs. N.Y. Jets, 10/4/09 (1 ret.) Patrick Robinson, vs. Philadelphia, 11/5/12 (1 ret.)

#### Opponent

95	Nick Barnett, at Green Bay, 10/9/05 (1 ret.) Chevis Jackson, at Atlanta, 11/9/08 (1 ret.)
----	--

### MOST RETURNS FOR TOUCHDOWNS

#### Career

4	Sammy Knight, 1997-2002
3	Jim Merlo, 1973-79 Brett Maxie, 1985-93 Darren Sharper, 2009-10
2	Dave Whitsell, 1967-69 Tommy Myers, 1972-81 Johnnie Poe, 1981-87 Dennis Winston, 1982-85 Toi Cook, 1987-93 Mike McKenzie, 2004-09 Jabari Greer, 2009-13 Malcolm Jenkins, 2009-13

#### Season

3	Darren Sharper, 2009
2	Dave Whitsell, 1967 Jim Merlo, 1976 Dennis Winston, 1984 Sammy Knight, 1998



# INDIVIDUAL RECORDS

Sammy Knight, 2000  
Mike McKenzie, 2007

Maurice Spencer, 1976  
Jack Del Rio, 1985  
James Geathers, 1989  
Sammy Knight, 2001

## Game

1 58 times (last Jonathan Vilma vs. Carolina, 12/30/12)

## Opponent

2 Eric Allen, at Philadelphia, 12/26/93  
David BOWENS, vs. Cleveland, 10/24/10

## LONGEST RETURNS

99t Darren Sharper, vs. N.Y. Jets, 10/4/09  
Patrick Robinson, vs. Philadelphia, 11/5/12  
97t Tommy Myers, vs. Minnesota, 9/3/78  
Darren Sharper, at Philadelphia, 9/20/09  
96t Malcolm Jenkins, vs. St. Louis, 12/12/10

## Opponent

95t Nick Barnett, at Green Bay, 10/9/05  
Chevis Jackson, at Atlanta, 11/9/08

## Quarterback Sacks (since 1982)

### MOST SACKS

#### Career

115 Rickey Jackson, 1981-93  
82.5 Wayne Martin, 1989-99  
76.5 Pat Swilling, 1986-92  
67.5 Will Smith, 2004-13  
52.5 Frank Warren 1981-89,91-94

#### Season

17 La'Roi Glover, 2000  
17 Pat Swilling, 1991  
16.5 Pat Swilling, 1989  
15.5 Wayne Martin, 1992  
13.5 Rickey Jackson, 1992  
Charlie Clemons, 2001

#### Game

4 Rickey Jackson, at Atlanta, 12/14/86  
Rickey Jackson, at Detroit, 9/18/88  
Pat Swilling, vs. Tampa Bay, 11/11/90  
Wayne Martin, vs. Atlanta, 12/3/92  
Wayne Martin, vs. Detroit, 9/21/97  
3.5 Jim Wilks, at Philadelphia, 12/11/83  
Pat Swilling, at Atlanta, 11/19/89

#### Opponent

6 Fred Dean, at San Francisco, 11/13/83

## Fumbles

### MOST OPPONENT FUMBLES RECOVERED

#### Career

26 Rickey Jackson, 1981-93  
17 Sam Mills, 1986-94  
14 Dave Waymer, 1980-89  
13 Gene Atkins, 1987-93  
13 Wayne Martin, 1989-99

#### Season

7 Rickey Jackson, 1990  
5 Joe Federspiel, 1975

## Game

3 Maurice Spencer, vs. Atlanta, 10/10/76

## LONGEST FUMBLE RETURN

90t Keith Mitchell, at Carolina, 11/12/00  
86t Tyrone Hughes, vs. San Francisco, 11/28/94  
85t Ernie Jackson, vs. Atlanta, 10/15/72  
76t Sam Mills, at N.Y. Jets, 12/26/92

## Opponent

98t Toby Wright, vs. L.A. Rams, 10/23/94  
96t C.L. Whittington, vs. Houston, 10/3/76

## MOST OWN FUMBLES RECOVERED

#### Game

3 Marcus Dowdell, at Phoenix, 10/18/92  
Kyle Turley, vs. St. Louis, 12/24/00

## MOST FUMBLES RETURNED FOR TOUCHDOWNS

#### Career

2 Robert "Pig" Goff, 1990-95  
Tyrone Hughes, 1993-95  
Sam Mills, 1986-94  
Tommy Myers, 1972-81  
Frank Warren, 1981-89,91-93  
Keith Mitchell, 1997-2001

#### Season

2 Robert "Pig" Goff, 1992  
Tyrone Hughes, 1994

## MOST TIMES FUMBLED

#### Career

66 Drew Brees, 2006-  
62 Archie Manning, 1971-75,77-82  
59 Aaron Brooks, 2000-05  
30 Dalton Hilliard, 1986-93  
27 George Rogers, 1981-84  
Bobby Hebert, 1985-89,91-92

#### Season

14 Aaron Brooks, 2002 (11 lost)  
13 Aaron Brooks, 2001 (3 lost)  
Aaron Brooks, 2004 (2 lost)  
11 George Rogers, 1981 (6 lost)

#### Game

4 Aaron Brooks, vs. Tampa Bay, 12/7/03 (3 lost)  
3 Billy Kilmer, at St. Louis, 12/3/67  
Billy Kilmer, vs. Cleveland, 10/12/69  
Howard Stevens, at Dallas, 9/24/73  
Hokie Gajan, vs. Tampa Bay, 9/22/85 (2 lost)  
Rueben Mayes, vs. San Francisco, 10/25/87 (2 lost)  
Rueben Mayes, at Pittsburgh, 11/29/87 (2 lost)  
Heath Shuler, vs. Atlanta, 10/12/97 (1 lost)  
Ricky Williams, vs. San Francisco, 1/6/02 (2 lost)  
Aaron Brooks, at Cincinnati, 12/22/02 (3 lost)  
Aaron Brooks, vs. San Francisco, 9/19/04 (2 lost)  
**Drew Brees, at Green Bay, 9/17/06 (2 lost)**

# TEAM RECORDS

\* - Records as a result of the strike-shortened season in 1982 (nine games)

## Scoring

### MOST POINTS

#### Season

547 2011  
510 2009  
463 2008

#### Opponent

487 1980

#### Game

62 Saints 62 vs. Indianapolis 7, 10/23/11

#### Opponent

62 Atlanta 62 at Saints 7, 9/16/73

#### Half

42 at Tampa Bay, 10/14/79 (Second half)

#### Opponent

38 Atlanta, 9/16/73 (Second half)

#### Quarter

28 at Seattle, 11/21/76 (3rd); vs. Oakland, 12/3/79 (2nd)

25 at St. Louis, 10/28/01 (3rd)

#### Opponent

28 at Philadelphia, 11/19/67 (2nd); at Chicago, 10/10/71 (2nd); vs. L.A. Rams, 10/7/79 (2nd).

### FEWEST POINTS

#### Season

129 1982\*  
163 1973

#### Opponent

160 1982\*  
202 1992

#### Game

0 14 times (last vs. San Francisco, 1/6/02)

#### Opponent

0 13 times (last vs. Tampa Bay, 12/16/12)

### MOST TOUCHDOWNS

#### Season

66 2011  
64 2009  
58 2012

#### Opponent

60 1980

#### Game

8 vs. Indianapolis, 10/23/11  
7 at St. Louis, 11/2/69; vs. N.Y. Giants, 10/18/09; vs. N.Y. Giants, 11/28/11; vs. Dallas, 11/10/13; vs. N.Y. Giants, 11/1/15

#### Opponent

8 vs. Atlanta, 9/16/73  
7 vs. N.Y. Giants, 11/1/15

### FEWEST TOUCHDOWNS

#### Season

16 1973, 1982\*  
17 1970

#### Opponent

19 1982\*  
23 1991

### MOST GAMES WITHOUT YIELDING A TOUCHDOWN

5 1991 (Two shutouts)

### MOST TOUCHDOWNS RUSHING

#### Season

28 1979  
21 2009  
20 1987, 2008

#### Opponent

28 1980

#### Game

5 at Tampa Bay, 10/14/79

#### Opponent

5 at St. Louis, 10/23/77; at N.Y. Giants, 9/24/95; vs. Carolina, 12/30/12

### FEWEST TOUCHDOWNS RUSHING

#### Season

4 1970, 1985  
5 1972, 1973

#### Opponent

6 1987, 1991

### MOST TOUCHDOWNS PASSING

#### Season

46 2011  
43 2012  
39 2013

#### Opponent

45 2015

#### Game

7 vs. N.Y. Giants, 11/1/15

6 at St. Louis, 11/2/69; vs. Detroit, 9/13/09

#### Opponent

6 at St. Louis, 11/2/69; vs. Indianapolis, 9/28/03; vs. N.Y. Giants, 11/1/15

### FEWEST TOUCHDOWNS PASSING

#### Season

8 1975, 1976, 1981, 1982\*

#### Opponent

11 1982\*  
12 1991  
13 1992, 2010

### MOST FIELD GOALS

#### Season

33 1987 (42 attempts)  
31 1985 (35 attempts)  
2002 (35 attempts)

#### Opponent

34 2008 (39 attempts)

#### Game

5 at Green Bay (Milw.), 11/28/71 (6 att.); vs. L.A. Rams, 12/1/85 (5 att.); vs. San Francisco, 10/25/87 (7 att.); vs. Atlanta, 12/3/92 (5 att.); at Atlanta, 12/11/94 (5 att.); vs. Minnesota, 10/7/01 (5 att.); at St. Louis, 10/28/01 (5 att.); at St. Louis, 9/26/04 (6 att.)

#### Opponent

6 at N.Y. Jets, 12/3/72 (7 att.); vs. San Francisco, 10/16/83 (6 att.); vs. Atlanta, 11/13/94 (6 att.); vs. Carolina, 12/5/04 (6 att.); vs. Kansas City, 9/23/12 (6 att.)

### MOST DEFENSIVE TOUCHDOWNS

#### Season

9 1998  
8 2009  
6 1992

#### Opponent

9 1993

### MOST POINTS AFTER TOUCHDOWN

#### Season

63 2011 (63 att.)  
60 2009 (63 att.)  
57 2012 (57 att.)

#### Opponent

56 1980 (60 att.)

#### Game

8 vs. Indianapolis, 10/23/11 (8 att.)  
7 vs. N.Y. Giants, 11/28/11 (7 att.); vs. Dallas, 11/10/13 (7 att.); N.Y. Giants, 11/1/15 (7 att.)

#### Opponent

8 vs. Atlanta, 9/16/73 (8 att.)  
7 vs. N.Y. Giants, 11/1/15 (7 att.)

### FEWEST POINTS AFTER TOUCHDOWN

#### Season

15 1982\* (16 att.)  
16 1970 (17 att.), 1973 (16 att.)

#### Opponent

19 1982\* (19 att.)  
22 1991 (23 att.), 1992 (24 att.)

### MOST TWO-POINT CONVERSIONS

#### Season

4 2002 (11 att.), 2007 (5 att.)  
3 1999 (6 att.)  
2 1994 (6 att.), 1995 (9 att.), 1996 (6 att.), 2006 (2 att.), 2011 (3 att.)

#### Opponent

4 2002 (5 att.)  
3 1994 (4 att.), 1995 (5 att.), 2008 (4 att.), 2014 (4 att.)

#### Game

2 vs. St. Louis, 11/11/07; vs. Houston, 9/25/11

#### Opponent

2 vs. Carolina, 11/26/95

### GREATEST MARGIN OF VICTORY

55 Indianapolis 7 at Saints 62, 10/23/11

### GREATEST MARGIN OF DEFEAT

55 Atlanta 62 at Saints 7, 9/16/73

### MOST CONSECUTIVE GAMES SCORING

224 9/8/02 through -  
216 12/11/83 through 10/12/97 (streak ended vs. Carolina 10/19/97)

### LONGEST WINNING STREAK

13 9/13-12/13/09

### LONGEST LOSING STREAK

14 9/7-12/7/80



HISTORY • RECORDS • ADMINISTRATION • FOOTBALL • OWNERSHIP

# TEAM RECORDS

## First Downs

### MOST FIRST DOWNS

#### Season

416 2011  
395 2014  
381 2015

#### Opponent

380 2012  
2015

#### Game

40 vs. Dallas, 11/10/13 **NFL RECORD**  
36 vs. Indianapolis, 10/23/11  
at Minnesota, 12/18/11

#### Opponent

36 at Pittsburgh, 11/30/14

### FEWEST FIRST DOWNS

#### Season

173 1982\*  
183 1970

#### Opponent

151 1982\*  
214 1991

#### Game

2 at San Francisco, 10/21/73  
3 vs. St. Louis, 10/5/80

#### Opponent

6 vs. L.A. Rams, 9/15/91; vs. Minnesota, 9/22/91; vs. L.A. Raiders, 12/16/91; at New England, 11/8/92; at New York Giants, 12/24/06

### MOST FIRST DOWNS RUSHING

#### Season

160 1979  
135 1983

#### Opponent

178 1980

#### Game

19 at Seattle, 11/21/76

#### Opponent

23 vs. St. Louis, 10/4/80

### FEWEST FIRST DOWNS RUSHING

#### Season

55 1970  
67 1967, 1998

#### Opponent

58 1982\*  
63 1991

#### Game

0 at Philadelphia, 10/26/69; vs. St. Louis, 10/5/80; vs. San Francisco, 9/3/95; at Baltimore Ravens, 12/19/99; at Jacksonville, 12/21/03; vs. Baltimore Ravens, 10/29/06

#### Opponent

0 vs. New England, 11/30/86; at Detroit, 9/18/88; vs. Carolina, 10/15/00

### MOST FIRST DOWNS PASSING

#### Season

280 2011  
267 2012  
258 2014

#### Opponent

223 2015

#### Game

25 vs. Cincinnati, 11/19/06  
vs. Jacksonville, 11/11/07  
at Dallas, 12/23/12

#### Opponent

25 at Pittsburgh, 11/30/14

### FEWEST FIRST DOWNS PASSING

#### Season

76 1982\*  
82 1975

#### Opponent

81 1982\*  
103 1977

#### Game

0 at San Francisco, 10/21/73

#### Opponent

0 at St. Louis, 10/11/87

### MOST FIRST DOWNS BY PENALTY

#### Season

41 2005  
36 2014, 2015  
32 1999, 2004

#### Opponent

54 2015  
38 2011

#### Game

7 at N.Y. Jets, 10/26/86; at Tampa Bay, 9/24/89; at Atlanta, 12/5/99; vs. Tennessee (OT), 11/8/2015

#### Opponent

7 vs. N.Y. Giants, 11/1/15

## Net Yards

### MOST YARDS

#### Season

7,474 2011 (2,127 rush, 5,347 pass)

#### NFL RECORD

6,582 2014 (1,818 rush, 4,674 pass)  
6,574 2012 (1,577 rush, 4,977 pass)

#### Opponent

7,042 2012 (2,361 rush, 4,681 pass)

#### Game

625 vs. Dallas, 11/10/13 (242 rush, 383 pass)

617 vs. Carolina, 1/1/12 (208 rush, 409 pass)

608 vs. N.Y. Giants, 11/1/15 (103 rush, 505 pass)

#### Opponent

605 vs. Minnesota, 10/17/04 (188 rush, 417 pass)

568 at Atlanta, 9/7/714 (123 rush, 445 pass)

### FEWEST YARDS

#### Season

2,655 1982\* (1,257 rush, 1,398 pass)  
3,187 1975 (1,642 rush, 1,545 pass)

#### Opponent

2,607 1982\* (974 rush, 1,633 pass)  
3,797 1974 (1,758 rush, 2,039 pass)

#### Game

60 vs. Minnesota, 11/16/75 (67 rush, -7 pass)

80 vs. St. Louis, 10/5/80 (15 rush, 65 pass)

#### Opponent

117 vs. L.A. Raiders, 12/16/91 (71 rush, 46 pass)

120 vs. L.A. Rams, 9/15/91 (77 rush, 43 pass)

### HIGHEST AVERAGE PER OFFENSIVE PLAY

#### Season

6.7 2011 (1,117 plays-7,474 yds.)

6.3 2008 (1,047 plays-6,571 yds.)

2009 (1,032 plays-6,461 yds.)

#### Opponent

6.6 2015 (996 plays-6,615 yds.)

#### Game

9.6 vs. New England, 11/30/09 (480 yds.)

9.0 at New England, 12/3/95 (432 yds.)

8.4 vs. N.Y. Giants, 11/28/11 (577 yds.)

#### Opponent

8.9 vs. Minnesota, 10/17/04 (605 yds.)

### LOWEST AVERAGE PER OFFENSIVE PLAY

#### Season

3.5 1975 (908 plays-3,189 yds.)

4.0 1973 (929 plays-3,744 yds.)

1974 (872 plays-3,501 yds.)

#### Opponent

4.3 1992 (949 plays-4,075 yds.)  
1997 (1073 plays-4,645 yds.)

## Rushing

### MOST YARDS

#### Season

2,476 1979 (551 att.)  
2,461 1983 (595 att.)

#### Opponent

3,106 1980 (630 att.)

#### Game

307 at L.A. Rams, 11/8/81 (52 att.)

299 at Kansas City, 9/26/76 (44 att.)

#### Opponent

340 vs. L.A. Rams, 11/25/73 (55 att.)

### FEWEST YARDS

#### Season

1,192 1967 (334 att.)  
1,215 1970 (371 att.)

#### Opponent

974 1982\* (255 att.)

1,213 1991 (334 att.)

#### Game

7 vs. San Francisco, 10/1/72 (16 att.)

11 vs. N.Y. Giants, 12/20/93 (12 att.)

at Baltimore, 12/19/99 (16 att.)

#### Opponent

2 vs. New England, 11/30/86 (18 att.)

### MOST ATTEMPTS

#### Season

595 1983 (2,461 yds.)  
569 1987 (2,190 yds.)

# TEAM RECORDS

## Opponent

630 1980 (3,106 yds.)

## Game

55 at Atlanta, 10/20/74 (232 yds.)  
at San Francisco, 10/15/78  
(175 yds.)

## Opponent

62 vs. St. Louis, 10/5/80 (330 yds.)

## FEWEST ATTEMPTS

### Season

331 1982\* (1257 yds.)

334 1967 (1193 yds.)

### Opponent

255 1982\* (974 yds.)

334 1991 (1213 yds.)

## Game

9 vs. St. Louis, 10/5/80 (15 yds.)  
vs. Denver, 12/3/00 (21 yds.)

## Opponent

10 vs. Dallas, 9/10/89 (20 yds.)  
at St. Louis, 11/26/00 (28 yds.)

## HIGHEST AVERAGE PER RUSH

### Season

4.9 2011 (431 att.-2,127 yds.)

4.5 2009 (468 att.-2,106 yds.)

1979 (551 att.-2,476 yds.)

2014 (406 att.-1,818 yds.)

2002 (448 att.-2,000 yds.)

### Opponent

5.2 2012 (457 att.-2,361 yds.)

5.0 2011 (351 att.-1,738 yds.)

## Game

8.3 at Philadelphia, 11/23/03  
(24 att.-199 yds.)  
at Dallas, 9/28/14  
(13 att.-104 yds.)

## Opponent

8.3 at Pittsburgh, 11/12/06  
(26 att.-217 yds.)

8.1 at Carolina, 11/30/97  
(23 att.-186 yds.)

## LOWEST AVERAGE PER RUSH

### Season

3.3 1970 (371 att.-1,215 yds.)

3.4 1996 (386 att.-1,308 yds.)

### Opponent

3.2 1986 (486 att.-1,559 yds.)

## Game

0.4 vs. San Francisco, 10/1/72  
(16 att.-7 yds.)

## Opponent

0.1 vs. New England, 11/30/86  
(18 att.-2 yds.)

## Passing

### MOST NET YARDS

#### Season

5,347 2011

4,997 2012

#### Opponent

4,681 2012

## Game

505 vs. N.Y. Giants, 11/1/15

504 vs. Cincinnati, 11/19/06

## Opponent

445 at Atlanta, 9/7/14

## FEWEST NET YARDS

### Season

1,398 1982\*

1,545 1975

### Opponent

1,633 1982\*

1,893 1977

## Game

-15 at San Francisco, 10/21/73

-7 vs. Minnesota, 11/16/75

## Opponent

4 at St. Louis, 10/11/87

## MOST ATTEMPTS

### Season

671 2012 (423 comp.)

667 2015 (460 comp.)

### Opponent

626 2011 (362 comp.)

## Game

60 vs. Denver, 11/21/04 (34

comp.)

at Chicago, 12/30/07 (35

comp.)

58 at Atlanta, 11/9/08 (31 comp.)

### Opponent

61 vs. Atlanta, 12/26/11 (40 comp.)

## FEWEST ATTEMPTS

### Season

248 1982\* (137 comp.)

321 1977 (166 comp.)

### Opponent

290 1977 (154 comp.)

## Game

4 at San Francisco, 10/15/78

(2 comp.)

## Opponent

10 at New England, 12/4/83

(3 comp.)

at St. Louis, 10/1/87 (3 comp.)

## MOST COMPLETIONS

### Season

472 2011 (662 att.) **NFL RECORD**

460 2015 (667 att.)

### Opponent

372 2015 (544 att.)

## Game

39 at Denver, 9/21/08 (48 att.)

at St. Louis, 12/15/13 (48 att.)

vs. N.Y. Giants, 11/1/15 (50

att.)

37 vs. Cincinnati, 11/19/06 (52 att.)

vs. Cleveland, 10/24/10 (56 att.)

at Dallas, 12/23/12 (53 att.)

## Opponent

40 vs. Atlanta, 12/26/11 (61 att.)

## FEWEST COMPLETIONS

### Season

137 1982\* (248 att.)

163 1973 (338 att.)

### Opponent

149 1982\* (245 att.)

153 1968 (366 att.)

## Game

2 at San Francisco, 10/15/78

(4 att.)

## Opponent

3 at New England, 12/4/83

(10 att.)

at St. Louis, 10/11/87 (10 att.)

## HIGHEST COMPLETION PERCENTAGE

### Season

71.3 2011 (472 comp.-662 att.)

### NFL RECORD

69.5 2009 (378 comp.-544 att.)

### Opponent

68.4 2015 (372 comp.-544 att.)

## Game

88.6 vs. Indianapolis, 10/23/11

(31 comp.-35 att.)

87.0 vs. Denver, 11/20/88

(20 comp.-23 att.)

## Opponent

90.5 vs. Green Bay, 12/13/81 (19

comp.-21 att.)

## LOWEST COMPLETION PERCENTAGE

### Season

46.2 1975 (181 comp.-392 att.)

47.0 1971 (182 comp.-387 att.)

### Opponent

41.8 1968 (153 comp.-366 att.)

## Game

23.5 vs. L.A. Rams, 9/3/81

(4 comp.-17 att.)

26.9 at Chicago, 10/7/84

(7 comp.-26 att.)

## Opponent

22.7 vs. Chicago, 10/27/91

(5 comp.-22 att.)

## MOST PASSES INTERCEPTED

### Season

33 1997

30 1999

### Opponent

30 1987

## Game

6 vs. Atlanta, 9/16/73

at San Francisco, 9/14/97

5 vs. L.A. Rams, 10/7/79

at Atlanta, 11/22/12

## Opponent

7 vs. Green Bay, 9/14/86

## FEWEST PASSES HAD INTERCEPTED

### Season

8 2003

12 1987, 2009, 2013, 2015

13 2006

### Opponent

8 1990

## Interceptions

### MOST INTERCEPTIONS

#### Season

30 1987

29 1991

#### Opponent

33 1997

## Game

7 vs. Green Bay, 9/14/86

5 at Atlanta, 11/1/87

vs. N.Y. Giants, 11/22/87



# TEAM RECORDS

at Philadelphia, 10/13/91  
at Phoenix, 12/22/91

**Opponent**  
6 vs. Atlanta, 9/16/73  
vs. San Francisco, 9/14/97

## FEWEST INTERCEPTIONS

**Season**  
8 1990  
9 1982\*, 2010, 2011, 2015  
**Opponent**  
8 2003

## MOST RETURN YARDAGE

**Season**  
652 2009 (26 int.)  
482 1991 (29 int.)  
466 1998 (21 int.)  
**Opponent**  
483 1999 (30 int.)

## Game

176 vs. Minnesota, 9/3/78 (4 int.)  
126 vs. Minnesota, 10/13/68 (2 int.)

**Opponent**  
136 at Minnesota, 12/4/88 (2 int.)

## FEWEST RETURN YARDAGE

**Season**  
73 1969 (12 int.)  
80 2011 (9 int.)  
**Opponent**  
79 1982\* (14 int.)  
93 1996 (17 int.)

## MOST RETURNS FOR TOUCHDOWNS

**Season**  
5 1998, 2009  
4 2000, 2012  
**Opponent**  
6 1993

## Game

2 at Miami, 10/25/09

**Opponent**  
3 vs. Tampa Bay, 12/11/77

## Fumbles

### MOST

**Season**  
40 1981 (20 lost)  
37 1983 (22 lost)  
**Opponent**  
43 1975 (23 lost)

### Game

7 at L.A. Rams, 11/8/81 (2 lost);  
vs. New England, 11/30/86 (5 lost).

### Opponent

7 vs. Cleveland, 12/12/71 (5 lost); at L.A. Rams, 12/16/79 (4 lost); at N.Y. Jets, 10/26/86 (2 lost); at Dallas, 11/25/10 (2 lost).

### FEWEST

**Season**  
6 2011 (5 lost) **NFL RECORD**  
12 2013 (7 lost)  
13 2012 (5 lost)  
17 1982\* (10 lost)  
2015 (8 lost)

### Opponent

15 2014 (5 lost)  
16 2008 (7 lost)

### MOST LOST

**Season**  
22 1983 (37 fumbles)  
22 1997 (34 fumbles)  
**Opponent**  
27 1976 (38 fumbles)

### Game

5 vs. New England, 11/30/86 (7 fumbles)

### Opponent

5 vs. Dallas, 11/3/68 (5 fumbles);  
vs. Cleveland, 12/12/71 (7 fumbles); at Atlanta, 11/25/79 (6 fumbles).

### FEWEST LOST

**Season**  
5 2011 (6 fumbles)  
2012 (13 fumbles)

### Opponent

5 2014 (5 fumbles)

### MOST RETURNED FOR TOUCHDOWNS

**Season**  
5 1998  
3 1992, 2009  
**Opponent**  
4 1975

### Game

2 at San Francisco, 10/19/75

### Opponent

2 at St. Louis, 10/11/87  
at Arizona, 10/10/10

## Turnovers

### MOST

**Season**  
55 1997  
47 1981, 1983  
**Opponent**  
49 1981, 1987

### Game

8 vs. Atlanta, 9/16/73  
vs. Detroit, 10/28/90  
at San Francisco, 9/14/97

### Opponent

8 at St. Louis, 10/28/01

### FEWEST

**Season**  
19 2011, 2013  
20 2015  
**Opponent**  
16 2011  
17 2014

## Quarterback Sacks

### MOST

**Season**  
66 2000 (378 yds.) - Led NFL  
59 1997 (408 yds.) - Led NFL  
**Opponent**  
58 1985 (461 yds.)

### Game

9 vs. L.A. Rams, 12/1/85 (69 yds.)  
at Atlanta, 12/9/01 (53 yds.)  
8 vs. Chicago, 9/18/83 (73 yds.)  
vs. Carolina, 10/15/00 (41 yds.)  
at Carolina, 11/12/00 (37 yds.)  
vs. Carolina, 12/2/01 (60 yds.).

### Opponent

10 vs. Atlanta, 10/12/97 (76 yds.)

### FEWEST

**Season**  
17 1970 (136 yds.)  
21 1969 (199 yds.)  
**Opponent**  
13 2008 (92 yds.)  
15 1992 (119 yds.)

### MOST YARDS LOST

**Season**  
437 1983 (56 sacks)  
420 1984 (55 sacks)  
**Opponent**  
461 1985 (58 sacks)

### Game

73 vs. Chicago, 9/18/83 (8 sacks)

### Opponent

81 vs. San Diego, 10/9/77 (8 sacks)

## Punting

### MOST

**Season**  
101 1976 (39.3 avg.)  
92 1975 (41.0 avg.)  
**Opponent**  
92 1997 (39.9 avg.)

### Game

12 vs. Minnesota, 11/16/75  
11 at San Francisco, 10/21/73  
vs. Washington, 12/26/82  
at Baltimore, 12/19/99

### Opponent

12 at Chicago, 10/5/97

### FEWEST

**Season**  
46 1982\* (43.0 avg.)  
47 2011 (47.3 avg.)  
**Opponent**  
50 1971 (41.2 avg.)

### Game

0 vs. San Francisco, 10/26/02;  
vs. Atlanta, 1/2/83; at Detroit,  
12/21/08; vs. Green Bay,  
10/26/14

### Opponent

0 at N.Y. Giants, 10/8/67  
at San Francisco, 11/14/71  
vs. Cleveland, 9/13/87  
at Minnesota, 11/19/95  
vs. St. Louis, 12/12/99  
vs. Minnesota, 10/17/04  
vs. Green Bay, 10/26/14

### HIGHEST AVERAGE

**Season**  
50.1 2012 (74 punts)  
**Opponent**  
46.4 2013 (83 punts)



# TEAM RECORDS

## LOWEST AVERAGE

**Season**  
37.6 1968 (75 punts)  
39.0 1989 (71 punts)  
**Opponent**  
37.5 1987 (73 punts)

## Punt Returns

### MOST RETURNS

**Season**  
53 1989 (428 yds.)  
51 2006 (372 yds.)  
**Opponent**  
64 1976 (742 yds.)

### Game

8 at Indianapolis, 10/25/15 (44 yds.)  
7 at Carolina, 11/10/02 (8 yds.) vs. New England, 11/30/86 (66 yds.)  
at Detroit, 12/3/89 (48 yds.) at Oakland, 11/9/97 (90 yds.)

### Opponent

10 vs. Washington, 12/26/82 (106 yds.)

### FEWEST RETURNS

**Season**  
16 1971 (100 yds.)  
1972 (43 yds.)  
19 2014 (134 yds.)  
**Opponent**  
19 2011 (118 yds.)

### MOST YARDS

**Season**  
625 2002 (45 ret.)  
517 1993 (38 ret.)  
**Opponent**  
906 1974 (59 ret.)

### Game

176 vs. Minnesota, 10/6/08 (5 ret.)  
161 vs. Houston, 10/3/76 (6 ret.)

### Opponent

144 vs. L.A. Rams, 10/23/94 (4 ret.)

### HIGHEST AVERAGE

**Season**  
13.7 2002 (45 ret.)  
13.6 1993 (38 ret.)  
**Opponent**  
15.4 1974 (59 ret.)

### LOWEST AVERAGE

**Season**  
2.7 1972 (16 ret.)  
3.4 1967 (23 ret.)  
**Opponent**  
4.2 2014 (24 ret.)  
5.5 2002 (38 ret.)

### MOST RETURNS FOR TOUCHDOWNS

**Season**  
3 2008  
2 1993  
**Opponent**  
2 1974, 1977, 1983, 1994, 2000

### Game

2 vs. Minnesota, 10/6/08  
1 10 times, last at Carolina, 9/27/15

### Opponent

1 25 times, last vs. Tampa Bay, 12/27/09

## Kickoff Returns

### MOST RETURNS

**Season**  
88 1980 (22.4 avg.)  
**Opponent**  
85 2002 (21.4 avg.)  
76 1979 (20.0 avg.)  
2008 (24.0 avg.)

### Game

9 at Philadelphia, 11/19/67 (231 yds.)  
vs. San Francisco, 10/1/72 (201 yds.)  
vs. Carolina, 12/05/04 (237 yds.)

### Opponent

9 vs. Green Bay, 11/24/08 (180 yds.)

### FEWEST RETURNS

**Season**  
21 2014 (25.9 avg.)  
22 2013 (23.0 avg.)  
**Opponent**  
20 1982\* (19.4 avg.)  
33 1973 (21.9 avg.)  
2013 (25.2 avg.)

### MOST YARDS

**Season**  
2,027 2001 (87 ret.)  
1,973 1980 (88 ret.)  
**Opponent**  
1,827 2008 (76 ret.)  
1,817 2002 (85 ret.)

### Game

304 vs. L.A. Rams, 10/23/94 (7 ret.)  
242 vs. Minnesota, 12/15/02 (6 ret.)  
233 at San Francisco, 9/21/86 (5 ret.)  
vs. St. Louis, 11/4/07 (8 ret.)

### Opponent

287 at N.Y. Giants, 12/9/12 (6 ret.)  
230 vs. N.Y. Giants, 10/18/09 (8 ret.)

### HIGHEST AVERAGE

**Season**  
26.5 2011 (42 ret.)  
25.9 2014 (21 ret.)  
**Opponent**  
26.5 2015 (37 ret.)

### LOWEST AVERAGE

**Season**  
17.6 1991 (50 ret.)  
18.9 1976 (62 ret.)  
**Opponent**  
16.2 1990 (36 ret.)

### MOST RETURNS FOR TOUCHDOWNS

**Season**  
2 1967, 1994, 2002, 2004  
**Opponent**  
2 1971, 1991, 2000, 2003

### Game

2 vs. L.A. Rams, 10/23/94

### Opponent

1 15 times, last at N.Y. Giants 12/9/12

## Combined Kickoff/Punt Returns

### MOST YARDS RETURNED

**Season**  
2,581 2002 (625 punt, 1,956 KO)  
**NFL RECORD**  
2,315 2001 (288 punt, 2,027 KO)  
2,267 2004 (388 punt, 1,879 KO)  
**Opponent**  
2,237 2000 (494 punt, 1,743 KO)

### Game

354 vs. Minnesota, 10/6/08 (178 punt, 176 kickoff)  
347 vs. L.A. Rams, 10/23/94 (43 punt, 304 kickoff)

### Opponent

341 vs. L.A. Rams, 10/23/94 (144 punt, 197 kickoff)

### MOST RETURNED FOR TOUCHDOWNS

**Season**  
3 1993 (2 punt, 1 kickoff)  
2002 (1 punt, 2 kickoff)  
2008 (3 punt)  
**Opponent**  
4 2000 (2 punt, 2 kickoff)

### Game

2 vs. L.A. Rams, 10/23/94 (2 kickoff)  
vs. Minnesota, 10/6/08 (2 punt)

### Opponent

1 40 times (last at N.Y. Giants, 12/9/12) (1 kickoff)

## Penalties

### MOST

**Season**  
135 2005 (1,130 yds.)  
130 2015 (1,112 yds.)  
129 2004 (1,141 yds.)  
**Opponent**  
132 1998 (1,164 yds.)

### Game

17 at St. Louis, 11/26/00 (116 yds.)  
16 at Atlanta, 11/17/02 (133 yds.)  
**Opponent**  
15 vs. Tampa Bay, 10/5/14 (113 yds.)

### FEWEST

**Season**  
58 1973 (516 yds.)  
60 1992 (567 yds.)  
**Opponent**  
52 1982\* (459 yds.)  
69 1973 (751 yds.)

### Game

0 vs. Seattle, 11/10/85

### Opponent

0 at Washington, 9/21/75  
at San Francisco, 12/11/8  
at San Francisco, 12/23/90



# TEAM RECORDS

vs. San Francisco, 1/6/02  
vs. New England, 11/30/09

## MOST PENALTY YARDS

**Season**  
1,141 2004 (129 pen.)  
1,130 2005 (135 pen.)  
1,044 1978 (104 pen.)  
**Opponent**  
1,164 1998 (132 pen.)

## Game

149 at Chicago, 10/8/00 (10 pen.)  
142 at N.Y. Giants, 10/6/68 (12 pen.)

## Opponent

171 at Philadelphia, 11/23/03 (14 pen.)

## FEWEST PENALTY YARDS

**Season**  
514 1982\* (63 pen.)  
516 1973 (58 pen.)

## Opponent

459 1982\* (52 pen.)  
590 1993 (86 pen.)

## Safeties

### MOST

**Season**  
3 1989  
2 1987, 1988, 1998, 2014

### Opponent

3 1983  
2 1969, 1973, 1976

### Game

2 vs. Cleveland, 9/13/87  
1 23 times, last at Tampa Bay, 12/28/14

### Opponent

1 26 times, last vs. Kansas City, 9/23/12

## Defensive Two-Point Conversions

### MOST

**Season**  
1 2015

### Game

1 vs. Carolina, 12/6/15

## 3rd Down Conversions

### MOST

**Season**  
118 2011 (208 att.)  
106 2003 (229 att.)  
2010 (217 att.)

### Opponent

105 1979 (239 att.)

### FEWEST

**Season**  
48 1982\* (128 att.)  
54 1997 (207 att.)

### Opponent

36 1982\* (103 att.)  
49 1991 (188 att.)



# TWO-TEAM RECORDS

## Scoring

### MOST POINTS

101 N.Y. Giants 49 at New Orleans 52, 11/1/15  
93 New Orleans 51 at St. Louis 42, 11/2/69

### FEWEST POINTS

6 L.A. Rams 0 at New Orleans 6, 11/9/86

### MOST TOUCHDOWNS

14 N.Y. Giants 7 at New Orleans 7, 11/1/15

### FEWEST TOUCHDOWNS (Final Score)

0 Rams 0 at New Orleans 6, 11/9/86;  
Pittsburgh 9 at New Orleans 6, 12/1/90;  
New Orleans 9 vs. Tampa Bay 3, 10/25/98

## First Downs

### MOST FIRST DOWNS

63 N.Y. Giants 28 at New Orleans 35, 11/1/15

### FEWEST FIRST DOWNS

20 Minnesota 8 at New Orleans 12, 9/12/70

## Net Yards

### MOST YARDS GAINED

1,064 Atlanta 552 at New Orleans 512, 9/2/79

### FEWEST YARDS GAINED

345 New Orleans 179 vs. Atlanta 166, 10/12/97

## Rushing

### MOST RUSHES

86 New Orleans 39 at Atlanta 47, 12/16/73

### MOST YARDS

490 L.A. Rams 340 at New Orleans 150,  
11/25/73

### FEWEST YARDS

72 New Orleans 11 at Baltimore 61, 12/19/99

### MOST TOUCHDOWNS

7 New Orleans 4 at Seattle 3, 11/21/76

## Passing

### MOST YARDS

852 New Orleans 446 at Dallas 406, 12/23/12  
834 New Orleans 505 vs. N.Y. Giants 329,  
11/1/15

### FEWEST YARDS

77 San Francisco 44 at New Orleans 33,  
11/13/77

### MOST PASSES ATTEMPTED

100 Atlanta 61 at New Orleans 39, 12/26/11  
96 New Orleans 53 at Dallas 43, 12/23/12

### MOST PASSES COMPLETED

69 N.Y. Giants 30 at New Orleans 39, 11/1/15  
66 New Orleans 35 at Green Bay 31, 9/30/12  
65 New Orleans 35 at Washington 30, 12/6/09

### MOST TOUCHDOWNS

13 N.Y. Giants 6 at New Orleans 7, 11/1/15  
12 New Orleans 6 at St. Louis 6, 11/2/69

### MOST PASSES INTERCEPTED

9 Green Bay 7 at New Orleans 2, 9/14/86

## Punts

### MOST

21 New Orleans 9 at Chicago 12, 10/5/97

### FEWEST

0 New Orleans 0 vs. Green Bay 0, 10/26/14;  
1 New Orleans 0 at San Francisco 1, 10/20/02

## Penalties

### MOST

31 New Orleans 17 at St. Louis 14, 11/26/00

### FEWEST

2 New Orleans 2 at San Francisco 0,  
12/11/88;  
Atlanta 1 at New Orleans 1, 12/3/92

### MOST YARDS PENALIZED

272 New Orleans 101 at Philadelphia 171,  
11/23/03  
248 New Orleans 116 at St. Louis 132, 11/26/00

### FEWEST YARDS PENALIZED

11 New Orleans 11 at San Francisco 0,  
12/11/88

## Fumbles

### MOST

10 Cleveland 7 at New Orleans 3, 12/12/71;  
New Orleans 5 at Carolina 5, 10/14/01;  
New Orleans 5 at St. Louis 5, 10/28/01

## Turnovers

### MOST

11 Dallas 7 at New Orleans 4, 11/3/68;  
Chicago 5 at New Orleans 6, 9/18/83

## Quarterback Sacks

### MOST

15 Atlanta 10 at New Orleans 5, 10/12/97



# CONSECUTIVE RECORDS

## Individual

### GAMES PLAYED

- 147 Jim Dombrowski (10/25/87 — 11/3/96)
- 144 Wayne Martin (9/1/91 — 1/2/00)  
Kevin Houser (9/3/00 — 12/28/08)
- 143 Eric Martin (9/8/85 — 1/2/93)
- 122 Morten Andersen (10/25/87 — 12/24/94)

### GAMES STARTED

- 144 Wayne Martin (9/1/91 — 1/2/99)
- 114 Jahri Evans (9/10/06 — 9/15/13)
- 91 Rickey Jackson (9/6/81 — 9/20/87)

### GAMES, SCORING POINTS

- 174 Morten Andersen (12/11/83 — 12/24/94)

### GAMES, SCORING TOUCHDOWN

- 6 Dalton Hilliard (12/18/88 — 10/8/89)  
Dalton Hilliard (10/18 — 11/29/92)  
Pierre Thomas (11/16 — 12/21/08)  
Jimmy Graham (12/18/11 — 9/23/12)

### GAMES, SCORING FIELD GOAL

- 22 John Carney (10/6/02 — 11/16/03)
- 20 Morten Andersen (10/25/87 — 11/6/88)
- 19 Morten Andersen (11/24/85 — 12/7/86)
- 17 Morten Andersen (11/18/90 — 11/10/91)
- 16 Morten Andersen (9/20/92 — 9/12/93)

### FIELD GOALS MADE

- 25 Morten Andersen (11/1/92 — 9/12/93)
- 20 Morten Andersen (11/24/85 — 10/5/86)

### GAMES, RUSHING TOUCHDOWN

- 5 Dalton Hilliard (10/22 — 11/19/89)  
Ricky Williams (9/24 — 10/29/00)

### GAMES, RECEIVING TOUCHDOWN

- 6 Jimmy Graham (12/18/11 — 9/23/12)
- 5 Lance Moore (10/26 — 11/30/08)  
Marques Colston (12/11/08 — 9/20/09)  
Robert Meachem (11/8 — 12/6/09)  
Jimmy Graham (12/30/12 — 9/30/13)

### GAMES, RUSHING FOR 100 OR MORE YARDS

- 9 Deuce McAllister (9/28 — 11/30/03)
- 5 Ricky Williams (9/17 — 10/22/00)
- 4 Deuce McAllister (10/6 — 10/27/02)
- 3 George Rogers (10/11 — 10/25/81)  
Wayne Wilson (9/25 — 10/9/83)  
Dalton Hilliard (11/12 — 11/26/89)  
Mark Ingram (10/26 — 11/9/14)

### GAMES, 100 YARDS OR MORE RECEIVING

- 4 Jimmy Graham (9/25 — 10/16/11)  
Jimmy Graham (9/15 — 10/6/13)

### GAMES, PASSING TOUCHDOWN

- 54 Drew Brees (10/18/09 — 11/25/12)  
NFL RECORD

### GAMES, 250+ PASSING YARDS

- 19 Drew Brees (9/8/11 — 9/16/12)

### GAMES, 300+ PASSING YARDS

- 9 Drew Brees (11/13/11 — 9/16/12)  
NFL RECORD  
Drew Brees (11/29/12 — 9/30/13)  
NFL RECORD

- 5 Drew Brees (10/29 — 11/26/06)

### GAMES, NO INTERCEPTIONS

- 6 Aaron Brooks (11/23 — 12/28/03)
- 5 Drew Brees (11/13 — 12/18/11)

### PASS COMPLETIONS

- 19 Drew Brees (12/27/09)
- 18 Drew Brees (11/1/15)
- 17 Drew Brees (12/16 — 12/23/07)

### GAMES, PASS RECEPTION

- 105 Eric Martin (11/1/87 — 1/2/94)
- 85 Marques Colston (10/26/08 — 9/7/14)
- 82 Joe Horn (9/3/00 — 9/25/05)

### POINTS AFTER TOUCHDOWN

- 144 Garrett Hartley (12/13/09 — 12/15/13)
- 119 Morten Andersen (10/22/89 — 12/3/92)

## Team

### REGULAR SEASON VICTORIES

- 13 9/13 — 12/13/09
- 9 11/1 — 12/27/87  
12/23/90 — 10/20/91
- 8 11/6/11 — 1/1/12
- 7 9/11 — 10/23/88

### PRESEASON VICTORIES

- 5 8/12 — 9/9/67

### REGULAR SEASON DEFEATS

- 14 9/7 — 12/7/80

### PRESEASON DEFEATS

- 6 8/6 — 9/12/71

### VICTORIES VS. ONE TEAM

- 7 vs. L.A. Rams; 12/9/90 — 10/3/93

### DEFEATS VS. ONE TEAM

- 10 vs. Atlanta; 9/17/95 — 12/5/99

### HOME VICTORIES

- 11 9/8/13 — 10/26/14
- 8 9/18/11 — 1/1/12
- 6 9/13 — 11/30/09
- 5 12/31/90 — 10/20/91  
10/11 — 12/3/92

### ROAD VICTORIES

- 10 10/18/87 — 10/6/88
- 8 12/21/08 — 12/13/09

### HOME DEFEATS

- 10 12/3/79 — 12/21/80

### ROAD DEFEATS

- 14 11/5/72 — 10/13/74
- 14 10/18/98 — 1/2/00

### GAMES SCORING

- 224 9/8/02 —
- 216 12/11/83 — 10/12/97

### GAMES WITH A SACK

- 60 12/24/94 — 11/22/98  
(tied-4th-longest in NFL history)



# BIG GAMES

## 100 Yard Rushing Games (131)

Yds.	Att.	Player	Opponent	Date
206	24	George Rogers	vs. St. Louis	9/4/83
203	28	Rueben Mayes	vs. Miami	12/7/86
184	19	Deuce McAllister	at Philadelphia	11/23/03
179	40	Ricky Williams	vs. Cleveland	10/31/99
174	20	Ray Zellers	vs. Chicago	10/13/96
173	28	Deuce McAllister	vs. Atlanta	11/16/03
172	24	Rueben Mayes	vs. Tampa Bay	10/19/86
<b>172</b>	<b>24</b>	<b>Mark Ingram</b>	<b>vs. Green Bay</b>	<b>10/26/14</b>
166	33	George Rogers	vs. Dallas	12/19/82
165	30	Deuce McAllister	at Washington	11/30/03
162	29	George Rogers	vs. L.A. Rams	9/13/81
162	29	Mario Bates	vs. Detroit	9/21/97
161	22	Chuck Muncie	vs. Atlanta	9/2/79
161	24	George Rogers	at L.A. Rams	11/8/81
160	34	Wayne Wilson	vs. Miami	10/2/83
160	35	Earl Campbell	at Minnesota	11/24/85
158	29	Dalton Hilliard	at Atlanta	11/19/89
158	15	Chris Ivory	at Tampa Bay	10/17/10
157	33	Rueben Mayes	vs. New England	11/30/86
157	24	Lamar Smith	at Indianapolis	9/27/98
156	29	Ricky Williams	at Atlanta	10/22/00
155	20	Craig Heyward	vs. Tampa Bay	11/11/90
148	22	Alvin Maxson	vs. St. Louis	12/8/74
147	24	Rueben Mayes	vs. Cleveland	9/13/87
147	31	Ricky Williams	at Carolina	10/14/01
146*	14	Tony Galbreath	at Kansas City	9/26/76
<b>145</b>	<b>14</b>	<b>Mark Ingram</b>	<b>vs. Dallas</b>	<b>11/10/13</b>
144	29	Rueben Mayes	vs. San Francisco	10/25/87
144	38	Ricky Williams	vs. Carolina	10/15/00
143	28	Mike Bell	vs. Detroit	9/13/09
<b>143</b>	<b>14</b>	<b>Mark Ingram</b>	<b>at Indianapolis</b>	<b>10/25/15</b>
142	27	Andy Livingston	vs. Washington	9/21/69
142	28	George Rogers	at Houston	11/22/81
141	22	Mario Bates	vs. Atlanta	11/13/94
140	28	Deuce McAllister	at Carolina	1/2/05
139	35	Dwight Beverly	at St. Louis	10/11/87
139	21	Deuce McAllister	vs. San Francisco	10/20/02
138	33	Wayne Wilson	at Chicago	9/19/82
138	28	Fred McAfee	vs. Atlanta	11/24/91
137	20	George Rogers	vs. Atlanta	11/6/83
136	30	Ricky Williams	vs. Minnesota	10/7/01
136	26	Deuce McAllister	vs. San Francisco	12/3/06
134	17	George Rogers	vs. Philadelphia	10/11/81
131	25	Rueben Mayes	at St. Louis	11/16/86
130	27	Deuce McAllister	vs. Buffalo	10/2/05
129	32	Mario Bates	at N.Y. Giants	12/15/96
128	21	Chuck Muncie	vs. Oakland	12/3/79
128	28	Rueben Mayes	vs. San Francisco	11/2/86
128	30	Ricky Williams	at Chicago	10/8/00
128	29	Deuce McAllister	vs. Atlanta	12/26/04
127	16	Don McCall	vs. Washington	9/22/68
127	25	Dalton Hilliard	vs. Atlanta	12/18/88
127	32	Deuce McAllister	at Baltimore	12/8/02
127	16	Deuce McAllister	vs. Kansas City	11/14/04
127	19	Chris Ivory	vs. Carolina	1/11/12
126*	25	Chuck Muncie	at Kansas City	9/26/76
126*	20	Reggie Bush	at N.Y. Giants	12/24/06
126	14	Pierre Thomas	at Buffalo	9/27/09
125	25	Derek Brown	vs. Detroit	9/19/93
124	32	George Rogers	vs. L.A. Rams	12/18/83
124	23	Deuce McAllister	at Carolina	10/5/03
123	33	George Rogers	vs. Kansas City	11/21/82
123	15	Mario Bates	at New England	12/3/95
123	21	Deuce McAllister	vs. Green Bay	9/15/02
123	23	Deuce McAllister	vs. Pittsburgh	10/6/02
123	15	Deuce McAllister	vs. Tampa Bay	10/8/06
122	18	George Rogers	at Cleveland	10/18/81
122*	19	Craig Heyward	at Cincinnati	11/4/90
<b>122</b>	<b>23</b>	<b>Mark Ingram</b>	<b>at Pittsburgh</b>	<b>11/30/14</b>
<b>122</b>	<b>27</b>	<b>Tim Hightower</b>	<b>vs. Jacksonville</b>	<b>12/27/15</b>
121	24	Ricky Williams	at San Francisco	11/11/01
121	29	Deuce McAllister	at Washington	10/13/02

120	23	George Rogers	vs. Tampa Bay	11/29/81
120	28	Ricky Williams	vs. Indianapolis	11/18/01
<b>120</b>	<b>27</b>	<b>Mark Ingram</b>	<b>vs. San Francisco</b>	<b>11/9/14</b>
117	18	Chuck Muncie	vs. San Francisco	11/11/79
117	28	Deuce McAllister	vs. Carolina	12/29/02
117	15	Chris Ivory	at Cincinnati	12/5/10
116	29	Deuce McAllister	vs. Chicago	10/12/03
116	21	Deuce McAllister	at Atlanta	10/19/03
115	25	George Rogers	at San Francisco	9/27/81
115	25	Rueben Mayes	vs. Denver	11/20/88
115*	30	Rueben Mayes	at Cincinnati	11/4/90
115	17	Deuce McAllister	vs. Atlanta	10/27/02
114	21	George Rogers	at Buffalo	10/30/83
114	15	Jimmy Rogers	at Washington	10/26/80
113	26	Bob Gresham	at Green Bay	11/28/71
113	31	George Rogers	vs. Cincinnati	10/25/81
113	11	Hokie Gajan	vs. N.Y. Jets	11/21/83
112	19	Rueben Mayes	at Atlanta	11/1/87
112	24	Dalton Hilliard	vs. L.A. Rams	11/26/89
111	24	Ricky Williams	at N.Y. Giants	10/24/99
111	21	Deuce McAllister	at Dallas	12/10/06
110	14	Tony Baker	at St. Louis	11/2/69
110	26	Deuce McAllister	at Tampa Bay	11/2/03
110	17	Antowain Smith	vs. Chicago	11/6/05
110	9	Pierre Thomas	at Carolina	9/16/12
109	27	Mike Strachan	vs. Atlanta	11/2/75
109	15	Chuck Muncie	vs. L.A. Rams	11/28/76
109	11	Craig Heyward	vs. L.A. Raiders	10/23/88
109	31	Deuce McAllister	at Tampa Bay	9/8/02
108	31	Wayne Wilson	at Dallas	9/25/83
108	24	Wayne Wilson	at San Francisco	9/29/85
108	22	Rueben Mayes	at Indianapolis	10/12/86
108+	11	Aaron Brooks	at San Francisco	12/10/00
108*	27	Deuce McAllister	vs. N.Y. Giants	12/24/06
107*	20	Chuck Muncie	vs. N.Y. Jets	12/4/77
107	30	George Rogers	vs. San Francisco	12/20/81
107	23	Ricky Williams	at Seattle	9/17/00
106	28	Dalton Hilliard	at New England	11/12/89
106	20	Gill Fenerty	vs. Minnesota	9/22/91
106	21	Derek Brown	vs. Green Bay	11/14/93
106	26	Mario Bates	at San Francisco	10/29/95
106	22	Mario Bates	vs. St. Louis	11/5/95
106	18	Aaron Stecker	at St. Louis	9/26/04
105	24	Mike Strachan	vs. Green Bay	10/12/75
105#	20	Pierre Thomas	at Chicago	12/30/07
104	10	Gill Fenerty	at L.A. Rams	12/9/90
103	18	Wayne Wilson	at Atlanta	10/9/83
103	20	Ricky Williams	vs. Philadelphia	9/24/00
102	13	Chuck Muncie	at St. Louis	10/23/77
102	20	George Rogers	vs. Atlanta	9/2/84
102	27	Ricky Williams	vs. Carolina	12/2/01
102	21	Deuce McAllister	vs. Tampa Bay	10/10/04
102	16	Pierre Thomas	vs. Atlanta	12/7/08
101	17	Deuce McAllister	vs. Indianapolis	9/28/03
101	26	Deuce McAllister	vs. Carolina	10/26/03
100	20	Tony Galbreath	vs. L.A. Rams	10/30/77
100	23	Deuce McAllister	at Atlanta	11/28/04
100	20	Aaron Stecker	at Atlanta	12/10/07
<b>100</b>	<b>30</b>	<b>Mark Ingram</b>	<b>at Carolina</b>	<b>10/30/14</b>

\* - part of a dual 100-yard game  
 # - part of a 100-yard rushing/100-yard receiving game  
 + - only QB in team history to rush for 100 yards or more  
**MOST BY PLAYER:** Deuce McAllister (27), George Rogers (16), Ricky Williams (12), Rueben Mayes (11), Chuck Muncie (7), Mario Bates (6), **Mark Ingram (6)**, Wayne Wilson (5), Dalton Hilliard (4), Pierre Thomas (4), Craig Heyward (3), Chris Ivory (3), Derek Brown (2), Gill Fenerty (2), Tony Galbreath (2), Aaron Stecker (2), Mike Strachan (2), Tony Baker (1), Mike Bell (1), Dwight Beverly (1), Aaron Brooks (1), Reggie Bush (1), Earl Campbell (1), Hokie Gajan (1), Bob Gresham (1), **Tim Hightower (1)**, Andy Livingston (1), Alvin Maxson (1), Fred McAfee (1), Don McCall (1), Jimmy Rogers (1), Antowain Smith (1), Lamar Smith (1), Ray Zellers (1).



HISTORY • RECORDS • ADMINISTRATION • FOOTBALL • OWNERSHIP

# BIG GAMES

## 300 Yard Passing Games (130)

Yds	Player	A	C	Opponent	Date
510	Drew Brees	52	37	vs. Cincinnati	11/19/06
505	Drew Brees	50	39	vs. N.Y. Giants	11/1/15
446	Drew Brees	54	35	at Green Bay	9/30/12
446	Drew Brees	53	37	at Dallas	12/23/12
445	Drew Brees	49	35	vs. Jacksonville	11/4/07
441	Aaron Brooks	48	30	vs. Denver	12/3/00
422	Drew Brees	58	31	at Atlanta	11/9/08
421	Drew Brees	48	39	at Denver	9/21/08
420	Drew Brees	45	35	vs. Baltimore	11/24/14
419	Drew Brees	49	35	at Washington	12/6/09
419	Drew Brees	49	32	at Green Bay	9/8/11
413	Drew Brees	39	30	vs. Miami	9/30/13
412	Drew Brees	40	32	at Minnesota	12/18/11
412	Drew Brees	36	25	vs. Jacksonville	12/27/15
398	Drew Brees	47	31	at Pittsburgh	11/12/06
396	Drew Brees	43	29	vs. Carolina	12/30/12
393	Drew Brees	56	39	at St. Louis	12/15/13
392	Drew Brees	41	34	vs. Dallas	11/10/13
389	Drew Brees	35	28	vs. Carolina	1/1/12
387	Drew Brees	39	28	vs. Tennessee (OT)	11/8/15
386	Drew Brees	49	30	vs. Carolina	12/28/08
384	Drew Brees	38	26	at Dallas	12/10/06
383	Drew Brees	45	24	vs. Baltimore	10/29/06
383	Drew Brees	45	29	at Tampa Bay	10/16/11
382	Drew Brees	51	30	at N.Y. Jets	11/3/13
382	Drew Brees	43	29	vs. Seattle	11/21/10
381	Drew Brees	31	24	vs. Tampa Bay	12/29/13
377	Archie Manning	38	24	at San Francisco	12/7/80
377	Drew Brees	37	27	at Tampa Bay	10/21/12
376	Aaron Brooks	60	34	vs. Denver	11/21/04
376	Jim Everett	46	31	vs. Washington	9/11/94
375	Aaron Brooks	45	27	vs. N.Y. Giants	9/19/05
375	Drew Brees	36	29	at Chicago	12/15/14
371	Drew Brees	23	18	vs. New England	11/30/09
371	Drew Brees	57	35	vs. Tampa Bay	10/5/14
370	Jim Everett	43	29	vs. Atlanta	9/17/95
370	Drew Brees	44	31	vs. Houston	9/25/11
370	Drew Brees	45	29	vs. San Diego	10/7/12
369	Drew Brees	30	23	vs. N.Y. Giants	10/18/09
365	Drew Brees	38	30	vs. Atlanta	9/26/10
364	Jim Everett	45	29	vs. Green Bay	12/16/95
363	Drew Brees	35	23	vs. San Francisco	9/28/08
363	Drew Brees	38	24	vs. N.Y. Giants	11/28/11
359	Drew Brees	45	32	at Carolina	10/9/11
359	Drew Brees	41	33	vs. Dallas	10/4/15
358	Drew Brees	34	26	vs. Detroit	9/13/09
357	Drew Brees	35	26	vs. Atlanta	9/8/13
356	Drew Brees	56	37	vs. Cleveland	10/24/10
355	Archie Manning	28	20	at San Francisco	9/23/79
355	Bobby Hebert	26	19	at Phoenix	10/18/92
355	Drew Brees	48	30	at Arizona	9/13/15
354	Billy Joe Tolliver	45	28	vs. Tennessee	10/17/99
354	Drew Brees	43	26	at N.Y. Giants	12/9/12
353	Drew Brees	41	26	at Green Bay	9/17/06
352	Aaron Brooks	30	23	at Atlanta	10/19/03
352	Drew Brees	39	23	at Dallas	11/25/10
351	Drew Brees	44	31	at Jacksonville	10/2/11
351	Drew Brees	40	30	at Detroit	12/21/08
349	Drew Brees	38	28	at Carolina	10/1/06
349	Drew Brees	30	21	at Atlanta	11/26/06
347	Aaron Brooks	37	22	at San Francisco	11/11/01
345	Billy Kilmer	32	22	at St. Louis	11/2/69
344	Archie Manning	32	22	at Pittsburgh	11/5/78
343	Aaron Brooks	50	27	at New England	11/20/05
343	Jim Everett	27	23	at Denver	12/24/94
343	Drew Brees	32	23	vs. Tampa Bay	9/7/08
342	Drew Brees	36	26	vs. Detroit	12/4/11
342	Drew Brees	46	29	vs. Arizona	9/22/13
342	Drew Brees	45	28	at Detroit	10/19/14
341	Wade Wilson	34	22	at Atlanta	9/12/93
341	Drew Brees	50	28	at Atlanta	11/29/12
341	Drew Brees	52	34	vs. Detroit	12/21/15

340	Drew Brees	44	32	at Dallas	9/28/14
339	Drew Brees	41	30	vs. San Diego	10/26/08
339	Drew Brees	52	24	vs. Washington	9/9/12
337	Drew Brees	47	36	at Tennessee	12/11/11
336	Drew Brees	39	31	at San Francisco	10/28/07
335	Jim Everett	37	25	at Minnesota	11/19/95
335	Drew Brees	43	26	at Philadelphia	10/11/15
333	Ken Stabler	43	29	vs. Tampa Bay	12/5/82
333	Drew Brees	42	29	at Atlanta	9/7/14
332	Drew Brees	34	26	vs. Buffalo	10/27/13
330	Aaron Brooks	40	26	vs. Carolina	12/2/01
330	Drew Brees	46	26	vs. Minnesota	10/6/08
330	Drew Brees	35	24	vs. Carolina	11/8/09
328	Kerry Collins	44	22	at San Francisco	11/22/98
328	Drew Brees	41	28	at Atlanta	12/10/07
326	Jim Everett	37	26	vs. Kansas City	9/4/94
325	Dave Wilson	32	20	vs. Cincinnati	12/9/84
325	Billy Joe Tolliver	48	24	at Carolina	11/1/98
325	Drew Brees	35	31	vs. Indianapolis	10/23/11
325	Drew Brees	49	31	at Carolina	9/16/12
323	Archie Manning	32	23	vs. Atlanta	10/19/80
323	Drew Brees	26	20	vs. Green Bay	11/24/08
323	Drew Brees	42	32	at Atlanta	1/3/16
322	Drew Brees	43	30	at Atlanta	11/13/11
322	Drew Brees	46	26	at Tampa Bay	9/15/13
320	Bobby Hebert	39	28	vs. L.A. Raiders	12/16/91
320	Drew Brees	60	35	at Chicago	12/30/07
320	Drew Brees	30	26	vs. Oakland	10/12/08
318	Aaron Brooks	40	23	vs. Cleveland	11/24/02
317	Steve Walsh	42	25	at San Francisco	12/1/91
316	Aaron Brooks	41	24	at St. Louis	9/26/04
315	Drew Brees	30	26	vs. Arizona	12/16/07
314	Archie Manning	40	25	vs. San Francisco	9/7/80
314	Archie Manning	36	25	at Detroit	10/12/80
314	Drew Brees	32	24	at Tampa Bay	11/5/06
313	Drew Brees	29	24	at Cincinnati	12/5/10
313	Drew Brees	42	30	vs. Carolina	12/8/13
313	Drew Brees	47	30	vs. Atlanta	12/21/14
312	Drew Brees	39	30	vs. Atlanta	10/15/15
312	Drew Brees	41	31	at Tampa Bay	12/13/15
311	Drew Brees	34	25	at Philadelphia	9/20/09
311	Drew Brees	32	27	vs. Green Bay	10/26/14
310	Luke McCown	38	31	at Carolina	9/27/15
308	Bobby Hebert	49	31	vs. San Francisco	10/8/89
308	Drew Brees	33	25	vs. Atlanta	11/2/09
307	Aaron Brooks	39	16	at New England	11/25/01
307	Drew Brees	39	23	vs. Atlanta	12/26/11
307	Drew Brees	39	26	vs. Tampa Bay	12/16/12
306	Archie Manning	40	25	vs. Philadelphia	11/9/80
305	Drew Brees	44	34	vs. Pittsburgh	10/31/10
305	Drew Brees	43	30	vs. San Francisco	11/17/13
303	Archie Manning	53	33	at Green Bay	9/10/78
302	John Fourcade	27	15	at Buffalo	12/10/89
302	Drew Brees	49	35	at Atlanta	12/27/10
301	Archie Manning	39	24	vs. New England	12/21/80
301	Bobby Hebert	35	22	at San Francisco	11/15/92
300	Dave Wilson	45	19	at Atlanta	10/20/85

**MOST BY PLAYER: Drew Brees (89), Aaron Brooks (10), Archie Manning (9), Jim Everett (6), Bobby Hebert (4), Billy Joe Tolliver (2), Dave Wilson (2), Kerry Collins (1), John Fourcade (1), Billy Kilmer (1), Luke McCown (1), Ken Stabler (1), Steve Walsh (1), Wade Wilson (1).**

## 100 Yard Receiving Games (218)

Yds	No	Player	Opponent	Date
205	6	Wes Chandler	vs. Atlanta	9/2/79
200	6	Torrance Small	at Denver	12/24/94
180	10	Joe Horn	vs. San Francisco	10/5/00
179	9	Floyd Turner	vs. Chicago	10/27/91
179	10	Jimmy Graham	at Tampa Bay	9/15/13
170*	10	Joe Horn	vs. Denver	12/3/00
169	10	Marques Colston	at Pittsburgh	11/12/06
169	9	Devery Henderson	vs. Cincinnati	11/19/06



# BIG GAMES

167	9	Joe Horn	vs. San Francisco	11/5/00	123	7	Marques Colston	vs. Carolina	12/28/08
167	11	Willie Jackson	at San Francisco	11/11/01	123*	8	Devery Henderson	vs. San Diego	10/7/12
167	5	Joe Horn	vs. Kansas City	11/14/04	123	7	Lance Moore	vs. Jacksonville	11/29/12
166	8	Marques Colston	vs. N.Y. Giants	10/18/09	<b>123</b>	<b>5</b>	<b>Brandin Cooks</b>	<b>vs. Jacksonville</b>	<b>12/27/15</b>
165	8	Danny Abramowicz	at Cincinnati	11/29/70	122	14	Tony Galbreath	at Green Bay	9/10/78
164	3	Eric Martin	vs. Green Bay	9/14/86	122	4	Andre Hastings	vs. Dallas	12/6/98
163*	6	Marques Colston	vs. Baltimore	10/29/06	122*	8	Robert Wilson	vs. Denver	12/3/00
162	5	Kenny Stills	at Pittsburgh	11/30/14	122	10	Donté Stallworth	vs. Denver	11/21/04
160	8	Joe Horn	vs. Carolina	12/5/04	122	9	David Patten	at Atlanta	12/10/07
159	4	Larry Burton	at Atlanta	11/2/75	<b>122</b>	<b>7</b>	<b>Willie Snead</b>	<b>vs. Tampa Bay</b>	<b>12/13/15</b>
159	10	Marques Colston	vs. Jacksonville	11/4/07	121	6	Henry Childs	at Seattle	11/18/79
158	4	Devery Henderson	at Atlanta	11/26/06	121	5	Michael Haynes	vs. San Francisco	11/3/96
156	12	Danny Abramowicz	vs. Pittsburgh	10/29/67	121	5	Randal Hill	at Chicago	10/5/97
156	5	Michael Haynes	at Cincinnati	9/15/96	121	8	Joe Horn	at St. Louis	10/28/01
156	8	Willie Jackson	vs. St. Louis	12/17/01	121#	12	Pierre Thomas	at Chicago	12/30/07
154	3	Keith Poole	at Atlanta	10/18/98	121*	4	Marques Colston	vs. New England	11/30/09
153	8	Eric Martin	vs. Cleveland	10/14/90	121	9	Lance Moore	at Tampa Bay	10/21/12
153	9	Marques Colston	at Green Bay	9/30/12	121*	4	Lance Moore	vs. Carolina	12/30/12
153*	10	Marques Colston	at Dallas	12/23/12	120	4	Dave Parks	at N.Y. Giants	10/8/72
151	8	Eric Martin	at Phoenix	10/18/92	120	9	Eric Martin	vs. Philadelphia	12/18/89
150	9	Quinn Early	at Minnesota	11/19/95	120	5	Eric Martin	vs. Cincinnati	1/2/94
150	13	Joe Horn	vs. Carolina	12/2/01	120	6	Andre Hastings	vs. St. Louis	12/7/97
149	6	Lance Moore	vs. Atlanta	9/26/10	120	6	Joe Horn	vs. Green Bay	9/15/02
148	8	Sean Dawkins	at San Francisco	11/22/98	120	6	Lance Moore	vs. Washington	9/9/12
148	8	Joe Horn	vs. Indianapolis	11/18/01	119*	4	Ike Harris	vs. Philadelphia	11/9/80
147*	9	Benjamin Watson	vs. N.Y. Giants	11/1/15	119	6	Mike Jones	vs. Miami	12/7/86
146	10	Eric Martin	at Washington	11/6/88	119	3	Robert Meachem	vs. Detroit	12/4/11
146	7	Jimmy Graham	vs. Atlanta	11/11/12	118	9	Joe Horn	vs. Tampa Bay	12/7/03
145	7	Al Dodd	at St. Louis	11/2/69	118	9	Marques Colston	at Houston	11/18/07
145	7	Marques Colston	vs. Carolina	1/11/12	118*	7	Marques Colston	at Tampa Bay	10/16/11
144	7	Danny Abramowicz	at Washington	12/17/67	118	10	Marques Colston	at Cleveland	9/14/14
144	8	Henry Childs	at San Francisco	12/7/80	117	7	Wes Chandler	vs. Atlanta	11/12/78
143*	9	Joe Horn	vs. N.Y. Giants	9/19/05	117*	3	Henry Childs	at Atlanta	11/25/79
142	8	Robert Meachem	at Washington	12/6/09	117	8	Wes Chandler	at Atlanta	9/6/81
141*	8	Donté Stallworth	vs. N.Y. Giants	9/19/05	117	8	Quinn Early	vs. Green Bay	12/16/95
<b>141*</b>	<b>6</b>	<b>Willie Snead</b>	<b>at Philadelphia</b>	<b>10/11/15</b>	116	5	Eric Martin	at L.A. Rams	10/22/89
140	7	Danny Abramowicz	vs. San Francisco	12/13/70	116	12	Joe Horn	at San Diego	9/10/00
140	8	Wes Chandler	vs. Atlanta	10/19/80	116	7	Joe Horn	vs. Atlanta	12/17/00
140	7	Marques Colston	at Atlanta	11/9/08	116*	3	Devery Henderson	vs. New England	11/30/09
139*	9	Wes Chandler	vs. Philadelphia	11/9/80	116	9	Jimmy Graham	at N.Y. Jets	11/3/12
138	4	Eddie Kennison	vs. Atlanta	10/10/99	115	9	Danny Abramowicz	vs. Baltimore	10/19/69
138	7	Joe Horn	at Atlanta	12/9/01	115	4	Paul Seal	vs. Philadelphia	10/27/74
135	10	Jimmy Graham	at Chicago	10/6/13	115	5	Floyd Turner	vs. Atlanta	11/24/91
135	5	Eugene Goodlow	vs. San Francisco	12/15/85	115	5	Lance Moore	vs. Green Bay	11/24/08
134	3	Joe Horn	at Atlanta	11/17/02	115*	9	Jimmy Graham	vs. Carolina	12/30/12
134	9	Jimmy Graham	vs. Arizona	9/22/13	114	7	Dave Parks	at St. Louis	10/11/70
133	8	Joe Horn	at Atlanta	10/19/03	114	3	Michael Lewis	vs. Cleveland	11/24/02
133	9	Joe Horn	vs. NY Giants	12/14/03	114	3	Donté Stallworth	vs. Dallas	12/28/03
132	6	Eric Martin	vs. L.A. Rams	10/30/88	114	8	Marques Colston	vs. Arizona	12/16/07
132	10	Floyd Turner	at San Francisco	12/1/91	114*	7	Darren Sproles	vs. Miami	9/30/13
132	5	Marques Colston	at Carolina	10/1/06	114*	8	Marques Colston	vs. N.Y. Giants	11/1/15
132	10	Jimmy Graham	at Jacksonville	10/2/11	113	5	Danny Abramowicz	vs. San Francisco	11/23/69
131	6	Hoby Brenner	vs. St. Louis	9/23/84	113*	4	Brett Bech	vs. Buffalo	12/27/98
131	5	Eric Martin	vs. N.Y. Jets	10/15/89	113	9	Andre Hastings	at St. Louis	11/28/99
131	10	Eric Martin	at Washington	11/18/90	113	9	Donté Stallworth	vs. San Francisco	9/19/04
131	9	Reggie Bush	vs. San Francisco	12/3/06	113	5	Donté Stallworth	at Dallas	12/12/04
131*	9	Marques Colston	vs. San Diego	10/7/12	113	8	David Patten	at Seattle	10/14/07
130	6	Eric Martin	vs. Houston	12/13/87	113	8	Marques Colston	vs. Seattle	11/21/10
129	8	Danny Abramowicz	vs. Pittsburgh	12/21/69	113	8	Marques Colston	at Atlanta	11/13/11
129	8	Donté Stallworth	vs. Buffalo	10/2/05	112	7	Henry Childs	at Green Bay	9/9/79
129	8	Marques Colston	vs. St. Louis	11/11/07	112*	10	Cameron Cleeland	vs. Buffalo	12/27/98
129	8	Jimmy Graham	at Carolina	10/9/11	112	8	Reggie Bush	vs. Tampa Bay	9/7/08
129	3	Kenny Stills	vs. Buffalo	10/27/13	112	10	Marques Colston	vs. Cleveland	10/24/10
128	13	Darren Sproles	at Carolina	9/16/12	111	6	Hoby Brenner	at Atlanta	10/20/85
127	12	John Beasley	at San Diego	11/18/73	111	8	Eric Martin	vs. Denver	11/20/88
127	4	Wes Chandler	at San Francisco	9/23/79	111	7	Eric Martin	vs. Houston	9/5/93
127	4	Quinn Early	vs. L.A. Raiders	12/16/91	111	6	Donté Stallworth	at Cincinnati	12/22/02
127	10	Benjamin Watson	vs. Atlanta	10/15/15	111	10	Joe Horn	vs. Houston	9/14/03
126*	5	Joe Horn	vs. Baltimore	10/29/06	111*	3	Devery Henderson	at Tampa Bay	11/5/06
125	6	Reggie Bush	at Dallas	12/10/06	111*	6	Marques Colston	at Detroit	10/19/14
125	9	Marques Colston	vs. Carolina	12/8/13	110	5	Danny Abramowicz	vs. San Francisco	9/26/71
124	5	Randal Hill	vs. Arizona	12/14/97	110	5	Dave Parks	at San Francisco	10/22/72
124*	7	Jimmy Graham	at Tampa Bay	10/16/11	110	5	Sean Dawkins	vs. Carolina	9/13/98
<b>124</b>	<b>10</b>	<b>Brandin Cooks</b>	<b>vs. Detroit</b>	<b>12/21/15</b>	110	9	Boo Williams	at Philadelphia	11/23/03
123	9	Joe Horn	at Oakland	10/24/04	110	6	Joe Horn	vs. Seattle	9/12/04
123*	11	Marques Colston	at Tampa Bay	11/5/06	110	6	Joe Horn	vs. Philadelphia	10/15/06



HISTORY • RECORDS • ADMINISTRATION • FOOTBALL • OWNERSHIP

# BIG GAMES

110	5	Marques Colston	at Atlanta	9/7/14
109	2	Walt Roberts	at Philadelphia	11/19/67
109	8	Joe Horn	vs. San Francisco	10/20/02
109	5	David Patten	at San Francisco	10/28/07
108	8	Joe Horn	at Tampa Bay	9/8/02
108	5	Az-Zahir Hakim	at Green Bay	10/9/05
107	5	Eric Martin	vs. L.A. Rams	11/26/89
107	7	Marques Colston	vs. Dallas	11/10/13
<b>107*</b>	<b>5</b>	<b>Brandin Cooks</b>	<b>at Philadelphia</b>	<b>10/11/15</b>
106	7	Tony Galbreath	vs. Oakland	12/3/79
106	6	Wes Chandler	at Detroit	10/12/80
106	5	Joe Horn	vs. Tampa Bay	12/1/02
106	6	Marques Colston	at Tampa Bay	11/30/08
106	3	Robert Meachem	at Cincinnati	12/5/10
106	2	Joseph Morgan	at N.Y. Giants	12/9/12
105	9	Danny Abramowicz	at Atlanta	12/7/69
105	6	Hoby Brenner	vs. Chicago	9/18/83
105	5	Joe Horn	at San Francisco	12/10/00
105	8	Willie Jackson	at N.Y. Giants	9/30/01
105	4	Jeremy Shockey	at Miami	10/25/09
105	6	Marques Colston	at Dallas	11/25/10
105	7	Marques Colston	at Tennessee	12/11/11
104	6	Keith Poole	at Carolina	1/2/00
104	4	Devery Henderson	vs. Minnesota	10/6/08
104*	7	Darren Sproles	at Dallas	12/23/12
<b>104</b>	<b>6</b>	<b>Brandin Cooks</b>	<b>vs. Carolina</b>	<b>12/6/15</b>
103	6	Dave Parks	vs. Pittsburgh	12/15/68
103	6	Wes Chandler	vs. San Francisco	12/3/78
103*	6	Wes Chandler	at Atlanta	11/25/79
103	6	Larry Hardy	vs. San Francisco	9/7/80
103	6	Lindsay Scott	vs. St. Louis	9/12/82
103	6	Eric Martin	vs. L.A. Rams	10/11/92
103	5	Michael Haynes	at Atlanta	12/11/94
103	5	Devery Henderson	vs. Detroit	9/13/09
103	3	Devery Henderson	vs. Chicago	9/18/11
103*	5	Kenny Stills	at Detroit	10/19/14
102	6	Sean Dawkins	at Carolina	11/1/98
102	5	Donté Stallworth	vs. Carolina	12/18/05
102	8	Lance Moore	at Kansas City	11/16/08
101	8	Danny Abramowicz	at N.Y. Giants	10/6/68
101	4	Tyrone Young	at Cleveland	10/28/84
101	3	Hoby Brenner	vs. Cincinnati	12/9/84
101	7	Eric Martin	at St. Louis	10/11/87
101	2	Eric Martin	vs. Tampa Bay	12/6/87
101	8	Quinn Early	vs. Kansas City	9/4/94
101	6	Joe Horn	at Carolina	11/10/02
101	8	Donté Stallworth	at Seattle	9/7/03
101	9	Joe Horn	at Atlanta	11/28/04
101	4	Devery Henderson	vs. Carolina	10/7/07
101	7	Lance Moore	vs. San Francisco	9/28/08
101	10	Robert Meachem	at Atlanta	12/27/10
100	3	Henry Childs	at Atlanta	11/26/78
100	4	Eric Martin	at Buffalo	12/10/89
100	6	Az-Zahir Hakim	at St. Louis	10/23/05
100	4	Jimmy Graham	vs. Houston	9/25/11
100*	4	Jimmy Graham	vs. Miami	9/30/13
100	5	Jimmy Graham	at Atlanta	11/21/13
100	6	Devery Henderson	at Green Bay	9/8/11

\* - part of a dual 100-yard game

# - part of a 100-yard receiving/100-yard rushing game

**MOST BY PLAYER:** Marques Colston (28), Joe Horn (28), Eric Martin (18), Jimmy Graham (13), Danny Abramowicz (10), Devery Henderson (10), Wes Chandler (9), Donté Stallworth (9), Lance Moore (8), Henry Childs (5), Hoby Brenner (4), **Brandin Cooks (4)**, Quinn Early (4), Robert Meachem (4), Dave Parks (4), Reggie Bush (3), Sean Dawkins (3), Andre Hastings (3), Michael Haynes (3), Willie Jackson (3), David Patten (3), Darren Sproles (3), Kenny Stills (3), Floyd Turner (3), Tony Galbreath (2), Az-Zahir Hakim (2), Randal Hill (2), Keith Poole (2), **Willie Snead (2)**, Benjamin Watson (2), John Beasley (1), Brett Bech (1), Larry Burton (1), Cameron Cleeland (1), Al Dodd (1), Eugene Goodlow (1), Larry Hardy (1), Ike Harris (1), Mike Jones (1), Eddie Kennison (1), Michael Lewis (1), Joseph Morgan (1), Walt Roberts (1), Lindsay Scott (1), Paul Seal (1), Jeremy Shockey (1), Torrance Small (1), Pierre Thomas (1), Boo Williams (1), Robert Wilson (1), Tyrone Young (1).

## 3-Sack Games (36)

Sacks	Player	Opponent	Date
4	Rickey Jackson	at Atlanta	12/14/86
4	Rickey Jackson	at Detroit	9/18/88
4	Pat Swilling	vs. Tampa Bay	11/11/90
4	Wayne Martin	vs. Atlanta	12/3/92
4	Wayne Martin	vs. Detroit	9/21/97
3.5	Jim Wilks	at Philadelphia	12/11/83
3.5	Pat Swilling	at Atlanta	11/19/89
3	Bruce Clark	vs. Tampa Bay	9/9/84
3	Bruce Clark	at L.A. Raiders	10/13/85
3	Rickey Jackson	at Cincinnati	12/20/87
3	Pat Swilling	vs. N.Y. Giants	11/27/88
3	Pat Swilling	at L.A. Rams	10/22/89
3	Pat Swilling	vs. Atlanta	10/29/89
3	Frank Warren	vs. Philadelphia	12/18/89
3	Rickey Jackson	at Atlanta	9/29/91
3	Pat Swilling	at L.A. Rams	11/31/91
3	Rickey Jackson	vs. L.A. Rams	10/11/92
3	Renaldo Turnbull	vs. Detroit	9/19/93
3	Renaldo Turnbull	at Phoenix	10/31/93
3	Rickey Jackson	vs. Green Bay	11/14/93
3	Darion Conner	at Tampa Bay	9/18/94
3	La'Roi Glover	vs. St. Louis	11/15/98
3	La'Roi Glover	at Baltimore	12/19/99
3	La'Roi Glover	at Chicago	10/8/00
3	La'Roi Glover	vs. Carolina	10/15/00
3	Joe Johnson	at Carolina	11/12/00
3	La'Roi Glover	at St. Louis	11/26/00
3	Joe Johnson	at Buffalo	9/9/01
3	Charlie Clemons	at N.Y. Giants	9/30/01
3	Darrin Smith	vs. Pittsburgh	10/6/02
3	Darren Howard	at Washington	10/13/02
3	Willie Whitehead	at Tampa Bay	11/2/03
3	Charles Grant	at St. Louis	9/26/04
<b>3</b>	<b>Cameron Jordan</b>	<b>vs. Philadelphia</b>	<b>11/5/12</b>
3	Junior Galette	vs. Carolina	12/8/13
<b>3</b>	<b>Cameron Jordan</b>	<b>vs. Atlanta</b>	<b>10/15/15</b>

**MOST BY PLAYER:** Rickey Jackson (6), Pat Swilling (6), La'Roi Glover (5), Bruce Clark (2), Joe Johnson (2), **Cameron Jordan (2)**, Wayne Martin (2), Renaldo Turnbull (2), Frank Warren (1), Darion Conner (1), Charlie Clemons (1), Junior Galette (1), Charles Grant (1), Darren Howard (1), Darrin Smith (1), Willie Whitehead (1), Jim Wilks (1).





## Regular Season

### 600+ YARDS TOTAL OFFENSE

**SAINTS** – 608, vs. N.Y. Giants, 11/1/15 (103 rushing, 505 passing) **Opponent** – 605, vs. Minnesota, 10/17/04 (188 rushing, 417 passing)

### 500+ YARDS TOTAL OFFENSE

**SAINTS** – 537, vs. Jacksonville, 12/27/15 (135 rushing, 402 passing) **Opponent** – 510, at Washington, 11/15/15 (209 rushing, 301 passing)

### 400+ YARDS TOTAL OFFENSE

**SAINTS** – 416, vs. Tennessee, 11/8/15 (61 rushing, 355 passing) **Opponent** – 414, vs. Atlanta, 1/3/16 (87 rushing, 327 passing)

### 400+ YARDS PASSING BY A PLAYER

**SAINTS** – 412, QB **Drew Brees**, vs. Jacksonville, 12/27/15 (36-25-3-0) **Opponent** – 435, QB **Ben Roethlisberger** at Pittsburgh, 11/30/14 (58-32-2-2)

### 300+ YARDS PASSING BY A PLAYER

**SAINTS** – 323, QB **Drew Brees**, vs. Atlanta, 1/3/16 (43-32-1-0) **Opponent** – 334, QB **Matt Ryan**, vs. Atlanta, 1/3/16 (36-24-2-1)

### SEVEN TD PASSES BY A PLAYER

**SAINTS** – QB **Drew Brees**, vs. N.Y. Giants, 11/1/15 **Opponent** – Has never happened

### SIX TD PASSES BY A PLAYER

**SAINTS** – QB **Drew Brees**, vs. Detroit, 9/13/09 **Opponent** – QB **Eli Manning**, vs. N.Y. Giants, 11/1/15

### FIVE TD PASSES BY A PLAYER

**SAINTS** – QB **Drew Brees**, vs. Pittsburgh, 11/30/14 **Opponent** – QB **Cam Newton**, vs. Carolina, 12/6/15

### FOUR TD PASSES BY A PLAYER

**SAINTS** – QB **Drew Brees**, vs. Tampa Bay, 12/29/13 **Opponent** – QB **Kirk Cousins**, at Washington, 11/15/15

### 200 YARDS RUSHING BY A PLAYER

**SAINTS** – 203, RB **Rueben Mayes** (28 att.), vs. Miami, 12/7/86 **Opponent** – 210, RB **DeAngelo Williams** (21 att.), vs. Carolina, 12/30/12

### 100 YARDS RUSHING BY A PLAYER

**SAINTS** – 122, RB **Tim Hightower** (27 att.), vs. Jacksonville, 12/27/15 **Opponent** – 100, RB **Devonta Freeman** (13 att.), vs. Atlanta, 10/15/15

### TWO 100-YARD RUSHERS IN A GAME

**SAINTS** – 126, RB **Reggie Bush** (20 att.) & 108, RB **Deuce McAllister** (27 att.), at N.Y. Giants, 12/24/06 **Opponent** – 126, RB **Ottis Anderson** (22 att.) & 102, RB **Wayne Morris** (22 att.), vs. St. Louis Cardinals, 10/5/80

### 300 YARDS RECEIVING BY A PLAYER

**SAINTS** – Has never happened

**Opponent** – 336, WR **Willie Anderson**, vs. L.A. Rams, 11/26/89 (15 rec.) – NFL Record

### 200 YARDS RECEIVING BY A PLAYER

**SAINTS** – 200, WR **Torrance Small**, at Denver, 12/24/94 (six rec.) **Opponent** – 218, WR **Alshon Jeffery**, at Chicago, 10/6/13 (10 rec.)

### 100 YARDS RECEIVING BY A PLAYER

**SAINTS** – 123, WR **Brandin Cooks** (five rec.), vs. Jacksonville, 12/27/15 **Opponent** – 149, **Julio Jones** (nine rec.), vs. Atlanta, 1/3/16

### TWO 100-YARD RECEIVERS IN A GAME

**SAINTS** – 114, WR **Marques Colston** (eight rec.) and 147, TE **Benjamin Watson** (nine rec.), vs. N.Y. Giants, 11/1/15 **Opponent** – 107, WR **Allen Hurns** (eight rec.) and 151, WR **Allen Robinson** (six rec.), vs. Jacksonville, 12/27/15

### FOUR TDS RUSHING BY A PLAYER

**SAINTS** – Has never happened **Opponent** – RB **Mike Anderson**, vs. Denver, 12/3/00

### THREE TDS RUSHING BY A PLAYER

**SAINTS** – RB **Reggie Bush**, vs. San Francisco, 12/3/06 **Opponent** – FB **Mike Tolbert**, vs. Carolina, 12/30/12

### FOUR TD CATCHES BY A PLAYER

**SAINTS** – WR **Joe Horn**, vs. N.Y. Giants, 12/14/03 **Opponent** – WR **Dave Williams**, at St. Louis Cardinals, 11/2/69

### THREE TD CATCHES BY A PLAYER

**SAINTS** – WR **Marques Colston**, vs. San Diego, 10/7/12 **Opponent** – WR **Odell Beckham Jr.**, vs. N.Y. Giants, 11/1/15

### FOUR TDS BY A PLAYER (rushing, receiving, return)

**SAINTS** – RB **Reggie Bush**, vs. San Francisco, 12/3/06 (three rushing, one receiving) **Opponent** – RB **Mike Anderson**, vs. Denver, 12/3/00 (all rushing)

### THREE TDS BY A PLAYER (rushing, receiving, return)

**SAINTS** – WR **Marques Colston**, vs. San Diego, 10/7/12 (all receiving) **Opponent** – WR **Odell Beckham Jr.**, vs. N.Y. Giants, 11/1/15 (all receiving)

### SEVEN FIELD GOALS ATTEMPTED IN A GAME BY PLAYER

**SAINTS** – K **Morten Andersen**, vs. San Fran., 10/25/87 (Five made) **Opponent** – K **Bobby Howfield**, at N.Y. Jets, 12/3/72 (Six made)

### SIX FIELD GOALS ATTEMPTED IN A GAME BY A PLAYER

**SAINTS** – K **John Carney**, at St. Louis Rams, 9/26/04 (Five made) **Opponent** – K **Ryan Succop**, vs. Kansas City, 9/23/12 (Six made)

### FIVE FIELD GOALS ATTEMPTED IN A GAME BY A PLAYER

**SAINTS** – K **John Kasay**, at Atlanta, 11/13/11 (Four made) **Opponent** – K **Connor Barth**, at Tampa Bay, 10/16/11 (Four made)

### FOUR FIELD GOALS ATTEMPTED BY A PLAYER

**SAINTS** – K **Zach Hocker**, at Arizona, 9/13/15 (Four made) **Opponent** – K **Dustin Hopkins**, at Washington, 11/15/15 (Four made)

### SIX FIELD GOALS CONVERTED BY A PLAYER

**SAINTS** – Has never happened **Opponent** – K **Ryan Succop**, vs. Kansas City, 9/23/12 (Six attempts)

### FIVE FIELD GOALS CONVERTED BY A PLAYER

**SAINTS** – K **John Carney**, at St. Louis Rams, 9/26/04 (Six attempts) **Opponent** – K **John Kasay**, vs. Carolina, 9/8/96 (Five attempts)

### FOUR FIELD GOALS CONVERTED BY A PLAYER

**SAINTS** – K **Zach Hocker**, at Arizona, 9/13/15 (Four attempts) **Opponent** – K **Dustin Hopkins**, at Washington, 11/15/15 (Four attempts)

### THREE INTS IN A GAME BY A PLAYER

**SAINTS** – S **Sammy Knight**, at Buffalo, 9/9/01 (40 yards) **Opponent** – LB **Keith Bulluck**, vs. Tennessee, 9/21/07 (51 yards)

### INTERCEPTION RETURNED FOR A TD

**SAINTS** – LB **Jonathan Vilma** (18 yards), vs. Carolina, 12/30/12 **Opponent** – S **Dashon Goldson** (35 yards), vs. Washington, 11/15/15

### FUMBLE RETURNED FOR A TD

**SAINTS** – LB **Stephone Anthony**, vs. Carolina, 12/6/15 (31 yards) **Opponent** – DE **Osi Umenyiora**, vs. Atlanta, 12/21/14, (32 yards)

### PUNT RETURNED FOR A TD

**SAINTS** – RB/RS **Marcus Murphy**, at Carolina, 9/27/15 (74 yards) **Opponent** – WR **Michael Spurlock**, vs. Tampa Bay, 12/27/09 (77 yards)

### KICKOFF RETURNED FOR A TD

**SAINTS** – WR **Courtney Roby**, at St. Louis, 11/15/09 (97 yards) **Opponent** – RB **David Wilson**, at N.Y. Giants, 12/9/12 (97 yards)

### PUNT BLOCKED

**SAINTS** – LB **Michael Mauti**, vs. Atlanta, 10/15/15 **Opponent** – DE **Robert Quinn**, at St. Louis Rams, 10/30/11

### PUNT BLOCKED AND RETURNED FOR TD

**SAINTS** – LB **Michael Mauti**, vs. Atlanta, 10/15/15 (4 yards) **Opponent** – FB **Mosi Tatupu**, vs. New England, 11/30/86 (17 yards)



# LAST TIME

## PUNT BLOCKED RECOVERED IN END ZONE FOR TD

**SAINTS** – S **Steve Gleason** (Blocked) and CB **Curtis Deloatch** (Recovered for TD) vs. Atlanta, 9/25/06  
**Opponent** – LB **Roy Bennett**, at San Diego, 10/9/88

## PUNT BLOCKED FOR A SAFETY

**SAINTS** – CB **Robert Massey**, vs. Cleveland, 10/14/90. **Opponent** – Has never happened.

## SAFETY SCORED

**SAINTS** – QB **Josh McCown** sacked in end zone, at Tampa Bay, 12/28/14  
**Opponent** – QB **Drew Brees** sacked in end zone, vs. Kansas City, 9/23/12

## FIELD GOAL BLOCKED

**SAINTS** – DE **Cameron Jordan**, vs. Atlanta, 1/3/16 (45-yard attempt)  
**Opponent** – DE **Tyson Alualu**, vs. Jacksonville, 12/27/15 (28-yard attempt)

## FG BLOCKED AND RETURNED FOR TD

**SAINTS** – CB **Fred Thomas**, vs. N.Y. Giants, 12/14/03 (64 yards), kick blocked by DT **Kenny Smith** **Opponent** – CB **Antoine Winfield**, vs. Minnesota, 10/6/08 (59 yards)

## PAT KICK MISSED

**SAINTS** – K **Kai Forbath**, at Indianapolis, 10/25/15 (wide left)  
**Opponent** – K **Caleb Sturgis**, at Philadelphia, 10/11/15 (wide left)

## PAT KICK BLOCKED

**SAINTS** – DT **Kevin Williams**, vs. Carolina, 12/6/15 **Opponent** – DE **William Gholston**, vs. Tampa Bay, 9/20/15

## PAT BLOCKED AND RETURNED FOR A TWO-POINT CONVERSION

**SAINTS** – LB **Stephone Anthony** (82 yds.), vs. Carolina, 12/6/15 **Opponent** – Never has happened

## TWO-POINT ATTEMPT MADE

**SAINTS** – RB **Mark Ingram** rush, vs. Carolina, 12/6/15 **Opponent** – QB **Blake Bortles** pass, vs. Jacksonville, 12/27/15

## TWO-POINT ATTEMPT FAILED

**SAINTS** – QB **Luke McCown** pass, at Carolina, 9/27/15 **Opponent** – QB **Blake Bortles** pass, vs. Jacksonville, 12/27/15

## 40+ POINTS SCORED IN A GAME

**SAINTS** – 44, vs. Green Bay, 10/26/14  
**Opponent** – 41, vs. Carolina, 12/6/15

## 50+ POINTS SCORED IN A GAME

**SAINTS** – 52, vs. N.Y. Giants, 11/11/15  
**Opponent** – 52, at N.Y. Giants, 12/9/12

## SHUTOUT SCORED IN A GAME

**SAINTS** – 41-0, vs. Tampa Bay, 12/16/12 **Opponent** – 0-38, vs. San Francisco, 1/6/02



# INDIVIDUAL PLAYOFF RECORDS

## Scoring

### MOST POINTS

**SAINTS** - 18, Willie Jackson, vs. St. Louis (12/30/00)  
**Opponent** - 18, Adrian Peterson, vs. Minnesota (1/24/10)

### MOST TOUCHDOWNS

**SAINTS** - 3, Willie Jackson, vs. St. Louis (12/30/00)  
**Opponent** - 3, Adrian Peterson, vs. Minnesota (1/24/10)

### MOST PATS

**SAINTS** - 6 (2x), Garrett Hartley, vs. Arizona (1/16/10); John Kasay, vs. Detroit (1/7/12)  
**Opponent** - 5, Chuck Nelson, vs. Minnesota (1/3/88)

## Rushing

### MOST YARDS GAINED

**SAINTS** - 143, Deuce McAllister (21 att.), vs. Philadelphia (1/13/07)  
**Opponent** - 140, Marshawn Lynch (28 att.), at Seattle (1/11/14)

### MOST ATTEMPTS

**SAINTS** - 21, Deuce McAllister, vs. Philadelphia (1/13/07)  
**Opponent** - 28, Marshawn Lynch, at Seattle (1/11/24)

### MOST TOUCHDOWNS

**SAINTS** - 2 (2x), Julius Jones, at Seattle (1/8/11); Darren Sproles, vs. Detroit (1/7/12)  
**Opponent** - 3, Adrian Peterson, vs. Minnesota (1/24/10)

### HIGHEST AVERAGE PER ATTEMPT (min. 4 rushes)

**SAINTS** - 16.8 (5-84 yds.), Reggie Bush, vs. Arizona (1/16/10)  
**Opponent** - 14.5 (6-87 yds.), Tim Hightower, vs. Arizona (1/16/10)

### LONGEST SCORING RUSH

**SAINTS** - 46, Reggie Bush, vs. Arizona (1/16/10)  
**Opponent** - 70, Tim Hightower, vs. Arizona (1/16/10)

### LONGEST NON-SCORING RUSH

**SAINTS** - 28, Deuce McAllister, vs. Philadelphia (1/13/07)  
**Opponent** - 42, Frank Gore, at San Francisco (1/14/12)

## Passing

### MOST TOTAL YARDS GAINED

**SAINTS** - 466, **Drew Brees**, at San Francisco (1/14/12)  
**Opponent** - 380, Matthew Stafford, vs. Detroit (1/7/12)

### MOST ATTEMPTS

**SAINTS** - 63, **Drew Brees**, at San Francisco (1/14/12)  
**Opponent** - 46, Brett Favre, vs. Minnesota (1/24/10)

### MOST COMPLETED

**SAINTS** - 40, **Drew Brees**, at San Francisco (1/14/12)  
**Opponent** - 31, Peyton Manning, vs. Indianapolis (2/7/10)

### MOST TOUCHDOWNS

**SAINTS** - 4 (2x), Aaron Brooks, vs. St. Louis (12/30/00); **Drew Brees**, at San Francisco (1/14/12)  
**Opponent** - 4, Matt Hasselbeck, at Seattle (1/8/11)

### HIGHEST COMPLETION PERCENTAGE (min. 10 att.)

**SAINTS** - 82.1 (32-of-39), **Drew Brees**, vs. Indianapolis (2/7/10)  
**Opponent** - 68.9 (31-of-45), Peyton Manning, vs. Indianapolis (2/7/10)

### LONGEST SCORING PASS

**SAINTS** - 88, **Drew Brees** to Reggie Bush, at Chicago (1/21/07)

**Opponent** - 75, Jeff Garcia to Donté Stallworth, vs. Philadelphia (1/13/07)

### LONGEST NON-SCORING PASS

**SAINTS** - 52, **Drew Brees** to Robert Meachem, at Seattle

(1/14/14)

**Opponent** - 47, Alex Smith to Vernon Davis, at San Francisco (1/14/12)

### MOST INTERCEPTIONS

**SAINTS** - 3, Bobby Hebert, vs. Philadelphia (1/3/93)  
**Opponent** - 3, Kurt Warner, vs. St. Louis (12/30/00)

## Receiving

### MOST RECEPTIONS

**SAINTS** - 15, Darren Sproles, at San Francisco (1/14/12) - **NFL playoff record**  
**Opponent** - 12, Calvin Johnson, vs. Detroit (1/7/12)

### MOST YARDS GAINED

**SAINTS** - 144, Quinn Early, vs. Philadelphia (1/3/93)  
**Opponent** - 211, Calvin Johnson, vs. Detroit (1/7/12)

### MOST TOUCHDOWNS

**SAINTS** - 3, Willie Jackson, vs. St. Louis (12/30/00) - **tied NFL playoff record**  
**Opponent** - 2 (6x), Michael Haynes, vs. Atlanta (12/28/91); Fred Barnett, vs. Philadelphia (1/3/93); Randy Moss, at Minnesota (1/6/01); John Carlson, at Seattle (1/8/11); Calvin Johnson, vs. Detroit (1/7/12); Vernon Davis, at San Francisco (1/14/12)

## Interceptions

### MOST INTERCEPTIONS

**SAINTS** - 2 (2x), Sammy Knight, vs. St. Louis (12/30/00); Jabari Greer, vs. Detroit (1/7/12)  
**Opponent** - 2, Eric Allen, vs. Philadelphia (1/3/93)

### LONG INTERCEPTION RETURN

**SAINTS** - 74t, Tracy Porter, vs. Indianapolis (2/7/10)  
**Opponent** - 143, Dashon Goldson, at San Francisco (1/14/12)

### MOST YARDS ON INTERCEPTIONS

**SAINTS** - 74 (1 int.), Tracy Porter, vs. Indianapolis (2/7/10)  
**Opponent** - 41 (1 int.), Dashon Goldson, at San Francisco (1/14/12)

### TOUCHDOWNS

**SAINTS** - 1, Tracy Porter (74 yds.), vs. Indianapolis (2/7/10)  
**Opponent** - 1, Eric Allen (18 yds.), vs. Philadelphia (1/3/93)

## Kickoff Returns

### MOST RETURN YARDS

**SAINTS** - 143, Courtney Roby, vs. Minnesota (1/24/10)  
**Opponent** - 139, LaRod Stephens-Howling, vs. Arizona (1/16/10)

### MOST RETURNS

**SAINTS** - 7, Fred McAfee, at Minnesota (1/6/01)  
**Opponent** - 5 (4x), Tony Horne, vs. St. Louis (12/30/00); LaRod Stephens-Howling, vs. Arizona (1/16/10); Chad Simpson, vs. Indianapolis (2/7/10); Brad Smith, at Philadelphia (1/4/14)

### LONG RETURN

**SAINTS** - 61, Courtney Roby, vs. Minnesota (1/24/10)  
**Opponent** - 39, Dennis Gentry, at Chicago (1/6/91)

### TOUCHDOWNS

**SAINTS** - none  
**Opponent** - none

## Punt Returns

### MOST RETURN YARDS

**SAINTS** - 109, Reggie Bush, vs. Arizona (1/16/10)  
**Opponent** - 143, Anthony Carter, vs. Minnesota (1/3/88)



# INDIVIDUAL PLAYOFF RECORDS

## MOST RETURNS

**SAINTS** - 3 (6x), Patrick Newman, vs. Philadelphia (1/3/93); Chad Morton, vs. St. Louis (12/30/00); Chad Morton, at Minnesota (1/6/01); Reggie Bush, vs. Arizona (1/16/10); Darren Sproles, at San Francisco (1/14/12); Darren Sproles, at Philadelphia (1/4/14)  
**Opponent** - 6, Anthony Carter, vs. Minnesota (1/3/88)

## LONG RETURN

**SAINTS** - 83t, Reggie Bush, vs. Arizona (1/16/10)  
**Opponent** - 84t, Anthony Carter, vs. Minnesota (1/3/88)

## TOUCHDOWNS

**SAINTS** - 1, Reggie Bush (83 yds.), vs. Arizona (1/16/10)  
**Opponent** - 1, Anthony Carter (84 yds.), vs. Minnesota (1/3/88)

## Punting

### MOST PUNTS

**SAINTS** - 7, **Thomas Morstead**, vs. Minnesota (1/24/10)  
**Opponent** - 8, Andy Lee, at San Francisco (1/14/12)

### MOST YARDS

**SAINTS** - 359, **Thomas Morstead**, vs. Minnesota (1/24/10)  
**Opponent** - 396, Andy Lee, at San Francisco (1/14/12)

### HIGHEST GROSS AVERAGE

**SAINTS** - 54.0, Tommy Barnhardt, vs. Atlanta (12/28/91)  
**Opponent** - 51.2, Jeff Feagles, vs. Philadelphia (1/3/93)

### LONG PUNT

**SAINTS** - 66, **Thomas Morstead**, vs. Arizona (1/16/10)  
**Opponent** - 66, Brad Maynard, vs. Chicago (1/21/07)

### MOST PUNTS INSIDE THE 20

**SAINTS** - 4, **Thomas Morstead**, vs. Minnesota (1/24/10)  
**Opponent** - 4 (2x), Brad Maynard, vs. Chicago (1/21/07); Andy Lee, at San Francisco (1/14/12)

## Field Goals

### MOST MADE

**SAINTS** - 4, Shayne Graham, vs. Philadelphia (1/4/14)  
**Opponent** - 3 (4x), Chuck Nelson, vs. Minnesota (1/3/88); Kevin Butler, at Chicago (1/6/91); David Akers, at San Francisco (1/14/12); Steve Hauschka, at Seattle (1/11/14)

### MOST ATTEMPTS

**SAINTS** - 4 (2x), Morten Andersen, at Chicago (1/6/91); Shayne Graham, at Philadelphia (1/4/14)  
**Opponent** - 4, Kevin Butler, at Chicago (1/6/91)

### LONGEST FIELD GOAL MADE

**SAINTS** - 48, John Kasay, at San Francisco (1/14/12)  
**Opponent** - 49, Steve Hauschka, at Seattle (1/11/14)

## Defense

### MOST COMBINED TACKLES

**SAINTS** - 12 (3x), Sam Mills, at Chicago (1/6/91); Scott Shanle, vs. Minnesota (1/24/10); Darren Sharper, vs. Minnesota (1/24/10)  
**Opponent** - 15, Stephen Tulloch, vs. Detroit (1/7/12)

### MOST SOLO TACKLES

**SAINTS** - 12, Sam Mills, at Chicago (1/6/91)  
**Opponent** - 10, Dwayne Rudd, at Minnesota (1/6/01)

## MOST SACKS

**SAINTS** - 2, Renaldo Turnbull, at Chicago (1/6/91); Frank Warren, vs. Atlanta (12/28/91)  
**Opponent** - 2, Darwin Walker, vs. Philadelphia (1/13/07)

## Miscellaneous

### LONGEST SCORING DRIVE - PLAYS

**SAINTS** - 19, vs. Atlanta (12/28/91)  
**Opponent** - 16, at Chicago (1/6/91)

### LONGEST SCORING DRIVE - YARDS

**SAINTS** - 93, at Chicago (1/21/07)  
**Opponent** - 96, vs. Indianapolis (2/7/10)

### LONGEST SCORING DRIVE - TIME ELAPSED

**SAINTS** - 10:49, vs. Atlanta (12/28/91)  
**Opponent** - 8:31, at Chicago (1/6/91)

### SAINTS 100-YARD RUSHING GAMES

143, Deuce McAllister, vs. Philadelphia (1/13/07)

### OPPONENT 100-YARD RUSHING GAMES

140, Marshawn Lynch, at Seattle (1/11/14)  
131, Marshawn Lynch, at Seattle (1/8/11)  
123, Thomas Jones, at Chicago (1/21/07)  
122, Adrian Peterson, vs. Minnesota (1/24/10)  
116, Brian Westbrook, vs. Philadelphia (1/13/07)  
105, Heath Sherman, vs. Philadelphia (1/3/93)  
102, Neal Anderson, at Chicago (1/6/91)

### SAINTS 300-YARD PASSING GAMES

466, **Drew Brees**, vs. Detroit (1/7/12)  
462, **Drew Brees**, at San Francisco (1/14/12)  
404, **Drew Brees**, at Seattle (1/8/11)  
354, **Drew Brees**, at Chicago (1/21/07)  
304, **Drew Brees**, at Seattle (1/11/14)

### OPPONENT 300-YARD PASSING GAMES

380, Matthew Stafford, vs. Detroit (1/7/12)  
365, Kurt Warner, vs. St. Louis (12/30/00)  
333, Peyton Manning, vs. Indianapolis (2/7/10)  
310, Brett Favre, vs. Minnesota (1/24/10)  
302, Daunte Culpepper, at Minnesota (1/6/01)

### SAINTS 100-YARD RECEIVING GAMES

142, Willie Jackson, vs. St. Louis (12/30/00)  
139, Marques Colston, at Seattle (1/11/14)  
120, Marques Colston, vs. Detroit (1/7/12)  
118, Marques Colston, at San Francisco (1/14/12)  
132, Reggie Bush, at Chicago, (1/21/07)  
125, Willie Jackson, at Minnesota (1/6/01)  
118, Darren Sproles, at San Francisco (1/14/12)  
111, Robert Meachem, vs. Detroit (1/7/12)  
106, Chad Morton, at Minnesota (1/6/01)  
103, Jimmy Graham, at San Francisco (1/14/12)

### OPPONENT 100-YARD RECEIVING GAMES

211, Calvin Johnson, vs. Detroit (1/7/12)  
180, Vernon Davis, at San Francisco (1/14/12)  
144, Michael Haynes, vs. Atlanta (12/28/91)  
127, Issac Bruce, vs. St. Louis (12/30/00)  
121, Randy Moss, at Minnesota (1/6/01)  
120, Chris Carter, at Minnesota (1/6/01)  
102, Fred Barnett, vs. Philadelphia (1/3/93)  
102, Bernard Berrian, vs. Minnesota (1/24/10)

# TEAM PLAYOFF RECORDS

## Saints

45 (2x), last vs. Detroit (1/7/12)  
 34, vs. Detroit (1/7/12)  
 15, vs. Philadelphia (1/13/07)  
 23, at San Francisco (1/14/12)  
 4, vs. Atlanta (12/28/91)  
 8 (15 att.), vs. Atlanta (12/28/91)  
 3 (4 att.), vs. Detroit (1/7/12)  
 626, vs. Detroit (1/7/12)  
 83, at Seattle (1/8/11)  
 7.7, vs. Detroit (1/7/12)  
 208, vs. Philadelphia (1/13/07)  
 37, vs. Philadelphia (1/13/07)  
 5.6, vs. Philadelphia (1/13/07)  
 459, vs. Detroit (1/7/12)  
 3 (27 yds.), at San Francisco (1/14/12)  
 466, vs. Detroit (1/7/12)  
 63, vs. San Francisco (1/14/12)  
 40, at San Francisco (1/14/12)  
 4, vs. Minnesota (1/3/88)  
 10.2, vs. Detroit (1/7/12)  
 7, vs. Minnesota (1/24/10)  
 54.0, vs. Atlanta (12/28/91)  
 212, vs. Minnesota (1/24/10)  
 109, vs. Arizona (1/16/10)  
 183, vs. Minnesota (1/24/10)  
 74, vs. Indianapolis (2/7/10)  
 9, vs. Minnesota (1/24/10)  
 88, vs. Minnesota (1/24/10)  
 4 (2x), last vs. Chicago (1/21/07)  
 3 (2x), last at San Francisco (1/14/12)  
 6 (2x), last vs. Detroit (1/7/12)  
 3, vs. Detroit (1/7/12)  
 4, at San Francisco (1/14/12)  
 1 (2x), last vs. Indianapolis (2/7/10)  
 37:36, vs. Detroit (1/7/12)

## Category

**Points**  
**FIRST DOWNS**  
**Rushing**  
**Passing**  
**Penalty**  
**3rd Down Conversions**  
**4th Down Conversions**  
**TOTAL NET YARDS**  
**Total Offensive Plays**  
**Average Gain**  
**NET RUSHING YARDS**  
**Attempts**  
**Average Gain**  
**NET PASSING YARDS**  
**Sacked (Yards)**  
**TOTAL PASSING YARDS**  
**Attempts**  
**Completions**  
**Interceptions**  
**Average Gain**  
**Punts**  
**Average**  
**TOTAL RETURN YARDAGE**  
**Punt Return Yards**  
**Kickoff Return Yards**  
**Interception Return Yards**  
**Penalties**  
**Penalty Yards**  
**Fumbles**  
**Fumbles Lost**  
**TOUCHDOWNS**  
**Rushing**  
**Passing**  
**Returns**  
**TIME OF POSSESSION**

## Opponents

44, vs. Minnesota (1/3/88)  
 31, vs. Minnesota (1/24/10)  
 14, vs. Minnesota (1/3/88)  
 20, vs. Detroit (1/7/12)  
 4, vs. Minnesota (1/24/10)  
 10 (17 att.), at Minnesota (1/6/01)  
 2 (2x), last at Philadelphia (1/4/14)  
 475, vs. Minnesota (1/24/10)  
 86, vs. Minnesota (1/3/88)  
 7.8, vs. Detroit (1/7/12)  
 210, vs. Minnesota (1/3/88)  
 50, vs. Minnesota (1/3/88)  
 6.7, vs. Arizona (1/16/10)  
 380, vs. Detroit (1/7/12)  
 6 (42 yds.), vs. Minnesota (1/3/88)  
 380, vs. Detroit (1/7/12)  
 46, vs. Minnesota (1/24/10)  
 31, vs. Indianapolis (2/7/10)  
 3, vs. St. Louis (12/30/00)  
 9.7, at Minnesota (1/6/01)  
 8, at San Francisco (1/14/12)  
 51.2, vs. Philadelphia (1/3/93)  
 188, vs. Minnesota (1/3/88)  
 143, vs. Minnesota (1/3/88)  
 139, vs. Arizona (1/16/10)  
 47, at Philadelphia (1/4/14)  
 9, vs. St. Louis (12/30/00)  
 60 (2x), last at Minnesota (1/6/01)  
 6, vs. Minnesota (1/24/10)  
 3, vs. Minnesota (1/24/10)  
 5 (2x), last at Seattle (1/8/11)  
 4, vs. Chicago (1/21/07)  
 4, at Seattle (1/8/11)  
 1 (2x), last vs. Philadelphia (1/3/93)  
 41:18, vs. Minnesota (1/3/88)





**HISTORY**

# SAINTS TIMELINE

**1966** Nov. 1 - NFL awarded 16th franchise to New Orleans as NFL Commissioner **Pete Rozelle** made the announcement at New Orleans' Pontchartrain Hotel...the *New Orleans States-Item* headline that afternoon was "N.O. Goes Pro!"; Dec. 15 - **John W. Mecom, Jr.** becomes majority stockholder-president of franchise; Dec. 22 - **Victor E. Schwenk** appointed director of player personnel; Dec. 27 - **Tom Fears** named franchise's first head coach.

**1967** Jan. 9 - New Orleans' NFL franchise nicknamed Saints; Jan. 27 - Saints signed first player, former University of Mississippi and Los Angeles Rams K **Paige Cothren**; Feb. 9 - Saints select 42 players in expansion draft; March 8 - First season-ticket drive launched...Saints sell 20,000 on first day & 33,400 before first game; March 14 - Saints make Alabama FB **Leslie Kelley** top choice in NFL Draft; July 1 - Rookies report for first training camp at San Diego's Cal Western; July 6 - FB **Jim Taylor** signs with Saints; July 10 - Veterans join rookies at training camp; July 16 - DE **Doug Atkins** joined Saints in trade with the Chicago Bears; July 20 - **Bert Rose** named general manager; Aug. 2 - Saints lost to Los Angeles Rams, 16-7 in first preseason game at Anaheim, Calif; Aug. 12 - Saints score first preseason victory by beating the St. Louis Cardinals, 23-14, at Shreveport, La.; Sept. 9 - Saints record first preseason win in New Orleans, downing the Atlanta Falcons, 27-14...the victory gave New Orleans a 5-1 preseason record, best ever for an expansion team; Sept. 17 - Saints open first regular season schedule in style as rookie RB **John Gilliam** returned the opening kickoff 94 yards for a touchdown, but lost to the Rams, 27-13 in front of 80,879 at Tulane Stadium; Nov. 5 - Saints record first regular season win, beating the Philadelphia Eagles at Franklin Field, 31-24, as WR **Walt Roberts** scores three touchdowns, including a kickoff return for a score on the game's opening play; Dec. 17 - Saints defeat the Washington Redskins, 30-14, to wind up with a 3-11 record which tied the record for most wins by a first-year expansion franchise, with an average of 75,463 filling Tulane Stadium.

**1968** Jan. 21 - CB **Dave Whitsell** represented the Saints as the club's first Pro Bowl selection; March 29 - **Victor E. Schwenk** named general manager; Dec. 15 - Saints beat the Pittsburgh Steelers in season's final game to emerge with 4-9-1 record and third place finish in Century Division.

**1969** Jan. 19 - DT **Dave Rowe** was club's Pro Bowl selection; Feb. 9 - NFL 16-year veteran DE **Doug Atkins** receives Vince Lombardi Award as NFL's most dedicated player; Oct. 5 - At the Los Angeles Rams, K **Tom Dempsey** kicks a 55-yard field goal, the Saints' longest to date...the kick was the NFL's longest of season and one yard shy of tying the NFL mark; Nov. 2 - Saints snap six-game losing streak at St. Louis, 51-42...game set NFL record of most total passing touchdowns in a game as the Saints' **Billy Kilmer** and the Cardinals' **Charlie Johnson** connected on six each; Nov. 16 - **Dempsey** boots four field goals against the N.Y. Giants, hitting his fourth with 11 seconds left to pull out a 25-24 victory; Dec. 21 - Saints close season with 27-24 win over Pittsburgh to bring record to 5-9, their best victory total to date...**Danny Abramowicz** wins NFL receiving honors with 73 catches for 1,015 yards and seven touchdowns...**Atkins** retired after 17 NFL seasons.

**1970** Jan. 16 - In realignment of NFC, Saints form Western Division with the Los Angeles Rams, San Francisco 49ers and the Atlanta Falcons; Jan. 18 - RB **Tony Baker**, K **Tom Dempsey**, G **Jake Kupp** and RB **Andy Livingston** represented the Saints at the Pro Bowl, with Head Coach **Tom Fears** coaching the East squad; Aug. 8 - **Fears**, a nine-year star wide receiver with the Rams, inducted into the Pro Football Hall of Fame...on the same day, the Saints beat Minnesota in the Hall of Fame Game, the team's first appearance in the contest; Nov. 3 - **J.D. Roberts** replaces **Fears** to become the second head coach in Saints' history; Nov. 8 - **Dempsey** kicked what was then an NFL-record 63-yard field goal on the game's final play to defeat Detroit, 19-17, in Roberts' first game as head coach...the holder was **Joe Scarpati** and **Jackie Burkett** was the snapper...**Dempsey**, born without toes on his right foot, wore a heavy square-toed kicking shoe; Dec. 21 - Saints complete their fourth season with a 2-11-1 record.

**1971** Jan. 28 - Saints drafted Mississippi QB **Archie Manning** with the second overall selection in the NFL Draft; Aug. 11 - Construction began on the Louisiana Superdome; Sept. 19 - Saints defeat L.A. Rams in season opener in New Orleans, 24-20...**Manning** made first regular-season start and ran for one-yard touchdown on the final play after he



# SAINTS TIMELINE

completed 16-of-29 passes for 218 yards and a touchdown; **Oct. 17 - Manning** rushed for two touchdowns as Saints defeated the Dallas Cowboys, 24-20 before 83,088 at Tulane Stadium; **Dec. 10** - General manager **Victor E. Schwenk** relieved of his duties; **Dec. 19** - Saints finish season with 4-8-2 record.

**1972** **Sept. 25** - Saints made first appearance on ABC's Monday Night Football, losing to Kansas City, 20-17. **Dec. 19** - Saints finish season with 2-11-1 record.

**1973** **Jan. 29** - Saints selected Oklahoma DE **Derland Moore** as the club's first selection of the NFL Draft (second round-29th overall); **Aug. 26 - John North** replaced **J.D. Roberts** and became the third head coach in team history; **Sept. 25** - Saints traded WR **Danny Abramowicz** to the San Francisco 49ers for their fourth and fifth round selections in the 1974 draft; **Nov. 4** - Saints scored first-ever shutout as they blanked Buffalo 13-0 in Tulane Stadium; **Dec. 16** - Saints finished season with a 5-9 mark, which tied the best record to date for the franchise.

**1974** **Dec. 8** - Saints shut out the St. Louis Cardinals 14-0 in the franchise's final game in Tulane Stadium...Saints ended their eight-season stay in their first home with a 23-32-1 home record; **Dec. 15** - Saints finished the season with a 5-9 record.

**1975** **Aug. 3** - Louisiana Superdome is dedicated; **Aug. 9** - The first football game is played in the Superdome as the Houston Oilers beat the Saints, 13-7 in a preseason contest before 72,434; **Sept. 28** - In the first regular season NFL game in the Superdome, the Saints lost to the Cincinnati Bengals, 21-0, before 52,531 spectators; **Oct. 27 - Ernie Hefferle**, Saints' director of pro personnel, named as interim head coach after **John North** was relieved of his duties...**Hefferle** became the fourth head coach in Saints history.

**1976** **Jan. 20** - Saints hired **Hank Stram** as the club's fifth head coach; **Jan. 26** - New Orleans hosted the Pro Bowl; **April 8** - Saints selected California RB **Chuck Muncie** in the first round of the NFL Draft; **July 24** - FB **Jim Taylor**, who played his final NFL season with the Saints in 1967, was inducted into the Pro Football Hall of Fame; **Sept. 26 - Stram** gained his first victory with the Saints, 27-17 on the road over his old team, Kansas City; **Nov. 21** - Saints beat Seattle on the road, 51-27 to tie what was then the club record for most points scored in a game; **Dec. 12** - Under **Stram**, the Saints end the season with 4-10 overall record.

**1977** **Dec. 18** - Saints finish with 5-11 record...RB **Chuck Muncie** set what was club single-season rushing mark with 811 yards and TE **Henry Childs** set what was the Saints single-season TD record with nine.

**1978** **Jan. 28 - Hank Stram** is relieved of his duties as Saints head coach; **Feb. 6 - Dick Nolan** is hired as the Saints' sixth head coach; **June 11** - QB **Archie Manning** won the NFL's Byron (Whizzer) White Award for his contributions to team, community and country; **Aug. 5** - Saints beat Philadelphia, 14-7 in an exhibition game in Mexico City, the first NFL game played south of the U.S. border; **Oct. 22 - Manning** connected with RB **Tony Galbreath** on a 19-yard touchdown late in the fourth quarter to give the Saints a 10-3 win at the Los Angeles Rams, dropping the previously 7-0 Rams from the ranks of the unbeaten as the Black and Gold won in the L.A. Memorial Coliseum for the first time; **Dec. 17** - Saints ended season with a 7-9 record, setting a club mark for wins. **Manning** named NFC MVP by both *The Sporting News* and *UPI* and was selected to the Pro Bowl.

**1979** **June 5** - Saints moved administrative offices from Lee Circle to Superdome; **Oct. 14** - Saints set club record for points in one half with 42 in the second half (on six straight possessions) in 42-14 win at Tampa Bay; **Dec. 3** - RB **Chuck Muncie** rushed for 128 yards vs. Oakland in a Monday Night Football matchup at the Superdome to become first Saint to surpass 1,000-yard milestone on the way to a 1,198-yard season; **Dec. 16** - Saints ended the season with an 8-8 record after beating eventual NFC champion Rams, 29-14, setting a new





# SAINTS TIMELINE

club mark for wins; **Dec. 20 - Steve Rosenbloom** was selected as executive VP & general manager of the Saints.

**1980** **Jan. 27** - RB **Chuck Muncie** is selected as Pro Bowl MVP...Saints had a then club-record five Pro Bowl players as QB **Archie Manning**, S **Tommy Myers**, WR **Wes Chandler** and TE **Henry Childs** joined **Muncie**; **April 29** - Saints selected Colorado T **Stan Brock** with their first selection in the NFL Draft...CB **David Waymer** was the club's second round selection; **Oct. 7** - Saints traded **Muncie** to the San Diego Chargers for the Chargers' second-round selection in 1981 which the Saints later used to select Pittsburgh LB **Rickey Jackson**; **Nov. 24** - After a 27-7 loss to the Los Angeles Rams on Monday Night Football, Head Coach **Dick Nolan** was relieved of his duties; **Nov. 25 - Dick Stanfel** replaced **Nolan** in the interim and became the Saints' seventh head coach.

**1981** **Jan. 20** - General Manager **Steve Rosenbloom** resigned; **Jan. 22 - O.A. (Bum) Phillips** is announced as the Saints' eighth head coach; **April 28** - Saints select South Carolina RB and 1980 Heisman Trophy winner **George Rogers** with the first overall choice in NFL Draft...Rogers is one of 17 selections by Saints...with a second round pick, they would choose Pittsburgh LB **Rickey Jackson**, in what would turn out to be one of the franchise's top drafts...future cornerstones in DE **Frank Warren** and TE **Hoby Brenner** (third round) and DT **Jim Wilks** (12th round) would also come out of the draft; **April 28** - In his second career game, **Rogers** carries 29 times for a then-club record 162 yards to lead Saints to a 23-17 win vs. the L.A. Rams; **Nov. 8** - Saints defeated NFC West rival Rams, 21-13, at Anaheim Stadium to complete series sweep for first time in Saints history; **Dec. 20 - Rogers** gained 107 yards in 21-17 loss to San Francisco and became the NFL's rushing champion (and all-time rookie rusher) with 1,674 yards on the season...Saints finished with a 4-12 mark.

**1982** **Jan. 31** - RB **George Rogers** is selected to the Pro Bowl; **Feb. 17 - O.A. (Bum) Phillips** is named general manager in addition to his head coach title; **Aug. 7** - Former DE **Doug Atkins**, who played the final three seasons of his career with the Saints from 1967-69, was inducted into the Pro Football Hall of Fame; **Aug. 25** - Veteran QB **Ken Stabler** signed with Saints as a free agent...He would be voted into the Pro Football Hall of Fame in 2016; **Sept. 17** - QB **Archie Manning** was traded to the Houston Oilers for T **Leon Gray**; **Sept. 20** - NFL players went on strike...seven games were cancelled due to the strike; **Nov. 21** - NFL games resumed as the Saints defeated Kansas City, 27-17, at the Superdome; **Dec. 19** - RB **George Rogers** ran for 166 yards at Dallas.

**1983** **Jan. 2** - Saints defeat Atlanta, 35-6 in the Superdome in a rescheduled game that concluded the nine-game season with a 4-5 record...Saints narrowly missed the playoffs in a complicated labyrinth of tie-breakers; **Sept. 4** - RB **George Rogers** set team single-game rushing record with 206 yards on 24 carries in 38-17 opening day win over the St. Louis Cardinals; **Sept. 18** - Saints defeated Chicago, 34-31 at the Superdome in overtime for the first sudden death victory in franchise history; **Dec. 18** - Saints narrowly miss the playoffs when the Rams' Mike Lansford kicked a 42-yard field goal with :06 left for a 26-24 Los Angeles victory at the Superdome...the Saints finished the season 8-8 with the NFC's second-ranked overall defense and the NFL's top defense against the pass.

**1984** **Jan. 29** - LB **Rickey Jackson** plays in his first Pro Bowl; **Oct. 9** - Saints acquired RB **Earl Campbell** from Houston for Saints' first-round draft choice in 1985; **Oct. 22** - QB **Ken Stabler** announced his retirement; **Nov. 19** - Saints record first-ever win on prime time with a 27-24 Monday Night Football victory over the Pittsburgh Steelers in the Superdome; **Nov. 26** - Saints owner **John W. Mecom Jr.** announced that the Saints were for sale for the non-negotiable price of \$75 million; **Dec. 15** - Saints finished the season 7-9.

**1985** **Jan. 27** - LB **Rickey Jackson**, DE **Bruce Clark** and P **Brian Hansen** represent the Saints at the Pro Bowl; **Feb. 14** - Negotiations for the sale of the Saints between **John Mecom, Jr.** and Chicago's **A.N. Pritzker** broke off, suddenly thrusting **Tom Benson**, negotiating in a secondary position for several weeks, to the forefront; **March 12** - New Orleanian



# SAINTS TIMELINE

**Benson** reached agreement with **Mecom** for the sale of the Saints; **April 26** - Saints traded RB **George Rogers** and their fifth-, 10th-, and 11th-round selections in the 1985 draft to the Washington Redskins for their top draft pick; **May 31** - Ownership was transferred from **Mecom** to **Benson** for the sale price of \$70.204 million. **Benson** becomes managing general partner of the Saints; **Sept. 22** - Saints defeat Tampa Bay 20-13 at the Superdome in the first win of **Benson's** ownership; **Nov. 25** - Saints Head Coach **O.A. (Bum) Phillips** resigned as his son, defensive coordinator **Wade Phillips**, was named interim head coach, the ninth head coach in club history.

**1986** **Jan. 14** - With **Tom Benson** now able to insert his management team, **Jim Finks** is named president/general manager; **Jan 28** - **Jim Mora** named the Saints' 10th head coach; **Feb. 2** - LB **Rickey Jackson** and K **Morten Andersen** are the Saints representatives for the Pro Bowl; **April 29** - Saints selected Virginia T **Jim Dombrowski** with their first pick in the NFL Draft...RB **Dalton Hilliard** was picked in the second round, while RB **Rueben Mayes** and LB **Pat Swilling** were third round draft choices; **Sept. 21** - **Mel Gray** broke team record with 101-yard kickoff return for a TD at San Francisco...the return was the Saints' first for a score since 1977; **Nov. 9** - Saints record fifth shutout in team history in a 6-0 win over the Los Angeles Rams; **Dec. 7** - **Mayes** broke the team's single-game rushing record with 207 yards vs. the Miami Dolphins, but his final gain was called back along with the winning TD...the Saints lost 31-27 thriller as **Mayes** finished with 203 rushing yards; **Dec. 21** - Saints finished season at 7-9...**Mayes** finished with 1,353 yards rushing (fourth in the NFL) and is named consensus Rookie of the Year...he was named to the Pro Bowl along with **Jackson** and **Andersen**.

**1987** **Sept. 21** - NFLPA announced that players would be on strike following the weekend's games; **Oct. 4** - Saints defeated the Los Angeles Rams, 37-10, in Superdome before 29,745 fans in club's first replacement game...QB **John Fourcade**, a New Orleans native, led Saints to the win with two TD passes; **Oct 15** - NFL Players Association announced that the strike is over, but not in time to play the coming weekend's games; **Oct. 18** - Saints beat Chicago, 19-17, on four **Florian Kempf** FGs in the final replacement game played by the Saints...the replacements posted a 2-1 record; **Oct. 25** - Saints fall to San Francisco, 24-22, in a Superdome thriller...following the game, head coach **Jim Mora** made his highly-publicized "coulda, woulda, shoulda" proclamation to the media; **Nov. 1** - On the franchise's 22nd birthday, Saints posted the largest margin of victory in franchise history at the time, shutting out Atlanta 38-0...the win was the first in then-team-record nine consecutive triumphs to close out the season; **Nov. 29** - Saints held on with two magnificent goal-line stands in the final quarter to defeat Pittsburgh, 20-16...the victory ensured Saints' first winning record ever; **Dec. 6** - Saints beat Tampa Bay, 44-34, to lock up team's first playoff appearance; **Dec. 13** - Saints won seventh straight, 24-10, over the Houston Oilers which gave the Saints home field in the NFC Wild Card game; **Dec. 20** - Down 24-3 in the second quarter, the Saints rallied behind backup QB **Dave Wilson** for a 31-24 win at Cincinnati, the biggest come-from-behind effort at the time in Saints' history; **Dec. 27** - Saints beat Green Bay, 33-24, to close with 12-3 record...later that night, San Francisco won their final game which kept the Saints from winning their first division title and gaining home-field advantage in the NFC playoffs.

**1988** **Jan. 3** - Saints jump out to a 7-0 lead, but Minnesota took a 31-10 halftime advantage on the way to a 44-10 win over New Orleans in the NFC Wild Card game at the Superdome; **Feb. 7** - A then-club-record six Saints - K **Morten Andersen**, TE **Hoby Brenner**, G **Brad Edelman**, RB **Rueben Mayes**, LB **Sam Mills** and CB **Dave Waymer** - were tabbed for the Pro Bowl...President/General Manager **Jim Finks** was honored as *The Sporting News* NFL Executive of the Year and Head Coach **Jim Mora** was a unanimous choice for NFL Coach of the Year; **Nov. 20** - Saints score what was the biggest win in team history in 42-0 romp over Denver...the win clinched the Saints' second consecutive winning season; **Dec. 18** - Saints finish the season with a 10-6 record.

**1989** **Jan 29** - K **Morten Andersen**, WR **Eric Martin** and LB **Sam Mills** were the Saints' Pro Bowl selections; **April 23** - The Saints selected Arkansas DE **Wayne Martin** with their first selection in the NFL Draft; **July 6** - NFL owners meet in Chicago for a first vote for a successor to retiring commissioner **Pete Rozelle**...Saints President/General Manager **Jim Finks**, the only candidate, falls just short of the votes needed for election; **Sept. 10** - Saints score only opening-day shutout in team history with 28-0 win over Dallas in the Superdome; **Oct. 26** - NFL owners select **Paul Tagliabue** to succeed **Pete Rozelle** as league commissioner; **Nov. 20** -



# SAINTS TIMELINE

**Tagliabue** appoints **Finks** as chairman of the NFL Competition Committee; **Dec. 24** - A 41-6 win over Indianapolis gave the Saints a 9-7 record, the Saints' third straight winning season...RB **Dalton Hilliard**, along with LBs **Vaughan Johnson** and **Pat Swilling** were selected to represent the Saints in the Pro Bowl.

**1990** **Aug. 5** - Saints beat the Raiders, 17-10 in American Bowl in London's Wembley Stadium; **Dec. 31** - On New Year's Eve, a national TV audience saw **K Morten Andersen** kick a 24-yard field goal with :02 left to beat the Los Angeles Rams 20-17 which evened the Saints' final record at 8-8 and gave the club a berth in the playoffs.

**1991** **Jan. 6** - Chicago defeats the Saints, 16-6, in the NFC Wild Card game at Soldier Field; **Feb. 3** - **K Morten Andersen** and LBs **Vaughan Johnson** and **Pat Swilling** represented the Saints in the Pro Bowl; **July 27** - RB **Earl Campbell**, who played his final two seasons with the Saints from 1984-85, was inducted into the Pro Football Hall of Fame; **Sept. 8** - The Saints defeated Kansas City, 17-0 for the first 2-0 start in team history...the Saints win seven straight games to open the season; **Dec. 16** - A 27-0 win over the L.A. Raiders broke a four-game losing streak, clinched a playoff spot and kept the Saints in the hunt for the NFC West title; **Dec. 22** - In Phoenix, the Saints beat the Cardinals, 27-3 and won their first NFC West title with an 11-5 record, posting the second most wins in club history to date...the defense allowed the fewest points (211) in the league and were second in yards allowed; **Dec. 29** - The Falcons came from behind to defeat New Orleans 27-20 at the Superdome in an NFC Wild Card playoff.

**1992** **Feb. 2** - Four Saints were chosen for the Pro Bowl...LBs **Vaughan Johnson**, **Sam Mills** and **Pat Swilling** were named starters, the most linebackers from a team in league history...special teams standout **Bennie Thompson** also made the trip to Honolulu; **Dec. 3** - A close 22-14 win over the Atlanta Falcons finished a three-game, 11-day stretch which put the Saints in the playoffs for the third consecutive year; **Dec. 26** - The Saints clinched home-field advantage in the NFC Wild Card game with a 20-0 win over the New York Jets on the road...the Saints finished with a team-best 12-4 mark and led the NFL in least points allowed with a club-record 202...New Orleans also led the NFL in most sacks (57) and least sacks allowed (15), the first time since 1977 that a club led the league in both categories.

**1993** **Jan. 3** - With the Saints holding a 20-7 lead in the third quarter, the Philadelphia Eagles roared back with 26 fourth-quarter points to win the NFC Wild Card game, 36-20, over the Saints at the Superdome; **Feb. 7** - Six Saints - LBs **Rickey Jackson**, **Vaughan Johnson**, **Sam Mills** and **Pat Swilling**, K **Morten Andersen** and C **Joel Hilgenberg** - participated in the Pro Bowl, with four linebackers selected from the same team for the first time; **April 25** - **Swilling** was traded by the Saints to Detroit for their first- and fourth-round picks in the 1993 NFL Draft...The Saints picked T **William Roaf** with the eighth overall selection; **April 29** - At a press conference, Owner **Tom Benson** announces that President/General Manager **Jim Finks** has been diagnosed with cancer. **Finks** entered the hospital on April 26, after the NFL Draft; **May 19** - A sports bill calling in part for renovations to the Superdome and a new practice facility for the Saints passes state lawmakers in a vote in Baton Rouge; **July 14** - **Finks** resigned; **July 31** - The Saints beat Philadelphia, 28-16, in Tokyo, Japan in the third international exhibition game the Saints played; **Dec. 28** - LBs **Renaldo Turnbull**, **Rickey Jackson** and RS **Tyrone Hughes** were chosen to the Pro Bowl...**Hughes** was the fourth rookie in club history to receive the honor.

**1994** **Jan. 2** - Saints close season with a 20-13 win over Cincinnati to finish 8-8; **April 24** - The Saints chose Louisville DE **Joe Johnson** with their first pick in the NFL Draft; **May 8** - After battling lung cancer for over a year, former Saints President/GM **Jim Finks** passed away at his Metairie home at the age of 66; **Oct. 23** - The Saints beat the L.A. Rams, 37-34 at the Superdome as **Tyrone Hughes** returned two kickoffs for TDs on his way to setting or tying seven team and four NFL records.

**1995** **Jan. 26** - An early-morning fire caused severe damage at the club's Saints Drive practice facility...the two-alarm fire forced the team to move its operation out of the main building that was constructed in 1967; **Feb. 5** - DE **Wayne Martin** and T **William Roaf**



# SAINTS TIMELINE

participated in Pro Bowl as first-time selections; **March 13** - The Superdome Commission approves the sale of \$14.5 million in bonds that will go toward the construction of a new practice facility for the Saints in Metairie; **June 8** - Groundbreaking ceremonies are held for the Saints' new practice facility on Airline Drive in Metairie; **July 29** - The late **Jim Finks**, who served as the Saints' president/general manager from 1986-93, was inducted into the Pro Football Hall of Fame.

**1996** **Feb. 4** - T **William Roaf** and CB **Eric Allen** participated in Pro Bowl; **April 15** - For the first time in club history, the entire Saints organization is housed under one roof with the move to the club's new facility at 5800 Airline Drive in Metairie; **Oct. 21** - After a 19-7 defeat to the Carolina Panthers a day earlier, Head Coach **Jim Mora**, the longest-tenured coach in all of professional sports at the time, resigned after 10 years with the club...**Mora**, who led the Saints to their first winning seasons and first playoff appearances, ended his stay with a short statement thanking Owner **Tom Benson** and the Saints fans for their support; **Oct. 23** - **Rick Venturi**, the Saints' linebackers coach, was named interim head coach, the 11th head coach in team history; **Dec. 12** - **Roaf** was named as a starter for the NFC in the Pro Bowl, his third consecutive appearance.

**1997** **Jan. 28** - **Bill Kuharich** was promoted to president/general manager/chief operating officer...**Mike Ditka** was named the 12th head coach in club history; **Oct. 19** - The Saints were shut out by the Carolina Panthers, 13-0, which snapped the club's 216-game scoring streak, the fifth-longest in NFL history and the second-longest active streak.

**1998** **Feb. 1** - T **William Roaf** appeared in his fourth consecutive Pro Bowl; **Dec. 19** - **Roaf** is selected to his franchise-record fifth consecutive Pro Bowl along with DE **Joe Johnson**, who would appear in his first.

**1999** **Jan. 21** - **Dick Stanfel**, who served as offensive line coach from 1997-98 and 1976-80 and head coach for the last four games of 1980, announced his retirement; **April 17** - The Saints acquired the fifth overall selection from the Washington Redskins in exchange for the Saints' first- and third- through seventh-round draft choices in 1999 and New Orleans' first- and third-round picks in 2000...with the fifth overall pick, the Saints selected Texas RB **Ricky Williams**, the 1998 Heisman Trophy winner...it marks the first time in NFL history that a single player represented a team's entire draft class; **Dec. 7** - Owner **Tom Benson** released a statement that said, "I will take whatever steps necessary at the end of the regular season to make the New Orleans Saints a winning franchise.;" **Dec. 23** - T **William Roaf** was named to his sixth consecutive Pro Bowl, tying him for the club record in appearances.

**2000** **Jan. 2** - The Saints finish the 1999 season with a 3-13 overall record; **Jan. 5** - Owner **Tom Benson** fired 22 employees, including President/General Manager/Chief Operating Officer **Bill Kuharich** and Head Coach **Mike Ditka**; **Jan. 27** - **Randy Mueller** was hired as general manager of football operations; **Feb. 3** - Former Saints Defensive Coordinator **Jim Haslett** was named as the 13th head coach in club history; **March 9** - Saints named Nicholls State University in Thibodaux, La., as their new summer training camp home; **Oct. 8** - After a 1-3 start, the Saints reeled off a six-game win streak, starting with a 31-10 win at Chicago; **Nov. 26** - Saints defeat the defending Super Bowl Champion St. Louis Rams on the road, 31-24, for franchise's 200th all-time victory; **Dec. 10** - Saints set club record for road victories with a 7-1 mark after a 31-27 comeback win at the San Francisco 49ers...QB **Aaron Brooks** sets a team record for quarterbacks with 108 yards rushing on 11 carries...Saints also set NFL mark for best road record turnaround after an 0-8 record in 1999; **Dec. 18** - Saints clinched second NFC West title after St. Louis lost, 38-35 at Tampa Bay...the Saints were the seventh team since 1990 to go from last place to a division title the next season; **Dec. 24** - Saints wrapped up the regular season with a 10-6 mark...the Saints defense set a club mark with 66 sacks, tied for the fifth-most in NFL history...DT **La'Roi Glover** captured the NFL sack title with a club record-tying 17 while DE **Darren Howard** had a club rookie record 11 sacks...WR **Joe Horn** set what were club marks for receptions (94) and receiving yards (1,340); **Dec. 28** - DE **Joe Johnson** selected NFL Comeback Player of the Year by the AP after he missed 1999 with a ruptured patellar tendon in his right knee; **Dec. 30** - Saints won in postseason for the first time, a 31-28 victory over the Rams in an NFC Wild Card Playoff game at the Superdome...WR **Willie Jackson**



# SAINTS TIMELINE

tied a NFL postseason mark with three TD catches and **Brooks** threw four TD passes...the win was clinched after FB **Brian Milne** recovered a fumbled fair catch by the Rams' **Az-Zahir Hakim** with 1:51 remaining.

**2001** **Jan. 6** - Saints lost in the NFC Divisional Playoff at the Minnesota Vikings, 34-16 to end the club's storybook 2000 season...**Jim Haslett** was selected as the NFL Coach of the Year by the *AP*; **Feb. 4** - Six Saints participated in the Pro Bowl in Honolulu: DT **La'Roi Glover**, DE **Joe Johnson** and T **William Roaf**, who had a then club-record seventh appearance started, while WR **Joe Horn**, LB **Mark Fields** and LB **Keith Mitchell** were selected as reserves; **April 21** - Saints picked Mississippi RB **Deuce McAllister** with their first selection in the NFL Draft; **Sept. 30** - Saints played the first NFL game in the New York area after the attacks of Sept. 11 in a 21-13 loss at the N.Y. Giants.

**2002** **Feb. 9** - S **Sammy Knight** and DT **La'Roi Glover** started in the Pro Bowl; **March 8** - Saints traded RB **Ricky Williams** to the Miami Dolphins for a first-round selection in the 2002 draft and a conditional third-round selection in 2003 (upgraded to a first-round pick in 2003 based on Williams' performance); **May 9** - Saints released General Manager of Football Operations **Randy Mueller** from his contract; **May 13** - Saints promoted **Mickey Loomis** to general manager of football operations from director of football administration; **Sept. 22** - Saints charge back from 20-point deficit vs. Bears at Memorial Stadium in Champaign, Ill...QB **Aaron Brooks** tossed three TDs in the final three quarters, including a 29-yard scoring toss to WR **Donte Stallworth** with 1:11 remaining that proved to be the game-winner; **Sept. 29** - **Stallworth** became the first rookie in 20 years to catch a TD in his first four NFL games; **Oct. 13** - At Washington, WR **Michael Lewis** became the seventh player in NFL history – and the first in team record books – to return a punt and a kickoff for a touchdown in the same game in a 43-27 victory...his 286 return yards vs. the Redskins ranked as second-highest in Saints history; **Oct. 20** - Saints improve to 6-1 with 35-27 win over San Francisco in the Superdome. In the win over the 49ers, **Brooks** passed for three touchdowns and ran for another...five of New Orleans' first six victories came over playoff teams from 2001; **Dec. 29** - RB **Deuce McAllister** rushed for 117 yards on 28 carries in finale vs. Carolina, his eighth 100-yard performance of the season (second-most in club history to the nine RB **George Rogers** posted in 1981)...**Lewis** finished the season with an NFL-record 2,432 yards of combined kickoff and punt return yardage, 1,807 yards in kickoff returns and 625 yards in punt returns – both team records...K **John Carney** tied a team mark with 31 field goals, pulling even with K **Morten Andersen**'s total in 1985.

**2003** **Feb. 2** - Saints represented in Pro Bowl by WR **Joe Horn**, RB **Deuce McAllister**, KR/PR **Michael Lewis** and special teams ace RB **Fred McAfee**; **May 13** - Owner **Tom Benson** announces he will bring an Arena Football League expansion franchise to the city, the New Orleans VooDoo; **Sept. 28** - **McAllister** rushes for 101 yards on 17 carries vs. the Indianapolis Colts, beginning a franchise-record streak of nine straight 100-yard performances; **Nov. 2** - Saints win third straight over defending Super Bowl Champion Buccaneers at Tampa Bay, 17-14...in the game, **McAllister** sets a team record with his sixth straight 100-yard game, and DE **Willie Whitehead** finished with three sacks; **Nov. 16** - A 23-20 overtime win over the Atlanta Falcons gives the Saints their 100th victory in the Superdome... **McAllister** sets a team record with 237 yards from scrimmage, including 173 rushing; **Nov. 30** - **McAllister** rushes for 165 yards on 31 carries in a 24-20 victory at Washington, his ninth straight 100-yard game...the streak tied former Chicago RB Walter Payton and Jacksonville RB Fred Taylor for the third-longest in NFL history...he would be held below the milestone the following week vs. Tampa Bay; **Dec. 14** - QB **Aaron Brooks** tossed a career-high five TDs, including a club-record four caught by WR **Joe Horn**, in a 45-7 victory over the New York Giants in a nationally-televised game on ESPN...it marked the first time since 1989 that New Orleans posted over 40 points twice in the same season; **Dec. 21** - In one of the most memorable final plays from scrimmage in NFL history, the Saints pulled off a 75-yard, three-lateral touchdown as time expired to cut Jacksonville's lead to one point...WR **Jerome Pathon** capped the play with a leap into the end zone, but the PAT attempt by K **John Carney** sailed wide right, giving the Jaguars a 20-19 win; **Dec. 28** - **McAllister** has 49 yards in the season-ending victory over Dallas, becoming only the second player in club history to go over 1,600 rushing yards in a season.



# SAINTS TIMELINE

**2004** Feb. 8 - Saints represented in the Pro Bowl by G **LeCharles Bentley** and RB **Deuce McAllister**; April 24 - Saints select Ohio State DE **Will Smith** 18th overall in NFL Draft; Sept. 12 - WR **Joe Horn** had six receptions for 110 yards in opener vs. Seattle, becoming the first Saints wideout to have over 100 yards in 20 games; Sept. 26 - In the only overtime game of the season, a 28-25 win at St. Louis, QB **Aaron Brooks** led the Saints 38 yards on four plays in the final minute to set up a game-tying field goal by K **John Carney** to send the contest into OT...**Carney** connected on a 31-yard attempt on the Saints' opening possession of overtime to seal the victory; Nov. 14 - **McAllister** rushes for 127 yards on 16 attempts in 27-20 victory vs. Kansas City...his second-quarter touchdown was his fourth straight game with a TD, the longest streak of his career; Dec. 12 - P **Mitch Berger** wins NFC Special Teams Player of the Week after dropping four punts inside-the-20 in win at Dallas, part of a five-punt, 230-yard performance; Dec. 19 - RB **Aaron Stecker** returns opening kickoff 98 yards against his former team, Tampa Bay...**Stecker** wins NFC Special Teams Player of the Week; Dec. 26 - **Horn** and **Berger** voted to the Pro Bowl; Dec. 26 - WR **Michael Lewis** returned a kickoff 96 yards for a touchdown vs. Atlanta, giving the Saints a comfortable lead in the 26-13 victory...for his efforts, **Lewis** is named NFC Special Teams Player of the Week.

**2005** Jan. 2 - Saints close 2004 season as one of the NFL's hottest teams, notching their fourth straight victory with a 21-18 win at Carolina to finish 8-8...WR **Joe Horn** hauled in a 44-yard touchdown, giving him a then team-record 11 TD grabs on the season...a potential game-tying field goal was blocked by DE **Tony Bryant** with four seconds left...**Bryant** became the fifth Saint to win the NFC Special Teams Player of the Week award on the season, and the fourth straight...also, RB **Deuce McAllister** rushed for 140 yards, giving him 1,074 on the season...he became the first running back in club history to reach the 1,000-yard milestone in three straight years; Aug. 12 - In anticipation of Hurricane Katrina making landfall on the Gulf Coast, the team and operations staff flew to San Jose, Calif. three days early for the final preseason game at Oakland...the team set up operations in a hotel and practiced at San Jose State University in preparation for the preseason finale; Sept. 1 - Following a 13-6 loss to the Raiders, players, coaches and football operations staff flew to San Antonio, Texas, where the club would be forced to conduct their day-to-day business for the 2005 season...the team is soon joined by the club's entire staff; Sept. 8 - Owner **Tom Benson** announced the start of the New Orleans Saints Hurricane Katrina Relief Fund to provide aid and assistance to the people of the entire Gulf South...the fund raised approximately \$1 million to benefit local causes; Sept. 11 - A 47-yard FG by K **John Carney** with three seconds remaining lifted the Saints to a 23-20 victory at Carolina...after the game, the Saints organization gave game balls to the City of New Orleans and to the Gulf Coast...the presentation capped an emotional trip which began with the reading of a letter to the team from New Orleans Mayor Ray Nagin the night before the contest, a standing pregame ovation from the crowd of 72,920 and culminated by Carney's winning kick...the next week, QB **Aaron Brooks** and **Carney** were featured on the cover of *Sports Illustrated*...**Carney**, who successfully connected on all three of his field goal attempts, was named NFC Special Teams Player of the Week...this marked the fifth consecutive week a Saints player received the honor dating to the last four games of 2005, an NFL record...DE **Will Smith** also became the first Saint to force a fumble in five straight games; Sept. 19 - New Orleans falls to the New York Giants, 27-10, in a scheduled home game that was moved to Giants Stadium...this would be the first of three stadiums where the Saints would play a home game in 2005...**McAllister** became the club's all-time rushing leader in the contest; Sept. 25 - The Saints defeat Buffalo, 19-7, before 58,688 fans at the Alamodome in San Antonio, Texas, the team's first home game of the regular season in the location where they practiced; Oct. 30 - The Saints fall to Miami, 21-6, before 61,643 fans at Tiger Stadium in Baton Rouge, a game which marked the team's return to Louisiana...it was the first regular-season NFL contest played at LSU; Dec. 7 - The athletic training staff honored the efforts of the coaches, players and staff in the wake of Hurricane Katrina by selecting the entire organization as the recipient of the 2005 Ed Block Courage Award; Dec. 22 - C **LeCharles Bentley** selected to Pro Bowl; Dec. 30 - **Benson** announces team will return to Louisiana and their Metairie facility in mid-January.

**2006** Jan. 2 - Head Coach **Jim Haslett** is relieved of his duties...the team, led by Executive Vice President/General Manager **Mickey Loomis**, immediately begins a coaching search where several candidates are interviewed; Jan. 17 - The Saints reopened their administrative offices and practice facility in Metairie; Jan. 18 - **Sean Payton** named as the 14th head coach in club history; Feb. 5 - The NFL announces Saints will return to the Superdome



# SAINTS TIMELINE

for their first regular-season home game at the stadium since 2004...it's later announced that they would host the Atlanta Falcons Sept. 25; **March 14** - The Saints agreed to terms with former San Diego QB **Drew Brees** to a five-year contract, the most notable and successful free-agent acquisition in team history...Saints equipment staff selected as Whitey Zimmerman Memorial Award winner for 2005 in a vote by their peers; **April 29** - Saints pick RB **Reggie Bush** second overall in the NFL Draft; **July 27** - Saints open their 2006 training camp at Millsaps College in Jackson, Miss; **Sept. 10** - Saints kick off their 40th regular season and first under **Payton** at Cleveland with a 19-14 victory; **Sept. 25** - In the first contest at the stadium since it was used as a shelter of last resort during Hurricane Katrina, the Saints christened the refurbished Superdome with a 23-3 victory on Monday Night Football...U2 and Green Day performed before the game; **Nov. 19** - **Brees** threw for a club-record 510 yards in a 31-16 loss to Cincinnati at the Superdome; **Dec. 3** - **Bush** tied a team record with four touchdowns (three rushing and one receiving) in a 34-10 win over San Francisco; **Dec. 10** - On the national stage of Sunday Night Football, the Saints improved to 9-4 with a 42-17 win at Dallas. **Brees** threw five TDs; **Dec. 17** - Despite a 16-10 loss to Washington, the Saints clinch their first NFC South title with losses by Atlanta and Carolina. **Dec. 19** - **Brees**, T **Jammal Brown** and DE **Will Smith** are voted to the Pro Bowl as starters...the Saints' coaches would join the threesome as the staff for the NFC squad following the season.

**2007** **Jan. 13** - The Saints defeated Philadelphia, 27-24, in the NFC Divisional Playoffs at the Superdome...RB **Deuce McAllister** rushed for 143 yards and a TD and added a touchdown reception in the second postseason win in club history; **Jan. 21** - In the team's first appearance in the NFC Championship Game, the Saints were defeated at Chicago, 39-14...the Saints sliced the Bears' lead to 16-14 in the second half and trailed by four early in the fourth quarter, but a handful of turnovers and miscues proved to be too much to overcome; **Feb. 2** - After the most memorable year in club history to date, QB **Drew Brees** is voted co-recipient of the NFL Walter Payton Man of the Year Award...it was one of a slew of awards won by Saints personnel following the 2006 season, including **Sean Payton** as a unanimous choice as NFL Coach of the Year and Executive VP/GM **Mickey Loomis** as NFL Executive of the Year by *The Sporting News* and *Pro Football Weekly/PFWA*; **Nov. 4** - **Brees** set a team record with 346 passing yards in the first half of a 41-24 win over Jacksonville and his 445-yard total for the game was then the second-most by a Saints passer; **Dec. 30** - Rookie RB **Pierre Thomas** became the first player in Saints history and just the second rookie in NFL history to pick up 100 yards rushing and receiving in the same game, carrying the ball 20 times for 105 yards and catching 12 passes for 121 yards and a touchdown in his first career start at Chicago against the Bears...**Brees** set an NFL record, which he's most recently broken in 2011, when he closed the finale with 440 completions on the year, besting former Oakland QB Rich Gannon, who had held the mark at 418...**Brees** also broke a number of single-season franchise records, including passing yards, attempts, completions, completion percentage and touchdown passes, and also tied the team record of 60 pass attempts in a game.

**2008** **Feb. 1** - NFL announced that the Saints have been selected to participate in the NFL International Series, scheduling New Orleans to play a home game Oct. 26 against San Diego at Wembley Stadium in London, England; **Feb. 29** - Saints acquired LB **Jonathan Vilma** from the New York Jets for a 2008 fourth-round draft choice and a 2009 conditional choice that would turn out to be a third-round pick; **May 5** - **Tom Benson** announced plans to purchase WVUE-TV FOX 8; **Aug. 31** - With Hurricane Gustav bearing down on New Orleans, the Saints evacuated their football operation to Indianapolis where they would practice for the full week leading up to the opener; **Sept. 7** - Saints return to New Orleans and opened season with a 24-20 victory over Tampa Bay; **Oct. 2** - QB **Drew Brees** named NFC Offensive Player of the Month for September after throwing for 1,343 yards and eight touchdowns in the team's first four games; **Oct. 6** - RB **Reggie Bush** tied an NFL record by returning two punts for touchdowns on Monday Night Football against the Minnesota Vikings, earning NFC Special Teams Player of the Week honors; **Oct. 26** - Playing in their first regular-season game outside the United States, the Saints defeated San Diego 37-32 at London's Wembley Stadium...**Brees** was named NFC Offensive Player of the Week after throwing for 339 yards and three touchdowns; **Dec. 21** - RB **Pierre Thomas** tied a team-record by scoring a touchdown in his sixth consecutive game; **Dec. 28** - **Brees** finished the season with 5,069 passing yards, what were then the second-most in a season in NFL history, trailing only Dan Marino's 5,084 in 1984...he also set new team records with 34 touchdowns and 10 games with 300 or more passing yards.



# SAINTS TIMELINE

**2009** Jan. 6 - QB **Drew Brees** named *Associated Press* Offensive Player of the Year; **Feb. 8** - **Brees** and T **Jammal Brown** play for the NFC in the Pro Bowl; **March 30** - Saints announced the team's training camp would be held at their home practice facility in Metairie, La.; **April 30** - Owner **Tom Benson** and Louisiana Gov. **Bobby Jindal** announced a lease extension that will keep the Saints in New Orleans through 2025 and provide \$85 million to upgrade the Superdome...**Benson** also announced that he will purchase the Dominion Tower and develop a festival plaza outside the stadium; **May 19** - The NFL announced that New Orleans will host Super Bowl XLVII following the 2012 season; **June 19** - **Dennis Lauscha** promoted to executive vice president/CFO; **Sept. 13** - Saints opened their season with a 45-27 victory over the Detroit Lions, their most points ever on kickoff weekend...**Brees** tied a club record with six TD passes and was named NFC Offensive Player of the Week; **Oct. 1** - **Brees** named NFC Offensive Player of the Month for September after leading Saints to 3-0 record and throwing for 1,276 yards and nine TDs; **Oct. 25** - Saints improved to 6-0 with a 46-34 win at Miami, where they rebounded from a 24-3 deficit, tying their biggest comeback in franchise history...K **John Carney** became the fourth player in NFL history to reach 2,000 career points; **Nov. 8** - With their 30-20 win over Carolina, the 8-0 Saints now had the best start in team history; **Nov. 22** - Following their 38-7 win over Tampa Bay to improve their record to 10-0, New Orleans' 10 game winning streak was the longest in franchise history; **Nov. 30** - In a 38-17 Monday night win over New England, where the Saints averaged a club record 9.6 yards per play, **Brees** completed 18-of-23 passes for 371 yards with five touchdowns...his career-high passer rating of 158.3 was only the second perfect rating in club history...**Brees** was named NFC Offensive Player of the Week; **Dec. 19** - After falling 24-17 to Dallas, New Orleans finally had a blemish on its record after a club-record 13 straight victories...**Brees** threw his 121st touchdown pass as a Saint, making him the franchise's all-time record holder and also became only the second NFL quarterback to throw for 4,000 yards in four consecutive seasons; **Dec. 27** - Vs. Tampa Bay, **Brees** completed a club-record 19 straight passes; **Dec. 29** - A club-record seven Saints were named to the Pro Bowl.

**2010** Jan. 16 - Saints defeated Arizona, 45-14, in the NFC Divisional playoff at Superdome...RB **Reggie Bush** scored TDs on a 46-yard run and an 83-yard punt return; **Jan. 24** - Saints defeat Minnesota, 31-28, in an overtime thriller in the NFC Championship game at the Superdome, advancing to the Super Bowl for the first time; **Feb. 6** - LB **Rickey Jackson** voted to the Pro Football Hall of Fame, becoming the first former Saint to have spent the majority of his career with New Orleans to be elected; **Feb. 7** - Saints defeat the Indianapolis Colts, 31-17 in Super Bowl XLIV in Miami Gardens, Fla...the Saints overcame an early 10-point deficit as **Brees** was named the game's MVP as he completed 32-of-39 passes for 288 yards with two touchdown passes and a 114.5 rating, tying the NFL record for completions in a Super Bowl; **June 16** - The entire Saints organization were presented with their Super Bowl XLIV Championship rings at a ceremony at the Roosevelt Hotel in New Orleans; **Sept. 9** - After their Super Bowl XLIV Championship banner was unveiled at home, the Saints defeated the Minnesota Vikings in the 2010 NFL kickoff contest; **Dec. 5** - In the second quarter of a come-from-behind 34-30 win at Cincinnati, **Brees** became the club's all-time passing yardage leader. **Dec. 27** - In a 17-14 Monday night win at Atlanta, New Orleans clinched a playoff berth for the first time in back-to-back seasons since 1991 and 1992.

**2011** Jan 8 - Seattle came back from 10-0 and 17-7 first half deficits to defeat New Orleans, 41-36 at Qwest Field in an NFC Wild Card playoff game; **Jan. 30** - A total of five Saints were chosen for the NFC squad for the Pro Bowl...G **Jahri Evans** was named as a starter for the second consecutive season...QB **Drew Brees**, S **Roman Harper**, G **Carl Nicks** and LB **Jonathan Vilma** also made the trip to Honolulu, with **Vilma** opening the contest with **Evans**; **Apr. 28** - Saints used the 24th overall pick in the NFL Draft to select California DE **Cameron Jordan** and then acquired the 28th pick from the New England Patriots and selected Alabama RB and 2009 Heisman Trophy winner **Mark Ingram**; **Sept. 18** - After losing the NFL kickoff contest at Green Bay, 42-34, the Saints evened their record and won their home opener for the fourth consecutive season as they defeated Chicago, 30-13, with QB **Drew Brees** throwing three TDs and running for another and S **Roman Harper** adding two sacks; **Oct. 4** - Louisiana Governor **Bobby Jindal**, Owner **Tom Benson** and Mercedes-Benz USA announce a 10-year agreement reached between the Saints and Mercedes-Benz USA to rename the club's recently renovated home stadium, the "Mercedes-Benz Superdome;" **Oct. 23** - In a 62-7 primetime, nationally televised victory over Indianapolis in the newly minted Mercedes-Benz Superdome, the Saints' point total set a new club record and was tied for the highest total since the 1970 AFL-NFL merger...in





# SAINTS TIMELINE

addition to the club scoring record, they also set team marks for margin of victory (55), first downs (36) and PATs (8). **Brees** completed 31-of-35 passes for 325 yards with five TD throws and a 144.9 rating; **Nov. 6** - New Orleans' 27-16 win over Tampa Bay marked the start of an eight-game win streak to end the regular season; **Nov. 13** - A key fourth-and-inches stop from the Atlanta 29-yard line by S **Malcolm Jenkins** in overtime at the Georgia Dome gave the Saints the ball back to set up a game-winning field goal by K **John Kasay** to give them a thrilling 26-23 victory; **Nov. 28** - The Saints defeated the eventual Super Bowl Champion New York Giants 49-24 in the Mercedes-Benz Superdome on Monday Night Football, in a contest where **Brees** completed 24-of-38 passes for 363 yards with four touchdowns, one rushing score and a 129.6 rating, becoming the first quarterback in team history with four passing touchdowns and one rushing touchdown in a game; **Dec. 18** - With a 42-20 win at Minnesota, behind 412 yards passing and five TD passes from **Brees**, who set an NFL single-season record with his 11th 300-yard passing game of 2011, New Orleans reached 11 wins for the third straight season for the first time; **Dec. 26** - **Brees** breaks Dan Marino's 27-year old single-season passing record of 5,084 yards when he connects on a nine-yard TD to Sproles...**Brees** captured NFC Offensive Player of the Week for the third time in 2011; **Dec. 27** - **Brees**, T **Jermon Bushrod**, G **Jahri Evans**, TE **Jimmy Graham** and G **Carl Nicks** were named to the Pro Bowl...**Graham** was selected, on the strength of a sophomore season where he set a team receiving record with 99 receptions for 1,310 yards, the second-highest yardage total for a tight end in NFL history, and 11 touchdowns...**Evans** and **Nicks** were selected as starters.

**2012** **Jan. 1** - With a 45-17 win over Carolina in the regular season finale, the Saints improve to 13-3, tying their regular season record for wins and capturing the NFC South title, qualifying for the playoffs for the third season in a row, also tying a team mark... New Orleans accumulated what was a team single-game record 617 total net yards to run their season total to 7,474, surpassing the NFL single-season mark of 7,075 previously held by the 2000 St. Louis Rams...RB **Darren Sproles** sets the league all-purpose yardage total with 2,696 yards...**Brees** ended his record-setting December/January by capturing NFC Offensive Player of the Month, as he finished with a then-NFL-record 5,476 passing yards and 71.2% completion percentage; **Jan. 7** - Saints defeat Detroit 45-28 in NFC Wild Card playoff, as **Brees** completes 33-of-43 passes for 466 yards with three TDs, the second-highest single-game passing yardage total in NFL postseason history; **Feb 4** - T **William Roof**, who played with New Orleans from 1993-2001 and was selected to the Pro Bowl seven times with the club, was voted to the Pro Football Hall of Fame...on the same evening, **Brees** was named the *Associated Press* NFL Offensive Player of the Year; **May 18** - Owner **Tom Benson** and RB **Deuce McAllister** are elected to the Saints Hall of Fame; **May 20** - **Dennis Lauscha** was promoted to team president; **June 15** - **Benson** completes the purchase of the New Orleans Hornets after having been approved by the National Basketball Association's Board of Governors; **July 13** - The club agrees to terms with **Brees** on a five-year contract. **Oct. 7** - **Brees** sets the NFL record on a first quarter 40-yard scoring throw to WR **Devery Henderson** with his 48th consecutive game with a touchdown pass, breaking a mark previously held by Johnny Unitas since 1960...**Brees** is named NFC Offensive Player of the Week...the 31-24 win also marks the franchise's 300th regular season victory; **Nov. 25** - WR **Marques Colston** became the club's all-time recordholder with his 56th touchdown vs. San Francisco...**Colston** would also end the season with 532 receptions, tied for the club's all-time lead with WR **Eric Martin**; **Nov. 29** - **Brees'** streak of consecutive games with a touchdown pass will end at an NFL-record 54 after failing to throw one at Atlanta; **Dec 23** - **Brees** throws for 446 yards, tied for the second-highest total in franchise history, which he reached earlier in the season on September 30 at Green Bay, in leading the Saints to a 34-31 overtime win at Dallas.

**2013** **Jan. 9** - Head Coach **Sean Payton** is signed to a five-year contract extension; **Jan. 27** - QB **Drew Brees**, T **Jermon Bushrod**, G **Jahri Evans** and P **Thomas Morstead** represent the Saints in the Pro Bowl; **Apr. 25** - Saints use the 15th overall pick in the 2013 NFL Draft to select University of Texas S **Kenny Vaccaro**...**Vaccaro** would be a *PFWA* All-Rookie selection as he started all 14 games he appeared in and posted 93 tackles; **Oct. 6** - Saints win at Soldier Field for the first time since 2000, as the Saints defeat the Chicago Bears, 26-18 to improve to 5-0...TE **Jimmy Graham** has his fourth consecutive game with 100 yards receiving for the second time in his career, tying the NFL record for tight ends with consecutive 100-yard games; **Oct. 27** - Saints improve to 6-1 with a 35-17 win over Buffalo at the Mercedes-Benz Superdome...**Brees** completes 26-of-34 passes for 332 yards with five touchdowns as he captures NFC Offensive Player of the Week honors; **Nov. 10** - Saints improve to 7-2 with a 49-17 win over



# SAINTS TIMELINE

Dallas in prime-time at the Mercedes-Benz Superdome as the club sets an NFL record with 40 first downs and had a team-record 625 total net yards...**Brees** completes 34-of-41 passes for 392 yards with four touchdowns as he captures NFC Offensive Player of the Week honors. LB **Rickey Jackson**, QB **Archie Manning** and T **William Roaf** inducted into the club's newly established Ring of Honor; **Nov. 17** - With a 23-20 win on a 31-yard game-winning field goal as time expired against San Francisco, the Saints improve to 8-2; **Nov. 21** - **Graham** ties a club record with his sixth 100-yard receiving game of the season to help lead the Saints to a 17-13 primetime win at the Georgia Dome to improve to 9-2; **Dec. 8** - **Brees** becomes only the fifth player in NFL history to reach 50,000 yards passing as he throws for 313 yards and four touchdowns in helping the Saints defeat the Carolina Panthers in a primetime 31-13 win at the Mercedes-Benz Superdome; **Dec. 27** - **Brees**, G **Jahri Evans**, **Graham**, G **Ben Grubbs** and DE **Cameron Jordan** were named to the Pro Bowl...**Brees** was selected for the seventh time as a Saint, tying him for first place in club record books with **Roaf**; **Dec. 29** - With a 42-17 win over Tampa Bay in the regular season finale, the Saints improve to 11-5, qualifying for the playoffs for the fourth time in five seasons...**Brees** captured NFC Offensive Player of the Week honors for the fourth time of the season as he completed 24-of-31 passes for 381 yards and four touchdowns, one of which went to **Graham**, who finished with a franchise-record 16 touchdown grabs, the second-highest scoring grab total all-time in NFL record books for a tight end.

**2014** **Jan. 4** - Saints defeat Philadelphia 26-24 in NFC Wild Card playoff, as K **Shayne Graham** booted the 32-yard game-winning field goal as time expired to give New Orleans their first road playoff win in franchise history; **Mar. 13** - Club announces that they will split training camp between their practice facility in Metairie, La. and The Greenbrier in White Sulphur Springs, W.V.; **May 8** - Saints trade up to the 20th overall pick in the 2014 NFL Draft to select Oregon State WR **Brandin Cooks**; **Nov. 30** - QB **Drew Brees** tosses for five touchdowns to earn NFC Offensive Player of the Week honors and RB **Mark Ingram** rushes for 122 yards as the Saints defeat the Steelers at Heinz Field 35-32, New Orleans' first win in Pittsburgh since 1987; **Dec. 23** - G **Jahri Evans** and TE **Jimmy Graham** were selected to the Pro Bowl with **Brees** and **Ingram** later added as replacements. It was the franchise-record eighth selection for **Brees** as a Saint, ninth overall.

**2015** **Mar. 8** - Saints agree to terms with RB **Mark Ingram** on a four-year contract; **Mar. 10** - Saints acquire C **Max Unger** and the 31st pick in the 2015 NFL Draft in exchange for TE **Jimmy Graham**; **April 30** - Using two first round draft picks for the first time since 2002, the Saints select Stanford T **Andrus Peat** and Clemson LB **Stephone Anthony** with the 13th and 31st overall selections. **June 2** - Saints sign DE **Cameron Jordan** to a five-year contract extension. **June 15** - Former Saints S **Steve Gleason** selected as the *PFWA's* 2015 George Halas Award winner. **Oct. 4** - In **Brees'** return to the lineup after missing his first game as a professional due to injury (shoulder), he completes 33-of-41 passes for 359 yards and two touchdowns, leading the Saints to a 26-20 overtime victory over the Dallas Cowboys...the win comes on the second play from scrimmage, an 80-yard touchdown throw to RB **C.J. Spiller**, and also marked the first overtime touchdown pass of **Brees'** career... **Brees** is named the NFC Offensive Player of the Week; **Nov. 1** - **Brees** completes 39-of-50 passes for 505 yards, a 131.7 rating and an NFL-record-tying seven touchdown passes as the Saints defeat the New York Giants 52-49...**Brees** becomes only the second player to pass for 500 yards and seven touchdowns in a single game, on his way to being named the NFC Offensive Player of the Week.

**2016** **Jan. 3** - New Orleans wins its season finale in Atlanta 20-17 when K **Kai Forbath** kicks a 30-yard game-winning field goal as time expired, as the Saints swept the Falcons for the sixth time since 2006...the win marked QB **Drew Brees'** 100th career victory (regular season and postseason combined) as the Saints' starting quarterback...Overall, it also marked **Sean Payton's** 93rd win as the New Orleans Saints head coach, tying him for first place in club record books with **Jim Mora** (1986-96). **Jan. 31** - DE **Cameron Jordan** represents the Saints in the Pro Bowl. **April 28** - Using their 50th first round draft choice in franchise history, the Saints select Louisville DT **Sheldon Rankins** with the 12th overall pick.



# SEASON RESULTS (1967-70)

**HOME GAMES IN BOLD CAPS** - All attendance figures from 1990 - present are based on tickets distributed  
**MN** - Monday Night; **SN** - Sunday Night; **TN** - Thursday Night; **FR** - Friday; **SAT** - Saturday; **THUR** - Thursday



## 1967: 3-11 (4th-Capitol)

		<b>Head Coach: Tom Fears</b>			
<b>9/17</b>	<b>LOS ANGELES RAMS</b>	<b>TULANE STADIUM</b>	<b>L</b>	<b>13-27</b>	<b>80,879</b>
<b>9/24</b>	<b>WASHINGTON REDSKINS</b>	<b>TULANE STADIUM</b>	<b>L</b>	<b>10-30</b>	<b>74,937</b>
<b>10/1</b>	<b>CLEVELAND BROWNS</b>	<b>TULANE STADIUM</b>	<b>L</b>	<b>7-42</b>	<b>77,045</b>
10/8	at New York Giants	Yankee Stadium	L	21-27	62,670
10/15	at Dallas Cowboys	Cotton Bowl	L	10-14	64,128
10/22	at San Francisco 49ers	Kezar Stadium	L	13-27	34,285
<b>10/29</b>	<b>PITTSBURGH STEELERS</b>	<b>TULANE STADIUM</b>	<b>L</b>	<b>10-14</b>	<b>68,911</b>
<b>11/5</b>	<b>PHILADELPHIA EAGLES</b>	<b>TULANE STADIUM</b>	<b>W</b>	<b>31-24</b>	<b>59,596</b>
<b>11/12</b>	<b>DALLAS COWBOYS</b>	<b>TULANE STADIUM</b>	<b>L</b>	<b>10-27</b>	<b>83,437</b>
11/19	at Philadelphia Eagles	Franklin Field	L	21-48	60,751
<b>11/26</b>	<b>ATLANTA FALCONS</b>	<b>TULANE STADIUM</b>	<b>W</b>	<b>27-24</b>	<b>83,437</b>
12/3	at St. Louis Cardinals	Busch Stadium	L	20-31	41,171
12/10	at Baltimore Colts	Memorial Stadium	L	10-30	60,238
12/17	at Washington Redskins	D.C. Stadium	W	30-14	50,486
				<b>233-379</b>	<b>901,971</b>

## 1968: 4-9-1 (3rd-Century)

		<b>Head Coach: Tom Fears</b>			
<b>9/15</b>	<b>CLEVELAND BROWNS</b>	<b>TULANE STADIUM</b>	<b>L</b>	<b>10-24</b>	<b>74,215</b>
<b>9/22</b>	<b>WASHINGTON REDSKINS</b>	<b>TULANE STADIUM</b>	<b>W</b>	<b>31-17</b>	<b>65,941</b>
<b>9/29</b>	<b>ST. LOUIS CARDINALS</b>	<b>TULANE STADIUM</b>	<b>L</b>	<b>20-21</b>	<b>79,021</b>
10/6	at New York Giants	Yankee Stadium	L	21-38	60,967
<b>10/13</b>	<b>MINNESOTA VIKINGS</b>	<b>TULANE STADIUM</b>	<b>W</b>	<b>20-17</b>	<b>71,105</b>
10/20	at Pittsburgh Steelers	Pitt Stadium	W	16-12	32,303
10/27	at St. Louis Cardinals	Busch Stadium	L	17-31	45,476
<b>11/3</b>	<b>DALLAS COWBOYS</b>	<b>TULANE STADIUM</b>	<b>L</b>	<b>3-17</b>	<b>84,728</b>
11/10	at Cleveland Browns	Municipal Stadium	L	17-35	71,025
11/17	at Green Bay Packers (Milw.)	Milwaukee County Stadium	L	7-29	49,644
11/24	at Detroit Lions	Tiger Stadium	T	20-20	46,152
<b>12/1</b>	<b>CHICAGO BEARS</b>	<b>TULANE STADIUM</b>	<b>L</b>	<b>17-23</b>	<b>78,285</b>
12/8	at Philadelphia Eagles	Franklin Field	L	17-29	57,128
<b>12/15</b>	<b>PITTSBURGH STEELERS</b>	<b>TULANE STADIUM</b>	<b>W</b>	<b>24-14</b>	<b>66,131</b>
				<b>246-327</b>	<b>882,121</b>

## 1969: 5-9 (3rd-Capitol)

		<b>Head Coach: Tom Fears</b>			
<b>9/21</b>	<b>WASHINGTON REDSKINS</b>	<b>TULANE STADIUM</b>	<b>L</b>	<b>20-26</b>	<b>73,147</b>
<b>9/28</b>	<b>DALLAS COWBOYS</b>	<b>TULANE STADIUM</b>	<b>L</b>	<b>17-21</b>	<b>79,567</b>
10/5	at Los Angeles Rams	L.A. Memorial Coliseum	L	17-36	54,879
<b>10/12</b>	<b>CLEVELAND BROWNS</b>	<b>TULANE STADIUM</b>	<b>L</b>	<b>17-27</b>	<b>71,274</b>
<b>10/19</b>	<b>BALTIMORE COLTS</b>	<b>TULANE STADIUM</b>	<b>L</b>	<b>10-30</b>	<b>80,636</b>
10/26	at Philadelphia Eagles	Franklin Field	L	10-13	60,658
11/2	at St. Louis Cardinals	Busch Stadium	W	51-42	46,718
11/9	at Dallas Cowboys	Cotton Bowl	L	17-33	62,282
11/16	at New York Giants	Yankee Stadium	W	25-24	68,927
<b>11/23</b>	<b>SAN FRANCISCO 49ERS</b>	<b>TULANE STADIUM</b>	<b>W</b>	<b>43-38</b>	<b>71,448</b>
<b>11/30</b>	<b>PHILADELPHIA EAGLES</b>	<b>TULANE STADIUM</b>	<b>W</b>	<b>26-17</b>	<b>72,805</b>
12/7	at Atlanta Falcons	Atlanta Stadium	L	17-45	57,021
12/14	at Washington Redskins	R.F.K. Stadium	L	14-17	50,354
<b>12/21</b>	<b>PITTSBURGH STEELERS</b>	<b>TULANE STADIUM</b>	<b>W</b>	<b>27-24</b>	<b>72,256</b>
				<b>311-393</b>	<b>921,972</b>

## 1970: 2-11-1 (4th-NFC West)

		<b>Head Coaches: Tom Fears (7 games, 1-5-1) &amp; J.D. Roberts (7 games, 1-6-1)</b>			
<b>9/20</b>	<b>ATLANTA FALCONS</b>	<b>TULANE STADIUM</b>	<b>L</b>	<b>3-14</b>	<b>77,042</b>
9/27	at Minnesota Vikings	Metropolitan Stadium	L	0-26	47,900
<b>10/4</b>	<b>NEW YORK GIANTS</b>	<b>TULANE STADIUM</b>	<b>W</b>	<b>14-10</b>	<b>69,126</b>
10/11	at St. Louis Cardinals	Busch Stadium	L	17-24	45,294

HISTORY • RECORDS • ADMINISTRATION • FOOTBALL • OWNERSHIP

# SEASON RESULTS (1970-73)

10/18	at San Francisco 49ers	Kezar Stadium	T	20-20	39,446
10/25	at Atlanta Falcons	Atlanta Stadium	L	14-32	58,850
<b>11/1</b>	<b>LOS ANGELES RAMS</b>	<b>TULANE STADIUM</b>	<b>L</b>	<b>17-30</b>	<b>77,861</b>
<b>11/8</b>	<b>DETROIT LIONS</b>	<b>TULANE STADIUM</b>	<b>W</b>	<b>19-17</b>	<b>66,910</b>
11/15	at Miami Dolphins	Orange Bowl	L	10-21	42,866
<b>11/22</b>	<b>DENVER BRONCOS</b>	<b>TULANE STADIUM</b>	<b>L</b>	<b>6-31</b>	<b>66,837</b>
11/29	at Cincinnati Bengals	Riverfront Stadium	L	6-26	59,342
12/6	at Los Angeles Rams	L.A. Memorial Coliseum	L	16-34	66,410
<b>12/13</b>	<b>SAN FRANCISCO 49ERS</b>	<b>TULANE STADIUM</b>	<b>L</b>	<b>27-38</b>	<b>61,940</b>
<b>12/20</b>	<b>CHICAGO BEARS</b>	<b>TULANE STADIUM</b>	<b>L</b>	<b>3-24</b>	<b>63,518</b>
				<b>172-347</b>	<b>843,342</b>

## 1971: 4-8-2 (4th-NFC West)

		<b>Head Coach: J.D. Roberts</b>			
<b>9/19</b>	<b>LOS ANGELES RAMS</b>	<b>TULANE STADIUM</b>	<b>W</b>	<b>24-20</b>	<b>70,915</b>
<b>9/26</b>	<b>SAN FRANCISCO 49ERS</b>	<b>TULANE STADIUM</b>	<b>L</b>	<b>20-38</b>	<b>81,595</b>
10/3	at Houston Oilers	Astrodome	T	13-13	47,966
10/10	at Chicago Bears	Soldier Field	L	14-35	55,049
<b>10/17</b>	<b>DALLAS COWBOYS</b>	<b>TULANE STADIUM</b>	<b>W</b>	<b>24-14</b>	<b>83,088</b>
10/24	at Atlanta Falcons	Atlanta Stadium	L	6-28	58,850
10/31	at Washington Redskins	R.F.K. Stadium	L	14-24	53,041
<b>11/7</b>	<b>OAKLAND RAIDERS</b>	<b>TULANE STADIUM</b>	<b>T</b>	<b>21-21</b>	<b>83,102</b>
11/14	at San Francisco 49ers	Candlestick Park	W	26-20	45,138
<b>11/21</b>	<b>MINNESOTA VIKINGS</b>	<b>TULANE STADIUM</b>	<b>L</b>	<b>10-23</b>	<b>83,130</b>
11/28	at Green Bay Packers (Milw.)	Milwaukee County Stadium	W	29-21	48,035
12/5	at Los Angeles Rams	L.A. Memorial Coliseum	L	28-45	73,610
<b>12/12</b>	<b>CLEVELAND BROWNS</b>	<b>TULANE STADIUM</b>	<b>L</b>	<b>17-21</b>	<b>72,794</b>
<b>12/19</b>	<b>ATLANTA FALCONS</b>	<b>TULANE STADIUM</b>	<b>L</b>	<b>20-24</b>	<b>75,954</b>
				<b>266-347</b>	<b>932,267</b>

## 1972: 2-11-1 (4th-NFC West)

		<b>Head Coach: J.D. Roberts</b>			
9/17	at Los Angeles Rams	L.A. Memorial Coliseum	L	14-34	66,303
<b>9/25</b>	<b>KANSAS CITY CHIEFS - MN</b>	<b>TULANE STADIUM</b>	<b>L</b>	<b>17-20</b>	<b>70,793</b>
<b>10/1</b>	<b>SAN FRANCISCO 49ERS</b>	<b>TULANE STADIUM</b>	<b>L</b>	<b>2-37</b>	<b>69,840</b>
10/8	at New York Giants	Yankee Stadium	L	21-45	62,507
<b>10/15</b>	<b>ATLANTA FALCONS</b>	<b>TULANE STADIUM</b>	<b>L</b>	<b>14-21</b>	<b>66,294</b>
10/22	at San Francisco 49ers	Candlestick Park	T	20-20	59,167
<b>10/29</b>	<b>PHILADELPHIA EAGLES</b>	<b>TULANE STADIUM</b>	<b>W</b>	<b>21-3</b>	<b>65,664</b>
11/5	at Minnesota Vikings	Metropolitan Stadium	L	6-37	49,784
11/12	at Atlanta Falcons	Atlanta Stadium	L	20-36	58,850
11/19	at Detroit Lions	Tiger Stadium	L	14-27	53,752
<b>11/26</b>	<b>LOS ANGELES RAMS</b>	<b>TULANE STADIUM</b>	<b>W</b>	<b>19-16</b>	<b>64,325</b>
12/3	at New York Jets	Shea Stadium	L	17-18	62,496
<b>12/10</b>	<b>NEW ENGLAND PATRIOTS</b>	<b>TULANE STADIUM</b>	<b>L</b>	<b>10-17</b>	<b>64,889</b>
<b>12/17</b>	<b>GREEN BAY PACKERS</b>	<b>TULANE STADIUM</b>	<b>L</b>	<b>20-30</b>	<b>65,881</b>
				<b>215-361</b>	<b>880,545</b>

## 1973: 5-9 (3rd-NFC West)

		<b>Head Coach: John North</b>			
<b>9/16</b>	<b>ATLANTA FALCONS</b>	<b>TULANE STADIUM</b>	<b>L</b>	<b>7-62</b>	<b>66,428</b>
9/24	at Dallas Cowboys - MN	Texas Stadium	L	3-40	52,715
9/30	at Baltimore Colts	Memorial Stadium	L	10-14	52,293
<b>10/7</b>	<b>CHICAGO BEARS</b>	<b>TULANE STADIUM</b>	<b>W</b>	<b>21-16</b>	<b>56,561</b>
<b>10/14</b>	<b>DETROIT LIONS</b>	<b>TULANE STADIUM</b>	<b>W</b>	<b>20-13</b>	<b>57,810</b>
10/21	at San Francisco 49ers	Candlestick Park	L	0-40	52,881
<b>10/28</b>	<b>WASHINGTON REDSKINS</b>	<b>TULANE STADIUM</b>	<b>W</b>	<b>19-3</b>	<b>66,315</b>
<b>11/4</b>	<b>BUFFALO BILLS</b>	<b>TULANE STADIUM</b>	<b>W</b>	<b>13-0</b>	<b>74,770</b>
11/11	at Los Angeles Rams	L.A. Memorial Coliseum	L	7-29	70,358
11/18	at San Diego Chargers	San Diego Stadium	L	14-17	38,848
<b>11/25</b>	<b>LOS ANGELES RAMS</b>	<b>TULANE STADIUM</b>	<b>L</b>	<b>13-24</b>	<b>67,192</b>
12/2	at Green Bay Packers (Milw.)	Milwaukee County Stadium	L	10-30	46,092
<b>12/9</b>	<b>SAN FRANCISCO 49ERS</b>	<b>TULANE STADIUM</b>	<b>W</b>	<b>16-10</b>	<b>62,490</b>
12/16	at Atlanta Falcons	Atlanta-Fulton County Stadium	L	10-14	34,147
				<b>163-312</b>	<b>794,900</b>



# SEASON RESULTS (1974-77)

## 1974: 5-9 (3rd-NFC West)

<b>9/15</b>	<b>SAN FRANCISCO 49ERS</b>	<b>Head Coach: John North</b>	<b>L</b>	<b>13-17</b>	<b>65,071</b>
9/22	at Los Angeles Rams	<b>TULANE STADIUM</b>	L	0-24	64,178
<b>9/29</b>	<b>ATLANTA FALCONS</b>	<b>TULANE STADIUM</b>	<b>W</b>	<b>14-13</b>	<b>62,273</b>
10/6	at Chicago Bears	Soldier Field	L	10-24	45,818
10/13	at Denver Broncos	Mile High Stadium	L	17-33	51,881
10/20	at Atlanta Falcons	Atlanta Stadium	W	13-3	47,217
<b>10/27</b>	<b>PHILADELPHIA EAGLES</b>	<b>TULANE STADIUM</b>	<b>W</b>	<b>14-10</b>	<b>64,257</b>
11/3	at Detroit Lions	Tiger Stadium	L	14-19	43,256
<b>11/10</b>	<b>MIAMI DOLPHINS</b>	<b>TULANE STADIUM</b>	<b>L</b>	<b>0-21</b>	<b>74,289</b>
<b>11/17</b>	<b>LOS ANGELES RAMS</b>	<b>TULANE STADIUM</b>	<b>W</b>	<b>20-7</b>	<b>57,287</b>
<b>11/25</b>	<b>PITTSBURGH STEELERS - MN</b>	<b>TULANE STADIUM</b>	<b>W</b>	<b>7-28</b>	<b>71,907</b>
12/1	at Minnesota Vikings	Metropolitan Stadium	L	9-29	44,202
<b>12/8</b>	<b>ST. LOUIS CARDINALS</b>	<b>TULANE STADIUM</b>	<b>W</b>	<b>14-0</b>	<b>57,152</b>
12/15	at San Francisco 49ers	Candlestick Park	L	21-35	40,418
				<b>166-263</b>	<b>789,156</b>

## 1975: 2-12 (4th-NFC West)

	<b>Head Coaches: John North (6 games, 1-5) &amp; Ernie Hefferte (8 games, 1-7)</b>				
9/21	at Washington Redskins	R.F.K. Stadium	L	3-41	54,414
<b>9/28</b>	<b>CINCINNATI BENGALS</b>	<b>LOUISIANA SUPERDOME</b>	<b>L</b>	<b>0-21</b>	<b>52,531</b>
10/5	at Atlanta Falcons	Atlanta Stadium	L	7-14	29,444
<b>10/12</b>	<b>GREEN BAY PACKERS</b>	<b>LOUISIANA SUPERDOME</b>	<b>W</b>	<b>20-19</b>	<b>51,371</b>
10/19	at San Francisco 49ers	Candlestick Park	L	21-35	39,990
10/26	at Los Angeles Rams	L.A. Memorial Coliseum	L	14-38	54,723
<b>11/2</b>	<b>ATLANTA FALCONS</b>	<b>LOUISIANA SUPERDOME</b>	<b>W</b>	<b>23-7</b>	<b>49,342</b>
11/9	at Oakland Raiders	Oakland Coliseum	L	10-48	51,267
<b>11/16</b>	<b>MINNESOTA VIKINGS</b>	<b>LOUISIANA SUPERDOME</b>	<b>L</b>	<b>7-20</b>	<b>52,765</b>
<b>11/23</b>	<b>SAN FRANCISCO 49ERS</b>	<b>LOUISIANA SUPERDOME</b>	<b>L</b>	<b>6-16</b>	<b>40,328</b>
11/30	at Cleveland Browns	Municipal Stadium	L	16-17	44,753
<b>12/7</b>	<b>LOS ANGELES RAMS</b>	<b>LOUISIANA SUPERDOME</b>	<b>L</b>	<b>7-14</b>	<b>39,358</b>
12/14	at New York Giants	Shea Stadium	L	14-28	40,150
<b>12/21</b>	<b>CHICAGO BEARS</b>	<b>LOUISIANA SUPERDOME</b>	<b>L</b>	<b>17-42</b>	<b>33,371</b>
				<b>165-360</b>	<b>633,807</b>

## 1976: 4-10 (3rd-NFC West)

	<b>HEAD COACH: Hank Stram</b>				
<b>9/12</b>	<b>MINNESOTA VIKINGS</b>	<b>LOUISIANA SUPERDOME</b>	<b>L</b>	<b>9-40</b>	<b>58,156</b>
<b>9/19</b>	<b>DALLAS COWBOYS</b>	<b>LOUISIANA SUPERDOME</b>	<b>L</b>	<b>6-24</b>	<b>61,413</b>
9/26	at Kansas City Chiefs	Arrowhead Stadium	W	27-17	53,918
<b>10/3</b>	<b>HOUSTON OILERS</b>	<b>LOUISIANA SUPERDOME</b>	<b>L</b>	<b>26-31</b>	<b>51,973</b>
<b>10/10</b>	<b>ATLANTA FALCONS</b>	<b>LOUISIANA SUPERDOME</b>	<b>W</b>	<b>30-0</b>	<b>51,521</b>
10/17	at San Francisco 49ers	Candlestick Park	L	3-33	43,160
<b>10/24</b>	<b>LOS ANGELES RAMS</b>	<b>LOUISIANA SUPERDOME</b>	<b>L</b>	<b>10-16</b>	<b>51,984</b>
10/31	at Atlanta Falcons	Atlanta-Fulton County Stadium	L	20-23	34,127
11/7	at Green Bay Packers (Milw.)	Milwaukee County Stadium	L	27-32	52,936
<b>11/14</b>	<b>DETROIT LIONS</b>	<b>LOUISIANA SUPERDOME</b>	<b>W</b>	<b>17-16</b>	<b>42,048</b>
11/21	at Seattle Seahawks	Kingdome	W	51-27	61,865
11/28	at Los Angeles Rams	L.A. Memorial Coliseum	L	14-33	54,906
12/5	at New England Patriots	Schaefer Stadium	L	6-27	53,592
<b>12/12</b>	<b>SAN FRANCISCO 49ERS</b>	<b>LOUISIANA SUPERDOME</b>	<b>L</b>	<b>7-27</b>	<b>42,536</b>
				<b>253-346</b>	<b>714,135</b>

## 1977: 3-11 (4th-NFC West)

	<b>Head Coach: Hank Stram</b>				
<b>9/18</b>	<b>GREEN BAY PACKERS</b>	<b>LOUISIANA SUPERDOME</b>	<b>L</b>	<b>20-24</b>	<b>56,250</b>
9/25	at Detroit Lions	Silverdome	L	19-23	51,548
10/2	at Chicago Bears	Soldier Field	W	42-24	51,488
<b>10/9</b>	<b>SAN DIEGO CHARGERS</b>	<b>LOUISIANA SUPERDOME</b>	<b>L</b>	<b>0-14</b>	<b>53,942</b>
10/16	at Los Angeles Rams	L.A. Memorial Coliseum	L	7-14	46,045
10/23	at St. Louis Cardinals	Busch Stadium	L	31-49	48,417
<b>10/30</b>	<b>LOS ANGELES RAMS</b>	<b>LOUISIANA SUPERDOME</b>	<b>W</b>	<b>27-26</b>	<b>59,023</b>



# SEASON RESULTS (1977-80)

11/6	at Philadelphia Eagles	Veterans Stadium	L	7-28	53,482
<b>11/13</b>	<b>SAN FRANCISCO 49ERS</b>	<b>LOUISIANA SUPERDOME</b>	<b>L</b>	<b>7-10 OT</b>	<b>41,564</b>
<b>11/20</b>	<b>ATLANTA FALCONS</b>	<b>LOUISIANA SUPERDOME</b>	<b>W</b>	<b>21-20</b>	<b>43,135</b>
11/27	at San Francisco 49ers	Candlestick Park	L	17-20	33,702
<b>12/4</b>	<b>NEW YORK JETS</b>	<b>LOUISIANA SUPERDOME</b>	<b>L</b>	<b>13-16</b>	<b>40,464</b>
<b>12/11</b>	<b>TAMPA BAY BUCCANEERS</b>	<b>LOUISIANA SUPERDOME</b>	<b>L</b>	<b>14-33</b>	<b>40,124</b>
12/18	at Atlanta Falcons	Atlanta-Fulton County Stadium	L	7-35	36,895
				<b>232-336</b>	<b>656,079</b>

## 1978: 7-9 (3rd-NFC West)

		<b>Head Coach: Dick Nolan</b>			
<b>9/3</b>	<b>MINNESOTA VIKINGS</b>	<b>LOUISIANA SUPERDOME</b>	<b>W</b>	<b>31-24</b>	<b>54,187</b>
9/10	at Green Bay Packers (Milw.)	Milwaukee County Stadium	L	17-28	54,336
<b>9/17</b>	<b>PHILADELPHIA EAGLES</b>	<b>LOUISIANA SUPERDOME</b>	<b>L</b>	<b>17-24</b>	<b>49,242</b>
9/24	at Cincinnati Bengals	Riverfront Stadium	W	20-18	40,455
<b>10/1</b>	<b>LOS ANGELES RAMS</b>	<b>LOUISIANA SUPERDOME</b>	<b>L</b>	<b>20-26</b>	<b>61,659</b>
<b>10/8</b>	<b>CLEVELAND BROWNS</b>	<b>LOUISIANA SUPERDOME</b>	<b>L</b>	<b>16-24</b>	<b>50,158</b>
10/15	at San Francisco 49ers	Candlestick Park	W	14-7	37,671
10/22	at Los Angeles Rams	L.A. Memorial Coliseum	W	10-3	47,574
<b>10/29</b>	<b>NEW YORK GIANTS</b>	<b>LOUISIANA SUPERDOME</b>	<b>W</b>	<b>28-17</b>	<b>58,807</b>
11/5	at Pittsburgh Steelers	Three Rivers Stadium	L	14-20	48,526
<b>11/12</b>	<b>ATLANTA FALCONS</b>	<b>LOUISIANA SUPERDOME</b>	<b>L</b>	<b>17-20</b>	<b>70,323</b>
11/19	at Dallas Cowboys	Texas Stadium	L	7-27	57,920
11/26	at Atlanta Falcons	Atlanta-Fulton County Stadium	L	17-20	55,521
<b>12/3</b>	<b>SAN FRANCISCO 49ERS</b>	<b>LOUISIANA SUPERDOME</b>	<b>W</b>	<b>24-13</b>	<b>50,068</b>
<b>12/10</b>	<b>HOUSTON OILERS</b>	<b>LOUISIANA SUPERDOME</b>	<b>L</b>	<b>12-17</b>	<b>63,169</b>
12/17	at Tampa Bay Buccaneers	Tampa Stadium	W	17-10	51,207
				<b>281-298</b>	<b>850,823</b>

## 1979: 8-8 (2nd-NFC West)

		<b>Head Coach: Dick Nolan</b>			
<b>9/2</b>	<b>ATLANTA FALCONS</b>	<b>LOUISIANA SUPERDOME</b>	<b>L</b>	<b>34-40 OT</b>	<b>70,940</b>
9/9	at Green Bay Packers (Milw.)	Milwaukee County Stadium	L	19-28	53,184
<b>9/16</b>	<b>PHILADELPHIA EAGLES</b>	<b>LOUISIANA SUPERDOME</b>	<b>L</b>	<b>14-26</b>	<b>54,212</b>
9/23	at San Francisco 49ers	Candlestick Park	W	30-21	39,727
<b>9/30</b>	<b>NEW YORK GIANTS</b>	<b>LOUISIANA SUPERDOME</b>	<b>W</b>	<b>24-14</b>	<b>51,543</b>
<b>10/7</b>	<b>LOS ANGELES RAMS</b>	<b>LOUISIANA SUPERDOME</b>	<b>L</b>	<b>17-35</b>	<b>68,986</b>
10/14	at Tampa Bay Buccaneers	Tampa Stadium	W	42-14	67,640
<b>10/21</b>	<b>DETROIT LIONS</b>	<b>LOUISIANA SUPERDOME</b>	<b>W</b>	<b>17-7</b>	<b>57,428</b>
10/28	at Washington Redskins	R.F.K. Stadium	W	14-10	52,133
11/4	at Denver Broncos	Mile High Stadium	L	3-10	74,482
<b>11/11</b>	<b>SAN FRANCISCO 49ERS</b>	<b>LOUISIANA SUPERDOME</b>	<b>W</b>	<b>31-20</b>	<b>65,551</b>
11/18	at Seattle Seahawks	Kingdome	L	24-38	60,055
11/25	at Atlanta Falcons	Atlanta-Fulton County Stadium	W	37-6	42,815
<b>12/3</b>	<b>OAKLAND RAIDERS - MN</b>	<b>LOUISIANA SUPERDOME</b>	<b>L</b>	<b>35-42</b>	<b>65,541</b>
<b>12/9</b>	<b>SAN DIEGO CHARGERS</b>	<b>LOUISIANA SUPERDOME</b>	<b>L</b>	<b>0-35</b>	<b>61,059</b>
12/16	at Los Angeles Rams	L.A. Memorial Coliseum	W	29-14	53,879
				<b>370-360</b>	<b>939,175</b>

## 1980: 1-15 (4th-NFC West)

		<b>Head Coaches: Dick Nolan (12 games, 0-12) &amp; Dick Stanfel (4 games, 1-3)</b>			
<b>9/7</b>	<b>SAN FRANCISCO 49ERS</b>	<b>LOUISIANA SUPERDOME</b>	<b>L</b>	<b>23-26</b>	<b>58,621</b>
9/14	at Chicago Bears	Soldier Field	L	3-22	62,523
<b>9/21</b>	<b>BUFFALO BILLS</b>	<b>LOUISIANA SUPERDOME</b>	<b>L</b>	<b>26-35</b>	<b>51,154</b>
9/28	at Miami Dolphins	Orange Bowl	L	16-21	40,946
<b>10/5</b>	<b>ST. LOUIS CARDINALS</b>	<b>LOUISIANA SUPERDOME</b>	<b>L</b>	<b>7-40</b>	<b>45,388</b>
10/12	at Detroit Lions	Silverdome	L	13-24	78,147
<b>10/19</b>	<b>ATLANTA FALCONS</b>	<b>LOUISIANA SUPERDOME</b>	<b>L</b>	<b>14-41</b>	<b>62,651</b>
10/26	at Washington Redskins	R.F.K. Stadium	L	14-22	51,375
11/2	at Los Angeles Rams	Anaheim Stadium	L	31-45	59,909
<b>11/9</b>	<b>PHILADELPHIA EAGLES</b>	<b>LOUISIANA SUPERDOME</b>	<b>L</b>	<b>21-34</b>	<b>44,340</b>
11/16	at Atlanta Falcons	Atlanta-Fulton County Stadium	L	13-31	53,871
<b>11/24</b>	<b>LOS ANGELES RAMS - MN</b>	<b>LOUISIANA SUPERDOME</b>	<b>L</b>	<b>7-27</b>	<b>53,488</b>
<b>11/30</b>	<b>MINNESOTA VIKINGS</b>	<b>LOUISIANA SUPERDOME</b>	<b>L</b>	<b>20-23</b>	<b>30,936</b>



# SEASON RESULTS (1980-84)

12/7	at San Francisco 49ers	Candlestick Park	L	35-38 OT	37,949
12/14	at New York Jets	Shea Stadium	W	21-20	38,077
<b>12/21</b>	<b>NEW ENGLAND PATRIOTS</b>	<b>LOUISIANA SUPERDOME</b>	<b>L</b>	<b>27-38</b>	<b>38,277</b>
				<b>291-487</b>	<b>807,652</b>

## 1981: 4-12 (4th-NFC West)

9/6	at Atlanta Falcons	Atlanta-Fulton County Stadium	L	0-27	57,406
<b>9/13</b>	<b>LOS ANGELES RAMS</b>	<b>LOUISIANA SUPERDOME</b>	<b>W</b>	<b>23-17</b>	<b>62,063</b>
9/20	at New York Giants	Giants Stadium	L	7-20	69,814
9/27	at San Francisco 49ers	Candlestick Park	L	14-21	44,433
<b>10/4</b>	<b>PITTSBURGH STEELERS</b>	<b>LOUISIANA SUPERDOME</b>	<b>L</b>	<b>6-20</b>	<b>64,578</b>
<b>10/11</b>	<b>PHILADELPHIA EAGLES</b>	<b>LOUISIANA SUPERDOME</b>	<b>L</b>	<b>14-31</b>	<b>52,728</b>
10/18	at Cleveland Browns	Municipal Stadium	L	17-20	76,059
<b>10/25</b>	<b>CINCINNATI BENGALS</b>	<b>LOUISIANA SUPERDOME</b>	<b>W</b>	<b>17-7</b>	<b>46,336</b>
<b>11/1</b>	<b>ATLANTA FALCONS</b>	<b>LOUISIANA SUPERDOME</b>	<b>L</b>	<b>10-41</b>	<b>63,637</b>
11/8	at Los Angeles Rams	Anaheim Stadium	W	21-13	61,068
11/15	at Minnesota Vikings	Metropolitan Stadium	L	10-20	45,215
11/22	at Houston Oilers	Astrodome	W	27-24	49,581
<b>11/29</b>	<b>TAMPA BAY BUCCANEERS</b>	<b>LOUISIANA SUPERDOME</b>	<b>L</b>	<b>14-31</b>	<b>62,209</b>
12/6	at St. Louis Cardinals	Busch Stadium	L	3-30	46,923
<b>12/13</b>	<b>GREEN BAY PACKERS</b>	<b>LOUISIANA SUPERDOME</b>	<b>L</b>	<b>7-35</b>	<b>45,518</b>
<b>12/20</b>	<b>SAN FRANCISCO 49ERS</b>	<b>LOUISIANA SUPERDOME</b>	<b>L</b>	<b>17-21</b>	<b>43,639</b>
				<b>207-378</b>	<b>891,207</b>

## 1982: 4-5 (2nd-NFC West: unofficial due to strike)

<b>9/12</b>	<b>ST. LOUIS CARDINALS</b>	<b>LOUISIANA SUPERDOME</b>	<b>L</b>	<b>7-21</b>	<b>58,673</b>
9/19	at Chicago Bears	Soldier Field	W	10-0	56,600
<b>11/21</b>	<b>KANSAS CITY CHIEFS</b>	<b>LOUISIANA SUPERDOME</b>	<b>W</b>	<b>27-17</b>	<b>39,341</b>
11/28	at San Francisco 49ers	Candlestick Park	W	23-20	51,611
<b>12/5</b>	<b>TAMPA BAY BUCCANEERS</b>	<b>LOUISIANA SUPERDOME</b>	<b>L</b>	<b>10-13</b>	<b>61,709</b>
12/12	at Atlanta Falcons	Atlanta-Fulton County Stadium	L	0-35	39,535
12/19	at Dallas Cowboys	Texas Stadium	L	7-21	64,506
<b>12/26</b>	<b>WASHINGTON REDSKINS</b>	<b>LOUISIANA SUPERDOME</b>	<b>L</b>	<b>10-27</b>	<b>48,667</b>
<b>1/2</b>	<b>ATLANTA FALCONS</b>	<b>LOUISIANA SUPERDOME</b>	<b>W</b>	<b>35-6</b>	<b>47,336</b>
				<b>129-160</b>	<b>467,978</b>

## 1983: 8-8 (3rd-NFC West)

<b>9/4</b>	<b>ST. LOUIS CARDINALS</b>	<b>LOUISIANA SUPERDOME</b>	<b>W</b>	<b>28-17</b>	<b>60,430</b>
9/11	at Los Angeles Rams	Anaheim Stadium	L	27-30	45,572
<b>9/18</b>	<b>CHICAGO BEARS</b>	<b>LOUISIANA SUPERDOME</b>	<b>W</b>	<b>34-31 OT</b>	<b>64,692</b>
9/25	at Dallas Cowboys	Texas Stadium	L	20-21	62,136
<b>10/2</b>	<b>MIAMI DOLPHINS</b>	<b>LOUISIANA SUPERDOME</b>	<b>W</b>	<b>17-7</b>	<b>66,489</b>
10/9	at Atlanta Falcons	Atlanta-Fulton County Stadium	W	19-17	51,654
<b>10/16</b>	<b>SAN FRANCISCO 49ERS</b>	<b>LOUISIANA SUPERDOME</b>	<b>L</b>	<b>13-32</b>	<b>68,154</b>
10/23	at Tampa Bay Buccaneers	Tampa Stadium	W	24-21	48,242
10/30	at Buffalo Bills	Rich Stadium	L	21-27	49,413
<b>11/6</b>	<b>ATLANTA FALCONS</b>	<b>LOUISIANA SUPERDOME</b>	<b>W</b>	<b>27-10</b>	<b>67,062</b>
11/13	at San Francisco 49ers	Candlestick Park	L	0-27	40,022
<b>11/21</b>	<b>NEW YORK JETS - MN</b>	<b>LOUISIANA SUPERDOME</b>	<b>L</b>	<b>28-31</b>	<b>68,606</b>
<b>11/27</b>	<b>MINNESOTA VIKINGS</b>	<b>LOUISIANA SUPERDOME</b>	<b>W</b>	<b>17-16</b>	<b>59,502</b>
12/4	at New England Patriots	Sullivan Stadium	L	0-7	24,579
12/11	at Philadelphia Eagles	Veterans Stadium	W	20-17 OT	45,182
<b>12/18</b>	<b>LOS ANGELES RAMS</b>	<b>LOUISIANA SUPERDOME</b>	<b>L</b>	<b>24-26</b>	<b>70,148</b>
				<b>319-337</b>	<b>891,883</b>

## 1984: 7-9 (3rd-NFC West)

<b>9/2</b>	<b>ATLANTA FALCONS</b>	<b>LOUISIANA SUPERDOME</b>	<b>L</b>	<b>28-36</b>	<b>66,652</b>
<b>9/9</b>	<b>TAMPA BAY BUCCANEERS</b>	<b>LOUISIANA SUPERDOME</b>	<b>W</b>	<b>17-13</b>	<b>54,686</b>



# SEASON RESULTS (1984-87)

9/16	at San Francisco 49ers	Candlestick Park	L	20-30	57,611
9/23	<b>ST. LOUIS CARDINALS</b>	<b>LOUISIANA SUPERDOME</b>	<b>W</b>	<b>34-24</b>	<b>58,723</b>
9/30	at Houston Oilers	Astrodome	W	27-10	43,108
10/7	at Chicago Bears	Soldier Field	L	7-20	53,752
10/14	<b>LOS ANGELES RAMS</b>	<b>LOUISIANA SUPERDOME</b>	<b>L</b>	<b>10-28</b>	<b>63,161</b>
10/21	at Dallas Cowboys - SN	Texas Stadium	L	27-30 OT	50,966
10/28	at Cleveland Browns	Municipal Stadium	W	16-14	52,849
11/4	<b>GREEN BAY PACKERS</b>	<b>LOUISIANA SUPERDOME</b>	<b>L</b>	<b>13-23</b>	<b>57,426</b>
11/11	at Atlanta Falcons	Atlanta-Fulton County Stadium	W	17-13	40,590
11/19	<b>PITTSBURGH STEELERS - MN</b>	<b>LOUISIANA SUPERDOME</b>	<b>W</b>	<b>27-24</b>	<b>66,005</b>
11/25	<b>SAN FRANCISCO 49ERS</b>	<b>LOUISIANA SUPERDOME</b>	<b>L</b>	<b>3-35</b>	<b>65,117</b>
12/2	at Los Angeles Rams	Anaheim Stadium	L	21-34	49,348
12/9	<b>CINCINNATI BENGALS</b>	<b>LOUISIANA SUPERDOME</b>	<b>L</b>	<b>21-24</b>	<b>40,855</b>
12/15	at New York Giants	Giants Stadium	W	10-3	63,739
				<b>298-361</b>	<b>884,588</b>

## 1985: 5-11 (3rd-NFC West)

Head Coaches: Bum Phillips (12 games, 4-8) & Wade Phillips (4 games, 1-3)

9/8	<b>KANSAS CITY CHIEFS</b>	<b>LOUISIANA SUPERDOME</b>	<b>L</b>	<b>27-47</b>	<b>57,760</b>
9/15	at Denver Broncos	Mile High Stadium	L	23-34	74,488
9/22	<b>TAMPA BAY BUCCANEERS</b>	<b>LOUISIANA SUPERDOME</b>	<b>W</b>	<b>20-13</b>	<b>45,320</b>
9/29	at San Francisco 49ers	Candlestick Park	W	20-17	58,053
10/6	<b>PHILADELPHIA EAGLES</b>	<b>LOUISIANA SUPERDOME</b>	<b>W</b>	<b>23-21</b>	<b>56,364</b>
10/13	at Los Angeles Raiders	L.A. Memorial Coliseum	L	13-23	48,152
10/20	at Atlanta Falcons	Atlanta-Fulton County Stadium	L	24-31	44,784
10/27	<b>NEW YORK GIANTS</b>	<b>LOUISIANA SUPERDOME</b>	<b>L</b>	<b>13-21</b>	<b>54,082</b>
11/3	at Los Angeles Rams	Anaheim Stadium	L	10-28	49,030
11/10	<b>SEATTLE SEAHAWKS</b>	<b>LOUISIANA SUPERDOME</b>	<b>L</b>	<b>3-27</b>	<b>47,365</b>
11/17	at Green Bay Packers (Milw.)	Milwaukee County Stadium	L	14-38	52,104
11/24	at Minnesota Vikings	Metrodome	W	30-23	54,117
12/1	<b>LOS ANGELES RAMS</b>	<b>LOUISIANA SUPERDOME</b>	<b>W</b>	<b>29-3</b>	<b>44,122</b>
12/8	at St. Louis Cardinals	Busch Stadium	L	16-28	29,527
12/15	<b>SAN FRANCISCO 49ERS</b>	<b>LOUISIANA SUPERDOME</b>	<b>L</b>	<b>19-31</b>	<b>46,065</b>
12/22	<b>ATLANTA FALCONS</b>	<b>LOUISIANA SUPERDOME</b>	<b>L</b>	<b>10-16</b>	<b>37,717</b>
				<b>294-401</b>	<b>799,410</b>

## 1986: 7-9 (4th-NFC West)

Head Coach: Jim Mora

9/7	<b>ATLANTA FALCONS</b>	<b>LOUISIANA SUPERDOME</b>	<b>L</b>	<b>10-31</b>	<b>67,950</b>
9/14	<b>GREEN BAY PACKERS</b>	<b>LOUISIANA SUPERDOME</b>	<b>W</b>	<b>24-10</b>	<b>46,383</b>
9/21	at San Francisco 49ers	Candlestick Park	L	17-26	58,297
9/28	at New York Giants	Giants Stadium	L	17-20	72,769
10/5	<b>WASHINGTON REDSKINS</b>	<b>LOUISIANA SUPERDOME</b>	<b>L</b>	<b>6-14</b>	<b>57,378</b>
10/12	at Indianapolis Colts	Hoosier Dome	W	17-14	53,512
10/19	<b>TAMPA BAY BUCCANEERS</b>	<b>LOUISIANA SUPERDOME</b>	<b>W</b>	<b>38-7</b>	<b>43,355</b>
10/26	at New York Jets	Giants Stadium	L	23-28	44,246
11/2	<b>SAN FRANCISCO 49ERS</b>	<b>LOUISIANA SUPERDOME</b>	<b>W</b>	<b>23-10</b>	<b>53,234</b>
11/9	<b>LOS ANGELES RAMS</b>	<b>LOUISIANA SUPERDOME</b>	<b>W</b>	<b>6-0</b>	<b>62,352</b>
11/16	at St. Louis Cardinals	Busch Stadium	W	16-7	32,069
11/23	at Los Angeles Rams	Anaheim Stadium	L	13-26	58,600
11/30	<b>NEW ENGLAND PATRIOTS</b>	<b>LOUISIANA SUPERDOME</b>	<b>L</b>	<b>20-21</b>	<b>58,259</b>
12/7	<b>MIAMI DOLPHINS</b>	<b>LOUISIANA SUPERDOME</b>	<b>L</b>	<b>27-31</b>	<b>64,761</b>
12/14	at Atlanta Falcons	Atlanta-Fulton County Stadium	W	14-9	39,994
12/21	at Minnesota Vikings	Metrodome	L	17-33	51,209
				<b>288-287</b>	<b>864,368</b>

## 1987: 12-3 (2nd-NFC West)

Head Coach: Jim Mora

9/13	<b>CLEVELAND BROWNS</b>	<b>LOUISIANA SUPERDOME</b>	<b>W</b>	<b>28-21</b>	<b>59,900</b>
9/20	at Philadelphia Eagles	Veterans Stadium	L	17-27	57,485
10/4	<b>LOS ANGELES RAMS</b>	<b>LOUISIANA SUPERDOME</b>	<b>W</b>	<b>37-10</b>	<b>29,745</b>
10/11	at St. Louis Cardinals	Busch Stadium	L	19-24	11,795
10/18	at Chicago Bears	Soldier Field	W	19-17	46,813
10/25	<b>SAN FRANCISCO 49ERS</b>	<b>LOUISIANA SUPERDOME</b>	<b>L</b>	<b>22-24</b>	<b>60,497</b>
11/1	at Atlanta Falcons	Atlanta-Fulton County Stadium	W	38-0	42,196





# SEASON RESULTS (1987-90)

11/8	at Los Angeles Rams	Anaheim Stadium	W	31-14	43,379
11/15	at San Francisco 49ers	Candlestick Park	W	26-24	60,436
<b>11/22</b>	<b>NEW YORK GIANTS</b>	<b>LOUISIANA SUPERDOME</b>	<b>W</b>	<b>23-14</b>	<b>67,639</b>
11/29	at Pittsburgh Steelers	Three Rivers Stadium	W	20-16	47,896
<b>12/6</b>	<b>TAMPA BAY BUCCANEERS</b>	<b>LOUISIANA SUPERDOME</b>	<b>W</b>	<b>44-34</b>	<b>66,471</b>
<b>12/13</b>	<b>HOUSTON OILERS</b>	<b>LOUISIANA SUPERDOME</b>	<b>W</b>	<b>24-10</b>	<b>68,257</b>
12/20	at Cincinnati Bengals	Riverfront Stadium	W	41-24	43,424
<b>12/27</b>	<b>GREEN BAY PACKERS</b>	<b>LOUISIANA SUPERDOME</b>	<b>W</b>	<b>33-24</b>	<b>68,364</b>
				<b>422-283</b>	<b>774,297</b>
<b>1/3</b>	<b>MINNESOTA VIKINGS</b>	<b>NFC Wild Card Playoff</b> <b>LOUISIANA SUPERDOME</b>	<b>L</b>	<b>10-44</b>	<b>68,127</b>

## 1988: 10-6 (3rd-NFC West)

		<b>Head Coach: Jim Mora</b>			
<b>9/4</b>	<b>SAN FRANCISCO 49ERS</b>	<b>LOUISIANA SUPERDOME</b>	<b>L</b>	<b>33-34</b>	<b>66,357</b>
9/11	at Atlanta Falcons	Atlanta-Fulton County Stadium	W	29-21	48,901
9/18	at Detroit Lions	Silverdome	W	22-14	32,943
<b>9/25</b>	<b>TAMPA BAY BUCCANEERS</b>	<b>LOUISIANA SUPERDOME</b>	<b>W</b>	<b>13-9</b>	<b>66,671</b>
<b>10/3</b>	<b>DALLAS COWBOYS - MN</b>	<b>LOUISIANA SUPERDOME</b>	<b>W</b>	<b>20-17</b>	<b>68,474</b>
10/9	at San Diego Chargers	Jack Murphy Stadium	W	23-17	42,693
10/16	at Seattle Seahawks	Kingdome	W	20-19	63,569
<b>10/23</b>	<b>LOS ANGELES RAIDERS</b>	<b>LOUISIANA SUPERDOME</b>	<b>W</b>	<b>20-6</b>	<b>66,249</b>
<b>10/30</b>	<b>LOS ANGELES RAMS</b>	<b>LOUISIANA SUPERDOME</b>	<b>L</b>	<b>10-12</b>	<b>68,238</b>
11/6	at Washington Redskins	R.F.K. Stadium	L	24-27	54,183
11/13	at Los Angeles Rams	Anaheim Stadium	W	14-10	63,305
<b>11/20</b>	<b>DENVER BRONCOS</b>	<b>LOUISIANA SUPERDOME</b>	<b>W</b>	<b>42-0</b>	<b>68,075</b>
<b>11/27</b>	<b>NEW YORK GIANTS - SN</b>	<b>LOUISIANA SUPERDOME</b>	<b>L</b>	<b>12-13</b>	<b>66,526</b>
12/4	at Minnesota Vikings	Metrodome	L	3-45	61,215
12/11	at San Francisco 49ers	Candlestick Park	L	17-30	62,977
<b>12/18</b>	<b>ATLANTA FALCONS</b>	<b>LOUISIANA SUPERDOME</b>	<b>W</b>	<b>10-9</b>	<b>60,566</b>
				<b>312-283</b>	<b>960,942</b>

## 1989: 9-7 (3rd-NFC West)

		<b>Head Coach: Jim Mora</b>			
<b>9/10</b>	<b>DALLAS COWBOYS</b>	<b>LOUISIANA SUPERDOME</b>	<b>W</b>	<b>28-0</b>	<b>66,977</b>
9/17	at Green Bay Packers	Lambeau Field	L	34-35	55,809
9/24	at Tampa Bay Buccaneers	Tampa Stadium	L	10-20	44,053
<b>10/1</b>	<b>WASHINGTON REDSKINS</b>	<b>LOUISIANA SUPERDOME</b>	<b>L</b>	<b>14-16</b>	<b>64,358</b>
<b>10/8</b>	<b>SAN FRANCISCO 49ERS</b>	<b>LOUISIANA SUPERDOME</b>	<b>L</b>	<b>20-24</b>	<b>60,488</b>
<b>10/15</b>	<b>NEW YORK JETS</b>	<b>LOUISIANA SUPERDOME</b>	<b>W</b>	<b>29-14</b>	<b>59,521</b>
10/22	at Los Angeles Rams	Anaheim Stadium	W	40-21	57,567
<b>10/29</b>	<b>ATLANTA FALCONS</b>	<b>LOUISIANA SUPERDOME</b>	<b>W</b>	<b>20-13</b>	<b>65,153</b>
11/6	at San Francisco 49ers - MN	Candlestick Park	L	13-31	60,667
11/12	at New England Patriots	Sullivan Stadium	W	28-24	47,680
11/19	at Atlanta Falcons	Atlanta-Fulton County Stadium	W	26-17	53,173
<b>11/26</b>	<b>LOS ANGELES RAMS - SN</b>	<b>LOUISIANA SUPERDOME</b>	<b>L</b>	<b>17-20</b>	<b>64,274</b>
12/3	at Detroit Lions	Silverdome	L	14-21	38,550
12/10	at Buffalo Bills	Rich Stadium	W	22-19	70,037
<b>12/18</b>	<b>PHILADELPHIA EAGLES - MN</b>	<b>LOUISIANA SUPERDOME</b>	<b>W</b>	<b>30-20</b>	<b>59,218</b>
<b>12/24</b>	<b>INDIANAPOLIS COLTS</b>	<b>LOUISIANA SUPERDOME</b>	<b>W</b>	<b>41-6</b>	<b>49,009</b>
				<b>386-301</b>	<b>916,534</b>

## 1990: 8-8 (2nd-NFC West)

		<b>Head Coach: Jim Mora</b>			
<b>9/10</b>	<b>SAN FRANCISCO 49ERS - MN</b>	<b>LOUISIANA SUPERDOME</b>	<b>L</b>	<b>12-13</b>	<b>68,629</b>
9/16	at Minnesota Vikings	Metrodome	L	3-32	56,272
<b>9/23</b>	<b>PHOENIX CARDINALS</b>	<b>LOUISIANA SUPERDOME</b>	<b>W</b>	<b>28-7</b>	<b>61,110</b>
10/7	at Atlanta Falcons	Atlanta-Fulton County Stadium	L	27-28	57,401
<b>10/14</b>	<b>CLEVELAND BROWNS</b>	<b>LOUISIANA SUPERDOME</b>	<b>W</b>	<b>25-20</b>	<b>68,608</b>
10/21	at Houston Oilers	Astrodome	L	10-23	57,908
<b>10/28</b>	<b>DETROIT LIONS</b>	<b>LOUISIANA SUPERDOME</b>	<b>L</b>	<b>10-27</b>	<b>64,368</b>
11/4	at Cincinnati Bengals	Riverfront Stadium	W	21-7	60,067
<b>11/11</b>	<b>TAMPA BAY BUCCANEERS</b>	<b>LOUISIANA SUPERDOME</b>	<b>W</b>	<b>35-7</b>	<b>67,865</b>
11/18	at Washington Redskins	R.F.K. Stadium	L	17-31	52,573
<b>11/25</b>	<b>ATLANTA FALCONS</b>	<b>LOUISIANA SUPERDOME</b>	<b>W</b>	<b>10-7</b>	<b>68,629</b>



# SEASON RESULTS (1990-93)

12/2	at Dallas Cowboys	Texas Stadium	L	13-17	60,087
12/9	at Los Angeles Rams	Anaheim Stadium	W	24-20	56,864
<b>12/16</b>	<b>PITTSBURGH STEELERS</b>	<b>LOUISIANA SUPERDOME</b>	<b>L</b>	<b>6-9</b>	<b>68,582</b>
12/23	at San Francisco 49ers	Candlestick Park	W	13-10	60,112
<b>12/31</b>	<b>LOS ANGELES RAMS - MN</b>	<b>LOUISIANA SUPERDOME</b>	<b>W</b>	<b>20-17</b>	<b>68,647</b>
				<b>274-275</b>	<b>997,722</b>
<b>NFC Wild Card Playoff</b>					
1/6	at Chicago Bears	Soldier Field	L	6-16	60,767

## 1991: 11-5 (1st-NFC West)

<b>Head Coach: Jim Mora</b>					
<b>9/1</b>	<b>SEATTLE SEAHAWKS</b>	<b>LOUISIANA SUPERDOME</b>	<b>W</b>	<b>27-24</b>	<b>68,492</b>
9/8	at Kansas City Chiefs	Arrowhead Stadium	W	17-10	74,816
<b>9/15</b>	<b>LOS ANGELES RAMS - SN</b>	<b>LOUISIANA SUPERDOME</b>	<b>W</b>	<b>24-7</b>	<b>68,583</b>
<b>9/22</b>	<b>MINNESOTA VIKINGS</b>	<b>LOUISIANA SUPERDOME</b>	<b>W</b>	<b>26-0</b>	<b>68,591</b>
9/29	at Atlanta Falcons	Atlanta-Fulton County Stadium	W	27-6	56,556
10/13	at Philadelphia Eagles	Veterans Stadium	W	13-6	64,224
<b>10/20</b>	<b>TAMPA BAY BUCCANEERS</b>	<b>LOUISIANA SUPERDOME</b>	<b>W</b>	<b>23-7</b>	<b>68,591</b>
<b>10/27</b>	<b>CHICAGO BEARS</b>	<b>LOUISIANA SUPERDOME</b>	<b>L</b>	<b>17-20</b>	<b>68,591</b>
11/3	at Los Angeles Rams	Anaheim Stadium	W	24-17	58,713
<b>11/10</b>	<b>SAN FRANCISCO 49ERS</b>	<b>LOUISIANA SUPERDOME</b>	<b>W</b>	<b>10-3</b>	<b>68,591</b>
11/17	at San Diego Chargers	Jack Murphy Stadium	L	21-24	48,420
<b>11/24</b>	<b>ATLANTA FALCONS - SN</b>	<b>LOUISIANA SUPERDOME</b>	<b>L</b>	<b>20-23</b>	<b>OT 68,591</b>
12/1	at San Francisco 49ers	Candlestick Park	L	24-38	62,092
12/8	at Dallas Cowboys	Texas Stadium	L	14-23	64,530
<b>12/16</b>	<b>LOS ANGELES RAIDERS - MN</b>	<b>LOUISIANA SUPERDOME</b>	<b>W</b>	<b>27-0</b>	<b>68,625</b>
12/22	at Phoenix Cardinals	Sun Devil Stadium	W	27-3	30,928
				<b>341-211</b>	<b>1,008,934</b>
<b>NFC Wild Card Playoff</b>					
<b>12/28</b>	<b>ATLANTA FALCONS - SAT</b>	<b>LOUISIANA SUPERDOME</b>	<b>L</b>	<b>20-27</b>	<b>68,794</b>

## 1992: 12-4 (2nd-NFC West)

<b>Head Coach: Jim Mora</b>					
9/6	at Philadelphia Eagles	Veterans Stadium	L	13-15	63,513
<b>9/13</b>	<b>CHICAGO BEARS</b>	<b>LOUISIANA SUPERDOME</b>	<b>W</b>	<b>28-6</b>	<b>68,591</b>
9/20	at Atlanta Falcons	Georgia Dome	W	10-7	67,328
<b>9/27</b>	<b>SAN FRANCISCO 49ERS - SN</b>	<b>LOUISIANA SUPERDOME</b>	<b>L</b>	<b>10-16</b>	<b>68,591</b>
10/4	at Detroit Lions	Silverdome	W	13-7	66,971
<b>10/11</b>	<b>LOS ANGELES RAMS - SN</b>	<b>LOUISIANA SUPERDOME</b>	<b>W</b>	<b>13-10</b>	<b>68,591</b>
10/18	at Phoenix Cardinals	Sun Devil Stadium	W	30-21	27,735
<b>11/1</b>	<b>TAMPA BAY BUCCANEERS</b>	<b>LOUISIANA SUPERDOME</b>	<b>W</b>	<b>23-21</b>	<b>68,591</b>
11/8	at New England Patriots	Foxboro Stadium	W	31-14	45,413
11/15	at San Francisco 49ers	Candlestick Park	L	20-21	64,895
<b>11/23</b>	<b>WASHINGTON REDSKINS - MN</b>	<b>LOUISIANA SUPERDOME</b>	<b>W</b>	<b>20-3</b>	<b>68,591</b>
<b>11/29</b>	<b>MIAMI DOLPHINS</b>	<b>LOUISIANA SUPERDOME</b>	<b>W</b>	<b>24-13</b>	<b>68,591</b>
<b>12/3</b>	<b>ATLANTA FALCONS - TN</b>	<b>LOUISIANA SUPERDOME</b>	<b>W</b>	<b>22-14</b>	<b>68,591</b>
12/13	at Los Angeles Rams	Anaheim Stadium	W	37-14	47,355
<b>12/20</b>	<b>BUFFALO BILLS</b>	<b>LOUISIANA SUPERDOME</b>	<b>L</b>	<b>16-20</b>	<b>68,591</b>
12/26	at New York Jets - SAT	Giants Stadium	W	20-0	45,614
				<b>330-202</b>	<b>977,552</b>
<b>NFC Wild Card Playoff</b>					
1/3	<b>PHILADELPHIA EAGLES</b>	<b>LOUISIANA SUPERDOME</b>	<b>L</b>	<b>20-36</b>	<b>68,893</b>

## 1993: 8-8 (2nd-NFC West)

<b>Head Coach: Jim Mora</b>					
<b>9/5</b>	<b>HOUSTON OILERS - SN</b>	<b>LOUISIANA SUPERDOME</b>	<b>W</b>	<b>33-21</b>	<b>69,029</b>
9/12	at Atlanta Falcons	Georgia Dome	W	34-31	64,287
<b>9/19</b>	<b>DETROIT LIONS</b>	<b>LOUISIANA SUPERDOME</b>	<b>W</b>	<b>14-3</b>	<b>69,039</b>
<b>9/26</b>	<b>SAN FRANCISCO 49ERS</b>	<b>LOUISIANA SUPERDOME</b>	<b>W</b>	<b>16-13</b>	<b>69,041</b>
10/3	at Los Angeles Rams	Anaheim Stadium	W	37-6	50,709
10/17	at Pittsburgh Steelers	Three Rivers Stadium	L	14-37	56,056
<b>10/24</b>	<b>ATLANTA FALCONS</b>	<b>LOUISIANA SUPERDOME</b>	<b>L</b>	<b>15-26</b>	<b>69,043</b>
10/31	at Phoenix Cardinals	Sun Devil Stadium	W	20-17	36,778
<b>11/14</b>	<b>GREEN BAY PACKERS</b>	<b>LOUISIANA SUPERDOME</b>	<b>L</b>	<b>17-19</b>	<b>69,043</b>



# SEASON RESULTS (1993-96)

11/22	at San Francisco 49ers - MN	Candlestick Park	L	7-42	66,500
11/28	at Minnesota Vikings	Metrodome	W	17-14	53,030
12/5	at Cleveland Browns	Municipal Stadium	L	13-17	60,388
<b>12/12</b>	<b>LOS ANGELES RAMS</b>	<b>LOUISIANA SUPERDOME</b>	<b>L</b>	<b>20-23</b>	<b>69,033</b>
<b>12/20</b>	<b>NEW YORK GIANTS - MN</b>	<b>LOUISIANA SUPERDOME</b>	<b>L</b>	<b>14-24</b>	<b>69,036</b>
12/26	at Philadelphia Eagles	Veterans Stadium	L	26-37	50,085
<b>1/2</b>	<b>CINCINNATI BENGALS</b>	<b>LOUISIANA SUPERDOME</b>	<b>W</b>	<b>20-13</b>	<b>58,036</b>
				<b>317-343</b>	<b>979,133</b>

## 1994: 7-9 (2nd-NFC West)

		<b>Head Coach: Jim Mora</b>			
<b>9/4</b>	<b>KANSAS CITY CHIEFS</b>	<b>LOUISIANA SUPERDOME</b>	<b>L</b>	<b>17-30</b>	<b>69,362</b>
<b>9/11</b>	<b>WASHINGTON REDSKINS</b>	<b>LOUISIANA SUPERDOME</b>	<b>L</b>	<b>24-38</b>	<b>58,049</b>
9/18	at Tampa Bay Buccaneers	Tampa Stadium	W	9-7	45,522
9/25	at San Francisco 49ers	Candlestick Park	L	13-24	63,971
<b>10/2</b>	<b>NEW YORK GIANTS</b>	<b>LOUISIANA SUPERDOME</b>	<b>W</b>	<b>27-22</b>	<b>55,076</b>
10/9	at Chicago Bears	Soldier Field	L	7-17	63,822
<b>10/16</b>	<b>SAN DIEGO CHARGERS</b>	<b>LOUISIANA SUPERDOME</b>	<b>L</b>	<b>22-36</b>	<b>50,565</b>
<b>10/23</b>	<b>LOS ANGELES RAMS</b>	<b>LOUISIANA SUPERDOME</b>	<b>W</b>	<b>37-34</b>	<b>47,908</b>
11/6	at Minnesota Vikings	Metrodome	L	20-21	57,564
<b>11/13</b>	<b>ATLANTA FALCONS</b>	<b>LOUISIANA SUPERDOME</b>	<b>W</b>	<b>33-32</b>	<b>60,313</b>
11/20	at Los Angeles Raiders	L.A. Memorial Coliseum	L	19-24	41,722
<b>11/28</b>	<b>SAN FRANCISCO 49ERS - MN</b>	<b>LOUISIANA SUPERDOME</b>	<b>L</b>	<b>14-35</b>	<b>61,304</b>
12/4	at Los Angeles Rams	Anaheim Stadium	W	31-15	34,960
12/11	at Atlanta Falcons - SN	Georgia Dome	W	29-20	61,307
<b>12/19</b>	<b>DALLAS COWBOYS - MN</b>	<b>LOUISIANA SUPERDOME</b>	<b>L</b>	<b>16-24</b>	<b>67,323</b>
12/24	at Denver Broncos - SAT	Mile High Stadium	W	30-28	64,445
				<b>348-407</b>	<b>903,213</b>

## 1995: 7-9 (5th-NFC West)

		<b>Head Coach: Jim Mora</b>			
<b>9/3</b>	<b>SAN FRANCISCO 49ERS</b>	<b>LOUISIANA SUPERDOME</b>	<b>L</b>	<b>22-24</b>	<b>66,627</b>
9/10	at St. Louis Rams	Busch Stadium	L	13-17	59,335
<b>9/17</b>	<b>ATLANTA FALCONS</b>	<b>LOUISIANA SUPERDOME</b>	<b>L</b>	<b>24-27</b>	<b>57,442</b>
9/24	at New York Giants	Giants Stadium	L	29-45	72,619
<b>10/1</b>	<b>PHILADELPHIA EAGLES</b>	<b>LOUISIANA SUPERDOME</b>	<b>L</b>	<b>10-15</b>	<b>43,938</b>
<b>10/15</b>	<b>MIAMI DOLPHINS</b>	<b>LOUISIANA SUPERDOME</b>	<b>W</b>	<b>33-30</b>	<b>55,628</b>
10/22	at Carolina Panthers	Clemson Memorial Stadium	L	3-20	55,484
10/29	at San Francisco 49ers	3Com Park	W	11-7	65,272
<b>11/5</b>	<b>ST. LOUIS RAMS</b>	<b>LOUISIANA SUPERDOME</b>	<b>W</b>	<b>19-10</b>	<b>43,120</b>
<b>11/12</b>	<b>INDIANAPOLIS COLTS</b>	<b>LOUISIANA SUPERDOME</b>	<b>W</b>	<b>17-14</b>	<b>44,122</b>
11/19	at Minnesota Vikings	Metrodome	L	24-43	58,108
<b>11/26</b>	<b>CAROLINA PANTHERS - SN</b>	<b>LOUISIANA SUPERDOME</b>	<b>W</b>	<b>34-26</b>	<b>39,580</b>
12/3	at New England Patriots	Foxboro Stadium	W	31-17	59,876
12/10	at Atlanta Falcons	Georgia Dome	L	14-19	54,603
<b>12/16</b>	<b>GREEN BAY PACKERS - SAT</b>	<b>LOUISIANA SUPERDOME</b>	<b>L</b>	<b>23-34</b>	<b>50,132</b>
12/24	at New York Jets	Giants Stadium	W	12-0	28,885
				<b>319-348</b>	<b>854,771</b>

## 1996: 3-13 (5th-NFC West)

**Head Coaches: Jim Mora (8 games, 2-6) & Rick Venturi (8 games, 1-7)**

9/1	at San Francisco 49ers	3Com Park	L	11-27	63,970
<b>9/8</b>	<b>CAROLINA PANTHERS</b>	<b>LOUISIANA SUPERDOME</b>	<b>L</b>	<b>20-22</b>	<b>43,288</b>
9/15	at Cincinnati Bengals	Riverfront Stadium	L	15-30	45,412
<b>9/22</b>	<b>ARIZONA CARDINALS</b>	<b>LOUISIANA SUPERDOME</b>	<b>L</b>	<b>14-28</b>	<b>34,316</b>
9/29	at Baltimore Ravens	Memorial Stadium	L	10-17	61,063
<b>10/6</b>	<b>JACKSONVILLE JAGUARS</b>	<b>LOUISIANA SUPERDOME</b>	<b>W</b>	<b>17-13</b>	<b>34,231</b>
<b>10/13</b>	<b>CHICAGO BEARS</b>	<b>LOUISIANA SUPERDOME</b>	<b>W</b>	<b>27-24</b>	<b>43,512</b>
10/20	at Carolina Panthers	Ericsson Stadium	L	7-19	70,888
<b>11/3</b>	<b>SAN FRANCISCO 49ERS - SN</b>	<b>LOUISIANA SUPERDOME</b>	<b>L</b>	<b>17-24</b>	<b>53,297</b>
<b>11/10</b>	<b>HOUSTON OILERS</b>	<b>LOUISIANA SUPERDOME</b>	<b>L</b>	<b>14-31</b>	<b>34,121</b>
11/17	at Atlanta Falcons	Georgia Dome	L	15-17	43,119
11/24	at Tampa Bay Buccaneers	Houlihan's Stadium	L	7-13	40,203
<b>12/1</b>	<b>ST. LOUIS RAMS</b>	<b>LOUISIANA SUPERDOME</b>	<b>L</b>	<b>10-26</b>	<b>26,310</b>



HISTORY • RECORDS • ADMINISTRATION • FOOTBALL • OWNERSHIP

# SEASON RESULTS (1996-99)

<b>12/8</b>	<b>ATLANTA FALCONS</b>	<b>LOUISIANA SUPERDOME</b>	<b>L</b>	<b>15-31</b>	<b>32,923</b>
12/15	at New York Giants	Giants Stadium	W	17-3	52,530
12/21	at St. Louis Rams	Trans World Dome	L	13-14	57,681
				<b>229-339</b>	<b>736,864</b>

## 1997: 6-10 (4th-NFC West)

8/31	at St. Louis Rams	<b>Head Coach: Mike Ditka</b>			
<b>9/7</b>	<b>SAN DIEGO CHARGERS</b>	Trans World Dome	L	24-38	64,575
9/14	at San Francisco 49ers	<b>LOUISIANA SUPERDOME</b>	L	<b>6-20</b>	<b>65,760</b>
<b>9/21</b>	<b>DETROIT LIONS</b>	3Com Park	L	7-33	61,838
9/28	at New York Giants	<b>LOUISIANA SUPERDOME</b>	W	<b>35-17</b>	<b>50,016</b>
10/5	at Chicago Bears - SN	Giants Stadium	L	9-14	68,891
<b>10/12</b>	<b>ATLANTA FALCONS</b>	Soldier Field	W	20-17	58,865
<b>10/19</b>	<b>CAROLINA PANTHERS</b>	<b>LOUISIANA SUPERDOME</b>	L	<b>17-23</b>	<b>65,619</b>
<b>10/26</b>	<b>SAN FRANCISCO 49ERS</b>	<b>LOUISIANA SUPERDOME</b>	L	<b>0-13</b>	<b>50,963</b>
11/9	at Oakland Raiders	<b>LOUISIANA SUPERDOME</b>	L	<b>0-23</b>	<b>60,443</b>
<b>11/16</b>	<b>SEATTLE SEAHAWKS</b>	Oakland Coliseum	W	13-10	40,091
11/23	at Atlanta Falcons	<b>LOUISIANA SUPERDOME</b>	W	<b>20-17</b>	<b>OT 50,493</b>
11/30	at Carolina Panthers	Georgia Dome	L	3-20	48,620
<b>12/7</b>	<b>ST. LOUIS RAMS</b>	Ericsson Stadium	W	16-13	57,957
<b>12/14</b>	<b>ARIZONA CARDINALS</b>	<b>LOUISIANA SUPERDOME</b>	L	<b>27-34</b>	<b>54,803</b>
12/21	at Kansas City Chiefs	<b>LOUISIANA SUPERDOME</b>	W	<b>27-10</b>	<b>45,517</b>
		Arrowhead Stadium	L	13-25	66,772
				<b>237-327</b>	<b>911,223</b>

## 1998: 6-10 (3rd-NFC West)

9/6	at St. Louis Rams	<b>Head Coach: Mike Ditka</b>			
<b>9/13</b>	<b>CAROLINA PANTHERS</b>	Trans World Dome	W	24-17	56,943
9/27	at Indianapolis Colts	<b>LOUISIANA SUPERDOME</b>	W	<b>19-14</b>	<b>51,915</b>
<b>10/4</b>	<b>NEW ENGLAND PATRIOTS</b>	RCA Dome	W	19-13	OT 48,480
<b>10/11</b>	<b>SAN FRANCISCO 49ERS</b>	<b>LOUISIANA SUPERDOME</b>	L	<b>27-30</b>	<b>56,172</b>
10/18	at Atlanta Falcons	<b>LOUISIANA SUPERDOME</b>	L	<b>0-31</b>	<b>62,811</b>
<b>10/25</b>	<b>TAMPA BAY BUCCANEERS</b>	Georgia Dome	L	23-31	60,774
11/1	at Carolina Panthers	<b>LOUISIANA SUPERDOME</b>	W	<b>9-3</b>	<b>52,695</b>
11/8	at Minnesota Vikings	Ericsson Stadium	L	17-31	62,514
<b>11/15</b>	<b>ST. LOUIS RAMS</b>	Metrodome	L	24-31	63,779
11/22	at San Francisco 49ers - SN	<b>LOUISIANA SUPERDOME</b>	W	<b>24-3</b>	<b>46,430</b>
11/29	at Miami Dolphins	3Com Park	L	20-31	68,429
<b>12/6</b>	<b>DALLAS COWBOYS</b>	Pro Player Stadium	L	10-30	73,216
<b>12/13</b>	<b>ATLANTA FALCONS</b>	<b>LOUISIANA SUPERDOME</b>	W	<b>22-3</b>	<b>65,065</b>
12/20	at Arizona Cardinals	<b>LOUISIANA SUPERDOME</b>	L	<b>17-27</b>	<b>61,678</b>
<b>12/27</b>	<b>BUFFALO BILLS</b>	Sun Devil Stadium	L	17-19	51,617
		<b>LOUISIANA SUPERDOME</b>	L	<b>33-45</b>	<b>39,707</b>
				<b>305-359</b>	<b>922,225</b>

## 1999: 3-13 (5th-NFC West)

9/12	<b>CAROLINA PANTHERS</b>	<b>Head Coach: Mike Ditka</b>			
9/19	at San Francisco 49ers	<b>LOUISIANA SUPERDOME</b>	W	<b>19-10</b>	<b>58,166</b>
10/3	at Chicago Bears	3Com Park	L	21-28	67,685
<b>10/10</b>	<b>ATLANTA FALCONS</b>	Soldier Field	L	10-14	66,944
<b>10/17</b>	<b>TENNESSEE TITANS</b>	<b>LOUISIANA SUPERDOME</b>	L	<b>17-20</b>	<b>57,289</b>
10/24	at New York Giants	<b>LOUISIANA SUPERDOME</b>	L	<b>21-24</b>	<b>51,875</b>
<b>10/31</b>	<b>CLEVELAND BROWNS</b>	Giants Stadium	L	3-31	77,982
<b>11/7</b>	<b>TAMPA BAY BUCCANEERS</b>	<b>LOUISIANA SUPERDOME</b>	L	<b>16-21</b>	<b>48,817</b>
<b>11/14</b>	<b>SAN FRANCISCO 49ERS</b>	<b>LOUISIANA SUPERDOME</b>	L	<b>16-31</b>	<b>47,129</b>
11/21	at Jacksonville Jaguars - SN	<b>LOUISIANA SUPERDOME</b>	W	<b>24-6</b>	<b>52,198</b>
11/28	at St. Louis Rams	ALLTEL Stadium	L	23-41	69,772
12/5	at Atlanta Falcons	Trans World Dome	L	12-43	65,864
<b>12/12</b>	<b>ST. LOUIS RAMS</b>	Georgia Dome	L	12-35	62,568
12/19	at Baltimore Ravens	<b>LOUISIANA SUPERDOME</b>	L	<b>14-30</b>	<b>46,838</b>
<b>12/24</b>	<b>DALLAS COWBOYS - FR</b>	PSINet Stadium	L	8-31	67,597
1/2	at Carolina Panthers	<b>LOUISIANA SUPERDOME</b>	W	<b>31-24</b>	<b>47,835</b>
		Ericsson Stadium	L	13-45	56,929
				<b>260-434</b>	<b>945,488</b>



# SEASON RESULTS (2000-02)

## 2000: 10-6 (1st-NFC West)

		<b>Head Coach: Jim Haslett</b>			
<b>9/3</b>	<b>DETROIT LIONS</b>	<b>LOUISIANA SUPERDOME</b>	<b>L</b>	<b>10-14</b>	<b>64,900</b>
9/10	at San Diego Chargers	Qualcomm Stadium	W	28-27	51,300
9/17	at Seattle Seahawks	Husky Stadium	L	10-20	59,513
<b>9/24</b>	<b>PHILADELPHIA EAGLES</b>	<b>LOUISIANA SUPERDOME</b>	<b>L</b>	<b>7-21</b>	<b>64,900</b>
10/8	at Chicago Bears	Soldier Field	W	31-10	66,944
<b>10/15</b>	<b>CAROLINA PANTHERS</b>	<b>LOUISIANA SUPERDOME</b>	<b>W</b>	<b>24-6</b>	<b>50,015</b>
10/22	at Atlanta Falcons	Georgia Dome	W	21-19	56,508
10/29	at Arizona Cardinals	Sun Devil Stadium	W	21-10	35,016
<b>11/5</b>	<b>SAN FRANCISCO 49ERS</b>	<b>LOUISIANA SUPERDOME</b>	<b>W</b>	<b>31-15</b>	<b>64,900</b>
11/12	at Carolina Panthers	Ericsson Stadium	W	20-10	72,981
<b>11/19</b>	<b>OAKLAND RAIDERS</b>	<b>LOUISIANA SUPERDOME</b>	<b>L</b>	<b>22-31</b>	<b>64,900</b>
11/26	at St. Louis Rams	Trans World Dome	W	31-24	66,064
<b>12/3</b>	<b>DENVER BRONCOS</b>	<b>LOUISIANA SUPERDOME</b>	<b>L</b>	<b>23-38</b>	<b>64,900</b>
12/10	at San Francisco 49ers	3Com Park	W	31-27	67,892
<b>12/17</b>	<b>ATLANTA FALCONS</b>	<b>LOUISIANA SUPERDOME</b>	<b>W</b>	<b>23-7</b>	<b>64,900</b>
<b>12/24</b>	<b>ST. LOUIS RAMS</b>	<b>LOUISIANA SUPERDOME</b>	<b>L</b>	<b>21-26</b>	<b>64,900</b>
				<b>354-305</b>	<b>980,533</b>
		<b>NFC Wild Card Playoff</b>			
<b>12/30</b>	<b>ST. LOUIS RAMS - SAT</b>	<b>LOUISIANA SUPERDOME</b>	<b>W</b>	<b>31-28</b>	<b>64,900</b>
		<b>NFC Divisional Playoff</b>			
1/6	at Minnesota Vikings - SAT	Metrodome	L	16-34	63,881

## 2001: 7-9 (3rd-NFC West)

		<b>Head Coach: Jim Haslett</b>			
9/9	at Buffalo Bills	Ralph Wilson Stadium	W	24-6	71,447
9/30	at New York Giants	Giants Stadium	L	13-21	78,451
<b>10/7</b>	<b>MINNESOTA VIKINGS</b>	<b>LOUISIANA SUPERDOME</b>	<b>W</b>	<b>28-15</b>	<b>70,020</b>
10/14	at Carolina Panthers	Ericsson Stadium	W	27-25	72,049
<b>10/21</b>	<b>ATLANTA FALCONS</b>	<b>LOUISIANA SUPERDOME</b>	<b>L</b>	<b>13-20</b>	<b>70,020</b>
10/28	at St. Louis Rams	Dome at America's Center	W	34-31	66,189
<b>11/4</b>	<b>NEW YORK JETS - SN</b>	<b>LOUISIANA SUPERDOME</b>	<b>L</b>	<b>9-16</b>	<b>70,020</b>
11/11	at San Francisco 49ers	3Com Park	L	27-28	68,083
<b>11/18</b>	<b>INDIANAPOLIS COLTS</b>	<b>LOUISIANA SUPERDOME</b>	<b>W</b>	<b>34-20</b>	<b>70,020</b>
11/25	at New England Patriots	Foxboro Stadium	L	17-34	60,292
<b>12/2</b>	<b>CAROLINA PANTHERS</b>	<b>LOUISIANA SUPERDOME</b>	<b>W</b>	<b>27-23</b>	<b>70,020</b>
12/9	at Atlanta Falcons	Georgia Dome	W	28-10	68,826
<b>12/17</b>	<b>ST. LOUIS RAMS - MN</b>	<b>LOUISIANA SUPERDOME</b>	<b>L</b>	<b>21-34</b>	<b>70,332</b>
12/23	at Tampa Bay Buccaneers	Raymond James Stadium	L	21-48	65,526
<b>12/30</b>	<b>WASHINGTON REDSKINS - SN</b>	<b>LOUISIANA SUPERDOME</b>	<b>L</b>	<b>10-40</b>	<b>70,020</b>
1/6	<b>SAN FRANCISCO 49ERS</b>	<b>LOUISIANA SUPERDOME</b>	<b>L</b>	<b>0-38</b>	<b>70,020</b>
				<b>333-409</b>	<b>1,111,335</b>

## 2002: 9-7 (3rd-NFC South)

		<b>Head Coach: Jim Haslett</b>			
9/8	at Tampa Bay Buccaneers	Raymond James Stadium	W	26-20	65,554
<b>9/15</b>	<b>GREEN BAY PACKERS</b>	<b>LOUISIANA SUPERDOME</b>	<b>W</b>	<b>35-20</b>	<b>67,958</b>
9/22	at Chicago Bears	Memorial Stadium	W	29-23	63,216
9/29	at Detroit Lions	Ford Field	L	21-26	60,023
<b>10/6</b>	<b>PITTSBURGH STEELERS</b>	<b>LOUISIANA SUPERDOME</b>	<b>W</b>	<b>32-29</b>	<b>67,734</b>
10/13	at Washington Redskins	FedExField	W	43-27	80,768
<b>10/20</b>	<b>SAN FRANCISCO 49ERS</b>	<b>LOUISIANA SUPERDOME</b>	<b>W</b>	<b>35-27</b>	<b>67,903</b>
<b>10/27</b>	<b>ATLANTA FALCONS</b>	<b>LOUISIANA SUPERDOME</b>	<b>L</b>	<b>35-37</b>	<b>67,883</b>
11/10	at Carolina Panthers	Ericsson Stadium	W	34-24	72,566
11/17	at Atlanta Falcons	Georgia Dome	L	17-24	70,382
<b>11/24</b>	<b>CLEVELAND BRONCOS</b>	<b>LOUISIANA SUPERDOME</b>	<b>L</b>	<b>15-24</b>	<b>68,295</b>
<b>12/1</b>	<b>TAMPA BAY BUCCANEERS - SN</b>	<b>LOUISIANA SUPERDOME</b>	<b>W</b>	<b>23-20</b>	<b>68,226</b>
12/8	at Baltimore Ravens	Ravens Stadium	W	37-25	69,334
<b>12/15</b>	<b>MINNESOTA VIKINGS</b>	<b>LOUISIANA SUPERDOME</b>	<b>L</b>	<b>31-32</b>	<b>67,851</b>
<b>12/22</b>	<b>AT CINCINNATI BENGALS</b>	<b>LOUISIANA SUPERDOME</b>	<b>L</b>	<b>13-20</b>	<b>43,544</b>
<b>12/29</b>	<b>CAROLINA PANTHERS</b>	<b>LOUISIANA SUPERDOME</b>	<b>L</b>	<b>6-10</b>	<b>66,946</b>
				<b>432-388</b>	<b>1,068,183</b>



HISTORY • RECORDS • ADMINISTRATION • FOOTBALL • OWNERSHIP

# SEASON RESULTS (2003-05)

## 2003: 8-8 (2nd-NFC South)

		<b>Head Coach: Jim Haslett</b>			
9/7	at Seattle Seahawks	Seahawks Stadium	L	10-27	52,250
<b>9/14</b>	<b>HOUSTON TEXANS</b>	<b>LOUISIANA SUPERDOME</b>	<b>W</b>	<b>31-10</b>	<b>68,390</b>
9/21	at Tennessee Titans	The Coliseum	L	12-27	68,809
<b>9/28</b>	<b>INDIANAPOLIS COLTS - SN</b>	<b>LOUISIANA SUPERDOME</b>	<b>L</b>	<b>21-55</b>	<b>70,020</b>
10/5	at Carolina Panthers	Ericsson Stadium	L	13-19	72,496
<b>10/12</b>	<b>CHICAGO BEARS</b>	<b>LOUISIANA SUPERDOME</b>	<b>W</b>	<b>20-13</b>	<b>68,390</b>
10/19	at Atlanta Falcons	Georgia Dome	W	45-17	70,837
<b>10/26</b>	<b>CAROLINA PANTHERS</b>	<b>LOUISIANA SUPERDOME</b>	<b>L</b>	<b>20-23 OT</b>	<b>68,370</b>
11/2	at Tampa Bay Buccaneers	Raymond James Stadium	W	17-14	65,524
<b>11/16</b>	<b>ATLANTA FALCONS</b>	<b>LOUISIANA SUPERDOME</b>	<b>W</b>	<b>23-20 OT</b>	<b>68,432</b>
11/23	at Philadelphia Eagles	Lincoln Financial Field	L	20-33	67,802
11/30	at Washington Redskins	FedExField	W	24-20	76,821
<b>12/7</b>	<b>TAMPA BAY BUCCANEERS</b>	<b>LOUISIANA SUPERDOME</b>	<b>L</b>	<b>7-14</b>	<b>68,442</b>
<b>12/14</b>	<b>NEW YORK GIANTS - SN</b>	<b>LOUISIANA SUPERDOME</b>	<b>W</b>	<b>45-7</b>	<b>68,399</b>
12/21	at Jacksonville Jaguars	ALLTEL Stadium	L	19-20	49,207
<b>12/28</b>	<b>DALLAS COWBOYS</b>	<b>LOUISIANA SUPERDOME</b>	<b>W</b>	<b>13-7</b>	<b>68,451</b>
				<b>340-326</b>	<b>1,072,640</b>

## 2004: 8-8 (2nd-NFC South)

		<b>Head Coach: Jim Haslett</b>			
<b>9/12</b>	<b>SEATTLE SEAHAWKS</b>	<b>LOUISIANA SUPERDOME</b>	<b>L</b>	<b>7-21</b>	<b>64,900</b>
<b>9/19</b>	<b>SAN FRANCISCO 49ERS</b>	<b>LOUISIANA SUPERDOME</b>	<b>W</b>	<b>30-27</b>	<b>64,900</b>
9/26	at St. Louis Rams	Edward Jones Dome	W	28-25 OT	65,856
10/3	at Arizona Cardinals	Sun Devil Stadium	L	10-34	28,109
<b>10/10</b>	<b>TAMPA BAY BUCCANEERS</b>	<b>LOUISIANA SUPERDOME</b>	<b>L</b>	<b>17-20</b>	<b>64,900</b>
<b>10/17</b>	<b>MINNESOTA VIKINGS - SN</b>	<b>LOUISIANA SUPERDOME</b>	<b>L</b>	<b>31-38</b>	<b>64,900</b>
10/24	at Oakland Raiders	Network Associates Coliseum	W	31-26	45,337
11/7	at San Diego Chargers	Qualcomm Stadium	L	17-43	59,662
<b>11/14</b>	<b>KANSAS CITY CHIEFS</b>	<b>LOUISIANA SUPERDOME</b>	<b>W</b>	<b>27-20</b>	<b>64,900</b>
<b>11/21</b>	<b>DENVER BRONCOS</b>	<b>LOUISIANA SUPERDOME</b>	<b>L</b>	<b>13-34</b>	<b>64,900</b>
11/28	at Atlanta Falcons	Georgia Dome	L	21-24	70,521
<b>12/5</b>	<b>CAROLINA PANTHERS</b>	<b>LOUISIANA SUPERDOME</b>	<b>L</b>	<b>21-32</b>	<b>58,878</b>
12/12	at Dallas Cowboys	Texas Stadium	W	27-13	64,056
12/19	at Tampa Bay Buccaneers	Raymond James Stadium	W	21-17	65,075
<b>12/26</b>	<b>ATLANTA FALCONS</b>	<b>LOUISIANA SUPERDOME</b>	<b>W</b>	<b>26-13</b>	<b>64,900</b>
1/2	at Carolina Panthers	Bank of America Stadium	W	21-18	73,302
				<b>348-405</b>	<b>985,096</b>

## 2005: 3-13 (4th-NFC South)

		<b>Head Coach: Jim Haslett</b>			
9/11	at Carolina Panthers	Bank of America Stadium	W	23-20	72,920
<b>9/19</b>	<b>NEW YORK GIANTS - MN</b>	<b>GIANTS STADIUM</b>	<b>L</b>	<b>10-27</b>	<b>68,031</b>
9/25	at Minnesota Vikings	Metrodome	L	16-33	63,952
<b>10/2</b>	<b>BUFFALO BILLS</b>	<b>ALAMODOME</b>	<b>W</b>	<b>19-7</b>	<b>58,688</b>
10/9	at Green Bay Packers	Lambeau Field	L	3-52	70,580
<b>10/16</b>	<b>ATLANTA FALCONS</b>	<b>ALAMODOME</b>	<b>L</b>	<b>31-34</b>	<b>65,562</b>
10/23	at St. Louis Rams	Edward Jones Dome	L	17-28	64,586
<b>10/30</b>	<b>MIAMI DOLPHINS</b>	<b>TIGER STADIUM</b>	<b>L</b>	<b>6-21</b>	<b>61,643</b>
<b>11/06</b>	<b>CHICAGO BEARS</b>	<b>TIGER STADIUM</b>	<b>L</b>	<b>17-20</b>	<b>32,637</b>
11/20	at New England Patriots	Gillette Stadium	L	17-24	68,756
11/27	at New York Jets - SN	Giants Stadium	W	21-19	77,152
<b>12/4</b>	<b>TAMPA BAY BUCCANEERS</b>	<b>TIGER STADIUM</b>	<b>L</b>	<b>3-10</b>	<b>34,411</b>
12/12	at Atlanta Falcons - MN	Georgia Dome	L	17-36	70,083
<b>12/18</b>	<b>CAROLINA PANTHERS</b>	<b>TIGER STADIUM</b>	<b>L</b>	<b>10-27</b>	<b>32,551</b>
<b>12/24</b>	<b>DETROIT LIONS</b>	<b>ALAMODOME</b>	<b>L</b>	<b>12-13</b>	<b>63,747</b>
1/1	at Tampa Bay Buccaneers	Raymond James Stadium	L	13-27	65,379
				<b>235-398</b>	<b>970,678</b>



# SEASON RESULTS (2006-08)

## 2006: 10-6 (1st-NFC South)

	<b>Head Coach: Sean Payton</b>			
9/10	at Cleveland Browns	Cleveland Browns Stadium	W	19-14 72,915
9/17	at Green Bay Packers	Lambeau Field	W	34-27 70,602
<b>9/25</b>	<b>ATLANTA FALCONS - MN</b>	<b>LOUISIANA SUPERDOME</b>	<b>W</b>	<b>23-3 70,003</b>
10/1	at Carolina Panthers	Bank of America Stadium	L	18-21 73,392
<b>10/8</b>	<b>TAMPA BAY BUCCANEERS</b>	<b>LOUISIANA SUPERDOME</b>	<b>W</b>	<b>24-21 68,183</b>
<b>10/15</b>	<b>PHILADELPHIA EAGLES</b>	<b>LOUISIANA SUPERDOME</b>	<b>W</b>	<b>27-24 68,269</b>
<b>10/29</b>	<b>BALTIMORE RAVENS</b>	<b>LOUISIANA SUPERDOME</b>	<b>L</b>	<b>22-35 69,152</b>
11/5	Tampa Bay Buccaneers	Raymond James Stadium	W	31-14 65,561
11/12	Pittsburgh Steelers	Heinz Field	L	31-38 68,001
<b>11/19</b>	<b>CINCINNATI BENGALS</b>	<b>LOUISIANA SUPERDOME</b>	<b>L</b>	<b>16-31 68,001</b>
11/26	Atlanta Falcons	Georgia Dome	W	31-13 70,933
<b>12/3</b>	<b>SAN FRANCISCO 49ERS</b>	<b>LOUISIANA SUPERDOME</b>	<b>W</b>	<b>34-10 68,241</b>
12/10	at Dallas Cowboys - SN	Texas Stadium	W	42-17 63,722
<b>12/17</b>	<b>WASHINGTON REDSKINS</b>	<b>LOUISIANA SUPERDOME</b>	<b>L</b>	<b>10-16 69,052</b>
12/24	at New York Giants	Giants Stadium	W	30-7 78,539
<b>12/31</b>	<b>CAROLINA PANTHERS</b>	<b>LOUISIANA SUPERDOME</b>	<b>L</b>	<b>21-31 69,569</b>
				<b>413-322 1,108,045</b>
	<b>NFC Divisional Playoff</b>			
<b>1/13</b>	<b>PHILADELPHIA EAGLES - SAT</b>	<b>LOUISIANA SUPERDOME</b>	<b>W</b>	<b>27-24 70,001</b>
	<b>NFC Championship Game</b>			
1/21	at Chicago Bears	Soldier Field	L	14-39 61,817

## 2007: 7-9 (3rd-NFC South)

	<b>Head Coach: Sean Payton</b>			
9/6	at Indianapolis Colts - TN	RCA Dome	L	10-41 57,361
9/16	at Tampa Bay Buccaneers	Raymond James Stadium	L	14-31 65,178
<b>9/24</b>	<b>TENNESSEE TITANS - MN</b>	<b>LOUISIANA SUPERDOME</b>	<b>L</b>	<b>14-31 70,002</b>
<b>10/7</b>	<b>CAROLINA PANTHERS</b>	<b>LOUISIANA SUPERDOME</b>	<b>L</b>	<b>13-16 70,001</b>
10/14	at Seattle Seahawks - SN	Qwest Field	W	28-17 68,296
<b>10/21</b>	<b>ATLANTA FALCONS</b>	<b>LOUISIANA SUPERDOME</b>	<b>W</b>	<b>22-16 69,994</b>
10/28	at San Francisco 49ers	Monster Park	W	31-10 68,244
<b>11/4</b>	<b>JACKSONVILLE JAGUARS</b>	<b>LOUISIANA SUPERDOME</b>	<b>W</b>	<b>41-24 70,009</b>
<b>11/11</b>	<b>ST. LOUIS RAMS</b>	<b>LOUISIANA SUPERDOME</b>	<b>L</b>	<b>29-37 70,003</b>
11/18	at Houston Texans	Reliant Stadium	L	10-23 70,780
11/25	at Carolina Panthers	Bank of America Stadium	W	31-6 72,032
<b>12/2</b>	<b>TAMPA BAY BUCCANEERS</b>	<b>LOUISIANA SUPERDOME</b>	<b>L</b>	<b>23-27 70,009</b>
12/10	at Atlanta Falcons - MN	Georgia Dome	W	34-14 69,553
<b>12/16</b>	<b>ARIZONA CARDINALS</b>	<b>LOUISIANA SUPERDOME</b>	<b>W</b>	<b>31-24 70,007</b>
<b>12/23</b>	<b>PHILADELPHIA EAGLES</b>	<b>LOUISIANA SUPERDOME</b>	<b>L</b>	<b>23-38 70,011</b>
12/30	at Chicago Bears	Soldier Field	L	25-33 62,064
				<b>379-388 1,093,544</b>

## 2008: 8-8 (4th-NFC South)

	<b>Head Coach: Sean Payton</b>			
<b>9/7</b>	<b>TAMPA BAY BUCCANEERS</b>	<b>LOUISIANA SUPERDOME</b>	<b>W</b>	<b>24-20 69,881</b>
9/14	at Washington Redskins	FedExField	L	24-29 88,246
9/21	at Denver Broncos	INVESCO Field at Mile High	L	32-34 75,713
<b>9/28</b>	<b>SAN FRANCISCO 49ERS</b>	<b>LOUISIANA SUPERDOME</b>	<b>W</b>	<b>31-17 70,008</b>
<b>10/6</b>	<b>MINNESOTA VIKINGS - MN</b>	<b>LOUISIANA SUPERDOME</b>	<b>L</b>	<b>27-30 70,015</b>
<b>10/12</b>	<b>OAKLAND RAIDERS</b>	<b>LOUISIANA SUPERDOME</b>	<b>W</b>	<b>34-3 70,068</b>
10/19	at Carolina Panthers	Bank of America Stadium	L	7-30 73,687
<b>10/26</b>	<b>SAN DIEGO CHARGERS</b>	<b>WEMBLEY STADIUM</b>	<b>W</b>	<b>37-32 83,226</b>
11/9	at Atlanta Falcons	Georgia Dome	L	20-34 64,826
11/16	at Kansas City Chiefs	Arrowhead Stadium	W	30-20 74,159
<b>11/24</b>	<b>GREEN BAY PACKERS - MN</b>	<b>LOUISIANA SUPERDOME</b>	<b>W</b>	<b>51-29 70,668</b>
11/30	at Tampa Bay Buccaneers	Raymond James Stadium	L	20-23 64,430
<b>12/7</b>	<b>ATLANTA FALCONS</b>	<b>LOUISIANA SUPERDOME</b>	<b>W</b>	<b>29-25 70,011</b>
12/11	at Chicago Bears - TN	Soldier Field	L	24-27 OT 61,692
12/21	at Detroit Lions	Ford Field	W	42-7 49,309
<b>12/28</b>	<b>CAROLINA PANTHERS</b>	<b>LOUISIANA SUPERDOME</b>	<b>L</b>	<b>31-33 69,999</b>
				<b>463-393 1,125,938</b>



HISTORY • RECORDS • ADMINISTRATION • FOOTBALL • OWNERSHIP

# SEASON RESULTS (2009-11)

## 2009: 13-3 (1st-NFC South)

		<b>Head Coach: Sean Payton</b>			
<b>9/13</b>	<b>DETROIT LIONS</b>	<b>LOUISIANA SUPERDOME</b>	<b>W</b>	<b>45-27</b>	<b>69,719</b>
9/20	at Philadelphia Eagles	Lincoln Financial Field	W	48-22	69,144
9/27	at Buffalo Bills	Ralph Wilson Stadium	W	27-7	70,261
<b>10/4</b>	<b>NEW YORK JETS</b>	<b>LOUISIANA SUPERDOME</b>	<b>W</b>	<b>24-10</b>	<b>70,009</b>
<b>10/18</b>	<b>NEW YORK GIANTS</b>	<b>LOUISIANA SUPERDOME</b>	<b>W</b>	<b>48-27</b>	<b>70,011</b>
10/25	at Miami Dolphins	LandShark Stadium	W	46-34	66,689
<b>11/2</b>	<b>ATLANTA FALCONS - MN</b>	<b>LOUISIANA SUPERDOME</b>	<b>W</b>	<b>35-27</b>	<b>70,088</b>
<b>11/8</b>	<b>CAROLINA PANTHERS</b>	<b>LOUISIANA SUPERDOME</b>	<b>W</b>	<b>30-20</b>	<b>70,011</b>
11/15	at St. Louis Rams	Edward Jones Dome	W	28-23	59,858
11/22	at Tampa Bay Buccaneers	Raymond James Stadium	W	38-7	62,720
<b>11/30</b>	<b>NEW ENGLAND PATRIOTS - MN</b>	<b>LOUISIANA SUPERDOME</b>	<b>W</b>	<b>38-17</b>	<b>70,768</b>
12/6	at Washington Redskins	FedExField	W	33-30 OT	84,520
12/13	at Atlanta Falcons	Georgia Dome	W	26-23	68,930
<b>12/19</b>	<b>DALLAS COWBOYS - SAT</b>	<b>LOUISIANA SUPERDOME</b>	<b>L</b>	<b>17-24</b>	<b>70,213</b>
<b>12/27</b>	<b>TAMPA BAY BUCCANEERS</b>	<b>LOUISIANA SUPERDOME</b>	<b>L</b>	<b>17-20 OT</b>	<b>70,021</b>
1/3	at Carolina Panthers	Bank of America Stadium	L	10-23	73,047
				<b>510-341</b>	<b>1,116,009</b>
		<b>NFC Divisional Playoff</b>			
<b>1/16</b>	<b>ARIZONA CARDINALS - SAT</b>	<b>LOUISIANA SUPERDOME</b>	<b>W</b>	<b>45-14</b>	<b>70,149</b>
		<b>NFC Championship Game</b>			
<b>1/24</b>	<b>MINNESOTA VIKINGS</b>	<b>LOUISIANA SUPERDOME</b>	<b>W</b>	<b>31-28 OT</b>	<b>71,276</b>
		<b>Super Bowl XLIV - Miami Gardens, Fla.</b>			
2/7	vs. Indianapolis Colts	Sun Life Stadium	W	31-17	74,059

## 2010: 11-5 (2nd-NFC South)

		<b>Head Coach: Sean Payton</b>			
<b>9/9</b>	<b>MINNESOTA VIKINGS - TN</b>	<b>LOUISIANA SUPERDOME</b>	<b>W</b>	<b>14-9</b>	<b>70,051</b>
9/20	at San Francisco 49ers - MN	Candlestick Park	W	25-22	69,732
<b>9/26</b>	<b>ATLANTA FALCONS</b>	<b>LOUISIANA SUPERDOME</b>	<b>L</b>	<b>24-27 OT</b>	<b>70,051</b>
<b>10/3</b>	<b>CAROLINA PANTHERS</b>	<b>LOUISIANA SUPERDOME</b>	<b>W</b>	<b>16-14</b>	<b>70,016</b>
10/10	at Arizona Cardinals	University of Phoenix Stadium	L	20-30	62,621
10/17	at Tampa Bay Buccaneers	Raymond James Stadium	W	31-6	51,759
<b>10/24</b>	<b>CLEVELAND BROWNS</b>	<b>LOUISIANA SUPERDOME</b>	<b>L</b>	<b>17-30</b>	<b>70,077</b>
<b>10/31</b>	<b>PITTSBURGH STEELERS - SN</b>	<b>LOUISIANA SUPERDOME</b>	<b>W</b>	<b>20-10</b>	<b>70,011</b>
11/7	at Carolina Panthers	Bank of America Stadium	W	34-3	73,191
<b>11/21</b>	<b>SEATTLE SEAHAWKS</b>	<b>LOUISIANA SUPERDOME</b>	<b>W</b>	<b>34-19</b>	<b>70,015</b>
11/25	at Dallas Cowboys - THUR	Cowboys Stadium	W	30-27	93,985
12/5	at Cincinnati Bengals	Paul Brown Stadium	W	34-30	59,963
<b>12/12</b>	<b>ST. LOUIS RAMS</b>	<b>LOUISIANA SUPERDOME</b>	<b>W</b>	<b>31-13</b>	<b>70,015</b>
12/19	at Baltimore Ravens	M&T Bank Stadium	L	24-30	59,963
12/27	at Atlanta Falcons - MN	Georgia Dome	W	17-14	70,144
<b>1/2</b>	<b>TAMPA BAY BUCCANEERS</b>	<b>LOUISIANA SUPERDOME</b>	<b>L</b>	<b>13-23</b>	<b>70,068</b>
				<b>384-307</b>	<b>1,113,131</b>
		<b>NFC Wild Card Playoff</b>			
1/8	at Seattle Seahawks - SAT	Qwest Field	L	36-41	66,336

## 2011: 13-3 (1st-NFC South)

		<b>Head Coach: Sean Payton</b>			
9/8	at Green Bay Packers - TN	Lambeau Field	L	34-42	70,555
<b>9/18</b>	<b>CHICAGO BEARS</b>	<b>LOUISIANA SUPERDOME</b>	<b>W</b>	<b>30-13</b>	<b>73,109</b>
<b>9/25</b>	<b>HOUSTON TEXANS</b>	<b>LOUISIANA SUPERDOME</b>	<b>W</b>	<b>40-33</b>	<b>73,002</b>
10/2	at Jacksonville Jaguars	EverBank Field	W	23-10	62,471
10/9	at Carolina Panthers	Bank of America Stadium	W	30-27	72,769
10/16	at Tampa Bay Buccaneers	Raymond James Stadium	L	20-26	56,590
<b>10/23</b>	<b>INDIANAPOLIS COLTS - SN</b>	<b>MERCEDES-BENZ SUPERDOME</b>	<b>W</b>	<b>62-7</b>	<b>73,012</b>
10/30	at St. Louis Rams	Edward Jones Dome	L	21-31	57,179
<b>11/6</b>	<b>TAMPA BAY BUCCANEERS</b>	<b>MERCEDES-BENZ SUPERDOME</b>	<b>W</b>	<b>27-16</b>	<b>73,043</b>
11/13	at Atlanta Falcons	Georgia Dome	W	26-23 OT	70,359
<b>11/28</b>	<b>NEW YORK GIANTS - MN</b>	<b>MERCEDES-BENZ SUPERDOME</b>	<b>W</b>	<b>49-24</b>	<b>73,068</b>
<b>12/4</b>	<b>DETROIT LIONS - SN</b>	<b>MERCEDES-BENZ SUPERDOME</b>	<b>W</b>	<b>31-17</b>	<b>73,042</b>





# SEASON RESULTS (2011-14)



HISTORY • RECORDS • ADMINISTRATION • FOOTBALL • OWNERSHIP

12/11	at Tennessee Titans	LP Field	W	22-17	69,143
12/18	at Minnesota Vikings	Mall of America Field	W	42-20	62,623
<b>12/26</b>	<b>ATLANTA FALCONS - MN</b>	<b>MERCEDES-BENZ SUPERDOME</b>	<b>W</b>	<b>45-16</b>	<b>73,085</b>
<b>1/1</b>	<b>CAROLINA PANTHERS</b>	<b>MERCEDES-BENZ SUPERDOME</b>	<b>W</b>	<b>45-17</b>	<b>73,065</b>
				<b>547-339</b>	<b>1,106,095</b>
<b>NFC Wild Card Playoff</b>					
<b>1/7</b>	<b>DETROIT LIONS - SAT</b>	<b>MERCEDES-BENZ SUPERDOME</b>	<b>W</b>	<b>45-28</b>	<b>73,038</b>
<b>NFC Divisional Playoff</b>					
1/14	at San Francisco 49ers - SAT	Candlestick Park	L	32-36	69,732

## 2012: 7-9 (3rd-NFC South)

Head Coaches: Aaron Kromer (6 games, 2-4) & Joe Vitt (10 games, 5-5)

<b>9/9</b>	<b>WASHINGTON REDSKINS</b>	<b>MERCEDES-BENZ SUPERDOME</b>	<b>L</b>	<b>32-40</b>	<b>72,180</b>
9/16	at Carolina Panthers	Bank of America Stadium	L	27-35	72,879
<b>9/23</b>	<b>KANSAS CITY CHIEFS</b>	<b>MERCEDES-BENZ SUPERDOME</b>	<b>L</b>	<b>24-27 OT</b>	<b>72,226</b>
9/30	at Green Bay Packers	Lambeau Field	L	27-28	70,571
<b>10/7</b>	<b>SAN DIEGO CHARGERS - SN</b>	<b>MERCEDES-BENZ SUPERDOME</b>	<b>W</b>	<b>31-24</b>	<b>73,109</b>
10/21	at Tampa Bay Buccaneers	Raymond James Stadium	W	35-28	58,906
10/28	at Denver Broncos - SN	Sports Authority Field at Mile High	L	14-34	
76,832					
<b>11/5</b>	<b>PHILADELPHIA EAGLES - MN</b>	<b>MERCEDES-BENZ SUPERDOME</b>	<b>W</b>	<b>28-13</b>	<b>73,099</b>
<b>11/11</b>	<b>ATLANTA FALCONS</b>	<b>MERCEDES-BENZ SUPERDOME</b>	<b>W</b>	<b>31-27</b>	<b>73,126</b>
11/18	at Oakland Raiders	O.co Coliseum	W	38-17	56,880
<b>11/25</b>	<b>SAN FRANCISCO 49ERS</b>	<b>MERCEDES-BENZ SUPERDOME</b>	<b>L</b>	<b>21-31</b>	<b>73,147</b>
11/29	at Atlanta Falcons - TN	Georgia Dome	L	13-23	70,514
12/9	at New York Giants	MetLife Stadium	L	27-52	81,437
<b>12/16</b>	<b>TAMPA BAY BUCCANEERS</b>	<b>MERCEDES-BENZ SUPERDOME</b>	<b>W</b>	<b>41-0</b>	<b>73,096</b>
12/23	at Dallas Cowboys	Cowboys Stadium	W	34-31 OT	92,570
<b>12/30</b>	<b>CAROLINA PANTHERS</b>	<b>MERCEDES-BENZ SUPERDOME</b>	<b>L</b>	<b>38-44</b>	<b>73,124</b>
				<b>461-454</b>	<b>1,163,696</b>

## 2013: 11-5 (2nd-NFC South)

Head Coach: Sean Payton

<b>9/8</b>	<b>ATLANTA FALCONS</b>	<b>MERCEDES-BENZ SUPERDOME</b>	<b>W</b>	<b>23-17</b>	<b>72,348</b>
9/15	at Tampa Bay Buccaneers	Raymond James Stadium	W	16-14	60,870
<b>9/22</b>	<b>ARIZONA CARDINALS</b>	<b>MERCEDES-BENZ SUPERDOME</b>	<b>W</b>	<b>31-7</b>	<b>73,057</b>
<b>9/30</b>	<b>MIAMI DOLPHINS - MN</b>	<b>MERCEDES-BENZ SUPERDOME</b>	<b>W</b>	<b>38-17</b>	<b>73,118</b>
10/6	at Chicago Bears	Soldier Field	W	26-18	62,361
10/13	at New England Patriots	Gillette Stadium	L	27-30	68,756
<b>10/27</b>	<b>BUFFALO BILLS</b>	<b>MERCEDES-BENZ SUPERDOME</b>	<b>W</b>	<b>49-17</b>	<b>73,018</b>
11/3	at New York Jets	MetLife Stadium	L	20-26	76,957
<b>11/10</b>	<b>DALLAS COWBOYS - SN</b>	<b>MERCEDES-BENZ SUPERDOME</b>	<b>W</b>	<b>49-24</b>	<b>73,068</b>
<b>11/17</b>	<b>SAN FRANCISCO 49ERS</b>	<b>MERCEDES-BENZ SUPERDOME</b>	<b>W</b>	<b>23-20</b>	<b>73,025</b>
11/21	at Atlanta Falcons - TN	Georgia Dome	W	17-13	70,422
12/2	at Seattle Seahawks - MN	CenturyLink Field	L	7-34	68,387
<b>12/8</b>	<b>CAROLINA PANTHERS - SN</b>	<b>MERCEDES-BENZ SUPERDOME</b>	<b>W</b>	<b>31-13</b>	<b>73,089</b>
12/15	at St. Louis Rams	Edward Jones Dome	L	16-27	58,442
12/22	at Carolina Panthers	Bank of America Stadium	L	13-17	73,825
<b>12/29</b>	<b>TAMPA BAY BUCCANEERS</b>	<b>MERCEDES-BENZ SUPERDOME</b>	<b>W</b>	<b>42-17</b>	<b>73,150</b>
				<b>414-304</b>	<b>1,123,230</b>
<b>NFC Wild Card Playoff</b>					
1/7	at Philadelphia Eagles - SAT	Lincoln Financial Field	W	26-24	69,144
<b>NFC Divisional Playoff</b>					
1/14	at Seattle Seahawks - SAT	CenturyLink Field	L	15-23	68,388

## 2014: 7-9 (2nd-NFC South)

Head Coach: Sean Payton

9/7	at Atlanta Falcons	Georgia Dome	L	34-37 OT	70,706
9/14	at Cleveland Browns	FirstEnergy Stadium	W	24-26	67,407
<b>9/21</b>	<b>MINNESOTA VIKINGS</b>	<b>MERCEDES-BENZ SUPERDOME</b>	<b>L</b>	<b>20-9</b>	<b>73,005</b>
9/28	at Dallas Cowboys - SN	AT&T Stadium	L	17-38	91,176
<b>10/5</b>	<b>TAMPA BAY BUCCANEERS</b>	<b>MERCEDES-BENZ SUPERDOME</b>	<b>W</b>	<b>37-31 OT</b>	<b>73,004</b>

# SEASON RESULTS (2014-15)

10/19	at Detroit Lions	Ford Field	L	23-24	63,271
10/26	<b>GREEN BAY PACKERS - SN</b>	<b>MERCEDES-BENZ SUPERDOME</b>	<b>W</b>	<b>44-23</b>	<b>73,146</b>
10/30	at Carolina Panthers - TN	Bank of America Stadium	W	28-10	73,663
11/9	<b>SAN FRANCISCO 49ERS</b>	<b>MERCEDES-BENZ SUPERDOME</b>	<b>L</b>	<b>24-27 OT</b>	<b>73,129</b>
11/16	<b>CINCINNATI BENGALS</b>	<b>MERCEDES-BENZ SUPERDOME</b>	<b>L</b>	<b>10-27</b>	<b>73,073</b>
11/24	<b>BALTIMORE RAVENS - MN</b>	<b>MERCEDES-BENZ SUPERDOME</b>	<b>L</b>	<b>27-34</b>	<b>73,373</b>
11/30	at Pittsburgh Steelers	Heinz Field	W	35-32	61,916
12/7	<b>CAROLINA PANTHERS</b>	<b>MERCEDES-BENZ SUPERDOME</b>	<b>L</b>	<b>10-41</b>	<b>73,006</b>
12/15	at Chicago Bears - MN	Soldier Field	W	31-15	60,996
12/21	<b>ATLANTA FALCONS</b>	<b>MERCEDES-BENZ SUPERDOME</b>	<b>L</b>	<b>14-30</b>	<b>73,164</b>
12/28	at Tampa Bay Buccaneers	Raymond James Stadium	W	23-20	59,952
				<b>401-424</b>	<b>1,133,987</b>

## 2015: 7-9 (3rd-NFC South)

		<b>Head Coach: Sean Payton</b>			
9/13	at Arizona Cardinals	University of Phoenix Stadium	L	19-31	62,903
9/20	<b>TAMPA BAY BUCCANEERS</b>	<b>MERCEDES-BENZ SUPERDOME</b>	<b>L</b>	<b>19-26</b>	<b>73,006</b>
9/27	at Carolina Panthers	Bank of America Stadium	L	22-27	73,402
10/4	<b>DALLAS COWBOYS - SN</b>	<b>MERCEDES-BENZ SUPERDOME</b>	<b>W</b>	<b>26-20 OT</b>	<b>73,009</b>
10/11	at Philadelphia Eagles	Lincoln Financial Field	L	17-39	69,296
10/15	<b>ATLANTA FALCONS - TN</b>	<b>MERCEDES-BENZ SUPERDOME</b>	<b>W</b>	<b>31-21</b>	<b>73,018</b>
10/25	at Indianapolis Colts	Lucas Oil Stadium	W	27-21	66,420
11/1	<b>NEW YORK GIANTS</b>	<b>MERCEDES-BENZ SUPERDOME</b>	<b>W</b>	<b>52-49</b>	<b>73,019</b>
11/8	<b>TENNESSEE TITANS</b>	<b>MERCEDES-BENZ SUPERDOME</b>	<b>L</b>	<b>28-34 OT</b>	<b>73,075</b>
11/15	at Washington Redskins	FedExField	L	14-47	75,086
11/29	at Houston Texans	NRG Stadium	L	6-24	71,778
12/6	<b>CAROLINA PANTHERS</b>	<b>MERCEDES-BENZ SUPERDOME</b>	<b>L</b>	<b>38-41</b>	<b>73,097</b>
12/13	at Tampa Bay Buccaneers	Raymond James Stadium	W	24-17	62,138
12/21	<b>DETROIT LIONS - MN</b>	<b>MERCEDES-BENZ SUPERDOME</b>	<b>L</b>	<b>27-35</b>	<b>73,017</b>
12/27	<b>JACKSONVILLE JAGUARS</b>	<b>MERCEDES-BENZ SUPERDOME</b>	<b>W</b>	<b>38-27</b>	<b>73,064</b>
1/3	at Atlanta Falcons	Georgia Dome	W	20-17	69,699
				<b>408-476</b>	<b>1,135,027</b>

## Regular Season

	Overall	Pct.	Home	Pct.	Road	Pct.
Totals Since 1967:	331-418-5	.442	180-196-1	.479	151-222-4	.406
Tulane Stadium (1967-74):			23-32-1	.420		
Mercedes-Benz Superdome (1975-2004, 2006-present):			155-156	.498		
Giants Stadium (2005):			0-1	.000		
San Antonio Alamodome (2005):			1-2	.333		
Tiger Stadium (2005):			0-4	.000		
Wembley Stadium (2008):			1-0	1.000		

## Postseason

	Overall	Pct.	Home	Pct.	Road	Pct.
Totals	7-9	.438	5-3	.625	1-6	.143
Mercedes-Benz Superdome (1975-present)			5-3	.625		

S - includes Super Bowl XLIV (neutral site).



# SERIES RECORDS

## REGULAR SEASON (Home Games in Bold)

### Arizona Cardinals (13-15-0)

Date	W/L	Score	Site	Attendance
12/3/67	L	20-31	Busch Stadium	41,171
<b>9/29/68</b>	<b>L</b>	<b>20-21</b>	<b>Tulane Stadium</b>	<b>79,021</b>
10/27/68	L	17-31	Busch Stadium	45,476
11/2/69	W	51-42	Busch Stadium	46,718
10/11/70	L	17-24	Busch Stadium	45,294
<b>12/8/74</b>	<b>W</b>	<b>14-0</b>	<b>Tulane Stadium</b>	<b>45,152</b>
10/23/77	L	31-49	Busch Stadium	48,417
<b>10/5/80</b>	<b>L</b>	<b>7-40</b>	<b>Louisiana Superdome</b>	<b>45,388</b>
12/6/81	L	3-30	Busch Stadium	46,923
<b>9/12/82</b>	<b>L</b>	<b>7-21</b>	<b>Louisiana Superdome</b>	<b>58,673</b>
<b>9/4/83</b>	<b>W</b>	<b>28-17</b>	<b>Louisiana Superdome</b>	<b>60,430</b>
<b>9/23/84</b>	<b>W</b>	<b>34-24</b>	<b>Louisiana Superdome</b>	<b>58,723</b>
12/8/85	L	16-28	Busch Stadium	29,527
11/16/86	W	16-7	Busch Stadium	32,069
10/11/87	L	19-24	Busch Stadium	11,795
<b>9/23/90</b>	<b>W</b>	<b>28-7</b>	<b>Louisiana Superdome</b>	<b>61,110</b>
12/22/91	W	27-3	Sun Devil Stadium	30,928
10/18/92	W	30-21	Sun Devil Stadium	27,735
10/31/93	W	20-17	Sun Devil Stadium	36,778
<b>9/22/96</b>	<b>L</b>	<b>14-28</b>	<b>Louisiana Superdome</b>	<b>34,316</b>
<b>12/14/97</b>	<b>W</b>	<b>27-10</b>	<b>Louisiana Superdome</b>	<b>45,517</b>
12/20/98	L	17-19	Sun Devil Stadium	51,617
10/29/00	W	21-10	Sun Devil Stadium	35,016
10/30/04	L	10-34	Sun Devil Stadium	29,109
<b>12/16/07</b>	<b>W</b>	<b>31-24</b>	<b>Louisiana Superdome</b>	<b>70,007</b>
10/10/10	L	20-30	Univ. of Phoenix Stadium	62,621
<b>9/22/13</b>	<b>W</b>	<b>31-7</b>	<b>Mercedes-Benz Superdome</b>	<b>73,057</b>
<b>9/13/15</b>	<b>L</b>	<b>19-31</b>	Univ. of Phoenix Stadium	62,903

### Atlanta Falcons (45-48-0)

<b>11/26/67</b>	<b>W</b>	<b>27-24</b>	<b>Tulane Stadium</b>	<b>83,437</b>
12/7/69	L	17-45	Atlanta Stadium	51,021
<b>9/20/70</b>	<b>L</b>	<b>3-14</b>	<b>Tulane Stadium</b>	<b>77,042</b>
10/25/70	L	14-32	Atlanta Stadium	58,850
10/24/71	L	6-28	Atlanta Stadium	58,850
<b>12/19/71</b>	<b>L</b>	<b>20-24</b>	<b>Tulane Stadium</b>	<b>75,954</b>
<b>10/15/72</b>	<b>L</b>	<b>14-21</b>	<b>Tulane Stadium</b>	<b>66,294</b>
11/12/72	L	20-36	Atlanta Stadium	58,850
<b>9/16/73</b>	<b>L</b>	<b>7-62</b>	<b>Tulane Stadium</b>	<b>66,428</b>
12/16/73	L	10-14	Atlanta Stadium	34,147
<b>9/29/74</b>	<b>W</b>	<b>14-13</b>	<b>Tulane Stadium</b>	<b>62,273</b>
10/20/74	W	13-3	Atlanta Stadium	47,217
10/5/75	L	7-14	Atlanta Stadium	29,444
<b>11/2/75</b>	<b>W</b>	<b>23-7</b>	<b>Louisiana Superdome</b>	<b>49,342</b>
<b>10/10/76</b>	<b>W</b>	<b>30-0</b>	<b>Louisiana Superdome</b>	<b>51,521</b>
10/31/76	L	20-23	Atlanta-Fulton Co. Std.	34,127
<b>11/20/77</b>	<b>W</b>	<b>21-20</b>	<b>Louisiana Superdome</b>	<b>43,135</b>
12/18/77	L	7-35	Atlanta-Fulton Co. Std.	36,895
<b>11/12/78</b>	<b>L</b>	<b>17-20</b>	<b>Louisiana Superdome</b>	<b>70,323</b>
11/26/78	L	17-20	Atlanta-Fulton Co. Std.	55,121
<b>9/2/79</b>	<b>L</b>	<b>34-40</b>	<b>Louisiana Superdome</b>	<b>70,940</b>
11/25/79	W	37-6	Atlanta-Fulton Co. Std.	42,815
<b>10/19/80</b>	<b>L</b>	<b>14-41</b>	<b>Louisiana Superdome</b>	<b>62,651</b>
11/16/80	L	13-31	Atlanta-Fulton Co. Std.	53,871
9/6/81	L	0-27	Atlanta-Fulton Co. Std.	57,406
<b>11/1/81</b>	<b>L</b>	<b>10-41</b>	<b>Louisiana Superdome</b>	<b>63,637</b>
12/12/82	L	0-35	Atlanta-Fulton Co. Std.	39,535
<b>1/2/83</b>	<b>W</b>	<b>35-6</b>	<b>Louisiana Superdome</b>	<b>47,336</b>
10/9/83	W	19-17	Atlanta-Fulton Co. Std.	51,654
<b>11/6/83</b>	<b>W</b>	<b>27-10</b>	<b>Louisiana Superdome</b>	<b>67,062</b>
<b>9/2/84</b>	<b>L</b>	<b>28-36</b>	<b>Louisiana Superdome</b>	<b>66,652</b>
11/11/84	W	17-13	Atlanta-Fulton Co. Std.	40,590
10/20/85	L	24-31	Atlanta-Fulton Co. Std.	44,784
<b>12/22/85</b>	<b>L</b>	<b>10-16</b>	<b>Louisiana Superdome</b>	<b>37,717</b>
<b>9/7/86</b>	<b>L</b>	<b>10-31</b>	<b>Louisiana Superdome</b>	<b>67,950</b>
12/14/86	W	14-9	Atlanta-Fulton Co. Std.	39,994
11/1/87	W	38-0	Atlanta-Fulton Co. Std.	42,196
9/11/88	W	29-21	Atlanta-Fulton Co. Std.	48,901
<b>12/18/88</b>	<b>W</b>	<b>10-9</b>	<b>Louisiana Superdome</b>	<b>60,566</b>
<b>10/29/89</b>	<b>W</b>	<b>20-13</b>	<b>Louisiana Superdome</b>	<b>65,153</b>
11/19/89	W	26-17	Atlanta-Fulton Co. Std.	53,173

10/7/90	L	27-28	Atlanta-Fulton Co. Std.	57,401
<b>11/25/90</b>	<b>W</b>	<b>10-7</b>	<b>Louisiana Superdome</b>	<b>68,629</b>
9/29/91	W	27-6	Atlanta-Fulton Co. Std.	56,556
<b>11/24/91</b>	<b>L</b>	<b>20-23</b>	<b>Louisiana Superdome</b>	<b>63,511</b>
9/20/92	W	10-7	Georgia Dome	67,328
<b>12/3/92</b>	<b>W</b>	<b>22-14</b>	<b>Louisiana Superdome</b>	<b>68,591</b>
9/12/93	W	34-31	Georgia Dome	64,287
<b>10/24/93</b>	<b>L</b>	<b>15-26</b>	<b>Louisiana Superdome</b>	<b>69,043</b>
<b>11/13/94</b>	<b>W</b>	<b>33-32</b>	<b>Louisiana Superdome</b>	<b>60,313</b>
12/11/94	W	29-20	Georgia Dome	61,307
<b>9/17/95</b>	<b>L</b>	<b>24-27</b>	<b>Louisiana Superdome</b>	<b>57,442</b>
12/10/95	L	14-19	Georgia Dome	54,603
11/17/96	L	15-17	Georgia Dome	43,119
<b>12/8/96</b>	<b>L</b>	<b>15-31</b>	<b>Louisiana Superdome</b>	<b>32,923</b>
<b>10/12/97</b>	<b>L</b>	<b>17-23</b>	<b>Louisiana Superdome</b>	<b>65,619</b>
11/23/97	L	3-20	Georgia Dome	48,620
10/18/98	L	23-31	Georgia Dome	60,774
<b>12/13/98</b>	<b>L</b>	<b>17-27</b>	<b>Louisiana Superdome</b>	<b>61,678</b>
<b>10/10/99</b>	<b>L</b>	<b>17-20</b>	<b>Louisiana Superdome</b>	<b>57,289</b>
12/5/99	L	12-35	Georgia Dome	62,568
10/22/00	W	21-19	Georgia Dome	56,508
<b>12/17/00</b>	<b>W</b>	<b>23-7</b>	<b>Louisiana Superdome</b>	<b>64,900</b>
<b>10/21/01</b>	<b>L</b>	<b>13-20</b>	<b>Louisiana Superdome</b>	<b>70,020</b>
12/9/01	W	28-10	Georgia Dome	68,826
<b>10/27/02</b>	<b>L</b>	<b>35-37</b>	<b>Louisiana Superdome</b>	<b>67,883</b>
11/17/02	L	17-24	Georgia Dome	70,382
10/19/03	W	45-17	Georgia Dome	70,837
<b>11/16/03</b>	<b>W</b>	<b>23-20</b>	<b>Louisiana Superdome</b>	<b>68,432</b>
11/28/04	L	21-24	Georgia Dome	70,521
<b>12/26/04</b>	<b>W</b>	<b>26-13</b>	<b>Louisiana Superdome</b>	<b>64,900</b>
<b>10/16/05</b>	<b>L</b>	<b>31-34</b>	<b>Alamodome</b>	<b>65,562</b>
12/12/05	L	17-36	Georgia Dome	70,083
<b>9/25/06</b>	<b>W</b>	<b>23-3</b>	<b>Louisiana Superdome</b>	<b>70,003</b>
11/26/06	W	31-13	Georgia Dome	70,933
<b>10/21/07</b>	<b>W</b>	<b>22-16</b>	<b>Louisiana Superdome</b>	<b>69,994</b>
12/10/07	W	34-14	Georgia Dome	69,553
11/9/08	L	20-34	Georgia Dome	64,826
<b>12/7/08</b>	<b>W</b>	<b>29-25</b>	<b>Louisiana Superdome</b>	<b>70,011</b>
<b>11/2/09</b>	<b>W</b>	<b>35-27</b>	<b>Louisiana Superdome</b>	<b>70,088</b>
12/13/09	W	26-23	Georgia Dome	68,930
<b>9/26/10</b>	<b>L</b>	<b>24-27</b>	<b>Louisiana Superdome</b>	<b>70,051</b>
12/27/10	W	17-14	Georgia Dome	70,144
11/13/11	W	26-23	Georgia Dome	70,359
<b>12/26/11</b>	<b>W</b>	<b>45-16</b>	<b>Mercedes-Benz Superdome</b>	<b>73,085</b>
<b>11/11/12</b>	<b>W</b>	<b>31-27</b>	<b>Mercedes-Benz Superdome</b>	<b>73,126</b>
11/29/12	L	13-23	Georgia Dome	72,514
<b>9/8/13</b>	<b>W</b>	<b>23-17</b>	<b>Mercedes-Benz Superdome</b>	<b>70,348</b>
11/21/13	W	17-13	Georgia Dome	70,422
9/7/14	L	34-37	Georgia Dome	70,706
<b>12/21/14</b>	<b>L</b>	<b>14-30</b>	<b>Mercedes-Benz Superdome</b>	<b>73,164</b>
<b>10/15/15</b>	<b>W</b>	<b>31-21</b>	<b>Mercedes-Benz Superdome</b>	<b>73,018</b>
1/3/16	W	20-17	Georgia Dome	69,699

### Baltimore Ravens (15-0)

9/29/96	L	10-17	Memorial Stadium	61,063
12/19/99	L	8-31	PSINet Stadium	67,597
12/8/02	W	37-25	Ravens Stadium	69,334
<b>10/29/06</b>	<b>L</b>	<b>22-35</b>	<b>Louisiana Superdome</b>	<b>69,152</b>
12/19/10	L	24-30	M&T Bank Stadium	71,432
<b>11/24/14</b>	<b>L</b>	<b>27-34</b>	<b>Mercedes-Benz Superdome</b>	<b>73,373</b>

### Buffalo Bills (6-4-0)

<b>11/4/73</b>	<b>W</b>	<b>13-0</b>	<b>Tulane Stadium</b>	<b>74,770</b>
<b>9/21/80</b>	<b>L</b>	<b>26-35</b>	<b>Louisiana Superdome</b>	<b>51,154</b>
10/30/83	L	21-27	Rich Stadium	49,413
12/10/89	W	22-19	Rich Stadium	70,037
<b>12/20/92</b>	<b>L</b>	<b>16-20</b>	<b>Louisiana Superdome</b>	<b>68,591</b>
<b>12/27/98</b>	<b>L</b>	<b>33-45</b>	<b>Louisiana Superdome</b>	<b>39,707</b>
9/9/01	W	24-6	Ralph Wilson Stadium	71,447
<b>10/2/05</b>	<b>W</b>	<b>19-7</b>	<b>Alamodome</b>	<b>58,688</b>
9/27/09	W	27-7	Ralph Wilson Stadium	70,261
<b>10/27/13</b>	<b>W</b>	<b>35-17</b>	<b>Mercedes-Benz Superdome</b>	<b>72,405</b>



HISTORY • RECORDS • ADMINISTRATION • FOOTBALL • OWNERSHIP

# SERIES RECORDS

## Carolina Panthers (19-23-0)

10/22/95	L	3-20	Clemson Memorial Std.	55,484
<b>11/26/95</b>	<b>W</b>	<b>34-26</b>	<b>Louisiana Superdome</b>	<b>39,580</b>
<b>9/8/96</b>	<b>L</b>	<b>20-22</b>	<b>Louisiana Superdome</b>	<b>43,288</b>
10/20/96	L	7-19	Ericsson Stadium	70,888
<b>10/19/97</b>	<b>L</b>	<b>0-13</b>	<b>Louisiana Superdome</b>	<b>50,963</b>
11/30/97	W	16-13	Ericsson Stadium	57,957
<b>9/13/98</b>	<b>W</b>	<b>19-14</b>	<b>Louisiana Superdome</b>	<b>51,915</b>
11/1/98	L	17-31	Ericsson Stadium	62,514
<b>9/12/99</b>	<b>W</b>	<b>19-10</b>	<b>Louisiana Superdome</b>	<b>58,166</b>
1/2/00	L	13-45	Ericsson Stadium	56,929
<b>10/15/00</b>	<b>W</b>	<b>24-6</b>	<b>Louisiana Superdome</b>	<b>50,015</b>
11/12/00	W	20-10	Ericsson Stadium	72,981
10/14/01	W	27-25	Ericsson Stadium	72,049
<b>12/2/01</b>	<b>W</b>	<b>27-23</b>	<b>Louisiana Superdome</b>	<b>70,020</b>
11/10/02	W	34-24	Ericsson Stadium	72,566
<b>12/29/02</b>	<b>L</b>	<b>6-10</b>	<b>Louisiana Superdome</b>	<b>66,946</b>
10/5/03	L	13-19	Ericsson Stadium	72,496
<b>10/26/03</b>	<b>L</b>	<b>20-23</b>	<b>Louisiana Superdome</b>	<b>68,370</b>
<b>12/05/04</b>	<b>L</b>	<b>21-32</b>	<b>Louisiana Superdome</b>	<b>58,878</b>
1/2/05	W	21-18	Bank of America Stadium	73,302
9/11/05	W	23-20	Bank of America Stadium	72,920
<b>12/18/05</b>	<b>L</b>	<b>10-27</b>	<b>Tiger Stadium</b>	<b>32,551</b>
10/1/06	L	18-21	Bank of America Stadium	73,392
<b>12/31/06</b>	<b>L</b>	<b>21-31</b>	<b>Louisiana Superdome</b>	<b>69,569</b>
<b>10/7/07</b>	<b>L</b>	<b>13-16</b>	<b>Louisiana Superdome</b>	<b>70,001</b>
11/25/07	W	31-6	Bank of America Stadium	72,032
10/19/08	L	7-30	Bank of America Stadium	73,687
<b>12/28/08</b>	<b>L</b>	<b>31-33</b>	<b>Louisiana Superdome</b>	<b>69,999</b>
<b>11/8/09</b>	<b>W</b>	<b>30-20</b>	<b>Louisiana Superdome</b>	<b>70,011</b>
1/3/10	L	10-23	Bank of America Stadium	73,047
<b>10/3/10</b>	<b>W</b>	<b>16-14</b>	<b>Louisiana Superdome</b>	<b>70,016</b>
11/7/10	W	34-3	Bank of America Stadium	73,191
10/9/11	W	30-27	Bank of America Stadium	72,679
<b>1/1/12</b>	<b>W</b>	<b>45-17</b>	<b>Mercedes-Benz Superdome</b>	<b>73,065</b>
9/16/12	L	27-35	Bank of America Stadium	72,879
<b>12/30/12</b>	<b>L</b>	<b>38-44</b>	<b>Mercedes-Benz Superdome</b>	<b>73,124</b>
<b>12/8/13</b>	<b>W</b>	<b>31-13</b>	<b>Mercedes-Benz Superdome</b>	<b>73,089</b>
12/22/13	L	13-17	Bank of America Stadium	73,825
10/30/14	W	28-10	Bank of America Stadium	73,663
<b>12/7/14</b>	<b>L</b>	<b>10-41</b>	<b>Mercedes-Benz Superdome</b>	<b>73,006</b>
9/27/15	L	22-27	Bank of America Stadium	73,402
<b>12/6/15</b>	<b>L</b>	<b>38-41</b>	<b>Mercedes-Benz Superdome</b>	<b>73,097</b>

## Chicago Bears (14-13-0)

<b>12/1/68</b>	<b>L</b>	<b>17-23</b>	<b>Tulane Stadium</b>	<b>78,285</b>
<b>12/20/70</b>	<b>L</b>	<b>3-24</b>	<b>Tulane Stadium</b>	<b>63,518</b>
10/10/71	L	14-35	Soldier Field	55,049
<b>10/7/73</b>	<b>W</b>	<b>21-16</b>	<b>Tulane Stadium</b>	<b>56,561</b>
10/6/74	L	10-24	Soldier Field	45,818
<b>12/21/75</b>	<b>L</b>	<b>17-42</b>	<b>Louisiana Superdome</b>	<b>33,371</b>
10/2/77	W	42-24	Soldier Field	51,488
9/14/80	L	3-22	Soldier Field	62,523
9/19/82	W	10-0	Soldier Field	56,600
<b>9/18/83</b>	<b>W</b>	<b>34-31</b>	<b>Louisiana Superdome</b>	<b>64,692</b>
10/7/84	L	7-20	Soldier Field	53,752
10/18/87	W	19-17	Soldier Field	46,813
<b>10/27/91</b>	<b>L</b>	<b>17-20</b>	<b>Louisiana Superdome</b>	<b>68,591</b>
<b>9/13/92</b>	<b>W</b>	<b>28-6</b>	<b>Louisiana Superdome</b>	<b>68,591</b>
10/9/94	L	7-17	Soldier Field	63,822
<b>10/13/96</b>	<b>W</b>	<b>27-24</b>	<b>Louisiana Superdome</b>	<b>43,512</b>
10/5/97	W	20-17	Soldier Field	58,865
10/3/99	L	10-14	Soldier Field	66,944
10/8/00	W	31-10	Soldier Field	66,944
9/22/02	W	29-23	Memorial Stadium	63,216
<b>10/12/03</b>	<b>W</b>	<b>20-13</b>	<b>Louisiana Superdome</b>	<b>68,390</b>
<b>11/6/05</b>	<b>L</b>	<b>17-20</b>	<b>Tiger Stadium</b>	<b>32,637</b>
12/30/07	L	25-33	Soldier Field	62,064
12/11/08	L	24-27	Soldier Field	61,692
<b>9/18/11</b>	<b>W</b>	<b>30-13</b>	<b>Louisiana Superdome</b>	<b>73,019</b>
10/6/13	W	26-18	Soldier Field	62,361
12/15/14	W	31-15	Soldier Field	60,996

## Cincinnati Bengals (6-7-0)

11/29/70	L	6-26	Riverfront Stadium	59,342
<b>9/28/75</b>	<b>L</b>	<b>0-21</b>	<b>Louisiana Superdome</b>	<b>52,531</b>
9/24/78	W	20-18	Riverfront Stadium	40,455
<b>10/25/81</b>	<b>W</b>	<b>17-7</b>	<b>Louisiana Superdome</b>	<b>46,336</b>
<b>12/9/84</b>	<b>L</b>	<b>21-24</b>	<b>Louisiana Superdome</b>	<b>40,855</b>
11/24/90	W	41-24	Riverfront Stadium	43,424
12/0/97	W	21-7	Riverfront Stadium	60,067
<b>1/2/94</b>	<b>W</b>	<b>20-13</b>	<b>Louisiana Superdome</b>	<b>58,036</b>
9/15/96	L	15-30	Riverfront Stadium	45,412
12/22/02	L	13-20	Paul Brown Stadium	43,544
<b>11/19/06</b>	<b>L</b>	<b>16-31</b>	<b>Louisiana Superdome</b>	<b>68,001</b>
12/5/10	W	34-30	Paul Brown Stadium	59,963
<b>11/16/14</b>	<b>L</b>	<b>10-27</b>	<b>Mercedes-Benz Superdome</b>	<b>73,073</b>

## Cleveland Browns (4-13-0)

<b>10/1/67</b>	<b>L</b>	<b>7-42</b>	<b>Tulane Stadium</b>	<b>77,045</b>
<b>9/15/68</b>	<b>L</b>	<b>10-24</b>	<b>Tulane Stadium</b>	<b>74,215</b>
11/10/68	L	17-35	Municipal Stadium	71,025
<b>10/12/69</b>	<b>L</b>	<b>17-27</b>	<b>Tulane Stadium</b>	<b>71,274</b>
<b>12/12/71</b>	<b>L</b>	<b>17-21</b>	<b>Tulane Stadium</b>	<b>72,794</b>
11/30/75	L	16-17	Municipal Stadium	44,753
<b>10/8/78</b>	<b>L</b>	<b>16-24</b>	<b>Louisiana Superdome</b>	<b>50,158</b>
10/18/81	L	17-20	Municipal Stadium	76,059
10/28/84	W	16-14	Municipal Stadium	52,489
<b>9/13/87</b>	<b>W</b>	<b>28-21</b>	<b>Louisiana Superdome</b>	<b>59,900</b>
<b>10/14/90</b>	<b>W</b>	<b>25-20</b>	<b>Louisiana Superdome</b>	<b>68,608</b>
12/5/93	L	13-17	Municipal Stadium	60,388
<b>10/31/99</b>	<b>L</b>	<b>16-21</b>	<b>Louisiana Superdome</b>	<b>48,817</b>
<b>11/24/02</b>	<b>L</b>	<b>15-24</b>	<b>Louisiana Superdome</b>	<b>68,295</b>
9/14/06	W	19-14	Cleveland Browns Stadium	72,915
<b>10/24/10</b>	<b>L</b>	<b>17-30</b>	<b>Louisiana Superdome</b>	<b>70,077</b>
9/14/14	L	24-26	FirstEnergy Stadium	67,407

## Dallas Cowboys (12-16-0)

10/15/67	L	10-14	Cotton Bowl	64,128
<b>11/12/67</b>	<b>L</b>	<b>10-27</b>	<b>Tulane Stadium</b>	<b>83,437</b>
<b>11/3/68</b>	<b>L</b>	<b>3-17</b>	<b>Tulane Stadium</b>	<b>84,728</b>
<b>9/28/69</b>	<b>L</b>	<b>17-21</b>	<b>Tulane Stadium</b>	<b>79,567</b>
11/9/69	L	17-33	Cotton Bowl	68,282
<b>10/17/71</b>	<b>W</b>	<b>24-14</b>	<b>Tulane Stadium</b>	<b>83,088</b>
9/24/73	L	3-40	Texas Stadium	52,715
<b>9/19/76</b>	<b>L</b>	<b>6-24</b>	<b>Louisiana Superdome</b>	<b>61,413</b>
11/19/78	L	7-27	Texas Stadium	57,920
12/19/82	L	7-21	Texas Stadium	64,506
9/25/83	L	20-21	Texas Stadium	62,136
10/21/84	L	27-30	Texas Stadium	50,966
<b>10/3/88</b>	<b>W</b>	<b>20-17</b>	<b>Louisiana Superdome</b>	<b>68,474</b>
<b>9/10/89</b>	<b>W</b>	<b>28-0</b>	<b>Louisiana Superdome</b>	<b>66,977</b>
12/2/90	L	13-17	Texas Stadium	60,087
12/8/91	L	14-23	Texas Stadium	64,530
<b>12/19/94</b>	<b>L</b>	<b>16-24</b>	<b>Louisiana Superdome</b>	<b>67,323</b>
<b>12/6/98</b>	<b>W</b>	<b>22-3</b>	<b>Louisiana Superdome</b>	<b>65,065</b>
<b>12/24/99</b>	<b>W</b>	<b>31-24</b>	<b>Louisiana Superdome</b>	<b>47,835</b>
<b>12/28/03</b>	<b>W</b>	<b>13-7</b>	<b>Louisiana Superdome</b>	<b>68,451</b>
12/12/04	W	27-13	Texas Stadium	64,056
12/10/06	W	42-17	Texas Stadium	63,722
<b>12/19/09</b>	<b>L</b>	<b>17-24</b>	<b>Louisiana Superdome</b>	<b>70,213</b>
11/25/10	W	30-27	Cowboys Stadium	93,985
12/23/12	W	34-31	Cowboys Stadium	92,570
<b>11/10/13</b>	<b>W</b>	<b>49-17</b>	<b>Mercedes-Benz Superdome</b>	<b>73,018</b>
9/28/14	L	17-38	AT&T Stadium	91,176
<b>10/4/15</b>	<b>W</b>	<b>26-20</b>	<b>Mercedes-Benz Superdome</b>	<b>73,009</b>

## Denver Broncos (2-8-0)

<b>11/22/70</b>	<b>L</b>	<b>6-31</b>	<b>Tulane Stadium</b>	<b>66,837</b>
10/13/74	L	17-33	Mile High Stadium	51,881
11/4/79	L	3-10	Mile High Stadium	74,482
9/15/85	L	23-34	Mile High Stadium	74,488
<b>11/20/88</b>	<b>W</b>	<b>42-0</b>	<b>Louisiana Superdome</b>	<b>68,075</b>
12/24/94	W	30-28	Mile High Stadium	64,445

# SERIES RECORDS

12/3/00	L	23-38	Louisiana Superdome	64,900
11/21/04	L	13-34	Louisiana Superdome	64,900
9/21/08	L	32-34	INVESCO Field	75,713
10/28/12	L	14-34	Sports Auth.Fld. at Mile High	76,832

11/18/01	W	34-20	Louisiana Superdome	70,020
9/28/03	L	21-55	Louisiana Superdome	70,020
9/6/07	L	10-41	RCA Dome	57,361
10/23/11	W	62-7	Mercedes-Benz Superdome	73,012
10/25/15	W	27-21	Lucas Oil Stadium	66,420

## Detroit Lions (11-11-1)

11/24/68	T	20-20	Tiger Stadium	46,152
11/8/70	W	19-17	Tulane Stadium	66,910
11/19/72	L	14-27	Tiger Stadium	53,752
10/14/73	W	20-13	Tulane Stadium	57,810
11/3/74	L	14-19	Tiger Stadium	43,256
11/14/76	W	17-16	Louisiana Superdome	42,048
9/25/77	L	19-23	Silverdome	51,458
10/21/79	W	17-7	Louisiana Superdome	57,428
10/12/80	L	13-24	Silverdome	78,147
9/18/88	W	22-14	Silverdome	32,943
12/3/89	L	14-21	Silverdome	38,550
10/28/90	L	10-27	Louisiana Superdome	64,368
10/4/92	W	13-7	Silverdome	66,971
9/19/93	W	14-3	Louisiana Superdome	69,039
9/21/97	W	35-17	Louisiana Superdome	50,016
9/3/00	L	10-14	Louisiana Superdome	64,900
9/29/02	L	21-26	Ford Field	60,023
12/24/05	L	12-13	Alamodome	63,747
12/21/08	W	42-7	Ford Field	49,309
9/13/09	W	45-27	Louisiana Superdome	69,719
12/4/11	W	31-17	Mercedes-Benz Superdome	73,042
10/19/14	L	23-24	Ford Field	63,271
12/21/15	L	27-35	Mercedes-Benz Superdome	73,017

## Jacksonville Jaguars (4-2-0)

10/6/96	W	17-13	Louisiana Superdome	34,231
11/21/99	L	23-41	ALLTEL Stadium	69,772
12/21/03	L	19-20	ALLTEL Stadium	49,207
11/4/07	W	41-24	Louisiana Superdome	70,009
10/2/11	W	23-10	EverBank Field	62,471
12/27/15	W	38-27	Mercedes-Benz Superdome	73,064

## Kansas City Chiefs (5-5-0)

9/25/72	L	17-20	Tulane Stadium	70,793
9/26/76	W	27-17	Arrowhead Stadium	53,918
11/21/82	W	27-17	Louisiana Superdome	39,341
9/8/85	L	27-47	Louisiana Superdome	57,760
9/8/91	W	17-10	Arrowhead Stadium	74,816
9/4/94	L	17-30	Louisiana Superdome	69,362
12/21/97	L	13-25	Arrowhead Stadium	66,772
11/14/04	W	27-20	Louisiana Superdome	64,900
11/16/08	W	30-20	Arrowhead Stadium	74,159
9/23/12	L	24-27	Mercedes-Benz Superdome	72,226

## Miami Dolphins (5-6-0)

11/15/70	L	10-21	Orange Bowl	42,866
11/10/74	L	0-21	Tulane Stadium	74,289
9/28/80	L	16-21	Orange Bowl	40,946
10/2/83	W	17-7	Louisiana Superdome	66,489
12/7/86	L	27-31	Louisiana Superdome	64,761
11/29/92	W	24-13	Louisiana Superdome	68,591
11/15/95	W	33-30	Louisiana Superdome	55,628
11/29/98	L	10-30	Pro Player Stadium	73,216
10/30/05	L	6-21	Tiger Stadium	61,643
10/25/09	W	46-34	LandShark Stadium	66,689
9/30/13	W	38-17	Mercedes-Benz Superdome	73,118

## Minnesota Vikings (10-18-0)

10/13/68	W	20-17	Tulane Stadium	71,105
9/27/70	L	0-26	Metropolitan Stadium	47,900
11/21/71	L	10-23	Tulane Stadium	83,130
11/5/72	L	6-37	Metropolitan Stadium	49,784
12/1/74	L	9-29	Metropolitan Stadium	44,202
11/16/75	L	7-20	Louisiana Superdome	52,765
9/12/76	L	9-40	Louisiana Superdome	58,156
9/3/78	W	31-24	Louisiana Superdome	54,187
11/30/80	L	20-23	Louisiana Superdome	30,936
11/15/81	L	10-20	Metropolitan Stadium	45,215
11/27/83	W	17-16	Louisiana Superdome	59,502
11/24/85	W	30-23	Metrodome	54,117
12/21/86	L	17-33	Metrodome	51,209
12/4/88	L	3-45	Metrodome	61,215
9/16/90	L	3-32	Metrodome	56,272
9/22/91	W	26-0	Louisiana Superdome	68,591
11/28/93	W	17-14	Metrodome	53,030
11/6/94	L	20-21	Metrodome	57,564
11/19/95	L	24-43	Metrodome	58,108
11/8/98	L	24-31	Metrodome	63,779
10/7/01	W	28-15	Louisiana Superdome	70,020
12/15/02	L	31-32	Louisiana Superdome	67,851
10/17/04	L	31-38	Louisiana Superdome	64,900
9/25/05	L	16-33	Metrodome	63,952
10/6/08	L	27-30	Louisiana Superdome	70,015
9/9/10	W	14-9	Louisiana Superdome	70,051
12/18/11	W	42-20	Mall of America Field	62,623
9/21/14	W	20-9	Mercedes-Benz Superdome	73,005

## Green Bay Packers (8-16-0)

11/17/68	L	7-29	Milwaukee County Std.	49,644
11/28/71	W	29-21	Milwaukee County Std.	48,035
12/17/72	L	20-30	Tulane Stadium	65,881
12/2/73	L	10-30	Milwaukee County Std.	46,092
10/12/75	W	20-19	Louisiana Superdome	51,371
11/7/76	L	27-32	Milwaukee County Std.	52,936
9/18/77	L	20-24	Louisiana Superdome	56,250
9/10/78	L	17-28	Milwaukee County Std.	54,336
9/9/79	L	19-28	Milwaukee County Std.	53,184
12/13/81	L	7-35	Louisiana Superdome	45,518
11/4/84	L	13-23	Louisiana Superdome	57,426
11/17/85	L	14-38	Milwaukee County Std.	52,104
9/14/86	W	24-10	Louisiana Superdome	46,383
12/27/87	W	33-24	Louisiana Superdome	68,364
9/17/89	L	34-35	Lambeau Field	55,809
11/14/93	L	17-19	Louisiana Superdome	69,043
12/16/95	L	23-34	Louisiana Superdome	50,132
9/15/02	W	35-20	Louisiana Superdome	67,958
10/9/05	L	3-52	Lambeau Field	70,580
9/17/06	W	34-27	Lambeau Field	72,915
11/24/08	W	51-29	Louisiana Superdome	70,668
9/8/11	L	34-42	Lambeau Field	70,555
9/30/12	L	27-28	Lambeau Field	70,571
10/26/14	W	44-23	Mercedes-Benz Superdome	73,146

## Houston Texans (2-2-0)

9/14/03	W	31-10	Louisiana Superdome	68,390
11/18/07	L	10-23	Reliant Stadium	70,780
9/25/11	W	40-33	Louisiana Superdome	73,002
11/29/15	L	6-24	NRG Stadium	71,778

## Indianapolis Colts (7-5-0)

12/10/67	L	10-30	Memorial Stadium	60,238
10/19/69	L	10-30	Tulane Stadium	80,636
9/30/73	L	10-14	Memorial Stadium	52,293
10/12/86	W	17-14	Hoosier Dome	53,512
12/24/89	W	41-6	Louisiana Superdome	49,009
11/12/95	W	17-14	Louisiana Superdome	44,122
9/27/98	W	19-13	RCA Dome	48,480



HISTORY • RECORDS • ADMINISTRATION • FOOTBALL • OWNERSHIP

# SERIES RECORDS

## New England Patriots (4-9-0)

<b>12/10/72</b>	<b>L</b>	<b>10-17</b>	<b>Tulane Stadium</b>	<b>64,889</b>
12/5/76	L	6-27	Schaefer Stadium	53,592
<b>12/21/80</b>	<b>L</b>	<b>27-38</b>	<b>Louisiana Superdome</b>	<b>38,277</b>
12/4/83	L	0-7	Sullivan Stadium	24,579
<b>11/30/86</b>	<b>L</b>	<b>20-21</b>	<b>Louisiana Superdome</b>	<b>58,259</b>
11/12/89	W	28-24	Sullivan Stadium	47,680
11/8/92	W	31-14	Foxboro Stadium	45,413
12/3/95	W	31-17	Foxboro Stadium	59,876
<b>10/4/98</b>	<b>L</b>	<b>27-30</b>	<b>Louisiana Superdome</b>	<b>56,172</b>
11/25/01	L	17-34	Foxboro Stadium	60,292
11/20/05	L	17-24	Gillette Stadium	68,756
<b>11/30/09</b>	<b>W</b>	<b>38-17</b>	<b>Louisiana Superdome</b>	<b>70,768</b>
10/13/13	L	27-30	Gillette Stadium	68,756

## New York Giants (13-15-0)

10/8/67	L	21-27	Yankee Stadium	62,670
10/6/68	L	21-38	Yankee Stadium	60,967
11/16/69	W	25-24	Yankee Stadium	62,927
<b>10/4/70</b>	<b>W</b>	<b>14-10</b>	<b>Tulane Stadium</b>	<b>69,126</b>
10/8/72	L	21-45	Yankee Stadium	62,507
12/14/75	L	14-28	Shea Stadium	40,150
<b>10/29/78</b>	<b>W</b>	<b>28-17</b>	<b>Louisiana Superdome</b>	<b>58,807</b>
<b>9/30/79</b>	<b>W</b>	<b>24-14</b>	<b>Louisiana Superdome</b>	<b>51,543</b>
9/20/81	L	7-20	Giants Stadium	69,814
12/15/84	W	10-3	Giants Stadium	63,739
<b>10/27/85</b>	<b>L</b>	<b>13-21</b>	<b>Louisiana Superdome</b>	<b>54,082</b>
9/28/86	L	17-20	Giants Stadium	72,769
<b>11/22/87</b>	<b>W</b>	<b>23-14</b>	<b>Louisiana Superdome</b>	<b>67,639</b>
<b>11/27/88</b>	<b>L</b>	<b>12-13</b>	<b>Louisiana Superdome</b>	<b>66,526</b>
<b>12/20/93</b>	<b>L</b>	<b>14-24</b>	<b>Louisiana Superdome</b>	<b>69,036</b>
<b>10/2/94</b>	<b>W</b>	<b>27-22</b>	<b>Louisiana Superdome</b>	<b>55,076</b>
9/24/95	L	29-45	Giants Stadium	72,619
12/15/96	W	17-3	Giants Stadium	52,530
9/28/97	L	9-14	Giants Stadium	68,891
10/24/99	L	3-31	Giants Stadium	77,982
9/30/01	L	13-21	Giants Stadium	78,451
<b>12/14/03</b>	<b>W</b>	<b>45-7</b>	<b>Louisiana Superdome</b>	<b>68,399</b>
<b>9/19/05</b>	<b>L</b>	<b>10-27</b>	<b>Giants Stadium</b>	<b>68,031</b>
12/24/06	W	30-7	Giants Stadium	78,539
<b>10/18/09</b>	<b>W</b>	<b>48-27</b>	<b>Louisiana Superdome</b>	<b>70,011</b>
<b>11/28/11</b>	<b>W</b>	<b>49-24</b>	<b>Mercedes-Benz Superdome</b>	<b>73,068</b>
12/9/12	L	27-52	MetLife Stadium	81,437
<b>11/1/15</b>	<b>W</b>	<b>52-49</b>	<b>Mercedes-Benz Superdome</b>	<b>73,019</b>

## New York Jets (6-6-0)

12/3/72	L	17-18	Shea Stadium	62,496
<b>12/4/77</b>	<b>L</b>	<b>13-16</b>	<b>Louisiana Superdome</b>	<b>40,464</b>
12/14/80	W	21-20	Shea Stadium	38,077
<b>11/21/83</b>	<b>L</b>	<b>28-31</b>	<b>Louisiana Superdome</b>	<b>68,606</b>
10/26/86	L	23-28	Giants Stadium	44,246
<b>10/15/89</b>	<b>W</b>	<b>29-14</b>	<b>Louisiana Superdome</b>	<b>59,521</b>
12/26/92	W	20-0	Giants Stadium	45,614
12/24/95	W	12-0	Giants Stadium	28,885
<b>11/4/01</b>	<b>L</b>	<b>9-16</b>	<b>Louisiana Superdome</b>	<b>70,020</b>
11/27/05	W	21-19	Giants Stadium	77,152
<b>10/4/09</b>	<b>W</b>	<b>24-10</b>	<b>Louisiana Superdome</b>	<b>70,009</b>
11/3/13	L	20-26	MetLife Stadium	76,957

## Oakland Raiders (6-5-1)

<b>11/7/71</b>	<b>T</b>	<b>21-21</b>	<b>Tulane Stadium</b>	<b>83,102</b>
11/9/75	L	10-48	Oakland Coliseum	51,267
<b>12/3/79</b>	<b>L</b>	<b>35-42</b>	<b>Louisiana Superdome</b>	<b>65,541</b>
10/13/85	L	13-23	L.A. Memorial Col.	48,152
<b>10/23/88</b>	<b>W</b>	<b>20-6</b>	<b>Louisiana Superdome</b>	<b>66,249</b>
<b>12/16/91</b>	<b>W</b>	<b>27-0</b>	<b>Louisiana Superdome</b>	<b>68,625</b>
11/20/94	L	19-24	L.A. Memorial Col.	41,722
11/9/97	W	13-10	Oakland Coliseum	40,091
<b>11/19/00</b>	<b>L</b>	<b>22-31</b>	<b>Louisiana Superdome</b>	<b>64,900</b>
10/24/04	W	31-26	Network Assoc. Col.	45,337

<b>10/12/08</b>	<b>W</b>	<b>34-3</b>	<b>Louisiana Superdome</b>	<b>70,068</b>
11/18/12	W	38-17	O.co Coliseum	56,880

## Philadelphia Eagles (11-16-0)

<b>11/5/67</b>	<b>W</b>	<b>31-24</b>	<b>Tulane Stadium</b>	<b>59,596</b>
11/19/67	L	21-48	Franklin Field	60,751
12/8/68	L	17-29	Franklin Field	57,128
10/26/69	L	10-13	Franklin Field	60,568
<b>11/30/69</b>	<b>W</b>	<b>26-17</b>	<b>Tulane Stadium</b>	<b>72,805</b>
<b>10/29/72</b>	<b>W</b>	<b>21-3</b>	<b>Tulane Stadium</b>	<b>65,664</b>
<b>10/27/74</b>	<b>W</b>	<b>14-10</b>	<b>Tulane Stadium</b>	<b>64,257</b>
11/6/77	L	7-28	Veterans Stadium	53,482
<b>9/17/78</b>	<b>L</b>	<b>17-24</b>	<b>Louisiana Superdome</b>	<b>49,242</b>
<b>9/16/79</b>	<b>L</b>	<b>14-26</b>	<b>Louisiana Superdome</b>	<b>54,212</b>
<b>11/9/80</b>	<b>L</b>	<b>21-34</b>	<b>Louisiana Superdome</b>	<b>44,340</b>
<b>10/11/81</b>	<b>L</b>	<b>14-31</b>	<b>Louisiana Superdome</b>	<b>52,728</b>
12/11/83	W	20-17	Veterans Stadium	45,182
<b>10/6/85</b>	<b>W</b>	<b>23-21</b>	<b>Louisiana Superdome</b>	<b>56,364</b>
9/20/87	L	17-27	Veterans Stadium	57,485
<b>12/18/89</b>	<b>W</b>	<b>30-20</b>	<b>Louisiana Superdome</b>	<b>59,218</b>
10/13/91	W	13-6	Veterans Stadium	64,224
9/6/92	L	13-15	Veterans Stadium	63,513
12/26/93	L	26-37	Veterans Stadium	50,085
<b>10/1/95</b>	<b>L</b>	<b>10-15</b>	<b>Louisiana Superdome</b>	<b>43,938</b>
<b>9/24/00</b>	<b>L</b>	<b>7-21</b>	<b>Louisiana Superdome</b>	<b>64,900</b>
11/23/03	L	20-33	Lincoln Financial Field	67,802
<b>10/15/06</b>	<b>W</b>	<b>27-24</b>	<b>Louisiana Superdome</b>	<b>68,269</b>
<b>12/23/07</b>	<b>L</b>	<b>23-28</b>	<b>Louisiana Superdome</b>	<b>70,011</b>
9/20/09	W	48-22	Lincoln Financial Field	69,144
<b>11/5/12</b>	<b>W</b>	<b>28-13</b>	<b>Mercedes-Benz Superdome</b>	<b>73,099</b>
10/11/15	L	17-39	Lincoln Financial Field	69,296

## Pittsburgh Steelers (8-7-0)

<b>10/29/67</b>	<b>L</b>	<b>10-14</b>	<b>Tulane Stadium</b>	<b>68,911</b>
10/20/68	W	16-12	Pitt Stadium	32,303
<b>12/15/68</b>	<b>W</b>	<b>24-14</b>	<b>Tulane Stadium</b>	<b>66,311</b>
<b>12/21/69</b>	<b>W</b>	<b>27-24</b>	<b>Tulane Stadium</b>	<b>72,256</b>
<b>11/25/74</b>	<b>L</b>	<b>7-28</b>	<b>Tulane Stadium</b>	<b>71,907</b>
11/5/78	L	14-20	Three Rivers Stadium	48,526
<b>10/4/81</b>	<b>L</b>	<b>6-20</b>	<b>Louisiana Superdome</b>	<b>64,578</b>
<b>11/19/84</b>	<b>W</b>	<b>27-24</b>	<b>Louisiana Superdome</b>	<b>66,005</b>
11/29/87	W	20-16	Three Rivers Stadium	47,896
<b>12/16/90</b>	<b>L</b>	<b>6-9</b>	<b>Louisiana Superdome</b>	<b>68,582</b>
10/17/93	L	14-37	Three Rivers Stadium	56,056
<b>10/6/02</b>	<b>W</b>	<b>32-29</b>	<b>Louisiana Superdome</b>	<b>67,734</b>
11/12/06	L	31-38	Heinz Field	61,911
<b>10/31/10</b>	<b>W</b>	<b>20-10</b>	<b>Louisiana Superdome</b>	<b>70,011</b>
11/30/14	W	35-32	Heinz Field	61,196

## Los Angeles Rams (31-40-0)

<b>9/17/67</b>	<b>L</b>	<b>13-27</b>	<b>Tulane Stadium</b>	<b>80,879</b>
10/5/69	L	17-36	L.A. Memorial Col.	54,789
<b>11/1/70</b>	<b>L</b>	<b>17-30</b>	<b>Tulane Stadium</b>	<b>77,861</b>
12/6/70	L	16-34	L.A. Memorial Col.	66,410
<b>9/19/71</b>	<b>W</b>	<b>24-20</b>	<b>Tulane Stadium</b>	<b>70,915</b>
12/5/71	L	28-45	L.A. Memorial Col.	73,610
9/17/72	L	14-34	L.A. Memorial Col.	66,303
<b>11/26/72</b>	<b>W</b>	<b>19-16</b>	<b>Tulane Stadium</b>	<b>64,325</b>
11/11/73	L	7-29	L.A. Memorial Col.	70,358
<b>11/25/73</b>	<b>L</b>	<b>13-24</b>	<b>Tulane Stadium</b>	<b>67,192</b>
9/22/74	L	0-24	L.A. Memorial Col.	64,178
<b>11/17/74</b>	<b>W</b>	<b>20-7</b>	<b>Tulane Stadium</b>	<b>57,287</b>
10/26/75	L	14-38	L.A. Memorial Col.	54,723
<b>12/7/75</b>	<b>L</b>	<b>7-14</b>	<b>Louisiana Superdome</b>	<b>39,958</b>
<b>10/24/76</b>	<b>L</b>	<b>10-16</b>	<b>Louisiana Superdome</b>	<b>51,984</b>
11/28/76	L	14-33	L.A. Memorial Col.	54,906
10/16/77	L	7-14	L.A. Memorial Col.	46,045
<b>10/30/77</b>	<b>W</b>	<b>27-26</b>	<b>Louisiana Superdome</b>	<b>59,023</b>
<b>10/1/78</b>	<b>L</b>	<b>20-26</b>	<b>Louisiana Superdome</b>	<b>61,659</b>
10/22/78	W	10-3	L.A. Memorial Col.	47,574
<b>10/7/79</b>	<b>L</b>	<b>17-35</b>	<b>Louisiana Superdome</b>	<b>68,986</b>

# SERIES RECORDS

12/16/79	W	29-14	L.A. Memorial Col.	53,879
11/2/80	L	31-45	Anaheim Stadium	59,909
<b>11/24/80</b>	<b>L</b>	<b>7-27</b>	<b>Louisiana Superdome</b>	<b>53,448</b>
<b>9/13/81</b>	<b>W</b>	<b>23-17</b>	<b>Louisiana Superdome</b>	<b>62,063</b>
11/8/81	W	21-13	Anaheim Stadium	61,068
9/11/83	L	27-30	Anaheim Stadium	45,572
<b>12/18/83</b>	<b>L</b>	<b>24-26</b>	<b>Louisiana Superdome</b>	<b>70,148</b>
<b>10/14/84</b>	<b>L</b>	<b>10-28</b>	<b>Louisiana Superdome</b>	<b>63,161</b>
12/2/84	L	21-34	Anaheim Stadium	49,348
11/3/85	L	10-28	Anaheim Stadium	49,030
<b>12/1/85</b>	<b>W</b>	<b>29-3</b>	<b>Louisiana Superdome</b>	<b>44,122</b>
<b>11/9/86</b>	<b>W</b>	<b>6-0</b>	<b>Louisiana Superdome</b>	<b>62,352</b>
11/23/86	L	13-26	Anaheim Stadium	58,600
<b>10/4/87</b>	<b>W</b>	<b>37-10</b>	<b>Louisiana Superdome</b>	<b>29,745</b>
11/8/87	W	31-14	Anaheim Stadium	43,379
<b>10/30/88</b>	<b>L</b>	<b>10-12</b>	<b>Louisiana Superdome</b>	<b>68,238</b>
11/13/88	W	14-10	Anaheim Stadium	63,305
10/22/89	W	40-21	Anaheim Stadium	57,567
<b>11/26/89</b>	<b>L</b>	<b>17-20</b>	<b>Louisiana Superdome</b>	<b>64,274</b>
12/9/90	W	24-20	Anaheim Stadium	56,864
<b>12/31/90</b>	<b>W</b>	<b>20-17</b>	<b>Louisiana Superdome</b>	<b>68,647</b>
<b>9/15/91</b>	<b>W</b>	<b>24-7</b>	<b>Louisiana Superdome</b>	<b>68,583</b>
11/3/91	W	24-17	Anaheim Stadium	58,713
<b>10/11/92</b>	<b>W</b>	<b>13-10</b>	<b>Louisiana Superdome</b>	<b>68,591</b>
12/13/92	W	37-14	Anaheim Stadium	47,355
10/3/93	W	37-6	Anaheim Stadium	50,709
<b>12/12/93</b>	<b>L</b>	<b>20-23</b>	<b>Louisiana Superdome</b>	<b>69,033</b>
<b>10/23/94</b>	<b>W</b>	<b>37-34</b>	<b>Louisiana Superdome</b>	<b>47,908</b>
12/4/94	W	31-15	Anaheim Stadium	34,960
9/10/95	L	13-17	Busch Stadium	59,335
<b>11/5/95</b>	<b>W</b>	<b>19-10</b>	<b>Louisiana Superdome</b>	<b>43,120</b>
<b>12/1/96</b>	<b>L</b>	<b>10-26</b>	<b>Louisiana Superdome</b>	<b>26,310</b>
12/21/96	L	13-14	Trans World Dome	57,681
8/31/97	L	24-38	Trans World Dome	64,575
<b>12/7/97</b>	<b>L</b>	<b>27-34</b>	<b>Louisiana Superdome</b>	<b>54,803</b>
9/6/98	W	24-17	Trans World Dome	56,943
<b>11/15/98</b>	<b>W</b>	<b>24-3</b>	<b>Louisiana Superdome</b>	<b>46,430</b>
11/28/99	L	12-43	Trans World Dome	65,864
<b>12/12/99</b>	<b>L</b>	<b>14-30</b>	<b>Louisiana Superdome</b>	<b>46,838</b>
11/26/00	W	31-24	Trans World Dome	66,064
<b>12/24/00</b>	<b>L</b>	<b>21-26</b>	<b>Louisiana Superdome</b>	<b>64,900</b>
10/28/01	W	34-31	Dome at America's Cen.	66,189
<b>12/17/01</b>	<b>L</b>	<b>21-34</b>	<b>Louisiana Superdome</b>	<b>70,332</b>
9/26/04	W	28-25	Edward Jones Dome	65,856
12/23/05	L	17-28	Edward Jones Dome	64,586
<b>11/11/07</b>	<b>L</b>	<b>29-37</b>	<b>Louisiana Superdome</b>	<b>70,003</b>
11/15/09	W	28-23	Edward Jones Dome	59,858
<b>12/12/10</b>	<b>W</b>	<b>31-13</b>	<b>Louisiana Superdome</b>	<b>70,015</b>
10/30/11	L	21-31	Edward Jones Dome	57,179
12/15/13	L	16-27	Edward Jones Dome	58,442

## San Diego Chargers (4-7-0)

11/18/73	L	14-17	San Diego Stadium	34,848
<b>10/9/77</b>	<b>L</b>	<b>0-14</b>	<b>Louisiana Superdome</b>	<b>53,942</b>
<b>12/9/79</b>	<b>L</b>	<b>0-35</b>	<b>Louisiana Superdome</b>	<b>61,059</b>
10/9/88	W	23-17	Jack Murphy Stadium	42,693
11/17/91	L	21-24	Jack Murphy Stadium	48,420
<b>10/16/94</b>	<b>L</b>	<b>22-36</b>	<b>Louisiana Superdome</b>	<b>50,565</b>
<b>9/7/97</b>	<b>L</b>	<b>6-20</b>	<b>Louisiana Superdome</b>	<b>65,760</b>
9/10/00	W	28-27	Qualcomm Stadium	51,300
11/07/04	L	17-43	Qualcomm Stadium	59,662
<b>10/26/08</b>	<b>W</b>	<b>37-32</b>	<b>Wembley Stadium</b>	<b>83,226</b>
<b>10/7/12</b>	<b>W</b>	<b>31-24</b>	<b>Mercedes-Benz Superdome</b>	<b>73,109</b>

## San Francisco 49ers (25-47-2)

10/22/67	L	13-27	Kezar Stadium	34,285
<b>11/23/69</b>	<b>W</b>	<b>43-38</b>	<b>Tulane Stadium</b>	<b>71,448</b>
10/18/70	T	20-20	Kezar Stadium	39,446
<b>12/13/70</b>	<b>L</b>	<b>27-38</b>	<b>Tulane Stadium</b>	<b>61,940</b>
<b>9/26/71</b>	<b>L</b>	<b>20-38</b>	<b>Tulane Stadium</b>	<b>81,595</b>
11/14/71	W	26-20	Candlestick Park	45,138
<b>10/1/72</b>	<b>L</b>	<b>2-37</b>	<b>Tulane Stadium</b>	<b>69,840</b>
10/22/72	T	20-20	Candlestick Park	59,167
10/21/73	L	0-40	Candlestick Park	52,881

<b>12/9/73</b>	<b>W</b>	<b>16-10</b>	<b>Tulane Stadium</b>	<b>62,490</b>
<b>9/15/74</b>	<b>L</b>	<b>13-17</b>	<b>Tulane Stadium</b>	<b>65,071</b>
12/15/74	L	21-35	Candlestick Park	40,418
10/19/75	L	21-35	Candlestick Park	39,990
<b>11/23/75</b>	<b>L</b>	<b>6-16</b>	<b>Louisiana Superdome</b>	<b>40,328</b>
10/17/76	L	3-33	Candlestick Park	43,160
<b>12/12/76</b>	<b>L</b>	<b>7-27</b>	<b>Louisiana Superdome</b>	<b>42,536</b>
<b>11/13/77</b>	<b>L</b>	<b>7-10</b>	<b>Louisiana Superdome</b>	<b>41,564</b>
11/27/77	L	17-20	Candlestick Park	33,702
10/15/78	W	14-7	Candlestick Park	37,671
<b>12/3/78</b>	<b>W</b>	<b>24-13</b>	<b>Louisiana Superdome</b>	<b>50,068</b>
9/23/79	W	30-21	Candlestick Park	39,727
<b>11/11/79</b>	<b>W</b>	<b>31-20</b>	<b>Louisiana Superdome</b>	<b>65,511</b>
<b>9/7/80</b>	<b>L</b>	<b>23-26</b>	<b>Louisiana Superdome</b>	<b>58,621</b>
12/7/80	L	35-38	Candlestick Park	37,949
9/27/81	L	14-21	Candlestick Park	44,433
<b>12/20/81</b>	<b>L</b>	<b>17-21</b>	<b>Louisiana Superdome</b>	<b>43,639</b>
11/28/82	W	23-20	Candlestick Park	51,611
<b>10/16/83</b>	<b>L</b>	<b>13-32</b>	<b>Louisiana Superdome</b>	<b>68,154</b>
11/13/83	L	0-27	Candlestick Park	40,022
9/16/84	L	20-30	Candlestick Park	57,611
<b>11/25/84</b>	<b>L</b>	<b>3-35</b>	<b>Louisiana Superdome</b>	<b>65,117</b>
9/29/85	W	20-17	Candlestick Park	58,053
<b>12/15/85</b>	<b>L</b>	<b>19-31</b>	<b>Louisiana Superdome</b>	<b>46,065</b>
9/21/86	L	17-26	Candlestick Park	58,297
<b>11/2/86</b>	<b>W</b>	<b>23-10</b>	<b>Louisiana Superdome</b>	<b>53,234</b>
<b>10/25/87</b>	<b>L</b>	<b>22-24</b>	<b>Louisiana Superdome</b>	<b>60,497</b>
11/15/87	W	26-24	Candlestick Park	60,436
<b>9/4/88</b>	<b>L</b>	<b>33-34</b>	<b>Louisiana Superdome</b>	<b>66,357</b>
12/11/88	L	17-30	Candlestick Park	62,977
<b>10/8/89</b>	<b>L</b>	<b>20-24</b>	<b>Louisiana Superdome</b>	<b>60,488</b>
11/6/89	L	13-31	Candlestick Park	60,667
<b>9/10/90</b>	<b>L</b>	<b>12-13</b>	<b>Louisiana Superdome</b>	<b>68,629</b>
12/23/90	W	13-10	Candlestick Park	60,112
<b>11/10/91</b>	<b>W</b>	<b>10-3</b>	<b>Louisiana Superdome</b>	<b>68,591</b>
12/1/91	L	24-38	Candlestick Park	62,092
<b>9/27/92</b>	<b>L</b>	<b>10-16</b>	<b>Louisiana Superdome</b>	<b>68,591</b>
11/15/92	L	20-21	Candlestick Park	64,895
<b>9/26/93</b>	<b>W</b>	<b>16-13</b>	<b>Louisiana Superdome</b>	<b>69,041</b>
11/22/93	L	7-42	Candlestick Park	66,500
9/25/94	L	13-24	Candlestick Park	63,971
<b>11/28/94</b>	<b>L</b>	<b>14-35</b>	<b>Louisiana Superdome</b>	<b>61,304</b>
<b>9/3/95</b>	<b>L</b>	<b>22-24</b>	<b>Louisiana Superdome</b>	<b>66,627</b>
10/29/95	W	11-7	3Com Park	65,272
9/1/96	L	11-27	3Com Park	63,970
<b>11/3/96</b>	<b>L</b>	<b>17-24</b>	<b>Louisiana Superdome</b>	<b>53,297</b>
9/14/97	L	7-33	3Com Park	61,838
<b>10/26/97</b>	<b>L</b>	<b>0-23</b>	<b>Louisiana Superdome</b>	<b>60,443</b>
<b>10/11/98</b>	<b>L</b>	<b>0-31</b>	<b>Louisiana Superdome</b>	<b>62,811</b>
11/22/98	L	20-31	3Com Park	68,429
9/19/99	L	21-28	3Com Park	67,685
<b>11/14/99</b>	<b>W</b>	<b>24-6</b>	<b>Louisiana Superdome</b>	<b>52,188</b>
<b>11/5/00</b>	<b>W</b>	<b>31-15</b>	<b>Louisiana Superdome</b>	<b>64,900</b>
12/10/00	W	31-27	3Com Park	67,892
11/11/01	L	27-28	3Com Park	68,083
<b>1/6/02</b>	<b>L</b>	<b>0-38</b>	<b>Louisiana Superdome</b>	<b>70,020</b>
<b>10/20/02</b>	<b>W</b>	<b>35-27</b>	<b>Louisiana Superdome</b>	<b>67,903</b>
<b>9/19/04</b>	<b>L</b>	<b>30-27</b>	<b>Louisiana Superdome</b>	<b>64,900</b>
<b>12/03/06</b>	<b>W</b>	<b>34-10</b>	<b>Louisiana Superdome</b>	<b>68,241</b>
10/28/07	W	31-10	Monster Park	68,244
<b>9/28/08</b>	<b>W</b>	<b>31-17</b>	<b>Louisiana Superdome</b>	<b>70,008</b>
9/20/10	W	25-22	Candlestick Park	69,732
<b>11/25/12</b>	<b>L</b>	<b>21-31</b>	<b>Mercedes-Benz Superdome</b>	<b>73,147</b>
<b>11/17/13</b>	<b>W</b>	<b>23-20</b>	<b>Mercedes-Benz Superdome</b>	<b>73,025</b>
<b>11/9/14</b>	<b>L</b>	<b>24-27</b>	<b>Mercedes-Benz Superdome</b>	<b>73,129</b>

## Seattle Seahawks (6-6-0)

11/21/76	W	51-27	Kingdome	61,865
11/18/79	L	24-38	Kingdome	60,055
<b>11/10/85</b>	<b>L</b>	<b>3-27</b>	<b>Louisiana Superdome</b>	<b>47,365</b>
10/16/88	W	20-19	Kingdome	63,569
<b>9/1/91</b>	<b>W</b>	<b>27-24</b>	<b>Louisiana Superdome</b>	<b>68,492</b>
<b>11/16/97</b>	<b>W</b>	<b>20-17</b>	<b>Louisiana Superdome</b>	<b>50,493</b>
9/17/00	L	10-20	Husky Stadium	59,513
9/7/03	L	10/27	Seahawks Stadium	52,250
<b>9/12/04</b>	<b>L</b>	<b>7-21</b>	<b>Louisiana Superdome</b>	<b>64,900</b>



# SERIES RECORDS

10/14/07	W	28-17	Qwest Field	68,296
<b>11/21/10</b>	<b>W</b>	<b>34-19</b>	<b>Louisiana Superdome</b>	<b>70,115</b>
12/2/13	L	7-34	Century Link Field	68,387

## Tampa Bay Buccaneers (30-18-0)

<b>12/11/77</b>	<b>L</b>	<b>14-33</b>	<b>Louisiana Superdome</b>	<b>40,124</b>
12/17/78	W	17-10	Tampa Stadium	51,207
10/14/79	W	42-14	Tampa Stadium	67,640
<b>11/29/81</b>	<b>L</b>	<b>14-31</b>	<b>Louisiana Superdome</b>	<b>62,209</b>
<b>12/5/82</b>	<b>L</b>	<b>10-13</b>	<b>Louisiana Superdome</b>	<b>61,709</b>
10/23/83	W	24-21	Tampa Stadium	48,242
<b>9/9/84</b>	<b>W</b>	<b>17-13</b>	<b>Louisiana Superdome</b>	<b>54,686</b>
<b>9/22/85</b>	<b>W</b>	<b>20-13</b>	<b>Louisiana Superdome</b>	<b>45,320</b>
<b>10/19/86</b>	<b>W</b>	<b>38-7</b>	<b>Louisiana Superdome</b>	<b>43,355</b>
<b>12/6/87</b>	<b>W</b>	<b>44-34</b>	<b>Louisiana Superdome</b>	<b>66,471</b>
<b>9/25/88</b>	<b>W</b>	<b>13-9</b>	<b>Louisiana Superdome</b>	<b>66,671</b>
9/24/89	L	10-20	Tampa Stadium	44,053
<b>11/11/90</b>	<b>W</b>	<b>35-7</b>	<b>Louisiana Superdome</b>	<b>67,865</b>
<b>10/20/91</b>	<b>W</b>	<b>23-7</b>	<b>Louisiana Superdome</b>	<b>68,591</b>
<b>11/1/92</b>	<b>W</b>	<b>23-21</b>	<b>Louisiana Superdome</b>	<b>68,591</b>
9/18/94	W	9-7	Tampa Stadium	45,522
11/24/96	L	7-13	Houlihan's Stadium	40,203
<b>10/25/98</b>	<b>W</b>	<b>9-3</b>	<b>Louisiana Superdome</b>	<b>52,695</b>
<b>11/7/99</b>	<b>L</b>	<b>16-31</b>	<b>Louisiana Superdome</b>	<b>47,129</b>
12/23/01	L	21-48	Raymond James Stadium	65,526
9/8/02	W	26-20	Raymond James Stadium	65,554
<b>12/1/02</b>	<b>W</b>	<b>23-20</b>	<b>Louisiana Superdome</b>	<b>68,226</b>
11/2/03	W	17-14	Raymond James Stadium	65,524
<b>12/7/03</b>	<b>L</b>	<b>7-14</b>	<b>Louisiana Superdome</b>	<b>68,442</b>
<b>10/10/04</b>	<b>L</b>	<b>17-20</b>	<b>Louisiana Superdome</b>	<b>64,900</b>
12/19/04	W	21-17	Raymond James Stadium	65,075
<b>12/4/05</b>	<b>L</b>	<b>3-10</b>	<b>Tiger Stadium</b>	<b>34,411</b>
1/1/06	L	13-27	Raymond James Stadium	65,379
<b>10/8/06</b>	<b>W</b>	<b>24-21</b>	<b>Louisiana Superdome</b>	<b>68,183</b>
11/5/06	W	31-14	Raymond James Stadium	65,561
9/16/07	L	14-31	Raymond James Stadium	65,178
<b>12/2/07</b>	<b>L</b>	<b>23-27</b>	<b>Louisiana Superdome</b>	<b>70,009</b>
<b>9/7/08</b>	<b>W</b>	<b>24-20</b>	<b>Louisiana Superdome</b>	<b>69,881</b>
11/30/08	L	20-23	Raymond James Stadium	64,430
11/22/09	W	38-7	Raymond James Stadium	62,720
<b>12/27/09</b>	<b>L</b>	<b>17-20</b>	<b>Louisiana Superdome</b>	<b>70,021</b>
10/17/10	W	31-6	Raymond James Stadium	51,759
<b>1/2/11</b>	<b>L</b>	<b>13-23</b>	<b>Louisiana Superdome</b>	<b>70,068</b>
10/16/11	L	20-26	Raymond James Stadium	56,590
<b>11/6/11</b>	<b>W</b>	<b>27-16</b>	<b>Mercedes-Benz Superdome</b>	<b>73,043</b>
10/21/12	W	35-28	Raymond James Stadium	58,906
<b>12/16/12</b>	<b>W</b>	<b>41-0</b>	<b>Mercedes-Benz Superdome</b>	<b>73,096</b>
9/15/13	W	16-13	Raymond James Stadium	60,870
<b>12/29/13</b>	<b>W</b>	<b>42-17</b>	<b>Mercedes-Benz Superdome</b>	<b>73,150</b>
<b>10/5/14</b>	<b>W</b>	<b>37-31</b>	<b>Mercedes-Benz Superdome</b>	<b>73,004</b>
12/28/14	W	23-20	Raymond James Stadium	59,952
<b>9/20/15</b>	<b>L</b>	<b>19-26</b>	<b>Mercedes-Benz Superdome</b>	<b>73,006</b>
12/13/15	W	24-17	Raymond James Stadium	62,138

## Tennessee Titans (5-8-1)

10/3/71	T	13-13	Astrodome	47,966
<b>10/3/76</b>	<b>L</b>	<b>26-31</b>	<b>Louisiana Superdome</b>	<b>51,973</b>
<b>12/10/78</b>	<b>L</b>	<b>12-17</b>	<b>Louisiana Superdome</b>	<b>63,169</b>
11/22/81	W	27-24	Astrodome	49,581
9/30/84	W	27-10	Astrodome	43,108
<b>12/13/87</b>	<b>W</b>	<b>24-10</b>	<b>Louisiana Superdome</b>	<b>68,257</b>
10/21/90	L	10-23	Astrodome	57,908
<b>9/5/93</b>	<b>W</b>	<b>33-21</b>	<b>Louisiana Superdome</b>	<b>69,029</b>
<b>11/10/96</b>	<b>L</b>	<b>14-31</b>	<b>Louisiana Superdome</b>	<b>34,121</b>
<b>10/17/99</b>	<b>L</b>	<b>21-24</b>	<b>Louisiana Superdome</b>	<b>51,875</b>
9/21/03	L	12-27	The Coliseum	68,809
<b>9/24/07</b>	<b>L</b>	<b>14-31</b>	<b>Louisiana Superdome</b>	<b>70,002</b>
12/11/11	W	22-17	L.P. Field	69,143
<b>11/8/15</b>	<b>L</b>	<b>28-34</b>	<b>Mercedes-Benz Superdome</b>	<b>73,075</b>

## Washington Redskins (8-17-0)

<b>9/24/67</b>	<b>L</b>	<b>10-30</b>	<b>Tulane Stadium</b>	<b>74,937</b>
12/17/67	W	30-14	D.C. Stadium	50,486
<b>9/22/68</b>	<b>W</b>	<b>37-17</b>	<b>Tulane Stadium</b>	<b>65,941</b>
<b>9/21/69</b>	<b>L</b>	<b>20-26</b>	<b>Tulane Stadium</b>	<b>73,147</b>
12/14/69	L	14-17	R.F.K. Stadium	50,354
10/31/71	L	14-24	R.F.K. Stadium	53,041
<b>10/28/73</b>	<b>W</b>	<b>19-3</b>	<b>Tulane Stadium</b>	<b>66,315</b>
9/21/75	L	3-41	R.F.K. Stadium	54,414
10/28/79	W	14-10	R.F.K. Stadium	52,133
10/26/80	L	14-22	R.F.K. Stadium	51,375
<b>12/26/82</b>	<b>L</b>	<b>10-27</b>	<b>Louisiana Superdome</b>	<b>48,667</b>
<b>10/5/86</b>	<b>L</b>	<b>6-14</b>	<b>Louisiana Superdome</b>	<b>57,378</b>
11/6/88	L	24-27	R.F.K. Stadium	54,183
<b>10/1/89</b>	<b>L</b>	<b>14-16</b>	<b>Louisiana Superdome</b>	<b>64,358</b>
11/18/90	L	17-31	R.F.K. Stadium	52,573
<b>11/23/92</b>	<b>W</b>	<b>20-3</b>	<b>Louisiana Superdome</b>	<b>68,591</b>
<b>9/11/94</b>	<b>L</b>	<b>24-38</b>	<b>Louisiana Superdome</b>	<b>58,049</b>
<b>12/30/01</b>	<b>L</b>	<b>10-40</b>	<b>Louisiana Superdome</b>	<b>70,020</b>
10/13/02	W	43-27	FedExField	80,768
11/30/03	W	24-20	FedExField	76,821
<b>12/17/06</b>	<b>L</b>	<b>10-16</b>	<b>Louisiana Superdome</b>	<b>69,052</b>
9/14/08	L	24-29	FedExField	88,246
12/6/09	W	33-30	FedExField	84,520
<b>9/9/12</b>	<b>L</b>	<b>32-40</b>	<b>Mercedes-Benz Superdome</b>	<b>72,180</b>
11/15/15	L	14-47	FedExField	75,086

## Postseason

Arizona Cardinals (1-0)				
<b>1/16/10</b>	<b>W</b>	<b>45-14</b>	<b>Louisiana Superdome#</b>	<b>70,149</b>
Atlanta Falcons (0-1)				
<b>12/28/91</b>	<b>L</b>	<b>20-27</b>	<b>Louisiana Superdome*</b>	<b>68,794</b>
Chicago Bears (0-2)				
1/6/91	L	6-16	Soldier Field*	60,767
1/21/07	L	14-39	Soldier Field%	61,817
Detroit Lions (1-0)				
<b>1/7/12</b>	<b>W</b>	<b>45-28</b>	<b>Mercedes-Benz Superdome*</b>	<b>73,038</b>
Indianapolis Colts (1-0)				
2/7/10	W	31-17	Sun Life Stadium\$	74,059
Minnesota Vikings (1-2)				
<b>1/3/87</b>	<b>L</b>	<b>10-44</b>	<b>Louisiana Superdome*</b>	<b>68,127</b>
1/6/01	L	16-34	Metrodome#	63,881
<b>1/24/10</b>	<b>W</b>	<b>31-28</b>	<b>Louisiana Superdome%</b>	<b>71,276</b>
Philadelphia Eagles (2-1)				
<b>1/3/93</b>	<b>L</b>	<b>20-36</b>	<b>Louisiana Superdome*</b>	<b>68,893</b>
<b>1/13/07</b>	<b>W</b>	<b>27-24</b>	<b>Louisiana Superdome#</b>	<b>70,001</b>
1/4/14	W	26-24	Lincoln Financial Field*	69,144
St. Louis Rams (1-0)				
<b>12/30/00</b>	<b>W</b>	<b>31-28</b>	<b>Louisiana Superdome*</b>	<b>64,900</b>
San Francisco 49ers (0-1)				
1/14/12	L	32-36	Candlestick Park#	69,732
Seattle Seahawks (0-2)				
1/8/11	L	36-41	Qwest Field*	66,336
1/11/14	L	15-23	CenturyLink Field#	68,388

* - NFC Wild Card Playoff; # - NFC Divisional Playoff				
% - NFC Championship; \$ - Super Bowl				





# ATTENDANCE FIGURES

Year	Combined			Home			Road		
	Total	Games	Avg.	Total	Games	Avg.	Total	Games	Avg.
1967	901,971	14	64,427	528,242	7	75,463	373,729	7	53,390
1968	882,121	14	63,009	519,426	7	74,203	362,695	7	51,814
1969	921,972	14	65,855	521,133	7	74,447	400,839	7	57,262
1970	843,342	14	60,238	483,234	7	69,033	360,108	7	51,444
1971	932,267	14	66,590	550,578	7	78,654	381,689	7	54,527
1972	880,545	14	62,896	467,686	7	66,812	412,859	7	58,980
1973	794,900	14	56,779	451,566	7	64,509	343,334	7	49,048
1974	788,156	14	56,296	452,236	7	64,605	335,920	7	47,988
1975	633,807	14	45,272	319,066	7	45,581	314,741	7	44,963
1976	714,135	14	51,010	359,631	7	51,376	354,504	7	50,643
1977	655,079	14	46,791	334,502	7	47,786	321,577	7	45,940
1978	850,823	16	53,176	457,613	8	57,202	393,210	8	49,151
1979	939,175	16	58,698	495,260	8	61,907	443,915	8	55,489
1980	807,652	16	50,478	384,855	8	48,109	422,797	8	52,850
1981	891,207	16	55,700	440,708	8	55,089	450,499	8	55,700
1982	467,978	9	51,988	255,726	5	51,145	212,252	4	53,063
1983	891,883	16	55,743	525,083	8	65,635	366,800	8	45,850
1984	884,588	16	55,287	472,625	8	59,078	411,963	8	51,495
1985	799,050	16	49,963	388,795	8	49,941	410,255	8	51,282
1986	864,368	16	54,023	453,672	8	56,709	410,696	8	51,337
1987	774,297	15	51,620	420,873	7	60,125	353,424	8	44,178
1988	960,942	16	60,059	531,156	8	66,395	429,786	8	53,723
1989	916,534	16	57,283	488,998	8	61,124	427,536	8	53,442
1990	997,722	16	62,358	536,438	8	67,055	461,284	8	57,661
1991	1,008,934	16	63,058	548,655	8	68,582	460,279	8	57,535
1992	977,552	16	61,097	548,728	8	68,591	428,824	8	53,603
1993	979,133	16	61,196	541,300	8	67,663	437,833	8	54,730
1994	903,213	16	56,451	469,900	8	58,738	433,313	8	54,164
1995	854,771	16	53,423	400,589	8	50,074	454,182	8	56,772
1996	736,864	16	46,054	301,998	8	37,750	434,866	8	54,358
1997	911,223	16	56,951	443,614	8	55,452	467,609	8	58,451
1998	922,225	16	57,639	436,473	8	54,559	485,752	8	60,719
1999	945,488	16	59,093	410,147	8	51,268	535,341	8	66,918
2000	980,533	16	61,283	504,315	8	63,039	476,218	8	59,527
2001	1,111,335	16	69,458	560,472	8	70,059	550,863	8	68,858
2002	1,068,183	16	66,761	542,796	8	67,849	525,387	8	65,673
2003	1,072,640	16	67,040	548,894	8	68,612	523,746	8	65,468
2004	985,096	16	61,568	513,178	8	64,147	471,918	8	58,989
2005	970,678	16	60,667	417,270	8	52,159	553,408	8	69,176
2006	1,108,045	16	69,253	550,470	8	68,809	557,575	8	69,697
2007	1,093,544	16	68,347	560,036	8	70,005	533,508	8	66,689
2008	1,125,938	16	70,371	573,876	8	71,735	552,062	8	69,008
2009	1,116,009	16	69,751	560,840	8	70,105	555,169	8	69,396
2010	1,113,131	16	69,751	560,304	8	70,038	552,827	8	69,103
2011	1,106,095	16	69,130	584,336	8	73,042	521,759	8	65,219
2012	1,163,696	16	72,731	583,107	8	72,888	580,589	8	72,574
2013	1,123,230	16	70,701	583,210	8	72,901	540,220	8	67,503
2014	1,133,987	16	70,874	584,900	8	73,112	549,087	8	68,636
2015	1,135,027	16	70,939	584,305	8	73,038	550,722	8	68,840
<b>Totals</b>	<b>45,642,594</b>	<b>754</b>	<b>60,534</b>	<b>23,752,815</b>	<b>377</b>	<b>63,005</b>	<b>21,889,779</b>	<b>377</b>	<b>58,063</b>

## Largest Home Crowds

Tulane Stadium (1967-74)		
Date	Att.	Opponent
11/3/68	84,728	Dallas
11/12/67	83,437	Dallas
11/26/67	83,437	Atlanta
11/21/71	83,130	Minnesota
11/7/71	83,102	Oakland
10/17/71	83,088	Dallas
9/26/71	81,595	San Francisco
9/17/67	80,879	Los Angeles Rams
10/19/69	80,636	Baltimore Colts
9/28/69	79,567	Dallas

## Mercedes-Benz Superdome (1975-2004, 2006-present)

Date	Att.	Opponent
11/24/14	73,733	Baltimore Ravens - MN
12/21/14	73,164	Atlanta
12/29/13	73,150	Tampa Bay
11/25/12	73,147	San Francisco
10/26/14	73,146	Green Bay
11/9/14	73,129	San Francisco
11/11/12	73,126	Atlanta
12/30/12	73,124	Carolina
9/30/13	73,118	Miami - MN
10/7/12	73,109	San Diego - SN

MN - Monday Night Football game;  
SN - Sunday Night Football game

## Largest Road Crowds

Date	Att.	Opponent	Stadium
11/25/10	93,985	Dallas	Cowboys Stadium
12/23/12	92,570	Dallas	Cowboys Stadium
9/28/14	91,176	Dallas	AT&T Stadium
9/14/08	88,246	Washington	FedExField
12/6/09	84,520	Washington	FedExField
12/9/12	81,437	New York Giants	MetLife Stadium
10/13/02	80,768	Washington	FedExField
12/24/06	78,539	New York Giants	Giants Stadium
9/30/01	78,451	New York Giants	Giants Stadium
10/12/80	78,147	Detroit	Silverdome

## Largest Playoff Crowds

Date	Att.	Opponent	Stadium
2/7/10	74,059	Indianapolis	Sun Life Stadium
1/7/12	73,038	Detroit	Mercedes-Benz Superdome
1/24/10	71,276	Minnesota	Superdome
1/16/10	70,149	Arizona	Superdome
1/13/07	70,001	Philadelphia	Superdome
1/14/12	69,732	San Francisco	Candlestick Park
1/4/14	69,144	Philadelphia	Lincoln Financial Field
1/3/93	68,893	Philadelphia	Superdome
12/28/91	68,794	Atlanta	Superdome
1/11/14	68,388	Seattle	CenturyLink Field
1/3/87	68,127	Minnesota	Superdome
1/8/11	66,336	Seattle	Owest Field
12/30/00	64,900	St. Louis	Superdome
1/3/87	63,881	Minnesota	Metrodome



# PRESEASON RESULTS

## 1967 (5-1)

8/2	L.A. Rams (Anaheim, Calif.)	L, 7-16	26,364
8/12	St.L. Cards (Shreveport, La.)	W, 23-14	25,500
8/19	Pittsburgh (Baton Rouge, La.)	W, 20-17	35,000
8/26	San Fran. (Portland, Ore.)	W, 24-10	23,348
9/2	Miami (Charleston, S.C.)	W, 20-17	11,214
<b>9/9</b>	<b>Atlanta</b>	<b>W, 27-14</b>	<b>67,486</b>

## 1968 (2-4)

8/1	L.A. Rams (Anaheim, Calif.)	L, 7-21	29,505
<b>8/10</b>	<b>Boston</b>	<b>W, 19-0</b>	<b>57,152</b>
8/18	at Houston Oilers	L, 23-24	42,734
<b>8/24</b>	<b>Cleveland</b>	<b>W, 40-27</b>	<b>70,045</b>
8/31	at Atlanta	L, 10-16	49,832
9/6	Minn. (Shreveport, La.)	L, 17-20	23,000

## 1969 (2-4)

8/9	at San Diego	L, 7-10	31,683
8/16	at Denver	W, 28-22	28,356
8/23	Pittsburgh (Baton Rouge, La.)	L, 24-34	40,000
<b>8/30</b>	<b>Atlanta</b>	<b>W, 21-17</b>	<b>69,898</b>
<b>9/6</b>	<b>Houston Oilers</b>	<b>L, 14-30</b>	<b>79,937</b>
9/12	at Detroit	L, 7-42	30,312

## 1970 (4-2)

8/8	Minnesota (Canton, Ohio)*	W, 14-13	17,932
8/15	at Houston Oilers	W, 19-10	46,223
<b>8/22</b>	<b>Detroit</b>	<b>L, 17-31</b>	<b>76,778</b>
8/29	Boston (Jackson, Miss.)	W, 26-20	32,000
<b>9/5</b>	<b>New York Jets</b>	<b>L, 14-27</b>	<b>78,581</b>
<b>9/12</b>	<b>San Diego</b>	<b>W, 20-14</b>	<b>63,904</b>

## 1971 (0-6)

8/6	at Buffalo	L, 10-14	35,758
8/14	at Dallas	L, 21-36	73,560
<b>8/21</b>	<b>Kansas City</b>	<b>L, 7-27</b>	<b>70,459</b>
8/28	at San Diego	L, 7-22	35,405
<b>9/4</b>	<b>Philadelphia</b>	<b>L, 0-34</b>	<b>60,487</b>
<b>9/12</b>	<b>Houston Oilers</b>	<b>L, 17-24</b>	<b>60,971</b>

## 1972 (1-4-1)

8/7	at Philadelphia	W, 13-10	53,372
<b>8/12</b>	<b>Buffalo</b>	<b>L, 21-24</b>	<b>66,762</b>
<b>8/19</b>	<b>Dallas</b>	<b>L, 7-30</b>	<b>81,070</b>
<b>8/26</b>	<b>San Diego</b>	<b>L, 14-16</b>	<b>64,506</b>
9/2	Pittsburgh (Memphis, Tenn.)	L, 7-56	43,302
9/10	at Houston Oilers	T, 14-14	44,571

## 1973 (1-5)

8/4	at Kansas City	L, 6-12	67,216
8/11	at Miami	L, 13-14	80,050
8/18	at Dallas	L, 14-24	61,022
<b>8/25</b>	<b>New England</b>	<b>L, 6-31</b>	<b>64,131</b>
<b>9/1</b>	<b>New York Jets</b>	<b>L, 17-28</b>	<b>67,434</b>
<b>9/8</b>	<b>Houston Oilers</b>	<b>W, 16-10</b>	<b>62,339</b>

## 1974 (3-3)

<b>8/3</b>	<b>Pittsburgh</b>	<b>L, 7-26</b>	<b>45,339</b>
8/10	at Miami	L, 20-45	41,524
8/18	at New England	L, 3-7	20,456
<b>8/24</b>	<b>Dallas</b>	<b>W, 16-7</b>	<b>56,563</b>
<b>8/31</b>	<b>New York Jets</b>	<b>W, 24-7</b>	<b>59,829</b>
9/7	at Houston Oilers	W, 24-16	35,103

## 1975 (2-4)

<b>8/6</b>	<b>Houston Oilers</b>	<b>L, 7-13</b>	<b>72,434</b>
<b>8/16</b>	<b>Denver</b>	<b>W, 24-21</b>	<b>40,089</b>
<b>8/23</b>	<b>Miami</b>	<b>L, 10-20</b>	<b>61,253</b>
<b>8/30</b>	<b>Baltimore Colts</b>	<b>W, 27-3</b>	<b>60,643</b>
9/6	at Pittsburgh	L, 13-24	47,341
9/13	at Cincinnati	L, 0-20	48,453

## 1976 (4-2)

<b>7/31</b>	<b>Pittsburgh</b>	<b>L, 14-24</b>	<b>56,039</b>
8/7	at Houston Oilers	W, 13-10	38,675
8/13	at Buffalo	W, 21-14	36,110
8/20	at Baltimore Colts	W, 26-20	38,879
<b>8/28</b>	<b>Cincinnati</b>	<b>W, 13-10</b>	<b>60,044</b>
<b>9/4</b>	<b>Miami</b>	<b>L, 7-20</b>	<b>63,383</b>

## 1977 (5-1)

8/6	at Chicago	W, 20-14	55,163
<b>8/13</b>	<b>New York Giants</b>	<b>W, 23-7</b>	<b>49,900</b>
<b>8/20</b>	<b>Buffalo</b>	<b>W, 20-17</b>	<b>66,282</b>
<b>8/27</b>	<b>New York Jets</b>	<b>L, 14-20</b>	<b>49,455</b>
9/3	at Miami	W, 17-10	39,970
<b>9/10</b>	<b>Houston Oilers</b>	<b>W, 20-16</b>	<b>49,964</b>

## 1978 (2-2)

8/5	Phil. (Mexico City, Mexico)	W, 14-7	30,000
<b>8/12</b>	<b>Miami</b>	<b>L, 17-31</b>	<b>54,105</b>
<b>8/19</b>	<b>Tampa Bay</b>	<b>L, 3-14</b>	<b>49,042</b>
8/26	at Houston Oilers	W, 17-3	49,554

# PRESEASON RESULTS

## 1979 (1-3)

8/3	at Miami	L, 7-14	44,704
<b>8/11</b>	<b>Chicago</b>	<b>L, 6-13</b>	<b>45,085</b>
8/18	at Tampa Bay	L, 7-14	49,042
<b>8/24</b>	<b>Houston Oilers</b>	<b>W, 10-7</b>	<b>54,469</b>

## 1980 (1-3)

<b>8/9</b>	<b>St. Louis Cardinals</b>	<b>W, 17-13</b>	<b>57,923</b>
8/17	at Houston Oilers	L, 17-20	43,376
8/23	at Detroit	L, 17-40	49,631
<b>8/29</b>	<b>Miami</b>	<b>L, 0-20</b>	<b>50,635</b>

## 1981 (3-1)

<b>8/8</b>	<b>Baltimore Colts</b>	<b>W, 24-23</b>	<b>46,792</b>
<b>8/15</b>	<b>Houston Oilers</b>	<b>W, 27-7</b>	<b>67,562</b>
8/23	Phil. (Syracuse, N.Y.)	L, 6-37	28,001
<b>8/29</b>	<b>Detroit</b>	<b>W, 20-17</b>	<b>ot 52,090</b>

## 1982 (1-3)

8/12	at Houston Oilers	L, 20-22	44,599
<b>8/21</b>	<b>Kansas City</b>	<b>W, 6-3</b>	<b>46,585</b>
<b>8/28</b>	<b>Cleveland</b>	<b>L, 17-20</b>	<b>55,689</b>
9/3	at Minnesota	L, 21-24	59,810

## 1983 (3-2)

7/30	Pittsburgh (Canton, Ohio)*	L, 14-27	23,909
8/6	at Tampa Bay	L, 17-20	53,111
8/13	at Miami	W, 19-17	38,735
<b>8/20</b>	<b>Houston Oilers</b>	<b>W, 20-13</b>	<b>60,430</b>
<b>8/27</b>	<b>New York Jets</b>	<b>W, 17-10</b>	<b>58,176</b>

## 1984 (3-1)

8/4	at Kansas City	W, 34-20	34,230
<b>8/11</b>	<b>Atlanta</b>	<b>W, 31-21</b>	<b>58,502</b>
8/18	at Houston Oilers	W, 31-19	45,522
<b>8/25</b>	<b>Washington</b>	<b>L, 9-14</b>	<b>52,040</b>

## 1985 (1-3)

8/10	at New England	W, 32-20	27,014
<b>8/17</b>	<b>Houston Oilers</b>	<b>L, 20-23</b>	<b>53,491</b>
<b>8/24</b>	<b>Tampa Bay</b>	<b>L, 10-14</b>	<b>49,337</b>
8/30	at San Diego	L, 20-21	40,462

## 1986 (2-2)

8/9	at Denver	W, 10-7	47,408
<b>8/16</b>	<b>New England</b>	<b>L, 34-38</b>	<b>54,364</b>
8/23	at Houston Oilers	L, 13-24	38,617
<b>8/30</b>	<b>Kansas City</b>	<b>W, 13-10</b>	<b>47,945</b>

## 1987 (3-1)

<b>8/15</b>	<b>Minnesota</b>	<b>W, 23-17</b>	<b>52,884</b>
<b>8/22</b>	<b>Houston Oilers</b>	<b>L, 13-16</b>	<b>51,562</b>
<b>8/29</b>	<b>Pittsburgh</b>	<b>W, 31-28</b>	<b>46,770</b>
9/4	at Cincinnati	W, 26-14	46,289

## 1988 (2-2)

8/7	at Minnesota	W, 23-20	47,624
8/12	at Phoenix	W, 33-28	51,987
8/20	at Indianapolis	L, 6-18	54,117
<b>8/27</b>	<b>Pittsburgh</b>	<b>L, 28-31</b>	<b>56,174</b>

## 1989 (1-3)

<b>8/12</b>	<b>Indianapolis</b>	<b>L, 7-31</b>	<b>57,771</b>
8/19	at Buffalo	L, 7-10	48,512
<b>8/28</b>	<b>Cincinnati</b>	<b>W, 27-10</b>	<b>51,150</b>
<b>9/1</b>	<b>Washington</b>	<b>L, 21-26</b>	<b>56,181</b>

## 1990 (4-1)

8/5	L.A. Raiders (London, Eng.)	W, 17-10	63,106
8/11	at Minnesota	W, 13-10	48,154
8/18	Green Bay (Madison, Wis.)	L, 13-27	47,848
<b>8/25</b>	<b>Buffalo</b>	<b>W, 28-23</b>	<b>51,959</b>
<b>8/31</b>	<b>Indianapolis</b>	<b>W, 17-14</b>	<b>54,796</b>

## 1991 (2-2)

<b>8/3</b>	<b>Minnesota</b>	<b>W, 18-3</b>	<b>58,953</b>
<b>8/10</b>	<b>Green Bay</b>	<b>W, 31-20</b>	<b>55,730</b>
8/17	at Indianapolis	L, 28-34	50,896
8/24	at Miami	L, 24-28	44,099

## 1992 (3-1)

8/10	at Chicago	W, 34-31	53,846
<b>8/17</b>	<b>Pittsburgh</b>	<b>W, 26-0</b>	<b>61,671</b>
<b>8/22</b>	<b>Houston Oilers</b>	<b>L, 3-33</b>	<b>61,194</b>
8/27	Miami (Baltimore, Md.)	W, 17-3	60,021



# PRESEASON RESULTS

## 1993 (4-1)

7/31	Philadelphia (Tokyo, Japan)	W, 28-16	49,363
8/7	Houston Oilers (San Ant., Texas)	W, 37-28	40,308
8/14	Green Bay (Madison, Wis.)	W, 26-17	59,523
<b>8/23</b>	<b>Chicago</b>	<b>W, 20-14</b>	<b>61,149</b>
<b>8/27</b>	<b>Detroit</b>	<b>L, 16-17</b>	<b>60,700</b>

## 1994 (1-3)

8/5	at New England	L, 6-24	37,800
8/13	at Minnesota	L, 17-21	46,067
<b>8/19</b>	<b>Green Bay</b>	<b>L, 10-13</b>	<b>54,714</b>
<b>8/25</b>	<b>Dallas</b>	<b>W, 28-10</b>	<b>57,281</b>

## 1995 (1-3)

8/5	Green Bay (Madison, Wis.)	L, 17-27	49,071
8/11	at New York Giants	L, 13-14	54,416
<b>8/20</b>	<b>Seattle</b>	<b>L, 19-24</b>	<b>38,228</b>
<b>8/25</b>	<b>Detroit</b>	<b>W, 24-10</b>	<b>38,073</b>

## 1996 (3-2)

7/27	Indianapolis (Canton, Ohio)*	L, 3-10	23,376
8/2	at Detroit	W, 23-22	35,782
8/10	at Kansas City	L, 6-42	65,710
<b>8/17</b>	<b>Chicago</b>	<b>W, 31-21</b>	<b>35,246</b>
<b>8/23</b>	<b>Minnesota</b>	<b>W, 16-13</b>	<b>35,728</b>

## 1997 (3-1)

8/2	at Tennessee	W, 21-12	22,811
<b>8/9</b>	<b>Kansas City</b>	<b>W, 26-7</b>	<b>55,211</b>
8/16	at Oakland	L, 18-16	36,771
8/22	at Chicago	W, 13-7	58,656

## 1998 (1-3)

8/8	at Green Bay	L, 7-31	60,080
8/14	at Denver	L, 10-17	70,937
<b>8/22</b>	<b>Tennessee</b>	<b>L, 24-26</b>	<b>46,069</b>
<b>8/28</b>	<b>Tampa Bay</b>	<b>W, 10-6</b>	<b>43,774</b>

## 1999 (2-2)

8/13	at Miami	W, 26-14	59,972
<b>8/21</b>	<b>Indianapolis</b>	<b>L, 7-37</b>	<b>41,788</b>
<b>8/28</b>	<b>Green Bay</b>	<b>L, 17-38</b>	<b>53,074</b>
9/2	at Tennessee	W, 12-11	63,634

## 2000 (1-3)

7/29	at New York Jets	L, 20-24	75,754
8/5	at Minnesota	W, 25-24	63,445
8/12	Indianapolis (W. Lafayette, Ind.)	L, 0-17	20,105
<b>8/25</b>	<b>Miami</b>	<b>L, 17-22</b>	<b>46,955</b>

## 2001 (1-3)

8/11	Minnesota (San Ant., Texas)	L, 21-28	46,752
<b>8/18</b>	<b>Dallas</b>	<b>W, 16-10</b>	<b>53,249</b>
8/24	at Denver	L, 24-31	74,063
9/1	at Seattle	L, 14-28	68,655

## 2002 (3-1)

<b>8/10</b>	<b>Houston Texans</b>	<b>L, 10-13</b>	<b>67,356</b>
8/15	at Miami	W, 24-7	56,930
8/24	at Cincinnati	W, 31-23	41,636
<b>8/30</b>	<b>Indianapolis</b>	<b>W, 25-21</b>	<b>67,247</b>

## 2003 (1-3)

<b>8/11</b>	<b>Philadelphia</b>	<b>L, 17-27</b>	<b>67,594</b>
8/16	at New York Jets	W, 22-17	76,527
8/23	at San Francisco	L, 12-27	63,153
<b>8/28</b>	<b>Miami</b>	<b>L, 10-24</b>	<b>68,477</b>

## 2004 (2-2)

<b>8/13</b>	<b>New York Jets</b>	<b>W, 23-13</b>	<b>64,900</b>
8/16	at Green Bay	L, 14-19	69,669
8/27	at Chicago	W, 17-13	61,208
<b>9/3</b>	<b>Miami</b>	<b>L, 19-20</b>	<b>64,900</b>

## 2005 (1-3)

<b>8/12</b>	<b>Seattle</b>	<b>L, 15-34</b>	<b>38,529</b>
8/18	at New England	W, 37-27	68,736
<b>8/26</b>	<b>Baltimore Ravens</b>	<b>L, 6-21</b>	<b>44,485</b>
9/1	at Oakland	L, 6-13	32,191

## 2006 (1-3)

8/12	at Tennessee	W, 19-16	69,143
<b>8/21</b>	<b>Dallas (Shreveport, La.)</b>	<b>L, 7-30</b>	<b>45,162</b>
<b>8/26</b>	<b>Indianapolis (Jack., Miss.)</b>	<b>L, 6-21</b>	<b>44,485</b>
9/1	at Kansas City	L, 9-10	70,456

# PRESEASON RESULTS

## 2007 (3-2)

8/5	Pittsburgh (Canton, Ohio)*	L, 7-20	22,302
<b>8/10</b>	<b>Buffalo</b>	<b>L, 10-13</b>	<b>70,003</b>
8/18	at Cincinnati	W, 27-19	65,227
8/23	at Kansas City	W, 30-7	72,283
<b>8/30</b>	<b>Miami</b>	<b>W, 7-0</b>	<b>68,926</b>

## 2008 (2-2)

8/7	at Arizona	W, 24-10	63,109
<b>8/16</b>	<b>Houston Texans</b>	<b>L, 27-31</b>	<b>70,009</b>
8/23	at Cincinnati	W, 13-0	65,043
<b>8/28</b>	<b>Miami</b>	<b>L, 10-14</b>	<b>70,008</b>

## 2009 (3-1)

<b>8/14</b>	<b>Cincinnati</b>	<b>W, 17-7</b>	<b>68,962</b>
8/22	at Houston Texans	W, 38-14	70,107
8/29	at Oakland	W, 45-7	32,585
<b>9/3</b>	<b>Miami</b>	<b>L, 7-10</b>	<b>68,681</b>

## 2010 (2-2)

8/12	at New England	L, 24-27	68,756
<b>8/21</b>	<b>Houston Texans</b>	<b>W, 38-20</b>	<b>70,025</b>
<b>8/27</b>	<b>San Diego</b>	<b>W, 36-21</b>	<b>70,031</b>
9/2	at Tennessee	L, 24-27	69,143

## 2011 (2-2)

<b>8/12</b>	<b>San Francisco</b>	<b>W, 24-3</b>	<b>72,578</b>
8/20	at Houston Texans	L, 14-27	70,828
8/28	at Oakland	W, 40-20	34,322
<b>9/1</b>	<b>Tennessee</b>	<b>L, 9-32</b>	<b>72,667</b>

## 2012 (2-3)

8/5	Arizona (Canton, Ohio)*	W, 17-10	18,100
8/9	at New England	L, 6-7	68,756
<b>8/17</b>	<b>Jacksonville</b>	<b>L, 24-27</b>	<b>72,056</b>
<b>8/25</b>	<b>Houston Texans</b>	<b>W, 34-27</b>	<b>72,082</b>
8/30	at Tennessee	L, 6-10	69,143

## 2013 (3-1)

<b>8/9</b>	<b>Kansas City</b>	<b>W, 17-13</b>	<b>72,080</b>
<b>8/16</b>	<b>Oakland</b>	<b>W, 28-20</b>	<b>72,122</b>
8/25	at Houston Texans	W, 31-23	71,611
8/29	at Miami	L, 21-24	43,019

## 2014 (3-1)

8/8	at St. Louis Rams	W, 26-24	54,850
<b>8/15</b>	<b>Tennessee</b>	<b>W, 31-24</b>	<b>73,002</b>
8/23	at Indianapolis	W, 23-17	65,565
<b>8/28</b>	<b>Baltimore Ravens</b>	<b>L, 13-22</b>	<b>73,004</b>

## 2015 (0-4)

8/13	at Baltimore Ravens	L, 27-30	70,501
<b>8/22</b>	<b>New England</b>	<b>L, 24-26</b>	<b>73,004</b>
<b>8/30</b>	<b>Houston Texans</b>	<b>L, 13-27</b>	<b>72,998</b>
9/3	at Green Bay	L, 10-38	73,863

Home games in bold

\* - Hall of Fame Game

# PRESEASON RECORDS

Team	W	L	T	Pct.
Arizona	5	0	0	.1000
Atlanta	3	1	0	.7500
Baltimore	0	3	0	.0000
Buffalo	3	4	0	.4286
Carolina	0	0	0	.0000
Chicago	6	1	0	.8571
Cincinnati	7	1	0	.8750
Cleveland	1	1	0	.5000
Dallas	3	4	0	.4286
Denver	3	2	0	.6000
Detroit	3	4	0	.4286
Green Bay	2	7	0	.2857
Houston	4	4	0	.5000
Indianapolis	6	7	0	.4615
Jacksonville	0	1	0	.0000
Kansas City	6	4	0	.6000

Team	W	L	T	Pct.
Miami	7	14	0	.3333
Minnesota	7	4	0	.6364
New England	4	7	0	.3636
N.Y. Giants	1	1	0	.5000
N.Y. Jets	4	4	0	.5000
Oakland	4	2	0	.6667
Philadelphia	3	3	0	.5000
Pittsburgh	3	8	0	.2727
St. Louis	1	2	0	.3333
San Diego	2	4	0	.3333
San Francisco	2	1	0	.6667
Seattle	0	3	0	.0000
Tampa Bay	1	4	0	.2000
Tennessee	15	14	1	.5172
Washington	0	2	0	.0000
<b>Totals</b>	<b>103</b>	<b>116</b>	<b>1</b>	<b>.4688</b>



# SAINTS STATISTICS

## 1967

### RECORD: 3-11

### FINISH: 4th-CAPITOL

Date	W/L	Score	Opponent	Attendance	RUSHING	No	Yds	Avg	LG	TD	PUNT	RET	Ret	FC	Yds	Avg	LG	TD
9/17	L	13-27	Los Angeles	80,879	Taylor	130	390	3.0	16	2	Roberts	11	12	50	4.5	11	0	
9/24	L	10-30	Washington	74,937	Wheelwright	59	198	3.4	13	0	Gilliam	7	6	13	1.9	8	0	
10/1	L	7-42	Cleveland	77,045	Kilmer	20	142	7.1	31	1	Brown	3	2	1	0.3	13	0	
10/8	L	21-27	at New York Giants	62,670	Barrington	34	121	3.6	22	0	Douglas	2	1	15	7.5	12	0	
10/15	L	10-14	at Dallas	64,128	Schultz	32	117	3.7	22	2	Saints	23	21	79	3.4	13	0	
10/22	L	13-27	at San Francisco	34,285	McCall	21	86	4.1	49t	1	Opponents	35	14	261	7.5	29	0	
10/29	L	10-14	Pittsburgh	68,911	Cuozzo	19	43	2.3	10	1								
11/5	W	31-24	Philadelphia	59,596	Gilliam	7	41	5.9	19	0	KICKOFF RET	No	Yds	Avg	LG	TD		
11/12	L	10-27	Dallas	83,437	McNeill	4	38	9.5	25	0	Roberts	28	737	26.3	91t	1	0	
11/19	L	21-48	at Philadelphia	60,751	Brown	8	16	2.0	7	2	Gilliam	16	481	30.1	94t	1	0	
11/26	W	27-24	Atlanta	83,437	Saints	334	1192	3.6	49t	9	Barrington	7	113	16.1	27	0	0	
12/3	L	20-31	at St. Louis	41,171	Opponents	469	2092	4.5	56t	22	McCall	7	198	28.3	68	0	0	
12/10	L	10-30	at Baltimore	60,238							Brown	5	103	20.6	26	0	0	
12/17	W	30-14	at Washington	50,486	RECEIVING	No	Yds	Avg	LG	TD	Jordan	3	56	18.7	27	0	0	

TEAM STATISTICS	N.O.	OPP.	RUSHING	No	Yds	Avg	LG	TD	PUNT	RET	Ret	FC	Yds	Avg	LG	TD
TOTAL FIRST DOWNS	219	276	Taylor	38	251	6.6	27	0	Logan	1	0	0.0	0	0	0	0
Rushing	67	114	Poage	24	380	15.8	65	0	Nevelt	1	0	0.0	0	0	0	0
Passing	135	138	Gilliam	22	264	12.0	35	1	Rose	1	21	21.0	21	0	0	0
Penalty	17	24	Kramer	20	207	10.4	17	2	Sturm	1	0	0.0	0	0	0	0
POSSession AVG.			Hall	19	249	13.1	21	0	Vandersea	1	13	13.0	13	0	0	0
TOTAL NET YARDS	3790	4928	Roberts	17	384	22.6	96	3	Saints	72	1739	24.2	94t	2	0	
Avg. Per Game	270.7	352.0	Schultz	14	186	13.3	25	0	Opponents	51	1166	22.9	94	0	0	
Total Plays	864	902	Wheelwright	9	61	6.8	18	0								
Avg. Per Play	4.4	5.5	Burke	8	84	10.5	21	0	FIELD GOALS	1-19	20-29	30-39	40-49	50+		
NET YARDS RUSHING	1192	2092	McCall	4	75	18.8	34	1	Durkee	3/3	2/8	6/7	3/11	0/3		
Avg. Per Game	85.1	149.4	Barrington	4	50	12.5	29	0	Saints	3/3	2/8	6/7	3/11	0/3		
Total Rushes	334	469	Brown	3	23	7.7	9	0	Opponents	3/8	6/7	4/6	1/7	0/1		
NET YARDS PASSING	2598	2836	Hester	2	10	5.0	7	0	Durkee	(44G, 25G) (51N, 25B, 22N, 27G)						
Avg. Per Game	185.6	202.6	Ogden	2	25	12.5	16	0		(52N, 51N, 42N) ( ) (48N, 45N, 47G) (39G,						
Sacked/Yards Lost	52/391	23/199	Saints	237	2989	12.6	96	13	34G, 45N) (46N, 26B, 45N, 37G) (33N, 12G)							
Gross Yards	2989	3035	Opponents	207	3035	14.7	76t	25	(28N, 48B, 11G) (20N) (34G, 27N, 32G) (44N, 41G, 16G) (35G) ( )							
Att./Completions	478/237	410/207	INTERCEPTIONS	No	Yds	Avg	LG	TD								
Completion Pct.	49.6	50.5	Whitcell	10	178	17.8	41t	2	Opponents	(31B, 27N, 47N, 10G, 21G) (37G)						
Had Intercepted	23	22	Burkett	3	57	19.0	23	0	( ) (14B, 18B, 19N) (49N, 13N) (50G, 19N,							
PUNTS/AVERAGE	74/42.9	63/39.9	Logan	3	21	7.0	18	0	39G) ( ) (41G) (45N, 49N, 21G, 12G) (21G,							
NET PUNTING AVG.	74/37.5	63/37.3	Hart	1	21	21.0	21	0	37G) (47N, 26G) (27G) (35G, 21G, 17G)							
PENALTIES/YARDS	76/785	83/844	Douglas	1	19	19.0	19	0	(47N, 37B)							
FUMBLES/BALL LOST	21/14	21/10	Rose	1	15	15.0	15	0								
TOUCHDOWNS	27	48	D. Simmons	1	12	12.0	12	0								
Rushing	9	22	Whittingham	1	8	8.0	8	0								
Passing	13	25	Heidel	1	2	2.0	2	0								
Returns	5	1	Saints	22	333	15.1	41t	2	Dallas	9	1	0	643			
Score by Periods	1	2	3	4	OT	TD			Philadelphia	6	7	1	462			
Saints	40	75	66	52	0	233			Washington	5	6	3	455			
Opponents	57	128	74	120	0	379			New Orleans	3	11	0	214			

SCORING	TD	Ru	Pa	Rt	PAT	FG	S	TP
Durkee	0	0	0	0	27/27	14/32	0	36
Abramowicz	6	0	0	0			0	30
Roberts	5	0	3	2			0	30
Brown	2	2	0	0			0	12
Gilliam	2	0	1	1			0	12
Kramer	2	0	2	0			0	12
McCall	2	1	1	0			0	12
Schultz	2	2	0	0			0	12
Taylor	2	2	0	0			0	12
Whitcell	2	0	2	0			0	12
Cuozzo	1	1	0	0			0	6
Kilmer	1	1	0	0			0	6
Anderson	0	0	0	0			1	2
Saints	27	9	13	5	27/27	14/32	1	233
Opponents	48	22	25	1	46/48	15/29	0	379

PASSING	Att	Cmp	Yds	Cmp%	Yds/Att	TD	TD%	Int	Int%	Long	Sk/Yds	Rating
Cuozzo	260	134	1562	51.5	6.01	7	2.7	12	4.6	49t	33/236	59.8
Kilmer	204	97	1341	47.5	6.57	6	2.9	11	5.4	96	18/147	56.4
Wood	11	5	62	45.5	5.64	0	0.0	0	0.0	27	1/8	63.4
Barrington	2	0	0	0.0	0.00	0	0.0	0	0.0	0	0	39.6
McNeill	1	1	24	100.0	24.00	0	0.0	0	0.0	24	0	118.8
Saints	478	237	2989	49.6	6.25	13	2.7	23	4.8	96	52/391	58.5
Opponents	410	207	3035	50.5	7.40	25	6.1	22	5.4	76t	23/199	73.0

1967 NFL CAPITOL STANDINGS	W	L	T	Pct.
Saints Finish: 4th place	9	1	0	643
Philadelphia	6	7	1	462
Washington	5	6	3	455
New Orleans	3	11	0	214

SCORING	TD	Ru	Pa	Rt	PAT	FG	S	TP
Durkee	0	0	0	0	27/27	14/32	0	36
Abramowicz	6	0	0	0			0	30
Roberts	5	0	3	2			0	30
Brown	2	2	0	0			0	12
Gilliam	2	0	1	1			0	12
Kramer	2	0	2	0			0	12
McCall	2	1	1	0			0	12
Schultz	2	2	0	0			0	12
Taylor	2	2	0	0			0	12
Whitcell	2	0	2	0			0	12
Cuozzo	1	1	0	0			0	6
Kilmer	1	1	0	0			0	6
Anderson	0	0	0	0			1	2
Saints	27	9	13	5	27/27	14/32	1	233
Opponents	48	22	25	1	46/48	15/29	0	379

PASSING	Att	Cmp	Yds	Cmp%	Yds/Att	TD	TD%	Int	Int%	Long	Sk/Yds	Rating
Cuozzo	260	134	1562	51.5	6.01	7	2.7	12	4.6	49t	33/236	59.8
Kilmer	204	97	1341	47.5	6.57	6	2.9	11	5.4	96	18/147	56.4
Wood	11	5	62	45.5	5.64	0	0.0	0	0.0	27	1/8	63.4
Barrington	2	0	0	0.0	0.00	0	0.0	0	0.0	0	0	39.6
McNeill	1	1	24	100.0	24.00	0	0.0	0	0.0	24	0	118.8
Saints	478	237	2989	49.6	6.25	13	2.7	23	4.8	96	52/391	58.5
Opponents	410	207	3035	50.5	7.40	25	6.1	22	5.4	76t	23/199	73.0

OWNERSHIP • FOOTBALL • ADMINISTRATION • RECORDS • HISTORY

# SAINTS STATISTICS

## 1968

### RECORD: 4-9-1

### FINISH: 3rd-CENTURY



Date	W/L	Score	Opponent	Attendance	RUSHING	No	Yds	Avg	LG	TD	PUNT RET	Ret	FC	Yds	Avg	LG	TD
9/15	L	10-24	Cleveland	74,215	McCall	155	637	4.1	48	4	Gilliam	15	7	60	4.0	21	0
9/22	W	31-17	Washington	65,941	Lorick	104	344	3.3	36	0	Brown	8	1	60	7.5	53t	1
9/29	L	20-21	St. Louis	79,021	Schultz	43	152	3.5	15	0	Howard	8	5	42	5.3	12	0
10/6	L	21-38	at New York Giants	60,967	Barrington	45	111	2.5	22	0	Nevett	3	0	-9	-3.0	0	0
10/13	W	20-17	Minnesota	71,105	Wheelwright	21	99	4.7	15	1	Douglas	0	1	0	---	---	0
10/20	W	16-12	at Pittsburgh	32,303	Kilmer	21	97	4.6	22	2	Saints	34	14	153	4.5	53t	1
10/27	L	17-31	at St. Louis	45,476	Gilliam	2	36	18.0	29	0	Opponents	30	17	320	10.7	86t	1
11/3	L	3-17	Dallas	84,728	Abramowicz	2	27	13.5	18	0							
11/10	L	17-35	at Cleveland	71,025	Poage	1	22	22.0	22	0	KICKOFF RET	No	Yds	Avg	LG	TD	
11/17	L	7-29	at Green Bay (Mil.)	49,644	South	4	5	1.3	2	0	Howard	23	533	23.2	36	0	
11/24	T	20-20	at Detroit	46,152	Baker	4	2	0.5	3	0	Gilliam	15	328	21.9	48	0	
12/1	L	17-23	Chicago	78,285	McNeill	2	1	0.5	15	0	Brown	8	137	17.1	28	0	
12/8	L	17-29	at Philadelphia	57,128	Whitsell	1	-1	-1.0	-1	0	Nevett	2	94	47.0	31	0	
12/15	W	24-14	Pittsburgh	66,131	Sweetan	4	-5	-1.3	2	0	Douglas	1	10	10.0	10	0	
					Saints	409	1527	3.7	48	7	Jones	1	5	5.0	5	0	
					Opponents	439	2105	4.8	77t	13	Kelley	1	20	20.0	20	0	

TEAM STATISTICS	N.O.	OPP.
<b>TOTAL FIRST DOWNS</b>	<b>224</b>	<b>228</b>
Rushing	80	97
Passing	122	109
Penalty	22	22

POSSESSION AVG.	N.O.	OPP.
<b>TOTAL NET YARDS</b>	<b>3863</b>	<b>4291</b>
Avg. Per Game	275.9	306.5
Total Plays	881	839
Avg. Per Play	4.4	5.1
<b>NET YARDS RUSHING</b>	<b>1527</b>	<b>2105</b>
Avg. Per Game	109.1	150.4
Total Rushes	409	439
<b>NET YARDS PASSING</b>	<b>2336</b>	<b>2186</b>
Avg. Per Game	166.9	156.1
Sacked/Yards Lost	33/213	34/297
Gross Yards	2549	2483
Att./Completions	439/210	366/153
Completion Pct.	47.8	41.8
Had Intercepted	29	16

<b>PUNTS/AVERAGE</b>	<b>75/37.6</b>	<b>69/40.8</b>
<b>NET PUNTING AVG.</b>	<b>75/32.3</b>	<b>69/37.4</b>
<b>PENALTIES/YARDS</b>	<b>82/843</b>	<b>74/757</b>
<b>FUMBLES/BALL LOST</b>	<b>19/11</b>	<b>33/26</b>
<b>TOUCHDOWNS</b>	<b>27</b>	<b>42</b>
Rushing	7	13
Passing	17	25
Returns	3	4

Score by Periods	1	2	3	4	OT	TOT
Saints	71	79	51	45	0	246
Opponents	44	95	67	121	0	327

SCORING	Td	Ru	Pa	Rt	PAT	FG	S	TP
Durkee	0	0	0	0	27/27	19/37	0	84
Abramowicz	7	0	0	0	0	0	0	42
McCall	6	4	2	0	0	0	0	36
Lorick	3	0	3	0	0	0	0	18
Hester	2	0	2	0	0	0	0	12
Kilmer	2	2	0	0	0	0	0	12
Stickles	2	2	0	0	0	0	0	12
Barrington	1	0	1	0	0	0	0	6
Brown	1	0	0	1	0	0	0	6
Burris	1	0	0	1	0	0	0	6
Wheelwright	1	0	0	1	0	0	0	6
Whitsell	1	0	0	1	0	0	0	6
Saints	27	7	17	3	27/27	19/37	0	246
Opponents	42	13	25	4	37/42	12/27	1	327

SACKS: Saints 34.0, Opp. 33.0

RECEIVING	No	Yds	Avg	LG	TD
Abramowicz	54	890	16.5	47t	7
Lorick	26	272	10.5	29	3
McCall	26	270	10.4	25t	2
Parks	25	258	10.3	41	0
Gilliam	24	284	11.8	39	0
Hester	17	300	17.6	51	2
Stickles	15	206	13.7	35	2
Schultz	12	34	2.8	14	0
Barrington	9	33	3.7	10	1
Poage	1	11	11.0	11	0
Wheelwright	1	-9	-9.0	-9	0
Saints	210	2549	12.1	51	17
Opponents	153	2483	16.2	68t	25

INTERCEPTIONS	No	Yds	Avg	LG	TD
Whitsell	6	44	7.3	32	0
Burris	3	129	43.0	94t	1
Gene Howard	3	51	17.0	35	0
Whittingham	1	16	16.0	16	0
Kimbroth	1	15	15.0	15	0
Cordileone	1	7	7.0	7	0
Kelley	1	0	0.0	0	0
Saints	16	262	16.4	94t	1
Opponents	29	294	10.1	51t	2

PUNTING	No	Yds	Avg	Net	TB	I20	LG	B
McNeill	49	2009	41.0	32.8	4	58	1	1
South	14	387	27.6	27.6	0	44	0	0
Fraser	11	391	35.5	35.6	0	56	0	0
Lorick	1	36	36.0	36.0	0	36	0	0
Saints	75	2823	37.6	32.3	4	58	1	1
Opponents	69	2813	40.8	37.4	4	84	1	1

FIELD GOALS	1-19	20-29	30-39	40-49	50+
Durkee	3/3	3/4	9/14	4/11	0/5
Saints	3/3	3/4	9/14	4/11	0/5
Opponents	1/2	5/6	1/6	4/11	1/2

Durkee: (38N, 47N, 40G) (51N, 17G, 28G, 40G) (42N, 34B, 21G, 36G) (43N, 52N, 54N) (32G, 42G) (25G, 37G, 31G) (47B, 32G) (57N, 37N, 38G) (52N, 25N, 42G) ( ) (41N, 31G, 31G) (32N, 19G) (49N, 10G) (37N, 45N, 31G)

Opponents: (22G) (43B, 47N, 14G) (33N, 42N, 40B) (49G) (32N, 22G) ( ) (42N, 24G) (20G) ( ) (30B, 35G) (43G, 35B, 23N, 40G, 46N) ( ) (52N, 50G, 46G, 20G) (18N) (47B, 34N)

1968 NFL CENTURY STANDINGS			
Saints Finish: 3rd place			
	W	L	Pct.
Cleveland	10	4	0.714
St. Louis	9	4	1.692
New Orleans	4	9	1.321
Pittsburgh	2	11	1.154

PASSING	Att	Cmp	Yds	Cmp%	Yds/Att	TD	TD%	Int	Int%	Long	Sk/Yds	Rating
Kilmer	315	167	2060	53.0	6.54	15	4.8	17	5.4	51	26/170	66.9
Sweetan	78	27	318	34.6	4.08	1	1.3	9	11.5	42	5/29	12.6
South	38	14	129	36.8	3.39	1	2.6	3	7.9	19	2/14	22.8
Barrington	6	2	42	33.3	7.00	0	0.0	0	0.0	23	0/0	59.0
McCall	1	0	0	0.0	0.00	0	0.0	0	0.0	0	0/0	39.6
Parks	1	0	0	0.0	0.00	0	0.0	0	0.0	0	0/0	39.6
Saints	439	210	2549	47.8	5.81	17	3.9	29	6.6	51	33/213	51.5
Opponents	366	153	2483	41.8	6.78	25	6.8	16	4.4	68t	34/297	69.7

HISTORY • RECORDS • ADMINISTRATION • FOOTBALL • OWNERSHIP

# SAINTS STATISTICS

## 1969

### RECORD: 5-9

### FINISH: 3rd-CAPITOL

Date	W/L	Score	Opponent	Attendance
9/21	L	20-26	Washington	73,147
9/28	L	17-21	Dallas	79,967
10/5	L	17-36	at Los Angeles	54,879
10/12	L	17-27	Cleveland	71,274
10/19	L	10-30	Baltimore	80,636
10/26	L	10-13	at Philadelphia	60,658
11/2	W	51-42	at St. Louis	46,718
11/9	L	17-33	at Dallas	68,282
11/16	W	25-24	at New York Giants	62,927
11/23	W	43-38	San Francisco	71,448
11/30	W	26-17	Philadelphia	72,805
12/7	L	17-45	at Atlanta	57,021
12/14	L	14-17	at Washington	50,354
12/21	W	27-24	Pittsburgh	72,256

TEAM STATISTICS	N.O.	OPP.
<b>TOTAL FIRST DOWNS</b>	<b>282</b>	<b>242</b>
Rushing	93	88
Passing	158	131
Penalty	31	23

POSSESSION AVG.	OPP.
<b>TOTAL NET YARDS</b>	<b>4679</b>
Avg. Per Game	334.2
Total Plays	879
Avg. Per Play	5.3

NET YARDS RUSHING	OPP.
<b>TOTAL NET YARDS</b>	<b>4679</b>
Avg. Per Game	334.2
Total Rushes	399

NET YARDS PASSING	OPP.
<b>TOTAL NET YARDS</b>	<b>4679</b>
Avg. Per Game	334.2
Sacked/Yards Lost	27/241
Gross Yards	3215
Att./Completions	453/245
Completion Pct.	54.1
Had Intercepted	20

PUNTS/AVERAGE	OPP.
<b>TOTAL NET YARDS</b>	<b>4679</b>
Had Intercepted	20
Net Punting Average	49/41.4

PENALTIES/YARDS	OPP.
<b>TOTAL NET YARDS</b>	<b>4679</b>
Net Punting Average	49/41.4
Penalties/Yards	83/943

FUMBLER/BALL LOST	OPP.
<b>TOTAL NET YARDS</b>	<b>4679</b>
Penalties/Yards	83/943
Fumbles/Ball Lost	20/12

TOUCHDOWNS	OPP.
<b>TOTAL NET YARDS</b>	<b>4679</b>
Fumbles/Ball Lost	20/12
Touchdowns	35
Rushing	12
Passing	22
Returns	1

Score by Periods	1	2	3	4	OT	TOT
<b>Saints</b>	<b>37</b>	<b>109</b>	<b>96</b>	<b>69</b>	<b>0</b>	<b>311</b>
<b>Opponents</b>	<b>87</b>	<b>143</b>	<b>70</b>	<b>93</b>	<b>0</b>	<b>393</b>

SCORING	TD	Ru	Pa	Rt	PAT	FG	S	TP
Dempsey	0	0	0	0	33/35	22/41	0	99
Livingston	8	5	3	0	0	0	0	48
Abramowicz	7	0	0	0	0	0	0	42
Wheelwright	5	4	1	0	0	0	0	30
Poage	4	0	0	0	0	0	0	24
Parks	3	0	3	0	0	0	0	18
Baker	2	1	1	0	0	0	0	12
Shy	2	1	1	0	0	0	0	12
Barrington	1	1	0	0	0	0	0	6
Dodd	1	0	1	0	0	0	0	6
Hester	1	0	1	0	0	0	0	6
Preece	1	0	0	1	0	0	0	6
<b>Saints</b>	<b>35</b>	<b>12</b>	<b>22</b>	<b>1</b>	<b>33/35</b>	<b>22/41</b>	<b>1</b>	<b>311</b>
<b>Opponents</b>	<b>49</b>	<b>15</b>	<b>32</b>	<b>2</b>	<b>47/49</b>	<b>16/29</b>	<b>2</b>	<b>393</b>

SACKS: Saints 21.0, Opp. 27.0

RUSHING	No	Yds	Avg	LG	TD
Livingston	181	761	4.2	18	5
Baker	134	642	4.8	54	1
Wheelwright	25	85	3.4	17	4
Shy	21	75	3.6	22	1
Abramowicz	3	61	20.3	28	0
Barrington	7	33	4.7	17	1
Kilmer	11	18	1.6	12	0
Hargett	5	15	3.0	11	0
Dodd	3	12	4.0	9	0
Lorick	5	11	2.2	6	0
Poage	1	-3	-3.0	-3	0
Looney	3	-5	-1.7	4	0
<b>Saints</b>	<b>399</b>	<b>1705</b>	<b>4.3</b>	<b>54</b>	<b>12</b>
<b>Opponents</b>	<b>419</b>	<b>1835</b>	<b>4.4</b>	<b>66</b>	<b>15</b>

RECEIVING	No	Yds	Avg	LG	TD
Abramowicz	73	1015	13.9	49	7
Dodd	37	600	16.2	52	1
Baker	34	352	10.4	35	1
Parks	31	439	14.2	40	3
Livingston	28	278	9.9	51	3
Poage	18	236	13.1	29	4
Shy	9	141	15.7	70	1
Wheelwright	8	68	8.5	20	1
Barrington	4	42	10.5	15	0
Hester	3	44	14.7	22	1
<b>Saints</b>	<b>245</b>	<b>3215</b>	<b>13.1</b>	<b>70</b>	<b>22</b>
<b>Opponents</b>	<b>200</b>	<b>3382</b>	<b>16.9</b>	<b>88</b>	<b>32</b>

INTERCEPTIONS	No	Yds	Avg	LG	TD
Nevelt	3	20	6.7	20	0
Whitsell	3	14	4.7	11	0
Howard	2	0	0.0	0	0
Burris	1	24	24.0	24	0
Absber	1	7	7.0	7	0
Preece	1	6	6.0	6	0
Thompson	1	2	2.0	2	0
<b>Saints</b>	<b>12</b>	<b>73</b>	<b>6.1</b>	<b>24</b>	<b>0</b>
<b>Opponents</b>	<b>20</b>	<b>265</b>	<b>13.3</b>	<b>47</b>	<b>0</b>

PUNTING	No	Yds	Avg	Net	TB	I20	LG	B
Cordill	42	1719	40.9	35.9	2	5	1	81
McNeill	7	312	44.6	41.0	1	1	81	0
<b>Saints</b>	<b>49</b>	<b>2031</b>	<b>41.4</b>	<b>36.6</b>	<b>3</b>	<b>6</b>	<b>81</b>	<b>1</b>
<b>Opponents</b>	<b>58</b>	<b>2410</b>	<b>41.6</b>	<b>36.1</b>	<b>5</b>	<b>5</b>	<b>54</b>	<b>1</b>

PUNT RET	Ret	FC	Yds	Avg	LG	TD
Dodd	15	9	106	7.1	21	0
Howard	9	0	73	8.1	30	0
Thompson	4	1	25	6.3	12	0
Barrington	1	0	8	8.0	8	0
Ward	1	1	5	5.0	5	0
Lorick	0	1	0	0.0	0	0
<b>Saints</b>	<b>30</b>	<b>12</b>	<b>217</b>	<b>7.2</b>	<b>30</b>	<b>0</b>
<b>Opponents</b>	<b>27</b>	<b>5</b>	<b>176</b>	<b>6.5</b>	<b>39</b>	<b>0</b>

KICKOFF RET	No	Yds	Avg	LG	TD
Barrington	17	394	23.2	54	0
Shy	16	447	27.9	57	0
Howard	9	227	25.2	86	0
Dodd	8	171	21.4	28	0
Thompson	5	101	20.2	26	0
Ward	3	58	19.3	21	0
Nevelt	2	53	26.5	37	0
Hester	1	4	4.0	4	0
Preece	1	0	0.0	0	0
<b>Saints</b>	<b>62</b>	<b>1455</b>	<b>23.5</b>	<b>86</b>	<b>0</b>
<b>Opponents</b>	<b>48</b>	<b>935</b>	<b>19.5</b>	<b>44</b>	<b>0</b>

FIELD GOALS	1-19	20-29	30-39	40-49	50+
Dempsey	5/6	6/7	3/6	7/11	1/11
<b>Saints</b>	<b>5/6</b>	<b>6/7</b>	<b>3/6</b>	<b>7/11</b>	<b>1/11</b>
<b>Opponents</b>	<b>6/7</b>	<b>4/4</b>	<b>4/8</b>	<b>2/9</b>	<b>0/1</b>

Dempsey: (57N, 13G, 43G) (32N, 56N, 43G) (48N, 55G) (22G) (35N, 33G) (18N, 22G) (48N, 43B, 56N, 43G) (56N, 37G) (50N, 23G, 43G, 13G, 19G) (53B, 55N, 57N, 17G, 43G) (27N, 56N, 37N, 27G, 40G, 26G, 17G) (54N, 47N, 20G) ( ) (38G, 40G)

Opponents: (18G) (47N) (35G, 44G) (31N, 37N, 37B, 28G, 30G) (57N, 43N, 33G) (34N, 47N, 45N, 12G, 40G) ( ) (46B, 40N, 21G, 21G) (19G) (23G) (30G) (19G) (44N, 19G) (19N, 11G)

### 1969 NFL CAPITOL STANDINGS

Saints Finish: 3rd place	W	L	T	Pct.
Dallas	11	2	1	.846
Washington	7	5	2	.583
<b>New Orleans</b>	<b>5</b>	<b>9</b>	<b>0</b>	<b>.357</b>
Philadelphia	4	9	1	.308

PASSING	Att	Cmp	Yds	Cmp%	Yds/Att	TD	TD%	Int	Int%	Long	Sk/Yds	Rating
Kilmer	360	193	2532	53.6	7.03	20	5.6	17	4.7	52	22/212	74.9
Hargett	52	31	403	59.6	7.75	0	0.0	0	0.0	32	3/18	84.1
Ninowski	34	17	227	50.0	6.68	1	2.9	2	5.9	70	1/11	56.9
Livingston	4	3	38	75.0	9.50	1	25.0	1	25.0	14	0/0	104.2
Barrington	2	1	15	50.0	7.50	0	0.0	0	0.0	15	1/0	75.0
Looney	1	0	0	0.0	0.00	0	0.0	0	0.0	0	0/0	39.6
<b>Saints</b>	<b>453</b>	<b>245</b>	<b>3215</b>	<b>54.1</b>	<b>7.10</b>	<b>22</b>	<b>4.9</b>	<b>20</b>	<b>4.4</b>	<b>70</b>	<b>27/241</b>	<b>74.5</b>
<b>Opponents</b>	<b>382</b>	<b>200</b>	<b>3382</b>	<b>52.4</b>	<b>8.85</b>	<b>32</b>	<b>8.4</b>	<b>12</b>	<b>3.1</b>	<b>88</b>	<b>21/199</b>	<b>97.4</b>



# SAINTS STATISTICS



## 1970

### RECORD: 2-11-1

### FINISH: 4th-NFC WEST

Date	W/L	Score	Opponent	Attendance
9/20	L	3-14	Atlanta	77,042
9/27	L	0-26	at Minnesota	47,900
10/4	W	14-10	New York Giants	69,126
10/11	L	17-24	at St. Louis	45,294
10/18	T	20-20	at San Francisco	39,446
10/25	L	14-32	at Atlanta	58,580
11/1	L	17-30	Los Angeles	77,861
11/8	W	19-17	Detroit	66,910
11/15	L	10-21	at Miami	42,866
11/22	L	6-31	Denver	66,837
11/29	L	6-26	at Cincinnati	59,342
12/6	L	16-34	at Los Angeles	66,410
12/13	L	27-38	San Francisco	61,940
12/20	L	3-24	Chicago	63,518

TEAM STATISTICS	N.O.	OPP.
<b>TOTAL FIRST DOWNS</b>	<b>183</b>	<b>263</b>
Rushing	55	100
Passing	112	150
Penalty	16	13
3rd Down: Made/Att.	67/198	84/193
3rd Down: Pct.	33.8	43.5
4th Down: Made/Att.	0/1	3/5
4th Down: Pct.	0.0	60.0

POSSESSION AVG.	N.O.	OPP.
<b>TOTAL NET YARDS</b>	<b>3673</b>	<b>4952</b>
Avg. Per Game	262.4	353.7
Total Plays	814	916
Avg. Per Play	4.5	5.4

NET YARDS RUSHING	N.O.	OPP.
<b>1215</b>	<b>1891</b>	
Avg. Per Game	86.8	135.1
Total Rushes:	371	469

NET YARDS PASSING	N.O.	OPP.
<b>2458</b>	<b>3061</b>	
Avg. Per Game	175.6	218.6
Sacked/Yards Lost	28/232	17/136
Gross Yards	2690	3197
Att./Completions	415/213	430/238
Completion Pct.	51.3	55.3
Had Intercepted	22	22

PUNTS/AVERAGE	N.O.	OPP.
<b>77/42.5</b>	<b>56/40.4</b>	
<b>NET PUNTING AVG.</b>	<b>77/35.8</b>	<b>56/33.4</b>
<b>PENALTIES/YARDS</b>	<b>91/1029</b>	<b>79/875</b>
<b>FUMBLES/BALL LOST</b>	<b>27/18</b>	<b>26/16</b>

TOUCHDOWNS	N.O.	OPP.
<b>17</b>	<b>40</b>	
Rushing	4	15
Passing	11	19
Returns	2	6

Score by Periods	1	2	3	4	OT	TOT
<b>Saints</b>	<b>59</b>	<b>33</b>	<b>22</b>	<b>58</b>	<b>0</b>	<b>172</b>
<b>Opponents</b>	<b>68</b>	<b>87</b>	<b>76</b>	<b>116</b>	<b>0</b>	<b>347</b>

SCORING	Td	Ru	Pa	Rt	PAT	FG	S	TP
Dempsey	0	0	0	0	16/17	18/34	0	70
Abramowicz	5	0	0	0	0	0	0	30
Barrington	2	2	0	0	0	0	0	12
Burrough	2	0	0	0	0	0	0	12
Dodd	2	0	1	0	0	0	0	12
Parks	2	0	0	0	0	0	0	12
Baker	1	1	0	0	0	0	0	6
McCall	1	1	0	0	0	0	0	6
Morgan	1	0	0	1	0	0	0	6
Poage	1	0	0	0	0	0	0	6
<b>Saints</b>	<b>17</b>	<b>4</b>	<b>11</b>	<b>2</b>	<b>16/17</b>	<b>18/34</b>	<b>0</b>	<b>172</b>
<b>Opponents</b>	<b>40</b>	<b>15</b>	<b>19</b>	<b>6</b>	<b>38/40</b>	<b>23/34</b>	<b>0</b>	<b>347</b>

SACKS: Saints 17.0, Opp. 28.0

RUSHING	No	Yds	Avg	LG	TD
Baker	82	337	4.1	29	1
Barrington	72	228	3.2	16	2
Otis	71	211	3.0	15	0
Pitts	32	96	3.0	11	0
Davis	27	94	3.5	25	0
McCall	23	63	2.7	11	1
Wheelwright	16	45	2.8	9	0
Kilmer	12	42	3.5	15	0
Dodd	5	31	6.2	16	0
Livingston	10	29	2.9	10	0
Poage	1	13	13.0	13	0
Abramowicz	1	7	7.0	7	0
Hargett	4	7	1.8	7	0
Dusenbery	4	6	1.5	3	0
Nyvall	5	6	1.2	6	0
Burrough	1	4	4.0	4	0
Gros	4	2	0.5	4	0
Fagan	1	-6	-6.0	-6	0
<b>Saints</b>	<b>371</b>	<b>1215</b>	<b>3.3</b>	<b>29</b>	<b>4</b>
<b>Opponents</b>	<b>469</b>	<b>1891</b>	<b>4.0</b>	<b>74</b>	<b>15</b>

RECEIVING	No	Yds	Avg	LG	TD
Abramowicz	55	906	16.5	48	5
Dodd	28	484	17.3	45	1
Parks	26	447	17.2	38	2
Barrington	22	130	5.9	20	0
Otis	20	124	6.2	22	0
Poage	15	166	11.1	36	1
Burrough	13	196	15.1	35	2
Baker	12	47	3.9	11	0
Pitts	7	63	9.0	12	0
McCall	5	43	8.6	17	0
Davis	4	29	7.3	13	0
Gros	2	0	0.0	1	0
Nyvall	2	-1	-0.5	1	0
Shaw	1	49	49.0	49	0
Wheelwright	1	7	7.0	7	0
<b>Saints</b>	<b>213</b>	<b>2690</b>	<b>12.6</b>	<b>49</b>	<b>11</b>
<b>Opponents</b>	<b>238</b>	<b>3197</b>	<b>13.4</b>	<b>74</b>	<b>19</b>

INTERCEPTIONS	No	Yds	Avg	LG	TD
Hollas	5	79	15.8	29	0
Wyatt	4	45	11.3	25	0
Burkett	4	36	9.0	16	0
Neveitt	3	49	16.3	47	0
Howell	3	28	9.3	28	0
Lyons	1	12	12.0	12	0
Morgan	1	7	7.0	7	0
Scarpatti	1	4	4.0	4	0
<b>Saints</b>	<b>22</b>	<b>260</b>	<b>11.8</b>	<b>47</b>	<b>0</b>
<b>Opponents</b>	<b>22</b>	<b>256</b>	<b>11.6</b>	<b>52</b>	<b>1</b>

PUNTING	No	Yds	Avg	Net	TB	I20	LG	B
Fagan	77	3269	42.5	35.8	4	64	2	64
<b>Saints</b>	<b>77</b>	<b>3269</b>	<b>42.5</b>	<b>35.8</b>	<b>4</b>	<b>64</b>	<b>2</b>	<b>64</b>
<b>Opponents</b>	<b>56</b>	<b>2265</b>	<b>40.4</b>	<b>33.4</b>	<b>9</b>	<b>60</b>	<b>1</b>	<b>60</b>

PUNT RET	Ret	FC	Yds	Avg	LG	TD
Dodd	14	3	129	9.2	41	0
Howard	5	0	14	2.8	5	0
Lyons	5	3	34	6.8	27	0
Hollas	4	6	22	5.5	11	0
Wyatt	1	1	15	15.0	15	0
<b>Saints</b>	<b>29</b>	<b>13</b>	<b>214</b>	<b>7.4</b>	<b>41</b>	<b>0</b>
<b>Opponents</b>	<b>41</b>	<b>22</b>	<b>434</b>	<b>10.6</b>	<b>77</b>	<b>1</b>

KICKOFF RET	No	Yds	Avg	LG	TD
Burrough	15	298	19.9	38	0
Dodd	15	319	21.3	32	0
Dusenbery	10	183	18.3	26	0
Barrington	6	129	21.5	26	0
Otis	2	22	11.0	19	0
Lewis	1	19	19.0	19	0
Lyons	1	20	20.0	20	0
McCall	1	26	26.0	26	0
Pitts	1	22	22.0	22	0
Poage	1	6	6.0	6	0
<b>Saints</b>	<b>53</b>	<b>1044</b>	<b>19.7</b>	<b>38</b>	<b>0</b>
<b>Opponents</b>	<b>35</b>	<b>735</b>	<b>21.0</b>	<b>55</b>	<b>0</b>

FIELD GOALS	1-19	20-29	30-39	40-49	50+
Dempsey	4/5	6/8	1/5	4/7	3/9
<b>Saints</b>	<b>4/5</b>	<b>6/8</b>	<b>1/5</b>	<b>4/7</b>	<b>3/9</b>
<b>Opponents</b>	<b>7/8</b>	<b>4/5</b>	<b>5/7</b>	<b>6/12</b>	<b>1/2</b>

Dempsey: (43B, 50N, 38N, 42G) (30N, 52N, 37N) (54B) (29B, 53N, 34G) (40G, 24G) (44N) (23G) (24B, 29G, 27G, 8G, 63G) (10G) (52N, 47G, 14G) (34B, 28G, 18G) (24G, 50G, 54G) (56N) (19B, 43N, 47G)

Opponents: ( ) (42N, 42N, 22G, 14G, 15G, 47G) (42N, 30N, 26N, 8G) (44G) (49N, 21G, 48G) (16G, 49G) (43G, 14G, 23G) (18G) (53N) (30N, 35G) (49N, 35G, 11G, 34G, 22G) (17N, 45G, 37G) (37G) (45N, 50G)

1970 NFC WEST STANDINGS				
Saints Finish: 4th place				
	W	L	T	Pct.
San Francisco	10	3	1	.769
Los Angeles	8	5	1	.615
Atlanta	4	8	2	.333
New Orleans	2	11	1	.179

PASSING	Att	Cmp	Yds	Cmp%	Yds/Att	TD	TD%	Int	Int%	Long	Sk/Yds	Rating
Kilmer	237	135	1557	57.0	6.57	6	2.5	17	7.2	46t	19/155	55.5
Hargett	175	78	1133	44.6	6.47	5	2.9	5	2.9	49	9/77	63.8
Ramsey	2	0	0	0.0	0.00	0	0.0	0	0.0	0	0/0	39.6
Dodd	1	0	0	0.0	0.00	0	0.0	0	0.0	0	0/0	39.6
<b>Saints</b>	<b>415</b>	<b>213</b>	<b>2690</b>	<b>51.3</b>	<b>6.48</b>	<b>11</b>	<b>2.7</b>	<b>22</b>	<b>5.3</b>	<b>49</b>	<b>28/232</b>	<b>58.6</b>
<b>Opponents</b>	<b>430</b>	<b>238</b>	<b>3197</b>	<b>55.3</b>	<b>7.43</b>	<b>19</b>	<b>4.4</b>	<b>22</b>	<b>5.1</b>	<b>74</b>	<b>17/136</b>	<b>72.6</b>

# SAINTS STATISTICS

## 1971

### RECORD: 4-8-2

### FINISH: 4th-NFC WEST

Date	W/L	Score	Opponent	Attendance
9/19	W	24-20	Los Angeles	70,915
9/26	L	20-38	San Francisco	81,595
10/3	T	13-13	at Houston	47,966
10/10	L	14-35	at Chicago	55,049
10/17	W	24-14	Dallas	83,088
10/24	L	6-28	at Atlanta	58,850
10/31	L	14-24	at Washington	53,041
11/7	T	21-21	Oakland	83,102
11/14	W	26-20	at San Francisco	45,138
11/21	L	10-23	Minnesota	83,130
11/28	W	29-21	at Green Bay (Mil.)	48,035
12/5	L	28-45	at Los Angeles	73,610
12/12	L	17-21	Cleveland	72,794
12/19	L	20-24	Atlanta	75,954

RUSHING	No	Yds	Avg	LG	TD
Strong	95	404	4.3	39	3
Gresham	127	383	3.0	18	6
Ford	93	379	4.1	35	2
Manning	33	172	5.2	17	4
Granger	32	139	4.3	16	1
Baker	29	125	4.3	20	1
Robinson	29	96	3.3	12	1
Hargett	9	24	2.7	11	1
Dodd	1	7	7.0	7	0
Harris	1	1	1.0	1	0
Parks	2	-2	-1.0	10	0
Fagan	1	-17	-17.0	-17	0
<b>Saints</b>	<b>452</b>	<b>1711</b>	<b>3.8</b>	<b>39</b>	<b>18</b>
<b>Opponents</b>	<b>495</b>	<b>2200</b>	<b>4.4</b>	<b>80†</b>	<b>18</b>

PUNT RET	Ret	FC	Yds	Avg	LG	TD
Dodd	13	4	88	6.8	14	0
Moore	2	1	12	6.0	9	0
Abramowicz	1	4	0	0.0	0	0
Hollas	0	7	0	---	---	0
<b>Saints</b>	<b>16</b>	<b>16</b>	<b>100</b>	<b>6.3</b>	<b>14</b>	<b>0</b>
<b>Opponents</b>	<b>43</b>	<b>11</b>	<b>251</b>	<b>5.8</b>	<b>28</b>	<b>0</b>

TEAM STATISTICS	N.O.	OPP.
<b>TOTAL FIRST DOWNS</b>	<b>242</b>	<b>260</b>
Rushing	105	129
Passing	106	110
Penalty	31	21
3rd Down: Made/Att.	62/194	74/182
3rd Down: Pct.	32.0	40.7
4th Down: Made/Att.	4/8	5/6
4th Down: Pct.	50.0	83.3

RECEIVING	No	Yds	Avg	LG	TD
Abramowicz	37	657	17.8	63†	5
Parks	35	568	16.2	42	5
Newland	21	319	15.2	44	0
Gresham	17	203	11.9	37	0
Strong	16	78	4.9	14	0
Dodd	15	298	19.9	49	0
Robinson	12	53	4.4	17	1
Granger	12	52	4.3	11	0
Ford	7	54	7.7	10	0
Baker	6	44	7.3	29†	1
Burchfield	3	36	12.0	16	0
Manning	1	-7	-7.0	-7	0
<b>Saints</b>	<b>182</b>	<b>2355</b>	<b>12.9</b>	<b>63†</b>	<b>12</b>
<b>Opponents</b>	<b>175</b>	<b>2472</b>	<b>14.1</b>	<b>84</b>	<b>20</b>

KICKOFF RET	No	Yds	Avg	LG	TD
Robinson	19	443	23.3	51	0
Dodd	12	252	21.0	28	0
Moore	11	246	22.4	31	0
Strong	9	134	14.9	20	0
Gresham	3	60	20.0	26	0
Absher	1	3	3.0	3	0
Burchfield	1	5	5.0	5	0
<b>Saints</b>	<b>56</b>	<b>1143</b>	<b>20.4</b>	<b>51</b>	<b>0</b>
<b>Opponents</b>	<b>54</b>	<b>1326</b>	<b>24.6</b>	<b>105†</b>	<b>2</b>

POSSESSION AVG.	Total	Per Game
<b>TOTAL NET YARDS</b>	<b>3666</b>	<b>413.0</b>
Avg. Per Game	261.9	347.8
Total Plays	889	852
Avg. Per Play	4.1	5.2

INTERCEPTIONS	No	Yds	Avg	LG	TD
Howell	5	120	24.0	60	0
Hollas	5	56	11.2	25	0
Wyatt	4	84	21.0	55†	1
Martin	3	51	17.0	26	0
Absher	1	21	21.0	21	0
Flanigan	1	10	10.0	10	0
Colman	1	0	0.0	0	0
<b>Saints</b>	<b>20</b>	<b>342</b>	<b>17.1</b>	<b>60</b>	<b>1</b>
<b>Opponents</b>	<b>14</b>	<b>171</b>	<b>12.2</b>	<b>54</b>	<b>1</b>

FIELD GOALS	1-19	20-29	30-39	40-49	50+
Durkee	6/6	4/4	6/9	0/3	0/1
Butler	0/1	0/0	1/2	0/2	0/0
<b>Saints</b>	<b>6/7</b>	<b>4/4</b>	<b>7/11</b>	<b>0/5</b>	<b>0/1</b>
<b>Opponents</b>	<b>3/4</b>	<b>2/3</b>	<b>4/7</b>	<b>4/10</b>	<b>0/2</b>

NET YARDS RUSHING	Total	Per Game
<b>NET YARDS PASSING</b>	<b>1955</b>	<b>223.8</b>
Avg. Per Game	139.6	159.9
Sacked/Yards Lost	50/400	24/234
Gross Yards	2355	2472
Att./Completions	387/182	333/175
Completion Pct.	47.0	52.6
Had Intercepted	14	20

PUNTS/AVERAGE	Total	Per Game
<b>NET PUNTING AVG.</b>	<b>77/37.1</b>	<b>50/38.0</b>
<b>PENALTIES/YARDS</b>	<b>85/869</b>	<b>98/967</b>

FUMBLES/BALL LOST	Total	Per Game
<b>TOUCHDOWNS</b>	<b>31</b>	<b>44</b>
Rushing	18	18
Passing	12	20
Returns	1	6

Score by Periods	1	2	3	4	OT	TOT
<b>Saints</b>	<b>38</b>	<b>49</b>	<b>60</b>	<b>119</b>	<b>0</b>	<b>266</b>
<b>Opponents</b>	<b>86</b>	<b>89</b>	<b>44</b>	<b>128</b>	<b>0</b>	<b>347</b>

PUNTING	No	Yds	Avg	Net	TB	LG	B
Fagan	77	3188	41.4	37.1	4	64	0
<b>Saints</b>	<b>77</b>	<b>3188</b>	<b>41.4</b>	<b>37.1</b>	<b>4</b>	<b>64</b>	<b>0</b>
<b>Opponents</b>	<b>50</b>	<b>2061</b>	<b>41.2</b>	<b>38.0</b>	<b>3</b>	<b>59</b>	<b>0</b>

1971 NFC WEST STANDINGS				
Saints Finish: 4th place				
W	L	T	Pct.	
San Francisco	9	5	0	.643
Los Angeles	8	5	1	.615
Atlanta	7	6	1	.538
<b>New Orleans</b>	<b>4</b>	<b>8</b>	<b>2</b>	<b>.357</b>

SCORING	TD	Ru	Pt	Rt	PAT	FG	S	TP
Durkee	0	0	0	24/25	16/23	0	72	0
Gresham	6	6	0	0	0	0	36	0
Abramowicz	5	0	5	0	0	0	30	0
Parks	5	0	5	0	0	0	30	0
Manning	4	4	0	0	0	0	24	0
Strong	3	3	0	0	0	0	18	0
Ford	2	2	0	0	0	0	12	0
Robinson	2	1	1	0	0	0	12	0
Butler	0	0	0	5/6	1/5	0	8	0
Baker	1	0	1	0	0	0	6	0
Granger	1	1	0	0	0	0	6	0
Hargett	1	1	0	0	0	0	6	0
Wyatt	1	0	0	1	0	0	6	0
<b>Saints</b>	<b>31</b>	<b>18</b>	<b>12</b>	<b>1</b>	<b>29/31</b>	<b>17/28</b>	<b>0266</b>	<b>0</b>
<b>Opponents</b>	<b>44</b>	<b>18</b>	<b>20</b>	<b>6</b>	<b>43/43</b>	<b>13/26</b>	<b>0347</b>	<b>0</b>

SACKS: Saints 24.0, Opp. 50.0
-------------------------------

PASSING	Att	Cmp	Yds	Cmp%	Yds/Att	TD	TD%	Int	Int%	Long	Sk/Yds	Rating
Hargett	210	96	1191	45.7	5.67	6	2.9	5	2.4	49	10/68	63.4
Manning	177	86	1164	48.6	6.58	6	3.4	9	5.1	63†	40/332	60.1
<b>Saints</b>	<b>387</b>	<b>182</b>	<b>2355</b>	<b>47.0</b>	<b>6.09</b>	<b>12</b>	<b>3.1</b>	<b>14</b>	<b>3.6</b>	<b>63†</b>	<b>50/400</b>	<b>61.9</b>
<b>Opponents</b>	<b>333</b>	<b>175</b>	<b>2472</b>	<b>52.6</b>	<b>7.42</b>	<b>20</b>	<b>6.0</b>	<b>20</b>	<b>6.0</b>	<b>84</b>	<b>24/234</b>	<b>71.8</b>

OWNERSHIP • FOOTBALL • ADMINISTRATION • RECORDS • HISTORY





# SAINTS STATISTICS

## 1974

### RECORD: 5-9

### FINISH: 3rd-NFC WEST



Date	W/L	Score	Opponent	Attendance
9/15	L	13-17	San Francisco	65,071
9/22	L	0-24	at Los Angeles	64,178
9/29	W	14-13	Atlanta	62,273
10/6	L	10-24	at Chicago	45,818
10/13	L	17-33	at Denver	51,831
10/20	W	13-3	at Atlanta	47,217
10/27	W	14-10	Philadelphia	64,257
11/3	L	14-19	at Detroit	43,256
11/10	L	0-21	Miami	74,289
11/17	W	20-7	Los Angeles	57,287
11/25	L	7-28	Pittsburgh	71,907
12/1	L	9-29	at Minnesota	44,202
12/8	W	14-0	St. Louis	57,152
12/15	L	21-35	at San Francisco	40,418

TEAM STATISTICS	N.O.	OPP.
<b>TOTAL FIRST DOWNS</b>	<b>233</b>	<b>226</b>
Rushing	117	104
Passing	91	105
Penalty	25	17
3rd Down: Made/Att.	66/191	56/165
3rd Down: Pct.	34.6	33.9
4th Down: Made/Att.	5/9	5/8
4th Down: Pct.	55.6	62.5

POSSESSION AVG.	SAINTS	OPPONENTS
<b>TOTAL NET YARDS</b>	<b>3744</b>	<b>3797</b>
Avg. Per Game	267.4	271.2
Total Plays	929	853
Avg. Per Play	4.0	4.5

NET YARDS RUSHING	SAINTS	OPPONENTS
<b>NET YARDS RUSHING</b>	<b>1983</b>	<b>1758</b>
Avg. Per Game	141.6	125.6
Total Rushes:	503	447
<b>NET YARDS PASSING</b>	<b>1761</b>	<b>2039</b>
Avg. Per Game	125.3	145.6
Sacked/Yards Lost	37/276	37/291
Gross Yards	2037	2330
Att./Completions	389/185	369/193
Completion Pct.	47.6	52.3
Had Intercepted	21	16

PUNTS/AVERAGE	SAINTS	OPPONENTS
<b>PUNTS/AVERAGE</b>	<b>91/41.6</b>	<b>77/42.5</b>
<b>NET PUNTING AVG.</b>	<b>91/30.3</b>	<b>77/25.3</b>
<b>PENALTIES/YARDS</b>	<b>75/598</b>	<b>77/690</b>
<b>FUMBLES/BALL LOST</b>	<b>26/12</b>	<b>37/19</b>
<b>TOUCHDOWNS</b>	<b>20</b>	<b>34</b>
Rushing	9	11
Passing	10	17
Returns	1	6

Score by Periods	1	2	3	4	OT	TOT
Saints	30	64	34	38	0	166
Opponents	72	89	33	69	0	263

SCORING	TD	Ru	Pa	Rt	PAT	FG	S	TP
McClard	0	0	0	0	19/20	9/16	0	46
Parker	4	0	4	0	0	0	0	24
Seal	4	1	3	0	0	0	0	24
Maxson	3	2	1	0	0	0	0	18
Newland	2	0	2	0	0	0	0	12
Phillips	2	2	0	0	0	0	0	12
Cipa	1	1	0	0	0	0	0	6
Manning	1	1	0	0	0	0	0	6
McNeill	1	1	0	0	0	0	0	6
Schmidt	1	0	0	1	0	0	0	6
Stevens	1	1	0	0	0	0	0	6
<b>SAINTS</b>	<b>20</b>	<b>9</b>	<b>10</b>	<b>1</b>	<b>19/20</b>	<b>9/16</b>	<b>0</b>	<b>166</b>
<b>Opponents</b>	<b>34</b>	<b>11</b>	<b>6</b>	<b>29</b>	<b>31/10</b>	<b>10/17</b>	<b>0</b>	<b>263</b>

SACKS:	SAINTS	37.0	OPP.	37.0								
<b>PASSING</b>	<b>Att</b>	<b>Cmp</b>	<b>Yds</b>	<b>Cmp%</b>	<b>Yds/Att</b>	<b>TD</b>	<b>TD%</b>	<b>Int</b>	<b>Int%</b>	<b>Long</b>	<b>Sk/Yds</b>	<b>Rating</b>
Manning	261	134	1429	51.3	5.48	6	2.3	16	6.1	79t	26/172	49.8
Scott	71	31	366	43.7	5.15	4	5.6	4	5.6	36t	6/62	55.3
Cipa	55	20	242	36.4	4.40	0	0.0	0	0.0	30	4/36	50.7
McClard	1	0	0	0.0	0.00	0	0.0	1	100.0	0	0/0	0.0
Parker	1	0	0	0.0	0.00	0	0.0	0	0.0	0	1/6	39.6
<b>SAINTS</b>	<b>389</b>	<b>185</b>	<b>2037</b>	<b>47.6</b>	<b>5.24</b>	<b>10</b>	<b>2.6</b>	<b>21</b>	<b>5.4</b>	<b>79t</b>	<b>37/276</b>	<b>49.6</b>
<b>Opponents</b>	<b>369</b>	<b>193</b>	<b>2330</b>	<b>52.3</b>	<b>6.31</b>	<b>17</b>	<b>4.6</b>	<b>16</b>	<b>4.3</b>	<b>57</b>	<b>37/291</b>	<b>69.3</b>

RUSHING	No	Yds	Avg	LG	TD
Maxson	165	714	4.3	66t	2
Phillips	174	556	3.2	14	2
Manning	28	204	7.3	26	1
Stevens	43	190	4.4	25	1
DeGrenier	33	110	3.3	10	0
McNeill	22	90	4.1	24	1
Butler	21	74	3.5	10	0
Cipa	12	35	2.9	15	1
Seal	2	7	3.5	6t	1
Parker	2	2	1.0	6	0
Scott	1	1	1.0	1	0
<b>SAINTS</b>	<b>503</b>	<b>1983</b>	<b>3.9</b>	<b>66t</b>	<b>9</b>
<b>Opponents</b>	<b>447</b>	<b>1758</b>	<b>3.9</b>	<b>33</b>	<b>11</b>

RECEIVING	No	Yds	Avg	LG	TD
Maxson	42	294	7.0	22	1
Parker	41	455	11.1	58	4
Seal	32	466	14.6	42	3
Newland	27	490	18.1	79t	2
Stevens	13	81	6.2	20	0
Phillips	11	55	5.0	17	0
Beasley	5	85	17.0	30	0
McNeill	5	64	12.8	30	0
DeGrenier	4	13	3.3	8	0
Butler	2	3	1.5	2	0
Havrilak	1	23	23.0	23	0
McCullough	1	5	5.0	5	0
Thomas	1	3	3.0	3	0
<b>SAINTS</b>	<b>185</b>	<b>2037</b>	<b>11.0</b>	<b>79t</b>	<b>10</b>
<b>Opponents</b>	<b>193</b>	<b>2330</b>	<b>12.1</b>	<b>57</b>	<b>17</b>

INTERCEPTIONS	No	Yds	Avg	LG	TD
Jackson	4	53	13.3	28	0
Schmidt	4	27	6.8	24t	1
Myers	3	43	14.3	21	0
Colman	1	17	17.0	17	0
Fuller	1	16	16.0	16	0
Farasopoulos	1	14	14.0	14	0
Federspiel	1	9	9.0	9	0
L. Moore	1	0	0.0	0	0
<b>SAINTS</b>	<b>16</b>	<b>179</b>	<b>11.2</b>	<b>28</b>	<b>1</b>
<b>Opponents</b>	<b>21</b>	<b>258</b>	<b>12.3</b>	<b>39</b>	<b>2</b>

PUNTING	No	Yds	Avg	Net	TB	I20	LG	B
Blanchard	88	3704	42.1	30.4	7	71	0	0
Gibbs	3	99	33.0	28.3	0	35	0	0
<b>SAINTS</b>	<b>91</b>	<b>3803</b>	<b>41.8</b>	<b>30.3</b>	<b>7</b>	<b>71</b>	<b>0</b>	<b>0</b>
<b>Opponents</b>	<b>77</b>	<b>3274</b>	<b>42.5</b>	<b>35.3</b>	<b>7</b>	<b>67</b>	<b>0</b>	<b>0</b>

PUNT RET	Ret	FC	Yds	Avg	LG	TD
Stevens	37	7	376	10.2	40	0
Farasopoulos	3	0	36	12.0	18	0
Jackson	2	0	3	1.5	3	0
McNeill	1	0	0	0.0	0	0
<b>SAINTS</b>	<b>43</b>	<b>7</b>	<b>415</b>	<b>9.7</b>	<b>40</b>	<b>0</b>
<b>Opponents</b>	<b>59</b>	<b>1</b>	<b>906</b>	<b>15.4</b>	<b>72t</b>	<b>2</b>

KICKOFF RET	No	Yds	Avg	LG	TD
Stevens	33	749	22.7	41	0
Phillips	7	124	17.7	27	0
Coleman	2	13	6.5	9	0
Federspiel	2	20	10.0	12	0
Middleton	2	18	9.0	11	0
Butler	1	12	12.0	12	0
Davis	1	14	14.0	14	0
Jackson	1	27	27.0	27	0
Kingrea	1	22	22.0	22	0
Lawson	1	20	20.0	20	0
Schmidt	1	23	23.0	23	0
Spencer	1	-2	-2.0	-2	0
<b>SAINTS</b>	<b>53</b>	<b>1040</b>	<b>19.6</b>	<b>41</b>	<b>0</b>
<b>Opponents</b>	<b>40</b>	<b>894</b>	<b>22.4</b>	<b>52</b>	<b>0</b>

FIELD GOALS	1-19	20-29	30-39	40-49	50+
McClard	0/0	4/6	2/4	1/4	2/2
<b>SAINTS</b>	<b>0/0</b>	<b>4/6</b>	<b>2/4</b>	<b>1/4</b>	<b>2/2</b>
<b>Opponents</b>	<b>2/2</b>	<b>3/6</b>	<b>4/6</b>	<b>1/3</b>	<b>0/0</b>

McClard: (23G, 31G) ( ) ( ) (23N, 21G) (52G, 38N, 46N) (33B, 41G, 31G) ( ) (28N, 42N) ( ) (28G, 51G) ( ) (44N, 27G) ( ) ( )

1974 NFC WEST STANDINGS				
Saints Finish: 3rd place				
	W	L	Pct.	
Los Angeles	10	4	0	.714
San Francisco	6	8	0	.429
New Orleans	5	9	0	.357
Atlanta	3	11	0	.214

HISTORY • RECORDS • ADMINISTRATION • FOOTBALL • OWNERSHIP



# SAINTS STATISTICS

## 1976

### RECORD: 4-10

### FINISH: 3rd-NFC WEST



Date	W/L	Score	Opponent	Attendance	SCORING	TD	Ru	Pa	Rt	PAT	FG	S	TP	PUNTING	No	Yds	Avg	Net	TB	LG	LB	B	
9/12	L	9-40	Minnesota	58,156	Szaro	0	0	0	0	25/29	18/23	0	79	Blanchard	101	3974	39.3	31.0	5	14	63	0	
9/19	L	6-24	Dallas	61,413	Galbreath	8	7	1	0	0	0	0	48	Saints	101	3974	39.3	31.0	5	14	63	0	
9/26	W	27-17	at Kansas City	53,918	Childs	4	1	3	0	0	0	0	24	Opponents	88	3469	39.4	32.9	10	16	67	1	
10/3	L	26-31	Houston	51,973	Burton	2	0	2	0	0	0	0	12										
10/10	W	30-0	Atlanta	51,521	Douglass	2	2	0	0	0	0	0	12										
10/17	L	3-33	at San Francisco	43,160	Merlo	2	0	0	2	0	0	0	12										
10/24	L	10-16	Los Angeles	51,984	Muncie	2	2	0	0	0	0	0	12										
10/31	L	20-23	at Atlanta	34,127	Strachan	2	2	0	0	0	0	0	12										
11/7	L	27-32	at Green Bay (Mil.)	52,936	Capone	1	0	0	1	0	0	0	6										
11/14	W	17-16	Detroit	42,048	Maxson	1	1	0	0	0	0	0	6										
11/21	W	51-27	at Seattle	61,865	Myers	1	0	0	1	0	0	0	6										
11/28	L	14-33	at Los Angeles	54,906	Owens	1	0	1	0	0	0	0	6										
12/5	L	6-27	at New England	53,592	Price	1	0	0	1	0	0	0	6										
12/12	L	7-27	San Francisco	42,536	Scott	1	1	0	0	0	0	0	6										

TEAM STATISTICS	N.O.	OPP.
<b>TOTAL FIRST DOWNS</b>	<b>226</b>	<b>275</b>
Rushing	92	129
Passing	111	121
Penalty	23	25
3rd Down: Made/Att.	63/210	81/214
3rd Down: Pct.	29.0	37.9
4th Down: Made/Att.	2/2	0/0
4th Down: Pct.	100.0	0.0
<b>POSSESSION AVG.</b>	<b>37.99</b>	<b>44.91</b>
Avg. Per Game	268.5	320.8
Total Plays	885	960
Avg. Per Play	4.2	4.7
<b>NET YARDS RUSHING</b>	<b>1775</b>	<b>2289</b>
Avg. Per Game	126.8	163.5
Total Rushes:	431	554
<b>NET YARDS PASSING</b>	<b>1984</b>	<b>2202</b>
Avg. Per Game	141.7	157.3
Sacked/Yards Lost	51/369	39/312
Gross Yards	2353	2514
Att./Completions	403/206	367/200
Completion Pct.	51.1	54.5
Had Intercepted	14	12
<b>PUNTS/AVERAGE</b>	<b>101/39.3</b>	<b>88/39.4</b>
<b>NET PUNTING AVG.</b>	<b>101/31.0</b>	<b>88/32.0</b>
<b>PENALTIES/YARDS</b>	<b>103/901</b>	<b>105/883</b>
<b>FUMBLES/BALL LOST</b>	<b>32/18</b>	<b>38/27</b>
<b>TOUCHDOWNS</b>	<b>29</b>	<b>44</b>
Rushing	16	22
Passing	8	18
Returns	5	4

Score by Periods	1	2	3	4	OT	TOT
Saints	23	83	75	72	0	253
Opponents	69	116	69	92	0	346

SCORING	TD	Ru	Pa	Rt	PAT	FG	S	TP
Saints	29	16	8	5	25/29	18/23	0	253
Opponents	44	22	18	4	36/44	14/17	23	466

SACKS: Saints 39.0, Opp. 51.0

RUSHING	No	Yds	Avg	LG	TD
Muncie	149	659	4.4	51	2
Galbreath	136	570	4.2	74	7
Strachan	66	258	3.9	31	2
Maxson	34	120	3.5	16	1
Douglass	21	92	4.4	19	2
Scott	12	48	4.0	13	1
K. Jones	6	21	3.5	10	0
Childs	1	16	16.0	16	1
A. Jones	1	2	2.0	2	0
Burton	3	-4	-1.3	4	0
Seal	2	-7	-3.5	-1	0
Saints	431	1775	4.1	74	16
Opponents	554	2289	4.1	38	22

RECEIVING	No	Yds	Avg	LG	TD
Galbreath	54	420	7.8	35	1
Herrmann	34	535	15.7	57	0
Muncie	31	272	8.8	33	0
Childs	26	349	13.4	46	3
Burton	18	297	16.5	69	2
Owens	12	241	20.1	74	1
Seal	9	72	8.0	15	0
Thaxton	7	112	16.0	25	1
Maxson	7	21	3.0	14	0
Strachan	6	22	3.7	14	0
K. Jones	1	14	14.0	14	0
Douglass	1	-2	-2.0	-2	0
Saints	206	2353	11.4	74	8
Opponents	200	2514	12.6	55	18

INTERCEPTIONS	No	Yds	Avg	LG	TD
Merlo	4	142	35.5	83	2
Athas	2	22	11.0	22	0
Jackson	2	5	2.5	5	0
Price	1	23	23.0	23	1
Crist	1	20	20.0	20	0
Myers	1	0	0.0	0	0
Spencer	1	0	0.0	0	0
Saints	12	212	17.7	83	3
Opponents	14	140	10.0	32	1

PUNT RET	Ret	FC	Yds	Avg	LG	TD
Athas	35	10	332	9.5	67	0
Galbreath	2	0	8	4.0	4	0
McQuay	2	0	5	2.5	11	0
Myers	2	0	22	11.0	11	0
Crist	1	2	8	8.0	8	0
Owens	0	2	0	---	---	0
Saints	42	14	375	8.9	67	0
Opponents	64	10	742	11.6	60	1

KICKOFF RET	No	Yds	Avg	LG	TD
Galbreath	20	399	20.0	32	0
Maxson	11	191	17.4	28	0
McQuay	8	151	18.9	28	0
Thaxton	8	185	23.1	41	0
Chapman	3	63	21.0	26	0
Muncie	3	69	23.0	28	0
Athas	2	68	34.0	39	0
Capone	2	0	0.0	0	0
Schumacher	2	17	8.5	14	0
Childs	1	6	6.0	6	0
Hart	1	12	12.0	12	0
K. Jones	1	12	12.0	12	0
Saints	62	1173	18.9	41	0
Opponents	54	1359	25.2	45	0

FIELD GOALS	1-19	20-29	30-39	40-49	50+
Szaro	1/1	8/8	4/5	4/7	1/2
Saints	1/1	8/8	4/5	4/7	1/2
Opponents	1/1	5/5	5/6	3/4	0/1

Szaro: (45G) (55N) (26G, 46N, 27G) (20G), (26G, 43G, 26G) (18G) (46G) (22G) ( ) (30G), (32G) (37G, 48N) (46G, 36G, 21G) ( ) (50G), (47N, 29G) (37N)

Opponents: (24G, 35G) (25G) (51N, 27G) (31G) ( ) (19G, 31G) (49G) ( ) (38G, 32N) (43G) ( ) (33G, 25G) (43N) (45G, 23G)

1976 NFC WEST STANDINGS			
Saints Finish: 3rd place			
	W	L	Pct.
Los Angeles	10	3	1 .750
San Francisco	8	6	0 .571
New Orleans	4	10	0 .286
Atlanta	4	10	0 .286
Seattle	2	12	0 .143

PASSING	Att	Cmp	Yds	Cmp%	Yds/Att	TD	TD%	Int	Int%	Long	Sk/Yds	Rating
Douglass	213	103	1288	48.4	6.05	4	1.9	8	3.8	74	26/189	58.2
Scott	190	103	1065	54.2	5.61	4	2.1	6	3.2	60	24/162	64.5
Blanchard	0	0	0	---	---	0	---	0	---	---	1/18	---
Saints	403	206	2353	51.1	5.84	8	2.0	14	3.5	74	51/369	61.2
Opponents	367	200	2514	54.5	6.85	18	4.9	12	3.3	55	39/312	78.8

# SAINTS STATISTICS

## 1977

### RECORD: 3-11

### FINISH: 4th-NFC WEST

Date	W/L	Score	Opponent	Attendance
9/18	L	20-24	Green Bay	56,250
9/25	L	19-23	at Detroit	51,548
10/2	W	42-24	at Chicago	51,488
10/9	L	0-14	San Diego	53,942
10/16	L	7-14	at Los Angeles	46,045
10/23	L	31-49	at St. Louis	48,417
10/30	W	27-26	Los Angeles	59,023
11/6	L	7-28	at Philadelphia	53,482
11/13	Lot	7-10	San Francisco	41,564
11/20	W	21-20	Atlanta	43,135
11/27	L	17-20	at San Francisco	33,702
12/4	L	13-16	New York Jets	40,464
12/11	L	14-33	Tampa Bay	40,124
12/18	L	7-35	at Atlanta	36,895

SCORING	TD	Ru	Pa	Rt	PAT	FG	S	TP
Childs	9	0	9	0			0	54
Szaro	0	0	0	0	29/31	5/12	0	44
Muncie	7	6	1	0			0	42
Manning	5	5	0	0			0	30
Galbreath	3	3	0	0			0	18
Chapman	1	0	1	0			0	6
Gilliam	1	0	1	0			0	6
Grooms	1	0	1	0			0	6
Merrill	1	0	1	0			0	6
Polars	1	0	1	0			0	6
Thaxton	1	0	1	0			0	6
<b>Saints</b>	<b>31</b>	<b>14</b>	<b>13</b>	<b>4</b>	<b>29/31</b>	<b>5/12</b>	<b>0</b>	<b>1232</b>
<b>Opponents</b>	<b>42</b>	<b>21</b>	<b>15</b>	<b>6</b>	<b>39/41</b>	<b>15/24</b>	<b>0</b>	<b>3366</b>

**SACKS: Saints 27.0, Opp. 46.0**

INTERCEPTIONS	No	Yds	Avg	LG	TD
Crist	4	6	1.5	6	0
Merlo	1	57	57.0	57	1
Chapman	1	16	16.0	16	0
Hughes	1	2	2.0	2	0
Myers	1	2	2.0	2	0
Jackson	1	0	0.0	0	0
Marsalis	1	0	0.0	0	0
<b>Saints</b>	<b>10</b>	<b>83</b>	<b>8.3</b>	<b>57</b>	<b>1</b>
<b>Opponents</b>	<b>21</b>	<b>392</b>	<b>18.7</b>	<b>72</b>	<b>4</b>

PUNTING	No	Yds	Avg	Net	TB	I20	LG	LB
Blanchard	82	3474	42.4	31.5	11	11	66	2
Scott	3	95	31.7	31.7	0	0	34	0
<b>Saints</b>	<b>87</b>	<b>3569</b>	<b>41.0</b>	<b>31.6</b>	<b>11</b>	<b>11</b>	<b>66</b>	<b>2</b>
<b>Opponents</b>	<b>75</b>	<b>2909</b>	<b>38.8</b>	<b>32.9</b>	<b>8</b>	<b>15</b>	<b>54</b>	<b>1</b>

TEAM STATISTICS	N.O.	OPP.
<b>TOTAL FIRST DOWNS</b>	<b>223</b>	<b>272</b>
Rushing	115	153
Passing	96	103
Penalty	12	16
3rd Down: Made/Att.	71/201	89/215
3rd Down: Pct.	35.3	41.4
4th Down: Made/Att.	0/0	0/0
4th Down: Pct.	0.0	0.0
<b>POSSESSION AVG.</b>	<b>27:33</b>	<b>32:27</b>
<b>TOTAL NET YARDS</b>	<b>3597</b>	<b>4622</b>
Avg. Per Game	236.9	330.1
Total Plays	851	940
Avg. Per Play	4.2	4.9
<b>NET YARDS RUSHING</b>	<b>2024</b>	<b>2729</b>
Avg. Per Game	144.6	194.9
Total Rushes	484	623
<b>NET YARDS PASSING</b>	<b>1573</b>	<b>1893</b>
Avg. Per Game	112.4	135.2
Sacked/Yards Lost	46/360	27/234
Gross Yards	1933	2127
Att./Completions	321/166	290/154
Completion Pct.	51.7	53.1
Had Intercepted	21	10
<b>PUNTS/AVERAGE</b>	<b>87/41.0</b>	<b>75/38.8</b>
<b>NET PUNTING AVG.</b>	<b>87/31.6</b>	<b>75/32.9</b>
<b>PENALTIES/YARDS</b>	<b>86/794</b>	<b>104/972</b>
<b>FOULS/BALL LOST</b>	<b>20/11</b>	<b>29/15</b>
<b>TOUCHDOWNS</b>	<b>31</b>	<b>42</b>
Rushing	14	21
Passing	13	15
Returns	4	6

RUSHING	No	Yds	Avg	LG	TD
Muncie	201	811	4.0	36	6
Galbreath	168	644	3.8	26	3
Strachan	55	271	4.9	18	0
Manning	39	270	6.9	27	5
Dougllass	2	23	11.5	20	0
Kim Jones	8	23	2.9	8	0
Scott	4	11	2.8	9	0
Thaxton	1	-3	-3.0	-3	0
Boykin	5	-9	-1.8	-4	0
Herrmann	1	-17	-17.0	-17	0
<b>Saints</b>	<b>484</b>	<b>2024</b>	<b>4.2</b>	<b>36</b>	<b>14</b>
<b>Opponents</b>	<b>623</b>	<b>2729</b>	<b>4.4</b>	<b>80</b>	<b>21</b>

RECEIVING	No	Yds	Avg	LG	TD
Galbreath	41	265	6.5	30	0
Childs	33	518	15.7	59	9
Herrmann	32	408	12.8	39	0
Muncie	21	248	11.8	35	1
Thaxton	14	211	15.1	41	1
Gilliam	11	133	12.1	23	1
Mauti	4	71	17.8	23	0
Strachan	3	26	8.7	10	0
Boykin	3	21	7.0	9	0
Burton	1	13	13.0	13	0
Kim Jones	1	9	9.0	9	0
Parker	1	7	7.0	7	0
Grooms	1	3	3.0	3	1
<b>Saints</b>	<b>166</b>	<b>1933</b>	<b>11.6</b>	<b>59</b>	<b>13</b>
<b>Opponents</b>	<b>154</b>	<b>2127</b>	<b>13.8</b>	<b>58</b>	<b>15</b>

PUNT RET	Ret	FC	Yds	Avg	LG	TD
Mauti	37	10	281	7.6	33	0
<b>Saints</b>	<b>37</b>	<b>10</b>	<b>281</b>	<b>7.6</b>	<b>33</b>	<b>0</b>
<b>Opponents</b>	<b>51</b>	<b>9</b>	<b>604</b>	<b>11.8</b>	<b>88</b>	<b>2</b>

KICKOFF RET	No	Yds	Avg	LG	TD
Mauti	27	609	22.6	38	0
Chapman	15	385	25.7	92	1
Willis	8	148	18.5	27	0
Boykin	5	76	15.2	24	0
Campbell	2	33	16.5	20	0
Kim Jones	2	23	11.5	13	0
Kingree	2	21	10.5	21	0
Muncie	1	19	19.0	19	0
Jimmy Stewart	1	33	33.0	33	0
Thaxton	0	8	8.0	8	0
<b>Saints</b>	<b>63</b>	<b>1355</b>	<b>21.5</b>	<b>92</b>	<b>1</b>
<b>Opponents</b>	<b>45</b>	<b>1075</b>	<b>23.9</b>	<b>60</b>	<b>0</b>

FIELD GOALS	1-19	20-29	30-39	40-49	50-60
Szaro	0/0	3/4	2/3	0/2	0/3
<b>Saints</b>	<b>0/0</b>	<b>3/4</b>	<b>2/3</b>	<b>0/2</b>	<b>0/3</b>
<b>Opponents</b>	<b>1/2</b>	<b>5/7</b>	<b>3/6</b>	<b>6/6</b>	<b>0/3</b>

Szaro: ( ) (26G) (52N) ( ) (44N) (51N, 22G) (23G, 50N, 42N, 31G) ( ) (30N) ( ) (30G) ( ) ( ) (29N)

Opponents: (19G) (37N, 43G) (21G) ( ) (29N) (30N) (36G, 27G, 52N) ( ) (24N, 50N, 33G) (31G, 40G) (40G, 51N, 42G) (19N, 48G, 29G, 27G) (33N, 40G, 25G) ( )

Score by Periods	1	2	3	4	OT	TOT
Saints	20	105	38	69	0	232
Opponents	69	111	62	91	3	336

**1977 NFC WEST STANDINGS**  
Saints Finish: 4th place

	W	L	T	Pct.
Los Angeles	10	4	0	.714
Atlanta	7	7	0	.500
San Francisco	5	9	0	.357
New Orleans	3	11	0	.214

PASSING	Att	Cmp	Yds	Cmp%	Yds/Att	TD	TD%	Int	Int%	Long	Sk/Yds	Rating
Manning	205	113	1284	55.1	6.26	8	3.9	9	4.4	59t	36/288	68.8
Scott	82	36	516	43.9	6.29	3	3.7	8	9.8	53t	5/43	37.5
Dougllass	31	16	130	51.6	4.19	1	3.2	3	9.7	31	5/29	33.7
Blanchard	3	1	3	33.3	1.00	1	33.3	1	33.3	3t	0/0	42.4
<b>Saints</b>	<b>321</b>	<b>166</b>	<b>1933</b>	<b>51.7</b>	<b>6.02</b>	<b>13</b>	<b>4.0</b>	<b>21</b>	<b>6.5</b>	<b>59t</b>	<b>46/360</b>	<b>56.5</b>
<b>Opponents</b>	<b>290</b>	<b>154</b>	<b>2127</b>	<b>53.1</b>	<b>7.33</b>	<b>15</b>	<b>5.2</b>	<b>10</b>	<b>3.4</b>	<b>58</b>	<b>27/234</b>	<b>79.8</b>

OWNERSHIP • FOOTBALL • ADMINISTRATION • RECORDS • HISTORY









# SAINTS STATISTICS

## 1981

### RECORD: 4-12

### FINISH: 4th-NFC WEST

Date	W/L	Score	Opponent	Attendance
9/6	L	0-27	at Atlanta	57,406
9/13	W	23-17	Los Angeles	62,063
9/20	L	7-20	at New York Giants	69,814
9/27	L	14-21	at San Francisco	44,433
10/4	L	6-20	Pittsburgh	64,578
10/11	L	14-31	Philadelphia	52,728
10/18	L	17-20	at Cleveland	76,059
10/25	W	17-7	Cincinnati	46,336
11/1	L	10-41	Atlanta	63,637
11/8	W	21-13	at Los Angeles	61,068
11/15	L	10-20	at Minnesota	45,215
11/22	W	27-24	at Houston	49,581
11/29	L	14-31	Tampa Bay	62,209
12/6	L	3-30	at St. Louis	46,923
12/13	L	7-35	Green Bay	45,518
12/20	L	17-21	San Francisco	43,639

#### TEAM STATISTICS

	N.O.	OPP.
<b>TOTAL FIRST DOWNS</b>	<b>280</b>	<b>303</b>
Rushing	126	127
Passing	124	161
Penalty	30	15
3rd Down: Made/Att.	91/225	94/209
3rd Down Pct.	40.4	45.0
4th Down: Made/Att.	0/0	0/0
4th Down Pct.	0.0	0.0
<b>POSSESSION AVG.</b>	<b>31:19</b>	<b>28:41</b>
<b>TOTAL NET YARDS</b>	<b>4705</b>	<b>5253</b>
Avg. Per Game	294.1	328.3
Total Plays	1028	1002
Avg. Per Play	4.6	5.2
<b>NET YARDS RUSHING</b>	<b>2286</b>	<b>1916</b>
Avg. Per Game	142.9	119.8
Total Rushes	546	504
<b>NET YARDS PASSING</b>	<b>2419</b>	<b>3337</b>
Avg. Per Game	151.2	208.6
Sacked/Yards Lost	41/359	27/241
Gross Yards	2778	3578
Att./Completions	441/238	471/287
Completion Pct.	54.0	60.9
Had Intercepted	27	17
<b>PUNTS/AVERAGE</b>	<b>66/40.5</b>	<b>69/44.1</b>
<b>NET PUNTING AVG.</b>	<b>66/34.4</b>	<b>69/35.6</b>
<b>FUMBLER/BALL LOST</b>	<b>109/909</b>	<b>118/1089</b>
<b>TOUCHDOWNS</b>	<b>24</b>	<b>46</b>
Rushing	16	17
Passing	8	26
Returns	0	3
<b>Score by Periods</b>	<b>1 2 3 4 OT</b>	<b>TOT</b>
Saints	51 57 44 55 0	207
Opponents	79 117 72 110 0	378

SCORING	TD	Ru	Pa	Rt	PAT	FG	S	TP
G. Rogers	13	13	0	0			0	78
Ricardo	0	0	0	0	24/24	13/25	0	63
W. Wilson	5	1	4	0			0	30
Holmes	2	2	0	0			0	12
Chandler	1	0	1	0			0	6
Groth	1	0	1	0			0	6
Hardy	1	0	1	0			0	6
Merkins	1	0	1	0			0	6
<b>Saints</b>	<b>24</b>	<b>16</b>	<b>8</b>	<b>0</b>	<b>24/24</b>	<b>13/25</b>	<b>0</b>	<b>207</b>
<b>Opponents</b>	<b>46</b>	<b>17</b>	<b>26</b>	<b>3</b>	<b>44/44</b>	<b>19/25</b>	<b>0</b>	<b>378</b>
<b>SACKS: Saints 27.0, Opp. 41.0</b>								

RUSHING	No	Yds	Avg	LG	TD
G. Rogers	378	1674	4.4	79t	13
Holmes	58	194	3.3	11	2
Tyler	36	183	5.1	42	0
W. Wilson	44	137	3.1	13	1
J. Rogers	9	37	4.1	15	0
Manning	2	28	14.0	15	0
Groth	2	27	13.5	28	0
Erxleben	2	10	5.0	26	0
Stauch	2	6	3.0	5	0
D. Wilson	5	1	0.2	9	0
Merkins	2	-1	-0.5	2	0
Caster	1	-3	-3.0	-3	0
Myers	2	-3	-1.5	6	0
Scott	3	-4	-1.3	-1	0
<b>Saints</b>	<b>546</b>	<b>2286</b>	<b>4.2</b>	<b>79t</b>	<b>16</b>
<b>Opponents</b>	<b>504</b>	<b>1916</b>	<b>3.8</b>	<b>44t</b>	<b>17</b>

RECEIVING	No	Yds	Avg	LG	TD
Holmes	38	206	5.4	19	0
W. Wilson	31	384	12.4	55	4
Merkins	29	458	15.8	50	1
Hardy	23	275	12.0	27	1
Tyler	23	135	5.9	18	0
Groth	20	380	19.0	54	1
Chandler	17	285	16.8	39	1
G. Rogers	6	126	7.9	25	0
Thompson	6	81	13.5	25	0
Martini	8	72	9.0	15	0
Brenner	7	143	20.4	34	0
Caster	7	108	15.4	31	0
Williams	5	50	10.0	13	0
Harris	2	33	16.5	20	0
Banks	2	18	9.0	12	0
J. Rogers	2	12	6.0	9	0
Stauch	1	7	7.0	7	0
Lafary	1	5	5.0	5	0
<b>Saints</b>	<b>238</b>	<b>2778</b>	<b>11.7</b>	<b>55</b>	<b>8</b>
<b>Opponents</b>	<b>287</b>	<b>3578</b>	<b>12.5</b>	<b>60t</b>	<b>26</b>

INTERCEPTIONS	No	Yds	Avg	LG	TD
Waymer	4	54	13.5	31	0
Wattlet	2	16	5.3	16	0
Myers	3	70	35.0	54	0
Ray	1	33	33.0	33	0
Nairne	1	18	18.0	18	0
Kovach	1	13	13.0	13	0
Redd	1	7	7.0	7	0
Bordelon	1	3	3.0	3	0
Gary	1	0	0.0	0	0
Poe	1	0	0.0	0	0
Spivey	1	0	0.0	0	0
<b>Saints</b>	<b>17</b>	<b>214</b>	<b>12.6</b>	<b>54</b>	<b>0</b>
<b>Opponents</b>	<b>27</b>	<b>479</b>	<b>17.7</b>	<b>53</b>	<b>1</b>

PUNTING	No	Yds	Avg	Net	TB	I20	LG	LB
Erxleben	66	2672	40.5	34.4	6	11	60	0
<b>Saints</b>	<b>66</b>	<b>2672</b>	<b>40.5</b>	<b>34.4</b>	<b>6</b>	<b>11</b>	<b>60</b>	<b>0</b>
<b>Opponents</b>	<b>69</b>	<b>3045</b>	<b>44.1</b>	<b>35.6</b>	<b>8</b>	<b>11</b>	<b>61</b>	<b>0</b>

PUNT RET	Ret	FC	Yds	Av	LG	TD
Groth	37	6	436	11.8	36	0
Banks	2	0	0	0.0	0	0
Merkins	1	1	-12	-12.0	-12	0
Poe	1	0	2	2.0	2	0
<b>Saints</b>	<b>41</b>	<b>7</b>	<b>426</b>	<b>10.4</b>	<b>36</b>	<b>0</b>
<b>Opponents</b>	<b>36</b>	<b>13</b>	<b>282</b>	<b>7.8</b>	<b>52</b>	<b>0</b>

KICKOFF RET	No	Yds	Avg	LG	TD
W. Wilson	31	722	23.3	57	0
J. Rogers	28	621	22.2	44	0
Groth	3	50	16.7	21	0
Stauch	3	65	21.7	29	0
Brock	2	18	9.0	12	0
Merkins	2	38	19.0	20	0
Banks	1	9	9.0	9	0
<b>Saints</b>	<b>70</b>	<b>1523</b>	<b>21.8</b>	<b>57</b>	<b>0</b>
<b>Opponents</b>	<b>50</b>	<b>966</b>	<b>19.3</b>	<b>40</b>	<b>0</b>

FIELD GOALS	1-19	20-29	30-39	40-49	50+
Ricardo	0/0	5/5	3/9	5/10	0/1
<b>Saints</b>	<b>0/0</b>	<b>5/5</b>	<b>3/9</b>	<b>5/10</b>	<b>0/1</b>
<b>Opponents</b>	<b>2/2</b>	<b>7/7</b>	<b>3/5</b>	<b>5/7</b>	<b>2/4</b>

1981 NFC WEST STANDINGS				
Saints Finish: 4th place				
	W	L	T	Pct.
San Francisco	13	3	0	.813
Atlanta	7	9	0	.438
Los Angeles	6	10	0	.375
New Orleans	4	12	0	.250

PASSING	Att	Cmp	Yds	Cmp%	Yds/Att	TD	TD%	Int	Int%	Long	Sk/Yds	Rating
Manning	232	134	1447	57.8	6.24	5	2.2	11	4.7	55	21/164	63.6
D. Wilson	159	82	1058	51.6	6.65	1	0.6	11	6.9	50	12/121	46.1
Scott	46	20	245	43.5	5.33	1	2.2	5	10.9	31	7/72	28.2
Merkins	2	1	20	50.0	10.00	0	0.0	0	0.0	20	1/2	85.4
Myers	2	1	8	50.0	4.00	1	50.0	0	0.0	8t	0/0	100.0
<b>Saints</b>	<b>441</b>	<b>238</b>	<b>2778</b>	<b>54.0</b>	<b>6.30</b>	<b>8</b>	<b>1.8</b>	<b>27</b>	<b>6.1</b>	<b>55</b>	<b>41/359</b>	<b>53.8</b>
<b>Opponents</b>	<b>471</b>	<b>287</b>	<b>3578</b>	<b>60.9</b>	<b>7.60</b>	<b>26</b>	<b>5.5</b>	<b>17</b>	<b>3.6</b>	<b>60t</b>	<b>27/241</b>	<b>87.9</b>



# SAINTS STATISTICS

## 1983

### RECORD: 8-8

### FINISH: 3rd-NFC WEST

Date	W/L	Score	Opponent	Attendance	SCORING	TD	Ru	Pa	Rt	PAT	FG	S	TP	INTERCEPTIONS	No	Yds	Avg	LG	TD			
9/4	W	28-17	St. Louis	60,430	Andersen	0	0	0	0	37/38	18/24	0	91	Poe	7	146	20.9	31	1			
9/11	L	27-30	at L.A. Rams	45,572	W. Wilson	11	9	2	0	0	0	0	66	Gary	3	70	23.3	26	0			
9/18	Wot	34-31	Chicago	64,692	G. Rogers	5	5	0	0	0	0	0	30	Winston	3	21	7.0	15	0			
9/25	L	20-21	at Dallas	62,136	Gajan	4	4	0	0	0	0	0	24	Johnson	2	80	40.0	70	1			
10/2	W	17-7	Miami	66,489	Brenner	3	0	3	0	0	0	0	18	Wattelet	2	33	16.5	24	0			
10/9	W	19-17	at Atlanta	51,654	Young	3	0	3	0	0	0	0	18	Paul	2	3	1.5	3	0			
10/16	L	13-32	San Francisco	68,154	Duckett	2	0	2	0	0	0	0	12	Re. Lewis	1	27	27.0	27	1			
10/23	W	24-21	at Tampa Bay	48,242	Goodlow	2	0	2	0	0	0	0	12	Stemrick	1	26	26.0	26	0			
10/30	L	21-27	at Buffalo	49,413	K. Clark	1	0	1	0	0	0	0	6	Warren	1	6	6.0	6	0			
11/6	W	27-10	Atlanta	67,062	Groth	1	0	1	0	0	0	0	6	Jackson	1	0	0.0	0	0			
11/13	L	0-27	at San Francisco	40,022	Johnson	1	0	1	0	0	0	0	6	Saints	23	412	17.9	70	3			
11/21	L	28-31	New York Jets	68,606	Korte	1	0	1	0	0	0	0	6	Opponents	25	424	17.0	69	5			
11/27	W	17-16	Minnesota	59,502	Re. Lewis	1	0	1	0	0	0	0	6									
12/4	L	0-7	at New England	24,579	Poe	1	0	1	0	0	0	0	6	PUNTING	No	Yds	Avg	Net	TB	I20	LG	B
12/11	Wot	20-17	at Philadelphia	45,182	Tice	1	0	1	0	0	0	0	6	Erxleben	74	3034	41.0	30.9	9	10	60	0
12/18	L	24-26	L.A. Rams	70,148	D. Wilson	1	0	1	0	0	0	0	6	Merkens	4	144	36.0	30.5	1	0	45	0
					Saints	38	19	14	5	37/38	18/24	0	319	Saints	78	3178	40.7	30.8	10	10	60	0
					Opponents	39	11	20	8	37/39	20/34	3	337	Opponents	83	3473	41.8	37.1	6	22	70	0

TEAM STATISTICS	N.O.	OPP.
TOTAL FIRST DOWNS	286	289
Rushing	135	108
Passing	136	159
Penalty	15	22
3rd Down: Made/Att.	89/226	87/225
3rd Down Pct.	39.4	38.7
4th Down: Made/Att.	13/17	2/6
4th Down Pct.	76.5	33.3

POSSESSION AVG.	30:24	29:36
TOTAL NET YARDS	4938	4691
Avg. Per Game	308.6	293.2
Total Plays	1055	1024
Avg. Per Play	4.7	4.6

NET YARDS RUSHING	2461	2000
Avg. Per Game	153.8	125.0
Total Rushes	598	472

NET YARDS PASSING	2477	2691
Avg. Per Game	154.8	168.2
Sacked/Yards Lost	35/305	56/437
Gross Yards	2782	3128
Att./Completions	425/243	496/271
Completion Pct.	57.2	54.6
Had Intercepted	25	23

PUNTS/AVERAGE	78/40.7	83/41.8
NET PUNTING AVG.	78/30.6	83/37.1
PENALTIES/YARDS	11/802	96/814
FUMBLES/BALL LOST	37/22	33/16

TOUCHDOWNS	38	39
Rushing	19	11
Passing	14	20
Returns	5	8

Score by Periods	1	2	3	4	OT	TD
Saints	41	81	103	88	6	319
Opponents	74	86	61	116	0	337

SACKS:	Johnson 12.0,	Wilks 8.0,	Re. Lewis 6.5,	Moore 6.0,	Elliott 5.5,	Paul 5.5,	B. Clark 4.5,	Kovach 3.0,	Nairne 2.0,	Warren 2.0,	Winston 1.0,	Saints 56.0,	Opp. 35.0
--------	---------------	------------	----------------	------------	--------------	-----------	---------------	-------------	-------------	-------------	--------------	--------------	-----------

RUSHING	No	Yds	Avg	LG	TD
G. Rogers	256	1144	4.5	76	5
W. Wilson	199	787	4.0	29	9
Gajan	81	415	5.1	58	4
J. Rogers	26	80	3.1	13	0
T. Wilson	8	21	2.6	7	0
Austin	4	16	4.0	5	0
Merkens	1	16	16.0	16	0
Groth	1	15	15.0	15	0
Goodlow	1	3	3.0	3	0
D. Wilson	2	3	0.6	5	1
Erxleben	2	-9	-4.5	1	0
Stabler	9	-14	-1.6	0	0
Duckett	2	-16	-8.0	2	0
Saints	595	2461	4.1	76	19
Opponents	472	2000	4.2	71	11

RECEIVING	No	Yds	Avg	LG	TD
Groth	49	585	11.9	42	1
Brenner	41	574	14.0	38	3
Goodlow	41	487	11.9	26	2
Scott	24	274	11.4	35	0
W. Wilson	20	178	8.9	24	2
Duckett	19	283	14.9	48	2
Gajan	17	130	7.6	26	0
G. Rogers	12	69	5.8	22	0
Young	7	85	12.1	32	3
Tice	7	33	4.7	12	1
Mauti	2	30	15.0	23	0
Hardy	2	29	14.5	22	0
Austin	2	25	12.5	18	0
Saints	243	2782	11.4	48	14
Opponents	271	3128	11.5	60	20

PUNT RET	Ret	FC	Yds	Avg	LG	TD
Groth	39	15	275	7.1	30	0
Saints	39	15	275	7.1	30	0
Opponents	51	10	573	11.2	76	2

KICKOFF RET	No	Yds	Avg	LG	TD
Duckett	33	719	21.8	61	0
W. Wilson	9	239	26.6	52	0
Mauti	8	147	18.4	35	0
Austin	7	112	16.0	27	0
J. Rogers	7	103	14.7	25	0
Brock	1	15	15.0	15	0
Wattelet	1	4	4.0	4	0
Saints	66	1339	20.3	61	0
Opponents	44	938	21.3	53	0

FIELD GOALS	1-19	20-29	30-39	40-49	50+
Andersen	2/2	8/8	3/4	2/6	3/4
Saints	2/2	8/8	3/4	2/6	3/4
Opponents	0/0	7/9	6/9	6/14	1/2

Andersen: ( ) (27G, 46N, 30G) (21G, 41G) (46N, 19G, 42G, 44B) (32G) (23G, 27G, 19G, 35G) (28G, 26G ) (50G) ( ) (41N) ( ) (51N) (25G) (35N) (52G, 50G) (20G)

Opponents: (24N, 47G, 38N) ( ) (27G) (41G, 34G) (45N) (44N, 49G) (23G, 32G, 47G, 52G, 24G, 23G) (43N, 39N) ( ) (49N, 43G) (50N, 33G, 25G) (37G) (31G, 27G, 32G, 47N) (37N, 48N, 24N) (23G, 48B, 42N) (42G)

1983 NFC WEST STANDINGS				
Saints Finish: 3rd place				
	W	L	T	Pct.
San Francisco	10	6	0	.625
L.A. Rams	9	7	0	.563
New Orleans	8	8	0	.500
Atlanta	7	9	0	.438

PASSING	Att	Cmp	Yds	Cmp%	Yds/Att	TD	TD%	Int	Int%	Long	Sk/Yds	Rating
Stabler	311	176	1988	56.6	6.39	9	2.9	18	5.8	48	18/159	61.4
D. Wilson	112	66	770	58.9	6.88	5	4.5	7	6.3	42	17/146	68.7
Erxleben	1	1	24	100.0	24.00	0	0.0	0	0.0	24	0/0	118.8
Gajan	1	0	0	0.0	0.00	0	0.0	0	0.0	0	0/0	39.6
Saints	425	243	2782	57.2	6.55	14	3.3	25	5.9	48	35/305	63.5
Opponents	496	271	3128	54.6	6.31	20	4.0	23	4.6	60	56/437	68.0

# SAINTS STATISTICS

## 1984

### RECORD: 7-9

### FINISH: 3rd-NFC WEST



Date	W/L	Score	Opponent	Attendance	SCORING	TD	Ru	Pa	Rt	PAT	FG	S	TP	INTERCEPTIONS	No	Yds	Avg	LG	TD		
9/2	L	28-36	Atlanta	66,652	Andersen	0	0	0	0	34/34	20/27	0	94	Waymer	4	9	2.3	9	0		
9/9	W	17-13	Tampa Bay	54,686	Gajan	7	5	2	0	0	0	0	42	Winston	2	90	45.0	47	2		
9/16	L	20-30	at San Francisco	57,611	Brenner	6	0	6	0	0	0	0	36	Wattelet	2	52	26.0	35	1		
9/23	W	34-24	St. Louis	58,723	W. Wilson	4	1	3	0	0	0	0	24	Kovach	1	16	16.0	16	0		
9/30	W	27-10	at Houston	43,108	Goodlow	3	0	3	0	0	0	0	18	Poe	1	16	16.0	16	0		
10/7	L	7-20	at Chicago	53,752	Young	3	0	3	0	0	0	0	18	Jackson	1	14	14.0	14	0		
10/14	L	10-28	L.A. Rams	63,161	G. Rogers	2	2	0	0	0	0	0	12	B. Clark	1	9	9.0	9	0		
10/21	Lot	27-30	at Dallas	50,966	Wattelet	2	0	2	0	0	0	0	12	Johnson	1	7	7.0	7	0		
10/28	W	16-14	at Cleveland	52,849	Winston	2	0	2	0	0	0	0	12	Saints	13	213	16.4	47	3		
11/4	L	13-23	Green Bay	57,426	Anthony	1	1	0	0	0	0	0	6	Opponents	28	420	15.0	60	3		
11/11	W	17-13	at Atlanta	40,590	Hardy	1	0	1	0	0	0	0	6								
11/19	W	27-24	Pittsburgh	66,005	Miller	1	0	1	0	0	0	0	6	PUNTING	No	Yds	Avg	Net	TB	LG	B
11/25	L	3-35	San Francisco	65,117	Scott	1	0	1	0	0	0	0	6	Hansen	69	3020	43.8	33.3	7	9	66
12/2	L	21-34	at L.A. Rams	49,348	Tice	1	0	1	0	0	0	0	6	Saints	70	3020	43.1	33.3	7	9	66
12/9	L	21-24	Cincinnati	40,855	Saints	34	9	21	4	34/34	20/27	0	298	Opponents	84	3492	41.6	36.0	10	30	87
12/15	W	20-3	at New York Giants	63,739	Opponents	41	13	23	5	41/41	24/33	1	361								

TEAM STATISTICS	N.O.	OPP.
<b>TOTAL FIRST DOWNS</b>	<b>298</b>	<b>298</b>
Rushing	131	134
Passing	137	142
Penalty	30	22
3rd Down: Made/Att.	89/224	83/220
3rd Down Pct.	39.7	37.7
4th Down: Made/Att.	8/22	8/11
4th Down Pct.	36.4	72.7
<b>POSSESSION AVG.</b>	<b>30:13</b>	<b>29:47</b>
<b>TOTAL NET YARDS</b>	<b>5008</b>	<b>4914</b>
Avg. Per Game	313.0	307.1
Total Plays	1044	1026
Avg. Per Play	4.8	4.8
<b>NET YARDS RUSHING</b>	<b>2171</b>	<b>2461</b>
Avg. Per Game	135.7	153.8
Total Rushes:	523	549
<b>NET YARDS PASSING</b>	<b>2837</b>	<b>2453</b>
Avg. Per Game	177.3	153.3
Sacked/Yards Lost	45/361	55/420
Gross Yards	3198	2873
Att./Completions	476/246	422/239
Completion Pct.	51.7	56.6
Had Intercepted	28	13
<b>PUNTS/AVERAGE</b>	<b>70/43.1</b>	<b>84/41.6</b>
<b>NET PUNTING AVG.</b>	<b>70/33.3</b>	<b>84/36.0</b>
<b>PENALTIES/YARDS</b>	<b>101/849</b>	<b>119/1025</b>
<b>FUMBLES/BALL LOST</b>	<b>22/13</b>	<b>28/10</b>
<b>TOUCHDOWNS</b>	<b>34</b>	<b>41</b>
Rushing	9	13
Passing	21	23
Returns	4	5
<b>Score by Periods</b>	<b>1 2 3 4 OT</b>	<b>TD</b>
Saints	61 101 37 99 0	298
Opponents	42 129 78 109 3	361

SACKS:	Jackson 12.0,	B. Clark 10.5,	Paul 9.5,	Wilks 7.5,	Geathers 6.0,	Warren 4.0,	Re. Lewis 2.0,	Moore 2.0,	Kovach 1.0,	Winston 0.5,
Saints	55.0,	Opp.	45.0							
<b>RUSHING</b>	No	Yds	Avg	LG	TD					
G. Rogers	239	914	3.8	28	2					
Gajan	102	615	6.0	62	5					
Campbell	50	190	3.8	39	0					
W. Wilson	74	261	3.5	36	1					
Todd	28	111	4.0	15	0					
Anthony	20	105	5.3	19	1					
T. Wilson	2	8	4.0	5	0					
Goodlow	1	5	5.0	5	0					
Stabler	1	-1	-1.0	-1	0					
Duckett	1	-3	-3.0	-3	0					
D. Wilson	3	-7	-2.3	-2	0					
Hansen	2	-27	-13.5	-12	0					
Saints	523	2171	4.2	62	9					
Opponents	549	2461	4.5	66	13					
<b>RECEIVING</b>	No	Yds	Avg	LG	TD					
Gajan	35	288	8.2	51	2					
Groth	33	487	14.8	31	0					
W. Wilson	33	314	9.5	34	3					
Young	29	597	20.6	74	3					
Brenner	28	554	19.8	57	6					
Scott	21	278	13.2	37	1					
Goodlow	22	281	12.8	23	3					
Anthony	12	113	9.4	32	0					
G. Rogers	12	76	6.3	15	0					
Miller	8	81	10.1	22	1					
Tice	6	55	9.2	17	1					
Hardy	4	50	12.5	28	1					
Duckett	3	24	8.0	11	0					
Saints	246	3198	13.0	74	21					
Opponents	239	2873	12.0	50	23					

PUNT RET	Ret	FC	Yds	Avg	LG	TD
Fields	27	6	236	8.7	61	0
Groth	6	12	32	5.3	9	0
Saints	33	18	268	8.1	61	0
Opponents	45	5	150	11.7	76	1
<b>KICKOFF RET</b>	No	Yds	Avg	LG	TD	
Duckett	29	580	20.0	39	0	
Anthony	22	490	22.3	64	0	
Fields	19	356	18.7	31	0	
T. Wilson	1	16	16.0	16	0	
W. Wilson	1	23	23.0	23	0	
Saints	72	1465	20.3	64	0	
Opponents	45	916	20.4	35	0	
<b>FIELD GOALS</b>	1-19	20-29	30-39	40-49	50+	
Andersen	0/0	0/9	4/4	5/11	2/3	
Saints	0/0	0/9	4/4	5/11	2/3	
Opponents	0/0	6/6	9/11	9/14	0/2	
Andersen ( )	(23G)	(42N)	(32G)	(41G)	(25G), (29G)	
(40B)	(23G)	(27G)	( )	(47G)	(49G)	
(50G)	(26G)	(21G)	(53G)	(35G)	(46G)	
(47G)	(49N)	(45N)	(27G)	(32G)	(54N)	
(27G)	( )	( )	( )	( )	(37G)	
(41N)	Opponents:	(38G)	(48G)	(48G)	(40G)	
(42B)	(31G)	(22G)	(40G)	(39G)	(25G)	
(48G)	(46G)	( )	(37G)	( )	( )	
( )	(37G)	(27G)	(41G)	(34N)	(37N)	
(41G)	(34G)	(41G)	(34G)	(41G)	(39G)	
(39G)	(24G)	(47N)	(43N)	(21G)	(48N)	
(53N)	(25G)	(30G)	(50N)	(35G)	(37G)	
(40N)						
<b>1984 NFC WEST STANDINGS</b>						
Saints Finish: 3rd place						
	W	L	T	Pct.		
San Francisco	15	1	0	.938		
L.A. Rams	10	6	0	.625		
New Orleans	7	9	0	.438		
Atlanta	4	12	0	.250		

PASSING	Att	Cmp	Yds	Cmp%	Yds/Att	TD	TD%	Int	Int%	Long	Sk/Yds	Rating
Todd	312	161	2178	51.6	6.98	11	3.5	19	6.1	74	33/267	60.6
D. Wilson	93	51	647	54.8	6.96	7	7.5	4	4.3	54	7/54	83.9
Stabler	70	33	339	47.1	4.84	2	2.9	5	7.1	29	5/40	41.3
Gajan	1	1	34	100.0	34.00	0	0.0	0	0.0	34	0/0	158.3
Saints	476	246	3198	51.7	6.72	21	4.4	28	5.9	74	45/361	63.3
Opponents	422	239	2873	56.6	6.81	23	5.5	13	3.1	50	55/420	83.0

HISTORY • RECORDS • ADMINISTRATION • FOOTBALL • OWNERSHIP

# SAINTS STATISTICS

## 1985

### RECORD: 5-11

### FINISH: 3rd-NFC WEST

Date	W/L	Score	Opponent	Attendance	SCORING	TD	Ru	Pa	Rt	PAT	FG	S	TP	INTERCEPTIONS	No	Yds	Avg	LG	TD			
9/8	L	27-47	Kansas City	57,760	Andersen	0	0	0	0	27/29	31/35	0	120	Waymer	6	49	8.2	28	0			
9/15	L	23-24	at Denver	74,488	Martin	4	0	4	0	0	0	0	24	Hoage	4	79	19.8	52t	1			
9/22	W	20-13	Tampa Bay	45,320	Brenner	3	0	3	0	0	0	0	18	Poe	3	63	21.0	40t	1			
9/29	W	20-17	at San Francisco	58,053	Goodlow	3	0	3	0	0	0	0	18	Tullis	2	22	11.0	22	0			
10/6	W	23-21	Philadelphia	56,364	W. Wilson	3	0	2	0	0	0	0	18	Del Rio	2	13	6.5	11	0			
10/13	L	13-23	at L.A. Raiders	48,512	Gajan	2	2	0	0	0	0	0	12	Wattelet	2	0	0.0	0	0			
10/20	L	24-31	at Atlanta	44,784	Groth	2	0	2	0	0	0	0	12	Kovach	1	53	53.0	53	0			
10/27	L	13-21	New York Giants	54,082	Hardy	2	0	2	0	0	0	0	12	Redd	1	25	25.0	25	0			
11/3	L	10-28	at L.A. Rams	49,030	Tice	2	0	2	0	0	0	0	12	Winston	0	8	---	8	0			
11/10	L	3-27	Seattle	47,365	Warren	2	0	2	0	0	0	0	12	Saints	21	312	14.9	53	2			
11/17	L	14-38	at Green Bay	52,104	Campbell	1	1	0	0	0	0	0	6	Opponents	23	251	10.9	33	1			
11/24	W	30-23	at Minnesota	54,117	Del Rio	1	0	1	0	0	0	0	6									
12/1	W	29-3	L.A. Rams	44,122	Hebert	1	0	1	0	0	0	0	6	PUNTING	No	Yds	Avg	Net	TB	I20	LG	B
12/8	L	16-28	at St. Louis	29,527	Hoage	1	0	1	0	0	0	0	6	Hansen	89	3763	42.3	36.5	6	14	58	0
12/15	L	19-31	San Francisco	46,065	Merkens	1	0	1	0	0	0	0	6	Saints	89	3763	42.3	36.5	6	14	58	0
12/22	L	10-16	Atlanta	37,717	Poe	1	0	1	0	0	0	0	6	Opponents	81	3417	42.2	37.8	7	24	61	0

TEAM STATISTICS	N.O.	OPP.	Opponents	48	19	26	3	48/48	21/28	1	401
<b>TOTAL FIRST DOWNS</b>	<b>250</b>	<b>335</b>	<b>SACKS:</b>	Jackson	11	0	B. Clark	8	5	Geathers	6
Rushing	83	125	6.5, Warren	5.5	Paul	5	0	Wilks	2	5	Haynes
Passing	148	188	2.0, Elliott	1	0	Hoage	1	0	Kovach	1	0
Penalty	19	22	1.0, Wattelet	1	0	Saints	46	0	Opp.	58	0
3rd Down: Made/Att.	66/221	96/228									
3rd Down Pct.	29.9	42.1									
4th Down: Made/Att.	8/16	7/13									
4th Down Pct.	50.0	53.8									
<b>POSSESSION AVG.</b>	<b>28:33</b>	<b>31:27</b>									
<b>TOTAL NET YARDS</b>	<b>4479</b>	<b>5815</b>									
Avg. Per Game	279.9	363.4									
Total Plays	997	1083									
Avg. Per Play	4.5	5.4									
<b>NET YARDS RUSHING</b>	<b>1683</b>	<b>2162</b>									
Avg. Per Game	105.2	135.1									
Total Rushes:	431	508									
<b>NET YARDS PASSING</b>	<b>2796</b>	<b>3653</b>									
Avg. Per Game	174.8	228.3									
Sacked/Yards Lost	58/461	46/322									
Gross Yards	3257	3975									
Att./Completions	508/260	529/306									
Completion Pct.	51.2	57.8									
Had Intercepted	23	21									
<b>Punts/Average</b>	<b>89/42.3</b>	<b>81/42.2</b>									
<b>Net Punting Avg.</b>	<b>89/36.5</b>	<b>81/37.8</b>									
<b>Penalties/Yards</b>	<b>96/805</b>	<b>108/837</b>									
<b>Fumbles/Ball Lost</b>	<b>23/13</b>	<b>24/16</b>									
<b>Touchdowns</b>	<b>29</b>	<b>48</b>									
Rushing	4	19									
Passing	20	26									
Returns	5	3									

RECEIVING	No	Yds	Avg	LG	TD
Brenner	42	652	15.5	30	3
W. Wilson	38	228	6.0	21	2
Martin	35	522	14.9	50	4
Goodlow	32	603	18.8	76t	3
Anthony	28	185	6.6	36	0
Tice	24	266	11.1	39t	2
Groth	15	238	15.9	56t	2
Hardy	15	208	13.9	31	2
Gajan	8	87	10.9	22	0
Scott	7	61	8.7	15	0
Campbell	6	88	14.7	39	0
Fowler	5	43	8.6	11	0
Merkens	3	61	20.3	39t	1
Haynes	1	8	8.0	8	0
Hebert	1	7	7.0	7t	1
<b>Saints</b>	<b>260</b>	<b>3257</b>	<b>12.5</b>	<b>76t</b>	<b>20</b>
<b>Opponents</b>	<b>306</b>	<b>3975</b>	<b>13.0</b>	<b>65t</b>	<b>26</b>

KICKOFF RET	No	Yds	Avg	LG	TD
Anthony	23	476	20.7	52	0
Tullis	23	470	20.4	62	0
Martin	15	384	25.6	69	0
Fowler	4	78	19.5	23	0
Roaches	4	76	19.0	23	0
Merkens	1	0	0.0	0	0
Rackley	1	63	63.0	63	0
<b>Saints</b>	<b>71</b>	<b>1547</b>	<b>21.8</b>	<b>69</b>	<b>0</b>
<b>Opponents</b>	<b>43</b>	<b>968</b>	<b>22.5</b>	<b>94t</b>	<b>1</b>

FIELD GOALS	1-19	20-29	30-39	40-49	50+
Andersen	0	4/5	13/14	11/12	3/4
<b>Saints</b>	<b>0/0</b>	<b>4/5</b>	<b>13/14</b>	<b>11/12</b>	<b>3/4</b>
<b>Opponents</b>	<b>0/0</b>	<b>6/6</b>	<b>6/8</b>	<b>6/9</b>	<b>3/5</b>

1985 NFC WEST STANDINGS	W	L	T	Pct.
L.A. Rams	11	5	0	.687
San Francisco	10	6	0	.625
<b>New Orleans</b>	<b>5</b>	<b>11</b>	<b>0</b>	<b>.313</b>
Atlanta	4	12	0	.250

PASSING	Att	Cmp	Yds	Cmp%	Yds/Att	TD	TD%	Int	Int%	Long	Sk/Yds	Rating
D. Wilson	293	145	1843	49.5	6.29	11	3.8	15	5.1	50	39/291	60.7
Hebert	181	97	1208	53.6	6.67	5	2.8	4	2.2	76t	17/150	74.6
Todd	32	16	191	50.0	5.97	3	9.4	4	12.5	56t	1/10	60.3
Hansen	1	1	8	100.0	8.00	0	0.0	0	0.0	8	0/0	100.0
Merkens	1	1	7	100.0	7.00	1	100.0	0	0.0	7t	1/10	135.4
<b>Saints</b>	<b>508</b>	<b>260</b>	<b>3257</b>	<b>51.2</b>	<b>6.41</b>	<b>20</b>	<b>3.9</b>	<b>23</b>	<b>4.5</b>	<b>76t</b>	<b>58/461</b>	<b>65.7</b>
<b>Opponents</b>	<b>529</b>	<b>306</b>	<b>3975</b>	<b>57.8</b>	<b>7.51</b>	<b>26</b>	<b>4.9</b>	<b>21</b>	<b>4.0</b>	<b>65t</b>	<b>46/322</b>	<b>81.4</b>

OWNERSHIP • FOOTBALL • ADMINISTRATION • RECORDS • HISTORY



# SAINTS STATISTICS

## 1986

### RECORD: 7-9

### FINISH: 4th-NFC WEST

Date	W/L	Score	Opponent	Attendance
9/7	L	10-31	Atlanta	67,950
9/14	W	24-10	Green Bay	46,383
9/21	L	17-26	at San Francisco	58,297
9/28	L	17-20	at New York Giants	72,769
10/5	L	6-14	Washington	57,378
10/12	W	17-14	at Indianapolis	53,512
10/19	W	38-7	Tampa Bay	43,355
10/26	L	23-28	at New York Jets	44,246
11/2	W	23-10	San Francisco	53,234
11/9	W	6-0	L.A. Rams	62,352
11/16	W	16-7	at St. Louis	32,069
11/23	L	13-26	at L.A. Rams	58,600
11/30	L	20-21	New England	64,752
12/7	L	27-31	Miami	64,761
12/14	W	14-9	at Atlanta	39,994
12/21	L	17-33	at Minnesota	51,209

SCORING	TD	Ru	Pa	Rt	PAT	FG	S	TP
Andersen	0	0	0	0	30/30	26/30	0	108
Mays	8	8	0	0	0	48	0	30
Hilliard	5	5	0	0	0	30	0	18
Martin	5	0	5	0	0	30	0	18
Jones	3	0	3	0	0	18	0	12
Tice	3	0	3	0	0	18	0	12
Goodlow	2	0	2	0	0	12	0	6
Gray	1	0	1	0	0	6	0	3
Haynes	1	0	1	0	0	6	0	3
Jordan	1	1	0	0	0	6	0	3
D. Wilson	1	1	0	0	0	6	0	3
<b>Saints</b>	<b>30</b>	<b>15</b>	<b>13</b>	<b>2</b>	<b>30/30</b>	<b>26/30</b>	<b>0</b>	<b>288</b>
<b>Opponents</b>	<b>34</b>	<b>11</b>	<b>21</b>	<b>2</b>	<b>32/33</b>	<b>17/27</b>	<b>0</b>	<b>287</b>

**SACKS:** Geathers 9.0, Jackson 9.0, Warren 7.5, Clark 6.0, Swilling 4.0, Elliott 3.5, Gibson 3.0, Hayes 2.0, V. Johnson 1.0, Poe 1.0, Wilks 1.0  
**Saints 47.0, Opp. 27.0**

INTERCEPTIONS	No	Yds	Avg	LG	TD
Waymer	9	48	5.3	17	0
Poe	4	42	10.5	30	0
Wattelet	3	34	11.3	22	0
Gibson	2	43	21.5	43	0
Maxie	2	15	7.5	15	0
Jakes	2	6	3.0	4	0
Haynes	1	17	17.0	17	1
V. Johnson	1	15	15.0	15	0
Gary	1	14	14.0	14	0
Jackson	1	1	1.0	1	0
<b>Saints</b>	<b>26</b>	<b>235</b>	<b>9.0</b>	<b>43</b>	<b>1</b>
<b>Opponents</b>	<b>25</b>	<b>362</b>	<b>14.5</b>	<b>46</b>	<b>0</b>

PUNTING	No	Yds	Avg	Net	TB	LG	B
Hansen	81	3456	42.7	36.6	11	17	66
<b>Saints</b>	<b>82</b>	<b>3456</b>	<b>42.1</b>	<b>36.6</b>	<b>11</b>	<b>17</b>	<b>66</b>
<b>Opponents</b>	<b>78</b>	<b>3315</b>	<b>42.5</b>	<b>35.6</b>	<b>8</b>	<b>23</b>	<b>62</b>

TEAM STATISTICS	N.O.	OPP.
<b>TOTAL FIRST DOWNS</b>	<b>275</b>	<b>331</b>
Rushing	109	104
Passing	137	197
Penalty	29	30
3rd Down: Made/Att.	59/197	97/230
3rd Down Pct.	29.9	42.2
4th Down: Made/Att.	7/13	7/14
4th Down Pct.	53.8	50.0
<b>POSSESSION AVG.</b>	<b>27:59</b>	<b>32:01</b>
<b>TOTAL NET YARDS</b>	<b>4742</b>	<b>5102</b>
Avg. Per Game	296.4	318.9
Total Plays	957	1109
Avg. Per Play	5.0	4.6
<b>NET YARDS RUSHING</b>	<b>2074</b>	<b>1559</b>
Avg. Per Game	129.6	97.4
Total Rushes:	505	486
<b>NET YARDS PASSING</b>	<b>2668</b>	<b>3543</b>
Avg. Per Game	166.8	221.4
Sacked/Yards Lost	27/25	47/343
Gross Yards	2893	3886
Att./Completions	425/232	576/331
Completion Pct.	54.6	57.5
Had Intercepted	25	26
<b>PUNTS/AVERAGE</b>	<b>82/42.1</b>	<b>78/42.5</b>
<b>NET PUNTING AVG.</b>	<b>82/36.6</b>	<b>78/35.6</b>
<b>PENALTIES/YARDS</b>	<b>109/855</b>	<b>104/791</b>
<b>FUMBLER/BALL LOST</b>	<b>33/18</b>	<b>37/17</b>
<b>TOUCHDOWNS</b>	<b>30</b>	<b>34</b>
Rushing	13	21
Passing	13	13
Returns	2	2
<b>Score by Periods</b>	<b>1 2 3 4 OT TOT</b>	<b>0 288</b>
<b>Saints</b>	<b>81 62 47 98 0</b>	<b>288</b>
<b>Opponents</b>	<b>64 92 71 60 0</b>	<b>287</b>

RUSHING	No	Yds	Avg	LG	TD
Mays	286	1353	4.7	50	8
Hilliard	121	425	3.5	36	5
Jordan	68	207	3.0	10	1
Gray	6	29	4.8	11	0
D. Wilson	14	19	1.4	14	1
W. Wilson	2	5	2.5	3	0
Del Rio	1	16	16.0	16	0
Hebert	5	14	2.8	7	0
Edwards	1	6	6.0	6	0
Hansen	1	0	0.0	0	0
<b>Saints</b>	<b>505</b>	<b>2074</b>	<b>4.1</b>	<b>50</b>	<b>15</b>
<b>Opponents</b>	<b>486</b>	<b>1559</b>	<b>3.2</b>	<b>27</b>	<b>11</b>

RECEIVING	No	Yds	Avg	LG	TD
Jones	48	625	13.0	45	3
Martin	37	675	18.2	84	5
Tice	37	330	8.9	29	3
Goodlow	20	306	15.3	29	2
Brenner	18	286	15.9	34	0
Hilliard	17	107	6.3	17	0
Mays	17	96	5.6	18	0
Harris	11	148	13.5	27	0
Harris	11	127	11.5	37	0
Jordan	10	132	13.2	24	0
Gray	2	45	22.5	38	0
Waymer	1	13	13.0	13	0
J. Williams	1	5	5.0	5	0
Hebert	1	1	1.0	1	0
W. Wilson	1	-3	-3.0	-3	0
<b>Saints</b>	<b>232</b>	<b>2893</b>	<b>12.5</b>	<b>84</b>	<b>13</b>
<b>Opponents</b>	<b>331</b>	<b>3886</b>	<b>11.7</b>	<b>62</b>	<b>21</b>

PUNT RET	Ret	FC	Yds	Avg	LG	TD
Martin	24	9	227	9.5	39	0
McLemore	10	3	67	6.7	23	0
Poe	8	3	71	8.9	17	0
Edwards	3	0	2	0.7	5	0
Tullis	2	0	10	5.0	7	0
<b>Saints</b>	<b>47</b>	<b>15</b>	<b>377</b>	<b>8.0</b>	<b>39</b>	<b>0</b>
<b>Opponents</b>	<b>37</b>	<b>11</b>	<b>234</b>	<b>6.3</b>	<b>20</b>	<b>0</b>

KICKOFF RET	No	Yds	Avg	LG	TD
Gray	31	866	27.9	101	1
Mays	10	213	21.3	34	0
Harris	7	122	17.4	22	0
Martin	3	64	21.3	27	0
McLemore	2	39	19.5	22	0
Tullis	2	28	14.0	19	0
<b>Saints</b>	<b>55</b>	<b>1332</b>	<b>24.2</b>	<b>101</b>	<b>1</b>
<b>Opponents</b>	<b>35</b>	<b>662</b>	<b>18.9</b>	<b>55</b>	<b>0</b>

**FIELD GOALS** 1-19 20-29 30-39 40-49 50-59  
 Andersen 1/1 11/11 6/7 6/6 2/5  
**Saints** 1/1 11/11 6/7 6/6 2/5  
**Opponents** 0/0 4/5 4/6 6/10 3/6  
**Andersen:** (47G) (20G) (44G) (27G) (34G), (45G, 51N) (30N, 46G) (31G, 51N) (26G, 53G, 28G) (45G, 50G, 23G) (20G, 22G) (47G, 28G, 30G) (33G, 18G) (28G, 38G) (27G, 50N, 29G) ( ) (39G)  
**Opponents:** (32G) (50G) (30G, 40G, 28G, 32G) (29G, 28G) (45N, 29N) (49N, 54N) (54N) (46N) (50G, 33N) (37N) ( ) (32G, 47G, 29G, 44G) (49N) (43G) (43G) (46G, 51B, 50G)

**1986 NFC WEST STANDINGS**  
**Saints Finish: 4th place**

	W	L	T	Pct.
San Francisco	10	5	1	.656
L.A. Rams	10	6	0	.625
Atlanta	7	8	1	.469
New Orleans	7	9	0	.438

PASSING	Att	Cmp	Yds	Cmp%	Yds/Att	TD	TD%	Int	Int%	Long	Sk/Yds	Rating
D. Wilson	342	189	2353	55.3	6.88	10	2.9	17	5.0	63	22/191	65.8
Hebert	79	41	498	51.9	6.30	2	2.5	8	10.1	84	5/34	40.5
Hilliard	3	1	29	33.3	9.67	1	33.3	0	0.0	29	0/0	109.7
Wattelet	1	1	13	100.0	13.00	0	0.0	0	0.0	13	0/0	118.8
<b>Saints</b>	<b>425</b>	<b>232</b>	<b>2893</b>	<b>54.6</b>	<b>6.81</b>	<b>13</b>	<b>3.1</b>	<b>25</b>	<b>5.9</b>	<b>84</b>	<b>27/225</b>	<b>61.6</b>
<b>Opponents</b>	<b>576</b>	<b>331</b>	<b>3886</b>	<b>57.5</b>	<b>6.75</b>	<b>21</b>	<b>3.6</b>	<b>26</b>	<b>4.5</b>	<b>62</b>	<b>47/343</b>	<b>71.4</b>

HISTORY • RECORDS • ADMINISTRATION • FOOTBALL • OWNERSHIP

# SAINTS STATISTICS

## 1987

### RECORD: 12-3

### FINISH: 2nd-NFC WEST

Date	W/L	Score	Opponent	Attendance
9/13	W	28-21	Cleveland	59,900
9/20	L	17-27	at Philadelphia	57,485
10/4	W	37-10	L.A. Rams	29,745
10/11	L	19-24	at St. Louis	11,795
10/18	W	19-17	at Chicago	46,813
10/25	L	22-24	San Francisco	60,497
11/1	W	38-0	at Atlanta	42,196
11/8	W	31-14	at L.A. Rams	43,379
11/15	W	26-24	at San Francisco	60,436
11/22	W	23-14	New York Giants	67,639
11/29	W	20-16	at Pittsburgh	47,896
12/6	W	44-34	Tampa Bay	66,471
12/13	W	24-10	Houston	68,257
12/20	W	41-24	at Cincinnati	43,424
12/27	W	33-24	Green Bay	68,364

TEAM STATISTICS	N.O.
<b>TOTAL FIRST DOWNS</b>	<b>304</b>
Rushing	128
Passing	151
Penalty	25
3rd Down: Made/Att.	99/221
3rd Down Pct.	44.8
4th Down: Made/Att.	1/6
4th Down Pct.	16.7

POSSESSION AVG.	N.O.
<b>TOTAL NET YARDS</b>	<b>4964</b>
Avg. Per Game	330.9
Total Plays	1009
Avg. Per Play	4.9
<b>NET YARDS RUSHING</b>	<b>2190</b>
Avg. Per Game	146.0
Total Rushes	569
<b>NET YARDS PASSING</b>	<b>2774</b>
Avg. Per Game	184.9
Sacked/Yards Lost	29/213
Gross Yards	2987
Att./Completions	411/227
Completion Pct.	55.2
Had Intercepted	12

PUNTS/AVERAGE	N.O.
<b>NET PUNTING AVG.</b>	<b>63/35.7</b>
<b>PENALTIES/YARDS</b>	<b>107/994</b>
<b>FUMBLES/BALL LOST</b>	<b>33/16</b>
<b>TOUCHDOWNS</b>	<b>46</b>
Rushing	20
Passing	23
Returns	3

Score by Periods	1	2	3	4	OT	TOT
<b>Saints</b>	<b>93</b>	<b>107</b>	<b>104</b>	<b>118</b>	<b>0</b>	<b>422</b>
<b>Opponents</b>	<b>69</b>	<b>95</b>	<b>58</b>	<b>61</b>	<b>0</b>	<b>283</b>

SCORING	TD	Ru	Pa	Rt	PAT	FG	S	TP
Andersen	0	0	0	0	37/37	268/36	0	121
Hilliard	8	7	1	0	0	0	48	0
Martin	7	0	7	0	0	0	42	0
Tice	6	0	6	0	0	0	36	0
Mayes	5	5	0	0	0	0	30	0
Jones	3	0	3	0	0	0	18	0
Kempf	0	0	0	0	1/1	4/5	0	12
Beverly	2	2	0	0	0	0	12	0
Brenner	2	2	0	0	0	0	12	0
Jordan	2	2	0	0	0	0	12	0
Word	2	2	0	0	0	0	12	0
Cofar	0	0	0	0	5/7	1/1	0	8
Alexander	1	1	0	0	0	0	6	0
Gray	1	1	0	0	0	0	6	0
O'Neal	1	0	1	0	0	0	6	0
Poe	1	0	1	0	0	0	6	0
R. Sutton	1	0	1	0	0	0	6	0
Toles	1	0	1	0	0	0	6	0
Waters	1	0	1	0	0	0	6	0
B. Clark	0	0	0	0	0	1	2	0
Maxie	0	0	0	0	0	1	2	0
<b>Saints</b>	<b>46</b>	<b>20</b>	<b>23</b>	<b>3</b>	<b>43/45</b>	<b>33/42</b>	<b>2</b>	<b>422</b>
<b>Opponents</b>	<b>35</b>	<b>6</b>	<b>25</b>	<b>4</b>	<b>35/35</b>	<b>12/18</b>	<b>1</b>	<b>283</b>

**SACKS:** Swilling 10.5, Jackson 9.5, Warren 6.0, Wilks 5.5, B. Clark 4.5, To. Elliott 2.0, Maxie 2.0, McCoy 2.0, S. Leach 1.5, DeForest 1.0, V. Johnson 1.0, Swoopes 1.0, Taylor 0.5, **Saints** 47.0, **Opp.** 29.0

RUSHING	No	Yds	Avg	LG	TD
Mayes	243	917	3.8	38	5
Hilliard	123	508	4.1	30	7
Beverly	62	217	3.5	25	2
J. Fourcade	19	134	7.1	18	0
Word	36	133	3.7	20	2
Hebert	13	95	7.3	19	0
Alexander	21	71	3.4	16	1
Gray	8	37	4.6	12	1
Jordan	12	36	3.0	8	2
Rodenberger	17	35	2.1	5	0
Jean-Battiste	8	18	2.3	7	0
Ingram	2	14	7.0	9	0
Riordan	1	3	3.0	3	0
Hansen	2	-6	-3.0	-3	0
Hill	1	-9	-9.0	-9	0
Barnhardt	1	-13	-13.0	-13	0
<b>Saints</b>	<b>569</b>	<b>2190</b>	<b>3.8</b>	<b>38</b>	<b>20</b>
<b>Opponents</b>	<b>388</b>	<b>1550</b>	<b>4.0</b>	<b>33</b>	<b>6</b>

RECEIVING	No	Yds	Avg	LG	TD
Martin	44	778	17.7	67	7
Jones	27	420	15.6	43	3
Hilliard	23	264	11.5	38	1
Brenner	20	280	14.0	29	2
Hill	19	322	16.9	36	2
Tice	16	181	11.3	27	6
Mayes	15	68	4.5	16	0
Dawsey	13	142	10.9	29	0
Pattison	9	132	14.7	36	0
Word	6	54	9.0	17	0
Scott	6	35	5.8	11	0
Gray	6	30	5.0	12	0
Waters	5	140	28.0	82	1
R. Clark	3	38	12.7	14	0
O'Neal	3	10	3.3	5	1
Rodenberger	2	17	8.5	11	0
Alexander	2	15	7.5	10	0
Walker	2	15	7.5	8	0
Jordan	2	13	6.5	11	0
Benson	2	11	5.5	6	0
C. Thomas	1	14	14.0	14	0
Beverly	1	8	8.0	8	0
<b>Saints</b>	<b>227</b>	<b>2987</b>	<b>13.2</b>	<b>82</b>	<b>23</b>
<b>Opponents</b>	<b>246</b>	<b>3155</b>	<b>12.8</b>	<b>50</b>	<b>25</b>

INTERCEPTIONS	No	Yds	Avg	LG	TD
Waymer	5	78	15.6	35	0
R. Sutton	5	68	13.6	26	0
Mack	4	32	8.0	26	0
Jakes	3	32	10.7	27	0
Maxie	3	17	5.7	10	0
Alkins	3	12	4.0	8	0
Jackson	2	4	2.0	4	0
Gibson	1	17	17.0	17	0
S. Leach	1	10	10.0	10	0
Swilling	1	10	10.0	10	0
V. Johnson	1	0	0.0	0	0
Poe	1	0	0.0	0	0
<b>Saints</b>	<b>30</b>	<b>280</b>	<b>9.3</b>	<b>35</b>	<b>0</b>
<b>Opponents</b>	<b>12</b>	<b>173</b>	<b>14.4</b>	<b>35</b>	<b>1</b>

**PUNTING** No Yds Avg Net TB I20 LG B  
Hansen 52 2104 40.5 35.6 6 19 60 0  
Barnhardt 11 483 43.9 36.3 1 4 52 0  
**Saints** **63** **2587** **41.1** **35.7** **7** **23** **60** **0**  
**Opponents** **37** **2740** **37.5** **30.0** **4** **10** **57** **5**

PUNT RET	No	Yds	Avg	LG	TD
Gray	24	5	352	14.7	80
Martin	14	2	88	6.3	15
Cook	1	0	3	3.0	3
Jordan	1	0	13	13.0	13
Maxie	1	0	12	12.0	12
<b>Saints</b>	<b>41</b>	<b>7</b>	<b>468</b>	<b>11.4</b>	<b>80</b>
<b>Opponents</b>	<b>29</b>	<b>8</b>	<b>199</b>	<b>6.9</b>	<b>29</b>

KICKOFF RET	No	Yds	Avg	LG	TD
Gray	30	636	21.2	43	0
Hilliard	10	248	24.8	74	0
Michael Adams	4	52	13.0	20	0
Beverly	3	46	15.3	21	0
Word	3	100	33.3	64	0
Jordan	2	28	14.0	16	0
Brook	1	11	11.0	11	0
Martin	1	15	15.0	15	0
C. Thomas	1	11	11.0	11	0
<b>Saints</b>	<b>55</b>	<b>1147</b>	<b>20.9</b>	<b>74</b>	<b>0</b>
<b>Opponents</b>	<b>55</b>	<b>1115</b>	<b>20.3</b>	<b>47</b>	<b>0</b>

FIELD GOALS	1-19	20-29	30-39	40-49	50+
Andersen	3/3	6/6	9/9	8/12	2/6
Kempf	0/0	1/1	1/2	2/2	0/0
Cofar	0/0	0/1	0/0	0/0	0/0
<b>Saints</b>	<b>3/3</b>	<b>8/8</b>	<b>10/11</b>	<b>10/14</b>	<b>2/6</b>
<b>Opponents</b>	<b>0/0</b>	<b>4/4</b>	<b>6/6</b>	<b>2/7</b>	<b>0/1</b>

**Andersen:** (39G) (45G)(39G, 51N, 49G, 19G, 19G, 37G, 52N) (49G, 43N) (32G) (40G, 41N, 37G, 51G, 40G)(19G, 43G, 28G) (25G, 53N, 50N, 32G) (40G, 24G, 32G) (48N, 46N, 28G) (21G, 30G) (31G, 52G, 48G, 32G)  
**Kempf:** (33B, 48G, 31G, 42G, 21G)  
**Cofar:** (27G)  
**Team:** (39G) (45G) (27G)(33B, 48G, 31G, 42G, 21G) (39G, 51N, 49G, 19G, 19G, 37G, 52N) (49G, 43N) (32G) (40G, 41N, 27G, 51G, 40G) (19G, 43G, 28G) (25G, 53N, 50N, 32G) (40G, 24G, 32G) (48N, 46N, 28G) (21G, 30G) (31G, 52G, 48G, 32G)

Opponents	No	Yds	Avg	LG	TD
Waymer	5	78	15.6	35	0
R. Sutton	5	68	13.6	26	0
Mack	4	32	8.0	26	0
Jakes	3	32	10.7	27	0
Maxie	3	17	5.7	10	0
Alkins	3	12	4.0	8	0
Jackson	2	4	2.0	4	0
Gibson	1	17	17.0	17	0
S. Leach	1	10	10.0	10	0
Swilling	1	10	10.0	10	0
V. Johnson	1	0	0.0	0	0
Poe	1	0	0.0	0	0
<b>Saints</b>	<b>30</b>	<b>280</b>	<b>9.3</b>	<b>35</b>	<b>0</b>
<b>Opponents</b>	<b>12</b>	<b>173</b>	<b>14.4</b>	<b>35</b>	<b>1</b>

1987 NFC WEST STANDINGS			
Saints Finish: 2nd place			
	W	L	Pct.
San Francisco	13	2	0.867
<b>New Orleans</b>	<b>12</b>	<b>3</b>	<b>0.800</b>
L.A. Rams	6	9	0.400
Atlanta	3	12	0.200

PASSING	Att	Cmp	Yds	Cmp%	Yds/Att	TD	TD%	Int	Int%	Long	Sk/Yds	Rating
Hebert	294	164	2119	55.8	7.21	15	5.1	9	3.1	67	20/119	82.9
J. Fourcade	89	48	597	53.9	6.71	4	4.5	3	3.4	82	6/67	75.9
Wilson	24	13	243	54.2	10.13	2	8.3	0	0.0	38	2/21	117.2
Ingram	2	1	5	50.0	2.50	1	50.					

# SAINTS STATISTICS



## 1988

### RECORD: 10-6

### FINISH: 3rd-NFC WEST

Date	W/L	Score	Opponent	Attendance
9/4	L	33-34	San Francisco	66,357
9/11	W	29-21	at Atlanta	48,901
9/18	W	22-14	at Detroit	32,943
9/25	W	13-9	Tampa Bay	66,671
10/3	W	20-17	Dallas	68,474
10/9	W	23-17	at San Diego	42,693
10/16	W	20-19	at Seattle	63,569
10/23	W	20-6	L.A. Raiders	66,249
10/30	L	10-12	L.A. Rams	68,238
11/6	L	24-27	at Washington	54,183
11/13	W	14-10	at L.A. Rams	63,305
11/20	W	42-0	Denver	68,075
11/27	L	12-13	N.Y. Giants	66,526
12/4	L	3-45	at Minnesota	61,215
12/11	L	17-30	at San Francisco	62,977
12/18	W	10-9	Atlanta	60,566

SCORING	TD	Ru	Pa	Rt	PAT	FG	S	TP
Andersen	0	0	0	0	32/33	26/36	0	110
Hill	7	0	7	0	0	0	0	42
Martin	7	0	7	0	0	0	0	42
Hilliard	6	5	1	0	0	0	0	36
Mayer	3	3	0	0	0	0	0	18
R. Clark	2	0	2	0	0	0	0	12
Perriman	2	0	2	0	0	0	0	12
Gray	1	0	1	0	0	0	0	6
Heyward	1	1	0	0	0	0	0	6
Jordan	1	0	1	0	0	0	0	6
Seales	1	0	1	0	0	0	0	6
Tice	1	0	1	0	0	0	0	6
Waymer	1	0	1	0	0	0	0	6
Jackson	0	0	0	0	0	0	0	0
<b>Saints</b>	<b>33</b>	<b>9</b>	<b>21</b>	<b>3</b>	<b>32/33</b>	<b>26/36</b>	<b>2</b>	<b>312</b>
<b>Opponents</b>	<b>29</b>	<b>7</b>	<b>19</b>	<b>3</b>	<b>28/29</b>	<b>27/34</b>	<b>0</b>	<b>283</b>

INTERCEPTIONS	No	Yds	Avg	LG	TD
Atkins	4	42	10.5	40	0
Waymer	3	91	30.3	44	0
Jakes	3	61	20.3	39	0
Sutton	3	32	10.7	34	0
Johnson	1	34	34.0	34	0
Mack	1	19	19.0	19	0
Jackson	1	16	16.0	16	0
Cook	1	0	0.0	0	0
<b>Saints</b>	<b>17</b>	<b>295</b>	<b>17.4</b>	<b>44</b>	<b>0</b>
<b>Opponents</b>	<b>16</b>	<b>226</b>	<b>14.1</b>	<b>78t</b>	<b>2</b>

TEAM STATISTICS	N.O.	OPP.
<b>TOTAL FIRST DOWNS</b>	<b>306</b>	<b>286</b>
Rushing	108	97
Passing	179	167
Penalty	19	22
3rd Down: Made/Att.	104/227	73/203
3rd Down Pct.	45.8	36.0
4th Down: Made/Att.	4/6	7/14
4th Down Pct.	66.7	50.0
<b>POSSESSION AVG.</b>	<b>32:38</b>	<b>27:22</b>
<b>TOTAL NET YARDS</b>	<b>5131</b>	<b>5106</b>
Avg. Per Game	320.7	319.1
Total Plays	1034	978
Avg. Per Play	5.0	5.2
<b>NET YARDS RUSHING</b>	<b>2046</b>	<b>1779</b>
Avg. Per Game	127.9	111.2
Total Rushes:	512	442
<b>NET YARDS PASSING</b>	<b>3085</b>	<b>3327</b>
Avg. Per Game	192.8	207.9
Sacked/Yards Lost	24/171	31/252
Gross Yards	3256	3579
Att./Completions	498/286	505/277
Completion Pct.	57.4	54.9
Had Intercepted	16	17
<b>PUNTS/AVERAGE</b>	<b>73/39.9</b>	<b>70/40.2</b>
<b>NET PUNTING AVG.</b>	<b>73/34.3</b>	<b>70/32.6</b>
<b>PENALTIES/YARDS</b>	<b>101/821</b>	<b>77/628</b>
<b>FUMBLE/BALL LOST</b>	<b>29/16</b>	<b>27/15</b>
<b>TOUCHDOWNS</b>	<b>33</b>	<b>29</b>
Rushing	9	7
Passing	21	19
Returns	3	3
<b>Score by Periods</b>	<b>1 2 3 4 OT</b>	<b>TD TOT</b>
<b>Saints</b>	<b>64 93 101 54</b>	<b>0 312</b>
<b>Opponents</b>	<b>51 111 70 51</b>	<b>0 283</b>

SACKS:	TD	Ru	Pa	Rt	PAT	FG	S	TP
Jackson 7.0, Swilling 7.0, Geathers 3.5,								
Wilks 3.5, Gibson 2.0, Johnson 2.0, Kohlbrand								
2.0, Elliott 1.0, Gregory 1.0, Mack 1.0, Warren								
1.0, <b>Saints 31.0, Opp. 24.0</b>								

PUNT RET	Ret	FC	Yds	Avg	LG	TD
Gray	25	8	305	12.2	66t	1
Hill	10	4	108	10.8	31	0
<b>Saints</b>	<b>35</b>	<b>12</b>	<b>413</b>	<b>11.8</b>	<b>66t</b>	<b>1</b>
<b>Opponents</b>	<b>39</b>	<b>16</b>	<b>248</b>	<b>6.4</b>	<b>17</b>	<b>0</b>

PASSING	Att	Cmp	Yds	Cmp%	Yds/Att	TD	TD%	Int	Int%	Long	Sk/Yds	Rating
Hebert	478	280	3156	58.6	6.60	20	4.2	15	3.1	40	24/171	79.3
Wilson	16	5	73	31.3	4.56	0	0.0	1	6.3	25	0/0	21.1
Hilliard	2	1	27	50.0	13.50	1	50.0	0	0.0	27t	0/0	135.4
Fourcade	1	0	0	0.0	0.00	0	0.0	0	0.0	0	0/0	39.6
Hill	1	0	0	0.0	0.00	0	0.0	0	0.0	0	0/0	39.6
<b>Saints</b>	<b>498</b>	<b>286</b>	<b>3256</b>	<b>57.4</b>	<b>6.54</b>	<b>21</b>	<b>4.2</b>	<b>16</b>	<b>3.2</b>	<b>40t</b>	<b>24/171</b>	<b>77.9</b>
<b>Opponents</b>	<b>505</b>	<b>277</b>	<b>3579</b>	<b>54.9</b>	<b>7.09</b>	<b>19</b>	<b>3.8</b>	<b>17</b>	<b>3.4</b>	<b>85t</b>	<b>31/252</b>	<b>75.8</b>

1988 NFC WEST STANDINGS				
Saints Finish: 3rd place				
	W	L	T	Pct.
San Francisco	10	6	0	.625
L.A. Rams	10	6	0	.625
<b>New Orleans</b>	<b>10</b>	<b>6</b>	<b>0</b>	<b>.625</b>
Atlanta	5	11	0	.313

HISTORY • RECORDS • ADMINISTRATION • FOOTBALL • OWNERSHIP



# SAINTS STATISTICS

## 1990

### RECORD: 8-8

### FINISH: 2nd-NFC WEST



Date	W/L	Score	Opponent	Attendance	SCORING	TD	Ru	Pa	Rt	PAT	FG	S	TP	PUNTING	No	Yds	Avg	Net	TB	LG	TD	LG	B	
9/10	L	12-13	San Francisco	68,629	Andersen	0	0	0	0	29/29	21/27	0	92	Barnhardt	70	2990	42.7	36.2	6	20	65	1		
9/16	L	3-32	at Minnesota	56,272	Mays	7	7	0	0	0	0	0	42	Saints	70	2990	42.7	36.2	6	20	65	1		
9/23	W	28-7	Phoenix	61,110	E. Martin	5	0	5	0	0	0	0	30	Opponents	74	3024	40.9	34.9	2	18	57	1		
10/7	L	27-28	at Atlanta	57,401	Heyward	4	4	0	0	0	0	0	24											
10/14	W	25-20	Cleveland	68,608	Turner	4	0	4	0	0	0	0	24	PUNT RET	Ret	FC	Yds	Avg	LG	TD				
10/21	L	10-23	at Houston	57,908	Brenner	2	0	2	0	0	0	0	12	V. Buck	37	8	305	8.2	33	0				
10/28	L	10-27	Detroit	64,368	Fenerty	2	2	0	0	0	0	0	12	Morse	8	1	95	11.9	18	0				
11/4	W	21-9	at Cincinnati	60,067	Perriman	2	0	2	0	0	0	0	12	Saints	45	9	400	8.9	33	0				
11/11	W	35-7	Tampa Bay	67,865	Fourcade	1	1	0	0	0	0	0	6	Opponents	43	12	302	7.0	24	0				
11/18	L	17-31	at Washington	52,573	Hilliard	1	0	1	0	0	0	0	6											
11/25	W	10-7	Atlanta	68,629	Maxie	1	0	0	1	0	0	0	6	KICKOFF RET	No	Yds	Avg	LG	TD					
12/2	L	13-17	at Dallas	60,087	Scales	1	0	1	0	0	0	0	6	Fenerty	28	572	20.4	58	0					
12/9	W	24-20	at L.A. Rams	56,864	Saints	30	14	15	1	29/29	21/27	1	274	Atkins	19	471	24.8	50	0					
12/16	L	6-9	Pittsburgh	68,582	Opponents	30	8	21	1	30/30	21/35	1	275	Morse	4	56	14.0	18	0					
12/23	W	13-10	at San Francisco	60,112	SACKS: Swilling 11.0, Turnbull 9.0, Jackson 6.0, Wilks 5.5, W. Martin 4.0, Atkins 3.0, Cook 1.0, Johnson 1.0, Simmons 1.0, Mills 0.5,									Heyward	1	12	12.0	12	0					
12/31	W	20-17	L.A. Rams	68,647	Saints 42.0, Opp. 20.0									Mack	1	17	17.0	17	0					

#### TEAM STATISTICS

#### TOTAL FIRST DOWNS

	N.O.	OPP.
Rushing	133	167
Passing	107	91
Penalty	13	21
3rd Down: Made/Att.	84/209	85/217
3rd Down Pct.	40.2	39.2
4th Down: Made/Att.	5/9	9/17
4th Down Pct.	55.6	52.9

#### POSSESSION AVG.

**29:59**      **30:01**

#### TOTAL NET YARDS

**4476**      **4878**

Avg. Per Game      279.8      304.9

Total Plays      931      986

Avg. Per Play      4.8      4.9

#### NET YARDS RUSHING

**1850**      **1559**

Avg. Per Game      115.6      97.4

Total Rushes      464      410

#### NET YARDS PASSING

**2626**      **3319**

Avg. Per Game      164.1      207.4

Sacked/Yards Lost      20/131      42/265

Gross Yards      2757      3584

Att./Completions      447/226      534/316

Completion Pct.      50.6      59.2

Had Intercepted      23      8

#### PUNTS/AVERAGE

**71/42.1**      **74/40.9**

#### NET PUNTING AVG.

**71/36.2**      **74/34.9**

#### PENALTIES/YARDS

**108/829**      **87/655**

#### FUMBLER/BALL LOST

**29/16**      **35/19**

#### TOUCHDOWNS

**30**      **30**

Rushing      14      8

Passing      15      21

Returns      1      1

#### Score by Periods

**1**      **2**      **3**      **4**      **OT**      **TOT**

Saints      54      82      48      90      0      274

Opponents      30      82      76      87      0      275

#### RUSHING

No      Yds      Avg      LG      TD

Heyward      129      599      4.6      47L      4

Mays      138      510      3.7      18      7

Fenerty      73      355      4.9      60L      2

Hilliard      90      284      3.2      17      0

Fourcade      15      77      5.1      12      1

Walsh      19      25      1.3      18      0

Saints      464      1850      4.0      60L      14

Opponents      410      1559      3.8      35      8

#### RECEIVING

No      Yds      Avg      LG      TD

E. Martin      63      912      14.5      58      5

Perriman      36      382      10.6      29      2

Turner      21      396      18.9      68L      4

Fenerty      18      209      11.6      28      0

Heyward      18      121      6.7      12      0

Brenner      17      213      12.5      31L      2

Hilliard      14      125      8.9      20      1

Mays      12      121      10.1      66      0

Tice      11      113      10.3      19      0

Scales      8      64      8.0      20      1

Alphin      4      57      14.3      17      0

Hill      3      35      11.7      13      0

Hilgenberg      1      9      9.0      9      0

Saints      226      2757      12.2      68L      15

Opponents      316      3584      11.3      51L      21

#### INTERCEPTIONS

No      Yds      Avg      LG      TD

Maxie      2      88      44.0      50L      1

Cook      2      55      27.5      50      0

Atkins      2      15      7.5      15      0

Thompson      2      0      0.0      0      0

Saints      8      158      19.8      50L      1

Opponents      23      283      12.3      73      0

#### FIELD GOALS

1-19      20-29      30-39      40-49      50+

Andersen      0/0      5/5      5/6      8/12      3/4

Saints      0/0      5/5      5/6      8/12      3/4

Opponents      1/1      3/3      10/13      6/10      1/8

#### Andersen: (41G, 39G, 28G, 32G) (37G) ( )

(46G, 23G) (52G, 39N) (20G, 40B) (47G)

(48N) ( ) (38G) (43N, 20G) (43G, 50G) (48G)

(50G, 43G) (30G, 40G) (51N, 48N, 41G, 24G)

#### Opponents: (52G, 55N, 52N, 47N, 38G) (30G,

48G, 38G) (52N, 37B) (40N) (37G, 39G) (43G,

45G, 33G) (39N, 52N, 25G, 39G) (43N) ( )

(39G) (51N, 51N) (47G) (38G, 18G) (46N,

29G, 42G, 43G) (59N, 30G) (30N, 24G)

#### 1990 NFC WEST STANDINGS

#### Saints Finish: 2nd place

	W	L	T	Pct.
San Francisco	14	2	0	.875
New Orleans	8	8	0	.500
L.A. Rams	5	11	0	.313
Atlanta	5	11	0	.313

PASSING	Att	Cmp	Yds	Cmp%	Yds/Att	TD	TD%	Int	Int%	Long	Sk/Yds	Rating
Walsh	327	175	1970	53.5	6.02	12	3.7	13	4.0	58	10/76	67.5
Fourcade	116	50	785	43.1	6.77	3	2.6	8	6.9	68L	8/44	46.1
Kramer	3	1	2	33.3	0.67	0	0.0	1	33.3	2	2/11	28.8
Heyward	1	0	0	0.0	0.00	0	0.0	1	100.0	0	0/0	0.0
Saints	447	226	2757	50.6	6.17	15	3.4	23	5.1	68L	20/131	59.7
Opponents	534	316	3584	59.2	6.71	21	3.9	8	1.5	51L	42/265	86.2

# SAINTS STATISTICS

## 1991

### RECORD: 11-5

### FINISH: 1st-NFC WEST

Date	W/L	Score	Opponent	Attendance
9/1	W	27-24	Seattle	68,492
9/8	W	17-10	at Kansas City	74,816
9/15	W	24-7	L.A. Rams	68,583
9/22	W	26-0	Minnesota	68,591
9/29	W	27-6	at Atlanta	56,556
10/3	W	13-6	at Philadelphia	64,224
10/20	W	23-7	Tampa Bay	68,591
10/27	L	17-20	Chicago	68,591
11/3	W	24-17	at L.A. Rams	58,713
11/10	W	10-3	San Francisco	68,591
11/17	L	21-24	at San Diego	48,420
11/24	Lot	20-23	Atlanta	68,591
12/1	L	24-38	at San Francisco	62,092
12/8	L	14-23	at Dallas	64,530
12/15	W	27-0	L.A. Raiders	68,625
12/22	W	27-3	at Phoenix	30,928

SCORING	TD	Ru	Pa	Rt	PAT	FG	S	TP
Andersen	0	0	0	0	38/38	25/32	0	113
Turner	8	0	8	0	0	0	48	0
Fenerty	5	3	2	0	0	0	30	0
Heyward	5	4	1	0	0	0	30	0
Hilliard	5	4	1	0	0	0	30	0
E. Martin	4	0	4	0	0	0	24	0
Jordan	3	2	1	0	0	0	18	0
Early	2	0	2	0	0	0	12	0
McAfee	2	2	0	0	0	0	12	0
Carroll	1	0	1	0	0	0	6	0
Maxie	1	0	0	1	0	0	6	0
Swilling	1	0	0	1	0	0	6	0
Warren	1	0	0	1	0	0	6	0
<b>Saints</b>	<b>38</b>	<b>15</b>	<b>20</b>	<b>3</b>	<b>38/38</b>	<b>25/32</b>	<b>0</b>	<b>341</b>
<b>Opponents</b>	<b>23</b>	<b>6</b>	<b>12</b>	<b>5</b>	<b>22/23</b>	<b>17/21</b>	<b>0</b>	<b>211</b>

INTERCEPTIONS	No	Yds	Avg	LG	TD
Atkins	5	198	39.6	79	0
V. Buck	5	12	2.4	12	0
Glenn	4	35	8.8	18	0
Jones	3	61	20.3	51	0
Cook	3	54	18.0	22	0
Maxie	3	33	11.0	31	1
Mills	2	13	6.5	8	0
Swilling	1	39	39.0	39	1
Johnson	1	19	19.0	19	0
Thompson	1	14	14.0	14	0
Petry	1	4	4.0	4	0
<b>Saints</b>	<b>29</b>	<b>482</b>	<b>16.6</b>	<b>79</b>	<b>2</b>
<b>Opponents</b>	<b>15</b>	<b>257</b>	<b>17.1</b>	<b>59</b>	<b>2</b>

TEAM STATISTICS	N.O.	OPP.
<b>TOTAL FIRST DOWNS</b>	<b>267</b>	<b>214</b>
Rushing	93	63
Passing	157	139
Penalty	17	12
3rd Down: Made/Att.	86/228	49/188
3rd Down Pct.	37.7	26.1
4th Down: Made/Att.	5/10	4/13
4th Down Pct.	50.0	30.8
<b>POSSESSION AVG.</b>	<b>33:58</b>	<b>26:02</b>
<b>TOTAL NET YARDS</b>	<b>4968</b>	<b>3933</b>
Avg. Per Game	310.5	245.8
Total Plays	1008	875
Avg. Per Play	4.9	4.5
<b>NET YARDS RUSHING</b>	<b>1709</b>	<b>1213</b>
Avg. Per Game	106.8	75.8
Total Rushes	483	334
<b>NET YARDS PASSING</b>	<b>3259</b>	<b>2720</b>
Avg. Per Game	203.7	170.0
Sacked/Yards Lost	19/160	50/337
Gross Yards	3419	3057
Att./Completions	506/292	491/259
Completion Pct.	57.7	52.7
Had Intercepted	15	29
<b>PUNTS/AVERAGE</b>	<b>87/43.0</b>	<b>88/42.3</b>
<b>NET PUNTING AVG.</b>	<b>87/35.3</b>	<b>88/37.1</b>
<b>PENALTIES/YARDS</b>	<b>101/801</b>	<b>95/711</b>
<b>FUMBLER/BALL LOST</b>	<b>24/15</b>	<b>34/19</b>
<b>TOUCHDOWNS</b>	<b>38</b>	<b>23</b>
Rushing	15	6
Passing	20	12
Returns	3	5
<b>Score by Periods</b>	<b>1 2 3 4</b>	<b>OT</b>
<b>Saints</b>	<b>61 120 75 85</b>	<b>0 341</b>
<b>Opponents</b>	<b>23 59 54 72</b>	<b>3 211</b>

**SACKS:** Swilling 17.0, Jackson 11.5, Warren 7.0, W. Martin 3.5, Atkins 3.0, Goff 2.0, Wilks 2.0, Miller 1.0, Mills 1.0, Turnbull 1.0, James E. Williams 1.0, Saints 50.0, Opp. 19.0

RUSHING	No	Yds	Avg	LG	TD
McAfee	109	494	4.5	34	2
Fenerty	139	477	3.4	54	3
Heyward	76	260	3.4	15	4
Hilliard	79	252	3.2	65	4
Jordan	47	150	3.2	25	2
Hebert	18	56	3.1	16	0
Early	3	13	4.3	6	0
Morse	3	7	2.3	8	0
Barnhardt	1	0	0.0	0	0
Walsh	8	0	0.0	3	0
<b>Saints</b>	<b>483</b>	<b>1709</b>	<b>3.5</b>	<b>65t</b>	<b>15</b>
<b>Opponents</b>	<b>334</b>	<b>1213</b>	<b>3.6</b>	<b>33</b>	<b>6</b>

RECEIVING	No	Yds	Avg	LG	TD
E. Martin	66	803	12.2	30	4
Turner	64	927	14.5	65t	8
Early	32	541	16.9	52	2
Fenerty	26	235	9.0	50	2
Tice	22	230	10.5	22	0
Hilliard	21	127	6.0	14	1
Carroll	18	184	10.2	31	1
Brenner	16	179	11.2	21	0
Jordan	15	92	6.1	19	1
Heyward	4	34	8.5	22	1
Newman	3	33	11.0	14	0
Seales	3	23	7.7	14	0
McAfee	1	8	8.0	8	0
Wainright	1	3	3.0	3	0
<b>Saints</b>	<b>292</b>	<b>3419</b>	<b>11.7</b>	<b>65t</b>	<b>20</b>
<b>Opponents</b>	<b>259</b>	<b>3057</b>	<b>11.8</b>	<b>80t</b>	<b>12</b>

PUNTING	No	Yds	Avg	Net	TB	I20	LG	LB
Barnhardt	86	3743	43.5	35.3	10	20	61	1
<b>Saints</b>	<b>87</b>	<b>3743</b>	<b>43.0</b>	<b>35.3</b>	<b>10</b>	<b>20</b>	<b>61</b>	<b>1</b>
<b>Opponents</b>	<b>88</b>	<b>3725</b>	<b>42.3</b>	<b>37.1</b>	<b>7</b>	<b>20</b>	<b>64</b>	<b>1</b>

PUNT RET	Ret	FC	Yds	Avg	LG	TD
V. Buck	31	13	260	8.4	52	0
Fenerty	12	6	55	4.6	13	0
Morse	1	0	2	2.0	2	0
<b>Saints</b>	<b>44</b>	<b>19</b>	<b>317</b>	<b>7.2</b>	<b>52</b>	<b>0</b>
<b>Opponents</b>	<b>50</b>	<b>11</b>	<b>410</b>	<b>9.4</b>	<b>40</b>	<b>0</b>

KICKOFF RET	No	Yds	Avg	LG	TD
Atkins	20	368	18.4	27	0
Jennings	12	213	17.8	24	0
Early	9	168	18.7	34	0
Morse	3	60	20.0	21	0
Fenerty	2	28	14.0	14	0
Jordan	2	18	9.0	18	0
Glenn	1	10	10.0	10	0
McAfee	1	14	14.0	14	0
<b>Saints</b>	<b>50</b>	<b>879</b>	<b>17.6</b>	<b>34</b>	<b>0</b>
<b>Opponents</b>	<b>35</b>	<b>851</b>	<b>24.3</b>	<b>98t</b>	<b>2</b>

FIELD GOALS	1-19	20-29	30-39	40-49	50+
Andersen	0/0	6/6	11/13	6/9	2/4
<b>Saints</b>	<b>0/0</b>	<b>6/6</b>	<b>11/13</b>	<b>6/9</b>	<b>2/4</b>
<b>Opponents</b>	<b>1/1</b>	<b>3/3</b>	<b>5/6</b>	<b>6/7</b>	<b>2/4</b>

**Opponents:** (47G, 31G) (40G) (42G) (34G, 30G, 38G, 26G) (23G, 31G) (36G, 43N, 26G) (32G, 28G, 48G, 40N) (60G) (45G, 37N) (21G) (39N) (39G, 31G, 55N) (52G) (54N) (37G, 41N, 42G) (27G, 39G)

**Opponents:** (37G, 37N) (23G) ( ) ( ) ( ) (48G, 41G) ( ) (34G, 48G, 51N) (31G) (32G, 44N) (19G) (25G, 27G, 50G) (42G) (50G, 41G, 40G) (52N) (38G)

**1991 NFC WEST STANDINGS**  
Saints Finish: 1st place

	W	L	T	Pct.
New Orleans	11	5	0	.688
Atlanta	10	6	0	.625
San Francisco	10	6	0	.625
L.A. Rams	3	13	0	.188

PASSING	Att	Cmp	Yds	Cmp%	Yds/Att	TD	TD%	Int	Int%	Long	Sk/Yds	Rating
Walsh	255	141	1638	55.3	6.42	11	4.3	6	2.4	41	3/26	79.5
Hebert	248	149	1676	60.1	6.76	9	3.6	8	3.2	65t	16/134	79.0
M. Buck	2	1	61	50.0	30.50	0	0.0	1	50.0	61	0/0	56.3
Heyward	1	1	44	100.0	44.00	0	0.0	0	0.0	44	0/0	118.8
<b>Saints</b>	<b>506</b>	<b>292</b>	<b>3419</b>	<b>57.7</b>	<b>6.76</b>	<b>20</b>	<b>4.0</b>	<b>15</b>	<b>3.0</b>	<b>65t</b>	<b>19/160</b>	<b>79.2</b>
<b>Opponents</b>	<b>491</b>	<b>259</b>	<b>3057</b>	<b>52.7</b>	<b>6.23</b>	<b>12</b>	<b>2.4</b>	<b>29</b>	<b>5.9</b>	<b>80t</b>	<b>50/337</b>	<b>55.5</b>

OWNERSHIP • FOOTBALL • ADMINISTRATION • RECORDS • HISTORY

# SAINTS STATISTICS

## 1992

### RECORD: 12-4

### FINISH: 2nd-NFC WEST

Date	W/L	Score	Opponent	Attendance
9/6	L	13-15	at Philadelphia	63,513
9/13	W	28-6	Chicago	68,591
9/20	W	10-7	at Atlanta	67,328
9/27	L	10-16	San Francisco	68,591
10/4	W	13-7	at Detroit	66,971
10/11	W	13-10	L.A. Rams	68,591
10/18	W	30-21	at Phoenix	27,735
11/1	W	23-21	Tampa Bay	68,591
11/8	W	31-14	at New England	45,413
11/15	L	20-21	at San Francisco	64,895
11/23	W	20-3	Washington	68,591
11/29	W	24-13	Miami	68,591
12/3	W	22-14	Atlanta	68,591
12/13	W	37-14	at L.A. Rams	47,355
12/20	L	16-20	Buffalo	68,591
12/26	W	20-0	at New York Jets	45,614

SCORING	TD	Ru	Pa	Rt	PAT	FG	S	TP
Andersen	0	0	0	0	33/34	29/34	0	120
Hilliard	7	3	4	0	0	0	42	0
Early	5	0	5	0	0	0	30	0
E. Martin	5	0	5	0	0	0	30	0
Dunbar	3	3	0	0	0	0	18	0
Heyward	3	3	0	0	0	0	18	0
Small	3	0	3	0	0	0	18	0
Carroll	2	0	2	0	0	0	12	0
Goff	2	0	0	2	0	0	12	0
V. Buck	1	0	0	1	0	0	6	0
Cook	1	0	0	1	0	0	6	0
Jones	1	0	0	1	0	0	6	0
McAfee	1	1	0	0	0	0	6	0
Mills	1	0	0	1	0	0	6	0
<b>Saints</b>	<b>35</b>	<b>10</b>	<b>19</b>	<b>6</b>	<b>33/34</b>	<b>29/34</b>	<b>0</b>	<b>330</b>
<b>Opponents</b>	<b>24</b>	<b>8</b>	<b>13</b>	<b>3</b>	<b>22/24</b>	<b>12/17</b>	<b>0</b>	<b>202</b>

INTERCEPTIONS	No	Yds	Avg	LG	TD
Cook	6	90	15.0	48t	1
Atkins	3	0	0.0	0	0
Jones	2	71	35.5	71t	1
V. Buck	2	51	25.5	34t	1
Taylor	2	20	10.0	20	0
Maxie	2	12	6.0	8	0
Mills	1	10	10.0	10	0
<b>Saints</b>	<b>18</b>	<b>254</b>	<b>14.1</b>	<b>71t</b>	<b>3</b>
<b>Opponents</b>	<b>16</b>	<b>280</b>	<b>17.5</b>	<b>56t</b>	<b>2</b>

TEAM STATISTICS	N.O.	OPP.
<b>TOTAL FIRST DOWNS</b>	<b>267</b>	<b>246</b>
Rushing	92	86
Passing	155	146
Penalty	20	14
3rd Down: Made/Att.	75/197	71/209
3rd Down Pct.	38.1	34.0
4th Down: Made/Att.	3/8	8/18
4th Down Pct.	37.5	44.4
<b>POSSESSION AVG.</b>	<b>31:10</b>	<b>28:50</b>
<b>TOTAL NET YARDS</b>	<b>4806</b>	<b>4075</b>
Avg. Per Game	300.4	254.7
Total Plays	895	949
Avg. Per Play	5.4	4.3
<b>NET YARDS RUSHING</b>	<b>1628</b>	<b>1605</b>
Avg. Per Game	101.8	100.3
Total Rushes:	454	381
<b>NET YARDS PASSING</b>	<b>3178</b>	<b>2470</b>
Avg. Per Game	198.6	154.4
Sacked/Yards Lost	15/119	57/376
Gross Yards	3297	2846
Att./Completions	426/251	511/287
Completion Pct.	58.9	56.2
Had Intercepted	16	18
<b>PUNTS/AVERAGE</b>	<b>67/44.0</b>	<b>89/41.2</b>
<b>NET PUNTING AVG.</b>	<b>67/37.7</b>	<b>89/37.0</b>
<b>PENALTIES/YARDS</b>	<b>60/567</b>	<b>77/729</b>
<b>FUMBLES/BALL LOST</b>	<b>27/13</b>	<b>37/20</b>
<b>TOUCHDOWNS</b>	<b>35</b>	<b>24</b>
Rushing	10	8
Passing	19	13
Returns	6	3

SACKS:	W. Martin	15.5,	Jackson	13.5,	Swilling	
	10.5,	Warren	4.0,	Wilks	3.0,	Turnbull
	1.5,	Cook	1.0,	Johnson	1.0,	Maxie
	1.0,	V. Buck	0.5,	Smeenge	0.5,	<b>Saints 57.0,</b>
<b>Opp. 15.0</b>						

PUNT RET	Ret	FC	Yds	Avg	LG	TD
Newman	23	10	158	6.9	18	0
Dowdell	12	6	37	3.1	34	0
Lipps	5	1	22	4.4	16	0
Turner	3	0	10	3.3	5	0
V. Buck	2	4	4	2.0	3	0
<b>Saints</b>	<b>45</b>	<b>21</b>	<b>231</b>	<b>5.1</b>	<b>34</b>	<b>0</b>
<b>Opponents</b>	<b>31</b>	<b>21</b>	<b>218</b>	<b>7.0</b>	<b>34</b>	<b>0</b>

Score by Periods	1	2	3	4	OT	TOT
Saints	70	86	91	83	0	330
Opponents	26	64	31	81	0	202

RECEIVING	No	Yds	Avg	LG	TD
E. Martin	68	1041	15.3	52t	5
Hilliard	48	465	9.7	41	4
Early	30	566	18.9	59t	5
Small	23	278	12.1	33	3
Heyward	19	159	8.4	21	0
Carroll	18	292	16.2	72t	2
Brenner	12	161	13.4	23	0
Wainright	9	143	15.9	29	0
Dunbar	9	62	6.9	13	0
Turner	5	43	8.6	18	0
Stowers	4	23	5.8	8	0
Newman	3	21	7.0	8	0
McAfee	1	16	16.0	16	0
Dowdell	1	6	6.0	6	0
Lipps	1	1	1.0	1	0
Cooper	0	20	--	20	0
<b>Saints</b>	<b>251</b>	<b>3297</b>	<b>13.1</b>	<b>72t</b>	<b>19</b>
<b>Opponents</b>	<b>287</b>	<b>2846</b>	<b>9.9</b>	<b>44</b>	<b>13</b>

FIELD GOALS	1-19	20-29	30-39	40-49	50+
Andersen	0/0	10/10	8/10	8/11	3/3
<b>Saints</b>	<b>0/0</b>	<b>10/10</b>	<b>8/10</b>	<b>8/11</b>	<b>3/3</b>
<b>Opponents</b>	<b>1/1</b>	<b>3/3</b>	<b>5/7</b>	<b>3/4</b>	<b>0/2</b>

1992 NFC WEST STANDINGS				
Saints Finish: 2nd place				
	W	L	T	Pct.
San Francisco	14	2	0	.875
<b>New Orleans</b>	<b>12</b>	<b>4</b>	<b>0</b>	<b>.750</b>
Atlanta	6	10	0	.375
L.A. Rams	6	10	0	.375

PASSING	Att	Cmp	Yds	Cmp%	Yds/Att	TD	TD%	Int	Int%	Long	Sk/Yds	Rating
Hebert	422	249	3287	59.0	7.79	19	4.5	16	3.8	72t	15/119	82.9
M. Buck	4	2	10	50.0	2.50	0	0.0	0	0.0	10	0/0	56.3
<b>Saints</b>	<b>426</b>	<b>251</b>	<b>3297</b>	<b>58.9</b>	<b>7.74</b>	<b>19</b>	<b>4.5</b>	<b>16</b>	<b>3.8</b>	<b>72t</b>	<b>15/119</b>	<b>82.6</b>
<b>Opponents</b>	<b>511</b>	<b>287</b>	<b>2846</b>	<b>56.2</b>	<b>5.57</b>	<b>13</b>	<b>2.5</b>	<b>18</b>	<b>3.5</b>	<b>44</b>	<b>57/376</b>	<b>65.9</b>



HISTORY • RECORDS • ADMINISTRATION • FOOTBALL • OWNERSHIP

# SAINTS STATISTICS

## 1993

### RECORD: 8-8

### FINISH: 2nd-NFC WEST

Date	W/L	Score	Opponent	Attendance	SCORING	TD	Ru	Pa	Rt	PAT	FG	S	TP	INTERCEPTIONS	No	Yds	Avg	LG	TD
9/5	W	33-21	Houston	69,029	Andersen	0	0	0	0	33/33	28/35	0	117	Atkins	3	59	19.7	37	0
9/12	W	34-31	at Atlanta	64,287	Early	6	0	6	0	0	0	0	36	Taylor	2	32	16.0	30	0
9/19	W	14-3	Detroit	69,039	Brown	3	2	1	0	0	0	0	18	V. Buck	2	28	14.0	28	0
9/26	W	16-13	San Francisco	69,041	Hilliard	3	2	1	0	0	0	0	18	Jones	1	12	12.0	12	0
10/3	W	37-6	at L.A. Rams	50,709	Hughes	3	0	0	3	0	0	0	18	Turnbull	1	2	2.0	2	0
10/17	L	14-37	at Pittsburgh	56,056	E. Martin	3	0	3	0	0	0	0	18	Cook	1	0	0.0	0	0
10/24	L	15-26	Atlanta	69,043	Muster	3	3	0	0	0	0	0	18	Saints	10	133	13.3	37	0
10/31	W	20-17	at Phoenix	36,778	Smith	2	0	2	0	0	0	0	12	Opponents	21	444	21.1	67	6
11/14	L	17-19	Green Bay	69,043	Brenner	1	0	1	0	0	0	0	6						
11/22	L	7-42	at San Francisco	66,500	Dowdell	1	0	1	0	0	0	0	6						
11/28	W	17-14	at Minnesota	53,530	McAfee	1	1	0	0	0	0	0	6						
12/5	L	13-17	at Cleveland	60,388	Mills	1	0	0	1	0	0	0	6						
12/12	L	20-23	L.A. Rams	69,033	Neal	1	1	0	0	0	0	0	6						
12/20	L	14-24	New York Giants	69,036	Ned	1	1	0	0	0	0	0	6						
12/26	L	26-37	at Philadelphia	50,085	Newman	1	0	1	0	0	0	0	6						
1/2	W	20-13	Cincinnati	58,036	Small	1	0	1	0	0	0	0	6						
					Warren	1	0	1	0	0	0	0	6						
					Turner	1	0	1	0	0	0	0	6						

TEAM STATISTICS	N.O.	OPP.
TOTAL FIRST DOWNS	264	273
Rushing	94	116
Passing	158	145
Penalty	12	12
3rd Down: Made/Att.	72/203	92/227
3rd Down Pct.	35.5	40.5
4th Down: Made/Att.	7/11	9/16
4th Down Pct.	63.6	56.3

POSSESSION AVG.	28:32	31:28
TOTAL NET YARDS	4707	4696
Avg. Per Game	294.2	293.5
Total Plays	935	1008
Avg. Per Play	5.0	4.7

NET YARDS RUSHING	1766	2090
Avg. Per Game	110.4	130.6
Total Rushes:	414	513

NET YARDS PASSING	2941	2606
Avg. Per Game	183.8	162.9
Sacked/Yards Lost	40/242	51/318
Gross Yards	3183	2924
Att./Completions	481/274	444/259
Completion Pct.	57.0	58.3
Had Intercepted	21	10

PUNTS/AVERAGE	77/43.6	80/42.3
NET PUNTING AVG.	77/37.5	80/34.8
PENALTIES/YARDS	81/663	86/590
FUMBLE/BALL LOST	24/13	30/20
TOUCHDOWNS	33	39
Rushing	10	7
Passing	18	22
Returns	5	10

Score by Periods	1	2	3	4	OT	TD
Saints	66	80	60	111	0	317
Opponents	78	106	72	87	0	343

SACKS	33	10	18	5	33/33	28/35	1	317
Opponents	39	7	22	10	35/39	24/30	1	343

RUSHING	No	Yds	Avg	LG	TD
Wilson	180	705	3.9	60	2
Brown	31	230	7.4	44	0
Muster	64	214	3.3	18	3
Neal	21	175	8.3	74	1
Hilliard	50	165	3.3	16	2
McAfee	51	160	3.1	27	1
Ned	9	71	7.9	35	1
Early	2	32	16.0	26	0
Barnhardt	1	18	18.0	18	0
M. Buck	1	0	0.0	0	0
Walsh	4	-4	-1.0	-1	0
Saints	414	1766	4.3	74	10
Opponents	513	2090	4.1	71	7

RECEIVING	No	Yds	Avg	LG	TD
E. Martin	66	950	14.4	54	3
Early	45	670	14.9	63	6
Hilliard	40	296	7.4	34	1
Muster	23	195	8.5	31	0
Brown	21	170	8.1	19	1
Smith	16	180	11.3	23	2
Small	16	164	10.3	17	1
Turner	12	163	13.6	52	1
Brenner	11	171	15.5	27	1
Ned	9	54	6.0	14	0
Newman	8	121	15.1	32	1
Dowdell	6	46	7.7	11	1
McAfee	1	3	3.0	3	0
Saints	274	3183	11.6	63	18
Opponents	259	2924	11.3	98	22

KICKOFF RET	No	Yds	Avg	LG	TD
Hughes	30	753	25.1	99	1
McAfee	28	580	20.7	55	0
Brown	3	58	19.3	23	0
Hilliard	1	17	17.0	17	0
Dowdell	0	52	---	52	0
Saints	62	1460	23.5	99	1
Opponents	40	788	19.7	47	0

FIELD GOALS	1-19	20-29	30-39	40-49	50+
Andersen	2/2	7/7	7/7	11/14	1/5
Saints	2/2	7/7	7/7	11/14	1/5
Opponents	1/1	8/9	9/9	5/6	1/5

Andersen: (28G, 37G, 18G, 47G) (27G, 42N, 50N, 44G) ( ) (35G, 53N, 39G, 49G) (48G, 25G, 43G, 41N) ( ) (40G, 27G) (48G, 38G) (53N, 27G) ( ) (41N, 24G) (41G, 27G) (18G, 32G) ( ) (41G, 56G, 35G, 37G) (54N, 43G, 49G)

Opponents: (50N) (20G) (41G) (34G, 30G) (33G, 37G) (40G, 22G, 29G) (19G, 32G, 38G, 30G) (28G, 49N) (38G, 21G, 44G, 36G) (51N, 28N) (53N, 51N) (43G) (22G) (22G) (46G) (22G, 31G)

### 1993 NFC WEST STANDINGS

	Saints Finish: 2nd place			Pct.
	W	L	T	
San Francisco	10	6	0	.625
New Orleans	8	8	0	.500
Atlanta	6	10	0	.375
L.A. Rams	5	11	0	.313

PASSING	Ath	Cmp	Yds	Cmp%	Yds/Ath	TD	TD%	Int	Int%	Long	Sk/Yds	Rating
Wilson	388	221	2457	57.0	6.33	12	3.1	15	3.9	421	37/225	70.1
M. Buck	54	32	448	59.3	8.30	4	7.4	3	5.6	63	3/17	87.6
Walsh	38	20	271	52.6	7.13	2	5.3	3	7.9	54	0/0	60.3
Barnhardt	1	1	7	100.0	7.00	0	0.0	0	0.0	7	0/0	95.8
Saints	481	274	3183	57.0	6.62	18	3.7	21	4.4	63	40/242	71.4
Opponents	444	259	2924	58.3	6.59	22	5.0	10	2.3	98	51/318	85.3

OWNERSHIP • FOOTBALL • ADMINISTRATION • RECORDS • HISTORY



# SAINTS STATISTICS

## 1994

### RECORD: 7-9

### FINISH: 2nd-NFC WEST



Date	W/L	Score	Opponent	Attendance	SCORING	TD	Ru	Pa	Rt	PAT	FG	S	TP	INTERCEPTIONS	No	Yds	Avg	LG	TD			
9/4	L	17-30	Kansas City	69,362	Andersen 0 0 0 0 32/32 28/39 0 116	0	0	0	0	0	0	0	0	Spencer	5	24	4.8	11	0			
9/11	L	24-38	Washington	58,049	Bates 6 6 0 0 0	0	0	0	0	0	0	0	0	J. Williams	2	42	21.0	33t	1			
9/18	W	9-7	at Tampa Bay	45,522	Small 5 0 5 0 0	5	0	0	0	0	0	0	0	Hughes	2	31	15.5	31	0			
9/25	L	13-24	at San Francisco	63,971	Haynes 5 0 5 0 0	5	0	0	0	0	0	0	0	Lee	2	3	1.5	3	0			
10/2	W	27-22	New York Giants	55,076	Walls 4 0 4 0 0	4	0	0	0	0	0	0	0	Conner	1	56	56.0	56	0			
10/9	L	7-17	at Chicago	63,822	Brown 4 3 1 0 0	4	3	1	0	0	0	0	0	Clark	1	30	30.0	30	0			
10/16	L	22-36	San Diego	50,565	Early 4 0 4 0 0	4	0	0	0	0	0	0	0	Mills	1	10	10.0	10	0			
10/23	W	37-34	L.A. Rams	47,908	Hughes 4 0 0 4 0	4	0	0	0	0	0	0	0	Lumpkin	1	1	1.0	1	0			
11/6	L	20-21	at Minnesota	57,564	Smith 3 0 3 0 0	3	0	0	0	0	0	0	0	Buck	1	0	0.0	0	0			
11/13	W	33-32	Atlanta	60,313	Muster 1 1 0 0 0	1	1	0	0	0	0	0	0	Tubbs	1	0	0.0	0	0			
11/20	L	19-24	at L.A. Raiders	41,722	Neal 1 1 0 0 0	1	1	0	0	0	0	0	0	Saints	17	197	11.6	56	1			
11/28	L	14-35	San Francisco	61,304	J. Williams 1 0 0 1 0	1	0	0	1	0	0	0	0	Opponents	18	386	21.4	74t	3			
12/4	W	31-15	at L.A. Rams	34,960	<b>Saints 38 11 22 5 32/32 28/39 0 348</b>									<b>PUNTING</b>	<b>No</b>	<b>Yds</b>	<b>Avg</b>	<b>Net</b>	<b>TD</b>	<b>BK</b>	<b>LG</b>	<b>B</b>
12/11	W	29-20	at Atlanta	61,307	<b>Opponents 45 10 28 7 41/41 30/37 0 407</b>									Barnhardt	67	2920	43.6	33.5	9	14	57	0
12/19	L	16-24	Dallas	67,323	<b>2 Pt. Conv.: Small, Walls, Saints 2-6, Opp. 3-4</b>									<b>Saints</b>	<b>67</b>	<b>2920</b>	<b>43.6</b>	<b>33.5</b>	<b>9</b>	<b>14</b>	<b>57</b>	<b>0</b>
12/24	W	30-28	at Denver	64,445	<b>Opponents 60 2558 42.6 37.4 8 12 63 0</b>								<b>Opponents</b>	<b>60</b>	<b>2558</b>	<b>42.6</b>	<b>37.4</b>	<b>8</b>	<b>12</b>	<b>63</b>	<b>0</b>	

TEAM STATISTICS	N.O.	OPP.
<b>TOTAL FIRST DOWNS</b>	<b>308</b>	<b>337</b>
Rushing	78	106
Passing	203	208
Penalty	27	23
3rd Down: Made/Att.	71/199	91/210
3rd Down Pct.	35.7	43.3
4th Down: Made/Att.	8/16	11/19
4th Down Pct.	50.0	57.9
<b>POSSESSION AVG.</b>	<b>29:04</b>	<b>30:56</b>
<b>TOTAL NET YARDS</b>	<b>5162</b>	<b>5569</b>
Avg. Per Game	323.9	348.1
Total Plays	966	1053
Avg. Per Play	5.4	5.3
<b>NET YARDS RUSHING</b>	<b>1336</b>	<b>1758</b>
Avg. Per Game	83.5	109.9
Total Rushes:	373	458
<b>NET YARDS PASSING</b>	<b>3846</b>	<b>3811</b>
Avg. Per Game	240.4	238.2
Sacked/Yards Lost	24/181	36/196
Gross Yards	4027	4007
Att./Completions	569/366	559/353
Completion Pct.	64.3	63.1
Had Intercepted	18	17
<b>PUNTS/AVERAGE</b>	<b>67/43.6</b>	<b>60/42.6</b>
<b>NET PUNTING AVG.</b>	<b>67/33.5</b>	<b>60/37.4</b>
<b>PENALTIES/YARDS</b>	<b>88/678</b>	<b>105/922</b>
<b>FUMBLES/BALL LOST</b>	<b>22/14</b>	<b>28/14</b>
<b>TOUCHDOWNS</b>	<b>31</b>	<b>45</b>
Rushing	22	28
Passing	22	27
Returns	5	0
<b>Score by Periods</b>	<b>1 2 3 4 OT</b>	<b>TD</b>
<b>Saints</b>	<b>42 132 77 97 0</b>	<b>348</b>
<b>Opponents</b>	<b>82 120 83 122 0</b>	<b>407</b>

SACKS:	Conner 10.5,	Wayne Martin 10.0,			
Turnbull 6.5,	Warren 4.0,	Buck 1.0, J. Johnson 1.0,			
Legette 1.0,	Mills 1.0,	Tubbs 1.0, Saints 36.0, Opp. 24.0			
<b>RUSHING</b>	<b>No</b>	<b>Yds</b>	<b>Avg</b>	<b>LG</b>	<b>TD</b>
Bates	151	579	3.8	40	6
Brown	146	489	3.3	16	3
Neal	30	90	3.0	12	1
Haynes	4	43	10.8	15	0
Ned	11	36	3.3	15	0
Everett	15	35	2.3	14	0
Barnhardt	1	21	21.0	21	0
Wilson	7	15	2.1	9	0
Early	2	10	5.0	8	0
Dunbar	3	9	3.0	3	0
Hughes	2	6	3.0	7	0
Muster	1	3	3.0	3t	1
<b>Saints</b>	<b>373</b>	<b>1336</b>	<b>3.6</b>	<b>40</b>	<b>11</b>
<b>Opponents</b>	<b>458</b>	<b>1758</b>	<b>3.8</b>	<b>25t</b>	<b>10</b>
<b>RECEIVING</b>	<b>No</b>	<b>Yds</b>	<b>Avg</b>	<b>LG</b>	<b>TD</b>
Early	82	894	10.9	33	4
Haynes	77	985	12.8	78t	5
Small	49	719	14.7	75t	5
Brown	44	428	9.7	37	1
Smith	41	330	8.0	19	3
Walls	38	406	10.7	31	4
Ned	13	86	6.6	19	0
Muster	10	88	8.8	21	0
Bates	8	62	7.8	14	0
Neal	2	9	4.5	5	0
Mitchell	1	13	13.0	13	0
W. Williams	1	7	7.0	7	0
<b>Saints</b>	<b>366</b>	<b>4027</b>	<b>11.0</b>	<b>78t</b>	<b>22</b>
<b>Opponents</b>	<b>353</b>	<b>4007</b>	<b>11.4</b>	<b>59</b>	<b>28</b>

PUNTING	No	Yds	Avg	Net	TD	BK	LG	B	
Barnhardt	67	2920	43.6	33.5	9	14	57	0	
<b>Saints</b>	<b>67</b>	<b>2920</b>	<b>43.6</b>	<b>33.5</b>	<b>9</b>	<b>14</b>	<b>57</b>	<b>0</b>	
<b>Opponents</b>	<b>60</b>	<b>2558</b>	<b>42.6</b>	<b>37.4</b>	<b>8</b>	<b>12</b>	<b>63</b>	<b>0</b>	
<b>PUNT RET</b>	<b>Ret</b>	<b>FC</b>	<b>Yds</b>	<b>Avg</b>	<b>LG</b>	<b>TD</b>			
Hughes	21	8	143	6.8	35	0			
Mitchell	3	2	9	3.0	5	0			
Legette	1	0	0	0.0	0	0			
<b>Saints</b>	<b>25</b>	<b>10</b>	<b>152</b>	<b>6.1</b>	<b>35</b>	<b>0</b>			
<b>Opponents</b>	<b>40</b>	<b>8</b>	<b>495</b>	<b>12.4</b>	<b>103t</b>	<b>2</b>			
<b>KICKOFF RET</b>	<b>No</b>	<b>Yds</b>	<b>Avg</b>	<b>LG</b>	<b>TD</b>				
Hughes	63	1556	24.7	98t	2				
Ned	7	77	11.0	19	0				
Mitchell	6	129	21.5	30	0				
Smith	2	10	5.0	10	0				
Bates	1	20	20.0	26	0				
Brown	1	3	3.0	3	0				
Dunbar	1	28	28.0	28	0				
Neal	1	17	17.0	15	0				
<b>Saints</b>	<b>82</b>	<b>1840</b>	<b>22.4</b>	<b>98t</b>	<b>2</b>				
<b>Opponents</b>	<b>63</b>	<b>1493</b>	<b>23.7</b>	<b>86</b>	<b>0</b>				
<b>FIELD GOALS</b>	<b>1-19</b>	<b>20-29</b>	<b>30-39</b>	<b>40-49</b>	<b>50-59</b>				
Andersen	0/0	9/9	11/14	8/10	0/6				
<b>Saints</b>	<b>0/0</b>	<b>9/9</b>	<b>11/14</b>	<b>8/10</b>	<b>0/6</b>				
<b>Opponents</b>	<b>0/0</b>	<b>8/10</b>	<b>12/13</b>	<b>9/11</b>	<b>1/3</b>				
<b>Andersen:</b>	(48G, 52N) (29G, 53N) (43G, 31G, 43G) (22G, 26G, 50N) (29G, 32G) (50B, 36N) (54N, 38N) (21G, 40G, 37G) (44G, 26G) (34G, 39G) (51N) ( ) (46G) (45G, 33G, 31G, 34G, 35G) (40N, 21G, 32G, 29G) (26G, 44B, 32B, 37G, 40G)								
<b>Opponents:</b>	(24G, 26N, 22G, 27G) (31G) (54N) (43G, 55N) (41G, 32G, 48B, 35G) (46G, 36N) (49G, 31G, 29G, 29G, 28G) (47G, 32G) ( ) (23G, 33G, 30G, 31G, 48G, 30G) (46B, 51G, 40G, 48G) ( ) (42G, 21G) (30G, 20B) (32G, 30G)								

#### 1994 NFC WEST STANDINGS

Saints Finish:	2nd place			
	W	L	T	Pct.
San Francisco	13	3	0	.813
<b>New Orleans</b>	<b>7</b>	<b>9</b>	<b>0</b>	<b>.438</b>
Atlanta	7	9	0	.438
L.A. Rams	4	12	0	.250

PASSING	Att	Cmp	Yds	Cmp%	Yds/Att	TD	TD%	Int	Int%	Long	Sk/Yds	Rating
Everett	540	346	3855	64.1	7.14	22	4.1	18	3.3	78t	21/164	84.9
Wilson	28	20	172	71.4	6.14	0	0.0	0	0.0	16	3/17	87.2
Barnhardt	1	0	0	0.0	0.00	0	0.0	0	0.0	0	0/0	39.6
<b>Saints</b>	<b>569</b>	<b>366</b>	<b>4027</b>	<b>64.3</b>	<b>7.08</b>	<b>22</b>	<b>3.9</b>	<b>18</b>	<b>3.2</b>	<b>78t</b>	<b>24/181</b>	<b>84.9</b>
<b>Opponents</b>	<b>559</b>	<b>353</b>	<b>4007</b>	<b>63.1</b>	<b>7.17</b>	<b>28</b>	<b>5.0</b>	<b>17</b>	<b>3.0</b>	<b>59</b>	<b>36/196</b>	<b>88.6</b>



# SAINTS STATISTICS

## 1996

### RECORD: 3-13

### FINISH: 5th-NFC WEST



Date	W/L	Score	Opponent	Attendance
9/1	L	11-27	at San Francisco	63,970
9/8	L	20-22	Carolina	43,288
9/15	L	15-30	at Cincinnati	45,412
9/22	L	14-28	Arizona	34,316
9/29	L	10-17	at Baltimore	61,063
10/6	W	17-13	Jacksonville	34,231
10/13	W	27-24	Chicago	43,512
10/20	L	7-19	at Carolina	70,888
11/03	L	17-24	San Francisco	53,297
11/10	L	14-31	Houston	34,121
11/17	L	15-17	at Atlanta	43,119
11/24	L	7-13	at Tampa Bay	40,203
12/1	L	10-26	St. Louis	26,310
12/8	L	15-31	Atlanta	32,923
12/15	W	17-3	at New York Giants	52,530
12/21	L	13-14	at St. Louis	57,681

SCORING	TD	Ru	Pa	Rt	PAT	FG	S	TP
Brien	0	0	0	0	18/18	21/25	0	81
Haynes	4	0	4	0	0	0	0	26
Bates	4	4	0	0	0	0	0	24
Zellers	4	4	0	0	0	0	0	24
Jeffries	3	0	3	0	0	0	0	18
Small	3	1	2	0	0	0	0	18
Neal	2	1	1	0	0	0	0	12
DeRamus	1	0	1	0	0	0	0	6
Guess	1	0	1	0	0	0	0	6
T. Johnson	1	0	1	0	0	0	0	6
B. Jones	1	0	1	0	0	0	0	6
Wilmsmeyer	0	0	0	0	0	0	0	2

INTERCEPTIONS	No	Yds	Avg	LG	TD
Newman	3	40	13.3	21	0
Jackson	3	24	8.0	10	0
McMillian	2	4	2.0	4	0
Molden	2	2	1.0	2	0
Allen	1	33	33.0	33	0
Tubbs	1	11	11.0	11	0
<b>Saints</b>	<b>12</b>	<b>114</b>	<b>9.5</b>	<b>33</b>	<b>0</b>
<b>Opponents</b>	<b>17</b>	<b>93</b>	<b>5.5</b>	<b>35</b>	<b>0</b>

TEAM STATISTICS	N.O.	OPP.
<b>TOTAL FIRST DOWNS</b>	<b>232</b>	<b>287</b>
Rushing	77	104
Passing	135	152
Penalty	20	31
3rd Down: Made/Att.	65/207	85/232
3rd Down: Pct.	31.4	36.6
4th Down: Made/Att.	6/19	9/16
4th Down: Pct.	31.6	56.3
<b>POSSESSION AVG.</b>	<b>27:33</b>	<b>32:27</b>
<b>TOTAL NET YARDS</b>	<b>4206</b>	<b>4910</b>
Avg. Per Game	262.9	306.9
Total Plays	923	1027
Avg. Per Play	4.6	4.8
<b>NET YARDS RUSHING</b>	<b>1308</b>	<b>2076</b>
Avg. Per Game	81.8	129.8
Total Rushes:	386	521
<b>NET YARDS PASSING</b>	<b>2898</b>	<b>2834</b>
Avg. Per Game	181.1	177.1
Sacked/Yards Lost	22/171	41/283
Gross Yards	3069	3117
Att./Completions	515/295	465/267
Completion Pct.	57.3	57.4
Had Intercepted	17	12
<b>PUNTS/AVERAGE</b>	<b>87/40.8</b>	<b>74/43.0</b>
<b>NET PUNTING AVG.</b>	<b>87/32.5</b>	<b>74/40.1</b>
<b>PENALTIES/YARDS</b>	<b>114/853</b>	<b>102/823</b>
<b>FUMBLES/BALL LOST</b>	<b>30/20</b>	<b>25/10</b>
<b>TOUCHDOWNS</b>	<b>24</b>	<b>31</b>
Rushing	13	22
Passing	13	22
Returns	1	1
<b>Score by Periods</b>	<b>1 2 3 4 OT</b>	<b>TD TOT</b>
<b>Saints</b>	<b>42 58 38 91 0</b>	<b>229</b>
<b>Opponents</b>	<b>80 105 78 76 0</b>	<b>339</b>

SACKS:	Martin	11.0	J. Johnson	7.5	Turnbull	6.5	Mickell	3.0	Broughton	2.0	Fields	2.0	Harvey	2.0	Molden	2.0	B. Smith	2.0	Robbins	1.0	Stokes	1.0	Tubbs	1.0	<b>Saints 41.0, Opp. 22.0</b>
<b>RUSHING</b>	<b>No</b>	<b>Yds</b>	<b>Avg</b>	<b>LG</b>	<b>TD</b>																				
Bates	164	584	3.6	33	4																				
Zellers	120	475	4.0	63	4																				
Neal	21	58	2.8	11	1																				
Whittle	20	52	2.6	15	0																				
Small	4	51	12.8	22	1																				
Hunter	14	44	3.1	9	0																				
Brown	13	30	2.3	12	0																				
Hayes	2	7	3.5	5	0																				
Nussmeier	3	6	2.0	6	0																				
Everett	22	3	0.1	3	0																				
DeRamus	1	2	2.0	2	0																				
Guess	2	-4	-2.0	-1	0																				
<b>Saints</b>	<b>386</b>	<b>1308</b>	<b>3.4</b>	<b>63</b>	<b>10</b>																				
<b>Opponents</b>	<b>521</b>	<b>2076</b>	<b>4.0</b>	<b>70</b>	<b>11</b>																				
<b>RECEIVING</b>	<b>No</b>	<b>Yds</b>	<b>Avg</b>	<b>LG</b>	<b>TD</b>																				
Small	50	558	11.2	41	2																				
Haynes	44	786	17.9	51	4																				
Neal	31	194	6.3	23	1																				
Lusk	27	210	7.8	24	0																				
Whittle	26	162	6.2	28	0																				
Jeffries	20	215	10.8	27	3																				
Hunter	17	138	8.1	22	0																				
DeRamus	15	182	12.1	28	1																				
I. Smith	15	144	9.6	37	0																				
Bates	13	44	3.4	15	0																				
Zellers	9	45	5.0	12	0																				
Brown	8	54	6.8	18	0																				
Green	7	91	13.0	23	0																				
T. Johnson	7	76	10.9	17	1																				
Hayes	4	101	25.3	50	0																				
Guess	2	69	34.5	57	1																				
<b>Saints</b>	<b>295</b>	<b>3069</b>	<b>10.4</b>	<b>57</b>	<b>13</b>																				
<b>Opponents</b>	<b>267</b>	<b>3117</b>	<b>11.7</b>	<b>70</b>	<b>22</b>																				

PUNT RET	Ret	FC	Yds	Avg	LG	TD
Hughes	30	20	152	5.1	16	0
Guess	1	0	7	7.0	7	0
<b>Saints</b>	<b>31</b>	<b>20</b>	<b>159</b>	<b>5.1</b>	<b>16</b>	<b>0</b>
<b>Opponents</b>	<b>43</b>	<b>21</b>	<b>546</b>	<b>12.7</b>	<b>84</b>	<b>1</b>
KICKOFF RET	No	Yds	Avg	LG	TD	
Hughes	70	1791	25.6	58	0	
Hunter	1	20	20.0	20	0	
Hayes	2	30	15.0	17	0	
B. Smith	2	14	7.0	8	0	
Brown	1	10	10.0	10	0	
Lusk	1	16	16.0	16	0	
McCleskey	1	18	18.0	18	0	
<b>Saints</b>	<b>78</b>	<b>1899</b>	<b>24.3</b>	<b>58</b>	<b>0</b>	
<b>Opponents</b>	<b>52</b>	<b>1155</b>	<b>22.2</b>	<b>71</b>	<b>0</b>	
FIELD GOALS	1-19	20-29	30-39	40-49	50+	
Brien	0/0	4/4	9/10	5/7	3/4	
<b>Saints</b>	<b>0/0</b>	<b>4/4</b>	<b>9/10</b>	<b>5/7</b>	<b>3/4</b>	
<b>Opponents</b>	<b>1/1</b>	<b>14/14</b>	<b>13/15</b>	<b>3/6</b>	<b>2/6</b>	
<b>Brien: (35G) (48G, 43G) (51G, 37G, 25G) ( ) (23G, 38N) (27G) (34G, 54G) ( ) (37G) (29G, 49G) (42G, 37G, 30G) ( ) (30G, 48N) (34G, 41B) (53N, 51G) (43G, 35G)</b>						
<b>Opponents: (29G, 29G) (51G, 22G, 29G, 51G, 23G) (33G, 21G, 35G, 37N) (25G, 27G) (38G, 48N, 49N) (48N, 36G, 19G) (28G, 32N) (23G, 52N, 40G, 26G, 39G) (34G, 35G, 27G) (25G) (55N, 38G, 52N, 52N) (43G, 38G) (35G, 32G, 49G, 27G) (33G) (30G) ( )</b>						
1996 NFC WEST STANDINGS						
Saints Finish: 5th place						
	W	L	T	Pct.		
Carolina	12	4	0	.750		
San Francisco	12	4	0	.750		
St. Louis	6	10	0	.375		
Atlanta	3	13	0	.188		
<b>New Orleans</b>	<b>3</b>	<b>13</b>	<b>0</b>	<b>.188</b>		

PASSING	Ath	Cmp	Yds	Cmp%	Yds/Ath	TD	TD%	Int	Int%	Long	St/Yds	Rating
Everett	464	267	2797	57.5	6.03	12	2.6	16	3.4	51	19/154	69.4
Nussmeier	50	28	272	56.0	5.44	1	2.0	1	2.0	57	3/17	69.8
Hunter	1	0	0	0.0	0.00	0	0.0	0	0.0	0	0/0	39.6
<b>Saints</b>	<b>515</b>	<b>295</b>	<b>3069</b>	<b>57.3</b>	<b>5.96</b>	<b>13</b>	<b>2.5</b>	<b>17</b>	<b>3.3</b>	<b>57</b>	<b>22/171</b>	<b>69.3</b>
<b>Opponents</b>	<b>465</b>	<b>267</b>	<b>3117</b>	<b>57.4</b>	<b>6.70</b>	<b>22</b>	<b>4.7</b>	<b>12</b>	<b>2.6</b>	<b>70</b>	<b>41/283</b>	<b>82.9</b>

HISTORY • RECORDS • ADMINISTRATION • FOOTBALL • OWNERSHIP

# SAINTS STATISTICS

## 1997

### RECORD: 6-10

### FINISH: 4th-NFC WEST

Date	W/L	Score	Opponent	Attendance	SCORING	TD	Ru	Pa	Rt	PAT	FG	S	TP	INTERCEPTIONS	No	Yds	Av	LG	TD			
8/31	L	24-38	at St. Louis	64,575	Brien	0	0	0	0	22/22	23/27	0	91	Knight	5	75	15.0	39	0			
9/7	L	6-20	San Diego	65,760	Hastings	5	0	5	0	0	0	0	32	Newman	3	19	6.3	17	0			
9/14	L	7-33	at San Francisco	61,838	Bates	4	4	0	0	0	0	0	24	Washington	2	30	15.0	30	0			
9/21	W	35-17	Detroit	50,016	Zellers	4	4	0	0	0	0	0	24	Allen	2	27	13.5	27	0			
9/28	L	9-14	at New York Giants	68,891	Giulford	2	0	1	0	0	0	0	12	Tubbs	2	21	10.5	15	0			
10/5	W	20-17	at Chicago	58,865	Hill	2	0	2	0	0	0	0	12	Kelly	1	15	15.0	15	0			
10/12	L	17-23	Atlanta	65,619	Poole	2	0	2	0	0	0	0	12	Harvey	1	7	7.0	7	0			
10/19	L	0-13	Carolina	50,963	Farquhar	1	0	1	0	0	0	0	6	Saints	16	194	12.1	39	0			
10/26	L	0-23	San Francisco	60,443	Fields	1	0	0	1	0	0	0	6	Opponents	33	342	10.4	44	1			
11/9	W	13-10	at Oakland	40,091	Hobbs	1	0	1	0	0	0	0	6									
11/16	W	27-10	Seattle	50,493	Shuler	1	1	0	0	0	0	0	6	PUNTING	No <td>Yds <td>Av <td>Net <td>TB <td>I20 <td>LG <td>B</td> </td></td></td></td></td></td>	Yds <td>Av <td>Net <td>TB <td>I20 <td>LG <td>B</td> </td></td></td></td></td>	Av <td>Net <td>TB <td>I20 <td>LG <td>B</td> </td></td></td></td>	Net <td>TB <td>I20 <td>LG <td>B</td> </td></td></td>	TB <td>I20 <td>LG <td>B</td> </td></td>	I20 <td>LG <td>B</td> </td>	LG <td>B</td>	B
11/23	L	3-20	at Atlanta	48,620	I. Smith	1	0	1	0	0	0	0	6	Royals	88	4038	45.9	34.9	13	21	66	0
11/30	W	16-13	at Carolina	39,857	Saints	24	9	13	2	22/22	23/27	0	237	Saints	88	4038	45.9	34.9	13	21	66	0
12/7	L	27-34	St. Louis	54,803	Opponents	35	11	21	3	33/33	28/36	0	327	Opponents	92	3668	39.9	33.0	7	27	62	1
12/14	W	27-10	Arizona	45,517	2 Pt. Conv.: Hastings, Saints 1-2, Opp. 0-2																	
12/21	L	13-25	at Kansas City	66,772																		

TEAM STATISTICS	N.O.	OPP.				
<b>TOTAL FIRST DOWNS</b>	<b>229</b>	<b>280</b>				
Rushing	78	95				
Passing	127	168				
Penalty	24	17				
3rd Down: Made/Att.	54/207	102/252				
3rd Down: Pct.	26.1	40.5				
4th Down: Made/Att.	14/22	7/12				
4th Down: Pct.	63.6	58.3				
<b>POSSESSION AVG.</b>	<b>27:47</b>	<b>32:13</b>				
<b>TOTAL NET YARDS</b>	<b>4045</b>	<b>4645</b>				
Avg. Per Game	252.8	290.3				
Total Plays	925	1073				
Avg. Per Play	4.4	4.3				
<b>NET YARDS RUSHING</b>	<b>1461</b>	<b>1764</b>				
Avg. Per Game	91.3	110.3				
Total Rushes:	417	496				
<b>NET YARDS PASSING</b>	<b>2584</b>	<b>2881</b>				
Avg. Per Game	161.5	180.1				
Sacked/Yards Lost	50/317	59/408				
Gross Yards	2901	3289				
Att./Completions	458/228	518/293				
Completion Pct.	49.8	56.6				
Had Intercepted	33	16				
<b>PUNTS/AVERAGE</b>	<b>88/45.9</b>	<b>92/39.9</b>				
<b>NET PUNTING AVG.</b>	<b>88/34.9</b>	<b>92/33.0</b>				
<b>PENALTIES/YARDS</b>	<b>101/811</b>	<b>110/895</b>				
<b>FUMBLE/BALL LOST</b>	<b>34/22</b>	<b>31/15</b>				
<b>TOUCHDOWNS</b>	<b>24</b>	<b>35</b>				
Rushing	9	11				
Passing	13	21				
Returns	2	3				
<b>Score by Periods</b>	<b>1 2 3 4</b>	<b>OT TD</b>				
Saints	22	76	38	98	3	237
Opponents	70	107	51	99	0	327

SACKS:	TD	Ru	Pa	Rt	PAT	FG	S	TP
Martin 10.5, J. Johnson 8.5, Fields 8.0, Glover 6.5, B. Smith 5.0, Mitchell 4.0, Molden 4.0, Mickel 3.5, Harvey 3.0, Tubbs 2.5, Sagapolutele 2.0, Tomich 1.0, Dixon 0.5, Saints 59.0, Opp. 50.0								
<b>RUSHING</b>	<b>No</b>	<b>Yds</b>	<b>Avg</b>	<b>LG</b>	<b>TD</b>			
Bates	156	552	3.5	27	4			
Bates	119	440	3.7	74	4			
T. Davis	75	271	3.6	20	0			
Hobert	12	36	3.0	15	0			
Shuler	22	38	1.7	8	1			
Hastings	4	35	8.8	27	0			
Nussmeier	8	30	3.8	15	0			
Wuerffel	6	26	4.3	10	0			
McCrary	8	15	1.9	8	0			
Hill	1	11	11.0	11	0			
Bender	5	9	1.8	6	0			
Giulford	1	-2	-2.0	-2	0			
<b>Saints</b>	<b>417</b>	<b>1461</b>	<b>3.5</b>	<b>74</b>	<b>9</b>			
<b>Opponents</b>	<b>496</b>	<b>1764</b>	<b>3.6</b>	<b>50</b>	<b>11</b>			
<b>RECEIVING</b>	<b>No</b>	<b>Yds</b>	<b>Avg</b>	<b>LG</b>	<b>TD</b>			
Hill	55	761	13.8	89	2			
Hastings	48	722	15.0	39	5			
Zellers	31	263	8.5	38	0			
Giulford	27	362	13.4	47	1			
Farquhar	17	253	14.9	42	1			
I. Smith	17	180	10.6	25	1			
T. Davis	13	85	6.5	18	0			
Bates	5	42	8.4	15	0			
Poole	4	98	24.5	49	2			
McCrary	4	17	4.3	11	0			
Bech	3	50	16.7	22	0			
Hobbs	2	41	20.5	21	1			
Savoie	1	14	14.0	14	0			
T. Johnson	1	13	13.0	13	0			
<b>Saints</b>	<b>228</b>	<b>2901</b>	<b>12.7</b>	<b>89</b>	<b>13</b>			
<b>Opponents</b>	<b>293</b>	<b>3289</b>	<b>11.2</b>	<b>52</b>	<b>21</b>			

PUNT RET	Ret	FC	Yds	Avg	LG	TD
Giulford	47	26	498	10.6	32	0
Hastings	1	0	-2	-2.0	-2	0
<b>Saints</b>	<b>48</b>	<b>26</b>	<b>498</b>	<b>10.3</b>	<b>32</b>	<b>0</b>
<b>Opponents</b>	<b>50</b>	<b>14</b>	<b>706</b>	<b>14.1</b>	<b>82</b>	<b>1</b>
KICKOFF RET	No	Yds	Avg	LG	TD	
Giulford	43	1128	26.2	102	1	
T. Davis	9	173	19.2	29	0	
Bech	3	47	15.7	30	0	
McCrary	2	26	13.0	15	0	
Tomich	1	0	0.0	0	0	
<b>Saints</b>	<b>58</b>	<b>1374</b>	<b>23.7</b>	<b>102</b>	<b>1</b>	
<b>Opponents</b>	<b>51</b>	<b>1139</b>	<b>22.3</b>	<b>59</b>	<b>0</b>	
FIELD GOALS	1-19	20-29	30-39	40-49	50+	
Brien	1/1	2/2	10/10	6/9	4/5	
<b>Saints</b>	<b>1/1</b>	<b>2/2</b>	<b>10/10</b>	<b>6/9</b>	<b>4/5</b>	
<b>Opponents</b>	<b>0/0</b>	<b>8/9</b>	<b>12/14</b>	<b>6/11</b>	<b>2/2</b>	
<b>Brien:</b>	(31G, 53G, 46G) (37G, 31G) ( ) (50N, 48N) (36G, 32G, 39G) (38G, 48G) (35G) ( ) ( ) (48G, 44G) (19G, 38G) (22G, 42B) (50G, 51G, 45G) (49G, 53G) (20G, 33G) (41N)					
<b>Opponents:</b>	(36N, 36G) (37G, 34G) (43G, 22G, 40G, 38G) (47G) (46N) (23G) (25G, 32G, 55G) (25G, 23G) (36G, 51G, 29G) (43G) (36G, 33N, 45N) (43N, 43G, 22G) (44G, 26B, 31G) (45N, 37G, 34G, 48N) (30G) (30G, 25G)					
1997 NFC WEST STANDINGS						
Saints Finish: 4th place						
	W	L	T	Pct.		
San Francisco	13	3	0	.813		
Atlanta	7	9	0	.438		
Carolina	7	9	0	.438		
<b>New Orleans</b>	<b>6</b>	<b>10</b>	<b>0</b>	<b>.375</b>		
St. Louis	5	11	0	.313		

PASSING	Att	Cmp	Yds	Cmp%	Yds/Att	TD	TD%	Int	Int%	Long	Sk/Yds	Rating
Shuler	203	106	1288	52.2	6.34	2	1.0	14	6.9	89	21/132	46.6
Hobert	131	61	891	46.6	6.80	6	4.6	8	6.1	49	4/29	59.0
Wuerffel	91	42	518	46.2	5.69	4	4.4	8	8.8	47	18/116	42.3
Nussmeier	32	18	183	56.3	5.72	0	0.0	3	9.4	24	6/32	33.7
Bates	1	1	21	100.0	21.00	1	100.0	0	0.0	21	0/0	158.3
Hill	0	0	0	—	—	0	—	0	—	—	—/—	—
<b>Saints</b>	<b>458</b>	<b>228</b>	<b>2901</b>	<b>49.8</b>	<b>6.33</b>	<b>13</b>	<b>2.8</b>	<b>33</b>	<b>7.2</b>	<b>89</b>	<b>50/317</b>	<b>49.4</b>
<b>Opponents</b>	<b>518</b>	<b>293</b>	<b>3289</b>	<b>56.6</b>	<b>6.35</b>	<b>21</b>	<b>4.1</b>	<b>16</b>	<b>3.1</b>	<b>52</b>	<b>59/408</b>	<b>76.3</b>

# SAINTS STATISTICS

## 1998

### RECORD: 6-10

### FINISH: 3rd-NFC WEST

Date	W/L	Score	Opponent	Attendance	SCORING	TD	Ru	Pa	Rt	PAT	FG	S	TP	INTERCEPTIONS	No	Yds	Avg	LG	TD			
9/6	W	24-17	at St. Louis	56,943	Brien	0	0	0	0	31/31	20/22	0	91	Knight	6	171	28.5	91t	2			
9/13	W	19-14	Carolina	51,915	Cleeland	6	0	2	0	0	36	0	36	Drakeford	4	76	19.0	32t	1			
9/27	Wot	19-13	at Indianapolis	48,480	Cota	5	2	6	1	0	30	0	30	Cota	4	16	4.0	4	0			
10/4	L	27-30	New England	56,172	Bech	3	0	3	0	0	18	0	18	Kelly	2	104	52.0	79t	1			
10/11	L	0-31	San Francisco	62,811	Hastings	3	0	3	0	0	18	0	18	Weary	2	64	32.0	63t	1			
10/18	L	23-31	at Atlanta	60,774	L. Smith	3	1	2	0	0	18	0	18	Molden	2	35	17.5	24	0			
10/25	W	9-3	Tampa Bay	52,695	Knight	2	0	2	0	0	12	0	12	Glover	1	0	0.0	0	0			
11/1	L	17-31	at Carolina	62,514	Poole	2	0	2	0	0	12	0	12	Saints	21	466	22.2	91t	5			
11/8	L	24-31	at Minnesota	63,779	Collins	1	1	0	0	0	6	0	6	Opponents	19	186	9.8	56t	3			
11/15	W	24-3	St. Louis	46,430	T. Davis	1	1	0	0	0	6	0	6									
11/22	L	20-31	at San Francisco	68,429	Dawkins	1	0	1	0	0	6	0	6	PUNTING	No	Yds	Avg	Net	TB	LG	B	
11/29	L	10-30	at Miami	73,216	Drakeford	1	0	0	1	0	6	0	6	Royals	88	4017	45.6	36.0	10	26	64	
12/6	W	22-3	Dallas	65,065	Fields	1	0	0	1	0	6	0	6	Brien	2	72	36.0	26.0	1	0	37	
12/13	L	17-27	Atlanta	61,678	J. Johnson	1	0	0	1	0	6	0	6	Saints	90	4089	45.4	35.8	11	26	64	
12/20	L	17-19	at Arizona	51,617	Kelly	1	0	0	1	0	6	0	6	Opponents	75	3263	43.5	36.7	1	5	18	0
12/27	L	33-45	Buffalo	39,707	Kei. Mitchell	1	0	0	1	0	6	0	6	PUNT RET	Ret	FC	Yds	Avg	LG	TD		

TEAM STATISTICS	N.O.	OPP.
<b>TOTAL FIRST DOWNS</b>	<b>258</b>	<b>326</b>
Rushing	67	86
Passing	165	208
Penalty	26	32

3rd Down: Made/Att.	77/215	99/226
3rd Down: Pct.	35.8	43.8
4th Down: Made/Att.	6/17	4/9
4th Down: Pct.	35.3	44.4

<b>POSSESSION AVG.</b>	<b>28:03</b>	<b>31:57</b>
<b>TOTAL NET YARDS</b>	<b>4463</b>	<b>5668</b>

Avg. Per Game	278.9	354.3
Total Plays	966	1053
Avg. Per Play	4.6	5.4

<b>NET YARDS RUSHING</b>	<b>1325</b>	<b>1700</b>
Avg. Per Game	82.8	106.3
Total Rushes:	374	467

<b>NET YARDS PASSING</b>	<b>3138</b>	<b>3968</b>
Avg. Per Game	196.1	248.0
Sacked/Yards Lost	57/376	47/288

Gross Yards	3514	4256
Att./Completions	535/278	539/328
Completion Pct.	52.0	60.9

Had Intercepted	19	21
<b>PUNTS/AVERAGE</b>	<b>90/45.4</b>	<b>75/43.5</b>
<b>NET PUNTING AVG.</b>	<b>90/35.8</b>	<b>75/36.7</b>

<b>PENALTIES/YARDS</b>	<b>121/928</b>	<b>132/1164</b>
<b>FUMBLES/BALL LOST</b>	<b>28/14</b>	<b>24/11</b>
<b>TOUCHDOWNS</b>	<b>35</b>	<b>40</b>

Rushing	6	13
Passing	19	24
Returns	10	3

<b>Score by Periods</b>	<b>1</b>	<b>2</b>	<b>3</b>	<b>4</b>	<b>OT</b>	<b>TD</b>
<b>Saints</b>	<b>50</b>	<b>125</b>	<b>41</b>	<b>83</b>	<b>6</b>	<b>305</b>
<b>Opponents</b>	<b>74</b>	<b>126</b>	<b>74</b>	<b>85</b>	<b>0</b>	<b>359</b>

Robbins	1	0	0	1	0	6		
Weary	1	0	0	1	0	6		
Zellars	1	1	0	0	0	6		
Martin	0	0	0	0	1	2		
<b>Saints</b>	<b>35</b>	<b>6</b>	<b>19</b>	<b>10</b>	<b>31/31</b>	<b>20/22</b>	<b>2</b>	<b>305</b>
<b>Opponents</b>	<b>40</b>	<b>13</b>	<b>24</b>	<b>3</b>	<b>39/39</b>	<b>26/33</b>	<b>0</b>	<b>359</b>

2 Pt. Conv.: Saints 0-3, Opp. 1-1

**SACKS:** Glover 10.0, J. Johnson 7.0, Fields 6.0, Tomich 6.0, Martin 3.0, Kei. Mitchell 2.5, Kevin Mitchell 2.5, Cherry 2.0, Cota 2.0, Hewitt 2.0, Alenga 1.0, Bordano 1.0, Robbins 1.0, Wilson 1.0, **Saints 47.0, Opp. 57.0**

RUSHING	No	Yds	Avg	LG	TD
L. Smith	138	457	3.3	33	1
Craver	45	180	4.0	25	2
Zellars	56	162	2.9	15t	1
Collins	23	113	4.9	20	1
T. Davis	55	143	2.6	14	1
Perry	30	122	4.1	19	0
Wuerffel	11	60	5.5	18	0
Tolliver	3	43	3.9	16	0
Hastings	3	32	10.7	16	0
Hoibert	2	13	6.5	14	0
<b>Saints</b>	<b>374</b>	<b>1325</b>	<b>3.5</b>	<b>33</b>	<b>6</b>
<b>Opponents</b>	<b>467</b>	<b>1700</b>	<b>3.6</b>	<b>61t</b>	<b>13</b>

RECEIVING	No	Yds	Avg	LG	TD
Cleeland	54	684	12.7	53	6
Dawkins	53	823	15.5	64t	1
Hastings	35	455	13.0	89t	3
Craver	33	214	6.5	49	2
Poole	24	509	21.2	82t	2
L. Smith	24	249	10.4	35t	2
T. Davis	16	99	6.2	19	0
Bech	14	264	18.9	72t	3
Guliford	10	124	12.4	24	2
Zellars	10	50	5.0	14	0
Farquhar	1	13	13.0	13	0
Slutzker	1	10	10.0	10	0
Wilcox	1	10	10.0	10	0
T. Johnson	1	8	8.0	8	0
Perry	1	2	2.0	2	0
<b>Saints</b>	<b>278</b>	<b>3514</b>	<b>12.6</b>	<b>89t</b>	<b>19</b>
<b>Opponents</b>	<b>328</b>	<b>4256</b>	<b>13.0</b>	<b>81t</b>	<b>24</b>

Hastings	22	17	307	14.0	76	0
Guliford	10	7	101	10.1	40	0
<b>Saints</b>	<b>32</b>	<b>24</b>	<b>408</b>	<b>12.8</b>	<b>76</b>	<b>0</b>
<b>Opponents</b>	<b>53</b>	<b>5</b>	<b>649</b>	<b>12.2</b>	<b>55</b>	<b>0</b>

**KICKOFF RET** No Yds Avg LG TD

Ismail	28	590	21.1	39	0
Guliford	18	431	23.9	34	0
Craver	7	212	30.3	100t	1
Little	4	64	16.0	20	0
T. Davis	2	21	10.5	19	0
Bech	1	20	20.0	20	0
Hastings	1	16	16.0	16	0
Tomich	1	0	0.0	0	0
<b>Saints</b>	<b>62</b>	<b>1354</b>	<b>21.8</b>	<b>100t</b>	<b>1</b>
<b>Opponents</b>	<b>52</b>	<b>1128</b>	<b>21.7</b>	<b>51</b>	<b>0</b>

**FIELD GOALS** 1-19 20-29 30-39 40-49 50-59

Brien	0/0	7/7	3/3	6/6	4/6
<b>Saints</b>	<b>0/0</b>	<b>7/7</b>	<b>3/3</b>	<b>6/6</b>	<b>4/6</b>
<b>Opponents</b>	<b>1/1</b>	<b>5/5</b>	<b>11/12</b>	<b>6/10</b>	<b>3/5</b>

**Brien:** (36G) (46G, 56G) (22G, 20G) (21G, 37G) ( ) ( ) (46G, 50G, 41G) (49G) (20G) (26G) (47G, 53N, 22G) (43G) (53G, 53G) (36G) (28G, 54B)( )

**Opponents:** (34G) (45N) (52G, 19G) (34G, 49G, 27G) (42G, 45N, 37G, 43G) (22G, 45N) (52G, 32N, 48N) (54G) (28G) (33G, 53N) (45G) (27G, 32G, 34G) (33G) (49G, 33G) (51N, 21G, 38G, 46G, 36G) (35G)

**1998 NFC WEST STANDINGS**

	Saints Finish: 3			Pct.
	W	L	T	
Atlanta	14	2	0	.875
San Francisco	12	4	0	.750
<b>New Orleans</b>	<b>6</b>	<b>10</b>	<b>0</b>	<b>.375</b>
Carolina	4	12	0	.250
St. Louis	4	12	0	.250

PASSING	Att	Cmp	Yds	Cmp%	Yds/Att	TD	TD%	Int	Int%	Long	Sk/Yds	Rating
Tolliver	199	110	1427	55.3	7.17	8	4.0	4	2.0	82t	11/88	83.1
Collins	191	94	1202	49.2	6.29	4	2.1	10	5.2	89t	21/140	54.5
Wuerffel	119	62	695	52.1	5.84	5	4.2	5	4.2	64t	23/131	66.3
Hoibert	23	11	170	47.8	7.39	1	4.3	0	0.0	35t	2/17	87.2
L. Smith	2	1	20	50.0	10.00	1	50.0	0	0.0	20t	0/0	125.0
Craver	1	0	0	0.0	0.00	0	0.0	0	0.0	0	0/0	39.6
<b>Saints</b>	<b>535</b>	<b>278</b>	<b>3514</b>	<b>52.0</b>	<b>6.57</b>	<b>19</b>	<b>3.6</b>	<b>19</b>	<b>3.6</b>	<b>89t</b>	<b>57/376</b>	<b>69.8</b>
<b>Opponents</b>	<b>539</b>	<b>328</b>	<b>4256</b>	<b>60.9</b>	<b>7.90</b>	<b>24</b>	<b>4.5</b>	<b>21</b>	<b>3.9</b>	<b>81t</b>	<b>47/288</b>	<b>84.3</b>



HISTORY • RECORDS • ADMINISTRATION • FOOTBALL • OWNERSHIP

# SAINTS STATISTICS

## 1999

### RECORD: 3-13

### FINISH: 5th-NFC WEST

Date	W/L	Score	Opponent	Attendance	SCORING	TD	Ru	Pa	Rt	PAT	FG	S	TP	INTERCEPTIONS	No	Yds	Avg	LG	TD	
9/12	W	19-10	Carolina	58,166	Brien	0	0	0	0	20/21	24/29	0	92	Ambrose	6	27	4.5	16	0	
9/19	L	21-28	at San Francisco	67,685	Poole	6	0	6	0	0	0	0	36	Clay	3	32	10.7	24	0	
10/3	L	10-14	at Chicago	66,944	Kennison	4	0	4	0	0	0	0	26	Kei, Mitchell	3	22	7.3	18	0	
10/10	L	17-20	Atlanta	57,289	Tolliver	3	3	0	0	0	0	0	18	Weary	2	49	24.5	27	0	
10/17	L	21-24	Tennessee	51,875	Delhomme	2	2	0	0	0	0	0	12	Fields	2	0	0.0	0	0	
10/24	L	3-31	at New York Giants	77,982	Ri, Williams	2	2	0	0	0	0	0	12	Kelly	1	6	6.0	6	0	
10/31	L	16-21	Cleveland	48,817	Bech	1	0	1	0	0	0	0	6	Molden	1	2	2.0	2	0	
11/7	L	16-31	Tampa Bay	47,129	Cleeland	1	0	1	0	0	0	0	8	Knight	1	0	0.0	0	0	
11/14	W	24-6	San Francisco	52,198	Dawsey	1	0	1	0	0	0	0	6	Saints	19	138	7.3	27	0	
11/21	L	23-41	at Jacksonville	69,772	Drakeford	1	0	0	1	0	0	0	6	Opponents	30	483	16.1	64t	4	
11/28	L	12-43	at St. Louis	65,864	Hastings	1	0	1	0	0	0	0	6							
12/5	L	12-35	at Atlanta	62,568	Hobert	1	1	0	0	0	0	0	6	PUNTING	No	Yds	Avg	Nt	LG	LB
12/12	L	14-30	St. Louis	46,838	Slutzker	1	0	1	0	0	0	0	6	Kemison	35	23	258	7.4	18	0
12/19	L	8-31	at Baltimore	67,597	L. Smith	1	0	1	0	0	0	0	6	Brien	1	20	20.0	20.0	0	1
12/24	W	31-24	Dallas	47,835	Weary	1	0	0	1	0	0	0	6	Saints	83	3282	39.5	34.9	5	15
1/2	L	13-45	at Carolina	56,929	Wuerffel	1	1	0	0	0	0	0	6	Opponents	77	3183	41.3	36.2	7	24

TEAM STATISTICS	N.O.	OPP.
<b>TOTAL FIRST DOWNS</b>	<b>288</b>	<b>297</b>
Rushing	97	105
Passing	159	170
Penalty	32	22
3rd Down: Made/Att.	74/220	79/204
3rd Down: Pct.	33.6	38.7
4th Down: Made/Att.	8/22	8/11
4th Down: Pct.	36.4	72.7

POSSESSION AVG.	30:54	29:06
<b>TOTAL NET YARDS</b>	<b>4983</b>	<b>5318</b>
Avg. Per Game	311.4	332.4
Total Plays	1055	966
Avg. Per Play	4.7	5.5

NET YARDS RUSHING	1690	1774
Avg. Per Game	105.6	110.9
Total Rushes	461	432

NET YARDS PASSING	3293	3544
Avg. Per Game	205.8	221.5
Sacked/Yards Lost	41/305	45/277
Gross Yards	3598	3821
Att./Completions	553/288	489/291
Completion Pct.	52.1	59.5
Had Intercepted	30	19

PUNTS/AVERAGE	83/39.5	77/41.3
<b>NET PUNTING YARDS</b>	<b>83/34.9</b>	<b>77/36.2</b>
FIELD GOALS/BALL LOST	26/9	22/15
<b>TOUCHDOWNS</b>	<b>27</b>	<b>55</b>

TOUCHDOWNS	27	55
Rushing	9	15
Passing	16	34
Returns	2	6

Score by Periods	1	2	3	4	OT	TD
<b>Saints</b>	<b>59</b>	<b>91</b>	<b>39</b>	<b>71</b>	<b>0</b>	<b>260</b>
<b>Opponents</b>	<b>79</b>	<b>124</b>	<b>104</b>	<b>127</b>	<b>0</b>	<b>434</b>

Saints	27	9	16	2	20/21	24/29	0	260
<b>Opponents</b>	<b>55</b>	<b>15</b>	<b>34</b>	<b>6</b>	<b>54/54</b>	<b>16/23</b>	<b>0</b>	<b>434</b>

**2-Pt. Conv.:** Bech, Cleeland, Kennison, Saints  
**3-6, Opp. 1-1**  
**SACKS:** Glover 8.5, Whitehead 7.0, B. Smith 6.0, Wilson 5.5, Martin 4.5, Fields 4.0, Kei, Mitchell 3.5, Tomich 3.0, Robbins 2.0, Hewitt 1.0, Saints 45.0, Opp. 41.0

RUSHING	No	Yds	Avg	LG	TD
Ri, Williams	253	884	3.5	25	2
L. Smith	60	205	3.4	24	0
Perry	48	180	3.8	22	0
Tolliver	26	142	5.5	33	3
Delhomme	11	72	6.5	27	2
Hobert	12	47	3.9	10	1
Craver	17	40	2.4	8	0
Dawsey	20	32	1.6	7	0
Wuerffel	2	29	14.5	29t	1
Kennison	3	20	6.7	15	0
Philyaw	4	16	4.0	18	0
Poole	1	14	14.0	14	0
Barnhardt	1	4	4.0	4	0
Hastings	1	4	4.0	4	0
Powell	1	1	1.0	1	0
Franklin	1	0	0.0	0	0
<b>Saints</b>	<b>461</b>	<b>1690</b>	<b>3.7</b>	<b>33</b>	<b>9</b>
<b>Opponents</b>	<b>432</b>	<b>1774</b>	<b>4.1</b>	<b>40</b>	<b>15</b>

RECEIVING	No	Yds	Avg	LG	TD
Kennison	61	835	13.7	90t	4
Poole	42	796	19.0	67t	6
Hastings	40	564	14.1	42	1
Ri, Williams	28	172	6.1	29	0
Cleeland	26	325	12.5	31	1
L. Smith	20	151	7.6	26	0
Craver	19	154	8.1	29	0
Dawsey	16	196	12.3	57	1
Slutzker	11	164	14.9	42	1
Davis	7	53	7.6	20	0
Wilcox	6	61	10.2	19	0
Bech	4	65	16.3	23t	1
Perry	4	26	6.5	11	0
Philyaw	2	23	11.5	14	0
Franklin	2	13	6.5	8	0
<b>Saints</b>	<b>288</b>	<b>3598</b>	<b>12.5</b>	<b>90t</b>	<b>16</b>
<b>Opponents</b>	<b>291</b>	<b>3821</b>	<b>13.1</b>	<b>62t</b>	<b>34</b>

PUNT RET	Ret	FC	Yds	Avg	LG	TD
Kemison	35	23	258	7.4	18	0
<b>Saints</b>	<b>35</b>	<b>23</b>	<b>258</b>	<b>7.4</b>	<b>18</b>	<b>0</b>
<b>Opponents</b>	<b>43</b>	<b>25</b>	<b>283</b>	<b>6.6</b>	<b>74t</b>	<b>1</b>

KICKOFF RET	No	Yds	Avg	LG	TD
Philyaw	53	1165	22.0	55	0
Davis	20	424	21.2	35	0
Perry	2	6	3.0	16	0
Bech	1	12	12.0	12	0
Craver	1	3	3.0	3	0
Dawsey	1	20	20.0	20	0
Gammon	1	9	9.0	9	0
<b>Saints</b>	<b>79</b>	<b>1639</b>	<b>20.7</b>	<b>55</b>	<b>0</b>
<b>Opponents</b>	<b>60</b>	<b>1473</b>	<b>24.6</b>	<b>95t</b>	<b>1</b>

FIELD GOALS	1-19	20-29	30-39	40-49	50+
Brien	0/0	9/11	6/7	7/9	2/2
<b>Saints</b>	<b>0/0</b>	<b>9/11</b>	<b>6/7</b>	<b>7/9</b>	<b>2/2</b>
<b>Opponents</b>	<b>1/1</b>	<b>2/2</b>	<b>7/8</b>	<b>4/8</b>	<b>2/4</b>

**Brien:** (46G, 21G) ( ) (30G) (28N, 42N, 49N) (24G, 42G) (25G) (47N, 49G, 22G, 46G) (29G, 39G, 37G) (28G) (52G, 39N) (51G, 42G, 45G, 35G, 24N) (24G, 34G) (29G, 26G) ( ) (32G) ( )  
**Opponents:** (52G, 53N) ( ) (32N) (36G, 44G) (42N, 19G) (41G) (46N) (35G, 31N) (52G, 42G) (45G, 32G) ( ) ( ) (40G, 30G, 41N, 40N, 38G) (36G) (33G) (27G)

1999 NFC WEST STANDINGS			
Saints Finish: 5th place			
	W	L	Pct.
St. Louis	13	3	0 .813
Carolina	8	8	0 .500
Atlanta	5	11	0 .313
San Francisco	4	12	0 .250
<b>New Orleans</b>	<b>3</b>	<b>13</b>	<b>0 .188</b>

PASSING	Att	Cmp	Yds	Cmp%	Yds/Att	TD	TD%	Int	Int%	Long	Sk/Yds	Rating
Tolliver	268	139	1916	51.9	7.15	7	2.6	16	6.0	57	19/152	58.9
Hobert	159	85	970	53.5	6.10	6	3.8	6	3.8	90t	11/79	68.9
Delhomme	76	42	521	55.3	6.86	3	3.9	5	6.6	51t	6/42	62.4
Wuerffel	48	22	191	45.8	3.98	0	0.0	3	6.3	22	5/32	30.8
L. Smith	1	0	0	0.0	0.00	0	0.0	0	0.0	0	0/0	39.6
Ri, Williams	1	0	0	0.0	0.00	0	0.0	0	0.0	0	0/0	39.6
<b>Saints</b>	<b>553</b>	<b>288</b>	<b>3598</b>	<b>52.1</b>	<b>6.51</b>	<b>16</b>	<b>2.9</b>	<b>30</b>	<b>5.4</b>	<b>90t</b>	<b>41/305</b>	<b>59.6</b>
<b>Opponents</b>	<b>489</b>	<b>291</b>	<b>3821</b>	<b>59.5</b>	<b>7.81</b>	<b>34</b>	<b>7.0</b>	<b>19</b>	<b>3.9</b>	<b>62t</b>	<b>45/277</b>	<b>91.2</b>

OWNERSHIP • FOOTBALL • ADMINISTRATION • RECORDS • HISTORY

# SAINTS STATISTICS

## 2000

### RECORD: 10-6

### FINISH: 1st-NFC WEST



HISTORY • RECORDS • ADMINISTRATION • FOOTBALL • OWNERSHIP

Date	W/L	Score	Opponent	Attendance	SCORING	TD	Ru	Pa	Rt	PAT	FG	S	TP	INTERCEPTIONS	No	Yds	Avg	LG	TD		
9/3	L	10-14	Detroit	64,900	Brien	0	0	0	0	37/37	23/29	0	106	Knight	5	68	13.6	37	2		
9/10	W	28-27	at San Diego	51,300	R. Williams	9	8	1	0	0	54	0	54	Molden	3	24	8.0	24	0		
9/17	L	10-20	at Seattle	59,513	Horn	8	0	8	0	0	48	0	48	Perry	3	3	1.0	3	0		
9/24	L	7-21	Philadelphia	64,900	Jackson	6	0	6	0	0	36	0	36	D. Smith	2	56	28.0	41	1		
10/8	W	31-10	at Chicago	66,944	A. Glover	4	0	4	0	0	24	0	24	Weary	2	27	13.5	27	0		
10/15	W	24-6	Carolina	50,015	Allen	2	2	0	0	0	14	0	14	Oldham	2	0	0.0	0	0		
10/22	W	21-19	at Atlanta	56,508	Brooks	2	2	0	0	0	12	0	12	D. Howard	1	46	46.0	46	0		
10/29	W	21-10	at Arizona	35,016	Knight	2	0	2	0	0	12	0	12	Mitchell	1	40	40.0	40	1		
11/5	W	31-15	San Francisco	64,900	Mitchell	2	0	2	0	0	12	0	12	Mathis	1	0	0.0	0	0		
11/12	W	20-10	at Carolina	72,981	Blake	1	1	0	0	0	6	0	6	Saints	20	264	13.2	46	4		
11/19	L	22-31	Oakland	64,900	Hall	1	0	1	0	0	6	0	6	Opponents	15	125	8.3	35	1		
11/26	W	31-24	at St. Louis	66,064	Milne	1	0	1	0	0	6	0	6								
12/3	L	23-38	Denver	64,900	Moore	1	1	0	0	0	6	0	6	PUNTING	No	Yds	Avg	Net	TB	LG	B
12/10	W	31-27	at San Francisco	67,892	Poole	1	0	1	0	0	6	0	6	Gowin	74	3043	41.1	32.3	8	22	58
12/17	W	23-7	Atlanta	64,900	D. Smith	1	0	1	0	0	6	0	6	Saints	74	3043	41.1	32.3	8	22	58
12/24	L	21-26	St. Louis	64,900	Saints	41	14	22	5	37/37	23/29	0	354	Opponents	74	3024	40.9	35.7	2	19	62

TEAM STATISTICS	N.O.	OPP.	2-Pt. Conv.	PUNT RET	Ret	FC	Yds	Avg	LG	TD
<b>TOTAL FIRST DOWNS</b>	<b>312</b>	<b>279</b>	Allen, Saints 1-4, Opp. 2-5	Morton	30	14	278	9.3	51	0
Rushing	117	95	SACKS: L. Glover 17.0, Johnson 12.0, D. Howard 11.0, Mitchell 6.5, Whitehead 5.5, Hand 3.0, Fields 2.0, Knight 2.0, Oldham 2.0, D. Smith 2.0, Weary 2.0, Clarke 1.0, Saints 66.0, Opp. 39.0	Canby	9	2	45	5.0	13	0
Passing	169	159		Mathis	1	1	5	5.0	5	0
Penalty	26	25		Wilson	0	0	11	---	11	0
3rd Down Made/Att	97/227	80/204		Saints	40	17	339	8.5	51	0
3rd Down Pct.	42.7	39.2		Opponents	37	17	494	13.4	95	2
4th Down Made/Att	10/17	4/14								
4th Down Pct.	58.8	28.6								

POSSESSION AVG.	31:27	28:33	RUSHING	No	Yds	Avg	LG	TD	KICKOFF RET	No	Yds	Avg	LG	TD
<b>TOTAL NET YARDS</b>	<b>5397</b>	<b>4743</b>	Blake	57	243	4.3	20	1	McAfee	10	251	25.1	52	0
Avg. Per Game	337.3	296.4	Allen	46	179	3.9	18	2	Mathis	8	187	23.4	40	0
Total Plays	1041	949	Brooks	41	170	4.1	29	2	Allen	0	6	---	6	0
Avg. Per Play	5.2	5.0	Moore	37	156	4.2	40	1	Saints	62	1473	23.8	68	0
<b>NET YARDS RUSHING</b>	<b>2068</b>	<b>1672</b>	Morton	36	136	3.8	16	0	Opponents	71	1743	24.5	93	2
Avg. Per Game	129.3	104.5	T. Smith	29	131	4.5	16	0						
Total Rushes	505	395	McAfee	2	37	18.5	40	0	<b>FIELD GOALS</b>	<b>1-19</b>	<b>20-29</b>	<b>30-39</b>	<b>40-49</b>	<b>50+</b>
<b>NET YARDS PASSING</b>	<b>3329</b>	<b>3071</b>	Horn	6	10	1.7	16	0	Brien	1/1	6/6	4/5	12/15	0/2
Avg. Per Game	208.1	191.9	Gowin	1	5	5.0	5	0	Saints	1/1	6/6	4/5	12/15	0/2
Sacked/Yards Lost	39/244	66/378	Milne	2	-1	0.5	1	0	Opponents	1/1	3/3	6/11	6/7	2/2
Gross Yards	3573	3449	Saints	505	2068	4.1	40	14						
Att./Completions	497/298	488/285	Opponents	395	1672	4.2	47	14						
Completion Pct.	60.0	58.4												

PUNTS/AVERAGE	74/41.1	74/40.9	RECEIVING	No	Yds	Avg	LG	TD
<b>NET PUNTING AVG.</b>	<b>74/32.3</b>	<b>74/35.7</b>	Horn	94	1340	14.3	52	8
<b>PENALTIES/YARDS</b>	<b>124/1024</b>	<b>105/837</b>	R. Williams	44	409	9.3	24	1
<b>FUMBLES/BALL LOST</b>	<b>26/11</b>	<b>24/15</b>	Jackson	37	523	14.1	53	6
<b>TOUCHDOWNS</b>	<b>41</b>	<b>36</b>	Morton	30	213	7.1	35	0
Rushing	14	14	A. Glover	21	293	14.0	49	1
Passing	22	17	Reed	16	206	12.9	22	0
Returns	5	5	T. Smith	12	65	5.4	10	0
			Wilson	11	154	14.0	30	0
			Hall	5	33	6.6	13	1
			Milne	5	33	6.6	15	1
			Turley	1	16	16.0	16	0
			Allen	1	7	7.0	7	0
			Saints	298	3573	12.0	53	22
			Opponents	285	3449	12.1	69	17

Score by Periods	1	2	3	4	OT	TD	TD%	Int	Int%	Long	Sk/Yds	Rating
Saints	66	111	67	110	0	354						
Opponents	58	111	51	85	0	305						

2000 NFC WEST STANDINGS												
Saints Finish: 1st place												
	W	L	T	Pct.								
New Orleans	10	6	0	.625								
St. Louis	10	6	0	.625								
Carolina	7	9	0	.438								
San Francisco	6	10	0	.375								
Atlanta	4	12	0	.250								

PASSING	Att	Cmp	Yds	Cmp%	Yds/Att	TD	TD%	Int	Int%	Long	Sk/Yds	Rating
Blake	302	184	2025	60.9	6.71	13	4.3	9	3.0	49	24/150	82.7
Brooks	194	113	1514	58.2	7.80	9	4.6	6	3.1	53	15/94	85.7
R. Williams	1	1	34	100.0	34.00	0	0.0	0	0.0	34	0/0	118.8
Saints	497	298	3573	60.0	7.19	22	4.4	15	3.0	53	39/244	84.2
Opponents	488	285	3449	58.4	7.07	17	3.5	20	4.1	69	66/378	74.7

# SAINTS STATISTICS

## 2001

### RECORD: 7-9

### FINISH: 3rd-NFC WEST

Date	W/L	Score	Opponent	Attendance
9/9	W	24-6	at Buffalo	71,447
9/30	L	13-21	at New York Giants	78,451
<b>10/7</b>	<b>W 28-15</b>	<b>Minnesota</b>	<b>70,020</b>	
10/14	W	27-25	at Carolina	72,049
<b>10/21</b>	<b>L 13-20</b>	<b>Atlanta</b>	<b>70,020</b>	
10/28	W	34-31	at St. Louis	66,189
<b>11/4</b>	<b>L 9-16</b>	<b>New York Jets</b>	<b>70,020</b>	
11/11	L	27-28	at San Francisco	68,083
<b>11/18</b>	<b>W 34-20</b>	<b>Indianapolis</b>	<b>70,020</b>	
11/25	L	17-34	at New England	60,292
<b>12/2</b>	<b>W 27-23</b>	<b>Carolina</b>	<b>70,020</b>	
12/9	W	28-10	at Atlanta	68,826
<b>12/17</b>	<b>L 21-34</b>	<b>St. Louis</b>	<b>70,332</b>	
12/23	L	21-48	at Tampa Bay	65,256
<b>12/30</b>	<b>L 10-40</b>	<b>Washington</b>	<b>70,020</b>	
<b>1/6</b>	<b>L 0-38</b>	<b>San Francisco</b>	<b>70,020</b>	

SCORING	TD	Ru	Pa	Rt	PAT	FG	S	TP
Carney	0	0	0	0	32/32	27/31	0	113
Horn	9	0	0	0	0	54	0	54
R. Williams	7	6	1	0	0	42	0	42
W. Jackson	5	0	5	0	0	32	0	32
Cleeland	4	0	4	0	0	24	0	24
B. Williams	3	0	3	0	0	18	0	18
Connell	2	0	2	0	0	12	0	12
T. Smith	2	1	1	0	0	12	0	12
T. Smith	2	0	2	0	0	12	0	12
Brooks	1	1	0	0	0	6	0	6
Oldham	1	0	1	0	0	6	0	6
<b>Saints</b>	<b>36</b>	<b>8</b>	<b>27</b>	<b>1</b>	<b>32/32</b>	<b>27/31</b>	<b>1</b>	<b>333</b>
<b>Opponents</b>	<b>47</b>	<b>15</b>	<b>30</b>	<b>2</b>	<b>42/42</b>	<b>27/31</b>	<b>0</b>	<b>409</b>

2-Pt. Conv.: W. Jackson, Saints 1-4, Opp. 2-5

**SACKS:** Clemons 13.5, Johnson 9.0, Glover 8.0, Howard 6.0, Hand 3.5, Oldham 2.5, Bellamy 2.0, K. Mitchell 2.0, Whitehead 2.0, D. Smith 1.5, Chase 1.0, S. Knight 1.0, Mathis 1.0, Saints 53.0, Opp. 50.0

RUSHING	No	Yds	Avg	LG	TD
R. Williams	313	1245	4.0	46	6
Brooks	80	358	4.5	26	1
McAllister	16	91	5.7	54	1
T. Smith	5	8	1.6	6	0
Connell	1	6	6.0	6	0
Horn	1	4	4.0	4	0
McAfee	1	2	2.0	2	0
Blake	1	-1	-1.0	-1	0
Carney	1	-1	-1.0	-1	0
<b>Saints</b>	<b>419</b>	<b>1712</b>	<b>4.1</b>	<b>54</b>	<b>8</b>
<b>Opponents</b>	<b>443</b>	<b>1715</b>	<b>3.9</b>	<b>55</b>	<b>15</b>

RECEIVING	No	Yds	Avg	LG	TD
Horn	83	1265	15.2	56	9
W. Jackson	81	1046	12.9	63	5
R. Williams	60	511	8.5	42	1
R. Wilson	21	277	13.2	44	0
Bo. Williams	20	202	10.1	26	3
McAllister	13	166	11.1	22	1
Cleeland	13	138	10.6	19	4
Connell	12	191	15.9	46	2
McCarthy	1	-2	-2.0	-2	0
T. Smith	4	30	7.5	12	2
L. Hall	2	15	7.5	9	0
Stachelski	1	5	5.0	5	0
<b>Saints</b>	<b>313</b>	<b>3844</b>	<b>12.3</b>	<b>63</b>	<b>27</b>
<b>Opponents</b>	<b>278</b>	<b>3678</b>	<b>13.2</b>	<b>86</b>	<b>30</b>

INTERCEPTIONS	No	Yds	Avg	LG	TD
S. Knight	6	114	19.0	40	0
Bellamy	3	21	7.0	21	0
Mathis	2	34	17.0	23	0
Howard	1	37	37.0	37	0
Clemons	1	3	3.0	3	0
Oldham	1	0	0.0	0	0
Thomas	1	0	0.0	0	0
<b>Saints</b>	<b>15</b>	<b>209</b>	<b>13.9</b>	<b>40</b>	<b>0</b>
<b>Opponents</b>	<b>22</b>	<b>189</b>	<b>8.6</b>	<b>36</b>	<b>1</b>

**PUNTING** No Yds Avg Net TB I20 LG B  
Gowin 76 3180 41.8 35.8 7 24 62 0  
**Saints** **76 3180 41.8 35.8 7 24 62 0**  
**Opp.** **67 2917 43.5 38.3 3 19 70 0**

PUNT RET	Ret	FC	Yds	Avg	LG	TD
McGarity	19	9	183	9.6	42	0
Leewis	14	0	81	5.8	32	0
McAllister	4	4	24	6.0	10	0
<b>Saints</b>	<b>37</b>	<b>13</b>	<b>288</b>	<b>7.8</b>	<b>42</b>	<b>0</b>
<b>Opponents</b>	<b>36</b>	<b>18</b>	<b>316</b>	<b>8.8</b>	<b>70</b>	<b>1</b>

KICKOFF RET	No	Yds	Avg	LG	TD
McAllister	45	1091	24.2	63	0
Leewis	32	762	23.8	68	0
McAfee	6	144	24.0	34	0
Ackerman	2	11	5.5	11	0
Whitehead	2	19	9.5	12	0
<b>Saints</b>	<b>87</b>	<b>2027</b>	<b>23.3</b>	<b>68</b>	<b>0</b>
<b>Opponents</b>	<b>66</b>	<b>1472</b>	<b>22.3</b>	<b>86</b>	<b>0</b>

FIELD GOALS	1-19	20-29	30-39	40-49	50+
Carney	0/0	7/7	11/11	8/12	1/1
<b>Saints</b>	<b>0/0</b>	<b>7/7</b>	<b>11/11</b>	<b>8/12</b>	<b>1/1</b>
<b>Opponents</b>	<b>0/0</b>	<b>9/9</b>	<b>8/9</b>	<b>5/8</b>	<b>5/5</b>

**Carney:** (31G) (32G, 30G) (50G, 23G, 45G, 129G, 33G) (30G, 39G) (23G, 48B, 31G) (33G, 0) (44G, 44G, 23G, 27G) ( ) (43G, 42G, 35G, 36G) (46G, 48G) (48N, 43B, 1G) (42G, 24G) ( ) ( ) ( ) (29G, 42N) ( )

**Opponents:** (37G, 22G) ( ) ( ) (46G, 52G) (31G, 38G) (40N, 54G) (39G, 47G, 35N, 23G) ( ) (52G, 41G) (46N) (47G, 23G, 51G) (22G, 40N) (43G, 27G) (20G, 24G, 32G, 27G) (53G, 22G, 34G, 37G) (39G)

### 2001 NFC WEST STANDINGS

	Saints Finish: 3rd place			Pct.
	W	L	T	
St. Louis	14	2	0	.875
San Francisco	12	4	0	.750
<b>New Orleans</b>	<b>7</b>	<b>9</b>	<b>0</b>	<b>.438</b>
Atlanta	7	9	0	.438
Carolina	1	15	0	.063

TEAM STATISTICS	N.O.	OPP.
<b>TOTAL FIRST DOWNS</b>	<b>294</b>	<b>284</b>
Rushing	87	88
Passing	184	169
Penalty	23	27
3rd Down: Made/Att	89/227	80/201
3rd Down Pct.	39.2	39.8
4th Down: Made/Att	6/18	3/12
4th Down Pct.	33.3	25.0
<b>POSSESSION AVG.</b>	<b>29:24</b>	<b>30:36</b>
<b>TOTAL NET YARDS</b>	<b>5226</b>	<b>5070</b>
Avg. Per Game	326.6	316.9
Total Plays	1031	948
Avg. Per Play	5.1	5.3
<b>NET YARDS RUSHING</b>	<b>1712</b>	<b>1715</b>
Avg. Per Game	107.0	107.2
Total Rushes	419	443
<b>NET YARDS PASSING</b>	<b>3514</b>	<b>3355</b>
Avg. Per Game	219.6	209.7
Sacked/Yards Lost	50/330	53/323
Gross Yards	3844	3678
Att./Completions	562/313	452/278
Completion Pct.	55.7	61.5
Had Intercepted	22	15
<b>PUNTS/AVERAGE</b>	<b>76/41.8</b>	<b>67/43.5</b>
<b>NET PUNTING AVG.</b>	<b>76/35.8</b>	<b>67/38.3</b>
<b>PENALTIES/YARDS</b>	<b>119/1025</b>	<b>100/877</b>
<b>FUMBLES/BALL LOST</b>	<b>35/13</b>	<b>28/15</b>
<b>TOUCHDOWNS</b>	<b>36</b>	<b>47</b>
Rushing	8	15
Passing	27	30
Returns	1	2

Score by Periods	1	2	3	4	OT	TOT
<b>Saints</b>	<b>53</b>	<b>77</b>	<b>108</b>	<b>95</b>	<b>0</b>	<b>333</b>
<b>Opponents</b>	<b>120</b>	<b>120</b>	<b>47</b>	<b>122</b>	<b>0</b>	<b>409</b>

PASSING	Att	Cmp	Yds	Cmp%	Yds/Att	TD	TD%	Int	Int%	Long	Sk/Yds	Rating
Brooks	558	312	3832	55.9	6.87	26	4.7	22	3.9	63	50/330	76.4
McAllister	2	1	12	50.0	6.00	1	50.0	0	0.0	12	0/0	108.3
Blake	1	0	0	0.0	0.00	0	0.0	0	0.0	0	0/0	39.6
Horn	1	0	0	0.0	0.00	0	0.0	0	0.0	0	0/0	39.6
<b>Saints</b>	<b>562</b>	<b>313</b>	<b>3844</b>	<b>55.7</b>	<b>6.84</b>	<b>27</b>	<b>4.8</b>	<b>22</b>	<b>3.9</b>	<b>63</b>	<b>50/330</b>	<b>76.7</b>
<b>Opponents</b>	<b>452</b>	<b>278</b>	<b>3678</b>	<b>61.5</b>	<b>8.14</b>	<b>30</b>	<b>6.6</b>	<b>15</b>	<b>3.3</b>	<b>86</b>	<b>53/323</b>	<b>95.5</b>

OWNERSHIP • FOOTBALL • ADMINISTRATION • RECORDS • HISTORY



# SAINTS STATISTICS

## 2002

### RECORD: 9-7

### FINISH: 3rd-NFC SOUTH



Date	W/L	Score	Opponent	Attendance	SCORING	TD	Ru	Pa	Rt	PAT	FG	S	TP	INTERCEPTIONS	No	Yds	Avg	Long	TD		
9/8	Wot	26-20	at Tampa Bay	65,554	Carney	0	0	0	0	37/37	31/35	0	130	Thomas	5	80	16.0	43	0		
9/15	W	35-20	Green Bay	67,958	McAllister	16	13	3	0	0	0	0	96	S. Knight	5	36	7.2	17	0		
9/22	W	29-23	at Chicago	63,216	Stallworth	8	0	8	0	0	0	0	48	Bellamy	3	39	13.0	16	0		
9/29	L	21-26	at Detroit	60,023	Horn	7	0	7	0	0	0	0	44	D. Smith	2	21	10.5	17	0		
10/6	W	32-29	Pittsburgh	67,734	Pathon	4	0	4	0	0	0	0	24	Irvin	2	10	5.0	10	0		
10/13	W	43-27	at Washington	80,768	M. Lewis	3	0	3	0	0	0	0	18	D. Carter	1	25	25.0	25	0		
10/20	W	35-21	San Francisco	67,903	Reed	3	0	3	0	0	0	0	18	Allen	1	0	0.0	0	1		
10/27	L	35-37	Atlanta	67,883	Brooks	2	2	0	0	0	0	0	16	Hawthorne	1	0	0.0	0	0		
11/10	W	34-24	at Carolina	72,566	B. Williams	2	0	2	0	0	0	0	14	Saints	20	211	10.6	43	1		
11/17	L	17-24	at Atlanta	70,382	Allen	1	0	1	0	0	0	0	6	Opponents	15	220	14.7	78	1		
11/24	L	15-24	Cleveland	68,295	Craver	1	0	1	0	0	0	0	6								
12/1	W	23-20	Tampa Bay	68,226	Fenderson	1	1	0	0	0	0	0	6	PUNTING	No	Yds	Avg	Net	TB	LG	B
12/8	W	37-25	at Baltimore	69,334	Grant	1	0	1	0	0	0	0	6	Gowin	61	2553	41.9	36.9	6	15	59
12/15	L	31-32	Minnesota	67,851	Saints	49	16	27	6	37/37	31/35	0	432	Johnson	8	307	38.4	34.8	0	1	55
12/22	L	13-20	at Cincinnati	43,544	Opponents	45	18	25	2	39/40	23/28	1	388	Saints	69	2860	41.4	36.7	6	16	59
12/29	L	6-10	Carolina	66,946	2-Pt. Conv.:	Brooks	2	Horn	B. Williams,					Opponents	73	3118	42.7	33.3	3	20	71

TEAM STATISTICS	N.O.	OPP.				
<b>TOTAL FIRST DOWNS</b>	<b>291</b>	<b>327</b>				
Rushing	91	108				
Passing	169	191				
Penalty	31	28				
3rd Down: Made/Att.	92/224	87/223				
3rd Down: Pct.	41.1	39.0				
4th Down: Made/Att.	8/13	12/20				
4th Down: Pct.	61.5	60.0				
<b>POSSESSION AVG.</b>	<b>28:44</b>	<b>31:16</b>				
<b>TOTAL NET YARDS</b>	<b>5205</b>	<b>5796</b>				
Avg. Per Game	325.3	362.3				
Total Plays	1001	1071				
Avg. Per Play	5.2	5.4				
<b>NET YARDS RUSHING</b>	<b>1764</b>	<b>1991</b>				
Avg. Per Game	110.3	124.4				
Total Rushes	426	439				
<b>NET YARDS PASSING</b>	<b>3441</b>	<b>3805</b>				
Avg. Per Game	215.1	237.8				
Sacked/Yards Lost	37/244	39/253				
Gross Yards	3685	4058				
Att./Completions	538/291	593/343				
Completion Pct.	54.1	57.8				
Had Intercepted	15	20				
<b>PUNTS/AVERAGE</b>	<b>69/41.4</b>	<b>73/42.7</b>				
<b>NET PUNTING AVG.</b>	<b>69/36.7</b>	<b>73/33.3</b>				
<b>PENALTIES/YARDS</b>	<b>119/911</b>	<b>110/953</b>				
<b>FUMBLE/BALL LOST</b>	<b>29/15</b>	<b>29/18</b>				
<b>TOUCHDOWNS</b>	<b>49</b>	<b>45</b>				
Rushing	16	18				
Passing	27	25				
Returns	6	2				
<b>Score by Periods</b>	<b>1 2 3 4 OT</b>	<b>TOT</b>				
Saints	95	109	107	115	6	432
Opponents	67	134	78	109	0	388

SACKS:	HOWARD	GRANT	JACKSON	SMITH	WHITEHEAD	THOMAS	CLEMONS
Howard	8.0	Grant	7.0	Jackson	5.5	Thomas	5.0
Smith	3.5	K. Smith	3.5	Whitehead	3.0	Hand	2.5
S. Knight	2.0	Bellamy	1.5	Thomas	1.0		
Clemons	0.5	Saints	39.0	Opp.	37.0		

PUNT RET	RET	FC	YDS	AVG	LG	TD
M. Lewis	44	6	625	14.2	83	1
Craver	1	0	0	0.0	0	0
Saints	45	6	625	13.9	83	1
Opponents	38	14	209	5.5	29	0

KICKOFF RET	NO	YDS	AVG	LG	TD
M. Lewis	70	1807	25.8	97	2
Fenderson	2	43	21.5	22	0
Grant	2	10	5.0	10	0
McAfee	2	69	34.5	51	0
Bellamy	1	5	5.0	5	0
Cox	1	14	14.0	14	0
Whitehead	1	8	8.0	8	0
Saints	79	1956	24.8	97	2
Opponents	85	1817	21.4	70	0

FIELD GOALS	1-19	20-29	30-39	40-49	50+
Carney	0/0	9/9	11/13	11/12	0/1
Saints	0/0	9/9	11/13	11/12	0/1
Opponents	1/1	8/8	6/7	5/7	3/5

Carney: (28G, 41G) (39N) ( ) ( )  
 (40G, 48G, 31G, 48) (21G, 23G, 36G)  
 (46G, 55N, 31G, 22G) (40G, 40G) (39G, 23G)  
 (35G) (33G, 27G, 48G) (48N, 48G)  
 (34G, 28G) (40G, 34G, 27G)  
 (38G, 33N, 43G) (30G, 38G)

Opponents: (52G, 47B, 53N, 40G) (27G, 36G)  
 (31G, 25G, 58N, 25G) (23G, 34G, 23G, 38G) ( )  
 ( ) (24G, 41G) (31G, 32G, 47G) (19G) ( )  
 (39N, 42G) (28G) (42N, 51G) (26G) (41G) ( )  
 (50G)

#### 2002 NFC SOUTH STANDINGS

	Saints Finish: 3rd Place			Pct.
	W	L	T	
Tampa Bay	12	4	0	.750
Atlanta	9	6	1	.594
New Orleans	9	7	0	.562
Carolina	7	9	0	.438

PASSING	Att	Cmp	Yds	Cmp%	Yds/Att	TD	TD%	Int	Int%	Long	Sk/Yds	Rating
Brooks	528	283	3572	53.6	6.77	27	5.1	15	2.8	64	36/236	80.1
Delhomme	10	8	113	80.0	11.30	0	0.0	0	0.0	54	0/0	113.8
McAllister	0	0	0	—	—	0	—	0	—	—	—	—
<b>Saints</b>	<b>538</b>	<b>291</b>	<b>3685</b>	<b>54.1</b>	<b>6.85</b>	<b>27</b>	<b>5.0</b>	<b>15</b>	<b>2.8</b>	<b>64</b>	<b>37/244</b>	<b>80.8</b>
<b>Opponents</b>	<b>593</b>	<b>343</b>	<b>4058</b>	<b>57.8</b>	<b>6.84</b>	<b>25</b>	<b>4.2</b>	<b>20</b>	<b>3.4</b>	<b>77</b>	<b>39/253</b>	<b>78.8</b>

# SAINTS STATISTICS

## 2003

### RECORD: 8-8

### FINISH: 2nd-NFC SOUTH

Date	W/L	Score	Opponent	Attendance
9/7	L	10-27	at Seattle	52,250
9/14	W	31-10	Houston	68,390
9/21	L	12-27	at Tennessee	68,809
9/28	L	21-55	Indianapolis	70,020
10/05	L	13-19	at Carolina	72,496
10/12	W	20-13	Chicago	68,390
10/19	W	45-17	at Atlanta	70,837
10/26	Lot	20-23	Carolina	68,370
11/2	W	17-14	at Tampa Bay	65,524
11/16	Wot	23-20	Atlanta	68,432
11/23	L	20-33	at Philadelphia	67,802
11/30	W	24-20	at Washington	76,821
12/7	L	7-14	Tampa Bay	68,442
12/14	W	45-7	New York Giants	68,399
12/21	L	19-20	at Jacksonville	49,207
12/28	W	13-7	Dallas	68,451

SCORING	TD	Ru	Pa	Rt	PAT	FG	S	TP
Carney	0	0	0	0	36/37	22/30	0	102
Horn	10	0	10	0	0	0	0	60
McAllister	8	8	0	0	0	0	0	48
B. Williams	5	0	5	0	0	0	0	30
Pathon	4	0	4	0	0	0	0	24
Stallworth	3	0	3	0	0	0	0	18
Brooks	2	2	0	0	0	0	0	12
Conwell	2	0	2	0	0	0	0	12
Ambrose	1	0	1	0	0	0	0	6
K. Carter	1	1	0	0	0	0	0	6
M. Lewis	1	0	1	0	0	0	0	6
Thomas	1	0	0	1	0	0	0	6
J. Allen	0	0	0	0	0	0	1	2
Fenderson	0	0	0	0	0	0	0	2

INTERCEPTIONS	No	Yds	Avg	Long	TD
Thomas	4	47	11.8	20	0
Ambrose	3	78	26.0	73t	1
Bellamy	3	19	6.3	10	0
Rodgers	1	40	40.0	40t	1
D. Smith	1	9	9.0	9	0
Ruff	1	7	7.0	7	0
Jones	1	2	2.0	2	0
V. Green	0	24	---	24	0
<b>Saints</b>	<b>14</b>	<b>226</b>	<b>16.1</b>	<b>73t</b>	<b>2</b>
<b>Opponents</b>	<b>8</b>	<b>104</b>	<b>13.0</b>	<b>20</b>	<b>1</b>

TEAM STATISTICS	N.O.	OPP.
<b>TOTAL FIRST DOWNS</b>	<b>302</b>	<b>298</b>
Rushing	100	109
Passing	100	109
Penalty	25	24
3rd down: Made/Att	106/229	79/208
3rd Down Pct.	46.3	38.0
4th Down: Made/Att	5/19	9/16
4th Down Pct.	26.3	56.3
<b>POSSESSION AVG.</b>	<b>30:18</b>	<b>29:42</b>
Total Net Yards	5438	5234
Avg. Per Game	339.9	327.1
Total Plays	1019	997
Avg. Per Play	5.3	5.2
<b>NET YARDS RUSHING</b>	<b>2000</b>	<b>2241</b>
Avg. Per Game	125.0	140.1
Total Rushes	448	480
<b>NET YARDS PASSING</b>	<b>3438</b>	<b>2993</b>
Avg. Per Game	214.9	187.1
Sacked/Yards Lost	36/203	32/171
Gross Yards	3641	3164
Att./Completions	535/314	485/264
Completion Pct.	58.7	54.4
Had Intercepted	8	14
<b>PUNTS/AVERAGE</b>	<b>72/43.7</b>	<b>76/41.9</b>
<b>NET PUNTING AVG.</b>	<b>72/38.2</b>	<b>76/36.4</b>
<b>PENALTIES/YARDS</b>	<b>103/878</b>	<b>101/1012</b>
<b>FUMBLES/BALL LOST</b>	<b>33/20</b>	<b>29/13</b>
<b>TOUCHDOWNS</b>	<b>39</b>	<b>36</b>
Rushing	11	12
Passing	25	20
Returns	3	4
<b>Score by Periods</b>	<b>1 2 3 4 OT</b>	<b>TD TOT</b>
<b>Saints</b>	<b>52 112 78 95</b>	<b>3 340</b>
<b>Opponents</b>	<b>64 140 55 64</b>	<b>3 326</b>

2-Pt. Conversions:	Fenderson, Saints 1-2, Opp. 0-1				
<b>SACKS:</b> Ch. Grant 10.0, Whitehead 5.5, Howard 5.0, Jackson TM 3.5, Bellamy 1.0, D. Carter 1.0, Hodge 1.0, D. Smith 1.0, K. Smith 1.0, Sullivan 1.0, Thomas 1.0, <b>Saints 32.0, Opponents 36.0</b>					
<b>RUSHING</b>	<b>No</b>	<b>Yds</b>	<b>Avg</b>	<b>LG</b>	<b>TD</b>
McAllister	351	1641	4.7	76t	8
Brooks	54	175	3.2	15	2
K. Carter	19	72	3.8	31	1
L. Smith	11	61	5.5	17	0
Horn	2	15	7.5	13	0
Fenderson	4	14	3.5	6	0
McAfee	1	13	13.0	13	0
Carney	1	3	3.0	3	0
Stallworth	1	3	3.0	3	0
M. Lewis	1	2	2.0	2	0
Bouman	3	1	0.3	2	0
<b>Saints</b>	<b>448</b>	<b>2000</b>	<b>4.5</b>	<b>76t</b>	<b>11</b>
<b>Opponents</b>	<b>480</b>	<b>2241</b>	<b>4.7</b>	<b>69t</b>	<b>12</b>
<b>RECEIVING</b>	<b>No</b>	<b>Yds</b>	<b>Avg</b>	<b>Long</b>	<b>TD</b>
Horn	78	973	12.5	50t	10
McAllister	69	516	7.5	39	0
Pathon	44	578	13.1	40	4
B. Williams	41	436	10.6	31t	5
Conwell	26	290	11.2	32	2
Stallworth	25	485	19.4	76t	3
M. Lewis	12	226	18.8	39	1
Rasby	6	55	9.2	17	0
T. Smith	6	28	4.7	8	0
Gardner	3	29	9.7	11	0
K. Carter	1	11	11.0	11	0
D. Lewis	1	7	7.0	7	0
Fenderson	1	5	5.0	5	0
L. Smith	1	2	2.0	2	0
<b>Saints</b>	<b>314</b>	<b>3641</b>	<b>11.6</b>	<b>76t</b>	<b>25</b>
<b>Opponents</b>	<b>264</b>	<b>3164</b>	<b>12.0</b>	<b>79t</b>	<b>20</b>

PUNTING	No	Yds	Avg	Net	TB	I20	LG	LB
Thomas	71	3144	44.3	38.2	5	28	59	1
<b>Saints</b>	<b>72</b>	<b>3144</b>	<b>43.7</b>	<b>38.2</b>	<b>5</b>	<b>28</b>	<b>59</b>	<b>1</b>
<b>Opponents</b>	<b>76</b>	<b>3183</b>	<b>41.9</b>	<b>36.4</b>	<b>3</b>	<b>21</b>	<b>60</b>	<b>1</b>
<b>PUNT RET</b>	<b>Ret</b>	<b>FC</b>	<b>Yds</b>	<b>Avg</b>	<b>LG</b>	<b>TD</b>		
M. Lewis	30	10	275	9.2	27	0		
Berger	5	1	44	8.8	18	0		
Craver	2	1	22	11.0	19	0		
V. Green	2	0	15	7.5	9	0		
Thomas	1	0	4	4.0	4	0		
<b>Saints</b>	<b>40</b>	<b>12</b>	<b>360</b>	<b>9.0</b>	<b>27</b>	<b>0</b>		
<b>Opponents</b>	<b>36</b>	<b>18</b>	<b>294</b>	<b>8.2</b>	<b>46</b>	<b>0</b>		
<b>KICKOFF RET</b>	<b>No</b>	<b>Yds</b>	<b>Avg</b>	<b>LG</b>	<b>TD</b>			
M. Lewis	45	1068	23.7	53	0			
McAfee	9	140	15.6	23	0			
Stallworth	8	171	21.4	28	0			
Craver	5	128	25.6	52	0			
Rasby	2	9	4.5	6	0			
M. Williams	2	0	0.0	0	0			
J. Allen	1	8	8.0	8	0			
<b>Saints</b>	<b>72</b>	<b>1524</b>	<b>21.2</b>	<b>53</b>	<b>0</b>			
<b>Opponents</b>	<b>67</b>	<b>1587</b>	<b>23.7</b>	<b>100t</b>	<b>2</b>			
<b>FIELD GOALS</b>	<b>1-19</b>	<b>20-29</b>	<b>30-39</b>	<b>40-49</b>	<b>50+</b>			
Carney	0/0	6/6	10/12	5/9	1/3			
<b>Saints</b>	<b>0/0</b>	<b>6/6</b>	<b>10/12</b>	<b>5/9</b>	<b>1/3</b>			
<b>Opponents</b>	<b>0/0</b>	<b>8/9</b>	<b>8/10</b>	<b>9/11</b>	<b>0/1</b>			

2003 NFC SOUTH STANDINGS				
Saints Finish: 2nd place				
	W	L	T	Pct.
Carolina	11	5	0	.688
<b>New Orleans</b>	<b>8</b>	<b>8</b>	<b>0</b>	<b>.500</b>
Tampa Bay	7	9	0	.438
Atlanta	5	11	0	.312

PASSING	Att	Cmp	Yds	Cmp%	Yds/Att	TD	TD%	Int	Int%	Long	Sk/Yds	Rating
Brooks	518	306	3546	59.1	6.85	24	4.6	8	1.5	76t	34/195	88.8
Bouman	13	7	81	53.8	6.23	1	7.7	0	0.0	19	2/8	98.6
McAllister	2	0	0	0.0	0.00	0	0.0	0	0.0	0	0/0	39.6
Berger	1	0	0	0.0	0.00	0	0.0	0	0.0	0	0/0	39.6
Horn	1	1	14	100.0	14.00	0	0.0	0	0.0	14	0/0	118.8
<b>Saints</b>	<b>535</b>	<b>314</b>	<b>3641</b>	<b>58.7</b>	<b>6.81</b>	<b>25</b>	<b>4.7</b>	<b>8</b>	<b>1.5</b>	<b>76t</b>	<b>36/203</b>	<b>88.7</b>
<b>Opponents</b>	<b>485</b>	<b>264</b>	<b>3164</b>	<b>54.4</b>	<b>6.52</b>	<b>20</b>	<b>4.1</b>	<b>14</b>	<b>2.9</b>	<b>79t</b>	<b>32/171</b>	<b>76.3</b>



OWNERSHIP • FOOTBALL • ADMINISTRATION • RECORDS • HISTORY

# SAINTS STATISTICS

## 2004

### RECORD: 8-8

### FINISH: 2nd-NFC SOUTH



Date	W/L	Score	Opponent	Attendance
9/12	L	7-21	Seattle	64,900
9/19	W	30-27	San Francisco	64,900
9/26	Wot	28-25	at St. Louis	65,856
10/3	L	10-34	at Arizona	28,109
10/10	L	17-20	Tampa Bay	64,900
10/17	L	31-38	Minnesota	64,900
10/24	W	31-26	at Oakland	45,337
11/7	L	17-43	at San Diego	59,662
11/14	W	27-13	Kansas City	64,900
11/21	L	13-34	Denver	64,900
11/28	L	21-24	at Atlanta	79,966
12/5	L	21-32	Carolina	58,878
12/12	W	27-13	at Dallas	64,056
12/19	W	21-17	at Tampa Bay	65,075
12/26	W	26-13	Atlanta	64,900
1/2	W	21-18	at Carolina	73,302

SCORING	TD	Ru	Pa	Rt	PAT	FG	S	TP
Carney	0	0	0	0	38/38	22/27	0	104
Horn	11	0	11	0	0	68	0	68
McAllister	9	9	0	0	0	54	0	54
Stallworth	5	0	5	0	0	30	0	30
Brooks	4	4	0	0	0	24	0	24
Stecker	3	2	0	1	0	18	0	18
B. Williams	2	0	2	0	0	12	0	12
Bockwoldt	1	0	0	1	0	6	0	6
Conwell	1	0	1	0	0	6	0	6
Hall	1	0	1	0	0	6	0	6
Lewis	1	0	1	0	0	6	0	6
Mitchell	1	0	0	1	0	6	0	6
Pathon	1	0	1	0	0	6	0	6
Bryant	0	0	0	0	1	2	0	2

INTERCEPTIONS	No	Yds	Avg	Long	TD
McKenzie LG	5	19	3.8	14	0
McKenzie TM	5	19	3.8	14	0
Ambrose	3	19	6.3	19	0
Brown	2	0	0.0	0	0
Jones	1	55	55.0	55	0
Ch. Grant	1	8	8.0	8	0
Ruff	1	0	0.0	0	0
<b>Saints</b>	<b>13</b>	<b>101</b>	<b>7.8</b>	<b>55</b>	<b>0</b>
<b>Opponents</b>	<b>16</b>	<b>260</b>	<b>16.3</b>	<b>76</b>	<b>1</b>

TEAM STATISTICS	N.O.	OPP.
<b>TOTAL FIRST DOWNS</b>	<b>291</b>	<b>343</b>
Rushing	82	118
Passing	177	193
Penalty	2	32
3rd Down: Made/Att.	70/210	80/210
3rd Down: Pct.	33.3	38.1
4th Down: Made/Att.	9/18	6/7
4th Down: Pct.	50.0	85.7
<b>POSSESSION AVG.</b>	<b>29:18</b>	<b>31:42</b>
<b>TOTAL NET YARDS</b>	<b>5193</b>	<b>6141</b>
Avg. Per Game	324.6	383.8
Total Plays	989	1067
Avg. Per Play	5.3	5.8
<b>NET YARDS RUSHING</b>	<b>1606</b>	<b>2253</b>
Avg. Per Game	100.4	140.8
Total Rushes	406	485
<b>NET YARDS PASSING</b>	<b>3587</b>	<b>3888</b>
Avg. Per Game	224.2	243.0
Sacked/Yards Lost	41/223	37/207
Gross Yards	3810	4095
Att./Completions	542/309	545/324
Completion Pct.	57.0	59.4
Had Intercepted	16	13
<b>PUNTS/AVERAGE</b>	<b>85/43.6</b>	<b>71/40.8</b>
<b>NET PUNTING AVG.</b>	<b>85/39.0</b>	<b>71/34.5</b>
<b>PENALTIES/YARDS</b>	<b>129/1141</b>	<b>119/965</b>
<b>FUMBLES/BALL LOST</b>	<b>23/10</b>	<b>31/20</b>
<b>TOUCHDOWNS</b>	<b>49</b>	<b>45</b>
Rushing	15	16
Passing	21	24
Returns	4	4
<b>Score by Periods</b>	<b>1 2 3 4 OT TOT</b>	<b>0 0 0 0 0 0</b>
<b>Saints</b>	<b>29 132 83 101 3 348</b>	
<b>Opponents</b>	<b>117 110 70 108 0 405</b>	

2-P Conversion: Horn, Saints 1-2, Opp. 2-2	TD	Ru	Pa	Rt	PAT	FG	S	TP
Howard	11	0	11	0	0	0	0	0
Ch. Grant	10	5	10	5	0	0	0	0
W. Smith	7	5	7	5	0	0	0	0
Young	2	5	2	5	0	0	0	0
Bryant	0	0	0	0	1	2	0	2

PUNT RET	Ret	FC	Yds	Avg	LG	TD
Lewis	34	11	382	11.2	53	0
Stallworth	6	1	6	1.0	4	0
<b>Saints</b>	<b>40</b>	<b>12</b>	<b>388</b>	<b>9.7</b>	<b>53</b>	<b>0</b>
<b>Opponents</b>	<b>43</b>	<b>25</b>	<b>310</b>	<b>7.2</b>	<b>59</b>	<b>1</b>

KICKOFF RET	No	Yds	Avg	LG	TD
Lewis	51	1215	23.8	96	1
Stecker	18	469	26.1	98	1
McAfee	8	137	17.1	26	0
Hall	3	20	6.7	8	0
Ruff	1	9	9.0	9	0
W. Smith	1	17	17.0	17	0
Whitehead	1	12	12.0	12	0
<b>Saints</b>	<b>83</b>	<b>1879</b>	<b>22.6</b>	<b>98</b>	<b>2</b>
<b>Opponents</b>	<b>74</b>	<b>1710</b>	<b>23.1</b>	<b>63</b>	<b>0</b>

FIELD GOALS	1-19	20-29	30-39	40-49	50+
Carney	0/0	3/3	12/15	5/6	2/3
<b>Saints</b>	<b>0/0</b>	<b>3/3</b>	<b>12/15</b>	<b>5/6</b>	<b>2/3</b>
<b>Opponents</b>	<b>0/0</b>	<b>10/10</b>	<b>9/10</b>	<b>8/10</b>	<b>4/5</b>

2004 NFC SOUTH STANDINGS	W	L	T	Pct.
Atlanta	11	5	0	.688
<b>New Orleans</b>	<b>8</b>	<b>8</b>	<b>0</b>	<b>.500</b>
Carolina	7	9	0	.438
Tampa Bay	5	11	0	.312

PASSING	Att	Cmp	Yds	Cmp%	Yds/Att	TD	TD%	Int	Int%	Long	Sack/Lost	Rating
Brooks	542	309	3810	57.0	7.03	21	3.9	16	3.0	57	41/223	79.5
<b>Saints</b>	<b>542</b>	<b>309</b>	<b>3810</b>	<b>57.0</b>	<b>7.03</b>	<b>21</b>	<b>3.9</b>	<b>16</b>	<b>3.0</b>	<b>57</b>	<b>41/223</b>	<b>79.5</b>
<b>Opponents</b>	<b>545</b>	<b>324</b>	<b>4095</b>	<b>59.4</b>	<b>7.51</b>	<b>24</b>	<b>4.4</b>	<b>13</b>	<b>2.4</b>	<b>59</b>	<b>37/207</b>	<b>87.7</b>

HISTORY • RECORDS • ADMINISTRATION • FOOTBALL • OWNERSHIP

# SAINTS STATISTICS

## 2005

### RECORD: 3-13

### FINISH: 4th-NFC SOUTH

Date	W/L	Score	Opponent	Attendance
9/11	W	23-20	at Carolina	72,920
9/19	L	10-27	New York Giants	68,031
9/25	L	16-33	at Minnesota	63,952
10/2	W	19-7	Buffalo	58,688
10/9	L	3-52	at Green Bay	70,580
10/16	L	31-34	Atlanta	65,562
10/23	L	17-28	at St. Louis	64,586
10/30	L	6-21	Miami	61,643
11/6	L	17-20	Chicago	32,637
11/20	L	17-24	at New England	68,756
11/27	W	21-19	at New York Jets	77,152
12/4	L	3-10	Tampa Bay	34,411
12/12	L	17-36	at Atlanta	70,883
12/18	L	10-27	Carolina	32,551
12/24	L	12-13	Detroit	63,747
1/1	L	13-27	at Tampa Bay	65,379

TEAM STATISTICS	N.O.	OPP.
<b>TOTAL FIRST DOWNS</b>	<b>312</b>	<b>281</b>
Rushing	89	103
Passing	182	145
Penalty	41	33
3rd Down: Made/Att	82/211	89/220
3rd Down Pct.	38.9	40.5
4th Down: Made/Att	2/12	3/4
4th Down Pct.	16.7	75.0
<b>POSSESSION AVG.</b>	<b>30:32</b>	<b>29:28</b>
<b>TOTAL NET YARDS</b>	<b>5031</b>	<b>4994</b>
Avg. Per Game	314.4	312.1
Total Plays	1017	946
Avg. Per Play	4.9	5.3
<b>NET YARDS RUSHING</b>	<b>1688</b>	<b>2145</b>
Avg. Per Game	105.5	134.1
Total Rushes	423	503
<b>NET YARDS PASSING</b>	<b>3343</b>	<b>2849</b>
Avg. Per Game	208.9	178.1
Sacked/Yards Lost	41/261	25/165
Gross Yards	3604	3014
Att./Completions	553/308	418/241
Completion Pct.	55.7	57.7
Had Intercepted	24	10
<b>PUNTS/AVERAGE</b>	<b>71/43.2</b>	<b>76/45.6</b>
<b>NET PUNTING AVG.</b>	<b>71/38.7</b>	<b>76/39.0</b>
<b>PENALTIES/YARDS</b>	<b>135/1130</b>	<b>127/985</b>
<b>FOUMBLES/BALL LOST</b>	<b>23/19</b>	<b>19/9</b>
<b>TOUCHDOWNS</b>	<b>23</b>	<b>43</b>
Rushing	8	16
Passing	15	20
Returns	0	7

Score by Periods	Q1	Q2	Q3	Q4	OT	TOT
Saints	47	97	22	69	0	235
Opponents	103	126	59	110	0	398

SCORING	TD	Ru	Pa	Rt	PAT	FG	S	TP
Carney	0	0	0	0	22/22	25/32	0	97
Stallworth	7	0	7	0	0	0	42	0
Henderson	3	0	3	0	0	0	18	0
McAllister	3	3	0	0	0	0	18	0
A. Smith	3	3	0	0	0	0	18	0
Brooks	2	2	0	0	0	0	12	0
Hakim	2	0	2	0	0	0	12	0
Conwell	1	0	1	0	0	0	6	0
Hilton	1	0	1	0	0	0	6	0
Horn	1	0	1	0	0	0	6	0
<b>Saints</b>	<b>23</b>	<b>8</b>	<b>15</b>	<b>0</b>	<b>22/22</b>	<b>25/32</b>	<b>0</b>	<b>235</b>
<b>Opponents</b>	<b>43</b>	<b>16</b>	<b>20</b>	<b>7</b>	<b>43/43</b>	<b>31/39</b>	<b>2</b>	<b>398</b>

**2-Pt. Conversions: Saints 0-1, Opp. 0-0**

**SACKS:** W. Smith 8.5, Bryant 4, Howard 3.5, F. Thomas 3, Grant 2.5, Craft 1, D. Smith 1, Watson 1, Whitehead 0.5, **Saints 25**, **Opponents 41**

RUSHING	No	Yds	Avg	LG	TD
A. Smith	166	659	4.0	42	3
Stecker	95	363	3.8	32	0
McAllister	93	335	3.6	26	3
Brooks	45	281	6.2	22	2
A. Thomas LG	43	92	2.1	12	0
A. Thomas TM	7	12	1.7	4	0
Bouman	8	15	1.9	6	0
Karney	6	12	2.0	3	0
Henderson	1	9	9.0	9	0
Stallworth	2	2	1.0	3	0
<b>Saints</b>	<b>423</b>	<b>1688</b>	<b>4.0</b>	<b>42</b>	<b>8</b>
<b>Opponents</b>	<b>503</b>	<b>2145</b>	<b>4.3</b>	<b>64</b>	<b>16</b>

RECEIVING	No	Yds	Avg	Long	TD
Stallworth	70	945	13.5	43	7
Horn	49	654	13.3	30	1
Hilton	35	396	11.3	29	1
Stecker	35	281	8.0	41	0
Hakim	34	489	14.4	42	2
Henderson	22	343	15.6	66	3
McAllister	17	117	6.9	22	0
Conwell	13	165	12.7	31	1
A. Smith	12	46	3.8	8	0
Karney	10	61	6.1	10	0
Hall	6	36	6.0	8	0
A. Thomas LG	4	13	3.3	6	0
A. Thomas TM	2	8	4.0	6	0
Poole	3	63	21.0	42	0
<b>Saints</b>	<b>308</b>	<b>3604</b>	<b>11.7</b>	<b>66</b>	<b>15</b>
<b>Opponents</b>	<b>241</b>	<b>3014</b>	<b>12.5</b>	<b>68</b>	<b>20</b>

INTERCEPTIONS	No	Yds	Avg	Long	TD
Craft	3	63	21.0	39	0
D. Smith	2	53	26.5	28	0
F. Thomas	2	4	2.0	4	0
Bullocks	1	51	51.0	51	0
McKenzie	1	11	11.0	11	0
Slaughter	1	0	0.0	0	0
<b>Saints</b>	<b>10</b>	<b>182</b>	<b>18.2</b>	<b>51</b>	<b>0</b>
<b>Opponents</b>	<b>24</b>	<b>456</b>	<b>19.0</b>	<b>95t</b>	<b>3</b>

PUNTING	No	Yds	Avg	Net	TB	I20	LG	LB
Berger	71	3066	43.2	38.7	3	28	69	0
<b>Saints</b>	<b>71</b>	<b>3066</b>	<b>43.2</b>	<b>38.7</b>	<b>3</b>	<b>28</b>	<b>69</b>	<b>0</b>
<b>Opponents</b>	<b>76</b>	<b>3462</b>	<b>45.6</b>	<b>39.0</b>	<b>9</b>	<b>23</b>	<b>59</b>	<b>0</b>

PUNT RET	Ret	FC	Yds	Avg	LG	TD
Hakim	34	4	260	7.6	42	0
Stallworth	7	1	52	7.4	27	0
Lewis	4	0	8	2.0	5	0
F. Thomas	1	0	0	0.0	0	0
<b>Saints</b>	<b>46</b>	<b>5</b>	<b>320</b>	<b>7.0</b>	<b>42</b>	<b>0</b>
<b>Opponents</b>	<b>33</b>	<b>26</b>	<b>260</b>	<b>7.9</b>	<b>23</b>	<b>0</b>

KICKOFF RET	No	Yds	Avg	LG	TD
Stecker	31	672	21.7	46	0
McAfee	22	485	22.0	34	0
Hakim	9	171	19.0	29	0
Lewis	8	137	17.1	20	0
Hall	2	9	4.5	5	0
Whitehead	2	12	6.0	12	0
A. Smith	1	30	30.0	30	0
<b>Saints</b>	<b>75</b>	<b>1516</b>	<b>20.2</b>	<b>46</b>	<b>0</b>
<b>Opponents</b>	<b>61</b>	<b>1404</b>	<b>23.0</b>	<b>42</b>	<b>0</b>

FIELD GOALS	1-19	20-29	30-39	40-49	50+
Carney	1/1	12/13	4/6	8/12	0/0
<b>Saints</b>	<b>1/1</b>	<b>12/13</b>	<b>4/6</b>	<b>8/12</b>	<b>0/0</b>
<b>Opponents</b>	<b>0/0</b>	<b>10/10</b>	<b>13/15</b>	<b>8/12</b>	<b>0/2</b>

**Carney:** (29G, 48G, 47G) (21G, 29N) (22G) (23G, 40G, 32N, 20G, 37G) (33G, 43N, 43N) (19G, 47B) (45B, 22G) (26G, 49G) (22G) (30N, 46G) (1) (26G) (47G) (44G) (35G, 47G, 33G, 20G) (25G, 24G)

**Opponents:** (39G, 46G) (39G, 30G) (24G, 33N, 28G, 48G, 34G) (45N) (26G) (37G, 36G) (48N) (37G, 36G, 41G, 46G, 36N) (35G, 47N, 28G) (37G) (29G, 45G, 41G, 38G, 53N) (43B, 28G) (43G, 20G) (32G, 50N, 29G) (21G, 39G) (46G, 26G)

### 2005 NFC SOUTH STANDINGS

Saints Finish: 4th place

	W	L	T	Pct.
Tampa Bay	11	5	0	.688
Carolina	11	5	0	.688
Atlanta	8	8	0	.500
<b>New Orleans</b>	<b>3</b>	<b>13</b>	<b>0</b>	<b>.188</b>

PASSING	Att	Cmp	Yds	Cmp%	Yds/Att	TD	TD%	Int	Int%	Long	Sk/Yds	Rating
Brooks	431	240	2882	55.7	6.69	13	3.0	17	3.9	66	33/202	70.0
Bouman	122	68	722	55.7	5.92	2	1.6	7	5.7	43	8/59	54.7
<b>Saints</b>	<b>553</b>	<b>308</b>	<b>3604</b>	<b>55.7</b>	<b>6.52</b>	<b>15</b>	<b>2.7</b>	<b>24</b>	<b>4.3</b>	<b>66</b>	<b>41/261</b>	<b>66.6</b>
<b>Opponents</b>	<b>418</b>	<b>241</b>	<b>3014</b>	<b>57.7</b>	<b>7.21</b>	<b>20</b>	<b>4.8</b>	<b>10</b>	<b>2.4</b>	<b>68</b>	<b>25/165</b>	<b>86.2</b>







# SAINTS STATISTICS

## 2009

### RECORD: 13-3

### FINISH: 1st-NFC SOUTH

Date	W/L	Score	Opponent	Attendance	SCORING	TD	Ru	Pa	Rt	PAT	FG	S	TP	PUNTING	No	Yds	Avg	Net	TB	In	Lg B
9/13	W	45-27	Detroit	69,719	Greer	1	0	0	1			0	6	Morstead	58	2528	43.6	36.0	4	18	60
9/20	W	48-22	at Philadelphia	69,144	Hargrove	1	0	0	1			0	6	Saints	58	2528	43.6	36.0	4	18	60
9/27	W	27-7	at Buffalo	70,261	Porter	1	0	0	1			0	6	Opponents	71	3055	43.0	38.9	7	19	61
10/4	W	24-10	New York Jets	70,009	Roby	1	0	0	1			0	6								
10/18	W	48-27	New York Giants	70,011	D. Thomas	1	0	1	0			0	6	PUNT RETURNS	Ret	Fc	Yds	Avg	Long	TD	
10/25	W	46-34	at Miami	66,689	Saints	64	21	34	9	60/63	22/28	0	510	Bush	27	9	130	4.8	23	0	
11/2	W	35-27	Atlanta	70,088	Opponents	37	19	15	3	36/36	27/32	1	341	Henderson	4	5	16	4.0	11	0	
11/8	W	30-20	Carolina	70,011	2-Pt. Conversions: Saints 0-1, Opp. 0-1									Moore	1	2	0	0.0	0	0	
11/15	W	28-23	at St. Louis	59,858	SACKS: Smith 13, Grant 5.5, Hargrove 5,									Sharper	1	1	6	6.0	6	0	
11/22	W	38-7	at Tampa Bay	62,720	Ellis 2, Vilma 2, Ayodele 1.5, Rom. Harper									Saints	33	17	152	4.6	23	0	
11/30	W	38-17	New England	70,768	1.5, McCray 1.5, Fujita 1, Gay 1, Sharper									Opponents	25	13	358	14.3	77	1	
12/6	W	33-30	OT at Washington	84,520	1.5, McCray 1.5, Fujita 1, Gay 1, Sharper																
12/13	W	26-23	at Atlanta	68,930	0.5, Torrence 0.5	Saints 35, Opp. 20								KICKOFF RET.	No	Yds	Avg	Long	TD		
12/19	L	17-24	Dallas	70,213										Roby	42	1154	27.5	97	1		
12/27	L	17-20	OT Tampa Bay	70,021	RUSHING	No	Yds	Avg	LG	TD				Meachem	6	148	24.7	42	0		
1/3	L	10-23	at Carolina	73,047	P. Thomas	147	793	5.4	34	6				Hamilton	3	15	5.0	15	0		

### TEAM STATISTICS

Total First Downs	348	310
Rushing	115	111
Passing	215	175
Penalty	18	24
3rd Down: Made/Att	88/197	82/216
3rd Down Pct.	44.7	38.0
4th Down: Made/Att	6/15	11/24
4th Down Pct.	40.0	45.8
POSSSESSION AVG.	31:10	28:50
TOTAL NET YARDS	6461	5724
Avg. Per Game	403.8	357.8
Total Plays	1032	1044
Avg. Per Play	6.3	5.5
NET YARDS RUSHING	2106	1955
Avg. Per Game	131.6	122.2
Total Rushes	468	435
NET YARDS PASSING	4355	3769
Avg. Per Game	272.2	235.6
Sacked/Yards Lost	20/135	35/192
Gross Yards	4490	3961
Att./Completions	544/378	574/350
Completion Pct.	69.5	57.5
Had Intercepted	12	26
PUNTS/AVERAGE	58/43.6	71/43.0
NET PUNTING AVG.	58/36.0	71/38.9
PENALTIES/YARDS	89/787	86/717
FUMBLES/BALL LOST	25/16	18/13
TOUCHDOWNS	64	37
Rushing	21	19
Passing	34	15
Returns	9	3

### OPPONENTS

Bell	172	654	3.8	35	6
Bush	70	390	5.6	55	2
Hamilton	35	125	3.6	19	2
Meachem	6	82	13.7	41	0
Brees	22	33	1.5	10	2
H. Evans	5	16	3.2	6	1
Henderson	4	13	3.3	13	0
Colston	1	6	6.0	6	0
Eckel	2	6	3.0	7	0
Brunell	4	-12	-3.0	-1	0
Saints	468	2106	4.5	55	21
Opponents	435	1955	4.5	68	19

### RECEIVING

Colston	70	1074	15.3	68	9
Henderson	51	804	15.8	75	2
Shockey	48	569	11.9	66	3
Bush	47	335	7.1	29	3
Meachem	45	722	16.0	54	9
P. Thomas	39	302	7.7	36	2
D. Thomas	35	356	10.2	37	1
Moore	14	153	10.9	22	1
H. Evans	10	70	7.0	13	2
Hamilton	5	48	9.6	16	0
Dinkins	5	22	4.4	8	1
Bell	4	12	3.0	9	0
Eckel	2	14	7.0	8	0
Humphrey	1	7	7.0	7	0
Roby	1	6	6.0	6	0
Brees	1	-4	-4.0	-4	0
Saints	378	4490	11.9	75	34
Opponents	330	3961	12.0	71	15

### FIELD GOALS

Carney	0/0	0/0	0/0	0/0	0/0
Carney	0/0	6/6	5/8	2/3	0/0
Hartley	1/1	3/3	5/6	0/0	0/0
Saints	1/1	9/9	10/14	2/3	0/1
Opponents	0/0	7/9	14/15	6/6	0/2

### FIELD GOALS

Carney	3/4B, 3/9G	(23G, 25G)	(27G, 35G)
(34G)	(46G, 49N, 20G)	(37N)	(23G, 25G, 40G)
(0)	(38G, 30G, 37N)	(0)	(0)
Hartley	0/0	0/0	0/0
(34G, 27G, 28G, 58N, 18G)	(33G, 38G)	(34G)	
(28G, 37N)	(35G)		
Team	(34B, 39G)	(23G, 25G)	(27G, 35G)
(34G)	(46G, 49N, 20G)	(37N)	(23G, 25G,
40G)	(0)	(38G)	(30G, 37N)
(34G, 27G, 28G,	58N, 18G)	(33G, 38G)	(34G)
(28G, 37N)	(35G)		
Opponents	(47G, 24G)	(23G, 32G)	(0)
(49G, 38G)	(32G, 33G)	(34N, 51N, 25G, 40G)	
(32G, 25G)	(32G)	(0)	(36G, 50N)
(32G, 28G, 21G, 23N)	(36G, 30G, 27G)		
(44G, 24N)	(34G, 47G)	(41G, 39G, 37G)	

### INTERCEPTIONS

Sharper	9	376	41.8	99	3
Porter	4	72	18.0	54	1
Vilma	3	25	8.3	11	0
Greer	2	59	29.5	48	1
Shanley	2	16	8.0	13	0
Reis	1	33	33.0	33	0
Gay	1	25	25.0	25	0
Young	1	24	24.0	24	0
Jenkins	1	14	14.0	14	0
McKenzie	1	8	8.0	8	0
Smith	1	0	0.0	0	0
Saints	26	652	25.1	99	5
Opponents	12	133	11.1	41	0

### 2009 NFC SOUTH STANDINGS

Saints Finish: 1st Place				
New Orleans	13	3	0	.813
Atlanta	9	7	0	.563
Carolina	8	8	0	.500
Tampa Bay	3	13	0	.188

### SCORE BY PERIODS

Saints	85	176	107	139	3	510
Opponents	106	93	91	49	3	341

### SCORING

Carney	0	0	0	0	50/5213/17	0	89
Meachem	10	0	9	1	0	60	
Colston	9	0	9	0	0	54	
Bush	8	5	3	0	0	48	
P. Thomas	8	6	2	0	0	48	
Hartley	0	0	0	10/11	9/11	0	37
Bell	5	5	0	0	0	30	
H. Evans	3	1	2	0	0	18	
Sharper	3	0	0	3	0	18	
Shockey	3	0	3	0	0	18	
Brees	2	2	0	0	0	12	
Hamilton	2	2	0	0	0	12	
Henderson	2	0	2	0	0	12	
Moore	2	0	2	0	0	12	
Ayodele	1	0	0	1	0	6	
Dinkins	1	0	1	0	0	6	

### PASSING

Brees	514	363	4388	70.6	8.54	34	6.6	11	2.1	75t	20/135	109.6
Brunell	30	15	102	50.0	3.40	0	0.0	1	3.3	18	0/0	44.0
Saints	544	378	4490	69.5	8.25	34	6.3	12	2.2	75t	20/135	106.0
Opponents	574	330	3961	57.5	6.90	15	2.6	26	4.5	71t	35/192	68.6



# SAINTS STATISTICS

## 2010

### RECORD: 11-5

### FINISH: 2nd-NFC SOUTH



Date	W/L	Score	Opponent	Attendance	SCORING	TD	Ru	Pa	Rt	PAT	FG	S	TP	PUNT RETURNS	Ret	FC	Yds	Avg	Long	TD
9/9	W	14-9	Minnesota	70,051	Jenkins	1	0	0	1	0	0	0	6	Bush	14	2	92	6.6	43	0
9/20	W	25-22	at San Francisco	69,732	Saints	44	9	33	2	43/43	25/31	1	384	Moore	11	16	112	10.2	72	0
9/26	L	24-27 OT	Atlanta	70,051	Opponents	32	13	13	6	27/29	28/34	0	307	Porter	2	0	6	3.0	4	0
10/3	W	16-14	Carolina	70,016	2-Pt. Conversions:	Saints 0-1, Opp. 2-3								Saints	27	18	210	7.8	72	0
10/10	L	20-30	at Arizona	62,621										Opponents	26	10	110	11.9	69	0
10/17	W	31-6	at Tampa Bay	51,759	SACKS:	Ellis 6, Smith 5.5, Vilma 4,														
10/24	L	17-30	Cleveland	70,077	Charleslon 3, Harper 3, A. Brown 2,									KICKOFF RET.	No	Yds	Avg	Long	TD	
10/31	W	20-10	Pittsburgh	70,011	Wilkinson 2, Ayodele 1, Dunbar 1, Hargrove									Roby	33	785	23.8	39	0	
11/7	W	34-3	at Carolina	73,191	1, Jenkins 1, M. Mitchell 1, Torrence 1									P. Thomas	7	154	22.0	32	0	
11/21	W	34-19	Seattle	70,015	Saints 33, Opp. 26									Henderson	6	142	23.7	27	0	
11/25	W	30-27	at Dallas	93,985										H. Evans	4	45	11.3	13	0	
12/5	W	34-30	at Cincinnati	59,963	FUM/LOST:	Brees 9/2, Ivory 4/2, Bush 2/1,								Betts	1	23	23.0	23	0	
12/12	W	31-13	St. Louis	70,015	Moore 2/1, Betts 1/1, Daniel 1/0, Graham									Bush	1	32	32.0	32	0	
12/19	L	24-30	at Baltimore	71,432	1/0, J. Jones (LG) 1/1, J. Jones (TM) 1/1,									Saints	52	1181	22.7	39	0	
12/27	W	17-14	at Atlanta	70,144	Roby 1/1, Smith 1/0									Opponents	66	1592	24.1	69	0	
1/2	L	13-23	Tampa Bay	70,068																

TEAM STATISTICS	N.O.	OPP
Total First Downs	351	273
Rushing	94	94
Passing	236	150
Penalty	21	29
3rd Down: Made/Att	106/217	70/203
3rd Down Pct.	48.8	34.5
4th Down: Made/Att	5/11	15/23
4th Down Pct.	45.5	65.2
POSESSION AVG.	31:39	28:21
TOTAL NET YARDS	5960	4900
Avg. Per Game	372.5	306.3
Total Plays	1067	948
Avg. Per Play	5.6	5.2
NET YARDS RUSHING	1519	1797
Avg. Per Game	94.9	112.3
Total Rushes	380	421
NET YARDS PASSING	4441	3103
Avg. Per Game	277.6	193.9
Sacked/Yards Lost	26/195	33/250
Gross Yards	4636	3353
Att./Completions	661/450	494/306
Completion Pct.	68.1	61.9
Had Intercepted	22	9
PUNTS/AVERAGE	57/45.9	67/44.7
NET PUNTING AVG.	57/38.4	67/40.6
PENALTIES/YARDS	90/884	68/701
FUMBLES/BALL LOST	23/9	34/16
TOUCHDOWNS	44	32
Rushing	9	13
Passing	33	13
Returns	2	6

RUSHING	No	Yds	Avg	LG	TD
Ivory	137	716	5.2	55t	5
P. Thomas	83	269	3.2	16	2
J. Jones LG	60	223	3.7	54	0
J. Jones TM	48	193	4.0	54	0
Betts	45	150	3.3	12	2
Bush	36	150	4.2	23	0
Daniel	2	16	8.0	16	0
Meachem	4	14	3.5	8	0
Henderson	3	8	2.7	9	0
Graham	1	3	3.0	3	0
H. Evans	2	2	1.0	2	0
Colston	1	1	1.0	1	0
Brees	18	-3	-0.2	7	0
Saints	380	1519	4.0	55t	9
Opponents	421	1797	4.3	68	13

FIELD GOALS	1-19	20-29	30-39	40-49	50+
Hartley	1/1	4/6	7/9	6/7	2/2
Carney	0/0	1/2	4/4	0/0	0/0
Saints	1/1	5/8	11/13	6/7	2/2
Opponents	1/1	11/11	5/5	10/14	1/3

2010 NFC SOUTH STANDINGS	Saints Finish: 2nd Place
Atlanta	13 3 0 813
New Orleans	11 5 0 688
Tampa Bay	10 6 0 625
Carolina	2 14 0 125

SCORE BY PERIODS	Q1	Q2	Q3	Q4	OT	PTS
Saints	112	93	74	105	0	384
Opponents	33	112	53	106	3	307

INTERCEPTIONS	No	Yds	Avg	Long	TD
Jenkins	2	105	52.5	96t	1
Greer	2	50	25.0	26	1
Torrence	1	21	21.0	21	0
Harper	1	6	6.0	6	0
Porter	1	5	5.0	5	0
Vilma	1	5	5.0	5	0
Smith	1	4	4.0	4	0
Saints	9	196	21.8	96t	2
Opponents	22	344	15.6	66	4

PUNTING	No	Yds	Avg	Net	TB	In	Lg	B
Morstead	57	2618	45.9	38.4	6	21	64	0
Saints	57	2618	45.9	38.4	6	21	64	0
Opponents	67	2993	44.7	40.6	3	26	59	0

PASSING	Att	Cmp	Yds	Cmp%	Yds/Att	TD	TD%	Int	Int%	80+	Sack/Lost	Rating
Brees	658	448	4620	68.1	7.02	33	5.0	22	3.3	80+	25/185	90.9
Daniel	3	2	16	66.7	5.33	0	0.0	0	0.0	9	1/10	79.9
Saints	661	450	4636	68.1	7.01	33	5.0	22	3.3	80+	26/195	90.8
Opponents	494	306	3353	61.9	6.79	13	2.6	9	1.8	68	33/250	83.2

HISTORY • RECORDS • ADMINISTRATION • FOOTBALL • OWNERSHIP

# SAINTS STATISTICS

## 2011

### RECORD: 13-3

### FINISH: 1st-NFC SOUTH

Date	W/L	Score	Opponent	Attendance	SCORING	TD	Ru	Pa	Rt	PAT	FG	S	TP	INTERCEPTIONS	NO	Yds	AVG	LONG	TD	
9/8	L	34-42	at Green Bay	70,555	Kasay	0	0	0	0	63/63	28/34	0	147	P. Robinson	4	31	7.8	25	0	
9/18	W	30-13	Chicago	73,019	Graham	11	0	11	0	0	0	0	66	Torrence	1	42	42.0	42t	1	
9/25	W	40-33	Houston	73,002	Sproles	10	2	7	1	0	0	0	60	Shanle	1	12	12.0	12	0	
10/2	W	23-10	at Jacksonville	62,471	Moore	8	0	8	0	0	0	52	Greer	1	2	2.0	2	0		
10/9	W	30-27	at Carolina	72,679	Colston	8	0	8	0	0	0	48	Herring	1	0	0.0	0	0		
10/16	L	20-26	at Tampa Bay	56,590	Meachem	6	0	6	0	0	0	36	Porter	1	-7	-7.0	-7	0		
10/23	W	62-7	Indianapolis	73,012	P. Thomas	6	5	1	0	0	0	36	Saints	9	80	8.9	42t	1		
10/30	L	21-31	at St. Louis	57,179	Ingram	5	5	0	0	0	0	30	Opponents	14	162	11.6	53	1		
11/6	W	27-16	Tampa Bay	70,359	Collins	4	2	2	0	0	0	24								
11/13	W	26-23	at Atlanta	73,068	Henderson	2	0	2	0	0	0	12	PUNTING	No	Yds	Avg	Net	TB	LG	Lg B
11/28	W	49-24	New York Giants	73,068	Brees	1	1	0	0	0	0	6	Morstead	46	2224	48.3	43.1	4	13	64
12/4	W	31-17	Detroit	73,042	Gilmore	1	0	1	0	0	0	6	Saints	47	2224	47.3	43.1	4	13	64
12/11	W	22-17	at Tennessee	69,143	Ivory	1	0	1	0	0	0	6	Opponents	71	3146	44.3	38.5	6	24	59
12/18	W	42-20	at Minnesota	62,623	Jenkins	1	0	1	0	0	0	6								
12/26	W	45-16	Atlanta	73,085	Torrence	1	0	1	0	0	0	6	PUNT RETURNS	Ret	Fc	Yds	Avg	Long	TD	
1/1	W	45-17	Carolina	73,065	Wilma	1	0	1	0	0	0	6	Sproles	29	19	294	10.1	72t	1	
					Saints	66	16	46	4	63/63	28/34	0	547	Saints	29	19	294	10.1	72t	1
					Opponents	37	11	24	2	36/37	27/32	0	339	Opponents	19	10	118	6.2	14	0

TEAM STATISTICS	N.O.	OPP				
Total First Downs	416	326				
Rushing	116	92				
Passing	280	196				
Penalty	20	38				
3rd Down: Made/Att	118/208	67/202				
3rd Down Pct.	56.7	33.2				
4th Down: Made/Att	3/10	6/22				
4th Down Pct.	30.0	27.3				
POSSESSION AVG.	31:46	28:14				
TOTAL NET YARDS	7474	5895				
Avg. Per Game	467.1	368.4				
Total Plays	1117	1010				
Avg. Per Play	6.7	5.8				
NET YARDS RUSHING	2127	1738				
Avg. Per Game	132.9	108.6				
Total Rushes	431	351				
NET YARDS PASSING	5347	4157				
Avg. Per Game	334.2	259.8				
Sacked/Yards Lost	24/158	33/256				
Gross Yards	5505	4413				
Att./Completions	662/472	626/362				
Completion Pct.	71.3	57.8				
Had Intercepted	14	9				
PUNTS/AVERAGE	47/47.3	71/44.3				
NET PUNTING YARDS	47/43.1	71/38.5				
PENALTIES/AVG.	99/85.1	109/91.2				
FUMBLES/BALL LOST	6/5	20/7				
TOUCHDOWNS	66	37				
Rushing	16	11				
Passing	46	24				
Returns	4	2				
SCORE BY PERIODS	Q1	Q2	Q3	Q4	OT	PTS
Saints	99	166	126	153	3	547
Opponents	70	113	67	89	0	339

2-PT. CONVERSIONS:	MOORE 2	SAINTS 2-3	OPP. 0-0		
SACKS:	Harper 7.5, Smith 6.5, Galette 4.5, Casillas 3, McBride 2, Charleston 1, Dunbar 1, Humber 1, Jenkins 1, Tom Johnson 1, Jordan 1, Shanle 1, Torrence 1, Wilson 1, Ellis 0.5, Saints 33, Opp. 24				
FUM/LOST:	Brees 1/1, Colston 1/1, Graham 1/1, Henderson 1/0, Ingram 1/1, P. Thomas 1/1				
RUSHING	No	Yds	Avg	LG	TD
Sproles	87	603	6.9	36	2
P. Thomas	110	562	5.1	33	5
Ingram	122	474	3.9	35t	5
Ivory	79	374	4.7	35t	5
Brees	21	86	4.1	20	1
Meachem	4	18	4.5	8	0
Henderson	1	9	9.0	9	0
Collins	4	4	1.0	2	2
Daniel	3	-3	-1.0	-1	0
Saints	431	2127	4.9	36	16
Opponents	351	1738	5.0	69t	11
RECEIVING	No	Yds	Avg	Long	TD
Graham	99	1310	13.2	59	11
Sproles	86	710	8.3	39	7
Colston	80	1143	14.3	50	8
Moore	52	627	12.1	47t	8
P. Thomas	50	425	8.5	57	1
Meachem	40	620	15.5	67t	6
Henderson	32	503	15.7	79t	2
Collins	11	50	4.5	14	2
Ingram	11	46	4.2	9	0
D. Thomas	5	16	3.2	8	0
Gilmore	3	20	6.7	9	1
Arrington	2	31	15.5	17	0
Higgins	1	4	4.0	4	0
Saints	472	5505	11.7	79t	46
Opponents	362	4413	12.2	72t	24

KICKOFF RET.	No	Yds	Avg	Long	TD
Sproles	40	1089	27.2	92	0
P. Thomas	1	15	15.0	15	0
Collins	1	7	7.0	7	0
Graham	0	0	---	---	0
Saints	42	1111	26.5	92	0
Opponents	36	927	25.8	108t	1

FIELD GOALS	1-19	20-29	30-39	40-49	50+
Kasay	0/0	0/11	10/10	5/8	2/5
Saints	0/0	11/11	10/10	5/8	2/5
Opponents	0/0	6/6	9/9	11/13	1/4

2011 NFC SOUTH STANDINGS	Saints Finish:	1st Place		
New Orleans	13	3	0	.813
Atlanta	10	6	0	.625
Carolina	6	10	0	.375
Tampa Bay	4	12	0	.250

PASSING	Att	Cmp	Yds	Cmp%	Yds/Att	TD	TD%	Int	Int%	Long	Sack/Lost	Rating
Brees	657	468	5476	71.2	8.33	46	7.0	14	2.1	79t	24/158	110.6
Daniel	5	4	29	80.0	5.80	0	0.0	0	0.0	14	0/0	90.8
Saints	662	472	5505	71.3	8.32	46	6.9	14	2.1	79t	24/158	110.5
Opponents	626	362	4413	57.8	7.05	24	3.8	9	1.4	72t	33/256	86.4

OWNERSHIP • FOOTBALL • ADMINISTRATION • RECORDS • HISTORY

# SAINTS STATISTICS



## 2012

### RECORD: 7-9

### FINISH: 3rd-NFC SOUTH

Date	W/L	Score	Opponent	Attendance
9/9	L	32-40	WASHINGTON	72,180
9/16	L	27-35	at Carolina	72,879
9/23	Lot	24-27	KANSAS CITY	72,226
9/30	L	27-28	at Green Bay	70,571
10/7	W	31-24	SAN DIEGO	73,109
10/21	W	35-28	at Tampa Bay	58,906
10/28	L	14-34	at Denver	76,832
11/5	W	28-13	PHILADELPHIA	73,099
11/11	W	31-27	ATLANTA	73,126
11/18	W	38-17	at Oakland	56,880
11/25	L	21-31	SAN FRANCISCO	73,147
11/29	L	13-23	at Atlanta	70,514
12/9	L	27-52	at New York Giants	81,437
12/16	W	40-0	TAMPA BAY	73,096
12/23	Wot	34-31	at Dallas	92,570
12/30	L	38-44	CAROLINA	73,124

TEAM STATISTICS				
	N.O.	OPP		
Total First Downs	352	380		
Rushing	64	116		
Passing	267	236		
Penalty	21	28		
3rd Down: Made/Att	91/207	80/208		
3rd Down Pct	44.0	38.5		
4th Down: Made/Att	8/14	10/19		
4th Down Pct	57.1	52.6		
POSSESSION AVG.	28:36	31:24		
TOTAL NET YARDS	6574	7042		
Avg. Per Game	410.9	440.1		
Total Plays	1067	1089		
Avg. Per Play	6.2	6.5		
NET YARDS RUSHING	1577	2361		
Avg. Per Game	98.6	147.6		
Total Rushes	370	457		
NET YARDS PASSING	4997	4681		
Avg. Per Game	312.3	292.6		
Sacked/Yards Lost	26/190	30/194		
Gross Yards	5187	4875		
Att./Completions	671/423	602/370		
Completion Pct.	63.0	61.5		
Had Intercepted	19	15		
PUNTS/AVERAGE	74/50.1	63/45.7		
NET PUNTING AVG.	74/43.2	63/40.1		
PENALTIES/YARDS	104/911	102/835		
FUMBLES/BALL LOST	13/5	19/11		
TOUCHDOWNS	58	53		
Rushing	10	18		
Passing	43	31		
Returns	5	4		

SCORE BY PERIODS					
Q1	Q2	Q3	Q4	OT	PTS
Saints	101	154	110	93	3 461
Opponents	96	133	96	126	3 454

SCORING	TD	Ru	Pa	Rt	PAT	FG	S	TP
Hartley	0	0	0	0	57/57	18/22	0	111
Colston	10	0	10	0	0	60	0	60
J. Graham	9	0	9	0	0	54	0	54
Sproles	8	1	7	0	0	50	0	50
Moore	6	0	6	0	0	36	0	36
Ingram	5	5	0	0	0	30	0	30
D. Thomas	4	0	4	0	0	24	0	24
Morgan	3	0	3	0	0	18	0	18
Collins	2	0	2	0	0	12	0	12
Ivory	2	2	0	0	0	12	0	12
P. Thomas	2	1	1	0	0	12	0	12
Brees	1	1	0	0	0	6	0	6
Henderson	1	0	1	0	0	6	0	6
Jenkins	1	0	1	0	0	6	0	6
Mack	1	0	0	1	0	6	0	6
P. Robinson	1	0	0	1	0	6	0	6
Roby	1	0	0	1	0	6	0	6
Wilma	1	0	0	1	0	6	0	6
Saints	58	10	43	5	57/57	18/22	0	461
Opponents	53	18	31	4	53/53	27/33	1	454

2-PT. Conversions:				
Sproles 1-1	Saints 1-1	Opp. 0-0	SACKS:	Jordan 8, Smith 6, Galette 5, Wilson 3, Bunkley 2.5, Johnson 2, Lofton 1, P. Robinson 1, Wilma 1, Shanle 0.5, Saints 30, Opp. 26
FUM/LOST: Brees 5/1, Colston 4/2, Cadet 1/1, Collins 1/1, J. Graham 1/0, Henderson 1/0				

RUSHING				
No	Yds	Avg	LG	TD
Ingram	156	602	3.9	31
P. Thomas	105	473	4.5	48
Sproles	48	244	5.1	47
Ivory	40	217	5.4	56
Daniel	3	17	5.7	19
Henderson	1	13	13.0	13
Brees	15	5	0.3	11
Cadet	1	5	5.0	5
Morgan	1	1	1.0	1
Saints	370	1,577	4.3	56
Opponents	457	2,361	5.2	91

RECEIVING				
No.	Yds	Avg	Long	TD
J. Graham	85	982	11.6	49
Colston	83	1154	13.9	60
Sproles	75	667	8.9	44
Moore	65	1041	16.0	51
P. Thomas	39	354	9.1	36
Henderson	22	316	14.4	41
Collins	14	70	5.0	12
D. Thomas	11	86	7.8	20
Morgan	10	379	37.9	80
Ingram	6	29	4.8	16
Cadet	5	44	8.8	17
Camarillo	4	44	11.0	13
Ivory	2	15	7.5	13
Roby	1	9	9.0	9
Higgins	1	-3	-3.0	-3
Saints	423	5187	12.3	80
Opponents	370	4875	13.2	95

INTERCEPTIONS				
No.	Yds	Avg	Long	TD
P. Robinson	3	99	33.0	99
Greer	3	31	10.3	28
Harper	2	41	20.5	41
Abdul-Quddus	2	12	6.0	12
Mack	1	73	73.0	73
Jenkins	1	55	55.0	55
Bush	1	40	40.0	40
Wilma	1	18	18.0	18
White	1	0	0.0	0
Saints	15	369	24.6	99
Opponents	19	356	18.7	70

PUNTING				
No.	Yds	Avg	Net	TB
Moore	74	3707	50.1	43.2
Saints	74	3707	50.1	43.2
Opponents	63	2876	45.7	40.1

PUNT RETURNS				
Ret	FC	Yds	Avg	Long
Sproles	23	14	183	8.0
Cadet	1	2	2	2
Moore	1	3	5	5
P. Robinson	0	1	0	0
Saints	25	20	190	7.6
Opponents	31	12	391	12.6

KICKOFF RET.				
No.	Yds	Avg	Long	TD
Cadet	26	690	26.5	75
Sproles	18	483	26.8	48
P. Thomas	5	91	18.2	38
Collins	1	0	0.0	0
Galette	1	2	2.0	2
Saints	51	1266	24.8	75
Opponents	42	1049	25.0	97

FIELD GOALS				
1-19	20-29	30-39	40-49	50+
Hartley	0/0	9/9	4/6	2/3
Saints	0/0	9/9	4/6	2/3
Opponents	0/0	7/7	11/13	8/9

2012 NFC SOUTH STANDING				
Saints Finish: 3rd Place				
Atlanta	13	3	0	813
Carolina	7	9	0	438
New Orleans	7	9	0	438
Tampa Bay	7	9	0	438

HISTORY • RECORDS • ADMINISTRATION • FOOTBALL • OWNERSHIP



# SAINTS STATISTICS

## 2014

### RECORD: 7-9

### FINISH: 2nd-NFC SOUTH



Date	W/L	Score	Opponent	Attendance
9/7	L	34-37 OT	at Atlanta	70,706
9/14	L	24-26	at Cleveland	67,407
9/21	W	20-9	Minnesota	73,005
9/28	L	17-38	at Dallas	91,176
10/5	W	37-21	Tampa Bay	73,004
10/19	L	23-24	at Detroit	63,271
10/26	W	44-23	Green Bay	73,146
10/30	W	28-10	at Carolina	73,663
11/9	L	24-27 OT	San Francisco	73,129
11/16	L	10-27	Cincinnati	73,073
11/24	L	27-34	Baltimore	73,373
11/30	W	35-32	at Pittsburgh	61,916
12/7	L	10-41	Carolina	73,006
12/15	W	31-15	at Chicago	60,996
12/21	L	14-30	Atlanta	73,164
12/28	W	23-20	at Tampa Bay	59,952

TEAM STATISTICS	N.O.	OPP
<b>Total First Downs</b>	<b>395</b>	<b>345</b>
Rushing	101	111
Passing	258	205
Penalty	36	29
3rd Down: Made/Att	98/203	99/215
3rd Down Pct.	48.3%	46.0%
4th Down: Made/Att	8/15	4/8
4th Down Pct.	53.3%	50.0%
<b>POSSESSION AVG.</b>	<b>30:03</b>	<b>29:57</b>
<b>TOTAL NET YARDS</b>	<b>6582</b>	<b>6144</b>
Avg. Per Game	411.4	384.0
Total Plays	1095	1022
Avg. Per Play	6.0	6.0
<b>NET YARDS RUSHING</b>	<b>1818</b>	<b>2125</b>
Avg. Per Game	113.6	132.8
Total Rushes	406	442
<b>NET YARDS PASSING</b>	<b>4764</b>	<b>4019</b>
Avg. Per Game	297.8	251.2
Sacked/Yards Lost	30/188	34/188
Gross Yards	4952	4207
Attempts/Completions	659/546	546/341
Completion Pct.	69.2%	62.5%
Had Intercepted	17	12
<b>PUNTS/AVERAGE</b>	<b>58/46.4</b>	<b>63/44.2</b>
<b>NET PUNTING AVG.</b>	<b>42.9</b>	<b>41.4</b>
<b>PENALTIES/YARDS</b>	<b>80/670</b>	<b>105/889</b>
<b>FUMBLES/BALL LOST</b>	<b>22/13</b>	<b>15/5</b>
<b>TOUCHDOWNS</b>	<b>49</b>	<b>47</b>
Rushing	16	17
Passing	33	26
Returns	0	4

SCORE BY PERIODS	Q1	Q2	Q3	Q4	OT	Pts
<b>Saints</b>	<b>55</b>	<b>116</b>	<b>76</b>	<b>148</b>	<b>6</b>	<b>401</b>
<b>Opponents</b>	<b>81</b>	<b>115</b>	<b>104</b>	<b>118</b>	<b>6</b>	<b>424</b>

SCORING	TD	Ru	Pa	Rt	PAT	FG	S	PT
S.Graham	0	0	0	0	46/47	19/22	0	103
J.Graham	10	0	10	0	0/0	0/0	0	60
Ingram	9	9	0	0	0/0	0/0	0	54
Colston	5	5	0	0	0/0	0/0	0	24
Hill	5	0	5	0	0/0	0/0	0	30
Cooks	4	1	3	0	0/0	0/0	0	24
K.Robinson	3	3	0	0	0/0	0/0	0	18
Stills	3	0	3	0	0/0	0/0	0	18
Thomas	3	2	1	0	0/0	0/0	0	18
Watson	2	0	2	0	0/0	0/0	0	12
Lorig	1	0	1	0	0/0	0/0	0	6
Brees	1	1	0	0	0/0	0/0	0	6
Cadet	1	0	1	0	0/0	0/0	0	6
Toon	1	0	1	0	0/0	0/0	0	6
Johnson	1	0	1	0	0/0	0/0	0	6
Galette	0	0	0	0	0/0	0/0	2	4

<b>Saints</b>	<b>49</b>	<b>16</b>	<b>33</b>	<b>0</b>	<b>46/47</b>	<b>19/22</b>	<b>2</b>	<b>401</b>
<b>Opponents</b>	<b>47</b>	<b>17</b>	<b>26</b>	<b>4</b>	<b>43/43</b>	<b>31/32</b>	<b>0</b>	<b>424</b>

**2-PT. Conversions: Saints 0/1, Opp. 3/4**  
**SACKS:** Galette 10.0, Jordan 7.5, Hawthorne 3.0, Haralson 3.0, Walker 2.5, Hicks 2.0, Edehali 2.0, Humber 1.0, Vaccaro 1.0, Jenkins 1.0, White 1.0 **Saints: 34.0, Opponents: 30.0**

**FUM/LOST:** Brees 7/3, Cadet 2/2, J. Graham 2/2, K. Robinson 2/2, Colston 1/1, Ingram 3/1, Lorig 1/1, Toon 1/1, Cooks 1/0, Goodwin 1/0, Stills 1/1. **Total: 22/13**

RUSHING	No	Yds	Avg	LG	TD
Ingram	226	964	4.3	31	9
K.Robinson	76	362	4.8	62	3
Thomas	45	222	4.9	27	2
Cooks	7	73	10.4	28	1
Brees	27	68	2.5	13	1
Morgan	1	67	67.0	67	0
Cadet	10	32	3.2	8	0
Johnson	8	22	2.8	8	0
Lorig	3	4	1.3	4	0
Toon	1	4	4.0	4	0
Baker	1	2	2.0	2	0
Stills	1	-2	-2.0	-2	0
<b>Saints</b>	<b>406</b>	<b>1818</b>	<b>4.5</b>	<b>67</b>	<b>16</b>
<b>Opponents</b>	<b>442</b>	<b>2125</b>	<b>4.8</b>	<b>69</b>	<b>17</b>

RECEIVING	No.	Yds	Avg	Long	TD
J.Graham	85	889	10.5	29	10
Stills	63	931	14.8	69	3
Colston	59	902	15.3	57	5
Cooks	53	550	10.4	50	3
Thomas	45	378	8.4	39	1
Cadet	38	296	7.8	31	0
Ingram	29	145	5.0	14	0
Watson	20	136	6.8	15	2
Toon	17	215	12.6	24	1
Hill	14	176	12.6	37	5
Lorig	9	27	3.0	14	1
K.Robinson	8	63	7.9	17	0
Meachem	7	114	16.3	25	0
Morgan	4	92	23.0	62	0
Johnson	2	15	7.5	13	1
Leonard	1	15	15.0	15	0
Saunders	1	7	7.0	7	0
Brees	1	1	1.0	1	0
<b>Saints</b>	<b>456</b>	<b>4952</b>	<b>10.9</b>	<b>69</b>	<b>33</b>
<b>Opponents</b>	<b>341</b>	<b>4207</b>	<b>12.3</b>	<b>73</b>	<b>26</b>

INTERCEPTIONS	No.	Yds	Avg	Long	TD
Warren	2	53	26.5	32	0
Vaccaro	2	45	22.5	45	0
Lewis	2	2	1.0	2	0
Robinson	2	2	1.0	2	0
White	2	2	1.0	2	0
Hawthorne	1	10	10.0	10	0
Jordan	1	6	6.0	6	0
<b>Saints</b>	<b>12</b>	<b>120</b>	<b>10.0</b>	<b>45</b>	<b>0</b>
<b>Opponents</b>	<b>17</b>	<b>240</b>	<b>14.1</b>	<b>62</b>	<b>3</b>

PUNTING	No.	Yds	Avg	Net	TB	In	LG	B
T.Morstead	58	2690	46.4	42.9	5	19	63	0
<b>Saints</b>	<b>58</b>	<b>2690</b>	<b>46.4</b>	<b>42.9</b>	<b>5</b>	<b>19</b>	<b>63</b>	<b>0</b>
<b>Opponents</b>	<b>63</b>	<b>2783</b>	<b>44.2</b>	<b>41.4</b>	<b>2</b>	<b>33</b>	<b>73</b>	<b>0</b>

PUNT RET.	Ret	FC	Yds	Avg	Long	TD
Cooks	10	15	35	3.5	15	0
Saunders	9	5	99	11.0	32	0
Byrd	0	5	0	0.0	0	0
Cadet	0	1	0	0.0	0	0
<b>Saints</b>	<b>19</b>	<b>26</b>	<b>134</b>	<b>7.1</b>	<b>32</b>	<b>0</b>
<b>Opponents</b>	<b>24</b>	<b>13</b>	<b>99</b>	<b>4.1</b>	<b>14</b>	<b>0</b>

KICKOFF RET.	No.	Yds	Avg	Long	TD
Cadet	15	364	24.3	34	0
Saunders	3	139	46.3	99	0
K.Robinson	1	28	28.0	28	0
Cooks	1	12	12.0	12	0
Lelito	1	0	0.0	0	0
<b>Saints</b>	<b>21</b>	<b>543</b>	<b>25.9</b>	<b>99</b>	<b>0</b>
<b>Opponents</b>	<b>39</b>	<b>1029</b>	<b>26.4</b>	<b>43</b>	<b>0</b>

FIELD GOALS	1-19	20-29	30-39	40-49	50+
S.Graham	0/0	6/6	9/9	3/5	1/2
<b>Saints</b>	<b>0/0</b>	<b>6/6</b>	<b>9/9</b>	<b>3/5</b>	<b>1/2</b>
<b>Opponents</b>	<b>0/0</b>	<b>6/6</b>	<b>10/10</b>	<b>9/9</b>	<b>6/7</b>

**S. Graham:** (31G, 50G) (27G) ( ) (41N, 30G) (30G, 29G, 44G) (27G, 48G, 36G) (31G, 29G, 37G) ( ) (40G) (31G) (20G, 34G) ( ) (37G, 42N) (51N, 25G) ( )  
**Opponents:** (40G, 51G, 52G) (32G, 29G) (25G, 30G, 40G) (51G) (55G) (21G) (31G, 49G, 27G) (31G) (45G, 35G) (22G, 42G) (31G, 55G) (49G, 31G, 54N, 47G) (37G, 41G) ( ) (44G, 50G, 32G) (39G, 27G)

2014 NFC SOUTH STANDINGS				
Saints Finish: 2nd Place				
Carolina	7	8	1	.469
<b>New Orleans</b>	<b>7</b>	<b>9</b>	<b>0</b>	<b>.438</b>
Atlanta	6	10	0	.375
Tampa Bay	2	14	0	.125

PASSING	Att	Cmp	Yds	Cmp%	Yds/Att	TD	TD%	Int	Int%	Long	Sack/Lost	Rating
D.Brees	659	456	4952	69.2%	7.5	33	5.0%	17	2.6%	69t	29/186	97.0
T.Morstead	0	0	0	0.0%	0.0	0	0.0%	0	0.0%	0	1/2	0.0
<b>Saints</b>	<b>659</b>	<b>456</b>	<b>4952</b>	<b>69.2%</b>	<b>7.5</b>	<b>33</b>	<b>5.0%</b>	<b>17</b>	<b>2.6%</b>	<b>69t</b>	<b>30/188</b>	<b>97.0</b>
<b>Opponents</b>	<b>546</b>	<b>341</b>	<b>4207</b>	<b>62.5%</b>	<b>7.7</b>	<b>26</b>	<b>4.8%</b>	<b>12</b>	<b>2.2%</b>	<b>73t</b>	<b>34/188</b>	<b>93.0</b>

HISTORY • RECORDS • ADMINISTRATION • FOOTBALL • OWNERSHIP

# HISTORICAL PLAYOFF SUMMARIES

## MINNESOTA VIKINGS • 44 SAINTS • 10

### NFC Wild Card Playoff (Jan. 3, 1988) - Louisiana Superdome (68,127)

The Vikings spoiled the Saints' playoff debut by racing out to a 21-point lead at halftime and never looking back in an NFC Wild Card Playoff game in the Superdome. New Orleans struck first when QB **Bobby Hebert** found WR **Eric Martin** for a 10-yard TD pass early in the first quarter, but the Vikings answered with 24 consecutive points. The Saints scored their final points on a 40-yard FG by K **Morten Andersen** late in the first half. A "Hail Mary" TD pass from QB **Wade Wilson** to WR **Hassan Jones** as the second quarter ended pushed the Vikings lead to 31-10. The Saints were held without a rushing first down in the contest while only moving the chains nine times. Minnesota controlled the ball for over 41 minutes, posting 28 first downs and rushing for 210 yards in the victory.

Minnesota Vikings		10	21	3	10	<b>44</b>
New Orleans Saints		7	3	0	0	<b>10</b>
<b>Team</b>	<b>Q</b>	<b>Time</b>	<b>Play Description (Extra Point) (Drive Info)</b>			
<b>NO</b>	1	13:37	Martin 10 pass from Hebert (Andersen kick) (2-11, 0:44)			
MIN	1	8:01	Nelson 42 FG (4-2, 2:05)			
MIN	1	3:07	Carter 84 punt return (Nelson kick)			
MIN	2	11:41	Jordan 5 pass from Wilson (Nelson kick) (10-65, 4:21)			
MIN	2	6:10	Carter 10 pass from Rice (Nelson kick) (7-54, 3:08)			
<b>NO</b>	2	3:06	Andersen 40 FG (8-40, 3:04)			
MIN	2	0:00	Jones 44 pass from Wilson (Nelson kick) (3-35, 0:35)			
MIN	3	1:15	Nelson 32 FG (11-68, 3:10)			
MIN	4	7:14	Nelson 19 FG (13-54, 8:27)			
MIN	4	1:46	Dozier 8 run (Nelson kick) (10-60, 4:20)			

	MIN	NO
Total First Downs	28	9
Total Net Yards	417	149
Rushes-Yards	50-210	14-53
Net Yards Passing	207	96
Passing (A-C-I)	30-17-0	31-11-4
Sacked-Yards	6-42	2-8
Punts-Average	3-32	6-44.2
Fumbles-Lost	4-2	0-0
Penalties-Yards Lost	6-64	3-2
Time of Possession	41:18	18:42

#### RUSHING

**MIN:** D. Nelson 17-73; Andersen 7-49; Dozier 8-45, 1 TD; Fenney 7-20; Rice 4-10; Kramer 2-5; W. Wilson 2-5; Gannon 3-3  
**NO:** Hilliard 8-39; Mayes 3-11; Hebert 2-2; Jordan 1-1

#### PASSING

**MIN:** Wilson 20-11-0, 189 yards, 2 TDs; Kramer 9-5-0, 50 yards; Rice 1-1-0, 10 yards, 1 TD  
**NO:** Hebert 19-9-2, 84 yards, 1 TD; Wilson 12-2-2, 20 yards

#### RECEIVING

**MIN:** Carter 6-79, 1 TD; D. Nelson 2-56; Lewis 2-27; Jordan 2-17, 1 TD; Rice 2-17; Jones 1-44, 1 TD; Gustafson 1-12; Anderson 1-(-3)  
**NO:** Brenner 2-33; Hill 2-15; Hilliard 2-15; Pattison 2-18; Tice 2-13; Martin 1-10, 1 TD

## CHICAGO BEARS • 16 SAINTS • 6

### NFC Wild Card Playoff (Jan. 6, 1991) - Soldier Field (60,767)

In a clash between two of the NFL's top defenses, the Bears jumped ahead 10-0 and held off the Saints in an NFC Wild Card Playoff game at Soldier Field. The Bears went up 3-0 on a K **Kevin Butler** 33-yard FG after an interception. Chicago surged ahead by 10 points when QB **Mike Tomczak** connected with TE **James Thornton** on an 18-yard scoring pass. K **Morten Andersen** got the Saints on the scoreboard with a 47-yard FG with 1:38 remaining in the half. An offside call on New Orleans nullified a 61-yard return of a blocked Bears FG attempt in the third quarter. Chicago took advantage on the reprieve, driving to set up a 22-yard field goal to give the Bears a 13-3 advantage midway through the third quarter. The teams traded FGs in the final quarter, with Andersen drilling a 38-yard kick and Butler connecting from 21 yards out to produce the winning margin. Chicago RB **Neal Anderson** rushed 27 times for 102 yards and hauled in four passes for 42 yards as the Bears rolled up 365 total yards to the Saints' 193 yards of offense.

New Orleans Saints		0	3	0	3	<b>6</b>
Chicago Bears		3	7	3	3	<b>16</b>
<b>Team</b>	<b>Q</b>	<b>Time</b>	<b>Play Description (Extra Point) (Drive Info)</b>			
CHI	1	10:06	Butler 19 FG (6-32, 3:22)			
CHI	2	13:08	Thornton 18 pass from Tomczak (Butler kick) (6-62, 4:07)			
<b>NO</b>	2	1:38	Andersen 47 FG (6-18, 2:09)			
CHI	3	7:29	Butler 22 FG (16-60, 8:31)			
<b>NO</b>	4	12:26	Andersen 38 FG (6-61, 4:55)			
CHI	4	6:02	Butler 21 FG (9-68, 6:24)			

	NO	CHI
Total First Downs	11	18
Total Net Yards	193	365
Rushes-Yards	18-65	43-189
Net Yards Passing	128	176
Passing (A-C-I)	34-11-3	26-13-0
Sacked-Yards Lost	2-25	2-12
Punts-Average	3-30	2-27.5
Fumbles-Lost	1-0	2-1
Penalties-Yards Lost	2-10	7-57
Time of Possession	22:29	37:31

#### RUSHING

**NO:** Fenerty 8-29; Fourcade 2-13; Hilliard 4-13; Heyward 4-10  
**CHI:** Anderson 27-102; Muster 12-71; Green 2-8; Tomczak 2-8

#### PASSING

**NO:** Walsh 16-6-1, 74 yards; Fourcade 18-5-2, 79 yards  
**CHI:** Tomczak 25-12-0, 166 yards, 1 TD; Anderson 1-1-0, 22 yards

#### RECEIVING

**NO:** Fenerty 4-22; Martin 2-47; Sales 1-31; Tice 1-19; Brenner 1-7; Perriman 1-11; Turner 1-6  
**CHI:** Anderson 4-42; Thornton 2-43, 1 TD; Gentry 2-41; Morris 2-28; Muster 2-21; Davis 1-13

# HISTORICAL PLAYOFF SUMMARIES

## ATLANTA FALCONS • 27 SAINTS • 20

### NFC Wild Card Playoff (Dec. 28, 1991) - Louisiana Superdome (68,794)

Atlanta posted 10 unanswered points in the last 7:43 of final quarter – including a 61-yard TD grab by WR **Michael Haynes** – to defeat the Saints, 27-20, in a Wild Card clash between division rivals. A TD pass from QB **Bobby Hebert** to WR **Floyd Turner** gave New Orleans a 7-0 advantage and K **Morten Andersen** increased the lead with a 45-yard FG. The Falcons got on the board when QB **Chris Miller** found WR **Andre Rison** for a 24-yard TD pass in the second quarter. K **Norm Johnson**'s 44-yard FG with 0:37 left in the first half tied the score, but the Saints responded with a 35-yard FG by Andersen for a 13-10 advantage at halftime. Atlanta surged ahead with a TD early in the third quarter, but the Saints came back with RB **Dalton Hilliard**'s one-yard TD plunge. A 36-yard FG by Johnson tied it up, and Haynes' long TD with 2:41 left provided the winning margin. Hebert was intercepted with 1:10 left at the Atlanta 35.

Atlanta Falcons		0	10	7	10	27
New Orleans Saints		7	6	0	7	20
<b>Team</b>	<b>Q</b>	<b>Time</b>	<b>Play Description (Extra Point) (Drive Info)</b>			<b>V-H</b>
<b>NO</b>	1	8:57	Turner 26 pass from Hebert (Andersen kick) (11-78, 6:03)			0-7
<b>NO</b>	2	11:37	Andersen 45 FG (6-24, 3:19)			0-10
<b>ATL</b>	2	5:28	Rison 24 pass from Miller (Johnson kick) (11-80, 6:11)			7-10
<b>ATL</b>	2	0:37	Johnson 44 FG (10-37, 2:13)			10-10
<b>NO</b>	2	0:00	Andersen 35 FG (4-41, 0:37)			10-13
<b>ATL</b>	3	9:59	Haynes 20 pass from Miller (Johnson kick) (9-84, 5:01)			17-13
<b>NO</b>	4	14:10	Hilliard 1 run (Andersen kick) (19-80, 10:49)			17-20
<b>ATL</b>	4	7:43	Johnson 36 FG (11-45, 6:27)			20-20
<b>ATL</b>	4	2:41	Haynes 61 pass from Miller (Johnson kick) (5-80, 1:53)			27-20

	ATL	NO
Total First Downs	20	23
Total Net Yards	334	330
Rushes-Yards	22-79	22-65
Net Yards Passing	255	265
Passing (A-C-I)	30-18-1	44-26-2
Sacked-Yards	5-36	1-8
Punts-Average	1-42	3-54
Fumbles-Lost	3-1	2-1
Penalties-Yards Lost	6-48	5-49
Time of Possession	26:52	33:08

RUSHING		PASSING		RECEIVING	
<b>ATL:</b>	Rozier 7-35; Pegram 11-26; Miller 4-18	<b>ATL:</b>	Miller 30-18-1, 291 yards, 3 TDs	<b>ATL:</b>	Haynes 6-144, 2 TDs; Pritchard 5-63; Rison 4-56, 1 TD; Thomas 1-19; Pegram 1-5; Dixon 1-4
<b>NO:</b>	McAfee 14-49; Hebert 1-9; Hilliard 4-5, 1 TD; Jordan 3-2	<b>NO:</b>	Hebert 44-26-2, 273 yards, 1 TD	<b>NO:</b>	Martin 7-83; Turner 5-75, 1 TD; Early 5-41; Hilliard 5-33; Carroll 2-23; Tice 1-13; Jordan 1-5

## PHILADELPHIA EAGLES • 36 SAINTS • 20

### NFC Wild Card Playoff (Jan. 3, 1993) - Louisiana Superdome (68,893)

The Philadelphia Eagles rallied from a 20-7 deficit to defeat the Saints, 36-20, in an NFC Wild Card Playoff game at the Superdome. The Saints took a 7-0 lead in the first quarter when **Craig Heyward** scored on a one-yard run. The Eagles tied the game on a 57-yard TD pass but the Saints got a 17-7 halftime lead on a **Bobby Hebert** scoring pass and a 35-yard FG by K **Morten Andersen**. Andersen drilled another FG in the third quarter, but Philadelphia pulled to 20-10 on a **Roger Ruzek** 40-yard FG. The Eagles grabbed a 24-20 lead with TDs on their first two possessions of the fourth quarter and Hebert was sacked for a safety by DE **Reggie White**. Ruzek booted a 39-yard FG and CB **Eric Allen** returned an INT for another score in the final minutes.

Philadelphia Eagles		7	0	3	26	36
New Orleans Saints		7	10	3	0	20
<b>Team</b>	<b>Q</b>	<b>Time</b>	<b>Play Description (Extra Point) (Drive Info)</b>			<b>V-H</b>
<b>NO</b>	1	9:20	Heyward 1 run (Andersen kick) (8-73, 5:40)			0-7
<b>PHI</b>	1	3:22	Barnett 57 pass from Cunningham (Ruzek kick) (4-80, 2:15)			7-7
<b>NO</b>	2	8:18	Andersen 35 FG (13-71, 7:07)			7-10
<b>NO</b>	2	4:14	Early 7 pass from Hebert (Andersen kick) (4-53, 2:25)			7-17
<b>NO</b>	3	6:28	Andersen 42 FG (5-44, 3:25)			7-20
<b>PHI</b>	3	1:01	Ruzek 40 FG (9-39, 4:05)			10-20
<b>PHI</b>	4	10:37	Barnett 35 pass from Cunningham (Ruzek kick) (9-64, 4:08)			17-20
<b>PHI</b>	4	6:48	Sherman 6 run (Ruzek kick) (5-26, 3:27)			24-20
<b>PHI</b>	4	5:36	Hebert sacked by White for a safety			26-20
<b>PHI</b>	4	2:36	Ruzek 39 FG (7-40, 3:00)			29-20
<b>PHI</b>	4	2:17	Allen 18 interception return (Ruzek kick)			36-20

	PHI	NO
Total First Downs	19	20
Total Net Yards	349	360
Rushes-Yards	28-136	20-76
Net Yards Passing	213	284
Passing (A-C-I)	35-19-0	39-23-3
Sacked-Yards	1-6	1-7
Punts-Average	5-51.2	3-45.3
Fumbles-Lost	1-1	1-1
Penalties-Yards Lost	4-37	4-35
Time of Possession	31:25	28:35

RUSHING		PASSING		RECEIVING	
<b>PHI:</b>	Sherman 21-105, 1 TD; Cunningham 2-19; Walker 5-12	<b>PHI:</b>	Cunningham 35-19-0, 219 yards, 2 TDs	<b>PHI:</b>	Byars 6-37; Barnett 4-102, 2 TDs; Williams 4-36; Sherman 3-29; Green 1-14; Walker 1-1
<b>NO:</b>	Dunbar 4-28; Heyward 10-23, 1 TD; Hebert 3-18; Hilliard 3-7	<b>NO:</b>	Hebert 39-23-3, 291 yards, 1 TD	<b>NO:</b>	Early 7-93, 1 TD; Martin 5-64; Dunbar 4-49; Heyward 3-45; Brenner 2-24; Hilliard 1-10; Small 1-6



# HISTORICAL PLAYOFF SUMMARIES

## SAINTS • 31 ST. LOUIS RAMS • 28

### NFC Wild Card Playoff (Dec. 30, 2000) - Louisiana Superdome (64,900)

The Saints earned the first playoff win in franchise history by jumping ahead to a commanding lead early by scoring 31 unanswered points and weathering a late St. Louis rally at the Superdome. After a St. Louis TD in the first quarter, the Saints scored on five of their next nine possessions. QB **Aaron Brooks** found WR **Robert Wilson** for a 12-yard TD pass and K **Doug Brien** hit a 33-yard FG for a 10-7 lead. Brooks then connected with WR **Willie Jackson** on TD passes of 10, 49 and 16 yards for a 31-7 lead with 11:57 left. The Rams mounted a comeback as QB **Kurt Warner** threw two TD passes and ran for another TD to pull St. Louis within three points. The Saints were forced to punt with 1:51 remaining, but the return was muffed by WR **Az-Zahir Hakim**. FB **Brian Milne** recovered the loose ball to seal the win. Jackson tied an NFL Playoff record with three TD catches as part of a six-catch, 142-yard day.

St. Louis Rams			7	0	0	21	28			
New Orleans Saints			0	10	7	14	31	STL	NO	
Team	Q	Time	Play Description (Extra Point) (Drive Info)				V-H	Total First Downs	17	17
STL	1	5:58	Bruce 17 pass from Warner (Wilkins kick) (11-68, 6:55)				7-0	Total Net Yards	384	301
NO	2	14:56	Wilson 12 pass from Brooks (Brien kick) (11-70, 6:02)				7-7	Rushes-Yards	16-34	32-50
NO	2	1:30	Brien 33 FG (4-5, 0:51)				7-10	Net Yards Passing	350	251
NO	3	8:40	Jackson 10 pass from Brooks (Brien kick) (7-45, 3:23)				7-17	Passing (A-C-I)	40-24-3	29-16-1
NO	4	13:22	Jackson 49 pass from Brooks (Brien kick) (5-74, 2:55)				7-24	Sacked-Yards	2-7	6-12
NO	4	11:57	Jackson 16 pass from Brooks (Brien kick) (1-16, 0:05)				7-31	Punts-Average	5-43.0	6-41.0
STL	4	9:36	Proehl 17 pass from Warner (run failed) (4-80, 2:21)				13-31	Fumbles-Lost	3-2	4-1
STL	4	3:52	Faulk 25 pass from Warner (Wilkins kick) (3-62, 0:48)				20-31	Penalties-Yards Lost	9-60	5-40
STL	4	2:36	Warner 5 run (Faulk pass from Warner) (5-47, 1:07)				28-31	Time of Possession	28:29	31:31

RUSHING		PASSING		RECEIVING	
STL:	Faulk 14-24; Warner 1-5, 1 TD; Watson 1-5	STL:	Warner 40-24-3, 365 yards, 3 TDs	STL:	Bruce 7-127, 1 TD; Faulk 7-99, 1 TD; Proehl 3-46, 1 TD; Williams 3-25; Hakim 2-42; Holt 2-26
NO:	Brooks 10-26; Allen 16-21; Morton 2-5; Moore 3-1; Jackson 1(-3)	NO:	Brooks 29-16-1, 266 yards, 4 TDs	NO:	Jackson 6-142, 3 TDs; Wilson 3-41, 1 TD; Reed 3-27; Morton 2-34; A. Glover 1-16; Allen 1-6

## MINNESOTA VIKINGS • 34 SAINTS • 16

### NFC Divisional Playoff (Jan. 6, 2001) - Metrodome (63,881)

The Vikings raced out to a 21-point lead on the way to a 34-16 victory in the NFC Divisional Playoff game at the Metrodome. Minnesota QB **Daunte Culpepper** found WR **Randy Moss** for a 53-yard TD pass on the Vikings' opening series. The Saints pulled to 7-3, but Vikings K **Gary Anderson** hit a 24-yard FG and Culpepper connected with WR **Cris Carter** for a 17-yard TD to give Minnesota a 17-3 lead at halftime. The Vikings opened the second half with a 68-yard TD pass from Culpepper to Moss. The Saints added a TD pass from QB **Aaron Brooks** to TE **Dave Stachelski** to pull to 24-10, but the Vikings' Anderson hit a 44-yard FG and RB **Robert Smith** scored on a two-yard run for a 34-10 margin. New Orleans scored the game's final points as Brooks found WR **Willie Jackson** for a 48-yard TD pass with 2:19 left. Saints RB **Chad Morton** caught a then-NFL postseason record-tying 13 passes for 106 yards and Jackson added nine grabs for 125 yards.

New Orleans Saints			3	0	7	6	16			
Minnesota Vikings			10	7	10	7	34	MIN	NO	
Team	Q	Time	Play Description (Extra Point) (Drive Info)				V-H	Total First Downs	19	18
MIN	1	11:57	Moss 53 pass from Culpepper (Anderson kick) (3-64, 1:20)				0-7	Total Net Yards	355	429
NO	1	7:46	Brien 33 FG (10-65, 4:11)				3-7	Rushes-Yards	17-69	32-127
MIN	1	1:36	Anderson 24 FG (12-67, 6:10)				3-10	Net Yards Passing	286	302
MIN	2	1:29	Carter 17 pass from Culpepper (Anderson kick) (7-73, 3:40)				3-17	Passing (A-C-I)	48-30-2	31-17-0
MIN	3	13:33	Moss 68 pass from Culpepper (Anderson kick) (3-77, 1:27)				3-24	Sacked-Yards	2-9	0-0
NO	3	9:33	Stachelski 2 pass from Brooks (Brien kick) (8-83, 4:00)				10-24	Punts-Average	5-39.0	5-45.0
MIN	3	4:31	Anderson 44 FG (10-50, 5:02)				10-27	Fumbles-Lost	0-0	1-0
MIN	4	10:46	Smith 2 run (Anderson kick) (8-29, 4:32)				10-34	Penalties-Yards Lost	7-40	5-60
NO	4	2:19	Jackson 48 pass from Brooks (pass failed) (3-66, 0:58)				16-34	Time of Possession	27:49	32:11

RUSHING		PASSING		RECEIVING	
NO:	Brooks 5-29; Morton 5-25; Williams 6-14; Allen 1-1	NO:	Brooks 48-30-2, 295 yards, 2 TDs	NO:	Morton 13-106; Jackson 9-125, 1 TD; Reed 2-29; Poole 2-12; Wilson 1-14; A. Glover 1-5; Stachelski 1-2, 1 TD
MIN:	Smith 25-74, 1 TD; Culpepper 4-51; Morrow 3-2	MIN:	Culpepper 31-17-0, 302 yards, 3 TDs	MIN:	Carter 8-120, 1 TD; Moss 2-121, 2 TDs; Smith 2-25; Kleinsasser 2-18; Walters 1-7; Jordan 1-6; McWilliams 1-5





# HISTORICAL PLAYOFF SUMMARIES

## SAINTS • 27 PHILADELPHIA EAGLES • 24

### NFC Divisional Playoff (Jan. 13, 2007) - Louisiana Superdome (70,001)

RB **Deuce McAllister** set a team playoff record with 143 rushing yards in leading the Saints to a come-from-behind victory over Philadelphia in the NFC Divisional Playoffs. McAllister, making his first NFL postseason appearance, rushed for one touchdown and caught another. New Orleans took the early lead after a pair of field goals, but Philadelphia struck on a 75-yard touchdown pass in the second quarter. The Saints responded with a lengthy drive capped by a four-yard TD burst by RB **Reggie Bush**, but the Eagles took a lead into halftime after an 80-yard touchdown drive. Philadelphia RB **Brian Westbrook** shook loose for a 65-yard touchdown run to open the second half, giving the Eagles a 21-13 advantage. But McAllister put the Saints ahead by capping the next two drives with a five-yard scoring run and an 11-yard TD reception. Philadelphia would add a field goal in the final quarter, but the Saints forced a punt on the Eagles' final possession, and the offense picked up a key first down to run out the clock and preserve the victory.

Philadelphia Eagles		0	14	7	3	<b>24</b>
New Orleans Saints		3	10	14	0	<b>VH</b>
<b>Team</b>	<b>Q</b>	<b>Play Description (Extra Point) (Drive Info)</b>				<b>VH</b>
<b>NO</b>	1	9:24	Carney 33 FG (5-35, 2:05)			0-3
<b>NO</b>	2	14:46	Carney 23 FG (6-59, 1:33)			0-6
<b>PHI</b>	2	13:38	Stallworth 75 pass from Garcia (Akers kick) (3-76, 1:08)			7-6
<b>NO</b>	2	5:19	Bush 4 run (Carney kick) (14-78, 8:19)			7-13
<b>PHI</b>	2	0:50	Westbrook 1 run (Akers kick) (11-80, 4:29)			14-13
<b>PHI</b>	3	13:25	Westbrook 62 run (Akers kick) (3-80, 1:35)			21-13
<b>NO</b>	3	9:36	McAllister 5 run (Carney kick) (7-63, 3:49)			21-20
<b>NO</b>	3	1:05	McAllister 11 pass from Brees (Carney kick) (9-84, 6:21)			21-27
<b>PHI</b>	4	11:08	Akers 24 FG (9-64, 4:57)			24-27

	PHI	NO
Total First Downs	14	27
Total Net Yards	365	435
Rushes-Yards	20-123	37-208
Net Yards Passing	232	227
Passing (A-C-I)	30-15-0	32-20-0
Sacked-Yards	1-8	3-16
Punts-Average	6-38.5	3-40.3
Fumbles-Lost	1-0	2-1
Penalties-Yards Lost	6-39	3-35
Time of Possession	24:36	35:24

#### RUSHING

**PHI:** Westbrook 13-116, 2 TDs; Garcia 4-9; Buckhalter 3(-2)  
**NO:** McAllister 21-143, 1 TD; Bush 12-52, 1 TD; Weatherford 1-15; Brees 3(-2)

#### PASSING

**PHI:** Garcia 30-15-0, 240 yards, 1 TD  
**NO:** Brees 32-20-0, 243 yards, 1 TD

#### RECEIVING

**PHI:** Stallworth 3-100, 1 TD; Brown 3-76; Westbrook 3-5; Smith 2-23; Baskett 1-25; Buckhalter 1-8; Schobel 1-5; Tapeh 1-2  
**NO:** Colston 5-55; Miller 4-64; McAllister 4-20, 1 TD; Bush 3-22; Henderson 1-35; Campbell 1-23; Owens 1-21; Copper 1-3

## CHICAGO BEARS • 39 SAINTS • 14

### NFC Conference Championship (Jan. 21, 2007) - Soldier Field (61,817)

In the club's first appearance in the NFC Championship Game, after trailing 16-0 the Saints sliced the Bears' lead to two points and were behind by only four early in the fourth quarter, but four turnovers proved too difficult to overcome. A fumble led to Chicago's first field goal late in the first quarter, and another fumble on the ensuing kickoff added another three-pointer for the Bears a few minutes later. Chicago would drive for a field goal in the second quarter to go ahead 9-0 and march for a TD on its next drive to take a 16-0 lead. The Saints would get on the scoreboard when WR **Marques Colston** hauled in a 13-yard touchdown with 51 seconds remaining in the first half. Chicago's lead shrunk to 16-14 when RB **Reggie Bush** scored on an 88-yard TD early in the second half. But QB **Drew Brees** was flagged for intentional grounding in the end zone for a safety later in the third quarter, and the Bears wore down the Saints in the fourth quarter following a pair of New Orleans turnovers and after the Saints failed to convert on two fourth-down attempts.

New Orleans Saints		0	7	7	0	<b>14</b>
Chicago Bears		3	13	2	21	<b>39</b>
<b>Team</b>	<b>Q</b>	<b>Play Description (Extra Point) (Drive Info)</b>				<b>VH</b>
<b>CHI</b>	1	0:41	Gould 19 FG (11-35, 4:44)			0-3
<b>CHI</b>	2	13:40	Gould 43 FG (4-5, 1:53)			0-6
<b>CHI</b>	2	8:52	Gould 24 FG (8-43, 3:25)			0-9
<b>CHI</b>	2	1:56	Jones 2 run (Gould kick) (8-69, 3:55)			0-16
<b>NO</b>	2	0:46	Colston 13 pass from Brees (Carney kick) (8-73, 1:10)			7-16
<b>NO</b>	3	12:20	Bush 88 pass from Brees (Carney kick) (2-93, 0:53)			14-16
<b>CHI</b>	3	5:27	Penalty on Brees enforced in end zone for a Safety			14-18
<b>CHI</b>	4	14:23	Berrian 33 pass from Grossman (Gould kick) (5-85, 2:24)			14-25
<b>CHI</b>	4	11:37	Benson 12 run (Gould kick) (4-26, 2:04)			14-32
<b>CHI</b>	4	4:19	Jones 15 run (Gould kick) (5-30, 3:02)			14-39

	NO	CHI
Total First Downs	15	18
Total Net Yards	375	340
Rushes-Yards	12-56	46-196
Net Yards Passing	319	144
Passing (A-C-I)	49-27-1	26-11-0
Sacked-Yards	3-35	0-0
Punts-Average	5-38.8	7-47.4
Fumbles-Lost	4-3	1-0
Penalties-Yards Lost	7-47	1-5
Time of Possession	27:45	35:15

#### RUSHING

**NO:** Bush 4-19; McAllister 6-18; Karney 1-11; Brees 1-8  
**CHI:** Jones 19-123, 2 TDs; Benson 24-60, 1 TD; Davis 1-16

#### PASSING

**NO:** Brees 49-27-1, 354 yards, 2 TDs  
**CHI:** Grossman 26-11-0, 144 yards, 1 TD

#### RECEIVING

**NO:** Bush 7-132, 1 TD; Colston 5-63, 1 TD; Miller 4-31; Copper 3-29; McAllister 3-27; Henderson 2-57; Campbell 2-6; Karney 1-9  
**CHI:** Berrian 5-85; 1 TD; McKie 3-6; Clark 1-30; Muhammad 1-20; Gilmore 1-3



# HISTORICAL PLAYOFF SUMMARIES

## SAINTS • 45 ARIZONA CARDINALS • 14

### NFC Divisional Playoff (Jan. 16, 2010) - Louisiana Superdome (70,149)

The Saints punched a ticket to their second NFC Championship appearance in four years by throttling the Cardinals. New Orleans survived a 70-yard rushing score by Arizona on the first play of the game to score three straight first quarter touchdowns, including runs by RBs **Lynell Hamilton** and **Reggie Bush** and a 17-yard TD pass from QB **Drew Brees** to TE **Jeremy Shockey**. After Arizona RB **Beanie Wells** closed the score to 21-14 with a second quarter four-yard TD run, the Saints ran up 24 more unanswered points, punctuated by an 83-yard punt return for a score by Bush. After giving up the initial touchdown run, the Saints defense would only allow 31 more yards on the ground and forced two turnovers. The Saints controlled the ball for over 36 minutes and rolled up 27 first downs and 418 yards in the win.

Arizona Cardinals		7	7	0	0	14	
New Orleans Saints		21	14	10	0	45	
Team	Q	Time	Play Description (Extra Point) (Drive Info)				
ARZ	1	14:41	Hightower 70 run (Rackers kick) (1-70, 0:19)				7-0
NO	1	9:17	Hamilton 1 run (Hartley kick) (10-72, 5:24)				7-7
NO	1	7:02	Shockey 17 pass from Brees (Hartley kick) (4-37, 1:58)				7-14
NO	1	2:31	Bush 46 run (Hartley kick) (5-77, 2:54)				7-21
ARZ	2	9:40	Wells 4 run (Rackers kick) (9-80, 5:07)				14-21
NO	2	6:48	Henderson 44 pass from Brees (Hartley kick) (6-83, 2:52)				14-28
NO	2	1:10	Colston 2 pass from Brees (Hartley kick) (8-27, 4:38)				14-35
NO	3	8:26	Hartley 43 FG (6-39, 2:10)				14-38
NO	3	6:42	Bush 83 punt return (Hartley kick)				14-45

	ARZ	NO
Total First Downs	15	27
Total Net Yards	359	418
Rushes-Net Yards	15-101	34-171
Net Yards Passing	258	247
Passing (A-C-I)	36-24-1	32-23-0
Sacked-Yards	1-8	0-0
Punts-Average	6-43.5	4-42.8
Fumbles-Lost	3-1	0-0
Penalties-Yards Lost	3-22	6-44
Time of Possession	23:33	36:27

#### RUSHING

**ARZ:** Hightower 6-87, 1 TD; Wells 5-7, 1 TD; Stephens-Howling 2-4; Wright 1-3; Warner 1-0  
**NO:** Bush 5-84, 1 TD; P.Thomas 13-52; Hamilton 5-23, 1 TD; Bell 6-11; Meachem 1-4; D.Thomas 1-0; Brees 3(-3)

#### PASSING

**ARZ:** Warner 26-17-1, 205 yards; Leinart 10-7-0, 61 yards  
**NO:** Brees 32-23-0, 247 yards, 3 TDs

#### RECEIVING

**ARZ:** Doucet 8-68; Fitzgerald 6-77; Breaston 4-52; Hightower 3-27; Urban 2-34; Becht 1-8  
**NO:** Colston 6-83, 1 TD; Henderson 4-80, 1 TD; Bush 4-24; P.Thomas 4-18; Shockey 3-36, 1 TD; Moore 2-6

## SAINTS • 31 MINNESOTA VIKINGS • 28 (OT)

### NFC Conference Championship (Jan. 24, 2010) - Louisiana Superdome (71,276)

K **Garrett Hartley** hit a 40-yard field goal straight through the uprights in overtime to give the Saints a 31-28 victory and the club's first trip to the Super Bowl. The Vikings took an early 7-0 lead on a 19-yard TD run by RB **Adrian Peterson**. The Saints tied the score when QB **Drew Brees** threw a screen to RB **Pierre Thomas**, which he took 38 yards for a TD. The Vikings took the lead back at the end of the first quarter on a five-yard scoring pass from QB **Brett Favre** to WR **Sidney Rice**. New Orleans took their first lead in the third quarter following a nine-yard TD pass from Brees to WR **Devery Henderson** and a nine-yard scoring run by Thomas. Peterson would run for two more TDs and CB **Tracy Porter** picked off Favre at the end of the fourth quarter to force overtime. The Saints opened up overtime with possession and scored on the drive.

Minnesota Vikings		14	0	7	7	0	28
New Orleans Saints		7	7	7	7	3	31
Team	Q	Time	Play Description (Extra Point) (Drive Info)				
MIN	1	9:35	Peterson 19 run (Longwell kick) (10-80, 5:25)				7-0
NO	1	6:30	P.Thomas 38 pass from Brees (Hartley kick) (7-76, 3:05)				7-7
MIN	1	2:11	Rice 5 pass from Favre (Longwell kick) (10-73, 4:19)				14-7
NO	2	10:30	Henderson 9 pass from Brees (Hartley kick) (7-64, 2:51)				14-14
NO	3	12:56	P.Thomas 9 run (Hartley kick) (4-37, 2:04)				14-21
MIN	3	7:35	Peterson 1 run (Longwell kick) (9-80, 5:21)				21-21
NO	4	12:39	Bush 5 pass from Brees (Hartley kick) (3-7, 1:31)				21-28
MIN	4	4:58	Peterson 2 run (Longwell kick) (7-57, 2:59)				28-21
NO	OT	10:15	Hartley 40 FG (10-39, 4:45)				28-31

	MIN	NO
Total First Downs	31	15
Total Net Yards	475	257
Rushes-Net Yards	36-165	23-68
Net Yards Passing	310	189
Passing (A-C-I)	46-28-2	31-17-0
Sacked-Yards	0-0	1-8
Punts-Average	4-39.0	7.51-3
Fumbles-Lost	6-3	1-1
Penalties-Yards Lost	5-32	2-14
Time of Possession	36:49	27:56

#### RUSHING

**MIN:** Peterson 25-122, 3 TDs; Taylor 6-28; Harvin 4-15; Favre 1-0  
**NO:** P.Thomas 14-61, 1 TD; Bush 7-8; Brees 1-0; Hamilton 1(-1)

#### PASSING

**MIN:** Favre 46-28-2, 310 yards, 1 TD  
**NO:** Brees 31-17-0, 197 yards, 3 TDs

#### RECEIVING

**MIN:** Berrian 9-102; Harvin 5-38; Shiancoe 4-83; Rice 4-43, 1 TD; Taylor 3-18; Peterson 2-14; Kleinsasser 1-12  
**NO:** Henderson 4-39, 1 TD; D.Thomas 3-32; P.Thomas 2-38, 1 TD; Bush 2-33, 1 TD; Colston 2-22; Meachem 2-19; Shockey 1-9; Moore 1-5

# HISTORICAL PLAYOFF SUMMARIES



## SAINTS • 31 INDIANAPOLIS COLTS • 17

### Super Bowl XLIV (Feb. 7, 2010) - Sun Life Stadium (74,059)

Leading 24-17 and trying to stop the Colts offense, CB **Tracy Porter** intercepted a QB **Peyton Manning** pass and raced 74 yards for a touchdown that gave the Saints their first Super Bowl title. The Saints staved off two consecutive Colts drives that gave them an early 10-0 lead and responded with two long field goals by K **Garrett Hartley**. The Saints started the second half with a surprise outside kick, which was recovered by S **Chris Reis** and would lead to a 16-yard pass play on a screen from QB **Drew Brees** to RB **Pierre Thomas** to take a 13-10 lead. The Colts took the lead back midway through the third quarter on a four-yard run by RB **Joseph Addai**. New Orleans struck back with their first of 18 unanswered points when Hartley kicked his third field goal, a 47-yarder to put the Saints within one point near the end of the third quarter. The Saints took the lead for good late in the fourth quarter when Brees found TE **Jeremy Shockey** for a two-yard TD, followed by a two-point conversion on a pass play to WR **Lance Moore**.

New Orleans Saints		0	6	10	15	31
Indianapolis Colts		10	0	7	0	17
Team	Q	Time	Play Description (Extra Point) (Drive Info)			V-H
IND	1	7:29	Stover 38 FG (11-53, 5:53)			0-3
IND	1	0:36	Garcon 19 pass from Manning (Stover kick) (11-96, 4:36)			0-10
NO	2	9:34	Hartley 46 FG (11-60, 6:02)			3-10
NO	2	0:00	Hartley 44 FG (5-26, 0:35)			6-10
NO	3	11:41	P.Thomas 16 pass from Brees (Hartley kick) (6-58, 3:19)			13-10
IND	3	6:15	Addai 4 run (Stover kick) (10-76, 5:26)			13-17
NO	3	2:01	Hartley 47 FG (8-37, 4:14)			16-17
NO	4	5:42	Shockey 2 pass from Brees (Brees-Moore pass) (9-59, 4:57)			24-17
NO	4	3:12	Porter 74 interception return (Hartley kick)			31-17

	NO	IND
Total First Downs	20	23
Total Net Yards	332	432
Rushes-Yards	18-51	19-99
Net Yards Passing	281	333
Passing (A-C-I)	39-32-0	45-31-1
Sacked-Yards	1-7	0-0
Punts-Average	2-44.0	2-45.0
Fumbles-Lost	0-0	0-0
Penalties-Yards Lost	3-19	5-45
Time of Possession	30:11	29:49

RUSHING		PASSING		RECEIVING	
NO:	P.Thomas 9-30; Bush 5-25; Bell 2-4; Brees 1(-1); Henderson 1(-7)	NO:	Brees 39-32-0, 288 yards, 2 TDs	NO:	Colston 7-83; Henderson 7-63; P.Thomas 6-55, 1 TD; Bush 4-38; Shockey 3-13, 1 TD; Moore 2-21; Meachem 2-6; D.Thomas 1-9
IND:	Addai 13-77, 1 TD; Brown 4-18; Hart 2-4	IND:	Manning 45-31-1, 333 yards, 1 TD	IND:	Clark 7-86; Addai 7-58; Collie 6-66; Garcon 5-66, 1 TD; Wayne 5-46; Brown 1-11

## SEATTLE SEAHAWKS • 41 SAINTS • 36

### NFC Wild Card Playoff (Jan. 8, 2011) - Qwest Field (66,336)

Seattle rebounded from 10-0 and 17-7 first half deficits to eventually stake out a 24-20 halftime lead and defeat the Saints 41-36 to end their season. The Saints got off to a quick 10-0 start on a 26-yard field goal by K **Garrett Hartley** and a one-yard touchdown pass from QB **Drew Brees** to FB **Heath Evans**. The Seahawks would outscore the Saints 24-10 in the rest of the first half, powered by three TD passes by QB **Matt Hasselbeck**. The Saints got within four with 9:13 left on a 21-yard field goal by Hartley, but a 67-yard touchdown run by RB **Marshawn Lynch** gave Seattle an 11-point lead with 3:22 left.

New Orleans Saints		10	10	0	16	36
Seattle Seahawks		7	17	10	7	41
Team	Q	Time	Play Description (Extra Point) (Drive Info)			V-H
NO	1	11:43	Hartley 26 FG (8-52, 3:17)			3-0
NO	1	6:21	Evans 1 pass from Brees (Hartley kick) (8-35, 4:11)			10-0
SEA	1	3:38	Carlson 11 pass from Hasselbeck (Mare kick) (6-57, 2:43)			10-7
NO	2	13:38	Jones 5 run (Hartley kick) (10-83, 5:00)			17-7
SEA	2	11:00	Carlson 7 pass from Hasselbeck (Mare kick) (5-70, 2:38)			17-14
SEA	2	7:03	Mare 29 FG (4-8, 1:47)			17-17
SEA	2	1:15	Stokley 45 pass from Hasselbeck (Mare kick) (9-76, 3:48)			17-24
NO	2	0:00	Hartley 22 FG (11-77, 1:15)			20-24
SEA	3	11:48	Williams 38 pass from Hasselbeck (Mare kick) (7-79, 3:12)			20-31
SEA	3	5:27	Mare 39 FG (9-33, 4:12)			20-34
NO	4	13:11	Jones 4 run (Hartley kick) (12-87, 4:42)			27-34
NO	4	9:13	Hartley 21 FG (8-53, 3:27)			30-34
SEA	4	3:22	Lynch 67 run (Mare kick) (2-67, 0:58)			30-41
NO	4	1:30	Henderson 6 pass from Brees (run failed) (9-70, 1:52)			36-41

	NO	SEA
Total First Downs	32	19
Total Net Yards	474	415
Rushes-Yards	22-77	24-150
Net Yards Passing	397	265
Passing (A-C-I)	60-39-0	35-22-1
Sacked-Yards	1-7	2-7
Punts-Average	4-47.8	4-38.8
Fumbles-Lost	2-1	0-0
Penalties-Yards Lost	7-39	6-39
Time of Possession	32:01	27:59

RUSHING		PASSING		RECEIVING	
NO:	Jones 15-59, 2 TDs; Bush 5-12; Brees 2-6	NO:	Brees 60-39-0, 404 yards, 2 TDs	NO:	Henderson 7-77, 1 TD; Jones 6-61; Bush 5-37; Colston 4-66; Moore 4-49; D.Thomas 4-38; Evans 4-23, 1 TD; Meachem 3-29; Shockey 2-24
SEA:	Lynch 19-131, 1 TD; Forsett 4-20; Hasselbeck 1(-1)	SEA:	Hasselbeck 35-22-1, 272 yards, 4 TDs	SEA:	Williams 5-68, 1 TD; Obamanu 5-43; Stokley 4-73, 1 TD; Carlson 3-17, 2 TDs; Forsett 2-12; Morrish 1-39; Martin 1-15; Tate 1-5

# HISTORICAL PLAYOFF SUMMARIES

## SAINTS • 45 DETROIT LIONS • 28

### NFC Wild Card Playoff (Jan. 7, 2012) - Mercedes-Benz Superdome (70,038)

The Saints rebounded from a 14-10 halftime deficit and set an NFL postseason single-game record with 626 total net yards to defeat Detroit 45-28 in the NFC Wild Card playoff and advance to the divisional round. After the Lions struck first on a 10-yard TD pass from QB **Matthew Stafford** to TE **Will Heller**, the Saints evened the score on a two-yard TD run by RB **Darren Sproles**. Stafford found WR **Calvin Johnson** for a 13-yard TD midway through the second quarter, but the Saints would score 17 unanswered points through the third quarter to take the lead for good. Overall, the Saints would outscore the Lions 35-14 in the second half, powered by three TD passes by QB **Drew Brees** and Sproles' second rushing score and a one-yard rush for a TD by RB **Pierre Thomas**. Two fourth quarter interceptions by CB **Jabari Greer** stifled Stafford, Johnson and the potent Detroit offense, ending their season.

Detroit Lions		7	7	7	7	28
New Orleans Saints		0	10	14	21	45
Team	Q	Time	Play Description (Extra Point) (Drive Info)			V-H
DET	1	10:58	Heller 10 pass from Stafford (Hanson kick) (8-80, 4:02)			7-0
NO	2	14:01	Sproles 2 run (Kasay kick) (11-89, 5:19)			7-7
DET	2	9:11	Johnson 13 pass from Stafford (Hanson kick) (9-87, 4:50)			14-7
NO	2	0:00	Kasay 24 FG (14-78, 5:03)			14-10
NO	3	13:09	Henderson 41 pass from Brees (Kasay kick) (4-78, 1:51)			14-17
NO	3	4:03	Graham 3 pass from Brees (Kasay kick) (13-92, 6:27)			14-24
DET	3	1:08	Stafford 1 run (Hanson kick) (8-80, 2:55)			21-24
NO	4	9:53	Sproles 17 run (Kasay kick) (14-80, 6:15)			21-31
NO	4	7:29	Meachem 56 pass from Brees (Kasay kick) (4-61, 2:14)			21-38
DET	4	4:40	Johnson 12 pass from Stafford (Hanson kick) (9-79, 2:49)			28-38
NO	4	3:36	Thomas 1 run (4-44, 1:04)			28-45

	DET	NO
Total First Downs	22	34
Total Net Yards	412	626
Rushes-Yards	10-32	36-167
Net Yards Passing	380	459
Passing (A-C-I)	43-28-2	43-33-0
Sacked-Yards	0-0	2-7
Punts-Average	3-42.3	0-0.0
Fumbles-Lost	0-0	2-2
Penalties-Yards Lost	7-64	3-18
Time of Possession	22:24	37:36

**RUSHING**  
**DET:** Smith 6-21; Young 1-8; Burleson 1-2; Stafford 2-1  
**NO:** P.Thomas 8-66, 1 TD; Sproles 10-51, 2 TDs; Ivory 13-47; Henderson 1-4; Brees 4(-1)

**PASSING**  
**DET:** Stafford 43-28-2, 380 yards, 3 TDs  
**NO:** Brees 43-33-0, 466 yards, 3 TDs

**RECEIVING**  
**DET:** Johnson 12-211, 2 TDs; Burleson 4-5; Pettigrew 4-49; Young 4-33; Smith 2-10; Heller 1-10, 1 TD; Scheffler 1-7;  
**NO:** Colston 7-120; Graham 7-55, 1 TD; P.Thomas 6-55; Meachem 4-111, 1 TD; Sproles 4-34; Henderson 2-64, 1 TD; Collins 2-20; Arrington 1-7

## SAN FRANCISCO 49ERS • 36 SAINTS • 32

### NFC Divisional Playoff (Jan. 14, 2012) - Candlestick Park (69,732)

After trailing by as many as 17 points, New Orleans rebounded to take a 32-29 fourth quarter lead, but a 14-yard TD pass from QB **Alex Smith** to TE **Vernon Davis** with nine seconds left ended the Saints' season at the hands of San Francisco. The 49ers got off to a 17-0 start but a pair of **Drew Brees** TD passes dropped the halftime deficit to 17-14. A 49ers field goal was the only scoring of the third quarter and following a 37-yard field goal by San Francisco K **David Akers** midway through the final period, the two clubs would score two touchdowns apiece. RB **Darren Sproles** set a postseason single-game NFL receiving record with 15 grabs for 118 yards with a fourth quarter 44-yard touchdown.

New Orleans Saints		0	14	0	18	32
San Francisco 49ers		14	3	3	16	36
Team	Q	Time	Play Description (Extra Point) (Drive Info)			V-H
SF	1	2:08	V. Davis 49 pass from Alex Smith (Akers kick) (2-54, 0:46)			0-7
SF	1	0:41	Crabtree 4 pass from Alex Smith (Akers kick) (3-4, 0:15)			0-14
SF	2	14:12	Akers 25 FG (4-6, 1:23)			0-17
NO	2	9:32	Graham 14 pass from Brees (Kasay kick) (9-80, 4:40)			7-17
NO	2	4:09	Colston 25 pass from Brees (Kasay kick) (7-66, 3:04)			14-17
SF	3	10:36	Akers 41 FG (4-3, 0:59)			14-20
NO	4	13:08	Kasay 48 FG (9-37, 3:26)			17-20
SF	4	7:36	Akers 37 FG (5-45, 3:02)			17-23
NO	4	4:02	Sproles 44 pass from Brees (Kasay kick) (9-79, 3:34)			24-23
SF	4	2:11	Alex Smith 28 run (run failed) (6-80, 1:51)			24-29
NO	4	1:37	Graham 66 pass from Brees (Brees-Sproles pass) (4-88, 0:34)			32-29
SF	4	0:09	V. Davis 14 pass from Alex Smith (Akers kick) (7-85, 1:28)			32-36

	NO	SF
Total First Downs	26	17
Total Net Yards	472	407
Rushes-Yards	14-37	22-143
Net Yards Passing	435	264
Passing (A-C-I)	63-40-2	42-24-0
Sacked-Yards	3-27	4-35
Punts-Average	5-45.4	8-49.5
Fumbles-Lost	3-3	3-1
Penalties-Yards Lost	0-0	3-33
Time of Possession	31:20	28:40

**RUSHING**  
**NO:** Ivory 9-23; Thomas 1-6; Brees 1-5; Sproles 3-3  
**SF:** Gore 13-89; Alex Smith 1-28, 1 TD; Hunter 6-23; Ginn, 1-3; Dixon 1-0

**PASSING**  
**NO:** Brees 63-40-2, 462 yards, 4 TDs  
**SF:** Alex Smith 42-24-0, 299 yards, 3 TDs

**RECEIVING**  
**NO:** Sproles 15-118, 1 TD; Colston 9-136, 1 TD; Graham 5-103, 1 TD; Henderson 4-49; Meachem 3-19; Arrington 1-14; Higgins 1-10; Collins 1-8, Thomas 1-4  
**SF:** V. Davis 7-180, 2 TDs; Gore 7-38; Crabtree 4-25, 1 TD; K. Williams 2-12; Miller 1-16; Hunter 1-13; Ginn 1-11; Peelle 1-4

# HISTORICAL PLAYOFF SUMMARIES

## SAINTS • 26 PHILADELPHIA EAGLES • 24

### NFC Wild Card Playoff (Jan. 4, 2014) - Lincoln Financial Field (69,144)

The Saints walked away with the franchise's first postseason road victory following a 32-yard field goal by K **Shayne Graham** as time expired at Lincoln Financial Field. The Saints took a 3-0 lead in the second quarter when Graham drilled a 36-yard kick. The Eagles took the lead on a 10-yard TD pass but the Saints got within one at the end of the half with a 46-yard Graham kick. In the third quarter, the Saints took a 20-7 lead on a QB **Drew Brees** 24-yard scoring pass to WR **Lance Moore** and a four-yard TD run by RB **Mark Ingram**. Philadelphia pulled to 20-17 on a one-yard TD run by RB **LeSean McCoy** and an **Alex Henery** 31-yard FG. The Eagles grabbed a 24-23 lead with a three-yard TD pass from QB **Nick Foles** to TE **Zach Ertz**. Brees led the Saints on a 10-play, 34-yard drive for the game-winning field goal.

<b>New Orleans Saints</b>		0	6	14	6	<b>26</b>
<b>Philadelphia Eagles</b>		0	7	7	10	<b>24</b>
<b>Team</b>	<b>Q</b>	<b>Time</b>	<b>Play Description (Extra Point) (Drive Info)</b>			<b>V-H</b>
<b>NO</b>	2	8:37	S. Graham 36 FG (11-43, 5:45)			3-0
<b>PHI</b>	2	1:48	Cooper 10 pass from Foles (Henery kick) (6-44, 2:24)			3-7
<b>NO</b>	2	0:00	S. Graham 46 FG (8-47, 1:48)			6-7
<b>NO</b>	3	10:08	Moore 24 pass from Brees (S. Graham kick) (6-53, 3:34)			13-7
<b>NO</b>	3	3:54	Ingram 4 run (S. Graham kick) (8-66, 4:52)			20-7
<b>PHI</b>	3	0:32	McCoy 1 run (Henery kick) (7-65, 3:22)			20-14
<b>PHI</b>	4	11:14	Henery 31 FG (7-28, 2:59)			20-17
<b>NO</b>	4	8:04	S. Graham 35 FG (7-58, 3:10)			23-17
<b>PHI</b>	4	4:54	Ertz 3 pass from Foles (Henery kick) (8-77, 3:10)			23-24
<b>NO</b>	4	0:00	S. Graham 32 FG (10-34, 4:54)			26-24

	NO	PHI
Total First Downs	26	17
Total Net Yards	434	256
Rushes-Yards	36-185	22-80
Net Yards Passing	249	176
Passing (A-C-I)	30-20-2	33-23-0
Sacked-Yards	2-1	2-19
Punts-Average	3-35.0	5-48.8
Fumbles-Lost	0-0	0-0
Penalties-Yards Lost	7-85	4-38
Time of Possession	34:53	25:07

RUSHING		PASSING		RECEIVING	
<b>NO:</b>	Ingram 18-97, 1 TD; Robinson 8-45; Sproles 4-29; Brees 1-13; Stills 1-1	<b>NO:</b>	Brees 30-20-2, 250 yards, 1 TD	<b>NO:</b>	Sproles 4-31; J. Graham 3-44; Stills 3-35; Ingram 3-17; Moore 2-31, 1 TD; Colston 2-16; Meachem 1-40; Watson 1-27, Hill 1-9
<b>PHI:</b>	McCoy 21-77, 1 TD	<b>PHI:</b>	Foles 33-23-0, 195 yards, 2 TDs	<b>PHI:</b>	Cooper 6-68, 1 TD; Avant 5-21; McCoy 4-15; Jackson 3-53; Ertz 3-22, 1 TD; Celek 2-16

## SEATTLE SEAHAWKS • 23 SAINTS • 15

### NFC Divisional Playoff (Jan. 11, 2014) - CenturyLink Field (63,388)

Held scoreless until a fourth quarter rally, New Orleans was unable to overcome a 16-0 halftime deficit to the Seahawks who put an end to their playoff run. After New Orleans was forced into a three-and-out on the game's opening drive, Seattle took advantage of a 16-yard punt by P **Thomas Morstead** in windy conditions to set up a 38-yard field goal by K **Steve Hauschka**. Hauschka drilled another FG in the first quarter and Seattle increased their lead to 16-0 in the second quarter on a 15-yard TD run by RB **Marshawn Lynch** and a 26-yard FG. Following a scoreless third quarter, The Saints trimmed the deficit to 16-8 at the start of the fourth quarter on a one-yard TD run by RB **Khiry Robinson** followed by a two-point conversion by RB **Mark Ingram**. Late in the fourth quarter, a missed field goal attempt by New Orleans gave Seattle favorable field position and Lynch ran in a 31-yard TD. QB **Drew Brees** connected on a nine-yard TD with WR **Marques Colston** with 26 seconds left, but time ran out on the rally after the Saints recovered the onside kick.

<b>New Orleans Saints</b>		0	0	0	15	<b>15</b>
<b>Seattle Seahawks</b>		6	10	0	7	<b>23</b>
<b>Team</b>	<b>Q</b>	<b>Time</b>	<b>Play Description (Extra Point) (Drive Info)</b>			<b>V-H</b>
<b>SEA</b>	1	10:19	Hauschka 38 FG (6-20, 3:20)			0-3
<b>SEA</b>	1	0:37	Hauschka 49 FG (9-34, 4:26)			0-6
<b>SEA</b>	2	14:17	Lynch 15 run (Hauschka kick) (2-24, 0:34)			0-13
<b>SEA</b>	2	1:18	Hauschka 26 FG (12-63, 4:44)			0-16
<b>NO</b>	4	13:11	Robinson 1 run (Ingram run) (9-74, 4:27)			8-16
<b>SEA</b>	4	2:40	Lynch 31 run (Hauschka kick) (4-62, 1:11)			8-23
<b>NO</b>	4	0:26	Colston 9 pass from Brees (S. Graham kick) (9-80, 2:14)			15-23

	NO	SEA
Total First Downs	25	13
Total Net Yards	404	277
Rushes-Yards	26-108	35-174
Net Yards Passing	296	103
Passing (A-C-I)	43-24-0	18-9-0
Sacked-Yards	1-8	3-0
Punts-Average	4-38.8	6-36.7
Fumbles-Lost	2-1	0-0
Penalties-Yards Lost	8-69	6-52
Time of Possession	30:30	29:30

RUSHING		PASSING		RECEIVING	
<b>NO:</b>	Robinson 13-57, 1 TD; Ingram 10-49; Sproles 3-2	<b>NO:</b>	Brees 43-24-0, 304 yards, 1 TD	<b>NO:</b>	Colston 11-139, 1 TD; Sproles 5-32; Meachem 2-69; Moore 2-20; Hill 1-23; Robinson 1-13; J. Graham 1-8; Watson 1-0
<b>SEA:</b>	Lynch 28-140, 2 TDs; Wilson 3-16; Turbin 3-9; Harvin 1-9	<b>SEA:</b>	Wilson 18-9-0, 103 yards	<b>SEA:</b>	Harvin 3-21; Baldwin 2-30; Kearse 1-25; Tate 1-13; Miller 1-11; Lynch 1-3



# ALL-TIME ROSTER

## COACHES

Abramowicz, Danny — Xavier (Ohio).....	1997-99	Lombardi, Joe — Air Force.....	2007-13, 16-
Alexander, Hubbard — Tennessee State.....	2000-03	Mainord, Carlos — McMurray J.C.....	1999
Allen, Dennis — Texas A&M.....	2006-10, 15-	Mallory, Mike — Michigan.....	2008-12
Amadee, Lynn — Louisiana State.....	1973	Malone, Terry — Holy Cross.....	2006-14
April, Bobby — Nicholls State.....	1996-99	Marciano, Joe — Temple.....	1986-95
Arians, Bruce — Virginia Tech.....	1996	Marcus, Evan — Ithaca.....	2000-02
Atkins, Dave — Texas El-Paso.....	1996, 2000-04	Marrone, Doug — Syracuse.....	2006-08
Bailey, Adam — Louisville.....	2005-09	Matsko, John — Kent State.....	1994-96
Baker, Joe — Princeton.....	2000-04	Matuszak, Marv — Tulsa.....	1971-73
Barnes, Billy Ray — Wake Forest.....	1969-70, 75	Mauk, Carl — Southern Illinois.....	1982-85
Beake, Chip — South Carolina.....	2001-05	Maxeuev, Glenn — New Orleans.....	1996
Beake, John — Trenton State.....	1976-77	McCarthy, Mike — Baker (Kan.).....	2000-04
Beard, Ed — Tennessee.....	1978-80	McGriff, Wesley — Savannah State.....	2013-15
Biles, Ed — Miami (Ohio).....	1969-70	McHan, Lamar — Arkansas.....	1974-75, 78-84
Bonamego, John — Central Michigan.....	2006-07, 2011	McMahon, Greg — Eastern Illinois.....	2006
Boudreau, Paul — Boston College.....	1987-93	Meyers, Bill — Stanford.....	1999
Brown, Greg — Texas El-Paso.....	2002-05	Misciagna, John — Dickinson College.....	2003
Buchanan, Buck — Grambling State.....	1976-77	Mitchell, Jason — Rutgers.....	2014
Bunting, John — North Carolina.....	2000	Moore, Tom — Iowa.....	1997
Byrd, Charles — Morehead State.....	2010-	Mora, Jim E. — Occidental.....	1986-96
Campbell, Dan — Texas A&M.....	2016-	Mora, Jim L. — Washington.....	1992-96
Campbell, Whitey — Miami (Fla.).....	1976-80	Morton, John — Western Michigan.....	2006, 2015-
Capers, Dom — Mount Union.....	1986-91	Moss, Winston — Miami (Fla.).....	2000-05
Carmichael, Pete — Boston College.....	2006-	Myers, Chip — Northwestern Oklahoma State.....	1994
Champion, Jim — Mississippi State.....	1971-72	Neal, Dan — Kentucky.....	1997-99
Cignetti, Frank Jr. — Indiana (Pa.).....	2000-01	Neu, Mike — Ball State.....	2014-15
Clancy, Sam — Pittsburgh.....	2000-03	Nicolau, Nick — Southern Connecticut.....	1980
Clements, Tom — Notre Dame.....	1997-99	Nolan, Dick — Maryland.....	1977-80
Coley, Walt — Miami.....	1997-99	North, John — Vanderbilt.....	1973-75
Cummings, Bob — Vanderbilt.....	1973-75	Nugent, Brendan — Catholic University of America.....	2015-
Curry, Ronald — North Carolina.....	2016-	Nunnely, Wayne — Nevada-Las Vegas.....	1995-96
Curtis, Andre — VMI.....	2012-14	Oden, Tony — Baldwin-Wallace.....	2006-11
Dalrymple, Dan — Miami (Ohio).....	2006-	Orgeron, Ed — Northwestern (La.) State.....	2008
Dalrymple, Jeff — Ohio State.....	1996	Pagano, John — Mesa State (Colo.).....	1996-97
Del Rio, Jack — Southern California.....	1997-98	Palmeri, Jerry — Montclair State.....	2003
DeVan, Kyle — Oregon State.....	2015	Pallic, Bob — Dayton.....	2000-05
Dickson, George — Notre Dame.....	1967-68	Paternostro, Russell — San Diego State.....	1981-85
Ditka, Mike — Pittsburgh.....	1997-99	Paul, Markus — Syracuse.....	1998-99
Ecklund, Brad — Oregon.....	1968-70	Payton, Sean — Eastern Illinois.....	2006-
Ellard, Henry — Fresno State.....	2012-14	Pease, John — Utah.....	1986-95, 2004-05
Erkenbeck, Jim — San Diego State.....	1986	Petty, Phil — Missouri.....	2000
Everest, Al — Southern Methodist.....	2000-05	Phillips, Jim (Red) — Auburn.....	1973-75
Everest, Andy — Texas-El Paso.....	1981-85	Phillips, O.A. (Bum) — Stephen F. Austin.....	1981-85
Fangio, Vic — East Stroudsburg.....	1986-94	Phillips, Wade — Houston.....	1981-85
Faulkner, Jack — Miami (Ohio).....	1967-69	Pratt, Tom — Miami.....	1978-80
Fears, Tom — UCLA.....	1967-70	Pyne, Jim — Virginia Tech.....	2005
Floyole, Ken — Pacific Lutheran.....	2012	Riecke, Lou — Louisiana State.....	1980
Franklin, Chet — Utah.....	1978-79	Richardson, Harold — Southern Methodist.....	1981-85
Garrett, Jim — Utah State.....	1976-77	Riley, Mike — Alabama.....	2002
Garrett, Judd — Princeton.....	1997-99	Roberts, J.D. — Oklahoma.....	1967-68, 71-73
Gibbs, Gary — Oklahoma.....	2006-08	Robinson, Jimmy — Georgia Tech.....	2004-05
Giunta, Peter — Northeastern.....	2016-	Robinson, Willy — Fresno State.....	2005
Glenn, Aaron — Texas A&M.....	2016-	Roland, Johnny — Missouri.....	2005
Glick, Fred — Colorado State.....	1980	Roushar, Dan — Northern Illinois.....	2013-
Gullickson, Rock — Moorhead (Minn.) State.....	2000-05	Roy, Alvin — Louisiana State.....	1976-77
Haslett, Jim — Indiana (Pa.).....	1995-96, 2000-05	Royer, Jim — Navy.....	1970-72
Hatley, Mark — Oklahoma State.....	1985	Rutigliano, Sam — Tulsa.....	1976-77
Hayes, Tom — Iowa.....	2006-07	Ryan, Rob — Southwestern Oklahoma State.....	2013-15
Hefferle, Ernie — Duquesne.....	1975	Schonert, Turk — Stanford.....	2005
Heinrich, Don — Washington.....	1969-70	Shaw, Bob — Ohio State.....	1967-68
Henry, Jack — Indiana (Pa.).....	2000-05	Shaw, Willie — New Mexico.....	1997
Henshaw, George — West Virginia.....	2006-07	Sheppard, Mike — California Lutheran.....	2002-05
Hewgley, Wimp — Wyoming.....	1974-75	Sheridan, Carter — Florida A&M.....	2009-14
Hill, Bob — Jackson State.....	1978-79	Shipp, Ken — Middle Tennessee State.....	1971-72
Hill, King — Rice.....	1981-85	Shively, Doug — Kentucky.....	1974-76
Hobby, Marion — Clemson.....	2006-07	Sidwell, Steve — Colorado.....	1986-94
Holman, Rodney — Tulane.....	1998-99	Skipper, Jim — Whittier.....	1986-95
Hostler, Jim — Indiana (Pa.).....	2001-02	Smith, Carl — Cal Poly-San Luis Obispo.....	1986-96
Hughes, Ed — Tulsa.....	1978-80	Smith, Jerry — Wisconsin.....	1969-70
Ingalls, Bret — Wichita State.....	2009-15	Smith, Frank — Miami (Ohio).....	2010-14
Jackson, Harold — Jackson State.....	1997-99	Smith, Mark — North Carolina State.....	2004
Jackson, Rickey — Pittsburgh.....	1998-99	Spagnuolo, Steve — Springfield.....	2012
James, Ned — New Mexico State.....	1998-99	Spencer, Joe — Oklahoma State.....	1981-85
Johnson, Bill — Northwestern (La.) State.....	2009-	Stanfel, Dick — San Francisco.....	1976-80, 97-98
Johnson, Curtis — Idaho.....	2006-11	Stram, Hank — Purdue.....	1976-77
Jones, Travis — Georgia.....	2008-12	Tate, Charlie — Florida.....	1971
Kennan, Larry — LaVerne.....	1995	Thomas, Joel — Idaho.....	2015-
Khayat, Ed — Tulane.....	1967-70	Trimble, Steve — Maryland.....	1995
Kiffin, Monte — Nebraska.....	1995	Ungaro, Marcus — Washington State.....	2012-
Knott, Ty — Oregon Tech.....	2003-05	Van Zandt, Lance — Lamar.....	1981-84
Kottke, Rich — Wagner.....	1977	Venturi, Rick — Northwestern.....	1996-2005
Kromer, Aaron — Miami (Ohio).....	2008-12	Vitt, Joe — Towson State.....	2006-
Kuharich, Lary — Boston College.....	1998-99	Walters, Steve — Arkansas.....	1986-96
Kwan, Stan — San Diego State.....	2013-	Warren, Frank — Auburn.....	1995
Langsdorf, Danny — Linfield College.....	2002-04	Wenning, Rob — Findlay.....	2010-
Ledbetter, Bob — Mississippi Industrial.....	1974-75	White, Dixie — Texas Tech.....	1973
Levia, John — Pittsburg State (Kan.).....	1981-85	Whitehead, Bud — Florida State.....	1971-75
Lewis, Greg — Illinois.....	2015	Withers, Everett — Appalachian State.....	1994



# ALL-TIME ROSTER

Wiggin, Paul — Stanford.....	1978-79
Willis, James — Auburn.....	2015
Williams, Gregg — Northeast Missouri State.....	2009-11
Woick, Mike — Boston College.....	1997-99
Wood, Dick — Auburn.....	1976-77
Woodford, Mike — Arizona.....	2001

Yaralian, Zaven — Nebraska.....	1997-99
Young, Brian — Texas El-Paso.....	2009
Young, John Paul — Texas-El Paso.....	1981-85
Yowarsky, Walt — Kentucky.....	1967-68
Zapala, Willie — Texas A&M.....	1981-85
Zook, Ron — Miami (Ohio).....	2000-01



## PLAYERS

Players who have spent at least one regular season or postseason game on the active roster.

<b>A</b>		
42	Abdul-Quddus, Isa (S) — Fordham.....	2011-13
46	Abramowicz, Danny (WR) — Xavier (Ohio).....	1967-73
53	Absher, Dick (LB) — Maryland.....	1969-71
69	Ackerman, Tom (C/G) — Eastern Washington.....	1996-2001
60	Adams, Michael (DT) — Arkansas State.....	1987-88
61	Adams, Sam (G) — Prairie View A&M.....	1981
64	Adams, Scott (G) — Georgia.....	1994
27	Adams, Vashone (S) — Eastern Michigan.....	1997
24	Adkins, Margene (WR) — Wichita State.....	1972
50,54	Aleaga, Ink (LB) — Washington.....	1997-99
69	Alexander, P.J. (T) — Syracuse.....	2003
30	Alexander, Vincent (FB) — Southern Mississippi.....	1987
65	Alleman, Andy (G) — Akron.....	2007
21	Allen, Eric (CB) — Arizona State.....	1995-97
50	Allen, James (LB) — Oregon State.....	2002-05
99	Allen, Kenderick (DT) — Louisiana State.....	2003
88	Allen, RaShawn (TE) — Southern.....	2015
20	Allen, Terry (RB) — Clemson.....	2000
86	Alphin, Gerald (WR) — Kansas State.....	1990-91
43,33	Ambrose, Ashley (CB) — Mississippi Valley State.....	1999, 2003-04
40	Amaya, Jonathon (S) — Nevada.....	2011
7	Andersen, Morten (K) — Michigan State.....	1982-94
71	Anderson, Dick (T) — Ohio State.....	1967
77	Anderson, Gary (G) — Stanford.....	1978
42	Anderson, James (LB) — Virginia Tech.....	2015
81	Anderson, Jesse (TE) — Mississippi State.....	1993
96	Andrus, Sheldon (DT) — Nicholls State.....	1986-87
50	Anthony, Stephone (LB) — Clemson.....	2015
22	Anthony, Tyrone (RB) — North Carolina.....	1984-85
60	Archibald, Ben (T) — Brigham Young.....	2005
72	Armstead, Terron (T) — Arkansas-Pine Bluff.....	2013
53	Arnoux, Stanley (LB) — Wake Forest.....	2010
87	Arrington, Adrian (WR) — Michigan.....	2009-11
49	Asiodu, K.C. (LB) — Central Oklahoma.....	2010
89	Askan, Bert (TE) — Texas Southern.....	1976
45	Atkos, Pete (S) — Tennessee.....	1973
81	Atkins, Doug (DE) — Tennessee.....	1967-69
28	Atkins, Gene (S) — Florida A&M.....	1987-93
47	Austin, Cliff (RB) — Clemson.....	1983
92	Ayodele, Remi (DT) — Oklahoma.....	2008-10

<b>B</b>		
78	Backes, Tom (G) — Oklahoma.....	1993
27	Baker, Edwin (RB) — Michigan State.....	2014
86	Baker, Melvin (WR) — Michigan.....	1975
38	Baker, Tony (RB) — Iowa State.....	1968-71
36	Ball, Marcus (S) — Memphis.....	2014
80	Banks, Gordon (WR) — Stanford.....	1980-81
24	Barclay, Chris (RB) — Wake Forest.....	2007
36	Barnes, Darian (FB) — Hampton.....	2008
51	Barnes, Derrick (LB) — Virginia.....	1997
90	Barnes, Tavaris (DE) — Clemson.....	2015
10,6	Barnhardt, Tommy (P) — North Carolina.....	1987, 89-94, 99
80	Barnwell, Malcolm (WR) — Virginia Union.....	1985
32	Barrington, Tom (RB) — Ohio State.....	1967-70
88	Bass, Don (TE) — Houston.....	1982
24	Bates, Mario (RB) — Arizona State.....	1994-97
63	Baumgartner, Steve (DE) — Purdue.....	1973-74
85	Beasley, John (TE) — California.....	1973-74
19,89	Bech, Brett (WR) — Louisiana State.....	1996-99
67	Becton, Nick (T) — Virginia Tech.....	2014
34	Bell, Carlos (TE) — Houston.....	1971
20	Bell, Joique (RB) — Wayne State.....	2011
40,21	Bell, Mike (RB) — Arizona.....	2008-09
20	Bellamy, Jay (S) — Rutgers.....	2001-07
40	Bender, Wes (FB) — Southern California.....	1997
7	Benjamin, Guy (QB) — Stanford.....	1980
63	Bennett, Barry (DE) — Concordia (Minn.).....	1978-81
91	Bennett, Monte (DT) — Kansas State.....	1981
83,86	Benson, Cliff (TE) — Purdue.....	1987-88
65	Bentley, LeCharles (G/C) — Ohio State.....	2002-05
17	Berger, Mitch (P) — Colorado.....	2003-05
46	Betts, Ladell (RB) — Iowa.....	2010
47	Beverly, Dwight (RB) — Illinois.....	1987

18	Blake, Jeff (QB) — East Carolina.....	2000-01
10	Blanchard, Cary (K) — Oklahoma State.....	1992
16	Blanchard, Tom (P) — Oregon.....	1974-78
76	Board, Dwayne (DE) — North Carolina A&T.....	1988
57	Bockwoldt, Colby (LB) — Brigham Young.....	2004-05
77	Boeke, Jim (T) — Heidelberg.....	1968
23	Booker, Fred (CB) — Louisiana State.....	2005
56	Bordano, Chris (LB) — Southern Methodist.....	1998-99
50	Bordelon, Ken (LB) — Louisiana State.....	1976-77, 79-82
25	Bosarge, Wade (DB) — Tulsa.....	1977
86	Botkin, Kirk (TE) — Arkansas.....	1994-95
4	Bouman, Todd (QB) — St. Cloud State.....	2003-05
77	Boyersky, Jerry (DT) — Pittsburgh.....	1981
21	Boyd, Greg (S) — Arizona.....	1974
36	Boydin, Greg (RB) — Northwestern.....	1977
69	Boykin, McKinley (DT) — Mississippi.....	2007
35	Branch, Jamaal (RB) — Colgate.....	2006-07
95	Brannon, Robert (DE) — Arkansas.....	1987
40	Breaux, Delvin (CB) — None.....	2015
9	Brees, Drew (QB) — Purdue.....	2006
85	Brenner, Hoby (TE) — Southern California.....	1981-93
82	Brewer, Johnny (LB) — Mississippi.....	1968-70
10	Brien, Doug (K) — California.....	1995-2000
67	Brock, Stan (T) — Colorado.....	1980-92
2	Brooks, Aaron (QB) — Virginia.....	2000-05
99	Broughton, Willie (DT) — Miami (Fla.).....	1995-96
96	Brown, Alex (DE) — Florida.....	2010
36	Brown, Bob (TE) — Alcorn State.....	1972-73
71	Brown, Charles (T) — Southern California.....	2010-13
22	Brown, Charlie (RB) — Missouri.....	1967-68
24,21,20	Brown, Derek (RB) — Nebraska.....	1993-96
35	Brown, Fakhir (CB) — Grambling State.....	2002-05
70	Brown, Jammal (T) — Oklahoma.....	2005-09
27	Brown, Ray (S) — West Texas A&M.....	1978-80
39	Browner, Brandon (CB) — Oregon State.....	2015
11	Brunell, Mark (QB) — Washington.....	2008-09
92	Bryant, Tony (DE) — Florida State.....	2003-05
16	Buck, Mike (QB) — Maine.....	1990-95
26	Buck, Vince (DB) — Central State (Ohio).....	1990-93
29	Bullocks, Josh (S) — Nebraska.....	2005-08
77	Bunkley, Brodreck (DT/N/T) — Florida State.....	2012-14
36	Burchfield, Don (TE) — Ball State.....	1971
83	Burke, Vern (TE) — Oregon State.....	1967
55	Burkert, Jackie (LB) — Auburn.....	1967-70
11	Burns, Ed (QB) — Nebraska.....	1978-80
16	Burris, Bo (S) — Houston.....	1967-69
0	Burrough, Ken (WR) — Texas Southern.....	1970
80	Burton, Larry (WR) — Purdue.....	1975-77
25	Bush, Rafael (S) — South Carolina State.....	2012-15
25	Bush, Reggie (RB) — Southern California.....	2006-10
74	Bushrod, Jermon (T) — Towson.....	2007-12
59	Bussey, Nate (LB) — Illinois.....	2011
38	Butler, Bill (RB) — Kansas State.....	1972-74
3	Butler, Skip (K) — Texas-Arlington.....	1971
45	Byrd, Israel (CB) — Utah State.....	1993-95
31	Byrd, Jairus (S) — Oregon.....	2014

<b>C</b>		
39,38	Cadet, Travaris (RB) — Appalachian State.....	2012
17	Camarillo, Greg (WR) — Stanford.....	2012
35	Campbell, Earl (RB) — Texas.....	1984-85
73	Campbell, Joe (DE) — Maryland.....	1977-80
80	Campbell, Mark (TE) — Michigan.....	2006-08
59	Campen, James (C/G) — Tulane.....	1987-88
4	Canfield, Sean (QB) — Oregon State.....	2010-11
35	Canty, Chris (CB) — Kansas State.....	2000
51	Capone, Warren (LB) — Louisiana State.....	1976
3	Carney, John (K) — Notre Dame.....	2001-06, 2009-10
40	Carr, Chris (CB) — Boise State.....	2013
65	Carr, Tom (DE) — Morgan State.....	1968
74	Carroll, Herman (DE) — Mississippi State.....	1994
55	Carroll, Travis (LB) — Florida.....	2002-03
80	Carroll, Wesley (WR) — Miami (Fla.).....	1991-92
21	Carter, Dale (CB) — Tennessee.....	2002-03
65	Carter, David (C) — Western Kentucky.....	1984-85
32	Carter, Ki-Jana (RB) — Penn State.....	2003-04

HISTORY • RECORDS • ADMINISTRATION • FOOTBALL • OWNERSHIP

# ALL-TIME ROSTER

41	Carter, Tim (CB) — Tulane	2001	47	DeGrenier, Jack (RB) — Texas-Arlington	1974
37	Carter, Tony (CB) — Florida State	2015-	60	de la Puente, Brian (C) — California	2011-13
52	Casillas, Jonathan (LB) — Wisconsin	2009, 2011-12	50	Del Rio, Jack (LB) — Southern California	1985-86
23	Cassady, Craig (DB) — Ohio State	1977	9, 12	Delhomme, Jake (QB) — Louisiana-Lafayette	1998-2002
86	Caster, Rich (TE) — Jackson State	1981	39	Deloatch, Curtis (CB) — North Carolina A&T	2006
51	Chambers, Rusty (LB) — Tulane	1975-76	19	Dempsey, Tom (K) — Palomar (Calif.) College	1969-70
89	Chandler, Wes (WR) — Florida	1978-81	87	DeRamus, Lee (WR) — Wisconsin	1995-96
24	Chapman, Clarence (CB) — Eastern Michigan	1976-80	32	DeRatt, Jim (DB) — North Carolina	1975
89	Chapman, Gil (WR) — Michigan	1975	79	Derby, Glenn (T) — Wisconsin	1989-90
97	Charleston, Jeff (DE) — Idaho State	2008-11	51	Didion, John (LB C) — Oregon State	1971-74
92	Chase, Martin (DT) — Oklahoma	2000-02	80	Dinkins, Darnell (TE) — Pittsburgh	2009
33	Chatman, Jesse (RB) — Eastern Washington	2005	20	Dixon, Brian (CB) — Northwest Missouri State	2014
37, 30	Cherry, Le'Rod (DB) — California	1996-99	56	Dixon, Ernest (LB) — South Carolina	1994-97
85	Childs, Henry (TE) — Kansas State	1974-80	95	Dixon, Ronnie (DT) — Cincinnati	1993
51	Childs, Ron (LB) — Washington State	1995	66	Dobler, Conrad (G) — Wyoming	1978-79
13	Cipa, Larry (QB) — Michigan	1974-75	25	Dodd, Al (WR) — Northwest State	1969-71
71	Clancy, Kendrick (DT) — Mississippi	2007-09	72	Dombrowski, Jim (G/T) — Virginia	1986-96
75	Clark, Bruce (DE) — Penn State	1982-88	86	Donovan, Tom (WR) — Penn State	1980
54	Clark, Danny (LB) — Illinois	2006, 10	88	Dorris, Andy (DE) — New Mexico State	1973-76
78	Clark, Kelvin (G) — Nebraska	1982-85	21	Douglas, John (CB) — Texas Southern	1967-68
89	Clark, Robert (WR) — North Carolina Central	1987-88	95	Douglas, Marques (DE) — Howard	2000
29	Clark, Vinnie (CB) — Ohio State	1994	10	Douglass, Bobby (QB) — Kansas	1976-77
51, 50	Clarke, Phil (LB) — Pittsburgh	1999-2001	86, 80	Dowdell, Marcus (WR) — Tennessee State	1992-93
42	Clay, Willie (S) — Georgia Tech	1999	22	Drakeford, Tyrone (CB) — Virginia Tech	1998-99
85	Cleeland, Cameron (TE) — Washington	1998-99, 2001	47	Drescher, Justin (LS) — Colorado	2010-
56	Clemons, Charlie (LB) — Georgia	2000-02	93	Duckett, Kenny (WR) — Wake Forest	1982-85
66	Cody, Bill (LB) — Auburn	1967-70	85	Dumbauld, Jonathan (DE) — Kentucky	1986-88
4	Cofer, Mike (K) — North Carolina State	1987	56, 54	Dunbar, Jo-Lonn (LB) — Boston College	2008-11, 15
86	Colchico, Dan (DE) — San Jose State	1969	86	Dunbar, Jubilee (WR) — Southern	1973
16	Coleman, Brandon (WR) — Rutgers	2014-	63	Dunbar, Karl (DE) — Louisiana State	1993
55	Coleman, Don (LB) — Michigan	1974-75	32	Dunbar, Vaughn (RB) — Indiana	1992, 94-95
45	Collins, Jed (FB) — Washington State	2011-13	10, 15	Durke, Charlie (K) — Oklahoma State	1967-68, 71-72
43	Collins, Kerry (QB) — Penn State	1998	47	Dusenberry, Bill (RB) — Johnson C. Smith	1970
42	Collins, Larry (RB) — Texas A&M-Kingsville	1980			
59	Colman, Wayne (LB) — Temple	1969-74, 76			
12	Colston, Marques (WR) — Hofstra	2006-15			
66	Commiskey, Chuck (G) — Mississippi	1986-88			
83	Connell, Albert (WR) — Texas A&M	2001	89	Early, Quinn (WR) — Iowa	1991-95
58	Conner, Darion (LB) — Jackson State	1994	91	Edebali, Kasim (LB) — Boston College	2014
70	Contz, Bill (T) — Penn State	1986-88	63	Eckel, Kyle (FB) — Navy	2009
85	Conwell, Ernie (TE) — Washington	2003-06	63	Edelman, Brad (G) — Missouri	1982-89
41	Cook, Toti (CB) — Stanford	1987-93	83	Edwards, Kelvin (WR) — Liberty	1986
10	Cooks, Brandin (WR) — Oregon State	2014-	59	Ellerbe, Dannel (LB) — Georgia	2015-
57	Coombs, Larry (C) — Idaho	1980	64	Elliott, Ted (DT) — Minn. State-Mankato	1987
97	Cooper, Josh (DE) — Mississippi	2006-07	99	Elliott, Tony (DT) — North Texas	1982-88
71	Cooper, Richard (T) — Tennessee	1990-95	98	Ellis, Sedrick (DT) — Southern California	2008-12
18	Copper, Terrance (WR) — East Carolina	2006-08	52	Emanuel, Frank (LB) — Tennessee	1970
79	Cordileone, Lou (DT) — Clemson	1967-68	19	Epps, Tory (DT) — Memphis	1995
44	Cordill, Olie (P) — Memphis	1969	74	Erclenben, Russell (K/P) — Texas	1979-83
47	Cortez, Bruce (CB) — Parsons	1967	84	Estes, Lawrence (DE) — Alcorn State	1970-71
37	Cota, Chad (S) — Oregon	1998	59	Eulls, Kaleb (DT) — Mississippi State	2015
39	Covington, John (S) — Notre Dame	1995	44	Evans, Chuck (LB) — Stanford	1980-81
51	Cox, Bryan (LB) — Western Illinois	2002	53	Evans, Heath (FB) — Auburn	2009-10
21	Craft, Jason (CB) — Colorado State	2004-08	74	Evans, Jahri (G) — Bloomsburg	2006-15
75	Crangle, Mike (DE) — Tennessee-Martin	1972	54	Evans, Troy (LB) — Cincinnati	2007-09
32	Craver, Aaron (RB) — San Diego State	1998-99	17	Everett, Jim (QB) — Purdue	1994-96
43	Craver, Keyao (CB) — Nebraska	2002-03			
55	Creech, Bob (LB) — Texas Christian	1973			
44	Crist, Chris (S) — Penn State	1975-77			
51	Croom, Sylvester (C) — Alabama	1975	10	Fagan, Julian (P) — Mississippi	1970-72
51	Crosby, Ron (LB) — Penn State	1978	44	Faine, Jeff (C) — Notre Dame	2006-07
4	Cundiff, Billy (K) — Drake	2006	52	Farasopoulos, Chris (S) — Brigham Young	1974
60	Cunningham, Carl (LB) — Houston	1971	86	Farber, Hap (LB) — Mississippi	1970
15	Cuzzo, Gary (QB) — Virginia	1967	87	Farquhar, John (TE) — Duke	1997-98
			38	Fassitt, Greg (CB) — Grambling State	2009
			96	Faulkner, Jeff (DE) — Southern	1993
			58	Federspiel Joe (LB) — Kentucky	1972-80
			9	Feller, Happy (K) — Texas	1972-73
			20	Felton, Eric (CB) — Texas Tech	1978-80
			27, 48	Fenderson, James (RB) — Hawaii	2001-03
			22	Fenerty, Gill (RB) — Holy Cross	1990-91
			56	Ferguson, Jim (LB) — Southern California	1968
			71	Fersen, Paul (T) — Georgia	1973-74
			28	Fichtner, Ross (S) — Purdue	1968
			4	Fields, Brandon (P) — Michigan State	2015
			26	Fields, Jitter (PR) — Texas	1984
			55	Fields, Mark (LB) — Washington State	1995-2000
			11	Fife, Jason (QB) — Oregon	2006
			69	Fifer, Bill (G) — West Texas A&M	1978
			56	Fincher, Alford (LB) — Connecticut	2005-07
			4	Fink, Mike (CB) — Missouri	1973
			63	Finnie, Roger (T) — Louisiana A&M	1979
			55	Flanigan, Jim (LB) — Louisiana State	1971
			3	Flynn, Matt (QB) — Pittsburgh	2015
			52	Fokou, Moise (LB) — Maryland	2014
			71	Folau, Spencer (T/G) — Idaho	2002-04
			62	Fontenot, Jerry (C) — Texas A&M	1997-2003
			5	Forbath, Kai (K) — UCL A	2015-
			92	Ford, Henry (DT) — Arkansas	2003
			28	Ford, James (RB) — Texas Southern	1971-72
			52	Forde, Brian (LB) — Washington State	1988-91
			97	Foster, Glenn (DE) — Illinois	2013-14

## E

## F

## D





# ALL-TIME ROSTER

11	Fourcade, John (QB) — Mississippi	1987-90
53	Fourcade, Keith (LB) — Mississippi	1987
43	Fowler, Bobby (FB) — Louisiana Tech	1984-85
37	Frampton, Eric (S) — Washington State	2013
59	Franklin, Aubrayo (DT) — Tennessee	2011
99	Franklin, Jerry (LB) — Arkansas	2014
80	Franklin, P.J. (WR) — Tulane	1999
37	Frantz, Todd (S) — Tulane	2000
51	Fraser, Jim (P) — Wisconsin	1968
32	Frazier, Paul (RB) — Northwestern State	1989
31, 37	Frederick, Terrence (CB) — Texas A&M	2013-14
55	Freeman, Reggie (LB) — Florida State	1993
15	Fritsch, Tony (K) — None	1982
55	Fujita, Scott (LB) — California	2006-09
24	Fuller, Johnny (S) — Lamar	1973-75
72	Fultz, Mike (DT) — Nebraska	1977-80

## G

46	Gajan, Hokie (FB) — Louisiana State	1982-85
34	Galbreath, Tony (RB) — Missouri	1976-80
93	Gallete, Junior (DE/OLB) — Stillman	2010-14
62,60,46,8	Gammon, Kendall (C) — Pittsburg State	1996-99
72	Gandy, Wayne (T) — Auburn	2003-05
80	Garcia, Jim (DE) — Purdue	1967
88	Gardner, Talman (WR) — Florida State	2003-04
83	Garrett, Len (TE) — New Mexico Highlands	1973-75
20	Gary, Russell (S) — Nebraska	1981-86
20	Gay, Randall (CB) — Louisiana State	2008-10
97	Geathers, James (DE) — Wichita State	1984-89
60	George, Terrarius (DE) — Kansas State	2008
85	Ghent, Ronnie (TE) — Louisville	1987
15	Gibbs, Donnie (TE) — Texas Christian	1974
27	Gibson, Antonio (SS) — Cincinnati	1986-89, 92
77	Gilbert, Daren (T) — Cal State-Fullerton	1985-88
42,41	Gilliam, John (WR) — South Carolina State	1967-68, 77
89	Gilmore, John (TE) — Penn State	2011
37	Giordano, Matt (S) — California	2010
37	Gleason, Steve (S) — Washington State	2000-06
31	Glenn, Aaron (CB) — Texas A&M	2008
29	Glenn, Vencie (S) — Indiana State	1991
82	Glover, Andrew (TE) — Grambling State	2000
97	Glover, La'Ro'i (DT) — San Diego State	1997-2001
91	Goff, Robert "Pig" (DT) — Auburn	1990-95
77	Goich, Dan (DT) — California	1971
88	Goodlow, Eugene (WR) — Kansas State	1983-86
76, 55	Goodwin, Jonathan (C) — Michigan	2006-10, 2014
82	Gottschalk, Darren (TE) — Cal Lutheran	1987
4	Gowin, Toby (P) — North Texas	2000-02
7	Graham, Ben (P) — Deakin	2008
89	Graham, Daniel (TE) — Colorado	2012
80	Graham, Jimmy (TE) — Miami (Fla.)	2010-14
3	Graham, Shayne (K) — Virginia Tech	2013-14
17	Graham, T.J. (WR) — North Carolina State	2015
1	Gramatica, Martin (K) — Kansas State	2007-08
40	Grant, Hoyle (RB) — Mississippi State	1971
94	Grant, Charles (DE) — Georgia	2002-09
58	Grant, Cie (LB) — Ohio State	2003-04
74	Gray, Cecil (T) — North Carolina	1993
21	Gray, David (DB) — East Los Angeles JC.	1979
33	Gray, Kevin (DB) — Eastern Illinois	1982
72	Gray, Leon (T) — Jackson State	1982-83
37	Gray, Mel (RB) — Purdue	1986-88
18	Grayson, Garrett (QB) — Colorado State	2015-
45	Green, Arthur (RB) — Albany State	1972
95	Green, Howard (DT) — Louisiana State	2003-04
55	Green, Paul (TE) — Southern California	1996
83	Green, Sammy (LB) — Florida	1980
10	Green, Skyler (WR) — Louisiana State	2008
23	Green, Victor (S) — Akron	2003
38	Greer, Donovan (CB) — Texas A&M	1997
32,33	Greer, Jabari (CB) — Tennessee	2009-13
74	Gregory, Ted (DT) — Syracuse	1988
35	Gresham, Bob (RB) — West Virginia	1971-72
4	Griffin, Ryan (QB) — Tulane	2013-14
28	Groce, DeJuan (CB) — Nebraska	2006
78	Grooms, Elois (DE) — Tennessee Tech	1975-81
40	Gross, Earl (RB) — Louisiana State	1970
56	Gross, Lee (C) — Auburn	1975-77
86	Groth, Jeff (WR) — Bowling Green	1981-85
66	Grubbs, Ben (G) — Auburn	2012-14
18	Guess, Terry (WR) — Gardner-Webb	1996
84	Gulford, Eric (WR) — Arizona State	1997-98
96	Gunn, Mark (DE) — Pittsburg	1994
58	Gwacham, Obum (DE) — Oregon State	2015-
62	Gwinn, Ross (G) — Northwestern State	1968

81	Hakim, Az-Zahir (WR) — San Diego State	2005
18	Hakim, Saalim (WR) — Tarleton State	2012
79	Halapin, Mike (G) — Pittsburgh	1999
35	Hall, Corey (FB) — Boise State	2011
81, 89	Hall, Lamont (TE) — Clemson	2000-02, 2004-05
86	Hall, Tom (WR) — Minnesota	1967
56	Hall, Willie (LB) — Southern California	1972-73
83	Hamilton, Andy (WR) — Louisiana State	1975
30	Hamilton, Lynell (RB) — San Diego State	2008-09
70, 96	Hamiter, Uhuru (DL) — Delaware State	1998-99
99	Hand, Norman (DT) — Mississippi	2000-02
98	Hanna, Jim (DT) — Louisville	1994
10	Hansen, Brian (P) — Sioux Falls	1984-88
98	Haralson, Parys (OLB) — Tennessee	2013-14
28	Harding, Greg (DB) — Nicholls State	1984
87	Hardy, Larry (TE) — Jackson State	1978-85
14	Hargett, Edd (QB) — Texas A&M	1969-72
69	Hargrove, Anthony (DL) — Georgia Tech	2009-10
80	Harper, Alvin (WR) — Tennessee	1997
28	Harper, Deveron (S) — Notre Dame	2003-04
13	Harper, Rod (WR) — Murray State	2009
41	Harper, Roman (S) — Alabama	2006-13
3	Harrington, Joey (QB) — Oregon	2008
3	Harris, Bill (RB) — Colorado	1971
79	Harris, Bryce (T) — Fresno State	2012-14
36, 26	Harris, Corey (CB) — North Alabama	1999-2000
80	Harris, Herbert (WR) — Lamar	1986-87
82	Harris, Ike (WR) — Iowa State	1978-81
92	Harris, Orient (DT) — Miami (Fla.)	2007
86	Harris, Rod (WR) — Texas A&M	1989
86	Harrison, Victor (WR) — North Carolina	1987
88	Hart, Ben (S) — Oklahoma	1967
72	Hart, Jeff (T) — Oregon State	1976
53	Hart, Tommy (DE) — Morris Brown	1980
5	Hartley, Garrett (K) — Oklahoma	2008-13
67	Harvey, George (G) — Kansas	1967
52	Harvey, Richard Jr. (LB) — Tulane	1995-97
26	Harvey, Richard Sr. (DB) — Jackson State	1971
88	Hastings, Andre (WR) — Georgia	1997-99
70, 74	Haverdink, Kevin (T) — Western Michigan	1989-91
80	Havriak, Sam (WR) — Bucknell	1974
57	Hawthorne, David (LB) — Texas Christian	2012-15
36	Hawthorne, Michael (CB) — Purdue	2000-03
29	Hayes, Billie (CB) — San Diego State	1972
89	Hayes, Mercury (WR) — Michigan	1996-97
92	Haynes, James (LB) — Mississippi Valley State	1984-89
81	Haynes, Michael (WR) — Northern Arizona	1994-96
97	Haynes, Michael (DE) — Penn State	2006
49	Hazelton, Major (DB) — Florida A&M	1970
3	Hebert, Bobby (QB) — Northwestern State	1985-89, 91-92
26	Heidel, Jimmy (S) — Mississippi	1967
19	Henderson, Devery (WR) — Louisiana State	2004-12
20	Henderson, Othello (S) — UCLA	1993-94
65	Henry, Ricky (G) — Nebraska	2012
87	Herrmann, Don (WR) — Waynesburg	1975-77
54	Herring, Will (LB) — Auburn	2011-13
84	Hester, Jim (TE) — North Dakota	1967-69
76	Hester, Ray (LB) — Tulane	1971-73
23	Hewitt, Chris (S) — Cincinnati	1997-99
45, 34	Heyward, Craig (FB) — Pittsburg	1988-92
76	Hicks, Akiem (DT/DE) — Regina (Sask.)	2012-15
81	Higgins, Michael (TE) — Nebraska-Omaha	2011-12
34	Hightower, Tim (RB) — Richmond	2015-
62	Hilgenberg, Jay (C) — Iowa	1993
61	Hilgenberg, Joel (C/G) — Iowa	1984-93
62	Hill, John (C) — Lehigh	1975-84
89	Hill, Josh (TE) — Idaho State	2013-
87	Hill, Lonzell (WR) — Washington	1987-90
81	Hill, Randal (WR) — Miami (Fla.)	1997
40, 21	Hilliard, Dalton (RB) — Louisiana State	1986-93
76	Hills, Keno (G/T) — Louisiana-Lafayette	1996-99
76	Hills, Tony (T) — Texas	2015
81, 86	Hilton, Zachary (TE) — North Carolina	2003-05
78	Hines, Glen Ray (T) — Arkansas	1971-72
24	Hoage, Terry (DB) — Georgia	1984-85
53	Hobbs, Billy (LB) — Texas A&M	1972
83	Hobbs, Daryl (WR) — Pacific	1997
12	Hobert, Billy Joe (QB) — Washington	1997-99
2	Hocker, Zach (K) — Arkansas	2015
98	Hodge, Milford (DE) — Washington State	1986
52	Hodge, Sedrick (LB) — North Carolina	2001-05
14	Hodson, Tom (QB) — Louisiana State	1995-96
57	Holden, Curtis (LB) — Washington State	2001
70	Holden, Sam (T) — Grambling State	1971
61	Holland, Montrae (G) — Florida State	2003-06
18	Hollas, Hugo (S) — Rice	1970-72
51	Holloway, Stan (LB) — California	1980
45	Holmes, Jack (RB) — Texas Southern	1978-82
21	Holt, Terrence (S) — North Carolina State	2008



HISTORY • RECORDS • ADMINISTRATION • FOOTBALL • OWNERSHIP

# ALL-TIME ROSTER

87	Horn, Joe (WR) — Itawamba (Miss.) JC	2000-06	15	Jones, Seantavius (WR) — Valdosta State	2014-15
87	Hoomanawani, Michael (TE) — Illinois	2015-	27	Jones, Selwyn (CB) — Colorado State	1994
28	Hoskins, Derrick (S) — Southern Mississippi	1996	34	Jones, Tebucky (S) — Syracuse	2003-04
47	Houser, Kevin (LB) — Ohio State	2000-08	23	Jordan, Buford (FB) — McNeese State	1986-92
68	Housman, Walter (T/G) — Upsala	1987	94	Jordan, Cameron (DE) — California	2011-
93	Howard, Darren (DE) — Kansas State	2000-05	45	Jordan, Jimmy (RB) — Florida	1967
29	Howard, Gene (CB) — Langston	1968-70	45	Joseph, Keith (RB) — Texas A&M	2006
35	Howard, Reggie (CB) — Memphis	2000	<b>K</b>		
20	Howell, Delice (CB) — Grambling State	1970-72	43	Kaesviharn, Kevin (S) — Augustana (S.D.)	2007-08
52	Huard, John (LB) — Maine	1971	71	Kaplan, Ken (T) — New Hampshire	1987
70	Hubbard, Dave (T) — Brigham Young	1977	44	Karney, Mike (FB) — Arizona State	2004-08
69	Hudson, Nat (G) — Georgia	1981	72	Kasay, John (K) — Georgia	2011
54	Hughes, Pat (LB) — Boston	1977-79	4	Kearney, Jim (S) — Prairie View A&M	1976
33	Hughes, Tyrone (CB) — Nebraska	1993-96	26	Keaton, Curtis (RB) — James Madison	2002
54, 53	Humber, Ramon (ILB) — North Dakota State	2010-15	78	Keim, Mike (T) — Brigham Young	1991
84	Humphrey, Tory (TE) — Central Michigan	2009-11	65	Kelemete, Senio (C/G) — Washington	2014-
76	Hunt, Kevin (T) — Doane	1978	30	Kelley, Les (RB) — Alabama	1967-69
97	Hunt, Phillip (DE) — Houston	2015	67	Kelly, Mike (TE) — Davidson	1973
60	Hunt, Robert (G) — Virginia	1999	30	Kelly, Rob (S) — Ohio State	1997-2000
32	Hunter, Earnest (RB) — Southeast Oklahoma	1996	5	Kempf, Florian (K) — Pennsylvania	1987
48	Hunter, Kendall (RB) — Oklahoma State	2015	60	Kenard, Derek (G) — Nevada	1991-93
28	Hurley, Bill (DB) — Syracuse	1982-83	82	Kenison, Eddie (WR) — Louisiana State	1999
88	Hyatt, Fred (WR) — Auburn	1973	44	Kikaha, Hau'oli (LB) — Washington	2015-
<b>I</b>					
47	Ingram, Jake (LS) — Hawaii	2010	17	Kilmer, Billy (QB) — UCLA	1967-70
28, 22	Ingram, Mark (RB) — Alabama	2011-	45	Kimbrough, Elbert (S) — Northwestern	1968
12	Ingram, Kevin (QB) — East Carolina	1987	75	King, Ed (G) — Auburn	1995-97
27	Irvine, Ken (CB) — Memphis	2002	61	King, Mitch (DT) — Iowa	2011
82	Ismail, Qadry (WR) — Syracuse	1998	53	Kingree, Rick (LB) — Tulane	1973-78
21	Israel, Steve (CB) — Pittsburgh	2001	68	Kline, Alan (T) — Ohio State	1994-95
29	Ivory, Chris (RB) — Tiffin	2010-12	40	Knafele, Roger (TE) — Notre Dame	1983
<b>J</b>					
30	Jackson, Ernie (CB) — Duke	1972-77	53	Knight, Roger (LB) — Wisconsin	2001-04
91	Jackson, Grady (DT) — Knoxville	2002-03	29	Knight, Sammy (S) — Southern California	1997-2002
47	Jackson, Greg (S) — Louisiana State	1996	29	Knight, Shawn (DE) — Brigham Young	1987
58	Jackson, Jonathan (LB) — Oregon State	2001	78	Knox, Kyle (LB) — Fresno State	2013-14
57	Jackson, Rickey (LB) — Pittsburgh	1981-93	66	Knowers, David (T) — Indiana	1977
88	Jackson, Willie (WR) — Florida	2000-01	55	Kohlbrand, Joe (LB) — Miami (Fla.)	1985-89
52	Jacobs, Harry (LB) — Bradley	1970	43	Kopay, Dave (LB) — Washington	1971
64	Jacox, Kendyl (G/C) — Kansas State	2002-05	60	Korte, Steve (C) — Arkansas	1983-90
22	Jakes, Van (CB) — Kent State	1986-88	52	Kovach, Jim (LB) — Kentucky	1979-85
50	James, Philip (C) — Southern	1987	89	Kramer, Kent (TE) — Minnesota	1967
33	Jean-Baptiste, Stanley (CB) — Nebraska	2014	9	Kramer, Tommy (QB) — Rice	1990
44	Jean-Batiste, Garland (FB) — Louisiana State	1987	50	Kreutz, Olin (C) — Washington	2011
80	Jeffries, Haywood (WR) — North Carolina State	1996	21	Krimm, John (S) — Notre Dame	1982
96	Jeffries, Dameian (DE) — Alabama	1995	50	Kupp, Jake (G) — Washington	1967-75
92	Jenkins, John (NT/DT) — Georgia	2013-	67	Kuziel, Bob (C) — Pittsburgh	1972
27	Jenkins, Malcolm (CB/S) — Ohio State	2009-13	57	Kyle, Jason (LS) — Arizona State	2009-10
72	Jenkins, Trezelle (T) — Michigan	1997	<b>L</b>		
36	Jennings, Stanford (RB) — Furman	1991	64	Lafary, Dave (T) — Purdue	1977-85
68	Jetton, Paul (G) — Texas	1992-93	39	LaGrand, Morris (RB) — Tampa	1975
19	Johnson, Alonzo (WR) — Central State (Ohio)	1998	96	Lake, Antwan (DT) — West Virginia	2006-08
35	Johnson, Austin (FB) — Tennessee	2014-	67	LaPorta, Phil (T) — Penn State	1974-75
22	Johnson, Benny (CB) — Johnson C. Smith	1976	12	Laufenberg, Babe (QB) — Indiana	1986
34	Johnson, Bobby (DB) — Texas	1983-84, 86	82	Larvie, Nate (TE) — Yale	2005-06
77	Johnson, Carl (G) — Nebraska	1972-73	29	Lawson, Odell (RB) — Langston	1973-74
6	Johnson, Dirk (P) — Northern Colorado	2002	58	Leach, Scott (LB) — Ohio State	1987
21	Johnson, Earl (CB) — South Carolina	1985	74	Leach, William (G/T) — North Carolina State	1987
82	Johnson, Eric (TE) — Yale	2007	40	Leach, Vonta (RB) — East Carolina	2006
58	Johnson, J.R. (LB) — Syracuse	2002	60	Leckey, Nick (C) — Kansas State	2009
94	Johnson, Joe (DE) — Louisville	1994-98, 2000-01	11	Lee, Bivian (CB) — Prairie View	1971-75
50	Johnson, John (LB) — Clemson	1995	39	Lee, Carl (DB) — Marshall	1991
45	Johnson, Nate (RB) — Texas Southern	1987	12	Lee, Mark (CB) — Washington	1994
59	Johnson, Rufus (OLB) — Tarleton State	2013	43	Legette, Tyrone (CB) — Nebraska	1992-95
96	Johnson, Tom (DE/DT) — Southern Mississippi	2011-13	62	Leggett, Brad (C) — Southern California	1990-91
86	Johnson, Tony (TE) — Alabama	1996-98	72	Leggett, Earl (DT) — Louisiana State	1967-68
95	Johnson, Trevor (DE) — Nebraska	2006	35	Lehan, Michael (CB) — Minnesota	2008
80	Johnson, Tyrone (WR) — Western State (Colo.)	1994	68	Lehr, Matt (C/G) — Virginia Tech	2008
29	Johnson, Udra (RB) — West Virginia	1989	75, 95	Leisle, Rodney (DT) — UCLA	2004-06, 09
53	Johnson, Vaughan (LB) — North Carolina State	1986-93	68	Leitto, Tim (G/C) — Grand Valley State	2013-
90	Johnson, Walter (LB) — Louisiana Tech	1989	52	Lemon, Mike (LB) — Kansas	1975
36	Jones, Andrew (RB) — Washington State	1975-76	40	Leonard, Brian (RB) — Rutgers	2014
58	Jones, Brian (LB) — Texas	1995-96, 98	89	Lewis, Derrick (WR) — San Diego State	2002-03
19	Jones, Charlie (WR) — Fresno State	2000	93	Lewis, Gary (DT) — Oklahoma State	1983
74	Jones, Clarence (T) — Maryland	1996-98	22	Lewis, Gary (RB) — Arizona State	1970
30	Jones, Don (S) — Arkansas State	2015	28, 21	Lewis, Keenan (CB) — Oregon State	2013-
53	Jones, Donia (LB) — Nebraska	2000	24	Lewis, Marvin (RB) — Tulane	1982
95, 92	Jones, Ernest (DE) — Oregon	1995, 98	84	Lewis, Michael (WR) — None	2001-06
29	Jones, Herana-Daze (S) — Indiana	2009	98	Lewis, Reggie (DE) — San Diego State	1982-84
89	Jones, Jamal (WR) — North Carolina A&T	2006	29	Lewis, Rodney (CB) — Nebraska	1982-84
59	Jones, J.J. (LB) — Arkansas	2002	3	Leyppoldt, John (K) — None	1978
78	Jones, Jerry (T) — Bowling Green	1967-69	78	Linden, Errol (T) — Houston	1969-70
21	Jones, Julius (RB) — Notre Dame	2010	54	Lindsay, Dale (LB) — Western Kentucky	1973
32	Jones, Kim (FB) — Colorado State	1976-79	7	Linkhart, Toni (K) — Austin Tech	1972
86, 89	Jones, Mike (WR) — Tennessee State	1986-87, 89	20, 21	Lips, Louis (WR) — Southern Mississippi	1992
20	Jones, Ray (DB) — Southern	1973	86	Little, Earl (DB) — Miami (Fla.)	1998-99
27	Jones, Reginald (CB) — Memphis	1991-94	48	Livingston, Andy (RB) — Phoenix (Ariz.) College	1969-70
			61	Loberg, Greg (G/T) — California	1987
			50	Lofton, Curtis (LB) — Oklahoma	2012-14



# ALL-TIME ROSTER

0	Logan, Obert (S) — Trinity	1967
2	Lohmiller, Chip (K) — Minnesota	1995
89	Loon, Dave (DE) — Iowa	1969-72
26	Longey, Joe Don (RB) — Oklahoma	1969
34	Lorick, Tony (RB) — Arizona State	1968-69
41	Lorig, Erik (FB) — Stanford	2014
46	Lumpkin, Sean (S) — Minnesota	1992-96
88	Lusk, Hendrick (TE) — Utah	1996
43	Lyons, Dicky (S) — Kentucky	1970

## Mc

25,26,30	McAfee, Fred (RB) — Mississippi College	1991-93, 2000-06
29	McAlister, Chris (CB) — Arizona	2009
26	McAllister, Deuce (RB) — Mississippi	2001-09
90	McBride, Turk (DE) — Tennessee	2011-12
36	McCall, Don (RB) — Southern California	1967-68, 70
29	McCauley, Marcus (CB) — Fresno State	2009
19	McClard, Bill (K) — Arkansas	1973-75
13,44	McCleskey, J.J. (WR/S) — Tennessee	1993-96
67	McCollum, Andy (G) — Toledo	1994-98
71,75	McCormick, Dave (T) — Louisiana State	1967-68
7	McCown, Luke (QB) — Louisiana Tech	2013-21
51	McCoy, Larry (LB) — Lamar	1987
59	McCoy, Matt (LB) — San Diego State	2007
44	McCrary, Fred (DE) — Mississippi State	1997
93	McCray, Bobby (DE) — Florida	2008-09
80	McCullough, Earl (WR) — Southern California	1974
36	McIntyre, Cory (RB) — West Virginia	2006
89	McGarity, Wayne (WR) — Texas	2001
18	McGeoghan, Phil (RB) — Maine	2003
49	McGill, Ralph (S) — Tulsa	1978-79
77	McGlynn, Mike (O) — Pittsburg	2015
76	McGuire, Gene (C) — Notre Dame	1992
25	McIntosh, Toddrick (DE) — Florida State	1995
43,34	McKenzie, Mike (CB) — Memphis	2004-09
97	McKinley, Alvin (DT) — Mississippi State	2008
59	McKinnon, Ronald (LB) — North Alabama	2005
42	McLemore, Dana (DB) — Hawaii	1986
29	McMillian, Mark (CB) — Alabama	1996
27	McNeill, Rod (RB) — Southern California	1974-75
12	McNeill, Tom (P) — Stephen F. Austin	1967-69
5	McPherson, Adrian (QB) — Florida State	2005
25	McQuay, Leon (RB) — Tampa	1976
76	McQuistan, Pat (T) — Weber State	2011

## M

47	Mack, Cedric (CB) — Baylor	1992-93
44	Mack, Elbert (CB) — Troy	2012
24	Mack, Milton (CB) — Alcorn State	1987-91
36	Maille, Marcus (FB) — Weber State	2009
8	Manning, Archie (QB) — Mississippi	1971-75, 77-82
91	Mariol, Ken (LB) — Mesa State	1987
2	Mare, Olindo (K) — Syracuse	2007
75	Marrone, Doug (G) — Syracuse	1989
40	Marsalis, Jim (S) — Tennessee State	1977
23	Marshall, James (DB) — Jackson State	1980
59	Martin, Chris (LB) — Auburn	1983
22	Martin, D'Artagnan (CB) — Kentucky State	1971
84	Martin, Eric (WR) — Louisiana State	1985-93
10	Martin, Jamie (QB) — Weber State	2006-07
93	Martin, Wayne (DE/DT) — Arkansas	1989-99
86	Martini, Rich (WR) — Cal-Davis	1981
40	Massey, Robert (CB) — North Carolina Central	1989-90
23	Mathis, Kevin (CB) — Texas A&M-Commerce	2000-01
56	Mathis, Reggie (LB) — Oklahoma	1979-80
35	Mathews, Henry (RB) — Michigan State	1973
64	Maurer, Andy (G) — Oregon	1974
56	Mauti, Michael (LB) — Penn State	2015-
64	Mauti, Rich (WR) — Penn State	1977-80, 82-83
39	Maxie, Brett (S) — Texas Southern	1985-93
28	Maxson, Alvin (RB) — Southern Methodist	1974-76
75	Mayberry, Jermaine (G) — Texas A&M Kingsville	2005
22	Mayes, Michael (CB) — Louisiana State	1989
36	Mayes, Rueben (RB) — Washington State	1986-88, 90
17	Meachem, Robert (WR) — Tennessee	2007-11, 13-14
5	Mehrlaff, Taylor (K) — Wisconsin	2008
80	Meier, Shad (TE) — Kansas State	2005
51,53	Melton, Terrence (LB) — Rice	2004-06
19	Merkens, Guido (QB/WR/DB) — Sam Houston State	1980-85
57	Merlo, Jim (LB) — Stanford	1973-74, 76-79
71	Merrill, Casey (DT) — Cal-Davis	1986
70	Meseroll, Mark (T) — Florida State	1978
92,99	Mickell, Darren (DE) — Florida	1996-97, 99
54	Middleton, Rick (LB) — Ohio State	1974-75
10	Mike-Mayer, Steve (K) — Maryland	1978
83	Miller, Billy (TE) — Southern California	2006-08
67	Miller, Bubba (C/G) — Tennessee	2002
84	Miller, Junior (TE) — Nebraska	1984
69	Miller, Les (DT) — Fort Hays State	1991-94

80	Miller, Mike (WR) — Tennessee	1985
51	Mills, Sam (LB) — Montclair State	1986-94
40	Milne, Brian (FB) — Penn State	2000
32	Minor, Lincoln (RB) — New Mexico State	1973
88	Mitchell, Derrell (WR) — Texas Tech	1994
83	Mitchell, Johnny (TE) — Nebraska	2001
94	Mitchell, Kawika (LB) — South Florida	2010
59	Mitchell, Keith (LB) — Texas A&M	1997-01
50	Mitchell, Kevin (LB) — Syracuse	1998-1999
50	Mitchell, Marvin (LB) — Tennessee	2007-10
40	Mitchell, Mel (S) — Western Kentucky	2002, 04-05
98	Mohamed, Mike (LB) — California	2015
25	Molden, Alex (CB) — Oregon	1996-2000
97	Monroe, Derrius (DE) — Virginia Tech	2002
77	Montgomery, Marv (T) — Southern California	1976-77
24	Montgomery, Monty (S) — Houston	2004
74	Moore, Doug (DE) — Whittier	1971-72
74	Moore, Derland (DT) — Oklahoma	1973-85
95	Moore, Eric (DE) — Florida State	2006
32	Moore, Jerald (RB) — Oklahoma	2000
25	Moore, Jerry (S) — Arkansas	1973-74
16	Moore, Lance (WR) — Toledo	2005-13
21	Moore, Reynaud (CB) — UCLA	1971
73	Mooring, John (T) — Tampa	1974
13	Morgan, Joseph (WR) — Walsh	2012, 2014-15
57	Morgan, Mike (LB) — Louisiana State	1969-70
77	Morris, Chris (T) — Indiana	1975
76	Morrison, Don (T) — Texas-Arlington	1971-77
35	Morse, Bobby (FB) — Michigan State	1989-91
6	Morstead, Thomas (P) — Southern Methodist	2009-
6	Morton, Chad (RB) — Southern California	2000
42	Munice, Chuck (RB) — California	1976-80
31	Murphy, Jerome (CB) — South Florida	2012
23	Murphy, Marcus (RB/RS) — Missouri	2015
22	Muster, Brad (FB) — Stanford	1993-94
37	Myers, Tommy (S) — Syracuse	1972-81
55	Myles, DeShone (LB) — Nevada	2001

## N

65	Naeole, Chris (G) — Colorado	1997-01
55	Nairne, Rob (LB) — Oregon	1981-83
23,22	Neal, Lorenzo (FB) — Fresno State	1993-96
87,68	Neal, Richard (DE) — Southern	1969-72, 78
36	Ned, Derrick (FB) — Grambling State	1993-95
37	Nelson, Jerico (S) — Arkansas	2012
67	Nesbit, Jamar (G/T) — South Carolina	2004-09
24	Nevett, Elijah (CB) — Clark Atlanta	1967-70
64	Newkirk, Robert (DE) — Michigan State	1999
41	Newland, Bob (WR) — Oregon	1971-74
30	Newman, Anthony (S) — Oregon	1995-97
86	Newman, Patrick (WR) — Utah State	1991-93
78	Newsome, Billy (DE) — Grambling State	1973-74
31	Newsome, Richard (S) — Michigan State	2001
38	Nicholson, Calvin (CB) — Oregon State	1989-91
77	Nicks, Carl (G) — Nebraska	2008-11
93,79	Ninkovich, Rob (DE) — Purdue	2006, 2008
11	Ninowski, Jim (QB) — Michigan State	1969
11	Norris, Moran (FB) — Kansas	2001-02
60	Novitsky, Craig (C/T) — UCLA	1994-96
13	Nussmeier, Doug (QB) — Idaho	1994-97
36	Nyvall, Vic (RB) — Northwestern State	1970

## O

2	O'Neal, Ken (TE) — Oklahoma State	1987
0	O'Neal, Steve (P) — Texas A&M	1973
14	O'Sullivan, J.T. (QB) — Cal-Davis	2002-04
29	Ogden, Ray (WR) — Alabama	1967
86	Ojo, Onome (WR) — Cal-Davis	2001
28	Oldham, Chris (S) — Oregon	2000-01
70,69	Olsen, Eric (G/C) — Notre Dame	2011-12, 2014
45	Opurum, Toben (FB) — Kansas	2015
86	Ortega, Buck (TE) — Miami (Fla.)	2008-09
35	Otis, Jim (RB) — Ohio State	1970
66	Oubre, Louis (G) — Oklahoma	1982-84
49	Owens, Artie (WR) — West Virginia	1980
30	Owens, Chris (CB) — San Jose State	2015
72	Owens, Joe (DE) — Alcorn State	1971-75
86	Owens, John (TE) — Notre Dame	2006-07
83	Owens, Tinker (WR) — Oklahoma	1976, 78-80

## P

35	Pahukoa, Shane (S) — Washington	1995
4	Pakulak, Glenn (P) — Kentucky	2008
3	Palko, Tyler (QB) — Pittsburg	2007
82	Palmer, Dick (LB) — Kentucky	1972-73
75	Palmer, Emile (DT) — Syracuse	1996
42,88	Parker, Joel (WR) — Florida	1974-75, 77
96	Parker, Steve (DE) — Idaho	1980



HISTORY • RECORDS • ADMINISTRATION • FOOTBALL • OWNERSHIP

# ALL-TIME ROSTER

83	Parks, Dave (TE) — Texas Tech	1968-72	78	Roth, Tom (C/G) — Southern Illinois	1994
17	Partridge, Rick (P) — Utah	1979	70	Rourke, Jim (T) — Boston College	1985
80	Pathon, Jerome (WR) — Washington	2002-04	54	Roussel, Tom (LB) — Southern Mississippi	1971-72
32	Patrick, Johnny (CB) — Louisville	2011-12	76	Rowe, Dave (DT) — Penn State	1967-70
81	Patten, David (WR) — Western Carolina	2007-08	3	Royals, Mark (P) — Appalachian State	1997-98
88	Pattison, Mark (WR) — Washington	1987-88	56	Ruff, Orlando (LB) — Furman	2003-04
51	Paul, Whitney (LB) — Colorado	1982-85	55	Ruid, Barrett (LB) — Nebraska	2012
53	Peat, Andrew (QB) — Stanford	2015-89	89	Ryan, Sean (TE) — Boston College	2008
75	Pelluer, Scott (LB) — Washington State	1981-85	54	Ryzek, Paul (C) — Virginia	1981
71	Perot, Petye (G) — Northwestern State	1985			
80	Perriman, Brett (WR) — Miami (Fla.)	1988-90			
39	Perry, Darren (S) — Penn State	2000			
32	Perry, Vernon (S) — Jackson State	1983	99	Sagapolutele, Pio (DT) — San Diego State	1997
73	Perry, Wilmont (RB) — Livingstone	1998-99	68	Saindon, Pat (G) — Vanderbilt	1986
99	Pettiti, Rob (T) — Pittsburgh	2006	73	Sandeman, Bill (T) — Georgia	1967
45	Petry, Stan (CB) — Texas Christian	1991	74	Sanderson, Scott (G/T) — Washington State	2001-02
34	Phillips, Jess (RB) — Michigan State	1973-74	38,33	Sanford, Jamarca (S) — Mississippi	2014-
38	Phillips, Kenny (S) — Miami (Fla.)	2015	51	Saul, Bill (LB) — Penn State	1969
43	Phillips, Kim (CB) — North Texas	1989	18	Saunders, Jalen (WR) — Oklahoma	2014
37	Philyaw, Dino (RB) — Oregon	1999	93,95	Savage, Josh (DE) — Utah	2007-08
76	Pietrzak, Jim (C) — Eastern Michigan	1979-84	85	Savoie, Nicky (TE) — Louisiana State	1997
35	Pittman, David (CB) — Northwestern State	2008	83	Scales, Greg (TE) — Wake Forest	1988-91
75	Pittman, Julian (DT) — Florida State	1998	21	Scarpati, Joe (DB) — North Carolina State	1970
22	Pitts, Elijah (RB) — Philander Smith	1970	24	Scott, Bryan (S) — Penn State	2006
85	Poage, Ray (TE) — Texas	1967-70	63	Schmidt, Roy (G) — Long Beach State	1967-68
25	Poe, Johnnie (CB) — Missouri	1981-87	40	Schmidt, Terry (CB) — Ball State	1974-75
82	Pollard, Bob (DE) — Weber State	1971-77	65	Schreiber, Adam (G) — Texas	1985
83	Poole, Keith (WR) — Arizona State	1997-2000	33	Schultz, Randy (RB) — Northern Iowa	1967-68
88	Poole, Nate (WR) — Marshall	2005	71	Schumacher, Kurt (G) — Ohio State	1975-77
70	Port, Chris (G/T) — Duke	1991-95	48	Schwartz, Don (S) — Washington State	1978-80
59	Porter, Rufus (LB) — Southern	1995-96	60	Schweda, Brian (DE) — Kansas	1967-68
22	Porter, Tracy (CB) — Indiana	2008-11	74	Sciffes, Steve (T) — Wyoming	1999
40	Powell, Marvin (FB) — Southern California	1999	12	Scott, Bobby (QB) — Tennessee	1973-82
56	Powell, Ronald (FB) — Florida	2014	80	Scott, Lindsay (WR) — Georgia	1982-85
33	Precece, Steve (DB) — Oregon State	1969	87	Scott, Malcolm (TE) — Louisiana State	1987
90	Pressley, DeMario (DT) — North Carolina State	2009	84	Seal, Paul (TE) — Michigan	1974-76
75	Price, Elex (DT) — Alcorn State	1973-80	37	Seamster, Sammy (CB) — Middle Tennessee State	2015
70	Price, Marcus (T) — Louisiana State	2000-01	63	Setterstrom, Chad (G) — Northern Iowa	2004-06
31	Prisleau, Pierson (S) — Virginia Tech	2009-10	66	Seymour, Ryan (G) — Vanderbilt	2015
23	Profit, Joe (RB) — Louisiana-Monroe	1973	28	Shabazz, Sideeq (S) — New Mexico State	2005
65	Prudhomme, Remi (G/C) — Louisiana State	1971-72	58	Shanle, Scott (LB) — Nebraska	2006-12
37	Pugh, Jordan (S) — Texas A&M	2013	42	Sharper, Darren (S) — William & Mary	2009-10
			30	Shaw, Bob (WR) — Winston-Salem State	1970
			76	Shaw, Rickie (T) — North Carolina	1993
			89	Shepard, Derrick (WR) — Oklahoma	1989
			87	Shinners, John (G) — Xavier (Ohio)	1969-71
			8	Shockey, Jeremy (TE) — Miami (Fla.)	2008-10
			5	Shuler, Heath (QB) — Tennessee	1997-98
			28	Shy, Don (RB) — San Diego State	1969
			71	Siglar, Ricky (T) — San Jose State	1997-98
			51	Simmons, Brian (LB) — North Carolina	2007
			53	Simmons, Dave (LB) — Georgia Tech	1967
			25	Simmons, Jerry (WR) — Bethune-Cookman	1967
			96	Simmons, Michael (DE) — Mississippi State	1989-90
			53	Simoneau, Mark (LB) — Kansas State	2006-08
			54	Simonini, Ed (LB) — Texas A&M	1982
			79	Slaughter, Chuck (T) — South Carolina	1985
			59	Slaughter, T.J. (LB) — Southern Mississippi	2002
			88,84	Sloan, David (TE) — New Mexico	2002-03
			81,84	Slutsker, Scott (TE) — Iowa	1998-99
			83	Small, Torrance (WR) — Alcorn State	1992-96
			99	Smeenge, Joe (DE/LB) — Western Michigan	1990-94
			32	Smith, Antowain (RB) — Houston	2005
			91	Smith, Brady (DE) — Colorado State	1996-99
			78	Smith, Cedric (FB) — Florida	1991
			54	Smith, Darrin (LB) — Miami (Fla.)	2000-04
			24	Smith, Dwight (S) — Akron	2005
			82	Smith, Irv (TE) — Notre Dame	1993-97
			90	Smith, Keny (DT) — Alabama	2001-04
			36,26	Smith, Lamar (RB) — Houston	1998-99-2003
			66	Smith, Royce (G) — Georgia	1972-73
			99	Smith, Shaun (DT) — South Carolina	2004
			44	Smith, Terrelle (FB) — Arizona State	2000-03
			52	Smith, Vinson (LB) — East Carolina	1998-99
			91	Smith, Will (DE) — Ohio State	2004-12
			83	Snead, Willie (WR) — Ball State	2015-
			33	Sobomehin, Olaniyi (FB) — Portland State	2008
			11	South, Ronnie Lee (QB) — Arkansas	1968
			33	Spears, Ernest (S) — Southern California	1990
			37	Spencer, Jimmy (CB) — Florida	1992-95
			29	Spencer, Maurice (CB) — North Carolina Central	1974-76, 78
			78	Spicer, Paul (DE) — Saginaw Valley State	2009
			28	Spiller, C.J. (RB) — Clemson	2015-
			47	Spivey, Mike (CB) — Colorado	1980-81
			16	Sprioles, Darren (RB) — Kansas State	2011-13
			43	Stabler, Ken (QB) — Alabama	1982-84
			81	Stachelski, Dave (TE) — Boise State	2000-01
			89	Stalworth, Donie (WR) — Tennessee	2002-05
			90	Stanley, Israel (DE) — Arizona State	1995
			72	Stanley, Montavious (DT) — Louisville	2008
			32	Stauch, Scott (RB) — UCLA	1981

## S

## R

# ALL-TIME ROSTER

27	Stecker, Aaron (RB) — Western Illinois	2004-08
27	Stemrick, Greg (CB) — Colorado State	1983
22	Stevens, Howard (RB) — Louisville	1973-74
26	Stewart, Jimmy (S) — Tulsa	1977
87	Stickle, Monty (TE) — Notre Dame	1968
68	Stills, Terry (G) — Wisconsin	1976-77
84	Stills, Kenny (WR) — Oklahoma	2013-14
78	Stinchcomb, Jon (T) — Georgia	2003-04, 06-10
55	Stineci, Tom (LB) — Michigan	1972
71	Stokes, Fred (DE) — Georgia Southern	1996
52	Stonebreaker, Mike (LB) — Notre Dame	1994
37	Stonebreaker, Steve (LB) — Detroit	1967-68
23	Stonmire, Omar (S) — Fresno State	2006
49	Stowers, Tommie (TE) — Missouri	1992-93
33	Strachan, Mike (RB) — Iowa State	1975-80
58	Strand, Eli (G) — Iowa State	1967
64	Strief, Zach (T) — Northwestern	2006
42	Strong, Jim (RB) — Houston	1971-72
41	Strong, William (CB) — North Carolina State	1995-96
73	Sturm, Jerry (T/C) — Illinois	1967-70
68	Sturt, Fred (G) — Bowling Green	1978-81
97	Sullivan, Johnathan (DT) — Georgia	2003-05
43	Sunseri, Vinnie (S) — Alabama	2014
60	Sutherland, Doug (G) — Wisconsin-Superior	1970
20	Sutton, Jon (CB) — New Mexico	1987
29	Sutton, Reggie (CB) — Miami (Fla.)	1987-88
27	Swann, Damian (CB) — Georgia	2015
14	Sweetan, Karl (QB) — Wake Forest	1968
38	Sweeting, Rod (CB) — Georgia Tech	2013
56	Swilling, Pat (LB) — Georgia Tech	1986-92
79	Swinney, Clovis (DT) — Arkansas State	1970
69	Swoopes, Pat (DT) — Mississippi State	1987-89
15	Szaro, Rich (K) — Harvard	1975-78
88	Szymakowski, Dave (WR) — West Texas A&M	1968

## T

72	Talbert, Don (T) — Texas	1969-70
14	Tanner, Andy (WR) — Midwestern State	2013
22	Taylor, Derrick (S) — North Carolina State	1987
71	Taylor, James (T) — Missouri	1978-81
31	Taylor, Jim (RB) — Louisiana State	1967
29	Taylor, Keith (S) — Illinois	1992-93
77	Taylor, Mike (T) — Southern California	1969-70
65	Tennant, Matt (C/G) — Boston College	2010-11
78	Terrell, Daryl (T) — Southern Mississippi	1999-2001
50	Terry, Corey (LB) — Tennessee	2000
86	Thaxton, James (TE) — Tennessee State	1976-77
28	Thomas, Anthony (RB) — Michigan	2005
23	Thomas, Charlie (KR) — Tennessee State	1975
85	Thomas, Curtland (WR) — Missouri	1987
85	Thomas, David (TE) — Texas	2009-12
22	Thomas, Fred (CB) — Tennessee-Martin	2000-07
79	Thomas, Henry (G) — Texas State	1987
99	Thomas, Hollis (DT) — Northern Illinois	2006-08
89	Thomas, Joe (WR) — Mississippi Valley State	1987
33	Thomas, Joey (CB) — Montana State	2005
14	Thomas, Levon (WR) — Georgia Tech	2005
23	Thomas, Pierre (RB) — Illinois	2007-14
17	Thomas, Speedy (WR) — Utah	1973-74
89	Thompson, Aundra (WR) — Texas A&M-Commerce	1981-82
37	Thompson, Bennie (S) — Grambling	1989-91
27	Thompson, Bobby (S) — Arizona	1969
65	Thompson, Dave (T) — Clemson	1974-75
96	Thorp, Don (DT) — Illinois	1984
33	Thurman, Junior (DB) — Southern California	1987
82	Tice, John (TE) — Maryland	1983-92
74	Tilleman, Mike (DT) — Montana	1967-70
71	Tilman, Faddie (DT) — Boise State	1972
11, 14	Todd, Richard (QB) — Alabama	1984-85
54	Toles, Alvin (LB) — Tennessee	1985-88
11	Tolliver, Billy Joe (QB) — Texas Tech	1998-2000
90	Tomich, Jared (DE) — Nebraska	1997-2000
88	Toon, Nick (WR) — Wisconsin	2013-14
24	Torrence, Leigh (CB) — Stanford	2008-11
32	Toussaint, Darrell (DB) — Northwestern State	1987
71	Townes, Willie (DE) — Tulsa	1970
65	Trapilo, Steve (G) — Boston College	1987-90, 92
54	Tubbs, Winfred (LB) — Texas	1994-97
58	Tuipala, Joe (LB) — San Diego State	1999
26	Tullis, Willie (CB) — Troy State	1985-86
68	Turley, Kyle (G/T) — San Diego State	1998-2002
97	Turnbull, Renaldo (DE/LB) — West Virginia	1990-96
88	Turner, Floyd (WR) — Northwestern State	1989-93
86	Twynen, Gunnard (WR) — Western Illinois	1997
42	Tyler, Toussaint (RB) — Washington	1981-82

## U

62	Uhlenhake, Jeff (C) — Ohio State	1994-95
60	Unger, Max (C) — Oregon	2015

## V

32	Vaccaro, Kenny (S) — Texas	2013
32	Van Wagner, Jim (FB) — Michigan Tech.	1978
52	Vanderbundt, Skip (LB) — Oregon State	1978
38	Vandessa, Phil (LB) — Massachusetts	1967
79	Verden, Jimmy (DE) — Arizona State	2005
66	Veston, Mike (G) — Wisconsin	1995-97
51	Wilma, Jonathan (LB) — Miami (Fla.)	2008-13
62	Virgil, Lawrence (NT) — Valdosta State	2014

## W

30	Wade, Trevin (CB) — Arizona	2013
70	Wagner, Terrence (C) — Sacramento State	2003
87	Wainright, Frank (TE) — Northern Colorado	1991-93
83	Walker, Dwight (WR) — Nicholls State	1987
78	Walker, Jeff (G) — Memphis	1988-89
80	Walker, Mike (DE) — Tulane	1971
75	Walker, Tyrann (DT/DE) — Tulsa	2012-14
85	Walls, Wesley (TE) — Mississippi	1994-95
4	Walsh, Steve (QB) — Miami (Fla.)	1990-93
21	Ward, Carl (S) — Michigan	1969
72	Ward, Chris (T) — Ohio State	1984
58	Ward, Phillip (LB) — UCLA	1998
98	Warner, Ron (LB) — Kansas	1990
73	Warren, Frank (DE) — Auburn	1981-89, 91-94
42	Warren, Pierre (S) — Jacksonville State	2014
55	Washington, Dave (LB) — Alcorn State	1980
26	Washington, Mickey (CB) — Texas A&M	1997
59	Waters, Anthony (LB) — Clemson	2009-10
88	Waters, Mike (TE) — San Diego State	1987
82	Watson, Benjamin (TE) — Georgia	2013-15
55	Watson, Courtney (LB) — Notre Dame	2004-05
67	Watson, John (T) — Oklahoma	1977-79
61	Watson, Mike (T) — Miami (Ohio)	1977
49	Wattelet, Frank (S) — Kansas State	1981-87
44	Waymer, Dave (DB) — Notre Dame	1980-89
42, 24	Weary, Fred (CB) — Florida	1998-2001
7	Weatherford, Steve (P) — Illinois	2006-08
85	Weatherspoon, Cephus (WR) — Fort Lewis College	1972
56	Weissenhofer, Ron (LB) — Notre Dame	1987
42	Welch, Claxton (RB) — Oregon	1970
54	Wendryhoski, Joe (C) — Illinois	1967-68
60	Westbrooks, Greg (LB) — Colorado	1975-77
39	Wheatley, Austin (TE) — Iowa	2000
84	Wheelwright, Ernie (RB) — Southern Illinois	1967-70
86	Whitaker, Creston (WR) — North Texas	1972
24	White, Corey (CB/S) — Samford	2012-14
79	White, Mitch (T) — Oregon State	2009
79	Whitfield, Willie (DE/DT) — Auburn	1999-2006
23	Whitsell, Dave (CB) — Indiana	1967-69
59	Whittingham, Fred (LB) — Cal Poly-San Luis Obispo	1967-68
23	Whittle, Ricky (RB) — Oregon	1996
66	Wickett, Tom (G) — Washington State	1975-76
49	Wicks, Bob (WR) — Utah State	1974
47	Wilcox, Josh (TE) — Oregon	1998-99
99	Wilkinson, Jimmy (DL) — Oklahoma	2010
94	Wilks, Jim (DE/DT) — San Diego State	1981-93
82	Williams, Boo (TE) — Arkansas	2001-04
51	Williams, Brian (LB) — Southern California	2001
88	Williams, Brooks (TE) — North Carolina	1978-81
61	Williams, Del (G) — Florida State	1967-73
90	Williams, James (LB) — Mississippi State	1990-94
24	Williams, Joe (RB) — Wyoming	1972
45	Williams, John (FB) — Wisconsin	1986
93	Williams, Kevin (DT) — Oklahoma State	2015
66	Williams, Larry (G) — Notre Dame	1991
96	Williams, Melvin (DE) — Kansas State	2003-04
69	Williams, Ralph (G) — Southern	1985-86
86	Williams, Richard (WR) — Abilene Christian	1974
34	Williams, Ricky (RB) — Texas	1999-2001
21	Williams, Robert (CB) — North Carolina	1999
63	Williams, Wally (G) — Florida A&M	1999-2002
65	Williams, Willie (T) — Louisiana State	1994
63	Willis, Donald (G) — North Carolina A&T	1995-97
89	Willis, Len (WR) — Ohio State	1977
67	Willis, Ray (T) — Florida State	2011
4	Wilsmeyer, Klaus (P) — Louisville	1995-96
18	Wilson, Dave (QB) — Boise State	1981, 83-89
24	Wilson, Kyle (CB) — Illinois	2015
95	Wilson, Martez (LB/DE) — Illinois	2011-13
42, 24	Wilson, Jerry (CB) — Southern	2001-02
42	Wilson, Ray (S) — New Mexico	1994
80	Wilson, Robert (WR) — Florida A&M	2000-01
45	Wilson, Tim (FB) — Maryland	1983-84
79, 92	Wilson, Troy (DE) — Pittsburg State	1998-99
18	Wilson, Wade (QB) — Texas A&M-Commerce	1993-94
30	Wilson, Wayne (FB) — Shepherd	1979-86
71	Winans, Jeff (DT) — Southern California	1976
80	Winslow, Doug (WR) — Drake	1973



HISTORY • RECORDS • ADMINISTRATION • FOOTBALL • OWNERSHIP

# ALL-TIME ROSTER

9	Winslow, George (P) — Villanova	.....1989
92	Winston, DeMond (LB) — Vanderbilt	.....1990-92-94
56	Winston, Dennis (LB) — Arkansas	.....1982-85
68	Winther, Wimpy (C) — Mississippi	.....1972
24	Woerner, Scott (DB) — Georgia	.....1987
19	Wood, Gary (QB) — Cornell	.....1967
73	Wood, John (DE) — Louisiana State	.....1973
95	Woodard, Cedric (DT) — Texas	.....2005
65	Woods, Robert (T) — Tennessee State	.....1977-80
47	Woodson, Marv (S) — Indiana	.....1969
34	Word, Barry (RB) — Virginia	.....1987-88
7	Wuerffel, Danny (QB) — Florida	.....1997-99
23	Wyatt, Doug (S) — Tulsa	.....1970-72
43, 35	Wynn, DeShawn (RB) — Florida	.....2010
98	Wynn, Renaldo (DT/DE) — Notre Dame	.....2007

1	Yepremian, Garo (K) — None	.....1979
65	Young, Bob (G) — Howard Payne	.....1981
66	Young, Brian (DT) — UTEP	.....2004-08
93	Young, Kevin (DE) — Utah State	.....1987
89	Young, Tyrone (WR) — Florida	.....1983-84
38, 28	Young, Usama (CB/S) — Kent State	.....2007-10
20	Youngblood, George (S) — Los Angeles State	.....1967-68

## Y

## Z

79	Zanders, Emanuel (G) — Jackson State	.....1974-80
34	Zellers, Ray (FB) — Notre Dame	.....1995-98

# ALL-TIME NUMERICAL ROSTER

<b>0</b>	Obert Logan (S)	.....1967
----------	-----------------	-----------

<b>00</b>	Ken Burrough (WR)	.....1970
-----------	-------------------	-----------

<b>1</b>	Gary Yepremian (K)	.....1979
	Bobby Ricardo (QB)	.....1980-81
	Martin Gramatica (K)	.....2007-08

<b>2</b>	Chip Lohmiller (K)	.....1995
	Aaron Brooks (QB)	.....2000-05
	Olando Mare (K)	.....2007
	John Kasay (K)	.....2011
	Zach Hocker (K)	.....2015

<b>3</b>	Skip Butler (K)	.....1971
	John Leyboldt (K)	.....1978
	Bobby Hebert (QB)	.....1985-89-91-92
	Mark Royals (P)	.....1997-98
	John Carney (K)	.....2001-06, 09-10
	Tyler Palko (QB)	.....2007
	Joey Harrington (QB)	.....2008
	Shayne Graham (K)	.....2013-14
	Matt Flynn (QB)	.....2015

<b>4</b>	Mike Cofer (K)	.....1987
	SteveWalsh (QB)	.....1990-93
	Klaus Wilmsmeyer (P)	.....1995-96
	Toby Gowin (P)	.....2000-02
	Todd Bouman (QB)	.....2003-05
	Billy Cundiff (P)	.....2006
	Glenn Pakulak (K)	.....2008
	Sean Canfield (QB)	.....2010-11
	Ryan Griffin (QB)	.....2013-14
	Brandon Fields (P)	.....2015

<b>5</b>	Florian Kempf (K)	.....1987
	Heath Shuler (QB)	.....1997-98
	Adrian McPherson (QB)	.....2005
	Taylor Mehlfaff (K)	.....2008
	Garrett Hartley (K)	.....2008-13
	Kai Forbath (K)	.....2015-

<b>6</b>	Tommy Barnhardt (P)	.....1987, 89-94, 99
	Dirk Johnson (P)	.....2002
	Thomas Morstead (P)	.....2009-

<b>7</b>	Toni Linhart (K)	.....1972
	Guy Benjamin (QB)	.....1980
	Morten Andersen (K)	.....1982-94
	Danny Wuerffel (QB)	.....1997-99

Steve Weatherford (P)	.....2006-08
Ben Graham (P)	.....2008
Luke McCown (QB)	.....2013-

<b>8</b>	Archie Manning (QB)	.....1971-75, 77-82
----------	---------------------	---------------------

<b>9</b>	Happy Feller (K)	.....1972-73
	George Winslow (P)	.....1989
	Tommy Brenny (QB)	.....1990
	Jake Delhomme (QB)	.....1998-99
	Drew Brees (QB)	.....2006-

<b>10</b>	Charlie Durkee (K)	.....1967-68, 71-72
	Julian Fagan (P)	.....1970-72
	Steve O'Neal (P)	.....1973
	Bobby Douglass (QB)	.....1976-77
	Tom Jurich (K)	.....1978
	Steve Mike-Mayer (K)	.....1978
	Brian Hansen (P)	.....1984-88
	Tommy Barnhardt (P)	.....1987, 89-94
	Cary Blanchard (K)	.....1992
	Doug Brien (K)	.....1995-2000
	Jamie Martin (QB)	.....2006-07
	Skyler Green (WR)	.....2008
	Chase Daniel (QB)	.....2009-12
	Brandin Cooks (WR)	.....2014-

<b>11</b>	Ronnie South (QB)	.....1968
	Jim Ninowski (QB)	.....1969
	Bivian Lee (CB)	.....1971-75
	Ed Burns (QB)	.....1978-80
	Richard Todd (QB)	.....1984
	John Fourcade (QB)	.....1987-90
	Billy Joe Tolliver (QB)	.....1998-2000
	Jason Fife (QB)	.....2006
	Mark Brunell (QB)	.....2008-09

<b>12</b>	Tom McNeill (P)	.....1967-69
	Bobby Scott (QB)	.....1973-82
	Babe Laufenberg (QB)	.....1986
	Kevin Ingram (QB)	.....1987
	Billy Joe Hobert (QB)	.....1997-99
	Jake Delhomme (QB)	.....2000-02
	Marques Colston (WR)	.....2006-15

<b>13</b>	Larry Cipa (QB)	.....1974-75
	McCleskey, J.J. (WR/S)	.....1993
	Doug Nussmeyer (QB)	.....1994-97
	Kerry Collins (QB)	.....1998
	Rod Harper (WR)	.....2009
	Joseph Morgan (WR)	.....2012, 2014, 15

<b>14</b>	Karl Sweetan (QB)	.....1968
	Edd Hargett (QB)	.....1969-72

Russell Erxleben (K/P)	.....1979-83
Richard Todd (QB)	.....1985
Tim Riordan (QB)	.....1987
Tom Hodson (QB)	.....1995-96
J.T. O'Sullivan (QB)	.....2002-04
Levon Thomas (WR)	.....2005
Andy Tanner (WR)	.....2013

<b>15</b>	Gary Cuozzo (QB)	.....1967
	Charlie Durkee (K)	.....1967-68, 71-72
	Bob Davis (QB)	.....1973
	Donnie Gibbs (P)	.....1974
	Rick Szaro (K)	.....1975-78
	Toni Fritsch (K)	.....1982
	Courtney Roby (WR)	.....2008-12
	Seantavious Jones (WR)	.....2014-15

<b>16</b>	Bo Burrell (S)	.....1967-69
	Steve Ramsey (QB)	.....1970
	Ken Stabler (QB)	.....1982-84
	Tom Blanchard (P)	.....1974-78
	Mike Buck (QB)	.....1990-93
	Lance Moore (WR)	.....2005-13
	Brandon Coleman (WR)	.....2014-

<b>17</b>	Billy Kilmer (QB)	.....1967-70
	Rick Partridge (P)	.....1979
	Speedy Thomas (WR)	.....1973-74
	Jim Everett (QB)	.....1994-96
	Mitch Berger (P)	.....2003-05
	Greg Camarillo (WR)	.....2012
	Robert Meachem (WR)	.....2007-11, 13-14
	T.J. Graham (WR)	.....2015

<b>18</b>	Hugo Hollas (S)	.....1970-72
	Dave Wilson (QB)	.....1981, 83-89
	Wade Wilson (QB)	.....1993-94
	Terry Guess (WR)	.....1996
	Jeff Blake (QB)	.....2000-01
	Phil McGeoghan (WR)	.....2003
	Terrance Copper (WR)	.....2006-08
	Saalim Hakim (WR)	.....2012
	Jalen Saunders (WR)	.....2014
	Garrett Grayson (QB)	.....2015-

<b>19</b>	Gary Wood (QB)	.....1967
	Tom Dempsey (K)	.....1969-70
	Bill McClard (K)	.....1973-75
	Guido Merkens (QB/WR/DB)	.....1980-85
	Brett Beck (WR)	.....1996
	Alonzo Johnson (WR)	.....1998
	Charlie Jones (WR)	.....2000
	Devery Henderson (WR)	.....2004-12

<b>20</b>	George Youngblood (S)	.....1967-68
	Delles Howell (CB)	.....1970-72



# ALL-TIME NUMERICAL ROSTER

John Wood (DE).....	1973
Eric Felton (CB).....	1978-80
Russell Gary (S).....	1981-86
John Sutton (CB).....	1987
Othello Henderson (S).....	1993-94
Derek Brown (RB).....	1995-96
Earl Little (CB).....	1998
Terry Allen (RB).....	2000
Jay Bellamy (S).....	2001-07
Randall Gay (CB).....	2008-10
Joique Bell (RB).....	2011
A.J. Davis (CB).....	2012
Brian Dixon (CB).....	2014-

## 21

John Douglas (CB).....	1967-68
Carl Ward (S).....	1969
Joe Scarpato (DB).....	1970
Reynaud Moore (CB).....	1971
Nate Ramsey (S).....	1973
Ken Reaves (CB).....	1974
Greg Boyd (S).....	1974
David Gray (DB).....	1979
John Krimm (S).....	1982
Earl Johnson (CB).....	1985
Dalton Hilliard (RB).....	1987-93
Derek Brown (RB).....	1993-94
Eric Allen (CB).....	1995-97
Earl Little (CB).....	1999
Robert Williams (CB).....	1999
Steve Israel (CB).....	2001
Dale Carter (CB).....	2002-03
Jason Craft (CB).....	2004-08
Terrence Holt (S).....	2004
Mike Bell (RB).....	2009
Julius Jones (RB).....	2010
Patrick Robinson (CB).....	2011-14
Keenan Lewis (CB).....	2015-

## 22

Charlie Brown (RB).....	1967-68
Gary Lewis (RB).....	1970
Elijah Pitts (RB).....	1970
D'Artagnan Martin (CB).....	1971
Howard Stevens (RB).....	1973-74
Benny Johnson (CB).....	1976
Ricky Ray (CB).....	1979-80
Tyrone Anthony (RB).....	1984-85
Van Jakes (CB).....	1986-88
Derrick Taylor (S).....	1987
Michael Mayes (CB).....	1989
Gill Fenerty (RB).....	1990-91
Brad Muster (FB).....	1993-94
Lorenzo Neal (FB).....	1995-96
Tyrone Drakeford (CB).....	1998-99
Fred Thomas (CB).....	2000-07
Tracy Porter (CB).....	2008-11
Mark Ingram (RB).....	2013-

## 23

Dave Whitsell (CB).....	1967-69
Doug Wyatt (S).....	1970-72
Joe Profit (RB).....	1973
Charlie Thomas (KR).....	1975
Craig Cassidy (DB).....	1977
James Marshall (DB).....	1980
Buford Jordan (FB).....	1986-92
Lorenzo Neal (FB).....	1993-94
Ricky Whittle (RB).....	1996
Chris Hewitt (S).....	1997-99
Kevin Mathis (CB).....	2000-01
Victor Green (S).....	2003
Fred Booker (CB).....	2005
Omar Stoutmire (S).....	2006
Pierre Thomas (RB).....	2007-14
Marcus Murphy (RB/RS).....	2015-

## 24

Elijah Nevett (CB).....	1967-70
Margene Adkins (WR).....	1972
Joe Williams (RB).....	1972
Johnny Fuller (S).....	1973-75
Clarence Chapman (CB).....	1976-80
Marvin Lewis (RB).....	1982
Terry Hoage (DB).....	1984-85
Scott Woerner (DB).....	1987
Milton Mack (CB).....	1987-91

Derek Brown (RB).....	1993
Mario Bates (RB).....	1994-97
Rob Kelly (S).....	1998
Fred Weary (CB).....	1999-2001
Monty Montgomery (S).....	2004
Dwight Smith (S).....	2005
Bryan Scott (S).....	2006
Chris Barclay (RB).....	2007
Leigh Torrence (CB).....	2008-11
Corey White (CB/S).....	2012-14
Kyle Wilson (CB).....	2015-

## 25

Jerry Simmons (WR).....	1967
Al Dodd (WR).....	1969-71
Jerry Moore (S).....	1973-74
Leon McQuay (RB).....	1976
Wade Bosarge (DB).....	1977
Johnnie Poe (CB).....	1981-87
Fred McAfée (RB).....	1991-93, 2001-05
Alex Molden (CB).....	1996-2000
Reggie Bush (RB).....	2006-10
Rafael Bush (S).....	2012-15

## 26

Jimmy Heidel (S).....	1967
Joe Don Looney (RB).....	1969
Richard Harvey, Sr. (DB).....	1971
Steve Rogers (RB).....	1975
Jimmy Stewart (S).....	1977
Jitter Fields (PR).....	1984
Willie Tallis (CB).....	1985-86
Stacey Danvey (WR).....	1987
Vince Buck (DB).....	1990-95
Mickey Washington (CB).....	1997
Lamar Smith (RB).....	1999
Corey Harris (CB).....	2000
Fred McAfée (RB).....	2000
Deuce McAllister (RB).....	2001-09

## 27

Walt Roberts (WR).....	1967
Bobby Thompson (S).....	1969
Rod McNeill (RB).....	1974-75
Ray Brown (S).....	1978-80
Greg Stemrick (CB).....	1983
Antonio Gibson (S).....	1986-89-92
Reginald Jones (CB).....	1991-94
Selwyn Jones (CB).....	1994
Vashone Adams (S).....	1997
Rob Kelly (S).....	1997
Ken Irvin (CB).....	2002
James Fenderson (RB).....	2002-03
Aaron Stecker (RB).....	2004-08
Malcolm Jenkins (CB/S).....	2009-13
Edwin Baker (RB).....	2014
Damian Swann (CB).....	2015-

## 28

Ross Fichtner (S).....	1968
Don Shy (RB).....	1969
James Ford (RB).....	1971-72
Alvin Maxson (RB).....	1974-76
Bill Hurley (DB).....	1982-83
Greg Harding (DB).....	1984
Gene Atkins (S).....	1987-93
Derrick Hoskins (S).....	1996
Troy Davis (RB).....	1997-99
Chris Oldham (S).....	2000-01
Kurtis Keaton (RB).....	2002
Deveron Harper (DB).....	2003-04
Sideeq Shabazz (S).....	2005
Anthony Thomas (RB).....	2005
DeJuan Groce (CB).....	2006
Usama Young (CB/S).....	2008-10
Mark Ingram (RB).....	2011-12
Keenan Lewis (CB).....	2013-14
C.J. Spiller (RB).....	2015-

## 29

Ray Ogden (WR).....	1967
Gene Howard (CB).....	1968-70
Billie Hayes (CB).....	1972
Maurice Spencer (CB).....	1974-76, 78
Rodney Lewis (CB).....	1982-84
Reggie Sutton (CB).....	1987-88

Undra Johnson (RB).....	1989
Vencie Glenn (S).....	1991
Keith Taylor (S).....	1992-93
Vinnie Clark (CB).....	1994
Mark McMillian (CB).....	1996
Sammy Knight (S).....	1997-2002
Keyous Craver (CB).....	2003
Josh Bulllocks (S).....	2005-08
Chris McAllister (CB).....	2009
Marcus McCauley (CB).....	2009
Herna-Daze Jones (S).....	2009
Chris Ivory (RB).....	2010-12
Khiry Robinson (RB).....	2013-15

## 30

Les Kelley (RB).....	1967-69
Bob Shaw (WR).....	1970
Bill Harris (RB).....	1971
Ernie Jackson (CB).....	1972-77
Wayne Wilson (FB).....	1979-86
Vincent Alexander (FB).....	1987
Cedric Smith (FB).....	1987
Anthony Newman (S).....	1995-97
Je' Rod Cherry (DB).....	1998-99
Chad Morton (RB).....	2000
Fred McAfée (RB).....	2006
Lynell Hamilton (RB).....	2008-09
Trevin Wade (CB).....	2013
Don Jones (S).....	2015
Akeem Davis (S).....	2015
Chris Owens (CB).....	2015

## 31

Jim Taylor (RB).....	1967
Richard Newsome (S).....	2001
Aaron Glenn (CB).....	2008
Pierson Prioleau (S).....	2009-10
Jerome Murphy (CB).....	2012
Chris Carr (CB).....	2013
Terrence Frederick (CB).....	2013
Jairus Byrd (S).....	2014-

## 32

Tom Barrington (RB).....	1967-70
Lincoln Minor (RB).....	1973
Jim DeRatt (DB).....	1975
Kim Jones (FB).....	1976-79
Scott Stauch (RB).....	1981
Vernon Perry (S).....	1983
Darrell Toussaint (DB).....	1987
Paul Frazier (RB).....	1989
Mark Lee (CB).....	1991
Vaughn Dunbar (RB).....	1992, 94-95
Earnest Hunter (RB).....	1996
Aaron Craver (RB).....	1998-99
Jerald Moore (RB).....	2000
Ki-Jana Carter (RB).....	2003-04
Antovain Smith (RB).....	2005
Jabari Greer (CB).....	2009
Johnny Patrick (CB).....	2011-12
Kenny Vaccaro (S).....	2013-

## 33

Randy Schultz (RB).....	1967-68
Steve Preutz (DB).....	1969
Mike Strachan (RB).....	1975-80
Kevin Gray (DB).....	1982
Junior Thurman (DB).....	1987
Ernest Spears (S).....	1990
Tyrone Hughes (CB).....	1993-96
Rob Kelly (S).....	1997
Wilmont Perry (RB).....	1998-99
Moran Norris (FB).....	2001-02
Ashley Ambrose (CB).....	2003-04
Jesse Chatman (RB).....	2005
Joey Thomas (CB).....	2005
Keith Joseph (RB).....	2006
Olaniji Sobomohin (FB).....	2008
Jabari Greer (CB).....	2010-13
Stanley Jean-Baptiste (CB).....	2014
Jamarca Sanford (S).....	2015-

## 34

Tony Lorick (CB).....	1968-69
Carlos Bell (TE).....	1971
Jess Phillips (RB).....	1973-74



HISTORY • RECORDS • ADMINISTRATION • FOOTBALL • OWNERSHIP

# ALL-TIME NUMERICAL ROSTER

Tony Galbreath (RB)	1976-80
Bobby Johnson (DB)	1983-84, 86
Jeff Rodenberger (FB)	1987
Barry Word (RB)	1987-88
Craig Heyward (RB)	1989-92
Ray Zellars (FB)	1995-98
Ricky Williams (RB)	1999-2001
Tebucky Jones (S)	2003-04
Mike McKenzie (CB)	2005-09
Patrick Robinson (CB)	2010
Tim Hightower (RB)	2015-

## 35

Ted Davis (LB)	1967-69
Jim Otis (RB)	1970
Bob Gresham (RB)	1971-72
Henry Matthews (RB)	1973
Jim Van Wagner (FB)	1978
Earl Campbell (RB)	1984-85
Bobby Morse (FB)	1989-91
Shane Palukoa (S)	1995
Reggie Howard (CB)	2000
Chris Canty (CB)	2000
Fakhir Brown (CB)	2002-05
Jamaal Branch (RB)	2006-07
David Pittman (CB)	2008
Michael Lehan (CB)	2008
DeShawn Wynn (RB)	2010
Korey Hall (FB)	2011
Austin Johnson (FB)	2014-

## 36

Don McCall (RB)	1967-68, 70
Dick Davis (RB)	1970
Vic Nyval (RB)	1970
Don Burchief (TE)	1971
Bob Brown (TE)	1972-73
Andrew Jones (RB)	1975-76
Greg Boykin (RB)	1977
Rueben Mayes (RB)	1986-88, 90
Stanford Jennings (RB)	1991
Derrick Ned (FB)	1993-95
Lamar Smith (RB)	1998, 2003
Corey Harris (CB)	1999
Michael Hawthorne (CB)	2000-02
Cory McIntyre (RB)	2006
Darian Barnes (FB)	2008
Kyle Eckel (FB)	2009
Marcus Mailie (FB)	2009
Marcus Ball (S)	2014

## 37

Steve Stonebreaker (LB)	1967-68
Tommy Myers (S)	1972-81
Mill Gray (RB)	1986-88
Bernie Thompson (S)	1989-91
Jimmy Spencer (CB)	1992-95
Je'Rod Cherry (S)	1996-97
Chad Cota (S)	1998
Dino Philiyaw (RB)	1999
Todd Franz (S)	2000
Steve Gleason (S)	2000-06
Matt Giordano (S)	2010
Jerico Nelson (S)	2012
Eric Frampton (S)	2013
Jordan Pugh (S)	2013
Terrence Frederick (CB)	2014
Sammy Seamster (CB)	2015
Tony Carter (CB)	2015

## 38

Phil Vandearse (LB)	1967
Tony Baker (RB)	1968-71
Bill Butler (RB)	1972-74
George Rogers (HB)	1981-84
Calvin Nicholson (CB)	1989, 91
Donovan Greer (CB)	1997
Usama Young (CB)	2007
Greg Fassitt (CB)	2009
Rod Sweeting (CB)	2013
Jamarca Sanford (S)	2014
Kenny Phillips (S)	2015
Travis Cadet (RB)	2015-

## 39

Ernie Wheelwright (RB)	1967-70
------------------------	---------

Odell Lawson (RB)	1973-74
Morris LaGrand (RB)	1975
Brett Maxie (S)	1985-93
Carl Lee (DB)	1994
John Covington (S)	1995
Darren Perry (S)	2000
Chris Reiss (S)	2006
Curtis DeLoatch (CB)	2007-10
Travis Cadet (RB)	2012-14
Brandon Browner (CB)	2015

## 40

Earl Gros (RB)	1970
Hoyle Granger (RB)	1971
Terry Schmidt (CB)	1974-75
Jim Marsalis (S)	1977
Greg Knafele (TE)	1983
Dalton Hilliard (RB)	1986
Michael Adams (DB)	1987-88
Robert Massey (CB)	1989-90
Wes Bender (FB)	1997
Marvin Powell (FB)	1999
Marvin Milne (FB)	2000
Mel Mitchell (S)	2002, 04-05
Mike Bell (RB)	2008
Jonathon Amaya (S)	2011
Chris Carr (CB)	2013
Brian Leonard (RB)	2014
Delvin Breaux (CB)	2015-

## 41

John Gilliam (WR)	1967-68, 77
Bob Newland (WR)	1971-74
Jimmy Rogers (RB)	1980-84
Toi Cook (CB)	1987-93
William Strong (CB)	1995-96
Tim Carter (CB)	2001
Roman Harper (S)	2006-13
Erik Lorig (FB)	2014

## 42

John Gilliam (WR)	1967-68, 1977
Claxton Welch (RB)	1970
Jim Strong (RB)	1971-72
Joel Parker (WR)	1974-75
Chuck Muncie (RB)	1976-80
Toussaint Tyler (RB)	1981-82
Dana McLemore (DB)	1986
Ray Wilson (S)	1994
Fred Weary (CB)	1998
Willie Clay (S)	1999
Jerry Wilson (CB)	2001-02
Jason David (CB)	2007-08
Darren Sharper (S)	2009-10
Isa Abdul Quddus (S)	2011-13
Pierre Warren (S)	2014
James Anderson (LB)	2015

## 43

Dicky Lyons (S)	1970
Dave Kopay (LB)	1971
Larry Collins (RB)	1980
Bobby Fowler (FB)	1984-85
Garland Jean Batiste (FB)	1987
Kim Phillips (CB)	1989
Tyrone Legette (CB)	1992-95
Ashley Ambrose (CB)	1999
Keyuo Craver (CB)	2002-03
Mike McKenzie (CB)	2004
Kevin Kaesviharn (S)	2007-08
DeShawn Wynn (RB)	2010
Darren Sproles (RB)	2011-13
Vinnie Sunseri (S)	2014

## 44

George Rose (CB)	1967
Olie Cordill (P)	1969
Mike Fink (CB)	1973
Chris Farasopolos (S)	1974
Chuck Crist (S)	1975-77
Dave Wymmer (DB)	1980-89
I.J. McCleskey (WR/S)	1994-96
Fred McCrary (FB)	1997
Rob Kelly (S)	1999
Terrelle Smith (FB)	2000-03
Mike Karney (FB)	2004-08

Heath Evans (FB)	2009-10
Elbert Mack (CB)	2012
Hau'oli Kikaha (LB)	2015-

## 45

Jimmy Jordan (RB)	1967
Albert Kimbrough (S)	1968
Erthur Green (RB)	1968
Pete Athas (S)	1976
Jack Holmes (RB)	1978-82
Time Wilson (FB)	1983-84
John Williams (FB)	1986
Nate Johnson (RB)	1987
Craig Heyward (RB)	1988
Stan Petry (CB)	1991
Israel Byrd (CB)	1993-95
Jed Collins (FB)	2011-13
Toben Oporum (FB)	2015

## 46

Danny Abramowicz (WR)	1967-73
Jim Kearney (S)	1976
Hokie Gajan (FB)	1982-85
Sean Lumpkin (S)	1992-96
Kendall Gammon (LS)	1998
Ladell Betts (RB)	2010

## 47

Bruce Cortez (CB)	1967
Mary Woodson (S)	1969
Bill Dusenberry (RB)	1970
Virgil Robinson (RB)	1971-72
Jack DeGrenier (CB)	1974
Mike Spivey (CB)	1980-81
Cliff Austin (RB)	1983
David Rackley (DB)	1985
Dwight Beckery (RB)	1987
Cedric Mack (CB)	1992-93
Travis Davis (S)	1995
Greg Jackson (S)	1996
Josh Wilcox (TE)	1998-99
Kevin Houser (LS)	2000-08
Jake Ingram (LS)	2010
Justin Drescher (LS)	2010-

## 48

Andy Livingston (RB)	1969-70
Don Schwartz (S)	1978-80
James Fenderson (RB)	2002
David Sloan (TE)	2003
Vonta Leach (FB)	2006
Kendall Hunter (RB)	2015

## 49

Major Hazelton (DB)	1970
Bob Wicks (WR)	1974
Ralph McGill (S)	1978-79
Artie Owens (WR)	1980
Frank Wattleat (S)	1981-87
Tommie Stowers (TE)	1992-93
K.C. Asioudou (LB)	2010

## 50

Jack Kupp (G)	1967-75
Ken Bordonio (LB)	1976-77, 79-82
Jack Del Rio (LB)	1985-86
Philip James (C)	1987
John Johnson (LB)	1995
Ink Aleaga (LB)	1997
Kevyn Mitchell (LB)	1998-99
Cory Terry (LB)	2000
Phil Clarke (LB)	2001
James Allen (LB)	2002-05
Marvin Mitchell (LB)	2007-10
Olin Kreutz (C)	2011
Justin Lofton (ILB)	2012-14
Stephone Anthony (LB)	2015-

## 51

Jim Fraser (P)	1968
Bill Saul (LB)	1969
John Didion (LB/C)	1971-74
Sylvester Croom (C)	1975
Rusty Chambers (LB)	1975-76





# ALL-TIME NUMERICAL ROSTER



HISTORY • RECORDS • ADMINISTRATION • FOOTBALL • OWNERSHIP

Warren Capone (LB).....	1976
Ron Crosby (LB).....	1978
Stan Holloway (LB).....	1980
Whitney Paul (LB).....	1982-85
Sam Mills (LB).....	1986-94
Larry McCoy (LB).....	1987
Ron Childs (LB).....	1995
Derrick Barnes (LB).....	1997
Phil Clarke (LB).....	1999-2000
Brian Williams (LB).....	2001
Bryan Cox (LB).....	2002
Terrence Melton (LB).....	2004-06
Brian Simmons (LB).....	2007
Jonathan Vilma (LB).....	2008-13

## 52

Frank Emanuel (LB).....	1970
Harry Jacobs (LB).....	1970
John Huard (LB).....	1971
Dick Palmer (LB).....	1972-73
Mike Lemon (LB).....	1975
Skie Vanderbundt (LB).....	1978
Jim Kovach (LB).....	1979-85
Brian Forde (LB).....	1988-91
Mike Stonebreaker (LB).....	1994
Richard Harvey, Jr. (LB).....	1995-97
Vinson Smith (LB).....	1998-99
Sedrick Hodge (LB).....	2001-05
Jeff Faine (C).....	2006-07
Jonathan Casillas (LB).....	2009, 11-12
Kevin Reddick (ILB).....	2013
Todd Davis (ILB).....	2014
Moise Fokou (ILB).....	2014

## 53

Dave Simmons (LB).....	1967
Dick Absber (LB).....	1969-71
Billy Hobbs (LB).....	1972
Rick Kingrea (LB).....	1973-77
Tommy Hart (DE).....	1980
Sammy Green (LB).....	1980
Scott Pelluer (LB).....	1981-85
Vaughan Johnson (LB).....	1986-93
Keith Fourcade (LB).....	1987
Don Davis (LB).....	1996-98
Donta Jones (LB).....	2000
Roger Knight (LB).....	2001-04
T.J. Slaughter (LB).....	2005
Mark Simoneau (LB).....	2006-08
Stanley Arnoux (LB).....	2010
Ramon Humber (LB).....	2011-15

## 54

Joe Wendryhoski (C).....	1967-68
Tom Roussel (LB).....	1971-72
Dale Lindsey (LB).....	1975
Rick Middleton (LB).....	1974-75
Pat Hughes (LB).....	1977-79
Paul Ryzek (C).....	1981
Ed Simonini (LB).....	1982
Alvin Toles (LB).....	1985-88
Bill Roe (LB).....	1987
Winfred Tubbs (LB).....	1994-97
Ink Aleaga (LB).....	1998-99
Darrin Smith (LB).....	2000-04
Danny Clark (LB).....	2006
Troy Evans (LB).....	2007-09
Ramon Humber (LB).....	2010
Will Herring (LB).....	2011-13
Jo-Lonn Dunbar (LB).....	2015

## 55

Jackie Burkett (LB).....	1967-70
Jim Flanagan (LB).....	1971
Tom Stincic (LB).....	1972
Bob Creech (LB).....	1973
Don Coleman (LB).....	1974-75
Floyd Rice (LB).....	1978
Dave Washington (LB).....	1980
Rob Nairne (LB).....	1981-83
Joe Kohlbrand (LB).....	1985-89
Joe DeForest (LB).....	1987
Scott Ross (LB).....	1991
Reggie Freeman (LB).....	1993
Mark Fields (LB).....	1995-2000
DeShone Myles (LB).....	2001
Travis Carroll (LB).....	2002

Courtney Watson (LB).....	2004-05
Scott Fujita (LB).....	2006-09
Danny Clark (LB).....	2010
Barrett Ruud (LB).....	2012
Keyunta Dawson (OLB).....	2013
Jonathan Goodwin (C).....	2014

## 56

Jim Ferguson (LB).....	1968
Hap Farber (LB).....	1970
Willie Hall (LB).....	1972-73
Lee Gross (C).....	1975-77
Rusty Rebowe (LB).....	1978
Reggie Mathis (LB).....	1979-80
Dennis Winston (LB).....	1982-85
Pat Swilling (LB).....	1986-92
Ron Weissenhofer (LB).....	1987
Ernest Dixon (LB).....	1994-97
Chris Bordano (LB).....	1998-99
Charlie Clemons (LB).....	2000-02
Orlando Ruff (LB).....	2003-04
Alfred Fincher (LB).....	2005-07
Jo-Lonn Dunbar (LB).....	2008-11
Jay Richardson (OLB).....	2013
Ronald Powell (OLB).....	2014
Michael Mauti (LB).....	2015-

## 57

Mike Morgan (LB).....	1969-70
Jim Merlo (LB).....	1973-74, 76-79
Larry Coombs (C).....	1980
Rickey Jackson (LB).....	1981-93
Curtis Holden (LB).....	2001
Colby Bockwoldt (LB).....	2004-05
Jason Kyle (LS).....	2009-10
David Hawthorne (LB).....	2012-15

## 58

Eli Strand (G).....	1967
Joe Federspiel (LB).....	1972-80
Glen Redd (LB).....	1981, 83-86
Scott Leach (LB).....	1987
Brian Conner (LB).....	1994
Brian Jones (LB).....	1995-96, 98
Joe Tuipala (LB).....	1999
Phillip Ward (LB).....	2000
Jonathan Jackson (LB).....	2001
J.R. Johnson (LB).....	2002
Cie Grant (LB).....	2003-04
Scott Shanle (LB).....	2006-12
Kyle Knox (LB).....	2013-14
Obum Gwacham (DE).....	2015-

## 59

Fred Whittingham (LB).....	1967-68
Wayne Colman (LB).....	1969-74, 76
Chuck Evans (LB).....	1980-81
Chris Martin (LB).....	1983
James Campen (C/G).....	1987-88
Rufus Porter (LB).....	1995-96
Keith Mitchell (LB).....	1997-2001
J.J. Jones (LB).....	2002
Derrick Rodgers (LB).....	2003-04
Ronald McKinnon (LB).....	2005
Matt McCoy (LB).....	2007
Anthony Waters (LB).....	2009-10
Nate Bussey (LB).....	2011
Rufus Johnson (OLB).....	2013
Jerry Franklin (ILB).....	2014
Dannell Ellerbe (LB).....	2015-

## 60

Brian Schweda (DE).....	1967-68
Doug Sutherland (G).....	1970
Carl Cunningham (LB).....	1971
Greg Westbrook (LB).....	1975-77
Don Reese (DE).....	1978-80
Steve Korte (C).....	1983-90
Derek Kennard (G).....	1991-93
Craig Novitsky (C/T).....	1994-96
Kendall Gammon (C).....	1997
Robert Hunt (G).....	1999
Ben Archibald (T).....	2005
Tearius George (DE).....	2008
Nick Leckey (C).....	2009
Brian de la Puente (C).....	2011-13

Max Unger (C).....	2015-
--------------------	-------

## 61

Del Williams (G).....	1967-73
Mike Watson (T).....	1977
Sam Adams (G).....	1981
Joel Hilgenberg (C/G).....	1984-93
Greg Loberg (G/T).....	1987
Ed King (G).....	1995-97
Montrae Holland (G).....	2003-06

## 62

Ross Gwinn (G).....	1968
John Hill (C).....	1975-84
Brad Leggett (C).....	1990-91
Jay Hilgenberg (C).....	1993
Steve Uhlenhake (C).....	1994-95
Kendall Gammon (C).....	1996
Jerry Fontenot (C).....	1997-2003
Lawrence Virgil (NT).....	2014

## 63

Roy Schmidt (G).....	1967-68
Norman Davis (G).....	1969
Steve Baumgartner (DE).....	1973-77
Bryan Bennett (DE).....	1978-81
Roger Finnie (T).....	1979
Brad Edelman (G).....	1982-89
Karl Dunbar (DE).....	1993
Donald Willis (G).....	1995-97
Wally Williams (G/C).....	1999-2002
Chad Stetstrom (G).....	2004-05

## 64

Ray Hester (LB).....	1971-73
Andy Maurer (G).....	1974
Dave Lafary (T).....	1977-85
Ted Elliott (DT).....	1987
Scott Adams (G).....	1994
Robert Newkirk (DE).....	1999
Kendyl Jacox (G/C).....	2002-05
Zach Strief (T).....	2006

## 65

Tom Carr (DE).....	1968
Remi Prudhomme (G/C).....	1971-72
Dave Thompson (T).....	1974-75
Robert Woods (T).....	1977-80
Bob Young (G).....	1981
David Carter (C).....	1984-85
Adam Schreiber (G).....	1985
Steve Trapilo (G).....	1987-90, 92
Willie Williams (T).....	1994
Chris Naeole (G).....	1997-2001
LeCharles Bentley (G/C).....	2002-05
Andy Allaman (G).....	2007
Matt Tennant (G/C).....	2010-11
Ricky Henry (G).....	2012
Senio Kelemete (C/G).....	2014-

## 66

Bill Cody (LB).....	1967-70
Royce Smith (G).....	1972-73
Rocky Rasley (G).....	1974
Tom Wickert (G).....	1975-76
David Knowles (T).....	1977
Conrad Doblger (G).....	1978-79
Louis Oubre (G).....	1982-84
Chuck Commiskey (G).....	1986-88
Larry Williams (G).....	1991
Mike Versteegen (G).....	1995-97
Victor Riley (T).....	2002
Brian Young (DT).....	2004-08
Ben Grubbs (G).....	2012-14
Ryan Seymour (G).....	2015

## 67

George Harvey (G).....	1967
John Shinnitt (G).....	1969-71
Phil Kuziel (C).....	1972
Bob LaPorta (T).....	1974-75
John Watson (T).....	1977-79
Stan Brock (T).....	1980-92
Andy McCollum (G).....	1994-98

# ALL-TIME NUMERICAL ROSTER

Bubba Miller (C).....2002  
 Jamar Nesbit (G/T).....2004-09  
 Ray Willis (T).....2011  
 Nick Becton (T).....2014

## 68

Richard Neal (DE).....1969-72,1978  
 Wimpy Winther (C).....1972  
 Terry Steve (G).....1976-77  
 Fred Start (G).....1978-81  
 Pat Sandion (G).....1986  
 Walter Housman (T/G).....1987  
 Paul Jetton (G).....1992-93  
 Alan Kline (T).....1994-95  
 Kyle Turley (G/T).....1998-2002  
 Victor Riley (T).....2003-04  
 Matt Lehr (C/G).....2008  
 William Robinson (T).....2012  
 Tim Leleito (G/C).....2013-

## 69

Oakley Dalton (DT).....1977  
 Bill Fifer (G).....1978  
 Nat Hudson (G).....1981  
 Ralph Williams (G).....1985-86  
 Pat Swoopes (DT).....1987-89  
 Les Miller (DT).....1991-94  
 Tom Ackerman (C/G).....1996-2001  
 P.J. Alexander (T).....2003  
 McKinley Boykin (DT).....2007  
 Anthony Hargrove (DL).....2009-10  
 Eric Olsen (G/C).....2012, 2014

## 70

Sam Holden (T).....1971  
 Craig Robinson (T).....1972-73  
 Dave Hubbard (T).....1977  
 Mark Meseroll (T).....1978  
 Jim Rourke (T).....1985  
 Bill Contz (T).....1986-88  
 Kevin Haverdink (T).....1989-91  
 Chris Port (G/T).....1991-95  
 Uher Hamiter (DE).....1998  
 Marcus Price (T).....2000-01  
 Jammal Brown (T).....2005-09  
 William Robinson (T).....2011  
 Eric Olsen (G).....2011

## 71

Dick Anderson (T).....1967  
 Dave McCormick (T).....1967-68  
 Willie Townes (DE).....1970  
 Faddie Tillman (DT).....1972  
 Paul Fersen (T).....1973-74  
 Kurt Schumacher (G).....1975-77  
 Jeff Winans (DT).....1976  
 James Taylor (T).....1978-81  
 Petey Perot (G).....1985  
 Casey Merrill (DT).....1986  
 Ken Kaplan (T).....1987  
 Richard Cooper (T).....1990-95  
 Fred Stokes (DE).....1996  
 Ricky Siglar (T).....1997-98  
 Spencer Foula (T).....2002-04  
 Kendrick Clancy (DT).....2007-09  
 Charles Brown (T).....2010-13  
 Kaleb Eulls (DT).....2015-

## 72

Earl Leggett (DT).....1967-68  
 Don Talbert (T).....1969-70  
 Joe Owens (DE).....1971-75  
 Jeff Hart (T).....1976  
 Mike Fultz (DT).....1977-80  
 Leon Gray (T).....1982-83  
 Chris Ward (T).....1984  
 Jim Dombrowski (G/T).....1986-96  
 Tremelle Jenkins (T).....1997  
 Wayne Gandy (T).....2003-05  
 Montavious Stanley (DT).....2008  
 Terron Armstead (T).....2013-

## 73

Bill Sandeman (T).....1967  
 Jerry Sturm (T/C).....1967-70

Ray Jones (DB).....1973  
 John Mooring (T).....1974  
 Joe Campbell (DE).....1977-80  
 Frank Warren (DE).....1981-89,91-94  
 Isaac Davis (G).....1997  
 Jahn Evans (G).....2006-15

## 74

Mike Tillemann (DT).....1967-70  
 Doug Mooers (DE).....1971-72  
 Derland Moore (DT).....1973-85  
 William Leach (G/T).....1987  
 Ted Gregory (DT).....1988  
 Kevin Haverdink (T).....1989-91  
 Cecil Gray (T).....1993  
 Herman Carroll (DE).....1994  
 Clarence Jones (T).....1996-98  
 Steve Scifres (T).....1999  
 Scott Sanderson (G/T).....2001-02  
 Jermon Bushrod (T).....2007-12

## 75

Dave McCormick (T).....1967-68  
 Mike Rengel (DT).....1969  
 Mike Richey (T).....1970  
 Mike Crangle (DE).....1972  
 Elex Price (DT).....1973-80  
 Bruce Clark (DE).....1982-88  
 Doug Marrone (G).....1989  
 Baron Rollins (G).....1994  
 Emile Palmer (DT).....1996  
 Julian Pittman (DT).....1998  
 Jermame Mayberry (G).....2005  
 Mitch King (DT).....2011  
 Tyrann Walker (DT/DE).....2012-14  
 Andrus Peat (T).....2015-

## 76

Dave Rowe (DT).....1967-70  
 Don Morrison (T).....1971-77  
 Kevin Hunt (T).....1978  
 Jim Pietrzak (C).....1979-84  
 Dwaine Board (DE).....1988  
 Gene McGuire (C).....1992  
 Rickie Shaw (T).....1993  
 Jeff Davidson (T).....1994  
 Keno Hills (T).....1996-99  
 Tutan Reyes (T).....2000-01  
 Jonathan Goodwin (C).....2006-10  
 Pat McQuistan (T).....2011  
 Akiem Hicks (DT/DE).....2012-15  
 Tony Hills (T).....2015

## 77

Ray Rissmiller (T).....1967  
 Jim Boeke (T).....1968  
 Mike Taylor (T).....1969-70  
 Dan Goich (DT).....1971  
 Carl Johnson (G).....1972-73  
 Chris Morris (T).....1975  
 Marv Montgomery (T).....1976-77  
 Gary Anderson (G).....1978  
 Jerry Boyarsky (DT).....1981  
 Daren Gilbert (T).....1985-88  
 William Roaf (T).....1993-2001  
 Rodney Leisle (DT).....2004-06  
 Carl Nicks (G).....2008-11  
 Brodrick Bunkley (DT/NT).....2012-14  
 Mike McGlynn (G).....2015

## 78

Jerry Jones (T).....1967-69  
 Errol Linden (T).....1969-70  
 Glen Ray Himes (T).....1971-72  
 Billy Newsome (DE).....1973-74  
 Elois Grooms (DE).....1975-81  
 Kelvin Clark (G).....1982-85  
 Shawn Knight (DE).....1987  
 Jeff Walker (G).....1988-89  
 Mike Keim (T).....1991  
 Tom Backes (G).....1993  
 Tom Roth (C/G).....1994  
 Daryl Terrell (T).....1999-2001  
 Jon Stinchcomb (T).....2003-04, 2006-10  
 Bobby Richardson (DE).....2015-

## 79

Lou Cordileone (DT).....1967-68  
 Clovis Swinney (DT).....1970  
 Emanuel Zanders (G).....1974-80  
 Chuck Slaughter (T).....1982  
 Henry Thomas (G).....1987  
 Glenn Derby (T).....1989-90  
 Troy Epps (DT).....1995  
 Tony Wilson (DE).....1998  
 Mike Halapin (T).....1999  
 Mitch White (T).....2001  
 Jimmy Verdon (DE).....2005  
 Rob Pettitt (T).....2006  
 Rob Ninkovich (DE).....2008  
 Bryce Harris (T).....2012-14

## 80

Jim Garcia (DE).....1967  
 Mike Walker (DE).....1971  
 Doug Winslow (WR).....1973  
 Sam Havrilak (WR).....1974  
 Earl McCullough (WR).....1974  
 Larry Burton (WR).....1975-77  
 Gordon Banks (WR).....1980-81  
 Lindsay Scott (WR).....1982-85  
 Mike Miller (WR).....1985  
 Malcolm Barnwell (WR).....1985  
 Herbert Harris (WR).....1986-87  
 Stacey Dawsey (WR).....1987  
 Bret Perriman (WR).....1988-90  
 Wesley Carroll (WR).....1991-92  
 Marcus Dowdell (WR).....1992-93  
 Tyrone Johnson (WR).....1994  
 Haywood Jeffires (WR).....1996  
 Daryl Hobbs (WR).....1997  
 Alvin Harper (WR).....1997  
 Tony Johnson (TE).....1998  
 P.J. Franklin (WR).....1999  
 Robert Wilson (WR).....2000-01  
 Jerome Pathon (WR).....2002-04  
 Shad Meier (TE).....2005  
 Mark Campbell (TE).....2006-08  
 Darnell Dinkins (TE).....2009  
 Jimmy Graham (TE).....2010-14

## 81

Doug Atkins (DE).....1967-69  
 Jesse Anderson (TE).....1993  
 Michael Haynes (WR).....1994-96  
 Randall Hill (WR).....1998  
 Scott Slutzker (TE).....1998  
 Lawrence Dawsey (WR).....1999  
 Lamont Hall (TE).....2000-02  
 Zach Hilton (TE).....2003-04  
 Az-Zahir Hakim (WR).....2005  
 David Patten (WR).....2007-08  
 Michael Higgins (TE).....2011-12

## 82

Johnny Brewer (LB).....1968-70  
 Bob Pollard (DE).....1971-77  
 Ike Harris (WR).....1978-81  
 John Tice (TE).....1983-92  
 Darren Gottschalk (TE).....1987  
 Ken O'Neal (TE).....1987  
 Irv Smith (TE).....1993-97  
 Qadry Ismail (WR).....1998  
 Eddie Kennison (WR).....1999  
 Andrew Glover (TE).....2000  
 Boo Williams (TE).....2001-04  
 Nate Lawrie (TE).....2005-06  
 Marcellus Rivers (TE).....2006  
 Eric Johnson (TE).....2007  
 Benjamin Watson (TE).....2013-15

## 83

Vern Burke (TE).....1967  
 Dave Parks (TE).....1968-72  
 Len Garrett (TE).....1973-75  
 Andy Hamilton (WR).....1975  
 Tinker Owens (WR).....1976,78-80  
 Kenny Duckett (WR).....1982-85  
 Carl Roaches (KR).....1985  
 Kelvin Edwards (WR).....1986  
 Dwight Walker (WR).....1987  
 Cliff Benson (TE).....1987-88



# ALL-TIME NUMERICAL ROSTER

Greg Scales (TE) .....1988-91  
 Torrance Small (WR) .....1992-96  
 Keith Poole (WR) .....1997-2000  
 Albert Connell (WR) .....2001  
 Johnny Mitchell (TE) .....2001  
 Donné Stallworth (WR) .....2002-05  
 Billy Miller (TE) .....2006-08  
 Willie Sneed (WR) .....2015-

## 84

Jim Hester (TE) .....1967-69  
 Lawrence Estes (DE) .....1970-71  
 Preston Riley (WR) .....1973  
 Paul Seall (TE) .....1974-76  
 Rich Mauti (WR) .....1977-80,82-83  
 Junior Miller (TE) .....1984  
 Eric Martin (WR) .....1985-93  
 Steve Rhem (WR) .....1994-95  
 Eric Guliford (WR) .....1997-98  
 Scott Slutzker (TE) .....1999  
 Austin Wheatley (TE) .....2000  
 Michael Lewis (WR) .....2001-06  
 Tory Humphrey (TE) .....2009-11  
 Kenny Stills (WR) .....2013-14  
 Michael Hoomanawanui (TE) .....2015-

## 85

Ray Poage (TE) .....1967-70  
 Cephus Weatherspoon (WR) .....1972  
 John Beasley (TE) .....1973-74  
 Henry Childs (TE) .....1974-80  
 Holy Brenner (TE) .....1981-93  
 Curtland Thomas (WR) .....1987  
 Wesley Walls (TE) .....1994-95  
 Paul Green (TE) .....1996  
 Nicky Savote (TE) .....1997  
 Cameron Clegland (TE) .....1998-99, 2001  
 Ernie Connell (TE) .....2003-06  
 Ronnie Ghent (TE) .....2007  
 David Thomas (TE) .....2009-12

## 86

Tom Hall (WR) .....1967  
 Dan Colchieo (DE) .....1969  
 Creston Whitaker (WR) .....1972  
 Jubilee Dunbar (WR) .....1973  
 Dave Davis (WR) .....1974  
 Richard Williams (WR) .....1974  
 Melvin Baker (WR) .....1975  
 James Thaxton (TE) .....1976-77  
 Tom Donovan (WR) .....1980  
 Rich Caster (TE) .....1981  
 Rich Martini (WR) .....1981  
 Jeff Groth (WR) .....1981-85  
 Mike Jones (WR) .....1986-87  
 Cliff Benson (TE) .....1987-88  
 Victor Harrison (WR) .....1987  
 Rod Harris (WR) .....1989  
 Gerald Alphin (WR) .....1990-91  
 Patrick Newman (WR) .....1991-93  
 Louis Lipps (WR) .....1992  
 Marcus Dowdell (WR) .....1992-93  
 Kirk Botkin (TE) .....1994-95  
 Tony Johnson (TE) .....1996  
 Gunnard Twyner (WR) .....1997  
 Sean Dawkins (WR) .....1998  
 Kendall Gammon (TE) .....1999  
 Jake Reed (WR) .....2000, 02  
 Onome Ojo (WR) .....2001  
 Walter Rasby (TE) .....2003  
 Zach Hilton (TE) .....2005  
 John Owens (TE) .....2006-07  
 Buck Ortega (TE) .....2008-09

## 87

Richard Neal (DE) .....1969-72,78  
 Monty Stickles (TE) .....1968  
 Mike Kelly (TE) .....1973  
 Don Herrmann (WR) .....1975-77  
 Larry Hardy (TE) .....1978-85  
 Lonzell Hill (WR) .....1982-90  
 Malcolm Scott (WR) .....1987  
 Frank Wainright (TE) .....1991-93  
 Lee DeRamus (WR) .....1995-96  
 John Farquhar (TE) .....1997-98  
 Joe Horn (WR) .....2000-06  
 Adrian Arrington (WR) .....2009-11

## 88

Ben Hart (S) .....1967  
 Dave Szymakowski (WR) .....1968  
 Fred Hyatt (WR) .....1973  
 Andy Dorris (DE) .....1973-76  
 Joel Parker (WR) .....1977  
 Brooks Williams (TE) .....1978-81  
 Don Bass (TE) .....1982  
 Eugene Goodlow (WR) .....1983-86  
 Mike Waters (TE) .....1987  
 Mark Pattison (WR) .....1987-88  
 Floyd Turner (WR) .....1989-93  
 Derrell Mitchell (WR) .....1994  
 Hendrick Lusk (TE) .....1996  
 Andrew Hastings (WR) .....1997-99  
 Willie Jackson (WR) .....2000-01  
 David Sloan (TE) .....2002  
 Talman Gardner (WR) .....2003-04  
 Nate Poole (WR) .....2005  
 Jeremy Shockey (TE) .....2008-10  
 Nick Toon (WR) .....2013-14  
 RaShaun Allen (TE) .....2015-

## 89

Kent Kramer (TE) .....1967  
 Dave Long (DE) .....1969-72  
 Bert Askson (TE) .....1973  
 Gil Chapman (WR) .....1975  
 Len Willis (WR) .....1977  
 Wes Chandler (WR) .....1978-81  
 Aundra Thompson (WR) .....1981-82  
 Tyrone Young (WR) .....1983-84  
 Joe Thomas (WR) .....1987  
 Robert Clark (WR) .....1987-88  
 Mike Jones (WR) .....1989  
 Derrick Shepard (WR) .....1989  
 Quinn Early (WR) .....1991-95  
 Mercury Hayes (WR) .....1996-97  
 Brett Bech (WR) .....1997-99  
 Dave Stachelski (TE) .....2000-01  
 Wane McGarity (WR) .....2001  
 Derrick Lewis (WR) .....2002-03  
 Lamont Hall (TE) .....2004-05  
 Jamal Jones (WR) .....2006  
 Sean Ryan (TE) .....2008  
 John Gilmore (TE) .....2011  
 Daniel Graham (TE) .....2012  
 Josh Hill (TE) .....2013-

## 90

Walter Johnson (LB) .....1989  
 James Williams (LB) .....1990-94  
 Israel Stanley (DE) .....1995  
 Jared Tomich (DE) .....1997-2000  
 Kenny Smith (DT) .....2001-04  
 DeMario Pressley (DT) .....2009  
 Tom McBride (DE) .....2011-12  
 Tavaris Barnes (DE) .....2015

## 91

Monte Bennett (DT) .....1981  
 Ken Marchiol (LB) .....1987  
 Robert "Pig" Goff (DT) .....1990-95  
 Brady Smith (DE) .....1996-99  
 Grady Jackson (DT) .....2002-03  
 Will Smith (DE) .....2004-12  
 Kasim Edebali (LB) .....2014-

## 92

James Haynes (LB) .....1984-89  
 DeMont Winston (LB) .....1990, 92-94  
 Toddrick McIntosh (DE) .....1995  
 Darren Mickell (DE) .....1996-97  
 Ernest Jones (DE) .....1998  
 Troy Wilson (DE) .....1999  
 Martin Chase (DT) .....2000-02  
 Henry Ford (DT) .....2003  
 Tony Bryant (DE) .....2003-05  
 Orion Harris (DT) .....2007  
 Remi Ayodele (DE) .....2008-10  
 Shaun Rogers (DT) .....2011  
 John Jenkins (DT) .....2013-

## 93

Gary Lewis (DT) .....1983

Kevin Young (DE) .....1987  
 Wayne Martin (DE/DT) .....1989-99  
 Darren Howard (DE) .....2000-05  
 Rob Ninkovich (DE) .....2006  
 Josh Savage (DE) .....2007  
 Bobby McCray (DE) .....2008-09  
 Junior Galette (DE/OLB) .....2010-14  
 Kevin Williams (DT) .....2015

## 94

Jim Willms (DE/DT) .....1981-93  
 Joe Johnson (DE) .....1994-98,2000-01  
 Charles Grant (DE) .....2002-09  
 Kawika Mitchell (DE) .....2010  
 Cameron Jordan (DE) .....2011-

## 95

Jonathan Dumbauld (DE) .....1986,88  
 Robert Brannon (DE) .....1987  
 Travis Davis (DT) .....1990  
 Ronnie Dixon (DT) .....1993  
 Ernest Jones (DE) .....1995  
 Austin Robbins (DT) .....1996-99  
 Marques Douglas (DE) .....2000  
 Howard Green (DT) .....2003-04  
 Cedric Woodard (DT) .....2005  
 Eric Moore (DE) .....2006  
 Trevor Johnson (DE) .....2006  
 Josh Savage (DE) .....2008  
 Rodney Leisle (DT) .....2009  
 Martez Wilson (LB/DE) .....2011  
 Brandon Dederick (NT/DE) .....2014  
 Tyeler Davidson (DT) .....2015-

## 96

Steve Parker (DE) .....1980  
 Don Thorp (DT) .....1984  
 Sheldon Andrus (DT) .....1986-87  
 Michael Simmons (DE) .....1989-90  
 Jeff Faulkner (DE) .....1993  
 Mark Gunn (DE) .....1994  
 Dameian Jeffries (DE) .....1995  
 Uuru Hamiter (DT) .....1999  
 Melvin Williams (DE) .....2003-04  
 Antwan Lake (DE) .....2006-08  
 Paul Spicer (DE) .....2009  
 Alex Brown (DE) .....2010  
 Tom Johnson (DT/DE) .....2011-13

## 97

James Geathers (DE) .....1984-89  
 Renaldo Turnbull (DE/LB) .....1990-96  
 La'Roi Glover (DT) .....1997-2001  
 Dennis Monroe (DE) .....2002  
 Johnathan Sullivan (DT) .....2003-05  
 Michael Haynes (DE) .....2006  
 Josh Cooper (DE) .....2006-07  
 Alvin McKinley (DT) .....2008  
 Jeff Charleston (DE) .....2008-11  
 Glenn Foster (DE) .....2013-14  
 Phillip Hunt (DE) .....2015

## 98

Reggie Lewis (DE) .....1982-84  
 Milford Hodge (DE) .....1986  
 Jim Hanna (DT) .....1994  
 Ron Warner (LB) .....1998  
 Willie Whitehead (DE/DT) .....1999-2006  
 Renaldo Wynn (DE/DT) .....2007  
 Sedrick Ellis (DT) .....2008-12  
 Parys Haralson (OLB) .....2013-14  
 Mike Mohamed (LB) .....2015

## 99

Tony Elliott (DT) .....1982-88  
 Joel Smeenge (DE/LB) .....1990-94  
 Willie Broughton (DT) .....1995-96  
 Pio Sagapolutele (DT) .....1997  
 Darren Mickell (DT) .....1999  
 Norman Hand (DT) .....2000-02  
 Kenderick Allen (DT) .....2003  
 Shaun Smith (DT) .....2004  
 Hollis Thomas (DT) .....2006-08  
 Jimmy Wilkerson (DL) .....2010  
 Aubrayo Franklin (DT) .....2011



HISTORY • RECORDS • ADMINISTRATION • FOOTBALL • OWNERSHIP



**JIM FINKS**  
President/General Manager



**BORN:** 8/31/27  
**COLLEGE:** TULSA '49  
**PLAYER:** 1949-55  
**GENERAL MANAGER:** 1964-93  
**SAINTS PRESIDENT/GENERAL MANAGER:** 1986-93  
**YEAR INDUCTED:** 1995

On July 29, 1995, an illustrious career as a football administrator was capped when Jim Finks was inducted into the Pro Football Hall of Fame in Canton, Ohio. Finks' posthumous election to the Hall was the ultimate honor in a career full of significant accomplishments.


Finks was named president/general manager of the Saints on January 14, 1986 by Owner Tom Benson. As Benson's first major hire since purchasing the team in 1985, Finks brought with him a portfolio of success as a player, coach, scout and administrator that had spanned 37 years in sports.

Much like his prior stints as general manager with the Minnesota Vikings and Chicago Bears, Finks' final stop would also be a success. Hiring head coach Jim Mora and picking impact players in guard/tackle Jim Dombrowski, running backs Dalton Hilliard and Rueben Mayes and linebacker Pat Swilling in his first draft, a franchise that had not achieved a winning season in 20 years would log a 12-3 mark in 1987, second-best in the NFL and go on to their first-ever playoff game. Finks' presence was apparent and recognized as he was named *The Sporting News* NFL Executive of the Year.

Under Finks' leadership, the Saints would continue to have success, winning their first division title in 1991 as the NFC West championship flag flew in New Orleans for the first time. However, shortly after his final draft in 1993, where he mined a future Pro Football Hall of Fame selection in tackle William Roaf, Finks would be forced to resign due to a valiant fight with lung cancer that would claim his life on May 8, 1994. Overall from 1986-92, the Saints would win 60 percent of their regular season games and enjoy a streak of six consecutive non-losing years. Over that period, only two other NFL teams had the same accomplishment.

Prior to coming to New Orleans, Finks served as general manager of the Chicago Bears from 1974-83, where he set about construction of one of the NFL's most dominating teams. Before his departure, Finks would acquire 19 of the 22 starters for a Bears team that compiled a 15-1 record in 1985 and crushed New England in Super Bowl XX. During his 10-year tenure in Minnesota, Finks hired then-unknown Bud Grant as head coach and the Vikings followed with a string of five NFC Central crowns and two Super Bowl appearances.

The Salem, Ill. native played quarterback at Tulsa University and was a 12th round selection of the Pittsburgh Steelers in 1949. Finks played defensive back until 1952, when he became the Steelers' starting quarterback and went to the Pro Bowl. After retiring as an NFL player following the 1955 season, he served as an assistant coach for two seasons before beginning his career as an administrator as the general manager of Calgary of the Canadian Football League in 1958.



# RICKEY JACKSON

Linebacker

57



**BORN:** 3/20/58  
**COLLEGE:** PITTSBURGH  
**NFL:** 1981-93  
**SAINTS:** 1981-93  
**YEAR INDUCTED:** 2010

One of the most productive linebackers in National Football League history, Rickey Jackson served as the linchpin of one of the most dominant linebacker corps the league has ever seen. He became the first Saint to have spent the majority of his career with New Orleans to have been selected to the Pro Football Hall of Fame.

The Pahokee, Fla. native had an outstanding college career at Pittsburgh and was picked in the second round (51st overall) by the Saints in the 1981 NFL Draft. Jackson appeared in 227 regular season games, starting 225 during 15 NFL seasons, 13 of which were spent with the Saints. With 115 as a Saint, he is the club's all-time leader. Jackson led the club in takedowns six times. He missed only two games out of a possible 229 regular season games in his career.

Jackson finished his career with 128 sacks, (his eight sacks in his rookie season of 1981 are not included since sacks did not become an official statistic until 1982) ranked tenth all-time in NFL history. He is also the franchise's all-time leader in fumble recoveries with 26.

As a show of respect by opposing coaches and players for his dominating pass rush abilities and sideline to sideline play, Jackson was named to the Pro Bowl six times (1983-86, 1992-93) in his career, tied for the third-most by a Saint. He was an All-Pro selection six times (1984-87, 1992-93). After failing to post a winning campaign in the franchise's first 18 seasons, Jackson's Saints did not have a losing season in his final seven campaigns with the club from 1987-93, qualifying for the playoffs four times during this period.

Jackson would close out his NFL career with San Francisco from 1994-95, earning a championship ring as part of the Super Bowl XXIX winners. Jackson retired as a Saint in 1996 and his number 57 jersey was raised to the rafters of the Superdome. He was inducted into the New Orleans Saints Hall of Fame in 1997 and to the Louisiana Sports Hall of Fame in 1999. In 2013, he was inducted into the New Orleans Saints Ring of Honor.



HISTORY • RECORDS • ADMINISTRATION • FOOTBALL • OWNERSHIP

WILLIAM ROAF

Tackle



**BORN:** 4/18/70  
**COLLEGE:** LOUISIANA TECH  
**NFL:** 1993-2005  
**SAINTS:** 1993-2001  
**YEAR INDUCTED:** 2012

One of the most accomplished tackles in National Football League history, William Roaf was the anchor of the Saints offensive line for nine seasons. Coming out of Louisiana Tech in 1993, Roaf was picked by the Saints with the eighth overall choice in the 1993 NFL Draft.

The Pine Bluff, Ark. native immediately was inserted by head coach Jim Mora into the starting lineup at right tackle, where he would start every contest and was selected to several All-Rookie teams. The 6-5, 312-pounder moved to the left side in his second season where he was named a Pro Bowl starter and *Associated Press* first-team All-Pro, which would begin a 12-year stretch as one of the most dominant left tackles in NFL history.

During his nine seasons with the Saints, Roaf was named to the Pro Bowl seven consecutive times (1994-2000), the second-most appearances ever by a Saint. Following a trade to the Kansas City Chiefs in 2002, he would be selected four more times, totaling 11 total selections, tied for the most nominations by a tackle in league history with Anthony Munoz and Jonathan Ogden. He also was an eight-time *AP* All-Pro selection, with four selections from each club. Overall, Roaf started all 189 regular season games and three postseason contests he appeared in for the Saints and Chiefs.

Roaf received one of football's highest honors as he was named to the NFL's All-Decade teams of the 1990's and 2000's, voted on by the Pro Football Hall of Fame selection committee. He was a first-team selection for the 1990's squad and a second-team choice on the 2000's roster, making him one of only 16 players since the AFL-NFL merger to be named to two All-Decade rosters. Additionally, Roaf was named to the Saints Hall of Fame in 2008 and is a member of the Louisiana and Arkansas Sports Hall of Fames. In 2013, he was inducted into the New Orleans Saints Ring of Honor. In 2014 he was elected to the College Football Hall of Fame.



## RING OF HONOR



### LB RICKEY JACKSON

**Saints Career:** 1981-93

**Inducted:** 2013



### T WILLIAM ROAF

**Saints Career:** 1993-2001

**Inducted:** 2013



### QB ARCHIE MANNING

**Saints Career:** 1971-82

**Inducted:** 2013



### K MORTEN ANDERSEN

**Saints Career:** 1982-94

**Inducted:** 2015

## Pro Football Hall of Fame

### 1976

RB **Jim Taylor** (Saints career: 1967)

### 1982

DE **Doug Atkins** (Saints career: 1967-69)

### 1991

RB **Earl Campbell** (Saints career: 1984-85)

### 1995

President/GM **Jim Finks** (Saints career: 1986-93)

### 2003

Coach **Hank Stram** (Saints career: 1976-77)

### 2010

LB **Rickey Jackson** (Saints career: 1981-93)

### 2012

T **William Roaf** (Saints career: 1993-2001)

### 2016

QB **Ken Stabler** (Saints career: 1982-84)

## Major Awards

### 1972

K **Tom Dempsey:** *Pro Football Weekly/PFWA George Halas Award*

### 1977

QB **Archie Manning:** *Byron "Whizzer" White NFL Man of the Year (NFLPA)*

### 1978

QB **Archie Manning:** *NFC Most Valuable Player (UPI, Sporting News); NFC Player of the Year (UPI, Sporting News); UPI NFC Offensive MVP*

RB **Chuck Muncie:** *Pro Bowl MVP*

### 1981

RB **George Rogers:** *Rookie of the Year (Pro Football Weekly/PFWA, Sporting News); Offensive Rookie of the Year (AP, Pro Football Weekly/PFWA); UPI NFC Rookie of the Year*

### 1986

K **Morten Andersen:** *Pro Football Weekly/PFWA Golden Toe*

RB **Rueben Mayes:** *Rookie of the Year (Pro Football Weekly/PFWA, Sporting News, Newspaper Enterprise Assoc.); Offensive Rookie of the Year (AP, Pro Football Weekly/PFWA)*

### 1987

General Manager **Jim Finks:** *Sporting News NFL Executive of the Year*  
 Head Coach **Jim Mora:** *Coach of the Year (AP, Pro Football Weekly/PFWA, Sporting News); NFC Coach of the Year (UPI, Pro Football Weekly/PFWA, Committee of 101 - Kansas City)*

### 1991

LB **Pat Swilling:** *Defensive Player of the Year (AP, Newspaper Enterprise Assoc., Football Digest), NFC Defensive Player of the Year (Committee of 101 - Kansas City)*

### 2000

DT **La'Roi Glover:** *NFL Alumni DL of the Year, Committee of 101 - Kansas City NFC Defensive Player of the Year*  
 Head Coach **Jim Haslett:** *Coach of the Year (AP, Pro Football Weekly/PFWA, Sports Illustrated, Football News, College & Pro Football Weekly, NFL Alumni, The Sports Network); Football Digest Rookie Coach of the Year; NFC Coach of the Year (USA Today, Committee of 101 - Kansas City)*  
 DE **Joe Johnson:** *Comeback Player of the Year (AP, Pro Football Weekly/PFWA)*  
 Offensive Coordinator **Mike McCarthy:** *USA Today NFC Assistant Coach of the Year*  
 General Manager **Randy Mueller:** *NFL*

*Executive of the Year (Sporting News, Pro Football Weekly/PFWA, Football Digest, The Sports Network)*

## 2002

G **LeCharles Bentley:** *Sports Illustrated Offensive Rookie of the Year*

RS **Michael Lewis:** *NFL Alumni Special Teams Player of the Year*

## 2006

Executive Vice President/General Manager

**Mickey Loomis:** *NFL Executive of the Year (Sporting News, Pro Football Weekly/Pro Football Writers of America)*

Head Coach **Sean Payton:** *NFL Coach of the Year (AP, Sporting News, Pro Football Weekly, Sports Illustrated, Maxwell Club, NFL Alumni), Committee of 101 - Kansas City NFC Coach of the Year*

QB **Drew Brees:** *Co-NFL Walter Payton Man of the Year, Sports Illustrated (Dr. Z) NFL Most Valuable Player, FedEx Air Player of the Year, Committee of 101 - Kansas City NFC Offensive Player of the Year, NFL Alumni QB of the Year*

## 2007

QB **Drew Brees:** *Pro Football Weekly/PFWA George Halas Award*

## 2008

QB **Drew Brees:** *NFL Offensive Player of the Year (AP, Sporting News), FedEx Air Player of the Year, Committee of 101 - Kansas City NFC Offensive Player of the Year*

## 2009

Head Coach **Sean Payton:** *NFL Coach of the Year (Maxwell Club, NFL Alumni), Committee of 101 - Kansas City NFC Coach of the Year*

QB **Drew Brees:** *NFL Player of the Year (Maxwell Club), NFL Alumni QB of the Year, FedEx Air Player of the Year, Sporting News Offensive Player of the Year, Committee of 101 - Kansas City NFC Offensive Player of the Year*

## 2010

QB **Drew Brees:** *Sports Illustrated Sportsman of the Year, AP 2010 Athlete of the Year, Pro Football Writers Association Good Guy Award*

## 2011

QB **Drew Brees:** *NFL Offensive Player of the Year (AP, Sporting News), FedEx Air Player of the Year, Byron "Whizzer" White NFL Man of the Year (NFLPA), Bart Starr Award*

## 2015

S **Steve Gleason:** *PFWA George Halas Award*

## All-Pro/All-Rookie Team

AP - Associated Press, CN - College & Pro Football Weekly, FD - Football Digest, FN - Football News, FW - Professional Football Writers of America, NE - Newspaper Enterprise Association, NY - New York Daily News, PFWA - Pro Football Writers of America, PW - Pro Football Weekly (1992-2012, choices combined with Pro Football Writers of America), SI - Sports Illustrated, SN - Sporting News, UP - United Press International, UW - USA Today/Sports Weekly

## 1967

CB **Dave Whitsell:** *SN All-Pro; All-NFL 2nd Team (AP, UP)*

## 1968

DE **Doug Atkins:** *SN All-Pro; All-Pro 2nd Team (AP, NE)*

## 1969

WR **Danny Abramowicz:** *All-Pro (SN, AP-tied); All-Pro 2nd Team (NY, UPI)*  
K **Tom Dempsey:** *SN All-Pro*

## 1970

P **Julian Fagan:** *All-NFC (AP, SN)*

## 1972

LB **Joe Federspiel:** *UP All-Rookie*

## 1978

TE **Henry Childs:** *UP All-NFC 2nd Team*  
QB **Archie Manning:** *All-NFC (UP, SN)*

## 1979

WR **Wes Chandler:** *NE All-Pro 2nd team, UP All-NFC 2nd team*  
TE **Henry Childs:** *PW All-NFC; UP All-NFC 2nd Team*

G **Conrad Dobler:** *UP All-NFC 2nd Team*

RB **Chuck Muncie:** *UP All-NFC 2nd Team*

S **Tommy Myers:** *PW All-Pro; All-NFC 1st Team (UP, PW)*

## 1980

T **Stan Brock:** *All-Rookie (UP, PW)*

KR **Rich Mauti:** *All-NFC (PW - specialist)*

## 1981

RB **George Rogers:** *All-Pro 1st Team (AP, SN); NE All-Pro 2nd Team; UP All-NFC*

## 1982

RB **George Rogers:** *UP All-NFC 2nd Team*

## 1983

S **Russell Gary:** *UP All-NFC*

LB **Rickey Jackson:** *PW All-NFC*

LB **Jim Kovach:** *UP All-NFC 2nd Team*

CB **Johnnie Poe:** *NE All-Pro 2nd Team; UP All-NFC*

## 1984

P **Brian Hansen:** *UP All-NFC 2nd Team*

LB **Rickey Jackson:** *All-Pro 2nd Team (AP, NE); All-NFC (UP, PW)*





# NFL HONORS



## 1985

**K Morten Andersen:** *SN All-Pro; AP All-Pro 2nd Team; UP All-NFC*  
**LB Rickey Jackson:** *AP All-Pro 2nd Team; UP All-NFC 2nd Team*

## 1986

**K Morten Andersen:** *All-Pro (AP, NE, FW, SN, PF/W); All-NFC (UP, PW)*  
**KR Mel Gray:** *All-Pro (SN - specialist)*  
**LB Rickey Jackson:** *AP All-Pro 2nd Team; UP All-NFC 2nd Team*  
**RB Ruben Mayes:** *UP All-NFC 2nd Team; All-Rookie (UP, PW)*

## 1987

**K Morten Andersen:** *All-Pro (AP, FW, NE, SN, PW); All-NFC (UPI, PW)*  
**S Gene Atkins:** *FW All-Rookie*  
**DE Bruce Clark:** *NE All-Pro 2nd Team*  
**G Brad Edelman:** *UPI All-NFC 2nd Team*  
**KR Mel Gray:** *All-Pro (FW, SN, PW - punt returner); All-NFC (PW - specialist)*  
**LB Rickey Jackson:** *All-Pro (NE, SN)*  
**LB Vaughan Johnson:** *All-NFC (UP, PW)*  
**DE Shawn Knight:** *FW All-Rookie*  
**RB Ruben Mayes:** *UP All-NFC*  
**LB Pat Swilling:** *UP All-NFC*  
**G Steve Trapilo:** *All-Rookie (FW, UP)*  
**CB Dave Waymer:** *All-Pro 2nd Team (AP); UP All-NFC*

## 1988

**K Morten Andersen:** *NE All-Pro 2nd Team; AP All-NFC*  
**LB Vaughan Johnson:** *NE All-Pro; All-NFC (UP, PW)*

## 1989

**RB Dalton Hilliard:** *All-Pro 2nd Team (AP, NE); All-NFC 2nd Team (UP)*  
**LB Vaughan Johnson:** *NE All-Pro; AP All-Pro 2nd Team; All-NFC (UP, PW)*  
**CB Robert Massey:** *All-Rookie (FW, CN, PW, FD)*  
**LB Pat Swilling:** *All-Pro 2nd Team (AP, NE); All-NFC 2nd Team (UP)*

## 1990

**LB Vaughan Johnson:** *NE All-Pro 2nd Team; UP All-NFC 2nd Team*  
**LB Pat Swilling:** *AP All-Pro 2nd Team; UP All-NFC 2nd Team*  
**LB Renaldo Turnbull:** *All-Rookie (FW, UP, CN, FD)*

## 1991

**LB Vaughan Johnson:** *UP All-NFC*  
**LB Sam Mills:** *All-Pro (FW, SN, PW); All-Pro 2nd Team (AP, NE); PW All-NFC PW*  
**LB Pat Swilling:** *All-Pro (AP, NE, FW, SN, PW); All-NFC (UP, PW)*  
**ST Bennie Thompson:** *PW - specialist All-NFC*

## 1992

**K Morten Andersen:** *All-Pro (FW, NE, PW); AP All-Pro 2nd Team; All-NFC (UP, PW)*  
**LB Rickey Jackson:** *All-Pro (FW, PW); All-Pro 2nd Team (AP, NE); All-NFC (UP, PW)*

**LB Vaughan Johnson:** *UP All-NFC*  
**G Derek Kennard:** *NE All-Pro 2nd Team*  
**DT Wayne Martin:** *NE All-Pro 2nd Team*  
**LB Sam Mills:** *All-Pro (PW/FW, SN); AP All-Pro 2nd Team; All-NFC (UP, PW)*  
**LB Pat Swilling:** *All-Pro (AP, SN)*

## 1993

**KR Tyrone Hughes:** *All-Pro (PW/FW - specialist; AP All-Pro 2nd Team; All-NFC (UP, PW); All-Rookie (PW/FW, UP, CN, FD))*  
**LB Rickey Jackson:** *SN All-Pro; AP All-Pro 2nd Team; All-NFC (UP, PW)*  
**T William Roaf:** *All-Rookie (PW/FW, UP, CN, FD)*  
**TE Irv Smith:** *All-Rookie (CN, FN)*  
**LB Renaldo Turnbull:** *AP All-Pro; UP All-NFC*

## 1994

**DE Joe Johnson:** *All-Rookie (FN, PW/FW, CN, UPI)*  
**T William Roaf:** *All-Pro (AP, PW/FW, SN, SI); All-NFC (UP, PW)*  
**LB Winfred Tubbs:** *FN All-Rookie*

## 1995

**CB Eric Allen:** *UP All-NFC 2nd Team*  
**LB Mark Fields:** *All-Rookie (PW/FW, CN)*  
**T William Roaf:** *All-Pro (AP, PW/FW, SN); All-NFC (UP, PW)*

## 1996

**T William Roaf:** *All-Pro (PW/FW, SN); AP All-Pro 2nd Team; PW All-NFC*

## 1997

**S Sammy Knight:** *All-Rookie (PW)*  
**T William Roaf:** *AP All-Pro 2nd Team; PW/FW All-NFC*  
**LB Winfred Tubbs:** *AP All-Pro 2nd Team*

## 1998

**DT La'Roi Glover:** *CN All-Pro; All-Pro 2nd Team (AP; UW); FN All-NFC*  
**TE Cameron Cleeland:** *All-Rookie (PW/FW, CN, FN, FD)*  
**G/T Kyle Turley:** *All-Rookie (PW/FW, FN, FD)*  
**T William Roaf:** *CN All-Pro 2nd team; FN All-NFC (Football News)*

## 1999

**T William Roaf:** *PW All-NFC*

## 2000

**DT La'Roi Glover:** *Unanimous All-Pro (PW/FW, AP, UW, SI, SN, CN, FD); All-NFC 1st Team (PW/FW, FN)*  
**DT Norman Hand:** *FD All-Pro 2nd Team*  
**DE Darren Howard:** *All-Rookie (PW/FW, FN)*  
**DE Joe Johnson:** *All-Pro 2nd Team (CN, FD); All-NFC (PW/FW, FN)*  
**LB Keith Mitchell:** *SI All-Pro, PW/FW All-NFC 1st Team*  
**T William Roaf:** *All-Pro (PW/FW, UW, SI, FD); All-Pro 2nd Team (AP, CN); PW/FW All-NFC 1st Team*  
**T Kyle Turley:** *AP All-Pro; All-Pro 2nd Team (CN, FD); FN 1st Team All-NFC*

## 2001

S **Sammy Knight**: *FD All-Pro; All-Pro 2nd Team (AP, CN)*

## 2002

G **LeCharles Bentley**: *All-Rookie (PW)*  
 KR **Michael Lewis**: *All-Pro (AP, CN, FD), PW/FW, SI, SN; All-NFC KR/PR (PW)*  
 ST **Fred McAfee**: *PW/FW All-Pro; FW All-Pro 2nd Team; PW All-NFC*  
 RB **Deuce McAllister**: *PW All-NFC*  
 CB **Fred Thomas**: *SI All-Pro*  
 WR **Donté Stallworth**: *PW All-Rookie Team*

## 2003

RB **Deuce McAllister**: *PW All-NFC*  
 DT **Johnathan Sullivan**: *PW All-Rookie*

## 2004

DE **Will Smith**: *PW All-Rookie*

## 2005

OT **Jammal Brown**: *PW All-Rookie*

## 2006

QB **Drew Brees**: *All-Pro (AP, PW/FW, SI, SN, UW); PW/NW All-NFC*  
 T **Jammal Brown**: *All-Pro (AP, PW/FW, SI, UW); PW/FW All-NFL & All-NFC*  
 RB **Reggie Bush**: *PW/FW All-Rookie*  
 FB **Mike Karney**: *AP All-Pro 2nd Team*

## 2008

QB **Drew Brees**: *All-Pro (SI, SN); AP All-Pro 2nd Team; PW/FW All-NFC*  
 PR **Reggie Bush**: *SN All-Pro*  
 DT **Sedrick Ellis**: *PW/FW All-Rookie*  
 G **Carl Nicks**: *PW/FW All-Rookie*

## 2009

QB **Drew Brees**: *SN All-Pro; AP All-Pro 2nd Team; PW/FW All-NFC*

G **Jahri Evans**: *All-Pro (AP, PW/FW, SI, SN, UW); PW/FW All-NFC*  
 S **Darren Sharper**: *All-Pro (AP, PW/FW, SI, SN, UW); PW/FW All-NFC*

## 2010

G **Jahri Evans**: *All-Pro (AP, PW/FW, SN); PW/FW All-NFC*  
 RB **Chris Ivory**: *All-Rookie (PW/FW, SN)*  
 S **Malcolm Jenkins**: *AP All-Pro 2nd Team*  
 G **Carl Nicks**: *AP All-Pro 2nd Team*  
 S **Darren Sharper**: *AP All-Pro 2nd Team*

## 2011

QB **Drew Brees**: *AP All-Pro 2nd Team*  
 G **Jahri Evans**: *All-Pro (AP, PW/FW, ESPN.com, SN); PW/FW All-NFC*  
 TE **Jimmy Graham**: *AP All-Pro 2nd Team; PW/FW All-NFC*  
 G **Carl Nicks**: *All-Pro (AP, ESPN.com, PW/FW, SI, SN); PW/FW All-NFC*

## 2012

G **Jahri Evans**: *All-Pro (AP, SN); PW/FW All-NFC*  
 P **Thomas Morstead**: *All-Pro (SI, SN, NFL.com); AP All-Pro 2nd Team*

## 2013

QB **Drew Brees**: *PFWA ALL-NFC*  
 G **Jahri Evans**: *AP second-team All-Pro*  
 TE **Jimmy Graham**: *All-Pro (AP 1st team, ESPN.com, the SI, SI); PFWA All-NFL and All-NFC*  
 T **Zach Strief**: *ESPN.com All-Pro*  
 S **Kenny Vaccaro**: *PFWA All-Rookie*

## 2015

LB **Stephone Anthony**: *PFWA All-Rookie*  
 T **Zach Strief**: *The MMQB All-Pro*

## Pro Bowl Selections

### 1967

CB **Dave Whitsell**

### 1968

DT **Dave Rowe**

### 1969

RB **Tony Baker**, K **Tom Dempsey**, G **Jake Kupp**, RB **Andy Livingston**

### 1978

QB **Archie Manning**

### 1979

WR **Wes Chandler**, TE **Henry Childs**, QB **Archie Manning** (2), RB **Chuck Muncie**, S **Tommy Myers**

### 1981

RB **George Rogers**

### 1982

RB **George Rogers** (2)

### 1983

LB **Rickey Jackson**

### 1984

DE **Bruce Clark**, P **Brian Hansen**, LB **Rickey Jackson** (2)

### 1985

K **Morten Andersen**, LB **Rickey Jackson** (3)

### 1986

K **Morten Andersen** (2), LB **Rickey Jackson** (4), RB **Rueben Mayes**\*

### 1987

K **Morten Andersen** (3), TE **Hoby Brenner**, G **Brad Edelman**, RB **Rueben Mayes** (2)\*, LB **Sam Mills**, CB **Dave Waymer**

### 1988

K **Morten Andersen** (4), WR **Eric Martin**, LB **Sam Mills** (2)



# NFL HONORS

**1989**

RB **Dalton Hilliard**, LB **Vaughan Johnson**, LB **Pat Swilling**

**1990**

K **Morten Andersen** (5), LB **Vaughan Johnson** (2), LB **Pat Swilling** (2)

**1991**

LB **Vaughan Johnson** (3), LB **Sam Mills** (3), LB **Pat Swilling** (3), ST **Bennie Thompson**

**1992**

K **Morten Andersen** (6), C **Joel Hilgenberg**, LB **Rickey Jackson** (5), LB **Vaughan Johnson** (4), LB **Sam Mills** (4), LB **Pat Swilling** (4)

**1993**

ST **Tyrone Hughes**, LB **Rickey Jackson** (6), LB **Renaldo Turnbull**

**1994**

DE **Wayne Martin**, T **William Roaf**

**1995**

CB **Eric Allen**, T **William Roaf** (2)

**1996**

T **William Roaf** (3)

**1997**

T **William Roaf** (4)

**1998**

T **William Roaf** (5)\*, DE **Joe Johnson**

**1999**

T **William Roaf** (6)

**2000**

LB **Mark Fields**, DT **La'Roi Glover**, WR **Joe Horn**, DE **Joe Johnson** (2), LB **Keith Mitchell**, T **William Roaf** (7)

**2001**

WR **Joe Horn** (2), DT **La'Roi Glover** (2), S **Sammy Knight**

**2002**

WR **Joe Horn** (3), KR **Michael Lewis**, ST **Fred McAfee**, RB **Deuce McAllister**

**2003**

RB **Deuce McAllister**\* (2), G **LeCharles Bentley**\*

**2004**

P **Mitch Berger**, WR **Joe Horn** (4)

**2005**

C **LeCharles Bentley** (2)

**2006**

QB **Drew Brees**, T **Jammal Brown**\*, DE **Will Smith**

**2008**

QB **Drew Brees** (2), T **Jammal Brown** (2)

**2009\*\***

QB **Drew Brees** (3), G **Jahri Evans**, C **Jonathan Goodwin**, S **Roman Harper**, S **Darren Sharper**, T **Jon Stinchcomb**, LB **Jonathan Vilma**

**2010**

QB **Drew Brees** (4), G **Jahri Evans** (2), S **Roman Harper** (2), G **Carl Nicks**, LB **Jonathan Vilma** (2)

**2011**

QB **Drew Brees** (5), T **Jermon Bushrod**, G **Jahri Evans** (3), TE **Jimmy Graham**, G **Carl Nicks** (2)

**2012**

QB **Drew Brees** (6), T **Jermon Bushrod** (2), G **Jahri Evans** (4), P **Thomas Morstead**

**2013**

QB **Drew Brees** (7), G **Jahri Evans** (5), TE **Jimmy Graham** (3), G **Ben Grubbs**, DE **Cameron Jordan**

**2014**

QB **Drew Brees** (8), G **Jahri Evans**\* (6), TE **Jimmy Graham** (2), RB **Mark Ingram**

**2015**

DE **Cameron Jordan** (2)

\* - injured, did not play

\*\* - Super Bowl participant, players did not play  
( ) - number of multiple selections to squad as a Saint

## NFC Players of the Month (Awarded Since 1986)

**1988**

Sept.: LB **Rickey Jackson** (Defense)

**1989**

Oct.: QB **Bobby Hebert** (Offense)

**1990**

Dec.: LB **Rickey Jackson** (Defense, 2)

**1991**

Sept.: LB **Sam Mills** (Defense)

**1993**

Sept.: LB **Renaldo Turnbull** (Defense)

**1994**

Oct.: KR-PR **Tyrone Hughes** (Special Teams)

**1997**

Nov.: K **Doug Brien** (Special Teams)

**2000**

Oct.: DT **La'Roi Glover** (Defense)

**2001**

Oct.: RB **Ricky Williams** (Offense); Oct.: K **John Carney** (Special Teams)

**2002**

Oct.: RB **Deuce McAllister** (Offense)



# NFL HONORS

## 2006

**Sept.:** K **John Carney** (Special Teams, 2)

## 2008

**Sept.:** QB **Drew Brees** (Offense)

## 2009

**Sept.:** QB **Drew Brees** (Offense, 2); **Oct.:** S **Darren Sharper** (Defense)

## 2010

**Sept.:** KR-ST **Courtney Roby** (Special Teams)

## 2011

**Dec./Jan.:** QB **Drew Brees** (Offense, 3)

## 2013

**Sept.:** TE **Jimmy Graham** (Offense)

## 2014

**Oct.:** K **Shayne Graham** (Special Teams)

( ) - number of multiple selections to honor as a Saint

## NFC Rookie of the Month (Awarded Since 1986)

### 2000

**Sept.:** DE **Darren Howard** (Defense); **Dec.:** DE **Darren Howard** (Defense, 2)

( ) - number of multiple selections to honor as a Saint

### 2006

**Oct.:** WR **Marques Colston** (Offense); **Dec.:** RB **Reggie Bush** (Offense)

## NFC Players of the Week (Awarded Since 1984)

### 1984

**Week 11:** DE **Jim Wilks** (Defense); **Week 12:** DT **Bruce Clark** (Defense)

**P Tommy Barnhardt** (Special Teams); **Week 3:** LB **Renaldo Turnbull** (Defense); **Week 4:** K **Morten Andersen** (Special Teams); **Week 4:** LB **Vaughan Johnson** (Defense); **Week 13:** KR **Tyrone Hughes** (Special Teams)

### 1985

**Week 3:** QB **Dave Wilson** (Offense)

### 1986

**Week 7:** RB **Rueben Mayes** (Offense); **Week 9:** LB **Rickey Jackson** (Defense); **Week 10:** DE **Bruce Clark** (Defense, 2)

### 1994

**Week 3:** LB **Darion Conner** (Defense); **Week 5:** LB **James Williams** (Defense); **Week 8:** KR/PR **Tyrone Hughes** (Special Teams, 2); **Week 15:** K **Morten Andersen** (Special Teams, 2); **Week 17:** P **Tommy Barnhardt** (Special Teams, 2)

### 1987

**Week 9:** RB **Dalton Hilliard** (Offense); **Week 11:** DE **Jim Wilks** (Defense, 2); **Week 14:** QB **Bobby Hebert** (Offense); **Week 15:** LB **Rickey Jackson** (Defense, 2)

### 1995

**Week 9:** KR/PR **Tyrone Hughes** (Special Teams, 3); **Week 10:** K **Doug Brien** (Special Teams)

### 1988

**Week 8:** LB **Rickey Jackson** (Defense, 3); **Week 12:** QB **Bobby Hebert** (Offense, 2)

### 1996

**Week 16:** DT **Wayne Martin** (Defense, 2)

### 1989

**Week 7:** RB **Dalton Hilliard** (Offense, 2); **Week 8:** LB **Pat Swilling** (Defense); **Week 11:** LB **Pat Swilling** (Defense, 2)

### 1997

**Week 4:** DT **Wayne Martin** (Defense, 3); **Week 12:** S **Chris Hewitt** (Special Teams); **Week 14:** K **Doug Brien** (Special Teams, 2); **Week 16:** P **Mark Royals** (Special Teams)

### 1990

**Week 10:** RB **Craig Heyward** (Offense)

### 1998

**Week 4:** LB **Mark Fields** (Defense); **Week 8:** P **Mark Royals** (Special Teams, 2); **Week 14:** DT **La'Roi Glover** (Defense)

### 1991

**Week 5:** LB **Rickey Jackson** (Defense, 4); **Week 10:** LB **Pat Swilling** (Defense, 3); **Week 16:** QB **Bobby Hebert** (Offense, 3); **Week 17:** S **Gene Atkins** (Defense)

### 1999

**Week 16:** CB **Fred Weary** (Defense)

### 1992

**Week 6:** LB **Rickey Jackson** (Defense, 5); **Week 14:** DE **Wayne Martin** (Defense)

### 2000

**Week 6:** DT **La'Roi Glover** (Defense, 2); **Week 7:** DT **La'Roi Glover** (Defense, 3); **Week 9:** LB **Keith Mitchell** (Defense); **Week 10:** QB **Jeff Blake** (Offense); **Week 11:** LB **Keith Mitchell** (Defense, 2); **Week 13:** DT **La'Roi Glover** (Defense, 4)

### 1993

**Week 2:** QB **Wade Wilson** (Offense); **Week 3:**



# NFL HONORS

## 2001

**Week 1:** S **Sammy Knight** (Defense); **Week 4:** RB **Ricky Williams** (Offense); **Week 4:** K **John Carney** (Special Teams); **Week 7:** S **Sammy Knight** (Defense, 2); **Week 7:** K **John Carney** (Special Teams, 2)

## 2002

**Week 1:** RB **Fred McAfee** (Special Teams); **Week 6:** WR **Michael Lewis** (Special Teams), DE **Darren Howard** (Defense); **Week 7:** QB **Aaron Brooks** (Offense), **Week 10:** S **Steve Gleason** (Special Teams).

## 2003

**Week 7:** QB **Aaron Brooks** (Offense, 2); **Week 9:** DE **Willie Whitehead** (Defense); **Week 13:** RB **Deuce McAllister** (Offense); **Week 15:** QB **Aaron Brooks** (Offense, 3)

## 2004

**Week 3:** K **John Carney** (Special Teams, 3); **Week 14:** P **Mitch Berger** (Special Teams); **Week 15:** RB **Aaron Stecker** (Special Teams); **Week 16:** WR **Michael Lewis** (Special Teams, 2); **Week 17:** DE **Tony Bryant** (Special Teams)

## 2005

**Week 1:** K **John Carney** (Special Teams, 4); **Week 4:** DE **Darren Howard** (Defense, 2)

## 2006

**Week 3:** LB **Scott Fujita** (Defense); **Week 5:** RB **Reggie Bush** (Special Teams); **Week 9:** QB **Drew Brees** (Offense); **Week 13:** RB **Reggie Bush** (Offense); **Week 14:** QB **Drew Brees** (Offense, 2)

## 2007

**Week 8:** QB **Drew Brees** (Offense, 3); **Week 15:** QB **Drew Brees** (Offense, 4)

## 2008

**Week 5:** RB **Reggie Bush** (Special Teams, 2); **Week 6:** QB **Drew Brees** (Offense, 5); **Week 8:** QB **Drew Brees** (Offense, 6); **Week 12:** QB **Drew Brees** (Offense, 7)

## 2009

**Week 1:** QB **Drew Brees** (Offense, 8); **Week 4:** S **Darren Sharper** (Defense); **Week 6:** QB **Drew Brees** (Offense, 9); **Week 9:** DL **Anthony Hargrove** (Defense); **Week 11:** P **Thomas Morstead** (Special Teams); **Week 12:** QB **Drew Brees** (Offense, 10); **Week 17:** P **Thomas Morstead** (Special Teams, 2)

## 2010

**Week 2:** K **Garrett Hartley** (Special Teams); **Week 12:** S **Malcolm Jenkins** (Defense); **Week 14:** S **Malcolm Jenkins** (Defense, 2)

## 2011

**Week 2:** S **Roman Harper** (Defense); **Week 7:** QB **Drew Brees** (Offense, 11); **Week 10:** S **Roman Harper** (Defense, 2); **Week 12:** QB **Drew Brees** (Offense, 12); **Week 16:** QB **Drew Brees** (Offense, 13)

## 2012

**Week 5:** QB **Drew Brees** (Offense, 14); **Week 10:** TE **Jimmy Graham** (Offense)

## 2013

**Week 3:** TE **Jimmy Graham** (Offense, 2); **Week 4:** QB **Drew Brees** (Offense, 15); **Week 10:** QB **Drew Brees** (Offense, 16); **Week 17:** QB **Drew Brees** (Offense, 17)


## 2014

**Week 9:** OLB **Junior Galette** (Defense); **Week 13:** QB **Drew Brees** (Offense, 18)

## 2015

**Week 4:** QB **Drew Brees** (Offense, 19); **Week 6:** LB **Michael Mauti** (Special Teams); **Week 8:** QB **Drew Brees** (Offense, 20)

( ) - number of multiple selections to honor as a Saint



# NFL DRAFT HISTORY

## 1967 Expansion Draft

*Held Feb. 10, 1967*

In what became the foundation of New Orleans' first team, the Saints selected 42 players in an expansion draft, using the same procedures as in the formation of the Atlanta Falcons in 1966. The Falcons were exempted from the expansion draft in 1967, thus leaving 14 teams from whom the Saints selected players. The procedures that were in place for the Saints were as follows: Each of the other 14 NFL teams froze 29 players from its 40-man roster, leaving 11 players available to be selected. The Saints chose one player from those 11 remaining on each team. Then, each team froze two additional players, leaving eight on each list, from which the Saints chose two more.

Tom Barrington, rb	Ohio State (from Washington)
Jim Battle, t	Southern (from Cleveland)
Charlie Bradshaw, t	Baylor (from Pittsburgh)
Jackie Burkett, lb	Auburn (from Baltimore Colts)
Dave Cahill, dt	Arizona State (from Philadelphia)
Bill Cody, lb	Auburn (from Detroit)
Don Croftcheck, g	Indiana (from Washington)
Bill Curry, c	Georgia Tech (from Green Bay)
Ted Davis, lb	Georgia Tech (from Baltimore Colts)
Jim Garcia, de	Cal State-Chico (from N.Y. Giants)
Tom Hall, wr	Minnesota (from Minnesota)
Steve Heckard, wr	Davidson (from L.A. Rams)
Jimmy Heidel, db	Mississippi (from St. Louis Cardinals)
Paul Hornung, rb	Notre Dame (from Green Bay)
Billy Kilmer, qb	UCLA (from San Francisco)
Elbert Kimbrough, db	Northwestern (from San Francisco)
Kent Kramer, te	Minnesota (from San Francisco)
Jake Kupp, g	Washington (from Washington)
Earl Leggett, dt	Louisiana State (from L.A. Rams)
Obert Logan, db	Trinity (Texas) (from Dallas)
Riley Mattson, t	Oregon (from Chicago)
John Morrow, c	Michigan (from Cleveland)
Ray Ogden, te	Alabama (from St. Louis Cardinals)
Ray Rissmiller, t	Georgia (from Philadelphia)
Walt Roberts, wr	San Jose State (from Cleveland)
George Rose, db	Auburn (from Minnesota)
Bill Sandeman, t	Pacific (from Dallas)
Bob Scholtz, t	Notre Dame (from N.Y. Giants)
Brian Schweda, de	Kansas (from Chicago)
Dave Simmons, lb	Georgia Tech (from St. Louis Cardinals)
Jerry Simmons, wr	Bethune-Cookman (from Pittsburgh)
Bob Smith, rb	North Texas State (from Pittsburgh)
Bobby Lee Smith, db	UCLA (from Detroit)
Larry Stephens, dt	Texas (from Dallas)
Steve Stonebreaker, lb	Detroit (from Baltimore Colts)
Mike Tilleman, dt	Montana (from Minnesota)
Phil Vandersea, lb	Massachusetts (from Green Bay)
Willie Walker, wr	Tennessee State (from Detroit)
Joe Wendryhoski, g	Illinois (from L.A. Rams)
Dave Whitsell, db	Indiana (from Chicago)
Fred Whittingham, lb	Cal Poly-San Luis Obispo (from Philadelphia)
Gary Wood, qb	Cornell (from N.Y. Giants)

## 1967 Draft

*Held March 14, 1967*

The first combined AFL-NFL draft was held in 1967. A player's overall order of selection is designated by a number after his position. In 1967, the expansion New Orleans Saints received the first and last choices in each round and an additional choice at the end of the 2nd, 3rd and 4th rounds.

1a.	traded to Baltimore
1b.	Leslie Kelley, fb (26) Alabama
2a.	James (Bo) Burris, s (27) Houston
2b.	John Gilliam, rb (52) South Carolina State
2c.	David Rowe, de (53) Penn State
3a.	traded to Baltimore
3b.	Del Williams, g (79) Florida State
3c.	Ben Hart, wr (80) Oklahoma
4a.	Ron Widby, p (81) Tennessee
4b.	Bill Carr, c (106) Florida
4c.	Tom Stangle, t (107) Dayton

5a.	Don McCall, rb (108) Southern California
5b.	John Douglas, cb (133) Texas Southern
6a.	George Harvey, g (134) Kansas
6b.	Charles (Bo) Wood, lb (159) North Carolina
7a.	Gary Hertzog, g (160) Williamette
7b.	Bob McKelvey, lb (185) Northwestern
8a.	Sam Harris, te (186) Colorado
8b.	Barry Siler, lb (211) Albion
9a.	Tim Lavens, te (212) Idaho
9b.	Eugene Ross, cb (237) Oklahoma
10a.	Charles Brown, rb (238) Missouri
10b.	Roosevelt Robertson, te (263) North Carolina College
11a.	Jim Benson, g (264) Florida
11b.	Bernard Corbin, cb (288) Alabama A&M
12a.	Ronnie Pack, g (289) Texas Tech
12b.	John Robinson, wr (315) Tennessee A&I
13a.	Bill Stetz, lb (316) Boston College
13b.	Gary Grossnickel, s (341) Missouri
14a.	Jim Hester, te (342) North Carolina
14b.	George Stetter, cb (367) Virginia
15a.	John Snow, dt (368) Wake Forest
15b.	Darrell Johnson, rb (393) Lamar
16a.	Marcus Rhoden, wr (394) Mississippi State
16b.	Bruce Cortez, cb (419) Parsons College
17a.	Dan Abramowitz, wr (420) Xavier (Ohio)
17b.	Billy Bob Stewart, lb (438) Southern Methodist (choice acquired from Baltimore)
17c.	Jimmy Walker, s (445) Providence



WR Danny Abramowicz

## 1968 Draft

*Held January 30-31, 1968*

1a.	traded to Green Bay
1b.	Kevin Hardy, de (7) Notre Dame (choice acquired from Minnesota)
2.	choice to Los Angeles for joining scouting combine
3.	Dave Szmakowski, wr (59) West Texas State
4a.	Willie Crittendon, dt (85) Tulsa
4b.	Dan Sartin, g (103) Mississippi
5.	Ronnie Lee South, qb (115) Arkansas
6.	traded to San Francisco
7a.	Ray Phillips, g (169) Michigan (choice acquired from Detroit)
7b.	Eugene Howard, cb (175) Langston
8.	Dick Swatland, g (195) Notre Dame
9.	Joe Blake, g (223) Tulsa
10.	Doug Robinson, s (254) Iowa State
11.	Bennie Blocker, rb (276) South Carolina State
12.	John Beck, cb (303) San Diego State
13.	Kayo Trepanier, t (331) Montana State
14.	Herbert Covington, rb (359) Memphis State
15.	Wilmer Cooks, rb (384) Colorado
16.	Elie Ghattas, g (411) Ball State
17.	Jim Ferguson, lb (439) Southern California

## 1969 Draft

*Held January 28-29, 1969*

1a.	traded to San Francisco
1b.	John Shinnars, g (17) Xavier (Ohio) (choice acquired from Minnesota)

# NFL DRAFT HISTORY

- 2a. traded to Baltimore
- 2b. Richard Neal, de (45) ..... Southern (choice acquired from St. Louis)
3. traded to Detroit
- 4a. Dennis Hale, s (85) ..... Minnesota
- 4b. Bob Hudspeth, t (102) ..... Southern Illinois (choice acquired from Dallas)
- 5a. Tony Kyasky, s (111) ..... Syracuse
- 5b. Keith Christensen, t (117) ..... Kansas (choice acquired from N.Y. Giants)
6. Bob Miller, te (138) ..... Southern California
7. traded to Baltimore
8. Jim Lawrence, wr (189) ..... Southern California
9. Joe Owens, lb (215) ..... Alcorn State
10. McKinley Reynolds, rb (241) ..... Hawaii
11. Tommy Morel, wr (267) ..... Louisiana State
12. Tom Broadhead, rb (293) ..... Santa Barbara State
13. Joe Robillard, cb (319) ..... Linfield (Oregon)
14. Gary Loyd, p (345) ..... California Lutheran
15. Bill Waller, wr (371) ..... Xavier (Ohio)
16. Edd Hargett, qb (397) ..... Texas A&M
17. Chico Kurzawski, s (423) ..... Northwestern

12. Ron Gathright, cb (288) ..... Morehead State
13. Don Burchfield, te (314) ..... Ball State
14. Bobby Scott, qb (340) ..... Tennessee
15. Bart Graves, de (366) ..... Tulane
16. Craig Robinson, t (392) ..... Houston
17. Hermann Eban, wr (428) ..... Oklahoma State (choice acquired from Washington)



QB Archie Manning

## 1970 Draft

*Held January 27-28, 1970*

1. Ken Burrough, wr (10) ..... Texas Southern
2. traded to Cleveland
3. Clovis Swinney, de (62) ..... Arkansas State
4. Delles Howell, cb (88) ..... Grambling
- 5a. Glenn Cannon, s (106) ..... Mississippi (choice acquired from Chicago)
- 5b. traded to Washington
- 5c. Steve Ramsey, qb (126) ..... North Texas State (choice acquired from Los Angeles)
6. Mel Easley, cb (140) ..... Oregon State
7. Lon Woodard, de (166) ..... San Diego State
8. Lawrence Estes, de (192) ..... Alcorn State
9. Jim Otis, rb (218) ..... Ohio State
10. Jim Brumfield, rb (244) ..... Indiana State
11. Gary Klahr, lb (270) ..... Arizona
12. Willie Davenport, cb (296) ..... Southern
13. Ralph Miller, te (322) ..... Alabama State (selection was declared ineligible by NFL)
14. Doug Sutherland, de (348) ..... Wisconsin-Superior
15. Jim Vest, de (374) ..... Washington State
16. Cliff Gasper, dt (400) ..... Grambling
17. Doug Wyatt, s (426) ..... Tulsa

## 1971 Draft

*Held January 28-29, 1971*

1. Archie Manning, qb (2) ..... Mississippi
- 2a. traded to Chicago
- 2b. Sam Holden, t (31) ..... Grambling (choice acquired from Houston)
3. Bivian Lee, cb (54) ..... Prairie View A&M
- 4a. traded to Dallas
- 4b. Carlos Bell, te (82) ..... Houston
- 4c. Wimpy Winther, c (88) ..... Mississippi (choice acquired from Washington)
- 4d. D'artagnan Martin, cb (91) ..... Kentucky State
- 4e. Don Morrison, t (98) ..... Texas-Arlington
5. traded to Pittsburgh
6. Don Morehead, rb (132) ..... Michigan
- 7a. Larry DiNardo, g (158) ..... Notre Dame
- 7b. Bob Newland, wr (172) ..... Oregon (choice acquired from Kansas City)
- 8a. traded to Pittsburgh
- 8b. James Elder, cb (194) ..... Southern (choice acquired from Washington)
- 8c. Bob Gresham, rb (201) ..... West Virginia (choice acquired from Oakland)
9. Tom Williams, s (210) ..... Williamette
10. Rocky Pamplin, rb (239) ..... Hawaii (choice acquired from Philadelphia)
11. Bob Pollard, de (262) ..... Weber State

## 1972 Draft

*Held February 1-2, 1972*

1. Royce Smith, g (8) ..... Georgia
- 2a. Willie Hall, lb (31) ..... Southern California (choice acquired from Houston)
- 2b. traded to Oakland
- 3a. Bob Kuziel, c (60) ..... Pittsburgh
- 3b. Tom Myers, s (74) ..... Syracuse (choice from Baltimore through Oakland)
- 4a. Mike Crangle, de (85) ..... Tennessee-Martin
- 4b. Joe Federspiel, lb (99) ..... Kentucky (choice acquired from Washington through L.A. Rams & Philadelphia)
- 4c. Mike Coleman, de (101) ..... Knoxville College (choice acquired from Kansas City)
- 5a. Bill Butler, rb (111) ..... Kansas State (choice acquired from Green Bay)
- 5b. Carl Johnson, t (112) ..... Nebraska
- 5c. Bob Davies, s (126) ..... South Carolina (choice acquired from Baltimore)
- 6a. Wayne Dorton, g (137) ..... Arkansas State
- 6b. Curt Watson, rb (150) ..... Tennessee (choice acquired from Oakland)
7. Ernie Jackson, cb (164) ..... Duke
8. Ron Vinson, wr (189) ..... Abilene Christian
9. Kent Bransletter, dt (216) ..... Houston
10. Andy Kupp, g (241) ..... Idaho
11. Paul Dongieux, lb (267) ..... Mississippi
12. Steve Lockhart, te (293) ..... Arkansas State
13. Cephus Weatherspoon, wr (320) ..... Fort Lewis
14. Steve Barrios, wr (345) ..... Tulane
15. Rusty Lachaussee, qb (372) ..... Tulane
16. Joe Balthrop, g (397) ..... Tennessee
17. Dick Graham, wr (424) ..... Oklahoma State

## 1973 Draft

*Held January 30-31, 1973*

1. traded to Baltimore
- 2a. Derland Moore, de (29) ..... Oklahoma
- 2b. Steve Baumgartner, de (51) ..... Purdue (choice acquired from Washington through N.Y. Jets)
- 3a. traded to Washington
- 3b. Pete Van Valkenburg, rb (66) ..... Brigham Young (choice acquired from N.Y. Jets)
- 4a. traded to Detroit
- 4b. Jim Merlo, lb (86) ..... Stanford (choice acquired from Baltimore)
5. traded to Denver



# NFL DRAFT HISTORY

- 6a. traded to Washington
- 6b. Marty Shuford, rb (134) ..... Arizona  
(choice from New England)
7. Billy Cahill, s (158) ..... Washington
- 8a. Bob Peterson, g (185) ..... Utah
- 8b. Doug Winslow, wr (207) ..... Drake  
(choice acquired from Washington)
9. Mike Fink, cb (210) ..... Missouri
10. Jeff Horsley, rb (237) ..... North Carolina Central
11. James Owens, rb (262) ..... Auburn
12. Paul Omdorff, te (289) ..... Tampa
13. Richard Watkins, dt (314) ..... Weber State
14. Paul Fersen, t (341) ..... Georgia
15. Mike Evenson, c (366) ..... North Dakota State
16. Howard Stevens, rb (392) ..... Louisville
17. Bobby Garner, te (418) ..... Winston-Salem State

## 1974 Draft

*Held January 29-30, 1974*

1. Rick Middleton, lb (13) ..... Ohio State  
(swapped #1 choices from Detroit)
2. Paul Seal, te (36) ..... Michigan
3. traded to Cincinnati
- 4a. traded to Minnesota
- 4b. Rod McNeil, rb (88) ..... Southern California  
(choice acquired from San Francisco)
- 5a. Joel Parker, wr (113) ..... Florida  
(choice acquired from San Francisco)
- 5b. traded to Cincinnati
- 5c. Terry Schmidt, cb (121) ..... Ball State  
(choice acquired from Atlanta)
6. traded to Detroit
7. traded to Miami
- 8a. traded to N.Y. Jets
- 8b. Alvin Maxson, rb (201) ..... Southern Methodist  
(choice acquired from Oakland)
9. Phil LaPorta, t (217) ..... Penn State
- 10a. Frosty Anderson, wr (235) ..... Nebraska  
(choice acquired from Houston)
- 10b. Tommy Thibodeaux, g (242) ..... Tulane
11. Kent Merritt, wr (270) ..... Virginia
12. James Buckmon, de (295) ..... Pittsburgh
13. Mike Truax, lb (320) ..... Tulane
14. Kent Marshall, s (348) ..... Texas Christian
15. Larry Cipa, qb (373) ..... Michigan
16. Don Coleman, lb (398) ..... Michigan
17. Marvin Williams, wr (426) ..... Western Illinois

## 1975 Draft

*Held January 28-29, 1975*

- 1a. Larry Burton, wr (7) ..... Purdue
- 1b. Kurt Schumacher, g (12) ..... Ohio State  
(choice acquired from N.Y. Jets for Billy Newsome)
2. Lee Gross, c (32) ..... Auburn
- 3a. Andrew Jones, rb (60) ..... Washington State
- 3b. Elois Grooms, de (63) ..... Tennessee Tech  
(choice acquired from Detroit through Minnesota)
- 4a. traded to San Francisco
- 4b. John Starkebaum, s (92) ..... Nebraska  
(choice acquired from Philadelphia)
- 4c. Charles Hall, de (99) ..... Tulane  
(choice acquired from St. Louis)
5. traded to Chicago
- 6a. traded to Detroit
- 6b. Mike Lemon, lb (149) ..... Kansas  
(choice acquired from Buffalo)
7. Steve Rogers, rb (163) ..... Louisiana State  
traded to St. Louis
8. Mike Strachan, rb (216) ..... Iowa State
9. Chuck Heater, rb (241) ..... Michigan
11. Danny Lee, p (266) ..... NE Louisiana
12. Ron Gustafson, wr (294) ..... North Dakota State
13. Jim Upchurch, rb (319) ..... Arizona
14. Randy Rhino, cb (343) ..... Georgia Tech

15. Grant Burget, rb (372) ..... Oklahoma
16. Mike McDonald, lb (397) ..... Catawba
17. Greg Westbrooks, lb (422) ..... Colorado

## 1976 Draft

*Held April 8-9, 1976*

1. Chuck Muncie, rb (3) ..... California
2. Tony Galbreath, rb (32) ..... Missouri
- 3a. traded to San Francisco
- 3b. Bob Simmons, t (77) ..... Texas  
(choice acquired from Washington through San Diego)
4. Tinker Owens, wr (95) ..... Oklahoma
5. Scott Parrish, t (127) ..... Utah State
6. Terry Stieve, g (160) ..... Wisconsin  
traded to Miami
- 7a. Ed Bauer, g (201) ..... Notre Dame  
(choice acquired from Baltimore through Chicago & Oakland)
8. Craig Cassady, s (213) ..... Ohio State
9. Warren Peiffer, dt (240) ..... Iowa
10. Junior Hardin, lb (269) ..... Eastern Kentucky
11. Greg Kokal, qb (294) ..... Kent State
12. Milton Butts, t (323) ..... North Carolina State
13. Kenny Downing, s (350) ..... Missouri
14. Rich Hucce, de (379) ..... Western Montana
15. Steve Seminoff, dt (406) ..... Wichita State
16. Gene Jones, t (435) ..... Bowling Green
17. Scott MacDonald, te (462) ..... West Virginia

## 1977 Draft

*Held May 3-4, 1977*

1. Joe Campbell, de (7) ..... Maryland
2. Mike Fultz, dt (34) ..... Nebraska
3. Robert Watts, lb (64) ..... Boston College  
traded to L.A. Rams for lb Ken Bordenol
- 5a. Dave Lafary, t (118) ..... Purdue
- 5b. Dave Hubbard, t (136) ..... Brigham Young  
(choice acquired from Baltimore)
- 6a. Cliff Parsley, p (147) ..... Oklahoma State
- 6b. Tom Schick, g (162) ..... Maryland  
(choice acquired from L.A. Rams)
7. Greg Boykin, rb (174) ..... Northwestern
8. Jimmy Stewart, s (201) ..... Tulsa
9. Dave Knowles, k (231) ..... Indiana
10. Rafael Septien, k (258) ..... SW Louisiana
11. John Blain, t (285) ..... San Jose State
12. Oakley Dalton, dt (315) ..... Jackson State

## 1978 Draft

*Held May 2-3, 1978*

1. Wes Chandler, wr (3) ..... Florida
2. James Taylor, t (33) ..... Missouri
3. Barry Bennett, dt (60) ..... Concordia (Minn.)
4. Don Schwartz, s (87) ..... Washington State
5. Eric Felton, cb (115) ..... Texas Tech
- 6a. Mike Rieker, qb (141) ..... Lehigh
- 6b. Francis Chesley, lb (157) ..... Wyoming  
(choice acquired from Washington through Houston)
7. traded to N.Y. Jets for de Richard Neal
8. Brooks Williams, te (199) ..... North Carolina
9. Richard Carter, cb (226) ..... North Carolina State
10. traded to N.Y. Giants for lb Pat Hughes
- 11a. Nathan Besaint, dt (283) ..... Southern
- 11b. David Riley, rb (285) ..... West Virginia  
(choice acquired from Seattle)
12. Larry Hardy, te (309) ..... Jackson State



# NFL DRAFT HISTORY

## 1979 Draft

*Held May 3-4, 1979*

- Russell Exleben, k-p (11) ..... Texas
- Reggie Mathis, lb (38) ..... Oklahoma  
traded to Miami as compensation for signing  
de Don Reese
- Jim Kovach, lb (93) ..... Kentucky
- Harlan Huckleby, rb (120) ..... Michigan
- Ricky Ray, cb (146) ..... Norfolk State
- Stan Sysma, lb (176) ..... Minnesota
- Doug Panfil, g (202) ..... Tulsa  
traded to Kansas City for dt Keith Simons
- traded to Oakland for lb Floyd Rice
- David Hall, wr (285) ..... Missouri-Rolla
- Kelsey Finch, rb (311) ..... Tennessee

## 1980 Draft

*Held April 29-30, 1980*

- Stan Brock, t (12) ..... Colorado
- David Waymer, cb (41) ..... Notre Dame  
traded to Minnesota for T Steve Riley
- Mike Jolly, cb (96) ..... Michigan  
traded to Minnesota for T Steve Riley
- Lester Boyd, lb (150) ..... Kentucky
- Mike Morucci, rb (177) ..... Bloomsburg State
- Chuck Evans, lb (206) ..... Stanford
- Frank Mordica, rb (233) ..... Vanderbilt
- Tanya Webb, de (262) ..... Michigan State
- George Woodard, rb (289) ..... Texas A&M
- Kiser Lewis, lb (318) ..... Florida A&M



**T Stan Brock**

## 1981 Draft

*Held April 28-29, 1981*

- George Rogers, rb (1) ..... South Carolina
- Dave Wilson, qb ..... Illinois  
(Supplemental '81 draft choice)
- Russell Gary, s (29) ..... Nebraska
- Rickey Jackson, lb (51) ..... Pittsburgh  
(choice acquired from San Diego)
- Frank Warren, de (57) ..... Auburn
- Hoby Brenner, te (71) ..... Southern California  
(choice acquired from Minnesota)
- traded to Miami for qb Guy Benjamin
- Louis Oubre, g (112) ..... Oklahoma
- Jerry Boyarsky, nt (128) ..... Pittsburgh  
(choice acquired from Minnesota)
- Nat Hudson, g (139) ..... Georgia
- Johnnie Poe, cb (144) ..... Missouri  
(choice acquired from Tampa Bay)
- Glen Redd, lb (166) ..... Brigham Young  
(choice acquired from Oakland)
- Kevin Williams, wr (167) ..... Southern California

- traded to New England for g Sam Adams
- Gene Gladys, lb (214) ..... Penn State  
(choice acquired from Buffalo)
- Kevin Evans, s (215) ..... Arkansas  
(choice acquired from San Diego)
- Toussaint Tyler, rb (222) ..... Washington
- Hokie Gajan, rb (249) ..... Louisiana State
- Lester Mickens, wr (277) ..... Kansas
- Jim Wilks, dt (305) ..... San Diego State

## 1982 Draft

*Held April 27-28, 1982*

- choice exercised in 1981 supplemental draft for qb  
Dave Wilson
- Lindsay Scott, wr (13) ..... Georgia  
(choice acquired from Green Bay through San Diego)
- Brad Edelman, c (30) ..... Missouri
- Rodney Lewis, cb (58) ..... Nebraska
- Eugene Goodlow, wr (66) ..... Kansas State  
(choice acquired from Minnesota)
- Kenny Duckett, wr (68) ..... Wake Forest  
(choice acquired from Washington)
- John Krimm, s (76) ..... Notre Dame  
(choice acquired from San Diego)
- Morten Andersen, k (86) ..... Michigan State
- Tony Elliott, nt (114) ..... North Texas State
- Marvin Lewis, rb (142) ..... Tulane  
traded to Miami for qb Guy Benjamin
- Chuck Slaughter, t (198) ..... South Carolina
- traded to Washington
- traded to Washington
- traded to Washington
- traded to Washington

## 1983 Draft

*Held April 26-27, 1983*

- traded to Green Bay for de Bruce Clark
- Steve Korte, g (38) ..... Arkansas
- John Tice, te (85) ..... Maryland
- Cliff Austin, rb (66) ..... Clemson  
(choice acquired from Buffalo through St. Louis)
- Gary Lewis, dt (98) ..... Oklahoma State  
traded to Denver
- traded to Cincinnati for te Don Bass
- traded to Kansas City for lb Whitney Paul
- David Greenwood, s (206) ..... Wisconsin
- traded to New England
- traded to New England
- traded to New England
- traded to New England

## 1984 Draft

*Held May 1-2, 1984*

- traded to N.Y. Jets for qb Richard Todd
- James Geathers, dt (42) ..... Wichita State
- Terry Hoage, s (68) ..... Georgia  
(choice acquired from Buffalo)
- Tyrone Anthony, rb (69) ..... North Carolina
- traded to Denver for g Kelvin Clark
- Joel Hilgenberg, c (97) ..... Iowa  
(choice acquired from New England)
- Jitter Fields, cb (123) ..... Texas
- Don Thorp, nt (156) ..... Illinois  
traded to L.A. Raiders for past consideration
- Clemon Terrell, rb (210) ..... Southern Mississippi
- Brian Hansen, p (237) ..... Sioux Falls College
- Paul David Gray, lb (264) ..... Western Kentucky
- Michel Bourgeau, de (291) ..... Boise State
- Byron Nelson, t (324) ..... Arizona



# NFL DRAFT HISTORY

## 1984 USFL Supplemental Draft

*Held June 5, 1984*

A supplemental draft was held for those players who had been eligible to be drafted by NFL teams, but who hadn't been drafted due to contracts with other professional leagues (USFL or CFL). The draft gave NFL teams the league rights to the players if they ever became free agents (through May 1, 1988).

1. Vaughan Johnson, lb (15) ..... North Carolina State (Jacksonville Bulls)
2. Mel Gray, rb (42) ..... Purdue (Los Angeles Express)
3. Steve Bearden, lb (69) ..... Vanderbilt (Memphis Showboats)

## 1985 Draft

*Held April 30-May 1, 1985*

- 1a. traded to Houston for rb Earl Campbell
- 1b. Alvin Toles, lb (24) ..... Tennessee (choice acquired from Washington)
2. Daren Gilbert, t (38) ..... Cal State-Fullerton
3. Jack Del Rio, lb (68) ..... Southern California
4. Billy Allen, s (95) ..... Florida State
5. traded to Washington
6. traded to Atlanta for te Junior Miller
7. Eric Martin, wr (179) ..... Louisiana State
8. Joe Kohlbrand, lb (206) ..... Miami (Fla.)
9. Earl Johnson, cb (236) ..... South Carolina
10. traded to Washington
11. traded to Washington
12. Treg Songy, s (320) ..... Tulane

## 1986 Draft

*Held April 29-30, 1986*

- 1a. traded to Indianapolis
- 1b. Jim Dombrowski, t (6) ..... Virginia (choice acquired from Indianapolis) (swapped 1st-round picks with Indianapolis)
2. Dalton Hilliard, rb (31) ..... Louisiana State
- 3a. Rueben Mayes, rb (57) ..... Washington State (choice acquired from Tampa Bay)
- 3b. Pat Swilling, lb (60) ..... Georgia Tech (choice acquired from Indianapolis)
- 3c. Barry Word, rb (62) ..... Virginia
4. Kelvin Edwards, wr (88) ..... Liberty Baptist
5. Reggie Sutton, cb (115) ..... Miami (Fla.)
6. Robert Thompson, wr (142) ..... Youngstown State
7. Gill Fenerty, rb (173) ..... Holy Cross
8. Filipo Mokofisi, lb (200) ..... Utah
9. Merlon Jones, lb (226) ..... Florida A&M
10. Jonathan Dumbauld, de (253) ..... Kentucky
11. Patrick Swoopes, nt (284) ..... Mississippi State
12. Sebastian Brown, wr (311) ..... Bethune-Cookman

## 1987 Draft

*Held April 28-29, 1987*

1. Shawn Knight, de (11) ..... Brigham Young
2. Lonzell Hill, wr (40) ..... Washington
3. Michael Adams, cb (67) ..... Arkansas State
4. Steve Trapilo, g (96) ..... Boston College
5. Milton Mack, cb (123) ..... Alcorn State
6. Thomas Henley, wr (152) ..... Stanford
7. Gene Atkins, s (179) ..... Florida A&M
8. Toi Cook, cb (207) ..... Stanford
9. Scott Leach, lb (234) ..... Ohio State
10. Robert Clark, wr (263) ..... North Carolina Central
11. Arthur Wells, te (290) ..... Grambling State
12. Tyrone Sorrells, g (319) ..... Georgia Tech

## 1988 Draft

*Held April 24-25, 1988*

1. Craig Heyward, fb (24) ..... Pittsburgh
2. Brett Perriman, wr (52) ..... Miami (Fla.)
- 3a. traded to Denver
- 3b. Tony Stephens, nt (81) ..... Clemson (choice acquired from Denver)
4. Lydell Carr, fb (106) ..... Oklahoma
- 5a. Greg Scales, te (112) ..... Wake Forest (from Kansas City for lb Jack Del Rio)
- 5b. Keith Taylor, cb (134) ..... Illinois
6. Bob Sims, g (162) ..... Florida
7. Brian Forde, lb (190) ..... Washington State
8. Glenn Derby, t (218) ..... Wisconsin
9. Clarence Nunn, cb (246) ..... San Diego State
- 10a. Todd Santos, qb (274) ..... San Diego State
- 10b. Vincent Fizer, lb (276) ..... Southern (choice acquired from Denver)
11. Gary Couch, wr (302) ..... Minnesota
12. Paul Jurgensen, lb (330) ..... Georgia Tech

## 1989 Draft

*Held April 23-24, 1989*

1. Wayne Martin, de (19) ..... Arkansas
2. Robert Massey, cb (46) ..... North Carolina Central
3. Kim Phillips, cb (79) ..... North Texas State
4. Michael Mayes, cb (106) ..... Louisiana State
5. Kevin Haverdink, t (133) ..... Western Michigan
6. Floyd Turner, wr (159) ..... Northwestern State (La.)
7. David Griggs, lb (186) ..... Virginia
8. Fred Hadley, wr (213) ..... Mississippi State
9. Jerry Leggett, lb (246) ..... Cal State-Fullerton
10. Joe Henderson, rb (273) ..... Iowa State
11. Calvin Nicholson, cb (300) ..... Oregon State
12. Michael Cadore, wr (327) ..... Eastern Kentucky

## 1990 Draft

*Held April 22-23, 1990*

1. Renaldo Turnbull, de (14) ..... West Virginia
2. Vince Buck, cb (44) ..... Central State (Ohio)
3. Joel Smeenge, de (71) ..... Western Michigan
4. DeMond Winston, lb (98) ..... Vanderbilt
5. Charles Arbuckle, te (125) ..... UCLA
- 6a. Mike Buck, qb (156) ..... Maine
- 6b. James Williams, lb (158) ..... Mississippi State (choice acquired from Minnesota through Dallas and L.A. Raiders)
7. Scott Hough, g/t (183) ..... Maine
- 8a. Gerry Gdowski, qb (207) ..... Nebraska (choice acquired from L.A. Raiders)
- 8b. Derrick Carr, de (210) ..... Bowling Green
- 9a. Broderick Graves, rb (233) ..... Winston-Salem State (choice acquired from L.A. Raiders)
- 9b. Lonnie Brockman, lb (236) ..... West Virginia
- 10a. Gary Cooper, wr (260) ..... Clemson (choice acquired from L.A. Raiders)
- 10b. Ernest Spears, s (267) ..... Southern California
- 11a. Webbie Burnett, nt (287) ..... Western Kentucky (choice acquired from L.A. Raiders)
- 11b. traded to Philadelphia for rb Bobby Morse
12. Chris Port, t (320) ..... Duke

## 1991 Draft

*Held April 21-22, 1991*

1. traded to Dallas for qb Steve Walsh
2. Wesley Carroll, wr (42) ..... Miami (Fla.)
3. traded to Dallas for qb Steve Walsh
4. traded to L.A. Raiders for #6, 8, 9, 10, 11 in 1990
5. Reggie Jones, cb (126) ..... Memphis State
6. Fred McAfee, rb (154) ..... Mississippi College



# NFL DRAFT HISTORY



7. Hayward Haynes, g (182) ..... Florida State
8. Frank Wainright, te (210) ..... Northern Colorado
9. Anthony Wallace, rb (237) ..... California
10. traded to Tampa Bay for dt Robert Goff
11. Scott Ross, lb (293) ..... Southern California
12. Mark Drabczak, g (321) ..... Minnesota

4. Doug Nussmeier, qb (116) ..... Idaho
- 5a. Herman Carroll, de (142) ..... Mississippi State
- 5b. Craig Novitsky, g (143) ..... UCLA  
(choice acquired from N.Y. Jets in above trade)
6. Derrell Mitchell, wr (176) ..... Texas Tech
7. Lance Lundberg, t (213) ..... Nebraska

## 1992 Draft

*Held April 26-27, 1992*

1. Vaughn Dunbar, rb (21) ..... Indiana
2. traded to Dallas for qb Steve Walsh
- 3a. Tyrone Legette, cb (72) ..... Nebraska  
(choice acquired from L.A. Raiders through Tampa Bay)
- 3b. traded to Tampa Bay
- 4a. Gene McGuire, c (95) ..... Notre Dame  
(choice acquired from Seattle for rb Rueben Mayes)
- 4b. Sean Lumpkin, s (106) ..... Minnesota
- 5a. traded to Houston for rb Allen Pinkett
- 5b. Torrance Small, wr (138) ..... Alcorn State  
(choice acquired from Detroit for wr Brett Perriman)
6. Kary Vincent, cb (164) ..... Texas A&M
7. traded to L.A. Raiders for s Vencie Glenn
8. Robert Stewart, nt (218) ..... Alabama
9. Donald Jones, lb (245) ..... Washington
10. Marcus Dowdell, wr (276) ..... Tennessee State
11. Mike Gisler, g (303) ..... Houston
12. Scott Adell, t (330) ..... North Carolina State

## 1993 Draft

*Held April 25-26, 1993*

- 1a. William Roaf, t (8) ..... Louisiana Tech  
(choice acquired from Detroit for lb Pat Swilling)
- 1b. Irv Smith, te (20) ..... Notre Dame  
(choice acquired from Phoenix through San Francisco in exchange of 1st round picks)
2. Reggie Freeman, lb (53) ..... Florida State
3. traded to San Francisco as part of exchange of 1st round picks
- 4a. Lorenzo Neal, fb (89) ..... Fresno State  
(choice acquired from Detroit for lb Pat Swilling)
- 4b. Derek Brown, rb (109) ..... Nebraska
5. Tyrone Hughes, cb (137) ..... Nebraska
6. Ronnie Dixon, nt (165) ..... Cincinnati
7. Othello Henderson, s (193) ..... UCLA
8. Jon Kirksey, nt (221) ..... Cal State- Sacramento



T William Roaf

## 1994 Draft

*Held April 24-25, 1994*

- 1a. traded to N.Y. Jets (12)  
(swapped 1st-round picks with N.Y. Jets)
- 1b. Joe Johnson, de (13) ..... Louisville  
(choice acquired from N.Y. Jets)
2. Mario Bates, rb (44) ..... Arizona State
3. Winfred Tubbs, lb (79) ..... Texas

## 1995 Draft

*Held April 22-23, 1995*

1. Mark Fields, lb (13) ..... Washington St.
2. Ray Zellars, fb (44) ..... Notre Dame
3. Mike Versteegen, t (75) ..... Wisconsin
4. Dameian Jeffries, de (108) ..... Alabama
5. William Strong, cb (148) ..... North Carolina St.
6. Lee DeRamus, wr (184) ..... Wisconsin
- 7a. traded to Rams for qb Jim Everett
- 7b. Travis Davis, s (242) ..... Notre Dame  
(Compensatory)

## 1996 Draft

*Held April 20-21, 1996*

1. Alex Molden, cb (11) ..... Oregon
2. Je'Rod Cherry, cb (40) ..... California
3. Brady Smith, de (70) ..... Colorado St.
4. Ricky Whittle, rb (103) ..... Oregon
- 5a. Mercury Hayes, wr (136) ..... Michigan  
(from Baltimore for cb Reginald Jones)
- 5b. Tom Ackerman, g (145) ..... Eastern Washington
- 5c. Terry Guess, wr (165) ..... Gardner-Webb  
(Compensatory)
- 6a. Keno Hills, t (179) ..... Southwestern Louisiana
- 6b. Toderick Malone, wr (204) ..... Alabama  
(Compensatory)
- 7a. traded to Oakland for dt Willie Broughton
- 7b. Henry Lusk, te (246) ..... Utah  
(Compensatory)

## 1997 Draft

*Held April 19-20, 1997*

- 1a. traded to Oakland for #10, #39, #107, wr Daryl Hobbs (2)
- 1b. Chris Naeole, g (10) ..... Colorado  
(choice acquired from Oakland for #2, #166)
- 2a. Rob Kelly, s (33) ..... Ohio St.
- 2b. Jared Tomich, de (39) ..... Nebraska  
(choice acquired from Oakland for #2, #166)
3. Troy Davis, rb (62) ..... Iowa St.
- 4a. Danny Wuerffel, qb (99) ..... Florida
- 4b. traded to Houston for #116, #165 (from Oakland for #2, #166)
- 4c. Keith Poole, wr (116) ..... Arizona St.  
(choice acquired from Kansas City through Houston)
5. traded to Washington for qb Heath Shuler (132)
- 6a. Nicky Savoie, te (165) ..... Louisiana State  
(from Atlanta through Houston)
- 6b. Traded to Oakland for #10, #39, #107, wr Daryl Hobbs (166)
7. Traded to Oakland for dt Austin Robbins (203)

## 1998 Draft

*Held April 18-19, 1998*

1. Kyle Turley, t (7) ..... San Diego St.
2. Cameron Cleveland, te (40) ..... Washington
3. traded to Washington for qb Heath Shuler (69)
- 4a. Fred Weary, cb (97) ..... Florida  
(choice acquired from Oakland for cb Eric Allen)
- 4b. Julian Pittman, de (99) ..... Florida St.
5. Wilmont Perry, rb (132) ..... Livingstone

HISTORY • RECORDS • ADMINISTRATION • FOOTBALL • OWNERSHIP

# NFL DRAFT HISTORY

6. Chris Bordano, lb (161) ..... SMU traded to Carolina for s Chad Cota (196)
- 7b. Andy McCullough, wr (204) ..... Tennessee (choice acquired from Seattle for wr Daryl Hobbs)
- 7c. Ron Warner, lb (239) ..... Kansas (Compensatory)

4. Keyuo Craver, cb (125) ..... Nebraska (choice acquired from Miami)
5. Mel Mitchell, s (150) ..... Western Kentucky
- 6a. J.T. O'Sullivan, qb (186) ..... Cal-Davis
- 6b. John Gilmore, te (196) ..... Penn State (choice acquired from N.Y. Jets for rb Chad Morton)
7. Derrius Monroe, de (224) ..... Virginia Tech

## 1999 Draft

*Held April 17-18, 1999*

- 1a. Ricky Williams, rb (5) ..... Texas (choice acquired from Washington for 1st (12), 3rd (71), 4th (107), 5th (144), 6th (179) & 7th (218) round draft choices and 1st & 3rd in 2000 NFL Draft)
- 1b. traded to Washington Redskins (12)
2. traded to St. Louis Rams for wr Eddie Kennison (41)
3. traded to Washington Redskins (71)
4. traded to Washington Redskins (107)
5. traded to Washington Redskins (144)
6. traded to Washington Redskins (179)
7. traded to Washington Redskins (218)

## 2000 Draft

*Held April 15-16, 2000*

1. Traded to Washington for #5 in 1999 (2)
2. Darren Howard, de (33) ..... Kansas State
3. Traded to Washington for #5 in 1999 (64)
4. Terrelle Smith, fb (96) ..... Arizona State
- 5a. Tutan Reyes, t (131) ..... Mississippi
- 5b. From Chicago for wr Eddie Kennison to Indianapolis for #158 & #195
- 5c. Austin Wheatley, te (158) ..... Iowa (choice acquired from Indianapolis with #195 for #138)
- 5d. Chad Morton, rb (166) ..... Southern California (Compensatory)
- 6a. Marc Bulger, qb (168) ..... West Virginia
- 6b. Michael Hawthorne, cb (195) ..... Purdue (choice acquired from Indianapolis with #158 for #138)
- 6c. Sherrod Gideon wr (200) ..... Southern Mississippi (Compensatory)
- 7a. traded to Kansas City in exchange for defensive coordinator Ron Zook (208)
- 7b. Kevin Houser, fb (228) ..... Ohio State (choice acquired from Kansas City along with defensive coordinator Ron Zook for #208)

## 2001 Draft

*Held April 21-22, 2001*

1. Deuce McAllister, rb (23) ..... Mississippi
2. traded to Dallas for #70 & #81
3. traded to Green Bay for qb Aaron Brooks and te Lamont Hall
- 3a. Sedrick Hodge, lb (70) ..... North Carolina (choice acquired from Dallas)
- 3b. Kenny Smith, dt (81) ..... Alabama (choice acquired from Indianapolis through Dallas)
4. Moran Norris, fb (115) ..... Kansas
5. Onome Ojo, wr (153) ..... Cal-Davis
6. Mitch White, t (185) ..... Oregon State
7. Ennis Davis, dt (221) ..... Southern California

## 2002 Draft

*Held April 20-21, 2002*

- 1a. Donté Stallworth, wr (13) ..... Tennessee
- 1b. Charles Grant, de (25) ..... Georgia (choice acquired from Miami with #125 for rb Ricky Williams & #114)
2. LeCharles Bentley, c (44) ..... Ohio State
3. James Allen, lb (82) ..... Oregon State

## 2003 Draft

*Held April 26-27, 2003*

1. Johnathan Sullivan, dt (6) ..... Georgia (choice acquired from Arizona for the Saints' two 1st round picks (#17 and #18). As part of the trade, the two clubs swapped 2nd round picks and the Saints received Arizona's 4th round selection.)
2. Jon Stinchcomb, t (37) ..... Georgia (choice acquired from Arizona in exchange of 2nd round picks; Arizona received #54)
- 3a. (#78, from Kansas City for t William Roaf) choice traded to New England for s Tebucky Jones, along with a 7th round choice (239) and a 4th round pick in 2004.
- 3b. Cie Grant, lb (86) ..... Ohio State
- 4a. Montrae Holland, g (102) (choice acquired from Arizona as part of trade of 1st round picks)
- 4b. Choice traded to Cincinnati for rb Curtis Keaton (118)
5. Melvin Williams, de (155) ..... Kansas State
- 6a. (#190, choice traded to Minnesota for qb Todd Bouman
- 6b. Kareem Kelly, wr (203) ..... Southern California (choice acquired from Seattle Seahawks, through Green Bay, for dt Norman Hand)
- 7a. Talman Gardner, wr (231) ..... Florida State
- 7b. (#239, from Indianapolis for rb Ricky Williams), choice traded to New England for s Tebucky Jones.

## 2004 Draft

*Held April 24-25, 2004*

1. Will Smith, de (18) ..... Ohio State
- 2a. (#48), choice traded to Minnesota in exchange for the Vikings' 2nd round pick (#50) and fifth-round pick (#151)
- 2b. Devery Henderson (50) ..... Louisiana State (choice acquired from Minnesota as part of swap of 2nd round picks)
- 2c. Courtney Watson (60) ..... Notre Dame (choice acquired from St. Louis for t Kyle Turley)
3. (#81), choice traded to Washington. The two clubs swapped 2004 5th round picks (the Saints' #151 for Washington's #139) and New Orleans received the Redskins' 2nd round pick in 2005.
4. (#113), choice traded to New England for s Tebucky Jones
- 5a. Rodney Leslie, dt (139) ..... UCLA (choice acquired from Washington. The two clubs swapped 2004 5th round picks (the Saints' #151 for Washington's #139) and New Orleans received the Redskins' 2nd round pick in 2005.)
- 5b. (#150), choice traded to Jacksonville for cb Jason Craft
- 5c. (#151) choice traded to Washington. The two clubs swapped 2004 5th round picks (the Saints' #151 for Washington's #139) and New Orleans received the Redskins' 2nd round pick in 2005.
- 5d. Mike Karney (156) ..... Arizona State (choice acquired from Dallas. The Saints sent their sixth- (#182) and 7th round (#206) choices to the Cowboys for the 5th round pick.)
6. (#182), choice traded to Dallas for 5th round pick (#156)
- 7a. (#206), choice traded to Dallas Cowboys for 5th round pick (#156). Pick originally acquired from

# NFL DRAFT HISTORY

- Washington in 2003 trade of dt Martin Chase.  
 7b. (#206), choice traded to Miami in 2003 trade for lb Derrick Rodgers.  
 7c. Colby Bockwoldt (240) ..... Brigham Young



**DE Will Smith**

## 2005 Draft

*Held April 23-24, 2005*

- Jammal Brown, t (13) ..... Oklahoma (choice acquired from Houston. The Saints sent their 1st-round pick (18th overall) to Houston in exchange for the Texans' 1st-round choice (13th overall) and a 3rd-round pick in 2006.
- Josh Bullocks, s (40) ..... Nebraska (choice acquired from Washington in 2004 draft day trade. New Orleans sent its 3rd-round pick in 2004 to the Redskins for this 2nd-round choice. The two clubs also swapped 2004 5th-round choices in the trade.)
- (#51) (choice traded to Green Bay along with qb J.T. O'Sullivan in 10/4/04 trade for cb Mike McKenzie )
- Alfred Fincher, lb (82) ..... Connecticut
- Chase Lyman, wr (118) ..... California
- Adrian McPherson, qb (152) ..... Florida State
- Jason Jefferson, dt (193) ..... Wisconsin
- Jimmy Verdon, de (232) ..... Arizona State

## 2006 Draft

*Held April 29-30, 2006*

- Reggie Bush, rb (2) ..... Southern California
- (#34), choice traded to Cleveland for c Jeff Faine and the Browns' 2nd-round pick (#43)
- Roman Harper, s (43) ..... Alabama (#66) (choice traded to Houston in 4/23/05 trade with Texans to move up from 18th to 13th overall and select t Jammal Brown)
- (#99) (choice traded to Philadelphia for Eagles' 4th-round pick (#108) and dt Hollis Thomas)
- Jahri Evans, g (108) ..... Bloomsburg
- Rob Ninkovich, de (135) ..... Purdue
- Mike Hass, wr (171) ..... Oregon State
- Josh Lay, cb (174) ..... Pittsburgh (choice acquired from Green Bay in 2005 trade for cb Mike McKenzie)
- Zach Strief, t (210) ..... Northwestern
- Marques Colston, wr (252) ..... Hofstra (Compensatory Selection)

## 2007 Draft

*Held April 28-29, 2007*

- Robert Meachem, wr (27) ..... Tennessee
- (#58), Choice traded to Detroit for 3rd-round pick (#66) and 5th-round pick (145th)
- Usama Young, cb (66) ..... Kent State

- Andy Alleman, g (88) ..... Akron
- Antonio Pittman, rb (107), from Houston ..... Ohio State (#123) Traded to Houston with 5th round pick (#163) for 4th-round pick (#107)
- Jermon Bushrod, t (125) ..... Towson (#126) To Indianapolis as compensation for signing Restricted Free Agent cb Jason David
- David Jones, cb (145) ..... Wingate (#163) Traded to Houston with 4th-round pick (#123) for 4th-round pick (#107)
- (#199) Traded to the Miami Dolphins for k Olindo Mare
- Marvin Mitchell, lb (220) ..... Tennessee

## 2008 Draft

*Held April 26-27, 2008*

- Sedrick Ellis, dt (7) ..... Southern California (choice from New England)
- Tracy Porter, cb (40) ..... Indiana (#78) Traded to New England along with 1st-round pick (#10) for 1st-round pick (#7) and 5th-round pick (#164)
- (#113) Traded to N.Y. Jets for lb Jonathan Vilma
- DeMario Pressley, dt (144) ..... North Carolina State (choice from Detroit)
- (#146) Traded to Detroit along with 7th-round pick (#218) for 5th-round pick (#144)
- Carl Nicks, t/g (164) ..... Nebraska (choice from New England)
- Taylor Mehlhaff, k (178) ..... Wisconsin
- Adrian Arrington, wr (237) ..... Michigan (choice acquired from Green Bay in exchange for 6th-round pick in 2009 draft)

## 2009 Draft

*Held April 25-26, 2009*

- Malcolm Jenkins, cb (14) ..... Ohio State (#45) Traded to N.Y. Giants along with 5th-round pick (#152) in exchange for te Jeremy Shockey
- (#76) Traded to N.Y. Jets along with 2008 4th-round pick in exchange for lb Jonathan Vilma and 2009 4th-round pick (#118)
- Chip Vaughn, s (116) ..... Wake Forest
- Stanley Arnoux, lb (118) ..... Wake Forest (choice from N.Y. Jets)
- (#151) Traded to N.Y. Giants
- Thomas Morstead, p (164) ..... Southern Methodist (choice from Philadelphia)
- (#184) Traded to Green Bay in exchange for 2008 7th-round pick
- (#222) Traded to Philadelphia along with 5th-round pick in 2010 draft in exchange for 5th-round pick (#164)

## 2010 Draft

*Held April 22-24, 2010*

- Patrick Robinson, cb (32) ..... Florida State
- Charles Brown, t (64) ..... Southern California
- Jimmy Graham, te (95) ..... Miami (Fla.)
- Al Woods, dt (123) ..... Louisiana State (choice from Arizona)
- Matt Tennant, c (158) ..... Boston College (choice from Jacksonville (acquired in exchange for 2011 4th-round pick)
- (#163) Traded to Philadelphia
- (#201) Traded to Arizona with #130 in exchange for #123
- Sean Canfield, qb (239) ..... Oregon State



# NFL DRAFT HISTORY

## 2011 Draft

*Held April 28-30, 2011*

- 1a. Cameron Jordan, de (24) ..... California
- 1b. Mark Ingram, rb (28) ..... Alabama  
(choice from New England)
2. (#56) Traded to New England
3. Martez Wilson, lb (72) ..... Illinois  
(choice from Washington)
- 3b. Johnny Patrick, cb (88) ..... Louisville
4. (#121) Traded to Jacksonville for 2010 5th-round pick (#158)
5. (#155) Traded to Washington with t Jammal Brown for Redskins' 3rd-round pick (#72)
6. (#189) Traded to New England in exchange for te David Thomas
- 7a. Greg Romeus, de (226) ..... Pittsburgh
- 7b. Nate Bussey, lb (243) ..... Illinois



**RB Mark Ingram**

## 2012 Draft

*Held April 26-28, 2012*

1. (#27) Traded to New England
3. Akiem Hicks, dt (89) ..... Regina
4. Nick Toon, wr (122) ..... Wisconsin
5. Corey White, cb (162) ..... Samford
6. Andrew Tiller, g (179) ..... Syracuse  
(choice from Miami)
7. Marcel Jones, t (234) ..... Nebraska

## 2013 Draft

*Held April 25-27, 2013*

1. Kenny Vaccaro, s (14) ..... Texas
- 3a. Terron Armstead, t (75) ..... Arkansas-Pine Bluff
- 3b. John Jenkins, dt (82) ..... Georgia  
(choice acquired from Miami in exchange for #106 from N.Y. Jets for rb Chris Ivory and #109)
4. (#109) Traded to Miami
5. Kenny Stills, wr (144) ..... Oklahoma
6. Rufus Johnson, lb (183) ..... Tarleton State
7. (#220) Traded to Seattle in exchange for lb Barrett Ruud

## 2014 Draft

*Held May 8-10, 2014*

1. Brandin Cooks, wr (20) ..... Oregon State  
(choice acquired from Arizona in exchange for #27 and #91)
2. Stanley Jean-Baptiste, cb (58) ..... Nebraska
3. (#91) Traded to Arizona
4. Khairi Fortt, ilb (126) ..... California
- 5a. Vinnie Sunseri, s (167) ..... Alabama
- 5b. Ronald Powell, olb (169) ..... Florida

(choice acquired from Philadelphia in exchange for rb Darren Sproles)

6. Tavon Rooks, t (202) ..... Kansas State
7. (#243) Traded to San Francisco in exchange for olb Parys Haralson

## 2015 Draft

*Held April 30-May 2, 2015*

- 1a. Andrus Peat, t (13) ..... Stanford
- 1b. Stephone Anthony, lb (31) ..... Clemson  
(choice acquired from Seattle with c Max Unger in exchange for te Jimmy Graham and #130)
2. Hau'oli Kikaha, lb (44) ..... Washington
- 3a. Garrett Grayson, qb (75) ..... Colorado State
- 3b. P.J. Williams, cb (78) ..... Florida State  
(choice acquired from Miami with lb Dannel Ellerbe in exchange for wr Kenny Stills)
4. (#130) Traded to Seattle
- 5a. Davis Tull, lb (148) ..... Chattanooga
- 5b. Tyeler Davison, dl (154) ..... Fresno State  
(choice acquired from Kansas City in exchange for g Ben Grubbs)
- 5c. Damian Swann, cb (167) ..... Georgia  
(choice acquired from Washington in exchange for #187 and New Orleans' 2016 6th-round draft pick)
6. (#187) Traded to Washington
7. Marcus Murphy, rb/rs (230) ..... Missouri

## 2016 Draft

*Held April 28-30, 2016*

1. Sheldon Rankins, DT (12) ..... Louisville
- 2a. Michael Thomas, WR (47) ..... Ohio State
- 2b. Vonn Bell, S (61) ..... Ohio State  
(choice acquired from New England in exchange for #78 and #112)
3. (#78) Traded to New England
- 4a. (#112) Traded to New England
- 4b. David Onyemata, DT (120) ..... Manitoba  
(choice acquired from Washington in exchange for #152 and a 5th-round pick in 2017)
5. (#152) Traded to Washington
6. (#187) Traded to Washington
7. Daniel Lasco, RB (237) ..... California

## Draft Summary

In **50** college drafts, the Saints have selected **543** players.

(Player totals include QB Dave Wilson, selected in the 1981 Supplemental Draft; does not include players taken in 1984 USFL Supplemental Draft).

**BY POSITION:** 71 **RB**; 68 **LB**; 68 **WR**; 57 **CB**; 47 **DE**; 44 **G**; 41 **S**; 41 **T**; 33 **DT**; 28 **TE**; 19 **QB**; 10 **C**; 6 **P**; 5 **FB** and 4 **K**.

**MOST BY COLLEGE:** 17 – Nebraska, USC; 14 – Ohio State; 11 – Notre Dame; 10 – Florida State, Georgia, Oklahoma, Tennessee; 9 – Louisiana State, Michigan, Missouri; 8 – Alabama, Florida, Tulane, Wisconsin; 7 – California, Mississippi, Oregon State, Pittsburgh, Washington State; 6 – Colorado, Kansas, San Diego State, Texas, West Virginia; 5 – Arizona State, Brigham Young, Houston, Kansas State, Miami (Fla.), Minnesota, Mississippi State, North Carolina State, Purdue, Southern, Stanford, Tulsa, Virginia, Wake Forest, Washington; 4 – Alcorn State, Arizona, Arkansas, Arkansas State, Boston College, Clemson, Georgia Tech, Grambling State, Illinois, Iowa State, Kentucky, Louisville, North Carolina, Northwestern, Oklahoma State, Penn State, South Carolina, Southern Methodist, UCLA.

# SAINTS IN PRIME TIME

## Saints on Monday Night Overall: 18-20 Home: 14-15 Away: 4-5

Date	Opponent	Score	Date	Opponent	Score
9-25-72	vs. Kansas City	17-20 (L)	12-12-05	at Atlanta	17-36 (L)
9-24-73	at Dallas	3-40 (L)	9-25-06	vs. Atlanta	23-3 (W)
11-25-74	vs. Pittsburgh	7-28 (L)	9-24-07	vs. Tennessee	14-31 (L)
12-3-79	vs. Oakland	35-42 (L)	12-10-07	at Atlanta	34-14 (W)
11-24-80	vs. L.A. Rams	7-27 (L)	10-6-08	vs. Minnesota	27-30 (L)
11-21-83	vs. N.Y. Jets	28-31 (L)	11-24-08	vs. Green Bay	51-29 (W)
11-19-84	vs. Pittsburgh	27-24 (W)	11-2-09	vs. Atlanta	35-27 (W)
10-3-88	vs. Dallas	20-17 (W)	11-30-09	vs. New England	38-17 (W)
11-6-89	at San Francisco	13-31 (L)	9-20-10	at San Francisco	25-22 (W)
12-18-89	vs. Philadelphia	30-20 (W)	12-27-10	at Atlanta	17-14 (W)
9-10-90	vs. San Francisco	13-12 (W)	11-28-11	vs. N.Y. Giants	49-24 (W)
12-31-90	vs. L.A. Rams	20-17 (W)	12-26-11	vs. Atlanta	45-16 (W)
12-16-91	vs. L.A. Raiders	27-0 (W)	11-5-12	vs. Philadelphia	28-13 (W)
11-23-92	vs. Washington	20-3 (W)	9-30-13	vs. Miami	38-17 (W)
11-22-93	at San Francisco	7-42 (L)	12-2-13	at Seattle	7-34 (L)
12-20-93	vs. N.Y. Giants	14-24 (L)	11-24-14	vs. Baltimore	27-34 (L)
11-28-94	vs. San Francisco	14-35 (L)	12-15-14	at Chicago	31-15 (W)
12-19-94	vs. Dallas	16-24 (L)	12-21-15	vs. Detroit	27-35 (L)
12-17-01	vs. St. Louis	21-34 (L)	* Played in Giants Stadium, game originally scheduled for Sept. 18		
9-19-05	vs. N.Y. Giants*	10-27 (L)			

## Saints on Sunday Night Overall: 19-14 Home: 14-9 Away: 5-5

Date	Opponent	Score	Date	Opponent	Score
10-21-84	at Dallas	27-30 OT (L)	9-28-03	vs. Indianapolis	21-55 (L)
11-27-88	vs. N.Y. Giants	12-13 (L)	12-14-03	vs. N.Y. Giants	45-7 (W)
11-26-89	vs. L.A. Rams	17-20 OT (L)	10-17-04	vs. Minnesota	31-38 (L)
9-15-91	vs. L.A. Rams	24-7 (W)	11-27-05	at N.Y. Jets	21-19 (W)
11-24-91	vs. Atlanta	20-23 OT (L)	10-10-06	at Chicago	42-17 (W)
9-27-92	vs. San Francisco	10-16 (L)	10-14-07	at Seattle	28-17 (W)
10-11-92	vs. L.A. Rams	13-10 (W)	10-31-10	vs. Pittsburgh	20-10 (W)
9-5-93	vs. Houston	33-21 (W)	10-23-11	vs. Indianapolis	62-7 (W)
12-11-94	at Atlanta	20-29 (L)	12-4-11	vs. Detroit	31-17 (W)
11-26-95	vs. Carolina	34-26 (W)	10-7-12	vs. San Diego	31-24 (W)
11-3-96	vs. San Francisco	17-24 (L)	10-28-12	at Denver	14-34 (L)
10-5-97	at Chicago	20-17 (W)	11-10-13	vs. Dallas	49-17 (W)
11-22-98	at San Francisco	20-31 (L)	12-8-13	vs. Carolina	31-13 (W)
11-21-99	at Jacksonville	23-41 (L)	9-28-14	at Dallas	17-38 (L)
11-4-01	vs. N.Y. Jets	9-16 (L)	10-26-14	vs. Green Bay	44-23 (W)
12-30-01	vs. Washington	10-40 (L)	10-4-15	vs. Dallas	26-20 OT (W)
12-1-02	vs. Tampa Bay	23-20 (W)			

## Saints on Thursday Night Overall: 5-4 Home: 3-0 Away: 2-4

Date	Opponent	Score	Date	Opponent	Score
12-3-92	vs. Atlanta	22-14 (W)	11-29-12	at Atlanta	13-23 (L)
9-14-07	at Indianapolis	10-41 (L)	11-21-13	at Atlanta	17-13 (W)
11-11-08	at Chicago	24-27 OT (L)	10-30-14	at Carolina	28-10 (W)
9-9-10	vs. Minnesota	14-9 (W)	10-15-15	vs. Atlanta	31-21 (W)
9-8-11	at Green Bay	34-42 (L)			

## Saints on Saturday Night Overall: 0-1 Home: 0-1

Date	Opponent	Score
12-9-09	vs. Dallas	17-24 (L)



HISTORY • RECORDS • ADMINISTRATION • FOOTBALL • OWNERSHIP

# EXTRA POINTS

## Saints Hall of Fame



The Saints Hall of Fame Museum, located at the Mercedes-Benz Superdome, is dedicated to preserving the history of the New Orleans Saints and honoring deserving Saints players, coaches, and administrators. Memorabilia and exhibits showcase the history of the franchise as well as Saints highlight films and interactive exhibits.

### HALL OF FAME INDUCTEES

- 1988: QB **Archie Manning**, WR **Danny Abramowicz**
- 1989: S **Tommy Myers**, K **Tom Dempsey**
- 1990: QB **Billy Kilmer**
- 1991: NT **Derland Moore**, RB **Tony Galbreath**
- 1992: RB **George Rogers**, G **Jake Kupp**, C **John Hill**
- 1993: LB **Joe Federspiel**
- 1994: GM **Jim Finks**, TE **Henry Childs**
- 1995: DE **Bob Pollard**, DE **Doug Atkins**
- 1996: CB **Dave Whitsell**, DB **Dave Waymer**
- 1997: LB **Rickey Jackson**, T **Stan Brock**
- 1998: RB **Dalton Hilliard**, LB **Sam Mills**
- 1999: QB **Bobby Hebert**, WR **Eric Martin**
- 2000: LB **Vaughan Johnson**, LB **Pat Swilling**
- 2001: TE **Hoby Brenner**, DE **Jim Wilks**
- 2002: Coach **Jim Mora**, DE **Frank Warren**
- 2003: DE **Wayne Martin**, G/T **Jim Dombrowski**
- 2004: Def. Coord. **Steve Sidwell**, RB **Reuben Mayes**
- 2006: C **Joel Hilgenberg**
- 2007: DE **Joe Johnson**
- 2008: T **William Roaf**
- 2009: K **Morten Andersen**
- 2010: WR **Joe Horn**
- 2011: S **Sammy Knight**
- 2012: Owner **Tom Benson**, RB **Deuce McAllister**
- 2013: DT **La'Roi Glover**
- 2014: QB **Aaron Brooks**, K **John Carney**
- 2015: CB/RS **Tyrone Hughes**, WR/RS **Michael Lewis**
- 2016: DE **Will Smith**

### JOE GEMELLI "FLEUR-DE-LIS" AWARD

(Awarded yearly to a person who has contributed to the betterment of the Saints organization)

- 1989: **Al Hirt**
- 1990: **Joe Gemelli**
- 1991: **Dave Dixon**
- 1992: **Charlie Kertz**
- 1993: **Wayne Mack**
- 1994: **Erby Aucoin**
- 1995: **Aaron Broussard**
- 1996: **Marie Knutson**
- 1997: **Angela Hill**
- 1998: **Joe Impastato**
- 1999: **Frank Wilson**
- 2000: **Bob Remy**
- 2001: **Peter (Champ) Clark**
- 2002: **Dean Kleinschmidt**
- 2003: **Jim Fast**
- 2004: **Bob Roesler**
- 2006: **Buddy Diliberto**
- 2007: **Saints Fans**
- 2008: **Barra Bircher**
- 2009: **Jerry Romig**
- 2010: **Dan Simmons**, **Glennon Powell**
- 2011: **Bruce Miller**
- 2012: **Jim Henderson**
- 2013: **Peter Finney**
- 2014: **Al Nastasi**, **Tony Piazza**
- 2015: **Doug Thornton**
- 2016: **Hokie Gajan**

## EXTRA POINTS

### SAINTS IN LOUISIANA SPORTS HALL OF FAME

The Louisiana Sports Hall of Fame is dedicated to honoring sports legends who are natives of Louisiana or who played, coached or served as an administrator in the state of Louisiana.



- 1974: RB **Jim Taylor**
- 1988: QB **Archie Manning**
- 1992: WR **Danny Abramowicz**
- 1997: RB **Dalton Hilliard**
- 1999: LB **Rickey Jackson**
- 2000: GM **Jim Finks**, QB **Bobby Hebert**
- 2001: LB **Sam Mills**
- 2003: Coach **Jim Mora**
- 2006: WR **Eric Martin**
- 2007: LB **Pat Swilling**
- 2009: T **William Roaf**
- 2011: K **Morten Andersen**, LB **Vaughan Johnson**, FB **Buford Jordan**
- 2012: RB **Deuce McAllister**
- 2013: QB **Tommy Hodson**
- 2014: Owner **Tom Benson**
- 2015: QB **Jake Delhomme**
- 2016: RB **Anthony Thomas**





# Mercedes-Benz Superdome



The Mercedes-Benz Superdome, home of the Saints, is one of the nation's premier sports and entertainment venues. Originally constructed in 1975, the 40-year old building has continued to serve as one of the nation's top facilities since a \$336 million renovation of the building that was completed in 2011, most recently hosting Super Bowl XLVII, the 2012 NCAA Men's Final Four and the 2012 BCS College Football National Championship Game.

Since the Mercedes-Benz Superdome opened in 1975 (originally the Louisiana Superdome until 2011), it's served as the home of the Saints, sold out on a season ticket basis since the club returned to the facility in 2006 following a one-year hiatus due to Hurricane Katrina. The stadium's also the site of two college bowl games and also hosts world class concerts and other events that keep it busy year round.

To cap off the stadium's rebirth, the facility was renamed the "Mercedes-Benz Superdome" in 2011 after reaching a 10-year comprehensive naming rights and sponsorship agreement with Mercedes-Benz USA.

Since the start of the facility's renovation in 2006, counting preseason and playoff games, the Saints have played to 81 consecutive sellouts. They set a team record for attendance inside the stadium in 2014 with 584,900 fans during the regular season, an average of 73,112 per game. The Saints' largest crowd in the Mercedes-Benz Superdome occurred on November 24, 2014, when 73,373 fans packed the stadium for a Monday Night Football matchup against the Baltimore Ravens.


In addition to the Saints, Super Bowls and other championship sporting events have been a prominent part of the history of the Mercedes-Benz Superdome. No other facility can match the seven Super Bowls played inside the stadium following Super Bowl XLVII, played on February 3, 2013. The stadium has also played host to five NCAA men's basketball Final Fours and three BCS College Football Championship games hosted by the Sugar Bowl and the 2014 NCAA College Football Playoff semifinal.

Ground was broken on the Superdome on August 11, 1971. The facilities opened its doors on August 3, 1975 and the first football game was

played on August 9 when the Saints hosted the Houston Oilers in a preseason contest. After being inoperative for a year due to damage sustained during Hurricane Katrina, the stadium reopened to a nationally televised audience on September 25, 2006 when the Saints defeated the Atlanta Falcons 23-3.

Almost immediately after the Saints defeated the Minnesota Vikings 31-28 in overtime in the NFC Championship on January 24, 2010 to advance to the Super Bowl for the first time, the stadium underwent its most comprehensive enhancement and renovations over an 18-month period. Among

the upgrades were the addition of 15 luxury suites to increase the building's number to 152, widened concourses and a revamped plaza level moving patrons closer to the action, adding 3,400 lower bowl seats, renovation of four club lounges and the construction of two field level bunker club lounges, Wi-Fi throughout the stadium's campus and a brand-new team store. Outside of the Mercedes-Benz Superdome, a new exterior skin with bronze



panels was created, flanked by the addition of "Mercedes-Benz Superdome" signage on the roof. A new exterior lighting system has the ability of utilizing every color of the rainbow to showcase various designs and messages in the evening, which can be seen from miles away. In 2016, the facility will debut two new state-of-the-art LED video boards.

As part of a long-term lease agreement between the Saints and the State of Louisiana through 2025 which resulted in these stadium upgrades, Saints Owner Tom Benson and the State of Louisiana have also co-developed a state-of-the-art 121,000 square foot entertainment zone called Champions Square presented by Verizon, which first opened in 2010. The fan entertainment area operates before and after Saints games and features a large music stage, a 32 x 18 foot LED video board, a state-of-the-art sound system, special lighting and multiple food vendors to create a tailgate environment for fans. It can accommodate more than 9,000 people. In addition to the food available from a group of restaurants that celebrate New Orleans' rich culinary heritage, there is also an ultra-modern lounge, club XLIV, which provides a luxurious experience for fans and is available year round for private rental.

# live. click. print.

Cameras

Film Processing

Custom Framing

Video Transfers

Image Recoveries

Restorations

Fine Art Prints

Greeting Cards


Enlargements

Photo Gifts

*& more...*

 **BENNETT'S CAMERA**

504.885.9050 | [www.bennettscamera.com](http://www.bennettscamera.com)



Official Photographic Sponsor of the New Orleans Saints

# Live local Saints games. Included. Only on Verizon.

**Better  
matters.**

**verizon**<sup>✓</sup>





## This season's most incredible drive.

**Introducing the 2017 E-Class.** When it comes to groundbreaking innovation, the revolutionary new E-Class is a game-changer. A self-parking, self-correcting luxury sedan with intelligent advances like PRE-SAFE Impulse Side, which anticipates a collision and repositions you to minimize the effect, and PRE-SAFE Sound, which helps protect the ears from damaging sound should an impact occur. It's not just a new Mercedes-Benz sport sedan—it's a whole new way of driving. [MBUSA.com/E-Class](http://MBUSA.com/E-Class)

**Mercedes-Benz**  
The best or nothing.



2017 E 300 Sport Sedan shown in Steel Grey metallic paint with optional equipment. PRE-SAFE® Impulse Side and PRE-SAFE Sound technologies do not guarantee that a driver would not suffer injury in the event of a collision. ©2016 Mercedes-Benz USA, LLC  
For more information, call 1-800-FOR-MERCEDES, or visit [MBUSA.com](http://MBUSA.com).