



Bulletin No.: PIT5317D
Published date: 08/25/2021

Preliminary Information

PIT5317D Rear Body Fuse Block Loose Fuse Connection

Models

Brand:	Model:	Model Years:	VIN:		Engine:	Transmissions:
			from	to		
Cadillac	Escalade Models	2015 - 2020	All	All	All	All
Chevrolet	Suburban	2015 - 2020	All	All	All	All
Chevrolet	Tahoe	2015 - 2020	All	All	All	All
GMC	Yukon Models	2015 - 2020	All	All	All	All

Supersession Statement

This PI was superseded to update the Model Year. Please discard PIT5317C.

The following diagnosis might be helpful if the vehicle exhibits the symptom(s) described in this PI.

Condition / Concern

When working on any of the systems listed below that receive power from the rear body fuse block (1), inspect for loose fuse connections inside the fuse block itself. In some cases, the fuse has poor terminal tension and may cause intermittent or completely inoperative conditions for these systems:


- Liftglass release
- Liftgate release
- Power liftgate
- Rear HVAC blower
- 2nd row power flip and fold seats
- Heated outside mirrors
- Rear heated seats
- Rear wiper




Recommendations / Instructions

Note: Disconnect the negative battery cable when performing this procedure.

Using the "purple" J-35616-35 test probe, check for proper terminal tension at the suspect fuse (2).




If poor terminal tension is found, first remove all the fuses and relays from the fuse block. Then, remove the white cover from the rear body fuse block (3) by releasing the three retainers on the sides and bottom.




In many cases, the loose connection is on the main power buss bar (4), inside the rear body

fuse block.



If the loose connection is found to be with the main power buss bar (4) or the plastic fuse block body is deformed, replace the complete Rear Fuse Block with GM Part number 13586872. The new Rear Body Fuse Block will include the main power buss bar and the black plastic body, shown below. All fuses/relays/terminals will need to be transfer over from the old fuse block.

If the loose connection in the rear fuse block, is found to be something other than the main power buss bar, replace the appropriate terminated lead listed in SI.



Parts Information

Part Number	Description	Qty
84242850	Rear Body Fuse Block	1

Warranty Information

For wiring repairs covered under warranty, please refer to latest version of bulletin [10-00-89-005](#) for warranty information on wire/connector repairs.

Please follow this diagnostic or repair process thoroughly and complete each step. If the condition exhibited is resolved without completing every step, the remaining steps do not need to be performed.

Additional SI Keywords

B0208 F11RA F14RA F15RA F18RA F21RA F22RA F3RA F4RA F7RA



GENERAL MOTORS

© 2021 General Motors. All Rights Reserved.