



ELAC The life of sound.

Product Overview
2016 / 17



| | | |
|-------------------------|-------------------------|----|
| FOREWORD | SUBWOOFER | 03 |
| Page 04 | Page 50 | |
| CONCENTRO | AM 200 | |
| Page 08 | Page 54 | |
| LINE 500 | CINEMA | |
| Page 12 | Page 58 | |
| LINE 400 | LINE ON WALL | |
| Page 16 | Page 62 | |
| LINE AIR X | CUSTOM INSTALL | |
| Page 20 | Page 66 | |
| LINE 300 | ADD-ON | |
| Page 26 | Page 70 | |
| LINE 260 | MIRACORD 90 | |
| Page 30 | Page 72 | |
| LINE 240.3 | DISCOVERY SERIES | |
| Page 34 | Page 76 | |
| LINE UNI-FI | ELEMENT AMP | |
| Page 38 | Page 80 | |
| DEBUT SERIES | TECH. DATA | |
| Page 42 | Page 84 | |



Foreword

ELAC is passionate about driving innovation and refining its existing products. Throughout the 90 years of our company history, we have crafted products of unmistakable quality and sound that stand out from the crowd. Our rich heritage combines with our future as a manufacturer covering the full spectrum of audio products to create an experience that is unique to ELAC.

The ELAC Discovery Music Server is an entertainment system at the cutting edge of music reproduction, which opens up new and unprecedented possibilities in the areas of streaming and multi-room audio. In our anniversary year of 2016, the Miracord 90 Anniversary turntable draws on ELAC's proud association with the black disk to celebrate a new chapter in the love affair with vinyl and its special appeal.

Perhaps our greatest engineering achievement and a milestone that sets the absolute reference standard for all our loudspeakers is the CONCENTRO – a vision of technology and design realized to perfection.



This philosophy is also reflected in our new ELAC Manufactory, which opened on July 01, 2016. By highlighting contemporary industrial design, we also want to show our visitors that we remain at the forefront of innovation after 90 years.

None of these things would be possible without the seamless interaction and cooperation between our marketing and development departments and our production teams. This is one of the most important prerequisites when it comes to being agile, innovative, and perfect – the essence of ELAC!

ELAC Electroacoustic GmbH
Gunter Kürten



ELAC The life of sound.





90 years of innovation...
audible sound quality.

ELAC JET 5
Delivering true high-definition sound.

Rising High





Concentro

ELACs ultimate statement.

Concentro proves that the whole can be even greater than the sum of its many state-of-the-art parts. In every respect, this is ELAC's flagship loudspeaker.

A benchmark to celebrate 90 years of ELAC achievement.

The Concentro is a true benchmark loudspeaker designed to commemorate 90 years of ELAC history and in response to calls for a loudspeaker that rivals—and surpasses—the most ambitious designs in the audiophile landscape today.

One look tells you this is no ordinary loudspeaker; at more than 1,67 m tall and weighing more than 140 kg, Concentro commands attention. Its elliptical cabinet is crafted to the finest furniture-grade perfection and finished in high-gloss white or black epoxy, or to specification in any color in between. The Concentro cannot be mistaken for any other speaker, with a complex base machined from a single block of aluminum and weighing more than 24 kg. Integral oval side panels of precious wood, carbon fiber or leather surround a pair of side-firing 250mm woofers on either side of the enclosure. These newly-developed units feature smooth, stiff aluminum-sandwich diaphragms, and fire in a push-push/pull-pull configuration that delivers maximum energy and accuracy, down to the lowest octave. The back of the cabinet features twin ports for the bass drivers.

The sophisticated front baffle features curves that allow optimum propagation and dispersion of sound waves from the two drivers. On top is a dual-concentric 127mm midrange with JET-5 tweeter at its acoustic center. Beneath this is a front-firing 177mm crystal membrane midrange/woofer. The whole results in a near point-source presentation of the sound source, micro-accuracy and flawless, pinpoint imaging. Meanwhile, dynamic range is nearly unlimited,

ELAC Concentro. Listen and embark upon a whole new era in The Life of Sound.





VX-Technology

The acclaimed drive unit, which combines the renowned JET tweeter with a ring-radiator midrange driver in a concentric arrangement, provides the foundation of these speakers' remarkable sound. What sets it apart is the variable X-JET suspension, hence the designation VX-JET.


The thinking behind this drive unit draws from the fact that every room presents different acoustic characteristics and that the same loudspeaker will produce different results from one room to another. A mechanism on the rear of the loudspeaker allows for stepless adjustment of the entire drive unit by up to 8 mm in front of and behind the front baffle.

Sophisticated aluminum woofers

Through the use of aluminum, resonances that affect the linearity of common paper cones can be placed beyond the driver's operating frequency range. An extended size magnet with vented pole piece increases power handling.

Crystal membrane midrange and bass drivers

The eye-catching surface of the crystal membrane is more than just an attractive design feature. The midrange/woofers of the Concentro employs the Crystal Membrane (patent pending) and the design is based on ELAC's Aluminum-Sandwich AS Technology. The crystal-shaped inverse aluminum dome is joined to the paper cone in a special gluing process to result in the desired sandwich construction. Resembling the surface of a large crystal, the aluminum-foil stamping stiffens the aluminum dome, diminishing resonances and minimizing coloration, while improving power handling and dynamics. The voice coil design of the midrange and bass drivers results in an expanded range of the respective drivers by nearly an octave.



The VX-Technology



“To change the technically possible into emotions:
CONCENTRO.”



Rolf Janke
Head of Development
ELAC Electroacoustic GmbH



It can sometimes be hard
exceptional
to find something truly

... but this time it couldn't be easier.



Line 500 VX-JET

Thanks to its peerless design, the 500 line delivers an exceptional performance time and again. Visually unassuming but packing a powerful punch, the greatest innovation of the 500 line is the ELAC VX-JET. The acclaimed ELAC X-JET drive

unit, which combines the renowned JET tweeter with a ring radiator midrange driver in a concentric arrangement, provides the foundation. What sets it apart is the variable X-JET suspension, hence the designation VX-JET.

The Line 500:

Fascination through innovation.


The thinking behind this drive unit draws from the fact that every room presents different acoustic characteristics and that the same loudspeaker will produce different results from one room to another. A mechanism on the rear of the loudspeaker allows for stepless adjustment of the entire drive unit by up to 8 mm in front of and behind the front baffle.

By changing the position of the VX-JET, it is possible to influence the sound dispersion characteristics in the middle to high-frequency range. This not only alters the tonal balance, but also the relationship between direct and diffuse sound arriving at the listening position. As a result, the VX-JET makes it possible for the first time to create a uniform and precisely etched three-dimensional sound stage in different rooms and at varying listening distances.

In the 500 line, three models combine the innovative VX-JET with every conceivable refinement that marks out a loudspeaker of true distinction. From painstakingly crafted bass and mid-range drivers to the finest crossover components and beautifully finished cabinets – wherever you look, you'll find our passion for detail! And why do we do it? To create an audio experience, to bring dynamics to life and to turn precision into fascination!

13

The Line 500: Fascination through innovation.



VX-JET behind the baffle



VX-JET in neutral position



VX-JET in front of the baffle



This diagram illustrates how VX-JET technology enables adjustment of the optimal listening area (GREEN) in a room. Colored areas in the graphic: RED: dominant direct sound. GREEN: natural balance between direct and reflected sound. BLUE: dominant reflected sound.

Fascination through innovation.




FS 509 VX-JET

It knows no limits: The FS 509 VX-JET reproduces even the most challenging musical material with unprecedented authority, irrespective of room size. Listening pleasure increases with every bar and even the wildest dreams become reality.



FS 507 VX-JET

Combining innovation and elegance like almost no other loudspeaker. No matter where you position the FS 507 VX-JET ... it will take your heart by storm! From the deepest lows to the airiest highs, it creates a breath-taking listening experience.



One of ELAC's signature feature - the VX JET



Standard in the 500 line
Bi-wiring terminals
mounted on a solid
aluminium plate with
high-quality jumper cables





From the first inspiration to the finished product, the development of the 400 line was driven by one idea only: a desire to deliver more!



Line 400

Discover a new world of sound.

The most striking acoustic innovation is the JET 5 tweeter, which makes its debut in this line of loudspeakers. Outwardly recognizable by its modified appearance, it converts electrical signals with even greater precision – virtually free of inertia. By combining it with a simplified crossover, we have managed to improve high-frequency resolution.

The use of special developed loudspeaker chassis enables performance in the low and mid-frequency range to match that of the JET 5 tweeter. Ensuring excellent signal fidelity at all volume settings and an even deeper bass response were at the very top of our list of priorities – and we have achieved these. The first models in the 400 line leave no doubt that a new benchmark has been set for loudspeakers in this class!

The 400 line is a striking illustration of how design and function can be seamlessly combined. Decorative aluminium elements transform the technical components of the loudspeakers into visual highlights and the crossbar support system fitted to the floor-standing models provides an elegant – and extremely stable – foundation.



High power air coil in the FS 409
1,200 g copper and Van den Hul
connection cables.



An enlarged membrane surface area,
spiders vented on both sides, special cone
surrounds and an aluminium chassis – the
new bass drivers guarantee unprecedented
performance from compact cabinets.



Standard with Line 400
Single-Wiring terminal mounted
on a massive aluminium plate.



A visual and acoustic highlight –
down-firing with up-lifting design.



JET 5
The fifth-generation ELAC JET

A desire to deliver more!

18



CC 400

The new CC 400 proves convincingly that a center speaker is more than just one voice amongst many. It's not just the unifying element, but the lead performer in every respect – with an elegant appearance and a big sound.



BS 403

Although it marks the entry point into the 400 line, the compact dimensions of the BS 403 belie its exceptional capabilities. In small to medium-sized rooms, its extraordinary sound will leave even the most critical listeners enthralled!

FS 409

A loudspeaker concept that could not be more traditional. The key element is the new midrange drive unit of the FS 409. Combined with the JET 5, it presents an open sound that incorporates the acoustic characteristics of the surrounding space while maintaining excellent resolution. Superior ... in every key and in every room.



FS 407

The new oiled finish for the FS 407 will set pulses racing. The matte satin surface with its unique grain structure combines with the sublime sound of the FS 407 – a match made in heaven.

An elegantly proportioned floor-standing loudspeaker that is beautiful to behold. Yet the FS 407 can effortlessly recreate the sound of a concert hall, even in large rooms.

The FS 407 loves music and you'll love the FS 407!



Break free: AIR-X

Introducing a unique combination of wireless functionality and superlative sound quality.



AIR-X

Audiophile & Wireless.

One concept, one wish,

one solution: The new AIR-X system, consisting of active loudspeakers fitted with the AIR-X AMP amplifier unit and the AIR-X BASE station, ushers in a new era of music reproduction. The technology makes its debut in the award-winning Line 400 loudspeakers. The AIR-X 403 and AIR-X 407 are a powerful expression of the new system's capabilities –

offering outstanding precision and thrilling dynamics, with not a cable in sight.

This is wireless audio redefined to the highest standard, with ultra-precise DSP technology matched with classic analog amplification in the AIR-X AMP to deliver an unrivaled listening experience. Just add your favorite music to

bring everything seamlessly together.

**Break free – stay connected:
ELAC AIR-X**



Line AIR-X

Audiophile & Wireless.

22



WIRELESS & AUDIOPHILE

Lossless and uncompressed signal transmission meets Class A/B amplification: the AIR-X system is your guarantee of exceptional sound. The combined output of the AIR X AMP is 225 watts. Built-in DSP technology with 56-bit resolution allows for precise adjustments to the sound.



AIR-X AMP



MADE
IN
GERMANY



AIR-X REMOTE



AIR-X BASE



AIR-X BASE



AIR-X 403 with AIR-X BASE

MULTIZONE & MULTISOURCE

The BASE acts as the central control unit of the AIR-X system and can connect an almost unlimited number of AIR-X loudspeakers. It can transmit up to four signals to three different zones. With the option to connect up to three BASE stations in a system, the possibilities are endless.

AIR-X CONNECTIONS

Whether analog or digital – finding the right input on the AIR-X BASE is easy. Analog inputs on the AIR-X AMP also allow you to connect playback equipment in situations where wireless transmission is not desired.

Line AIR-X 400

24



STAND LS 30
optional

AIR-X 403

The premium model of the AIR-X bookshelf loudspeakers. It proves beyond doubt the capabilities of a compact loudspeaker. Thanks to the integrated AIR-X AMP, it delivers a powerful performance across the entire frequency spectrum.

**AIR-X 407**

In any position, the AIR-X 407 exceeds expectations ... with ease. It is a passionate performer that delights in revealing every musical nuance. With huge dynamic reserves on top, it's also a perfect choice for larger rooms.

AIR-X 409

A brilliant concept scales new heights: the AIR-X 409 is the latest addition to the AIR-X range and raises the bar even higher. Powerful electromechanical components in the form of two 180 mm woofers, a 150 mm midrange driver, and the JET 5 tweeter combine with a very special type of AIR-X AMP that employs Class A/B power amplifiers to drive the mid and high-frequencies and a 225 W ICE-Power module for the bass register.

Altogether, this adds up to a ground-shaking 450 W of amplifier output. The resulting sound is more than impressive – precise and finely etched, exceptionally dynamic yet always musical.



Life is full of sound.





Line 300

The ultimate ELAC classic.

Looking back, it seems almost surreal. No-one could have predicted its subsequent success, but when the ELAC Elegant 305 first filled the room with sound over 20 years ago, listeners closed their eyes and lost themselves in the music – and the intervening years have flown by.

27

Although the concept might not have been new,

its implementation was impressively meticulous. A loudspeaker with ultra-compact dimensions that was both elegant and acoustically overwhelming. What sounds like an impossible dream has been a reality for over 20 years ... and is now crowned with the BS 312.

Design and sound aesthetics in perfect unity – the secret is aluminum. It guarantees high rigidity from low material thicknesses and makes unique cabinet shape possible. The almost complete absence of a front baffle allows the sound to radiate with total freedom. The audible result is room-filling, unfettered ... utterly captivating.



Original size BS 312



Alternative BS 302 wall bracket
Mount the BS 302 conveniently on the wall and align it precisely – the VLB 500 wall bracket by Vogels® allows you to install stereo or multi-channel setups quickly and conveniently.



BS 302

Offering unmistakable style and sound: the BS 302 replaces the 301.2 and has one or two tricks up its sleeve. While a revised magnet system and modified crossover benefit the sound, the rear of the cabinet can accommodate the optional and extremely practical wall bracket.



BS 302 Grey High Gloss



Mono-Wiring connection

BS 312

A compact 2-way, bass-reflex design, the BS 312 incorporates the multi-award-winning JET 5 tweeter and a new woofer specially developed to ensure that electric signals are flawlessly converted into a superlative audio experience. This perfect partnership endows the BS 312 with unprecedented precision and dynamics in any position.





Beautiful
sound
perfected.





Line 260

Beautiful sound perfected.

Finding the right attributes that describe the shape of the Line 260 is not easy. You could refer in technical terms to the convex surfaces or in design terms to the organic contours that blend in the design. Whichever way you look at it, the shape is simply beautiful!

The technical components err on the side of visual restraint, but pack a powerful audible punch. The latest-generation JET 5 tweeter and aluminum sandwich woofer are connected by Van den Hul internal wiring to crossovers that feature only the highest quality components. The exclusive use of air coils and film capacitors reveals an attention to detail fully in keeping with our ELAC's philosophy.

Bringing sound to life in all its facets, awaking and maintaining a passion for music is a major undertaking ... and the Line 260 is the result of this endeavor.

The Line 260: Beautiful sound perfected.



32 A perfect stereo duo.

**BS 263**


FS 267

Captivating the listener comes easily to the FS 267. With a delightfully neutral sound backed by effortless performance, it's at home in rooms of any size. From the deepest lows to silky highs ... and everything in between - the FS 267 never misses a beat.

BS 263

The question arises how such a compact speaker is able to produce such a vast, all-pervasive sound. However, any desire to ponder the answer will be outweighed by the temptation to simply enjoy the music ... for many years to come.

**FS 267**



Detailed view of the JET 5



FS 267
in White High Gloss





Timeless

Taking a stand and steadfastly adhering to one's own beliefs even through changing times is not necessarily easy, but certainly very rewarding. For almost a decade, the Line 240 has remained true to its roots ... and achieved great success. The Line 240.3 also shares the same DNA and continues the proud tradition – more consistent than ever.



Line 240.3

Consistency in sound.

The simple yet striking cabinet contours are emphasized by shorter radii, while the uniform color of the chassis units exudes restrained visual elegance. The new magnetically attached baffle cover offers a view of the high-gloss paintwork used throughout, undisturbed by any mechanical fixings. The screwless trim ring of the JET 5 tweeter is the final piece in the puzzle of modifications. However, the highly regarded and award-winning sound of every loudspeaker in **the Line 240.3 remains unchanged.**

35



Time for a change.



JET 5

The result of an unwavering conviction, it never fails to delight in every loudspeaker. Thanks to the acoustic precision and musical sensitivity of the JET 5, the Line 240.3 authentically reproduces even the highest frequencies, for elevated listening pleasure.

36



CC 241.3

The principle remains the same: The center loudspeaker is the focal point of every surround-sound system. The powerful drive unit, which is also used in the FS 247.3, combines with a delightful tonal balance to guarantee listening pleasure in any position, and will blend seamlessly with any loudspeaker from the Line 240.3.



BS 243.3

The small loudspeaker with a big sound: don't be fooled by its size as the BS 243.3 is an incredibly accomplished performer. Whether free-standing on dedicated supports or on a shelf close to a wall – the BS 243.3 is a superb all-rounder.



BS 244.3

Compact but with a big sound: These larger compact models are the perfect choice when it comes to delivering "even better" sound in small spaces. Dynamics, bass extension, and precision – the BS 244.3 does it all in astounding quality thanks to its powerful 180 mm woofer.



Detailed view of the crystal membrane


**FS 247.3**

Conspicuous in a very particular way: it might appear discreet and slender, but its acoustic performance is anything but. With an astonishingly refined yet detailed sound, this is a loudspeaker that you will never tire of listening to.

**FS 249.3**

A proven formula: the concept behind the FS 249.3 is technically sophisticated yet eminently straightforward in that it employs a specialist for each frequency band. The result impresses with deep and accurate bass, authentic mids, and superb high-frequency reproduction.





Uni-Fi


by Andrew Jones.

A new chapter in coherent, concentric sound.

All three Uni-Fi loudspeakers—bookshelf, floorstanding and center-channel—employ a concentric driver. Because of its ideal time-domain characteristics, a concentric design—combining a tweeter and midrange diaphragm within a single voice coil—delivers the most coherent and accurate reproduction across the treble and midrange frequency spectrums. Because of their high cost, concentric drivers are traditionally used in only the most expensive speakers.

39

ELAC's chief engineer Andrew Jones explains how Uni-Fi Slim speakers are built on the same foundation: "My goal with the original Uni-Fi series was to create a line of speakers with technology and performance normally reserved for speakers costing significantly more, by going with a 3-way design and employing a new in-house developed concentric driver. With Uni-Fi Slim, design-conscious listeners can enjoy the same outstanding sound along with more elegant proportions and slim, high-quality cosmetics."



Concentric Driver

Uni-Fi

40



FS U5

The flagship floorstander of the Uni-Fi Slim series is a beautiful, precision instrument that offers advanced technology with its concentric midrange/high-frequency transducer and proprietary aluminum-cone drivers. These support a 3-way, bass-reflex design that delivers a sound and appearance unequalled at their price point. Add a subwoofer to create a very serious two-channel system, or use it as the heart of a no-compromise surround set up.





Detailed view of the Uni-Fi Single-Wiring-Terminals.

BS U5

Space constraints should never compromise great sound, and the Uni-Fi BS U5 Slim is the perfect solution when floor space is at a premium, but audiophile sound and refined good looks are not negotiable. Using the same outstanding driver and crossover components of its bigger brother, this compact, 3-way, bass-reflex monitor delivers the sonic signature of Uni-Fi in a smaller package.



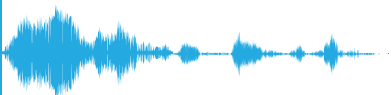
CC U5

The perfect complement to a Uni-Fi Slim surround-sound system, the elegant CC U5 Slim paints a seamless center stage for music and film with a slim, 3-way, bass-reflex design that uses the same outstanding concentric driver that makes every model in the Uni-Fi Slim series such a stand-out performer.



ELAC Debut by Andrew Jones.

100% Andrew Jones, 100% ELAC.



Line Debut

by Andrew Jones.

100% Andrew Jones, 100% ELAC: The first production of this collaboration was eagerly awaited. The result is a statement that will change your perception of affordable loudspeakers ... fundamentally.

43

While every loudspeaker can do far more than just fulfill requirements, the Debut Line truly sets new standards of workmanship and sound quality. The fact that the development of these loudspeakers started with a blank sheet of paper with no restrictions on engineering ingenuity becomes clear from the very first note: each individual loudspeaker delivers an enveloping sound of astonishing scale that will be a revelation in every application – from stereo to surround-sound, with or without Dolby Atmos®.

Debut

Music is the language of passion.

Richard Wagner

44




B4

Marking the entry point into the world of ELAC loudspeakers: The compact B4 is a game-changer that embodies the philosophy of “lifelike sound” with exceptional authenticity. Despite its affordable price, it exceeds all expectations with ease.



B5

Does the Debut B5 change the game for bookshelf speakers? Absolutely. It’s not just the size-to-performance ratio of this 2-way, bass reflex marvel that sets a new standard. The B5 may be the best value in the world of affordable speakers, with sound that surpasses speakers costing many times more.



B6

One step up yet still compact: The B6 matches the sound profile of the B5, but adds an extra dollop of bass and dynamic range thanks to its larger woofer and cabinet volume – making it a stand-out choice for larger rooms.



45

Exploded view of the Debut Line bookshelf loudspeaker

**F5**

An exceptionally capable floorstanding loudspeaker: the F5 combines a small footprint with room-filling sound. Its powerful drive units and effortless performance make it the perfect choice for stereo setups or the nucleus of multi-channel applications of any size.

**F6**

The Debut F6 loudspeaker combines the advanced drivers of the B6 bookshelf in a floorstanding 3-way, bass-reflex design that takes Debut performance to the limit. With sound that rivals speakers costing many times more, the F6 shows that quality components and superior engineering are a winning combination every time.



S10EQ grille



A4

Realism down to the finest detail ... thanks to Dolby Atmos®: in conjunction with Dolby Atmos®-enabled AV receivers or processors, the A4 recreates a three-dimensional impression of sound that catapults you into the middle of the action. Thanks to the reflection principle employed by the A4, installation couldn't be easier – simply place it on top of your main loudspeakers.



C5

At the heart of the action: a center loudspeaker is the key component of a full-blown surround-sound setup. The C5 not only reproduces dialog with exceptional clarity, but also has sufficient reserves for intense action scenes thanks to its two woofer chassis.

Trust is good, control is better.

ELAC Bluetooth® app-control.

Available for Apple® iPhone and Android® devices.



47



S10

When there is more to explore, the S10 excels at letting you hear and feel sounds you never knew existed. The 100 W power amplifier effortlessly delivers low-frequency impact that brings every type of music and film to life – perfect for stereo and multi-channel setups in smaller rooms.



S10EQ

Everything under control: The S10EQ offers convenient APP-based control and is equipped with the proven, automatic Auto EQ calibration function. Thanks to its 250 mm chassis, the passive radiator on the underside, and the powerful amplifier, it fills the room effortlessly with awesome low frequencies for impressive realism.



S12EQ

Equipped to shake the foundations: the S12EQ not only features a 300 mm chassis, an equally large passive radiator, and a 500 W amplifier. The intuitive APP allows you to adapt the subwoofer precisely to the acoustics of the room and you can even automate the entire process with the help of the Auto EQ function. For performance that is impressively deep – and deeply impressive!

Tweeter

QUALITY &

PERFORMANCE

Woofer with aramid membrane

Powerful Sound.

Compact designs that deliver spectacular performance: ELAC subwoofers integrate seamlessly into the overall sound while adding significant low-frequency impact and bringing music and movies to life.

While the choice of model can vary according to room size, all ELAC subwoofers offer impressive sound, superlative workmanship, and exceptional ease of use.





Subwoofer

Just how smart can a subwoofer be?

Surprisingly smart as it turns out from the two new models we are about to launch. What do they share in common? An intuitive but comprehensive app-based control interface. Simply pair your iPhone®, iPad® or an Android® device with the new ELAC subwoofers and adjust the sound to your preferences. The ELAC app required can be downloaded free of charge. Now what is really clever about the system is that there are no complicated network connections necessary as subwoofer and mobile device communicate directly via BLE (Bluetooth® Low Energy).


For users, this means no more fiddly adjustments at the rear of the subwoofer – for instance, if you want more bass for a movie evening, or if you want to avoid disturbing the neighbors at the dead of night. Four preset modes can be selected at the touch of a finger: Normal, Music, Cinema, and Night. Those who want to explore the possibilities of the app control system further will discover genuine pro-audio

options such as a parametric equalizer, a low-pass filter, and individual settings for power-saving auto-on function. However, perhaps the most exciting option is the calibration function, which uses the microphone on your smartphone to listen to the volume, frequency response and sound reflections in the room before automatically optimizing the sound of your ELAC subwoofer.

The new ELAC subwoofers can be connected directly using loudspeaker cables (left, center, right) or stereo RCA cables. In case of a SUB 2090 symmetrical wiring can be also used. And if you prefer to dispense with wires altogether, the new high-performance subwoofers are equipped with an ELAC Wireless Interface for wireless music transmission.

Surprisingly smart.

52



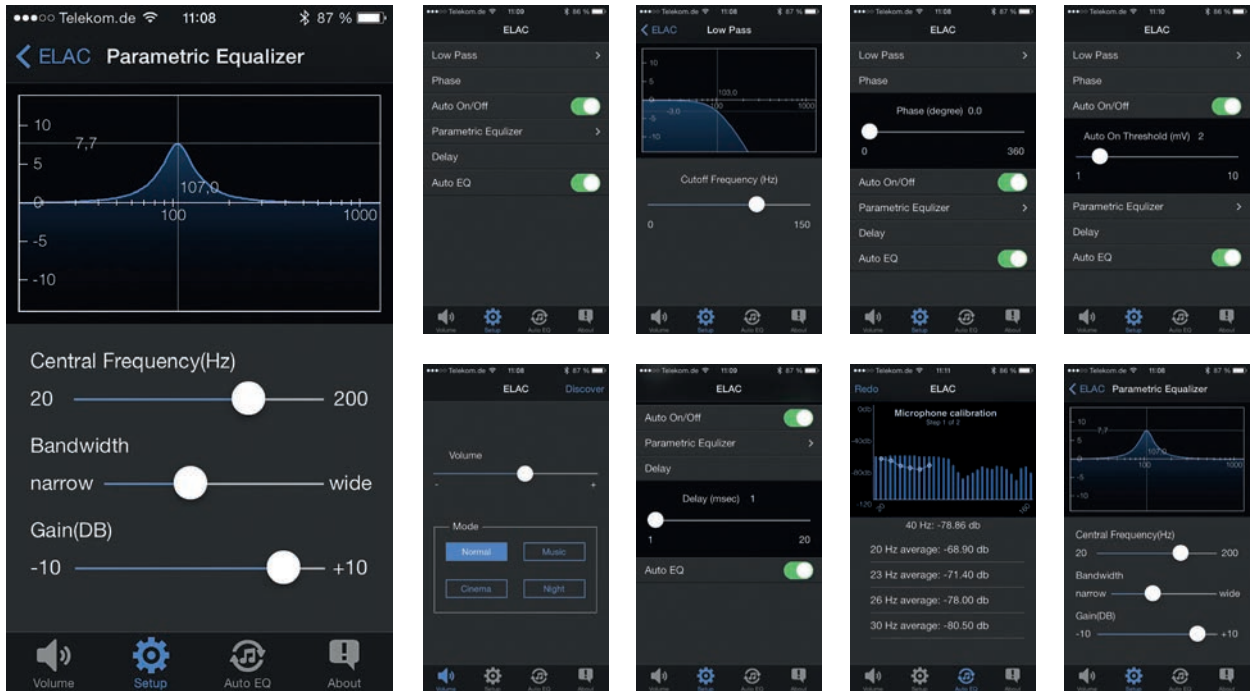
SUB 2030

Deep and dry, this is the sound of the SUB 2030 – just as it should be from a closed box subwoofer with a 250 mm driver. Particularly recommended for 190, 70 and Cinema loudspeakers.



SUB 2050

Entering the world of APP-controlled subwoofers: the SUB 2050 is a compact, but nevertheless a very powerful subwoofer. The combination of a 300 mm woofer and a powerful 500 W BASH amplifier delivers an impressive reproduction of the lowest frequency range. Because of this it is the perfect completion for compact bookshelf and floor standing speakers in stereo or multichannel applications.



Sample screenshots from app "SUB Control"



SUB 2070

Not just a little more: The SUB 2070 is scarcely any bigger than the SUB 2050, but its internal design is much more complex thanks to the Push-Push/Pull-Pull concept, which employs two 250 mm chassis placed in an opposing configuration and joined by the solid tension rod. The resulting lack of vibration ensures musical and precise reproduction, while the 600 W BASH® amplifier offers a huge dynamic range.



SUB 2090

A great deal more all round: although identical to the SUB 2070 in terms of design, the SUB 2090 moves every aspect of the performance up a level. The combination of two 300 mm woofers powered by a 1200W BASH® amplifier is simply breathtaking: with bass that is even deeper, more precise and, if desired, simply louder. The SUB 2090 also features balanced connections, while a special APP allows for even finer acoustic optimization.



PUSH-PUSH / PULL-PULL

A look into the cut-off model of the SUB 2070 discloses the principle of two drivers, oppositely positioned but electrically driven in parallel. Thanks to this the acoustical performances of both drivers are added up, but the mechanical forces cancel each other. No mechanical vibrations will disturb the audio reproduction, the result is just pure sound..

keep it simple.





ELAC - AM 200

Keep it simple, just be active.

Connect a source and you are good to go! With the AM 200, ELAC presents an active monitor that has been redesigned from the ground up, blending the DNA of the original AM Series with new capabilities.

55

Carefully selected features allow it to serve in a variety of applications – as a classic reference monitor, paired with streaming and music servers, or in numerous other configurations. The multi-award-winning JET 5 tweeter and aluminum sandwich woofer fitted to the AM 200 convert the full spectrum of electric signals into true audiophile sound - from crisp treble to accurate, controlled bass.

The electronics used also have an important influence on the sound of the AM 200. Newly designed Class A/B amplifiers deliver a total of 80 watts to the tweeter and woofer for an exceptionally dynamic performance.

A five-position selector switch, which influences multiple filter stages simultaneously, allows you to tailor the sound to the acoustic properties of the room. Whether placed close to a wall, on a sideboard, or in freestanding positions, the AM 200 achieves a perfect tonal balance at all times.

For analog connections, the AM 200 is fitted with one RCA socket, a 3.5 mm jack, and an XLR socket. A three-level gain control function allows you to match the speaker to the output voltage of the source device. Two S/PDIF digital inputs are also provided, one optical and one coaxial for sample rates of up to 192 kHz. The daisy-chain

function enables digital signals to be fed from one AM 200 speaker to another AM 200.

Connect a source and you are good to go – and should you forget to turn off the AM 200 at the end of your listening session, it can do so by itself thanks to the automatic On/Standby function.





ANALOG INPUTS



XLR / TRS



RCA

GAIN CONTROL

+4dBu



+19dB

-10dB

ROOM EQ

MF

LIN

NF

NF/CO

MF = MIDFIELD
OW = ON WALL
IN = LINEAR

NF = NEARFIELD
CO = CONSOLE

DIGITAL INPUTS



TOSLINK



S/PDIF IN



S/PDIF OUTPUT LINK

DIGITAL OPTIONS

LEFT

RIGHT

CHANNEL SELECT

POWER

OFF

ON

VOLTAGE SELECT

230

110-120VAC / 50-60Hz
220-240VAC / 50-60Hz



FUZE: 115VT 1.0AL 250V
FUZE: 230VT 500mAAL 250V



ELAC

ELECTROACUSTIC GMBH, GERMANY

PROFESSIONAL POWERED SPEAKER

MODEL NO: []

SERIAL NO: []



MAX. POWER CONSUMPTION 180W



AM 200

Tremendous sound due to the original ELAC JET tweeter and the optimized directionalistic character.





Cinema



For those who love the silver screen.



CINEMA 30

Hi-fi at its best ... and ultra-compact: the full complement of loudspeakers, but with dimensions that belie the true capabilities of the BS 302. The high-gloss paintwork also makes them an elegant addition to any interior. Supported by the powerful SUB 2030, they create a huge soundstage where even the finest details of movies and music are revealed and the lowest frequencies are felt as well as heard.



CINEMA 10

For performance on a grand scale: the Cinema 10 Set delights from the very first moment with its combination of all-inclusive functionality and Plug'n'Play convenience. Thanks to the matching accessories, you will waste no time in finding the perfect position for the satellite loudspeakers. And with their elegant brushed aluminum cabinets, the end result is a visual treat. The subwoofer S10 provides a powerful low-frequency foundation.



| | | Set in White | Set in Black | Set in Grey |
|------------------------------|---|--------------|--------------|-------------|
| SUB 2030 Satin White | ● | ■ | - | - |
| BS 302 White High Gloss | ● | ■ | - | - |
| SUB 2030 Black High Gloss | ● | - | ■ | ■ |
| BS 302 Black High Gloss | ● | - | ■ | - |
| BS 302 Grey High Gloss | ● | - | - | ■ |



Turn the music on-wall.



On-Wall wall-mounted loudspeakers

Introducing the composed, contemporary elegance of ELAC's on-wall line.

Here, the emphasis is on effortless mastery in the finest Northern German tradition. This is where form follows function, where the focus is not on corners and edges, but solely on technical necessities and the finest drive units of this size we've ever produced. An impressive woofer that is currently making people all over the world sit up and listen in the BS 312, and a Jet 5 tweeter whose outstanding test results across various models are a hot topic of discussion on blogs and web forums.

63

It's time to create your very own "wall of sound".



Turn the music on-wall.

64



WS 1645

Flexibility is the new mantra of our time. With drive units that have already attracted worldwide acclaim in the BS 312, this model offers astonishing bass extension thanks to special bass reflex tuning. Now also available in a cabinet that guarantees flexibility.



WS 1665

If you're looking for a more expansive sound, you'll be amazed at the astonishing performance of this unique model. A floor-standing model that's designed for the wall, the WS 1665 is an audiophile solution without the usual positioning problems.



Wall-mounting options
WS 1645 / WS 1445

Rear side with terminal and
three different wall-mounting options



Package contents
The WS 1645 / WS 1445 and WS 1665 / WS 1465 loudspeakers are supplied with two grilles: one for horizontal and the other for vertical mounting.

**WS 1425**

Ideal as part of a 5.1, 7.1, or 9.1 setup, or simply as a powerful solution when space is at a premium: The WS 1425 can be integrated unobtrusively but nevertheless creates an immediate acoustic impact, thanks to its coaxial driver configuration.

**WS 1445**

Versatile, uncomplicated and ideal for any application: The WS 1445 is an all-rounder and this is apparent at first glance. Mounted horizontally or vertically, this visually unobtrusive loudspeaker always puts the focus firmly on the music.

**WS 1465**

Versatile, uncomplicated and ideal for any application: The WS 1465 is an all-rounder and this is apparent at first glance. Mounted horizontally or vertically, this visually unobtrusive loudspeaker always puts the focus firmly on the music.

You have to show your colors
when it comes to sound.



Custom Colors

World of sound and colors.

ELAC loudspeakers always hit the right notes. And thanks to our custom lacquer finishes, they can now satisfy even the most exotic tastes.

Got a particular color in mind? Specify an RAL color number or the manufacturer's name for a paint and we'd be delighted to provide you with an individual quote.

With a customized ELAC loudspeaker, you're not just showing your true colors. You're also enjoying the ultimate in sound reproduction – guaranteed. That's because every ELAC loudspeaker undergoes the same stringent quality checks to ensure that your loudspeakers not only look great, but sound fantastic.



FS 507 VX-JET,
KAWASAKI® LIME
GREEN



SAFFRON YELLOW



FERRARI® RED



SEPANG BLUE




ORANGE FLAME





HAZELNUT BROWN



TOBACCO



PEARL RUBY RED



TITAN SHADOW



SIGNAL RED





Detailed view of 4 Pi Plus.2

Add-On

4 Pi PLUS.2

Experience something totally unique every time you press play. Unlike conventional tweeter designs, the 4Pi Plus.2 fully integrates the space behind the loudspeakers into the acoustic experience.

This makes the 4Pi Plus.2 tweeter the perfect addition to high-quality loudspeakers. It enables the sound to break free from the loudspeakers and fill the entire room – so you're literally immersed in the music.



Equipped with flexible options for adjusting sensitivity and the lower cutoff frequency, the 4Pi Plus.2 can be seamlessly integrated with virtually any loudspeaker. From gentle enhancement to subtle dominance – it's all a matter of personal preference. The ultimate winner is always the sound.



TS 3030

The realism of the Dolby Atmos® three-dimensional sound experience has got to be heard to be believed. With DolbyAtmos®-enabled AV receivers and processors, simply add the TS3030 to the top of your bookshelf or floorstanding speakers to achieve dimensionality that puts you in the middle of the music and the action.

Accessories



BLUETOOTH-RECEIVER APTX®

Turn any ELAC active loudspeaker into a wireless music system in one easy step with the ELAC Wireless aptX® Interface! For other active



SPEAKER STAND LS 30

High Gloss Black, Silk Matt Black, High Gloss White - Can be used with: BS 312, BS 243.3, BS 244.3, BS 192 and other compact loudspeakers
Height incl. Spikes: 700 mm
Base (W x D): 270 x 330 mm



LS STAND SAT

The LS Stand SAT (Textured Black Satin) puts the ultra-compact BS 302 on center stage and is optimized to enable convenient positioning of loudspeakers in any room.



D/A CONVERTER OPTICAL, STEREO

For connecting active loudspeakers, preamplifiers (or integrated amplifiers) without optical digital input to sources with only optical digital output, e.g. TFT flat screen TV's



WALL AND CEILING BRACKET, CEILING BRACKET

White painted metal;
Size 1 for WS 1425
Size 2 for WS 1445, WS 1645
2 pcs. size 1 for WS 1665



ULTIMATE SPIKE SET

Metal, High Gloss Chrome. Thread: M8 - Can be used with: 200, 240.2, 400 and 500 lines



ELAC

Plattenwechsler

Plattenspieler



ELAC

Return of
an icon.





Miracord 90 Anniversary

Back to the roots.

Ninety is the new thirty, as we say at ELAC, and we are celebrating the occasion by saluting the early decades of the company's history when our turntables reigned supreme. Memories of these times live on, and not just within our factory walls in Kiel: Dealers and customers are constantly asking when the ELAC loudspeaker family will finally include a turntable. Vinyl is popular among audiophiles and ELAC Miracord remains an iconic name from the era of the long-playing disc.

The ELAC Miracord 90 Anniversary


draws on this legacy and meets the highest standards in terms of sound quality, workmanship, and mechanical precision. Designed to deliver the same user experience as our speakers, it is a carefully thought-out and systematically executed concept that combines superlative engineering, exquisite workmanship, and premium materials.

The 5.5-kilogram MDF chassis rests on specially developed silicone feet that decouple the deck completely from the surface on which it is placed. The aluminum platter weighs 6.2 kilograms and sits on a sub-platter whose hardened steel axis rotates on a 8 mm ruby ball for

minimal friction. The axis is mounted using high-quality sintered bronze bearing bushings. The motor is double-decoupled from the chassis and, therefore, from the tonearm. Along with the rubber damping, the suspensions employed here use materials that have proven themselves ELAC speakers. The newly developed tonearm made of carbon-fiber forms a perfect symbiotic relationship with the drive mechanism. The pickup with its MicroLine stylus was developed specifically for ELAC in cooperation with Audio Technica and comes as standard with each model.

The Miracord 90 Anniversary proves not only that turntable expertise is very much alive in Kiel – aided by


the know-how of engineers from the golden era of the Miracord – but also that we understand the needs of vinyl fans. By revisiting the legendary chapter in the history of ELAC, we are sending a clear signal to the market as to what it can expect from Kiel in the near future: an expanded product range and, above all, a fascinating addition to the brand.





MIRACORD
ANNIVERSARY 







Discovery




Discovery Series

Discover music, experience the comfort.

The Discovery Music Server is designed to be the heart of a serious music system, offering playback of local and streaming music, rich multi-dimensional metadata and multi-room audio, all with an interface that anyone can master in a few minutes.

Keeping in line with quality music, the lossless, high-fidelity music streaming service Tidal® has been tightly integrated into the Discovery's software. Content from your local collection and content from Tidal are presented in the same beautiful, easy-to-use interface.





78

Discover...

NOTE:

The Discovery can be controlled using the free Roon Essentials app for Windows, OS X, iOS, and Android. For further information please visit www.elac.com.

There's so much to know





DISCOVERY MUSIC SERVER DS-S101-G

Adding your personal music collection is a snap. Either connect a hard drive to the rear mounted USB port or point the Discovery to your NAS (Networked Attached Storage) device and the Discovery will take care of the rest, organizing and gathering feature rich meta-data for your entire music collection. Expanding your Discovery system to other rooms is easy. Whether you want the full functionality of an integrated amplifier or simply wireless speakers in the kids room the Discovery eco-system is ready to grow when you are.

END POINT SUPPORT

Discovery and AirPlay

CONTROL & USER INTERFACE

Roon Control App:

For iOS (64-bit Devices), Android (4.4 and higher) Desktop Application:

Windows (7, 8, and 10) and Apple OSX (10.8 and higher)

FORMAT SUPPORT

Supported Audio Formats: WAV, AIFF, FLAC, ALAC, OGG, MP3, AAC 192kHz

24-Bit Audio Formats: WAV, AIFF, FLAC, ALAC

Native Support for SPDIF/COAX: 24kHz – 192kHz

INTEGRATED STREAMING SERVICES

Tidal

PLAYBACK MODES

Gapless, Crossfade, Shuffle, and Repeat

MULTI-ROOM SUPPORT

Type: Wired and Wireless Synchronized Audio: Yes



CONNECTIONS

Analog outputs (independent zones): 2

Coaxial output (independent zone): 1

(192 kHz 24-Bit Max) Optical output: 1

(192 kHz 24-Bit Max)

USB port (mass storage class): 1 USB 2.0

Ethernet port: 1 Gigabit Ethernet

Changes the rules of
engagement.





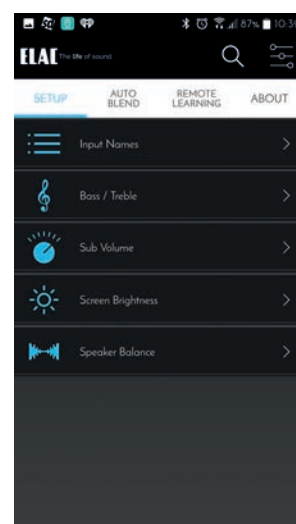
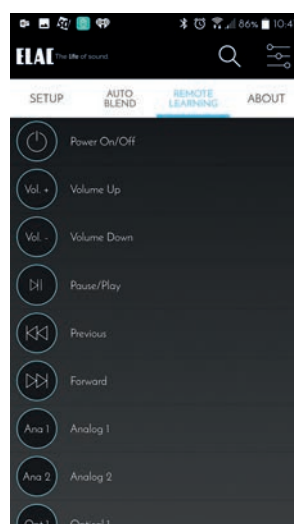
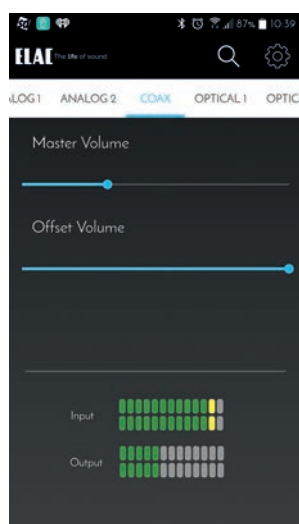

Element EA101EQ-G Integrated Amplifier

More than just an Amplifier.

While a handful of separates and integrated units offered great sound, none delivered the performance, flexibility and value essential for a product to carry the ELAC name. So where none existed before, the engineers started with a clean-sheet and simple design brief: build the most powerful, versatile, easy-to-use integrated amplifiers imaginable; do it without compromising sound, reliability and a great user experience; and price it so fairly that it becomes a hands-down choice, even when compared against units at many times the price.

81

Discover power, performance and value.





Discover power, performance and value.

80 Watt-per-channel integrated amp.

The Element EA101EQ-G makes quite a statement and is guaranteed to change the rules of the game for integrated amplifiers, with sound quality and feature-rich control flexibility that make it the go-to solution for a no-compromise sound system. Once you experience what it can do—especially with the new Debut, Uni-Fi or Line 240.3 loudspeakers—your world of sound just might be altered forever.

The BASH™ amplification solution

At their heart is a brand new BASH Tracking Amplifier delivering 85 Watts per channel into either 4 or 8 ohm speakers. This new amplifier uses a modulated switched mode power supply allied to a conventional class AB amplifier. Switching at more than 400,000 times per second, the supply tracks the incoming audio signal to ensure that the Class AB amplifier gets only the voltage necessary (with a little headroom) to cope with today's dynamic movie and music content, thus maximizing the efficiency and potential of the amplifier.



Technical specifications

CONCENTRO

| | |
|-------------------------------------|---------------------------------------|
| Height | 1680 mm with spikes |
| Width | 460 mm |
| Depth | 610 mm |
| Weight | ca. 140 kg |
| Type | 4-Way, bass reflex |
| Woofer | 4x 250 mm Ø AS cone |
| Tiefmitteltöner | 1x 220 mm Ø AS XR cone |
| Midrange | 1x 70 / 140 mm Ø, AS XR ring radiator |
| Tweeter | JET 5 Core, modified |
| Crossover frequency | 120 / 360 / 2700 Hz |
| Nominal power handling | 400 W |
| Peak power handling | 600 W |
| Frequency range (IEC 268-5) | 18 – 50000 Hz |
| Sensitivity | 90 dB /2,83 V/m |
| Suitable for amplifiers from ... to | 4 – 8 Ω |
| Nominal impedance | 4 Ω |
| Recommended amplifier power | 80 - 600 W/channel |
| Finishes | Black, White, High Gloss |

LINE 500

| | |
|-------------------------------------|--|
| Height x Width x Depth | 1373 x 320 x 466 mm |
| Weight | 57,2 kg |
| Type | 4-Way, bass reflex |
| Woofer | 2 x 220 mm Ø, AS XR cone |
| Midrange | 1 x 180 mm Ø, AS XR cone, LLD 1 x 50 mm / 105 mm Ø, AS XR ring radiator |
| Tweeter | JET 5 |
| Magnetic shielding | – |
| Crossover frequency | 120 600 2800 Hz |
| Frequency range (IEC 268-5) | 24 – 50000 Hz |
| Sensitivity | 89 dB at 2,83 V/m |
| Suitable for amplifiers from ... to | 4 – 8 Ω |
| Recommended amplifier power | 80 – 600 W/channel |
| Nominal Peak power handling | 280 W 350 W |
| Nominal Minimum impedance | 4 Ω 3,1 Ω at 75 Hz |
| Finishes | Black, High Gloss; Walnut, High Gloss |
| Accessories included in delivery: | Magn. fixed metal grille, bi-wiring set |

FS 509 VX-JET

LINE 500

| | |
|-------------------------------------|--|
| Height x Width x Depth | 1198 x 280 x 413 mm |
| Weight | 37 kg |
| Type | 3½-Way, bass reflex |
| Woofer | 2 x 180 mm Ø, AS XR cone |
| Midrange | 50 mm 105 mm Ø, AS XR ring radiator |
| Tweeter | JET 5 |
| Magnetic shielding | – |
| Crossover frequency | 180 550 2700 Hz |
| Frequency range (IEC 268-5) | 26 – 50000 Hz |
| Sensitivity | 88,5 dB at 2,83 V/m |
| Suitable for amplifiers from ... to | 4 – 8 Ω |
| Recommended amplifier power | 60 – 500 W/channel |
| Nominal Peak power handling | 220 W 300 W |
| Nominal Minimum impedance | 4 Ω 3,5 Ω at 95 Hz |
| Finishes | Black, High Gloss; Walnut, High Gloss |
| Accessories included in delivery: | Magn. fixed metal grille, bi-wiring set |

FS 507 VX-JET

LINE 400

Height x Width x Depth
 Weight
 Type
 Woofer
 Midrange
 Tweeter
 Magnetic shielding
 Crossover frequency
 Frequency range (IEC 268-5)
 Sensitivity
 Suitable for amplifiers from ... to
 Recommended amplifier power
 Nominal | Peak power handling
 Nominal | Minimum impedance
 Finishes

Accessories included in delivery:

FS 409

1180 x 290 x 380 mm
 32,5 kg
 3 ½-Way, bass reflex
 2 x 180 mm Ø, AS XR cone
 150 mm Ø, AS XR cone
 JET 5
 –
 140 | 360 | 2700 Hz
 28 – 50000 Hz
 89 dB at 2,83 V/m
 4 – 8 Ω
 40 – 450 W/channel
 200 W | 280 W
 4 Ω | 3,4 Ω at 105 Hz
 Black, White, High Gloss,
 Walnut, High Gloss

Magn. fixed fabric grille
 M8-Traversal

FS 407

1038 x 260 x 314 mm
 20,4 kg
 2 ½-Way, bass reflex
 2 x 150 mm Ø, AS XR cone
 (150 mm)
 JET 5
 –
 450 | 2500 Hz
 30 – 50000 Hz
 88 dB at 2,83 V/m
 4 – 8 Ω
 40 – 300 W/channel
 130 W | 170 W
 4 Ω | 3,5 Ω at 200 Hz
 Black, White, High Gloss,
 Walnut, High Gloss,
 Walnut, Oiled

Magn. fixed fabric grille
 M8-Traversal

CC 400

204 x 650 x 314 mm
 14 kg
 2 ½-Way, bass reflex
 2 x 150 mm Ø, AS XR cone
 (150 mm)
 JET 5
 –
 450 | 2400 Hz
 32 – 50000 Hz
 88,5 dB at 2,83 V/m
 4 – 8 Ω
 40 – 250 W/channel
 120 W | 160 W
 4 Ω | 3,6 Ω at 180 Hz
 Black, White, High Gloss,
 Walnut, High Gloss

Magn. fixed fabric grille

LINE 400

Height x Width x Depth
 Weight
 Type
 Woofer
 Midrange
 Tweeter
 Magnetic shielding
 Crossover frequency
 Frequency range (IEC 268-5)
 Sensitivity
 Suitable for amplifiers from ... to
 Recommended amplifier power
 Nominal | Peak power handling
 Nominal | Minimum impedance
 Finishes

Accessories included in delivery:

BS 403

308 x 166 x 294 mm
 7,3 kg
 2-Way, bass reflex
 1 x 150 mm Ø, AS XR cone
 –
 JET 5
 –
 2500 Hz
 41 – 50000 Hz
 86 dB at 2,83 V/m
 4 – 8 Ω
 40 – 200 W/channel
 70 W | 100 W
 4 Ω | 3,2 Ω at 260 Hz
 Black, White, High Gloss,
 Walnut, High Gloss,
 Walnut, Oiled

Magn. fixed fabric grille

LINE AIR-X

Height x Width x Depth
 Weight
 Type
 Woofer
 Midrange
 Tweeter
 Crossover frequency
 Frequency range (IEC 268-5)
 Finishes
 Accessories included in delivery:

AIR-X 409

1180 x 290 x 380 mm
 31,8 kg
 3-Way, active, bass reflex
 2 x 180 mm Ø, AS XR cone
 1 x 150 mm Ø, AS XR cone
 JET 5
 360 | 2700 Hz
 24 – 23000 Hz
 Black, White, High Gloss, Walnut, High Gloss
 Magn. fixed fabric grille, M8 spiked/rubber feet, fabric grille

AIR-X 407

1038 x 260 x 290 mm
 20,9 kg
 3-Way, active, bass reflex
 2 x 150 mm Ø, AS XR cone
 JET 5
 450 | 2550 Hz
 28 – 23000 Hz
 Black, White, High Gloss, Walnut, High Gloss, Walnut, Oiled
 Magn. fixed fabric grille, M8 spiked/rubber feet, fabric grille

AIR-X 403

308 x 166 x 270 mm
 7,8 kg
 2-Way, active, bass reflex
 1 x 150 mm Ø, AS XR cone
 JET 5
 2700 Hz
 38 – 23000 Hz
 Black, White, High Gloss, Walnut, High Gloss, Walnut, Oiled
 Magn. fixed fabric grille

LINE AIR-X

Height x Width x Depth
 Weight
 Power supply voltage
 Mains fuse
 Wireless system specifications
 Wireless system operating range
 Wireless RF frequency range
 Wireless audio frequency range
 Max. amplifier power | nominal impedance
 Power consumption
 S / N ratio

AIR-X BASE

38 x 160 x 98 mm
 250 g
 5 V | 0.5 A DC (AC adaptor: 100 to 240 V~ | 50 to 60 Hz)
 –
 Digital wireless audio link, 2.4 GHz, KlearNet by SMSC - 4 simultaneous uncompressed stereo audio streams 48 kHz | 24 Bit
 70 m (free sight between AIR-X BASE and AIR-X speaker)
 2,400 to 2,483.5 MHz
 10 to 23,000 Hz
 –
 2,5 W
 –
 Analog:
 1x unbal., stereo, RCA
 1x unbal., stereo, 3.5 mm TRS
 1x unbal., stereo, ELAC WL interface, USB-A jack
 Digital:
 2x digital optical input, TOSLINK, up to 96 kHz / 24 Bit
 1x USB-B input for direct connection to PC (sound card function)
 700 mV (3,5 mm TRS) | 700 mV (Cinch)
 14 kΩ (3,5 mm TRS, Cinch)

AIR-X AMP

–
 –
 115 to 240 V~ | 50 to 60 Hz
 T 3:15 A L 250 V (5 x 20 mm)
 Digital wireless audio link, 2.4 GHz, KlearNet by SMSC - 4 simultaneous uncompressed stereo audio streams 48 kHz | 24 Bit
 70 m (free sight between AIR-X BASE and AIR-X speaker)
 2,400 to 2,483.5 MHz
 10 to 23,000 Hz
 225 W Class A/B | 4 Ω
 320 W
 Appr. 100 dB (A) rel. to full power
 Digital wireless audio:
 2.4 GHz KlearNet
 Analog:
 1x balanced: XLR
 1x unbalanced: RCA
 700 mV (Cinch) | 0 dBu (XLR)
 7,8 kΩ (Cinch) | 7,1 kΩ (XLR)

LINE 300

| |
|-------------------------------------|
| Height x Width x Depth |
| Weight |
| Type |
| Woofers |
| Midrange |
| Tweeter |
| Magnetic shielding |
| Crossover frequency |
| Frequency range (IEC 268-5) |
| Sensitivity |
| Suitable for amplifiers from ... to |
| Recommended amplifier power |
| Nominal Peak power handling |
| Nominal Minimum impedance |
| Finishes |

BS 312

| |
|--------------------------|
| 208 x 123 x 282 mm |
| 7,2 kg |
| 2-Way, bass reflex |
| 1 x 115 mm Ø, AS XR cone |
| – |
| JET 5 |
| – |
| 3.200 Hz |
| 42 – 50000 Hz |
| 87 dB at 2,83 V/m |
| 4 – 8 Ω |
| 50 – 150 W/channel |
| 75 W 100 W |
| 4 Ω 3,4 Ω at 280 Hz |
| Black, White, High Gloss |

LINE 260

| |
|-------------------------------------|
| Height x Width x Depth |
| Weight |
| Type |
| Woofers |
| Midrange |
| Tweeter |
| Magnetic shielding |
| Crossover frequency |
| Frequency range (IEC 268-5) |
| Sensitivity |
| Suitable for amplifiers from ... to |
| Recommended amplifier power |
| Nominal Peak power handling |
| Nominal Minimum impedance |
| Finishes |

FS 267

| |
|---------------------------|
| 1021 x 240 x 285 mm |
| 19,8 kg |
| 2 ½-Way, bass reflex |
| 2 x 150 mm Ø, AS XR cone |
| (150 mm) |
| JET 5 |
| – |
| 500 2500 Hz |
| 30 – 50000 Hz |
| 88,5 dB at 2,83 V/m |
| 4 – 8 Ω |
| 30 – 250 W/channel |
| 120 W 160 W |
| 4 Ω 3,4 Ω at 190 Hz |
| Black, White, High Gloss, |

LINE 260

| |
|-------------------------------------|
| Height x Width x Depth |
| Weight |
| Type |
| Woofers |
| Midrange |
| Tweeter |
| Magnetic shielding |
| Crossover frequency |
| Frequency range (IEC 268-5) |
| Sensitivity |
| Suitable for amplifiers from ... to |
| Recommended amplifier power |
| Nominal Peak power handling |
| Nominal Minimum impedance |
| Finishes |
| Accessories included in delivery: |

CC 261

| |
|---------------------------|
| 170 x 624 x 355 mm |
| 14,3 kg |
| 2 ½-Way, bass reflex |
| 2 x 150 mm Ø, AS XR cone |
| – |
| JET 5 |
| – |
| 500 2500 Hz |
| 34 – 50000 Hz |
| 89 dB at 2,83 V/m |
| 4 – 8 Ω |
| 30 - 250 W / channel |
| 110 W 140 W |
| 4 Ω 3,4 Ω at 185 Hz |
| Black, White, High Gloss |
| Magn. fixed fabric grille |

BS 263

| |
|---------------------------|
| 285 x 192 x 285 mm |
| 6,6 kg |
| 2-Way, bass reflex |
| 1 x 150 mm Ø, AS XR cone |
| – |
| JET 5 |
| – |
| 2500 Hz |
| 41 – 50000 Hz |
| 87,5 dB at 2,83 V/m |
| 4 – 8 Ω |
| 30 - 150 W/channel |
| 60 W 80 W |
| 4 Ω 3,7 Ω at 230 Hz |
| Black, White, High Gloss |
| Magn. fixed fabric grille |

LINE 240

| | |
|-------------------------------------|--|
| Height x Width x Depth | 1147 x 260 x 368 mm |
| Weight | 31 kg |
| Type | 3-Way, bass reflex |
| Woofer | 2 x 180 mm Ø, AS XR cone |
| Midrange | 140 mm Ø, AS XR cone |
| Tweeter | JET 5 |
| Magnetic shielding | – |
| Crossover frequency | 500 2800 Hz |
| Frequency range (IEC 268-5) | 28 – 50000 Hz |
| Sensitivity | 90 dB at 2,83 V/m |
| Suitable for amplifiers from ... to | 4 – 8 Ω |
| Recommended amplifier power | 30 – 400 W/channel |
| Nominal Peak power handling | 200 W 250 W |
| Nominal Minimum impedance | 4 Ω 3,0 Ω at 120 Hz |
| Finishes | Black, White, High Gloss |
| Accessories included in delivery: | M8 spiked/rubber feet, Magn. fixed fabric grille |

FS 249.3

| | |
|-------------------------------------|--|
| Height x Width x Depth | 1.021 x 220 x 320 mm |
| Weight | 16,8 kg |
| Type | 2 ½-Way, bass reflex |
| Woofer | 2 x 150 mm Ø, AS XR cone |
| Midrange | (150 mm) |
| Tweeter | JET 5 |
| Magnetic shielding | – |
| Crossover frequency | 500 2500 Hz |
| Frequency range (IEC 268-5) | 30 – 50000 Hz |
| Sensitivity | 89 dB at 2,83 V/m |
| Suitable for amplifiers from ... to | 4 – 8 Ω |
| Recommended amplifier power | 30 – 250 W/channel |
| Nominal Peak power handling | 120 W 160 W |
| Nominal Minimum impedance | 4 Ω 3,4 Ω at 210 Hz |
| Finishes | Black, White, High Gloss |
| Accessories included in delivery: | M8 spiked/rubber feet, Magn. fixed fabric grille |

FS 247.3

| | |
|-------------------------------------|---------------------------|
| Height x Width x Depth | 330 x 200 x 282 mm |
| Weight | 7,4 kg |
| Type | 2-Way, bass reflex |
| Woofer | 1 x 180 mm Ø, AS XR cone |
| Midrange | – |
| Tweeter | JET 5 |
| Magnetic shielding | – |
| Crossover frequency | 2500 Hz |
| Frequency range (IEC 268-5) | 38 – 50000 Hz |
| Sensitivity | 88 dB at 2,83 V/m |
| Suitable for amplifiers from ... to | 4 – 8 Ω |
| Recommended amplifier power | 30 – 200 W/channel |
| Nominal Peak power handling | 80 W 120 W |
| Nominal Minimum impedance | 4 Ω 3,3 Ω at 190 Hz |
| Finishes | Black, White, High Gloss |
| Accessories included in delivery: | Magn. fixed fabric grille |

BS 244.3**LINE 240**

| | |
|-------------------------------------|--------------------------|
| Height x Width x Depth | 285 x 170 x 232 mm |
| Weight | 5,2 kg |
| Type | 2-Way, bass reflex |
| Woofer | 1 x 150 mm Ø, AS XR cone |
| Midrange | – |
| Tweeter | JET 5 |
| Magnetic shielding | – |
| Crossover frequency | 2500 Hz |
| Frequency range (IEC 268-5) | 41 – 50000 Hz |
| Sensitivity | 87,5 dB at 2,83 V/m |
| Suitable for amplifiers from ... to | 4 – 8 Ω |
| Recommended amplifier power | 30 – 150 W/channel |
| Nominal Peak power handling | 60 W 80 W |
| Nominal Minimum impedance | 4 Ω 3,6 Ω at 240 Hz |
| Finishes | Black, White, High Gloss |
| Accessories included in delivery: | fabric grille |

BS 243.3

| | |
|-------------------------------------|--------------------------|
| Height x Width x Depth | 170 x 430 x 350 mm |
| Weight | 9,4 kg |
| Type | 2 ½-Way, bass reflex |
| Woofer | 2 x 150 mm Ø, AS XR cone |
| Midrange | (150 mm) |
| Tweeter | JET 5 |
| Magnetic shielding | Yes |
| Crossover frequency | 500 2400 Hz |
| Frequency range (IEC 268-5) | 34 – 50000 Hz |
| Sensitivity | 89,5 dB at 2,83 V/m |
| Suitable for amplifiers from ... to | 4 – 8 Ω |
| Recommended amplifier power | 30 – 200 W/channel |
| Nominal Peak power handling | 110 W 140 W |
| Nominal Minimum impedance | 4 Ω 3,2 Ω at 190 Hz |
| Finishes | Black, White, High Gloss |
| Accessories included in delivery: | fabric grille |

CC 241.3

UNI-Fi

| |
|--|
| Height x Width x Depth |
| Weight |
| Type |
| Woofer |
| Midrange |
| Tweeter |
| Magnetic shielding |
| Crossover frequency |
| Frequency range (IEC 268-5) |
| Sensitivity |
| Suitable for amplifiers from ... to |
| Recommended amplifier power |
| Nominal Peak power handling |
| Nominal Minimum impedance |
| Finishes |
| Accessories included in delivery: |

FS U5

| |
|---------------------------|
| 965 x 200 x 273 mm |
| 18,0 kg |
| 3-Way, bass reflex |
| 3x 130 mm Ø, aluminium |
| 1 x 100 mm Ø, aluminium |
| 1 x 25 mm Ø, soft dome |
| – |
| 270 / 2700 Hz |
| 42 – 25000 Hz |
| 85 dB at 2,83 V/m |
| 4 – 8 Ω |
| 50 – 150 W/channel |
| 140 W |
| 4 Ω 3,4 Ω at 280 Hz |
| Satin Black and White |
| Magn. fixed fabric grille |

BS U5

| |
|---------------------------|
| 324 x 200 x 273 mm |
| 7,5 kg |
| 3-Way, bass reflex |
| 1 x 130 mm Ø, aluminium |
| 1 x 100 mm Ø, aluminium |
| 1 x 25 mm Ø, soft dome |
| – |
| 270 / 2700 Hz |
| 46 – 25000 Hz |
| 85 dB at 2,83 V/m |
| 4 – 8 Ω |
| 50 – 150 W/channel |
| 140 W |
| 4 Ω 3,4 Ω at 280 Hz |
| Satin Black and White |
| Magn. fixed fabric grille |

CC U5

| |
|---------------------------|
| 200 x 476 x 273 mm |
| 10,5 kg |
| 3-Way, bass reflex |
| 2 x 130 mm Ø, aluminium |
| 1 x 100 mm Ø, aluminium |
| 1 x 25 mm Ø, soft dome |
| – |
| 270 / 2700 Hz |
| 48 – 25000 Hz |
| 85 dB at 2,83 V/m |
| 4 – 8 Ω |
| 50 – 150 W/channel |
| 140 W |
| 4 Ω 3,4 Ω at 280 Hz |
| Satin Black and White |
| Magn. fixed fabric grille |

DEBUT

| |
|--|
| Height x Width x Depth |
| Weight |
| Type |
| Woofer |
| Midrange |
| Tweeter |
| Magnetic shielding |
| Crossover frequency |
| Frequency range (IEC 268-5) |
| Sensitivity |
| Suitable for amplifiers from ... to |
| Recommended amplifier power |
| Nominal Peak power handling |
| Nominal Minimum impedance |
| Finishes |
| Accessories included in delivery: |

B4

| |
|------------------------------------|
| 292 x 178 x 216 mm |
| 4,2 kg |
| 2-Way, bass reflex |
| 1 x 100 mm Ø, woven, Aramid®-Fiber |
| – |
| 25 mm Ø, soft dome |
| – |
| 2500 Hz |
| 48 – 20000 Hz |
| 84,5 dB at 2,83 V/m |
| 4 – 8 Ω |
| 20 – 80 W/channel |
| 40 W 80 W |
| – |
| Black brushed vinyl |
| Magn. fixed fabric grille |

B5

| |
|------------------------------------|
| 342 x 200 x 222 mm |
| 5,2 kg |
| 2-Way, bass reflex |
| 1 x 130 mm Ø, woven, Aramid®-Fiber |
| – |
| 25 mm Ø, soft dome |
| – |
| 3000 Hz |
| 46 – 20000 Hz |
| 85 dB at 2,83 V/m |
| 4 – 8 Ω |
| 20 – 120 W/channel |
| 50 W 70 W |
| – |
| Black brushed vinyl |
| Magn. fixed fabric grille |

B6

| |
|------------------------------------|
| 356 x 216 x 254 mm |
| 6,5 kg |
| 2-Way, bass reflex |
| 1 x 165 mm Ø, woven, Aramid®-Fiber |
| – |
| 25 mm Ø, soft dome |
| – |
| 3000 Hz |
| 44 – 20000 Hz |
| 87 dB at 2,83 V/m |
| 4 – 8 Ω |
| 20 – 120 W/channel |
| 50 W 70 W |
| – |
| Black brushed vinyl |
| Magn. fixed fabric grille |

| DEBUT | F5 | F6 | C5 |
|-------------------------------------|------------------------------------|---|------------------------------------|
| Height x Width x Depth | 965 x 200 x 222 mm | 1092 x 216 x 254 mm | 200 x 476 x 222 mm |
| Weight | 14,9 kg | 21,2 kg | 8,2 kg |
| Type | 2 ½-Way, bass reflex | 3-Way, bass reflex | 2-Way, bass reflex |
| Woofers | 3 x 130 mm Ø, woven, Aramid®-Fiber | 2 x 165 mm Ø, woven, Aramid®-Fiber | 2 x 130 mm Ø, woven, Aramid®-Fiber |
| Midrange | – | 165 mm Ø, Aramid-Faser verstärkte Kalotte | – |
| Tweeter | 25 mm soft dome | 25 mm soft dome | 25 mm soft dome |
| Magnetic shielding | – | – | – |
| Crossover frequency | 100 Hz 3000 Hz | 100 3000 Hz | 3000 Hz |
| Frequency range (IEC 268-5) | 42 – 20000 Hz | 39 – 20000 Hz | 48 – 20000 Hz |
| Sensitivity | 85,5 dB at 2,83 V/m | 87 dB at 2,83 V/m | 87 dB at 2,83 V/m |
| Suitable for amplifiers from ... to | 4 – 8 Ω | – | 4 – 8 Ω |
| Recommended amplifier power | 20 – 140 W/channel | 30 – 150 W/channel | 20 – 120 W/channel |
| Nominal Peak power handling | 70 W 140 W | 100 W 130 W | 50 W 70 W |
| Nominal Minimum impedance | – | 5 Ω 4,2 Ω at 52 Hz | – |
| Finishes | Black brushed vinyl | Black brushed vinyl | Black brushed vinyl |
| Accessories included in delivery: | metal grille | metal grille | metal grille |

| DEBUT | S10 | S10EQ | S12EQ |
|----------------------------------|-------------------------|---|---|
| Height x Width x Depth | 343 x 343 x 343 mm | 343 x 343 x 343 mm | 432 x 432 x 432 mm |
| Weight | 13,0 kg | 14,1 kg | 24,9 kg |
| Type | 1-Way, bass reflex | 1-Way active, passive radiator | 1-Way active, passive radiator |
| Woofers | 1 x 250 mm Ø | 1 x 250 mm Ø | 1 x 300 mm Ø |
| Frequency range (IEC 268-5) | 35 – 150 Hz | 28 – 150 Hz | 25 – 150 Hz |
| Maximum amplifier power | 100 W | 200 W | 500 W |
| Crossover frequency | 50 – 150 Hz, adjustable | 50 – 150 Hz, adjustable | 50 – 150 Hz, adjustable |
| Finishes | Black brushed vinyl | Black brushed vinyl | Black brushed vinyl |
| Accessories included in delivery | – | Free ELAC SUB Control APP for iOS®7 and Android®4 | Free ELAC SUB Control APP for iOS®7 and Android®4 |

DEBUT**A4**

| | |
|-------------------------------------|------------------------------------|
| Height x Width x Depth | 123 x 200 x 222 mm |
| Weight | 4,0 kg |
| Type | geschlossenes Gehäuse |
| Woofers | 1 x 100 mm woven, Aramid®-Fiber |
| Midrange | – |
| Tweeter | 12,5 mm polymer-dome |
| Magnetic shielding | – |
| Crossover frequency | 5.000 Hz |
| Frequency range (IEC 268-5) | 180 – 20.000 Hz |
| Sensitivity | 85 dB at 2,83 V/m |
| Suitable for amplifiers from ... to | 4 – 8 Ω |
| Recommended amplifier power | 20 – 80 W/channel |
| Nominal Peak power handling | 50 W 70 W |
| Nominal Minimum impedance | – |
| Finishes | Black brushed vinyl |

SUBWOOFER**SUB 2030****SUB 2050****SUB 2070**

| | | | |
|----------------------------------|-----------------------|---|---|
| Height x Width x Depth | 356 x 300 x 315 mm | 440 x 380 x 380 mm | 475 x 360 x 385 mm |
| Weight | 14 kg | 22 kg | 32 kg |
| Type | 1-Way active | 1-Way active, 2 woofers in closed box, Push-Push/Pull-Pull | 1-Way active, 2 woofers in closed box, Push-Push/Pull-Pull |
| Woofers | 1 x 250 mm Ø, AS cone | 1 x 300 mm Ø, AS cone | 2 x 250 mm Ø, AS cone |
| Upper cutoff frequency | 44 – 160 Hz | 40 – 150 Hz | 40 – 150 Hz |
| Frequency range (IEC 268-5) | 20 – 180 Hz | 19 – 180 Hz | 18 – 180 Hz |
| Maximum amplifier power | 350 W | 500 W | 600 W |
| Finishes | Satin Black and White | Black, White, High Gloss | Black, White, High Gloss |
| Accessories included in delivery | – | Free ELAC SUB Control APP for iOS®7 and Android®4 | Free ELAC SUB Control APP for iOS®7 and Android®4 |

SUBWOOFER

SUB 2090

LINE ACTIVE MONITOR

AM 200

| | |
|----------------------------------|--|
| Height x Width x Depth | 533 x 420 x 420 mm |
| Weight | 40 kg |
| Type | 1-Way active, 2 woofers in closed box , Push-Push/Pull-Pull |
| Woofers | 2 x 300 mm Ø, AS cone |
| Upper cutoff frequency | 40 – 150 Hz, adjustable |
| Frequency range (IEC 268-5) | 17 – 180 Hz |
| Maximum amplifier power | 1200 W |
| Finishes | Black, High Gloss |
| Accessories included in delivery | Free ELAC SUB Control APP for iOS®7 and Android®4 |

| | |
|---|--|
| Height x Width x Depth (w.ith heatsink) | 292 x 198 x 252 (280) mm |
| Weight | 7,5 kg |
| Type | 2-Way, active, bass reflex |
| Woofers | 1 x 150 mm Ø, AS cone |
| Midrange | – |
| Tweeter | JET 5 |
| Magnetic shielding | - |
| Max. amplifier power | 180 W |
| Frequency range (IEC 268-5) | 38 – 50000 Hz |
| Sensitivity | – |
| Digital Input | 1 x S/PDIF (RCA), 1 x TOSLINK |
| Analo Input | 1 x balanced (XLR / 6.3 mm TRS), 1 x unbal. (RCA) |
| Output | Digital: 1 x S/PDIF thru (RCA) |
| Finishes | Satin Black and White Bicolor |

LINE CINEMA

BS 302

LINE CINEMA

SUB 2030

| | |
|-------------------------------------|--|
| Height x Width x Depth | 121 x 91 x 111 mm |
| Weight | 1,3 kg |
| Type | 2-Way, closed |
| Woofers | 85 x 115 mm Ø, AS cone |
| Midrange | – |
| Tweeter | soft dome, 20 mm Ø |
| Magnetic shielding | – |
| Crossover frequency | 80 2390 Hz |
| Frequency range (IEC 268-5) | 80 – 35000 Hz |
| Sensitivity | 86 dB at 2,83 V/m |
| Suitable for amplifiers from ... to | 8 Ω |
| Recommended amplifier power | 20 – 120 W/channel |
| Nominal Peak power handling | 60 W 75 W |
| Nominal Minimum impedance | 4 Ω 3,5 Ω at 1.200 Hz |
| Finishes | Black, White, High Gloss Grey, High Gloss |
| Accessories included in delivery: | metal grille |

| | |
|-----------------------------|-----------------------|
| Height x Width x Depth | 356 x 300 x 315 mm |
| Weight | 14 kg |
| Type | 1-Way active |
| Woofers | 1 x 250 mm Ø, AS cone |
| Upper cutoff frequency | 44 – 160 Hz |
| Frequency range (IEC 268-5) | 20 – 180 Hz |
| Maximum amplifier power | 350 W |
| Finishes | Satin Black and White |

LINE ON-WALL**WS 1665****WS 1645**

| | | |
|--|--------------------------------|--------------------------------|
| Height x Width x Depth | 650 x 220 x 98 mm | 400 x 220 x 98 mm |
| Weight | 7,8 kg | 4,7 kg |
| Type | 2 ½-Way, bass reflex | 2-Way, bass reflex |
| Woofers | 2 x 115 mm Ø, AS XR cone | 115 mm Ø, AS XR cone |
| Midrange | (115 mm) | – |
| Tweeter | JET 5 | JET 5 |
| Magnetic shielding | – | – |
| Crossover frequency | 600 3600 Hz | 3400 Hz |
| Frequency range (IEC 268-5) | 46 – 50000 Hz | 50 – 50000 Hz |
| Sensitivity | 89,5 dB at 2,83 V/m | 88,5 dB at 2,83 V/m |
| Suitable for amplifiers from ... to | 4 – 8 Ω | 4 – 8 Ω |
| Recommended amplifier power | 20 – 200 W/channel | 20 – 150 W/channel |
| Nominal Peak power handling | 100 W 130 W | 70 W 100 W |
| Nominal Minimum impedance | 5 Ω 4,2 Ω at 52 Hz | 4 Ω 3,9 Ω at 400 Hz |
| Finishes | Satin Black and White | Satin Black and White |
| Accessories included in delivery: | Two magn. fixed fabric grilles | Two magn. fixed fabric grilles |

LINE ON-WALL**WS 1465****WS 1445****WS 1425**

| | | | |
|--|--------------------------------|--------------------------------|---------------------------|
| Height x Width x Depth | 650 x 220 x 98 mm | 400 x 220 x 98 mm | 220 x 220 x 98 mm |
| Weight | 7,3 kg | 4,3 kg | 2,5 kg |
| Type | 2 ½-Way, bass reflex | 2-Way, bass reflex | 2-Wege, geschlossen |
| Woofers | 2 x 115 mm Ø, AS cone | 1x 115 mm Ø, AS cone | 1x 85 x 115 mm Ø, AS Oval |
| Midrange | (115 mm Ø) | – | – |
| Tweeter | soft dome, 25 mm Ø | soft dome, 25 mm Ø | soft dome, 20 mm Ø |
| Magnetic shielding | – | – | - |
| Crossover frequency | 600 2700 Hz | 2900 Hz | 70 2900 Hz |
| Frequency range (IEC 268-5) | 50 – 30000 Hz | 52 – 30000 Hz | 70 – 35000 Hz |
| Sensitivity | 89 dB at 2,83 V/m | 88,5 dB at 2,83 V/m | 87,5 dB at 2,83 V/m |
| Suitable for amplifiers from ... to | 4 – 8 Ω | 4 – 8 Ω | 4 – 8 Ω |
| Recommended amplifier power | 20 – 180 W/channel | 20 – 140 W/channel | 20 – 100 W/channel |
| Nominal Peak power handling | 90 W 120 W | 65 W 90 W | 60 W 75 W |
| Nominal Minimum impedance | 5 Ω 4,3 Ω at 58 Hz | 4 Ω 4,0 Ω at 360 Hz | 4 Ω 3,2 Ω at 85 Hz |
| Finishes | Satin Black and White | Satin Black and White | Satin Black and White |
| Accessories included in delivery: | Two magn. fixed fabric grilles | Two magn. fixed fabric grilles | Magn. fixed fabric grille |

LINE ADD-ON

| | |
|-------------------------------------|---------------------------|
| Height x Width x Depth | 143 x 150 x 250 mm |
| Weight | 4 kg |
| Type | Zusatzhohtöner |
| Woofer | – |
| Midrange | – |
| Tweeter | 4Pi II - Bändchen |
| Magnetic shielding | – |
| Crossover frequency | 10000 12000 15000 Hz |
| Frequency range (IEC 268-5) | 10000 – 53000 Hz |
| Sensitivity | 84 at 92 dB at 2,83 V/m |
| Suitable for amplifiers from ... to | 4 – 8 Ω |
| Recommended amplifier power | 20 – 400 W/channel |
| Nominal Peak power handling | 400 W 600 W |
| Nominal Minimum impedance | 6 Ω 3,5 Ω at >10.000 Hz |
| Finishes | Black, High Gloss |

4 PI PLUS.2**TS 3030**

| | |
|-------------------------------------|------------------------|
| Height x Width x Depth | 115 x 160 x 245 mm |
| Weight | 2,2 kg |
| Type | 2-Wege |
| Woofer | 115 mm Ø, AS cone |
| Midrange | – |
| Tweeter | 1 x 20 mm Kalotte |
| Magnetic shielding | – |
| Crossover frequency | 2400 Hz |
| Frequency range | 85 – 35000 Hz |
| Sensitivity | 86 dB at 2,83 V/m |
| Suitable for amplifiers from ... to | 4 – 8 Ω |
| Recommended amplifier power | 20 – 150 W/channel |
| Nominal Peak power handling | 60 W 75 W |
| Nominal Minimum impedance | 4 Ω 3,5 Ω at 3200 Hz |
| Finishes | Black, High Gloss |

MIRACORD 90 ANNIVERSARY

| | |
|------------------------|---|
| Height x Width x Depth | 170 x 470 x 360 mm |
| Weight | 17,1 kg |
| Cartridge | Moving Magnet System by Audio Technica |
| Frequency range | 20 Hz – 25 kHz |
| Tracking force | 14 ± 4 mN ± 1,4 ± 0,4 g |
| DC resistance | 800 Ω ± 20 % |
| Coil impedance | 3,2 kΩ ± 20 % at 1 kHz |
| Recommended Load | 47 kΩ |
| Output voltage | 2,2 – 4,9 mV |
| Channel separation | > 25 dB |
| Selectable speeds | 33 and 45 rpm |
| Pitch | ± 5 % |
| Outputs | 2 goldplated Neutrik RCA connector, goldplated ground connector |
| Power supply | 18 V, 18 W Lumberg connector |
| Finishes | Black, White, High Gloss, Walnut, Oiled |

DISCOVERY MUSIC SERVER DS-S101-G

| | |
|--------------------------|---|
| Height x Width x Depth | 47.5 x 210 x 110 mm |
| Weight | 0,9 kg |
| Connections | Analog outputs (independent zones): 2 Coaxial output (independent zone): 1 (192 kHz 24-Bit Max) Optical output: 1 (192 kHz 24-Bit Max) USB port (mass storage class): 1 USB 2.0 Ethernet port: 1 Gigabit Ethernet |
| End Point Support | Discovery, AirPlay, Roon Ready End Point |
| Control & User Interface | Roon Essentials App for iOS (64-bit Devices), Android (4.4 and higher) Desktop Application: Windows (7, 8, and 10) and Apple OSX (10.8 and higher) |
| Format Support | WAV, AIFF, FLAC, ALAC, OGG, MP3, AAC 192 kHz / 24 Bit-Formats: WAV, AIFF, FLAC, ALAC Native Support for TOSLINK, coaxial: 24 – 192 kHz |
| Int. Streaming Services | TIDAL |
| Track Limit: | 30,000 Tracks (Combination of Personal and Tidal Content) |
| Playback Modes | Gapless Playback, Crossfade, Shuffle und Repeat |
| Multi-Room Support | Type: Wired and Wireless Synchronized Audio: Yes |
| Finishes | Brushed aluminium |

ELEMENT AMP EA101EQ-G

| | |
|-------------------------|---|
| Height x Width x Depth | 56 x 204 x 285 mm |
| Weight | 2,5 kg |
| Power output | 2x 80 W, BASH® |
| Analog inputs | 2 |
| Digital inputs, optical | 2 |
| Digital inputs, coaxial | 1 (96 kHz / 24 Bit) |
| USB input | 192 kHz / 24 Bit, asynchronous Dolby Digital / DTS Decoder Bluetooth Audio with aptX control with iOS®- and Android®-App |
| Subwoofer output | 1 with Remote EQ |
| Crossover frequency | automatically adjusting (by App) |
| Headphone output | 1 |

Deviations in design, colours, errors and technical changes reserved.
For technical details, please consult www.elac.com

Imagerights & copyright

Products: Marco Knopp - lichtundfeder.de und Elac GmbH

Pictures at page: 4, 5 © Songquan Deng/shutterstock .com | 8 © Lucian Milasan /fotolia.com | 16 © sonorously/shutterstock .com | 20 © hannurama/fotolia.com | 21, 24 © linjerry/fotolia.com | 26 © leungchopan/shutterstock.com | 29 © asafeliason /fotolia.com (großes Bild) und © barneyboogles/fotolia.com | 34 © k_lero/fotolia.com | 38, 39 © fieldwork/fotolia.com | 50 © cdb225 /shutterstock.com | 54 © psdesign1/fotolia.com | 58, 59 © Volodymyr Burdiak/shutterstock.com | 62 © swilkliitch und © LeitnerR /fotolia.com | 65 © Dutourdumonde/fotolia.com | 66 © Anna Omelchenko/shutterstock.com | 69 © Dollars/fotolia | 77 nasa_gallery/fotolia.com | 80 © byrdyak/fotolia.com



ELAC The life of sound.



ELAC Electroacoustic GmbH
Fraunhoferstraße 16 • 24118 Kiel
Tel. +49-431-64774-0 • www.elac.com

Errors and omissions excepted. Specifications and design features subject to change without notice.

iOS™ and iPhone™ are registered trademarks of Cisco Systems, Inc., USA, licensed to Apple Inc., USA.

Android™ is a registered trademark of Google Inc., USA.

Bluetooth™ is a registered trademark of Bluetooth Special Interest Group, USA.

Kawasaki™ a registered trademark of Kawasaki Heavy Industries, Japan.

Ferrari™ a registered trademark of Ferrari S.p.A., Italy