



Nambour Orchid News

October 2019



Judges Choice - September - *Dendrobium* Pink Doll 'Elegance'.

This plant was purchased from J&V Dens in 2010 and is a plant well worth growing.

Softcane orchids are easy to grow but need some care to encourage flowering.

The plants are derived from the species *Dendrobium nobile* and similar species.

The species grow in a climate of high rain and bright sun during summer and dry conditions during winter. To grow them at their best they need to grow fast and lush over the summer and then be toughened up during the winter to bring them into bloom. Ideally, grow under 30% shade cloth and during the growing season (Fathers day to Mothers day) give abundant water and fertiliser. During the rest of the year reduce watering and no fertiliser to encourage the plant to bloom. They usually require staking as they come into bloom.

Softcane orchids grow really well on trees. They can cope with full sun although prefer a little shade, not too much. Just tie them on with a soft material and wait. No further care needed.

Marty and Anita



Secretary news

Nambour Species Show: Plants can be benched between 3pm & 5.30pm. on Thursday 31st October. Members showing plants need to bring any props that their plants require, do their own label and have their pot number clearly visible on the front of the label. Wires and dots for your label will be at the show for your use. **Wires to be returned to our supplies after the show.**

Visiting exhibitors will be allocated a number on arrival. If you have a problem deciding where your plant should go, Wayne is our show Marshal & will be able to assist you. We will have 4 vendors selling orchids at the show, as well as Orchidaceous supplies with all your growing needs.

There will be no vendor sales before 4pm. This will allow the vendors time to set up without interruption.

Members are asked to assist with catering for set up night finger food, as well as cakes & slices for refreshments over the 2 days. Your help with this is very much appreciated.

Christmas Party: Our last event for 2019 Sunday 1st December. Venue Maroochy Bridge Hotel. 11.30 arrival for 12 noon meal. Final date for bookings & payment will be the November meeting.

Glasshouse Show: We had a large number of plants from our members to help with the display at Glasshouse show. Thank you to everyone who came along with their plants and assisted with the set up. Many thanks to those who help with the setup, pack up, and getting all the props in and out of the van at each show. My special thanks to Col who comes along to help with collecting and putting away equipment into the storage room before and after each show.

Our efforts were rewarded with a tie for 2nd place in the display judging. Well done all. Congratulations to all our winners, great effort. Winners listed below.

J & B Hopgood			3 rd	L Hallcroft	1 st	2 nd	
J Robbins	2 x 1 st	2 nd		G & H Peever	2 x 1 st	2 nd	3 rd
J Slocombe	1 st			R Aisthorpe	2 x 1 st	2 nd	2 x 3 rd
J Robertson	2 x 1 st	2 x 2 nd		C & B Haack		2 nd	
G Rann	1 st			D & L Lee			3 rd
C & G McMonagle	1 st	2 x 2 nd	3 rd	T & K Peever			3 rd

Charlie's Cultural corner continues to be very popular this year from 1.15pm to 1.45pm each meeting day. If you can help Charlie at any time, please see him and offer your assistance.

Conference 2021: 22nd Australian Orchid Council Conference & Show: 1-5 September 2021 at the Logan Metro Sports and Events Centre, 357 Browns Plains Road, Crestmead. For further details contact the AOCC 2021 Planning Committee via the Secretary John Rooks Ph. 07 3890 7914; johnroo@optusnet.com.au) or Chairman Les Vickers Ph. 07 33968060; lhvickers@bigpond.net.au

President's Report

The final display orchid show for 2019, hosted by Glasshouse Orchid Society finished with a bang, literally! As the participating societies were pulling down displays, we were suddenly faced with a wild storm with hail and driving rain and had to wait out the time until it passed, hoping that our vehicles parked outside were not too badly damaged.

Nambour society members can be proud of the result with many of our exhibitors winning ribbons, (29 in total), for their plants and an overall result of a tied second place for the display. Many thanks to all who brought orchids and foliage plants in large numbers, helped to erect the display and fit all those plants in and returned on the last day to pull it all apart.

Our last effort for this year will be our Species Show on 1 and 2 November with setting up and judging on 31 October. I hope your orchids are going to behave and flower on time. The usual help will be needed with food, so get out those recipe books for sweet and savoury delights. With the assistance of many members we look forward to making this a great success and feature the many species that are found in the world of orchids.

There will be the usual vendors to help lighten your wallets too!

And Roger Rankin really sums up the joy of having orchids with: "A room filled with orchids is a room filled with awe".

Keep enjoying those awesome moments. **Gina**

A Joyful Garden

Recently, I visited the home of one of our members to see her collection of soft cane dendrobiums that are growing on almost every tree in her garden. In 1981 Barbara placed about 5 *Dendrobium nobile* orchids on a jacaranda tree that is in the back garden. Today there are many offspring's from these early plants along with other soft cane hybrids and when in flower the garden is a delight. Barbara gets much joy when she looks out from her kitchen window and sees the results of her work.



Judges Choice - Novice - *Dendrobium* unknown

grower **Barbara**

FUN WITH PLEUROTHALLIDS

I have been growing orchids belonging to the subtribe *Pleurothallidinae* for several years. There are some 40 genera in the section. My interest was fanned after seeing some in Bill Letcher's orchid collection. They are not your commonplace orchid, however most are fairly easy to grow. If I can grow and flower them, anyone can. What attracts me to them is the small size of most plants, and the small flowers, some only 2mm across, needing a magnifying glass to view them.



About 10% of the world's orchids are in the subtribe *Pleurothallidinae*. There is a wide range of conditions they grow in. For me, the easier types I have found to grow are the relatively warmer growing *Pleurothallis*, *Stelis*, *Restrepia*, *Dryadella*, *Scaphosepalum*, *Myoxanthus* and *Zootrophion*. I have tried other cold growing genera such as *Dracula*, *Masdevallia* and I even purchased a flask of *Trisetella* (a cold growing species). Later, after telling Wayne Harris of my purchase, he shook his head and said 'good luck'. Unfortunately, he was right.

I live at Woombye and grow my orchids in a weldmesh house with 50% shade. In summer, I grow my Pleuros on a bench underneath my *Oncidium* plants at the Eastern end.



The plants sit a little over 12" off the floor and this gives them a fair amount of shade. In summer, I water them every morning and give them whatever fertiliser my other plants get. My *Pleurothallidinae* aren't housed in ideal conditions. It is hot in summer and can be cool in winter - down as far as 3°C.

I was managing to get flowers but not as many as I would have liked. About 2 months ago, some family visited and our 5yr old great nephew came out to the greenhouse with me to have a look. At the time I had hung some pleuros including my *Masdevallia* Marguerite (x2) from the bench

which gets the morning sun. They were hanging just above the gravel. More to myself, I mentioned that I was having problems flowering them, so my nephew said "put them up higher Mal". So he then set about handing all the plants to me while I hung them up high. They ended up getting much more sun. As it happened, it was only a short time later that they started to spike and flower. In future, in the period between summers end and winters start, I will hang more *Pleurothallis* and *Masdevallia* up higher. As I put this together, (19/8/19) it's starting to warm up, so it won't be long before they go back under the bench.

If you are having trouble flowering your plants, shift them around so they get more or less light and shade, whatever are the light requirements of the particular genus or orchid you grow. DON'T BE AFRAID TO EXPERIMENT.

Many of these orchids don't have a large root system and don't have pseudobulbs, therefore the potting medium needs to be kept moist (not sopping wet), watering more frequently and increasing air circulation (by a fan, etc.) in the hot, summer months to keep them cool. Most have a thin stem from which the leaf emerges. I give them a small amount of fertiliser, about a half teaspoon per gallon of water. I use mesh pots as some plants (*Scaphosepalum*) put their flower spikes through the mesh. I use a mix of sphagnum and small polystyrene and a very small amount of perlite.



Mal.

A selection of plants in display at September meeting




C. Lynn Spencer - Tom P.



Rlc. Burdekin Summit - Tom P.



Rlc. Little Magician - Marty & Anita



C. Jomal's Sunrise - Mal & Jo



Onc. Franz Wichmann
Marty & Anita



Den farmerii - Gabrielle



Phaius tankervilleae
Rod & Jan



C. intermedia - Tom B.




Masdevallia Marguerite—Mal & Jo



Epi. stamfordianum - Judy



C. amethystoglossa - Col & Marilyn



Coel. carinata - Wayne & Jean



Den. Hamana Lake - Col & Bev

A good day out

Spring potting for new growers was held at David & Lorraine's place on Saturday 5th October. What a great social & educational afternoon it was. 20 members turned out and spent a lovely spring afternoon in the garden. This day was organized by our host to assist our new growers (we would have liked to have seen more) with how to do their spring potting. Traffic warden for parking and directions was very well carried out by Helena. It was a very informative afternoon with some good demonstrations given by Charlie, David & George ably assisted by Lorraine as required. We all now know how to divide and re-pot our large speciosum. The challenge is out there to all our growers to produce a Champion specimen like the one David had at our Spring Show. Thank you to our hosts for setting it up and the use of their home, and to all who provided the banquet for afternoon tea. **AL**



Helena – traffic warden



Graham Caterer under instruction from David.



Group taking it easy



David giving directions

SPECIES

October species was at the home of Alan & Alison on Sunday 13th at 2pm.

Plant names are checked on the WCSP list of species plants. If your name given on the day differs from that on Kew it is identified on this list with an *

Aerangis modesta, *Aerides crassifolia*, *Angraecum sesquipedale*, *Ansellia africana* *
Arpophyllum giganteum, *Brassia verrucosa*, *Bulbophyllum graveolens*. *Bulbophyllum gusdorfii*,
Bulbophyllum lobbii subsp. *lobbii* *, *Bulbophyllum odoratum*. *Bulbophyllum purpurascens*,
Bulbophyllum wendlandianum, *Cattleya intermedia* x 3. *Cattleya mossiae* x 2, *Cattleya pumila*,
Cleisostoma williamsonii x 3, *Coelogyne speciosa*. *Dendrobium anceps*, *Dendrobium anosmum*,
Dendrobium anosmum white, *Dendrobium aphyllum*, *Dendrobium bilobulatum*,
Dendrobium canaliculatum, *Dendrobium chordiforme*. *Dendrobium densiflorum*,
Dendrobium erythraeum, *Dendrobium griffithianum*, *Dendrobium hancockii*, *Dendrobium jenkinsii*,
Dendrobium lindleyi x 2, *Dendrobium malbrowni*, *Dendrobium pallidum* *, *Dendrobium signatum*,
Dendrobium smithianum, *Dendrobium tangerinum*, *Dendrobium thyrsiflorum**, *Dendrobium tortile* x 2,
Epidendrum stamfordianum. *Gastrochilus calceolaris*, *Gomesa echinata* *, *Jumellea arachnantha*,
Leptotes bicolor, *Paphiopedilum affine*, *Paphiopedilum delenatii* x 3, *Phalaenopsis aphrodite*,
Phalaenopsis bastianii x 2, *Phalaenopsis bellina*, *Phalaenopsis equestris*, *Phalaenopsis japonica* x 2,
Phalaenopsis mannii, *Phalaenopsis mariae*, *Phalaenopsis parishii*, *Phalaenopsis schilleriana*,
Platystele misera, *Plectorrhiza tridentata*, *Renanthera vietnamensis* x 2, *Trichoglottis triflora*,
Vanda ampullacea, *Vanda garayi*, *Vanda lamellata*, *Vanda tricolor*, *Warczewiczella discolor**

Species

Judges Choice - October - *Warczewiczella discolor*

Warczewiczella discolor occurs from Costa Rica to Venezuela and in the west Indies, growing in elevations from 500 to 1500 metres in cloud forests.

This plant was obtained from Geoff Stocker 29/9/16 & grown in a pot of bark for 18 months with little success & no flowers. After knowing its growing habitat in cloud forests being wet all the time. I half filled a clay pot with old bark and placed live sphagnum moss on the top and planted it in the sphagnum moss, The clay pot has no drainage and is constantly topped up with tank water.

The orchid is on a bench under a high roof with 50% shade cloth and is open to all conditions during the year, it is lightly fertilized down the plant's crown. It flowers several times a year & at the moment it has 16 flowers. **Rod**



Cultural Plant of the month - *Brassica verrucosa* 'Joan Margaret' AM-AOC/STOCQ



Found in Mexico, Guatemala, Belize, El Salvador, Honduras, Nicaragua and Venezuela as a large sized, warm to cool growing epiphyte, on tree trunks and larger branches in open, humid, evergreen to semi deciduous cloud forests at elevations of 900 to 2400 metres. It enjoys watering and fertilising year round. My plant is growing under 70 percent shade cloth, with 50 percent on the sides. It is in a mix of perlite and peat (12-1) with small amounts of bark, charcoal and diatomite added.

I add a small amount of Plantacote High K in Spring and Autumn, and weak foliar fertiliser every week. Contact and systemic fungicides and insecticides are used alternately every few months. **Judy**

Miniature Plant of the month - *Trichoglottis triflora*

This miniature cool to warm growing epiphyte is found in southwestern Thailand and Vietnam, growing on tree trunks in forests at elevations of 1100 to 1200 metres.

My plant is grown mounted on a piece of ironbark under 50 percent shade cloth. It is watered every day during warm weather and every second or third day in winter. It receives various fertilisers once a week and fungicides and pesticides every few months. **Judy**



Judges Choice & Popular vote September 2019

Class & Judges Choice	1 st	2 nd	3 rd
Cattleya. <i>Rth.</i> Dal's Emperor - Judy.	<i>C.</i> Aran Powder Puff Tom P	<i>Rth.</i> Shinfong Dawn Patrick & Heather. #	<i>Rth.</i> Rosella's Glory, Luda.
Oncidium. <i>Bracidostele</i> Gilded Tower Col & Bev.	<i>Bcd.</i> Gilded Tower Col & Bev. #	<i>Onc.</i> Tiger Brew Judy. #	<i>Bratonia</i> Kauai's Choice George & Helene. #
Vanda/Phal. <i>V.</i> Sumon Spot x Guo Chia Long Rod & Jan.	<i>Rhynvandopsis</i> Dixie Delight, Tom B.	<i>V.</i> Sumon Spot x Guo Chia Long Rod & Jan. #	<i>V.</i> Fuchs Spotted Cat, Rod & Jan.
Dendrobium. <i>Den.</i> Pink Doll Marty & Anita.	<i>Den.</i> Hamana Lake Col & Bev. #	<i>Den.</i> Hawaiian Princess David & Lorraine.	<i>Den.</i> Pink Doll Marty & Anita.
Any Other. <i>Masd.</i> Marguerite, Mal & Jo.	<i>Lyc.</i> Rakuhoku x Fire Bird, Luda.	<i>Masd.</i> Marguerite Mal & Jo.	<i>Masd.</i> Marguerite Mal & Jo.
Paph/Phrag. <i>Paph.</i> Jade Dragon Luda.	<i>Paph.</i> malipoense, Gabrielle.	<i>Paph.</i> Jade Dragon Luda.	<i>Paph.</i> villosum Marty & Anita.
Exotic Species Americas.. <i>C.</i> harpophylla Judy.	<i>C.</i> Iloddigesii 'Martinique' Col & Bev.	<i>Epi.</i> stamordianum Rod & Jan.	<i>C.</i> amethystoglossa, Gabrielle.
Exotic Species Asian. <i>Ren.</i> Vietnamensis Rod & Jan.	<i>Den.</i> farmerii, Gabrielle.	<i>Den.</i> lindleyii, Luda.	<i>Coelygne</i> speciosa, Col & Bev.
Aust. Native Hybrid. <i>Den.</i> Our Native, Cliff.	<i>Den.</i> Our Native Cliff.	No entry	No entry
Aust. Native Species. <i>Phaius</i> tankervilleae Rod & Jan.	<i>Den.</i> kingianum Marty & Anita.	<i>Den.</i> kingianum, Marty & Anita.	<i>Phaius</i> tankervilleae, Rod & Jan.
Novice. Den. unknown, Barbara.	<i>Den.</i> Unknown Barbara.	No entry	No entry
Foliage. <i>Anthurium</i> Lady Amelia George & Helene.	<i>Anthurium</i> Lady Amelia George & Helene.	Variegated Rhapis Palm Judy.	No entry.

Judges Choice overall: *Dendrobium* Pink Doll - Marty & Anita.

Novice Plant of Month: *Dendrobium* unknown - Barbara.

A crosshatch # beside the name of an orchid on this sheet indicates a correction or the new name of your plant.

The poster features a background image of several orchid plants with long, thin, white roots and yellowish flowers. The text is overlaid on this image. The main title 'Species ORCHID SHOW' is in large, bold, black letters with white outlines. Below it, '& TRADE FAIR 2019' is in smaller, bold, black letters with white outlines. The event details are in a yellow box on the right. The bottom left corner has the Nambour Orchid Society Inc logo.

Species ORCHID SHOW & TRADE FAIR 2019

*Nambour Orchid
Society Inc*

*Friday 1st November
8.30am – 4.00pm*



*Saturday 2nd November
8.30am – 2.00pm*



*Uniting Church Hall,
Coronation Ave. Nambour*

Large display of benched species orchids.

Vendors - Robertson Orchids -

Darryl Banks Orchids - Orchid Species Plus

- Woolf Orchidculture - Rolin Farms Orchids

- Orchidaceous Supplies.

Craft by Palmwoods Arts & Crafts

Refreshments available. Admission \$3.



Supporting Cittamani Hospice Services



Nambour Orchid Society Information and Contacts

Business meeting

Is held on the 4th Saturday of each month at 12.45pm prior to the cultural meeting . All members are welcome to attend.

Cultural meeting

Is held on the 4th Saturday of the month at the Nambour Uniting Church Hall, Coronation Ave., Nambour at 2pm.

All members and visitors are welcome. **Plants are to be tabled by 1.30pm for judging.**

The Species Appreciation Group get together is held monthly from February to November at member's homes. Contact the Secretary for details.

All STOCQ members welcome. Bring your flowering species plants, a chair, a cup and a plate to share for afternoon tea

Patron	Rob Wright		
President	Gina McMonagle	07 5439 6353	
Vice President	G Robertson	07 5442 1288	
Secretary	Alison Parkes	07 5441 7201	nambourorchids@gmail.com
Treasurer	Jean Harris	07 5445 3307	
Editor	Richard Hand	07 5442 2879	rhand39@gmail.com

A reminder for all winners of Judges Choice, cultural awards etc. at both our meetings, please send a few lines on how you grow your plants, growing conditions and anything relevant, for inclusion in the Newsletter to - rhand39@gmail.com. Information is required two weeks prior to the monthly meeting

Our new shirts are available to Order. If you would like one, please Email or see Alison at the meeting. Cost to members is \$25 for the shirt with logo + \$5.50 if you require a pocket. Name badges are also available to order. Cost is \$5.00 new members or \$10.95 if you require a replacement.

FOR SALE

Nambour Orchid Society members may use space in the Newsletter free of charge, if you have any Orchid related items for sale, please send your ad to rhand39@gmail.com no later than 2 weeks prior to the monthly meeting

Members can sell Orchids or foliage plants at our meetings. Only plants that we would use in show displays are permitted. **Please remember to add your gold coin donation to the honesty box.**

PO Box 140, Nambour QLD 4560 nambourorchids@gmail.com www.nambourorchidsociety.com




Supporters of Cittamani Hospice Services

Cittamani Hospice Services are in Palmwoods and provide end of life palliative care for people in need in their own homes. They also provide essential equipment free of charge for patients use in their own home.

22nd Australian Orchid Council Conference & Show

1-5 September 2021

At the Logan Metro Sports & Events
Centre, Crestmead, QLD.



REGISTRATION

Early-bird registration will be
available later in 2019.

KEEP UP-TO-DATE

Keep up-to-date with
ongoing developments in
Orchids Australia at
orchidsaustralia.com.au