



# HAYMARKET PARK

## HAYMARKET PARK

### 2022-23 SCHEDULE

2.17-20	2.24-26	3.3*	3.4*	3.5*	3.7-8	3.10-12	3.14	3.16-19	
3.21	3.24-26	3.28	4.1	4.1	4.4	4.7-9	4.11	4.14-16	4.18
4.21-23	4.25	4.26	4.28-30	5.3	5.5-7	5.9	5.12-14	5.18-20	
HOME		AWAY							
*CAMBRIA COLLEGE CLASSIC									

# TABLE OF CONTENTS

<b>MEDIA INFORMATION</b> .....	<b>2</b>	<b>POSTSEASON PLAY</b> .....	<b>66</b>
Table of Contents .....	2	NCAA College World Series Teams .....	66-68
Nebraska Athletic Communications .....	3	NCAA Super Regional Teams.....	69
2023 Quick Facts.....	3	NCAA Regional Teams .....	70-82
2023 Schedule.....	4	All-Time Series Records in Postseason.....	83
2023 Roster .....	5		
<b>2023 HUSKERS</b> .....	<b>6</b>	<b>HUSKERS IN THE PROS</b> .....	<b>84</b>
Returners .....	6-25	Huskers in the MLB Draft.....	84-85
Newcomers .....	26-33	All-Time Huskers in the Majors.....	86
<b>COACHES &amp; STAFF</b> .....	<b>34</b>	<b>RECORDS</b> .....	<b>87</b>
Head Coach Will Bolt.....	34-35	Team Records Summary .....	87
Assistant Coach Lance Harvell.....	36	Individual Records Summary .....	88
Assistant Coach Jeff Christy .....	37	Individual Hitting Season Records.....	89-90
Volunteer Assistant Danny Marcuzzo.....	38	Individual Pitching Season Records.....	91-92
Director of Operations Curtis Ledbetter .....	39	Individual Fielding Season Records.....	92
Director of Player Development Rob Childress.....	39	Individual Hitting Career Records.....	93-94
		Individual Pitching Career Records.....	95-96
		Individual Fielding Career Records .....	96
		Yearly Statistical Leaders .....	97-99
		Team Season Records.....	100-101
		Perfect Games .....	102
		No-Hitters.....	103
<b>2022 REVIEW</b> .....	<b>40</b>	<b>HONORS</b> .....	<b>104</b>
2022 Overall Statistics .....	40	First-Team All-Americans.....	104-105
2022 Results .....	41	National Honors .....	106
2022 Summary.....	42	Conference Honors .....	107
2022 Miscellaneous Statistics .....	43	Academic Honors .....	108
		All-Time Letterwinners.....	109-112
<b>HISTORY</b> .....	<b>44</b>		
All-Time Coaching Records .....	44		
Year-by-Year Records .....	45		
Year-by-Year Team Statistics .....	46-47		
Hawks Field at Haymarket Park History .....	48-49		
Attendance Records .....	50		
All-Time Series Record .....	51		
Year-by-Year Results.....	52-65		

# QUICK FACTS

## NEBRASKA BASEBALL QUICK FACTS

First Year of Baseball .....	1889
All-Time Record .....	2,291-1,678-17 (.577)
All-Time Conference Record .....	894-840-2 (.516)
All-Time NCAA Tournament Record .....	36-35 (.507)
Conference Regular Season Titles .....	8
Conference Tournament Titles .....	4
NCAA Tournament Appearances .....	17
Super Regionals Appearances .....	4
College World Series Appearances .....	3
First-Team All-America Certificates .....	48
Freshman All-America Certificates .....	36
CoSIDA Academic All-Americans .....	21
All-Big Ten Selections (Since 2012) .....	43
Perfect Games Thrown .....	2 (1954, 1980)
No-Hitters Thrown .....	7 (3 individual, 4 Combined)
Huskers Who Have Played in the MLB .....	37

## UNIVERSITY OF NEBRASKA QUICK FACTS

Location .....	Lincoln, Neb.
Founded .....	1869
Enrollment .....	25,390
Affiliation .....	NCAA Division I
Conference .....	Big Ten
Nickname .....	Cornhuskers, Huskers
Colors .....	Scarlet and Cream
President .....	Walter "Ted" Carter
Chancellor .....	Ronnie D. Green
Vice Chancellor/Director of Athletics .....	Trev Alberts

## 2023 PREVIEW

2022 Record .....	23-30
2022 Big Ten Record (Finish) .....	10-14 (T-8th)
Position Starters Returning/Lost .....	5/3
Pitchers Returning/Lost .....	11/9
Letterwinners Returning/Lost .....	20/14
Newcomers .....	24

## NEBRASKA BASEBALL STAFF

Head Coach .....	Will Bolt
Assistant Coach/Recruiting Coordinator .....	Lance Harvell
Assistant Coach .....	Jeff Christy
Volunteer Assistant Coach .....	Danny Marcuzzo
Student Assistant Coach .....	Caleb Feekin
Strength Coach .....	Bryce Siecko
Director of Baseball Operations .....	Curtis Ledbetter
Director of Player Development .....	Rob Childress
Baseball Secretary .....	Renee Brinkmann
Graduate Manager .....	Gunner Hellstrom
Assistant Athletic Trainer .....	Tanner Fowler
Athletic Trainer Graduate Assistant .....	Nate Welker

## COMMUNICATIONS INFORMATION

Assistant Communications Director .....	Jared Meister
Email .....	jmeister@huskers.com
Office Phone .....	(402) 472-7781
Official Nebraska Athletics Website .....	Huskers.com
Twitter/Instagram .....	Husker_Baseball

# 2023 SCHEDULE

Date	Day	Opponent	Location
Feb. 17	Friday	at San Diego	San Diego, Calif.
Feb. 18	Saturday	at San Diego	San Diego, Calif.
Feb. 19	Sunday	at San Diego	San Diego, Calif.
Feb. 20	Monday	at San Diego	San Diego, Calif.
Feb. 24	Friday	at South Alabama	Mobile, Ala.
Feb. 25	Saturday	at South Alabama	Mobile, Ala.
Feb. 26	Sunday	at South Alabama	Mobile, Ala.
March 3	Friday	vs. Vanderbilt <sup>^</sup>	Minneapolis, Minn.
March 4	Saturday	vs. Hawaii <sup>^</sup>	Minneapolis, Minn.
March 5	Sunday	vs. Ole Miss <sup>^</sup>	Minneapolis, Minn.
<b>March 7</b>	<b>Tuesday</b>	<b>Northern Colorado</b>	<b>Hawks Field at Haymarket Park</b>
<b>March 8</b>	<b>Wednesday</b>	<b>Northern Colorado</b>	<b>Hawks Field at Haymarket Park</b>
<b>March 10</b>	<b>Friday</b>	<b>Illinois State</b>	<b>Hawks Field at Haymarket Park</b>
<b>March 11</b>	<b>Saturday</b>	<b>Illinois State</b>	<b>Hawks Field at Haymarket Park</b>
<b>March 12</b>	<b>Sunday</b>	<b>Illinois State</b>	<b>Hawks Field at Haymarket Park</b>
<b>March 14</b>	<b>Tuesday</b>	<b>Omaha</b>	<b>Hawks Field at Haymarket Park</b>
<b>March 16</b>	<b>Thursday</b>	<b>Nicholls</b>	<b>Hawks Field at Haymarket Park</b>
<b>March 17</b>	<b>Friday</b>	<b>Nicholls</b>	<b>Hawks Field at Haymarket Park</b>
<b>March 18</b>	<b>Saturday</b>	<b>Nicholls</b>	<b>Hawks Field at Haymarket Park</b>
<b>March 19</b>	<b>Sunday</b>	<b>Nicholls</b>	<b>Hawks Field at Haymarket Park</b>
March 21	Tuesday	at Creighton	Omaha, Neb.
<b>March 24</b>	<b>Friday</b>	<b>Illinois*</b>	<b>Hawks Field at Haymarket Park</b>
<b>March 25</b>	<b>Saturday</b>	<b>Illinois*</b>	<b>Hawks Field at Haymarket Park</b>
<b>March 26</b>	<b>Sunday</b>	<b>Illinois*</b>	<b>Hawks Field at Haymarket Park</b>
<b>March 28</b>	<b>Tuesday</b>	<b>North Dakota State</b>	<b>Hawks Field at Haymarket Park</b>
April 1	Saturday	vs. Texas A&M-Corpus Christi	Abilene, Texas
April 1	Saturday	at Abilene Christian	Abilene, Texas
April 4	Tuesday	at Kansas State	Manhattan, Kan.
April 7	Friday	at Michigan*	Ann Arbor, Mich.
April 8	Saturday	at Michigan*	Ann Arbor, Mich.
April 9	Sunday	at Michigan*	Ann Arbor, Mich.
<b>April 11</b>	<b>Tuesday</b>	<b>Omaha</b>	<b>Hawks Field at Haymarket Park</b>
<b>April 14</b>	<b>Friday</b>	<b>Northwestern*</b>	<b>Hawks Field at Haymarket Park</b>
<b>April 15</b>	<b>Saturday</b>	<b>Northwestern*</b>	<b>Hawks Field at Haymarket Park</b>
<b>April 16</b>	<b>Sunday</b>	<b>Northwestern*</b>	<b>Hawks Field at Haymarket Park</b>
<b>April 18</b>	<b>Tuesday</b>	<b>Creighton</b>	<b>Hawks Field at Haymarket Park</b>
April 21	Friday	at Iowa*	Iowa City, Iowa
April 22	Saturday	at Iowa*	Iowa City, Iowa
April 23	Sunday	at Iowa*	Iowa City, Iowa
April 25	Tuesday	at Omaha	Omaha, Neb.
<b>April 26</b>	<b>Wednesday</b>	<b>South Dakota State</b>	<b>Hawks Field at Haymarket Park</b>
<b>April 28</b>	<b>Friday</b>	<b>Minnesota*</b>	<b>Hawks Field at Haymarket Park</b>
<b>April 29</b>	<b>Saturday</b>	<b>Minnesota*</b>	<b>Hawks Field at Haymarket Park</b>
<b>April 30</b>	<b>Sunday</b>	<b>Minnesota*</b>	<b>Hawks Field at Haymarket Park</b>
<b>May 3</b>	<b>Wednesday</b>	<b>North Dakota State</b>	<b>Hawks Field at Haymarket Park</b>
May 5	Friday	at Maryland*	College Park, Md.
May 6	Saturday	at Maryland*	College Park, Md.
May 7	Sunday	at Maryland*	College Park, Md.
May 9	Tuesday	at Creighton	Omaha, Neb.
<b>May 12</b>	<b>Friday</b>	<b>Penn State*</b>	<b>Hawks Field at Haymarket Park</b>
<b>May 13</b>	<b>Saturday</b>	<b>Penn State*</b>	<b>Hawks Field at Haymarket Park</b>
<b>May 14</b>	<b>Sunday</b>	<b>Penn State*</b>	<b>Hawks Field at Haymarket Park</b>
May 18	Thursday	Purdue*	West Lafayette, Ind.
May 19	Friday	Purdue*	West Lafayette, Ind.
May 20	Saturday	Purdue*	West Lafayette, Ind.
May 24-28	Wednesday-Sunday	Big Ten Baseball Tournament	Omaha, Neb.
June 2-5	Friday-Monday	NCAA Regionals	Various Sites
June 9-12	Friday-Monday	NCAA Super Regionals	Various Sites
June 16-26	Friday-Monday	College World Series	Omaha, Neb.

<sup>^</sup>Big Ten/SEC Challenge (U.S. Bank Stadium in Minneapolis, Minn.)

\*Big Ten Conference Game

Bold indicates home game

All home games played at Hawks Field

Dates and times subject to change

# 2023 ROSTER

## NUMERICAL ROSTER

No.	Player	Yr.	Pos.	Ht.	Wt.	B/T	Hometown / Previous School(s)
0	Cayden Brumbaugh	So.	INF	5-10	185	R/R	Edmond, Okla. / Sante Fe/Oklahoma State
1	Luke Jessen	So.	OF	5-9	175	L/L	Elkhorn, Neb. / Elkhorn South
2	Casey Burnham	Gr.	OF	5-10	190	L/L	Grand Island, Neb. / Grand Island/Kansas
4	Max Anderson	Jr.	INF	6-0	215	R/R	Omaha, Neb. / Millard West
5	Josh Caron	So.	C	6-0	215	R/R	Sun Prairie, Wis. / Sun Prairie
8	Shay Schanaman	Gr.	RHP	6-0	205	R/R	Grand Island, Neb. / Grand Island
9	Efry Cervantes	Sr.	INF	6-1	185	R/R	Tucson, Ariz. / Salpointe Catholic/South Mountain CC
10	Ben Columbus	Jr.	C	6-0	205	L/R	North Vancouver, British Columbia / Sentinel/Wharton County JC
11	Daniel Young	RJr.	OF	6-1	210	L/L	North Zulch, Texas / Madisonville/Abilene Christian/Tyler JC
12	Cole Evans	Jr.	OF	6-1	200	R/R	Grand Island, Neb. / Grand Island/Creighton/Parkland College
13	Mikey Pauley	Fr.	INF	6-4	215	R/R	Overland Park, Kan. / Blue Valley Northwest
14	Brice Matthews	Jr.	INF	6-0	190	R/R	Humble, Texas / Atascocita
15	Dylan Carey	Fr.	INF	6-2	205	R/R	Castle Rock, Colo. / Ponderosa
16	Griffin Everitt	Sr.	C	6-0	215	R/R	Lincoln, Neb. / Southwest/Kansas City CC
17	Hayden Lewis	Fr.	OF	6-1	210	L/L	Yutan, Neb. / Yutan
18	Garrett Anglim	RSo.	OF	6-1	205	R/R	La Vista, Neb. / Papillion-La Vista
19	Kyle Perry	Sr.	LHP	6-1	190	L/L	Omaha, Neb. / Millard South
21	Luke Sartori	Sr.	OF	6-1	195	R/R	Lincoln, Neb. / Southwest/Hutchinson CC
23	Bryce Hughes	Jr.	INF	5-9	180	R/R	Channelview, Texas / Channelview/Alvin CC
24	Caleb Clark	Fr.	LHP	6-2	200	L/L	Orillia, Ontario / Orillia Secondary School
25	Drew Christo	So.	RHP	6-4	230	L/R	Elkhorn, Neb. / Elkhorn
26	Matt Dreher	Jr.	LHP	6-0	185	L/L	Blair, Neb. / Blair/Northeast CC
27	Jake Bunz	Sr.	LHP	6-5	230	L/L	Elkhorn, Neb. / Elkhorn South/Hutchinson CC
28	Blake Mozley	Jr.	INF	5-10	185	L/R	Ozark, Mo. / Missouri State
30	Will Walsh	RSo.	1B/LHP	6-4	225	R/L	Leawood, Kan. / Rockhurst
32	CJ Hood	So.	RHP	6-4	200	R/R	Hickman, Neb. / Norris
33	Jackson Brockett	So.	LHP	6-1	200	L/L	Omaha, Neb. / Elkhorn South/Buford (Ga.)
34	Brett Sears	Jr.	RHP	6-1	200	R/R	Westphalia, Iowa / Harlan/Western Illinois/Iowa Central CC
36	Brandon Lundquist	Fr.	RHP	6-1	185	R/R	Elkhorn, Neb. / Millard North
37	Chandler Benson	So.	LHP	6-0	185	L/L	Frisco, Texas / Liberty
38	Emmett Olson	Jr.	LHP	6-4	230	L/L	Des Plaines, Ill. / Maine West
39	Corbin Hawkins	So.	RHP	6-2	210	R/R	Omaha, Neb. / Millard West
41	JC Gutierrez	Fr.	LHP	5-11	185	L/L	La Joya, Texas / La Joya
42	Jalen Worthley	Fr.	LHP	5-11	175	L/L	Lincoln, Neb. / Lincoln East
43	Austin Berggren	Fr.	RHP	6-2	220	R/R	Olathe, Kan. / Olathe East
44	Gabe Swansen	So.	OF	5-11	195	R/R	Johnston, Iowa / Johnston
46	Zach Johnson	Jr.	C	6-3	210	R/R	Omaha, Neb. / Millard North/Southeast CC
48	Sam Novotny	Fr.	RHP	6-2	195	R/R	Omaha, Neb. / Millard West
49	Will Rizzo	RFr.	RHP	6-1	220	R/R	The Woodlands, Texas / St. Thomas/ Texas A&M
51	Mason Ornelas	Gr.	RHP	6-0	215	R/R	Fort Worth, Texas / L.D. Bell/Texas A&M
52	Michael Garza	Gr.	RHP	6-4	205	R/R	Corpus Christi, Texas / Carroll/Incarnate Word
54	Trey Frahm	Jr.	RHP	6-0	230	R/R	Elkhorn, Neb. / Elkhorn/College of Southern Nevada
55	Jace Kaminska	Jr.	RHP	6-2	235	R/R	Caney, Kan. / Caney Valley/Wichita State
99	Charlie Fischer	Gr.	UTIL	6-2	210	L/R	Edina, Minn. / Edina/Southern Miss

## COACHING AND SUPPORT STAFF

- 7 Will Bolt, Head Coach (3rd Season)
- 22 Lance Harvell, Assistant Coach/Recruiting Coordinator (3rd season) - Third Base Coach
- 35 Jeff Christy, Assistant Coach (3rd season) - Pitching Coach
- 6 Danny Marcuzzo, Volunteer Assistant Coach (3rd season) - First Base Coach
- Gunner Hellstrom, Student Assistant
- Bryce Siecko, Strength Coach
- Curtis Ledbetter, Director of Operations
- Rob Childress, Director of Player Development
- Renee Brinkmann, Baseball Office Manager
- Tanner Fowler, Athletic Trainer
- Nate Welker, Graduate Assistant Athletic Trainer



# N OUTFIELDER LUKE JESSEN 1

BATS  
**LEFT**

THROWS  
**LEFT**

HEIGHT  
**5-9**

WEIGHT  
**175**

CLASS  
**SOPHOMORE**

HOMETOWN  
**ELKHORN, NEB.**

HIGH SCHOOL  
**ELKHORN SOUTH**

**[ HONORS & AWARDS ]**

» Nebraska Scholar-Athlete Honor Roll (Fall 2021; Spring 2022)

**AS A FRESHMAN (2022)** Jessen played in 26 games for the Huskers, including 19 starts. • Hit .257 at the plate with a double and a triple. • Totaled 19 hits, five RBI and 11 runs. • Compiled six multi-hit games and one multi-RBI game. • Went 3-for-5 at Sam Houston with two runs. • Posted two-hit games against Sam Houston (two times), UT Arlington, Michigan and Michigan State. • Drove in a season-high two RBI vs. Michigan. • Tallied an RBI against Northwestern State, UT Arlington and Kansas State.

**BEFORE NEBRASKA** Jessen played high school baseball at Elkhorn South under Brandon Dahl. • Considered to be the top outfield prospect in Nebraska in class of 2021. • Rated No. 3 overall prospect in Nebraska by PBR. • Was a two-year letterwinner as an outfielder at Elkhorn South. • Set the single-season and career stolen base record in senior campaign at Elkhorn South. • As a sophomore in 2019, he hit .312 with five doubles, two triples and a home run. • Also played for Rollie Kenny with the Nebraska Prospects and Ron Slusher with the Ohio Warhawks.

**PERSONAL** Born on July 25, 2002 • Parents are Blake and Julie Jessen • Has one brother, John, and one sister, Kate • Dad played college baseball at DIII Central College in Pella, Iowa • Majoring in finance.

**CAREER OVERALL STATISTICS**

Year	AVG.	G-GS	AB	R	H	2B	3B	HR	RBI	TB	SLG%	BB	HBP	SO	GDP	OB%	SF	SH	SB-ATT	PO	A	E	FLD%
2022	.257	26-19	132	28	36	8	1	0	5	22	.297	6	2	27	1	.329	0	1	1-3	12	0	0	1.000
TOTAL	.257	26-19	132	28	36	8	1	0	5	22	.297	6	2	27	1	.329	0	1	1-3	12	0	0	1.000



# N INFIELDER

# MAX ANDERSON 4

BATS  
**RIGHT**

THROWS  
**RIGHT**

HEIGHT  
**6-0**

WEIGHT  
**215**

CLASS  
**JUNIOR**

HOMETOWN  
**OMAHA, NEB.**

HIGH SCHOOL  
**MILLARD WEST**

## [ HONORS & AWARDS ]

- » Big Ten Freshman of the Year (2021)
- » Collegiate Baseball Freshman All-American (2021)
- » D1 Baseball Second-Team Freshman All-American (2021)
- » Perfect Game Second-Team Freshman All-American (2021)
- » Second-Team All-Big Ten (2021)
- » Big Ten All-Freshman Team (2021)
- » Big Ten Freshman of the Week (5/18/21)
- » Nebraska Scholar-Athlete Honor Roll (Fall 2021)
- » Tom Osborne Citizenship Team (2022)

**AS A SOPHOMORE (2022)** Anderson started all 53 games for Nebraska. • Led the team with 12 doubles and 10 home runs. • Recorded three triples. • Had a team-high 45 RBI and 47 runs on the season. • Hit .299 with a .513 slugging percentage and .387 on-base percentage. • Tallied 18 multi-hit games, including a pair of four-hit games. • Went 4-for-5 with a triple, two RBI and two runs scored at UT Arlington. • Had a 4-for-5 day at the plate with two home runs, a double and four RBI in season finale vs. Michigan State. • Posted seven three-hit games and had four games with a season-high four RBI.

**AS A FRESHMAN (2021)** Anderson was named Big Ten Freshman of the Year and Second-Team All-Big Ten in first season at Nebraska. • Received Freshman All-American recognition by Collegiate Baseball and Second-Team Freshman All-American by D1Baseball and Perfect Game. • Started 45 games in his freshman campaign. • Finished second on the team in batting average (.332) and hits (61). • Added eight doubles, a triple, seven home runs and 32 RBI. • Posted a .386 on-base percentage and .500 slugging percentage. • Produced 19 multi-hit games and seven multi-RBI games. • Had a team-best nine three-hit games and tied for the team lead with a pair of four-hit performances. • Went 2-for-5 with a home run and season-high five RBI in win at Iowa. • Tallied three hits and four RBI at Michigan State. • Posted a pair of 4-for-5 performance at the plate against Illinois and Northwestern.

**BEFORE NEBRASKA** An Omaha, Neb., native, Max Anderson played high school baseball at Millard West under Coach Steve Frey • Tabbed the 2019-20 Gatorade Player of the Year in Nebraska after batting .353 with 10 home runs, 28 RBIs and 29 runs scored in 2019 • Named captain of the Lincoln Journal Star Super-State Team and also earned a spot on the Omaha World-Herald's All-Nebraska Team after helping the Wildcats capture the Class A state title in 2019 • In 2018, he earned a spot on the all-state first team • An honor roll student he also earned two letters playing basketball for the Wildcats.

**PERSONAL** Born on Feb. 28, 2002 • Parents are Chris and Vicki Anderson • Has one sister, Claire, and one brother, Hank • Majoring in supply chain management.

## CAREER OVERALL STATISTICS

Year	AVG.	G-GS	AB	R	H	2B	3B	HR	RBI	TB	SLG%	BB	HBP	SO	GDP	OB%	SF	SH	SB-ATT	PO	A	E	FLD%
2021	.332	45-45	184	35	61	8	1	7	32	92	.500	16	1	26	5	.386	1	0	3-4	23	53	6	.927
2022	.299	53-53	224	47	67	12	3	10	45	115	.513	14	3	26	6	.349	0	0	6-7	113	85	8	.961
<b>TOTAL</b>	<b>.314</b>	<b>98-98</b>	<b>408</b>	<b>82</b>	<b>128</b>	<b>20</b>	<b>4</b>	<b>17</b>	<b>77</b>	<b>207</b>	<b>.507</b>	<b>30</b>	<b>4</b>	<b>52</b>	<b>11</b>	<b>.366</b>	<b>1</b>	<b>0</b>	<b>9-11</b>	<b>136</b>	<b>138</b>	<b>14</b>	<b>.951</b>



# N CATCHER

# JOSH CARON 5

BATS  
**RIGHT**

THROWS  
**RIGHT**

HEIGHT  
**6-0**

WEIGHT  
**215**

CLASS  
**SOPHOMORE**

HOMETOWN  
**SUN PRAIRIE, WIS.**

HIGH SCHOOL  
**SUN PRAIRIE**

**[ HONORS & AWARDS ]**

» Nebraska Scholar-Athlete Honor Roll (Fall 2021; Spring 2022)

**AS A FRESHMAN (2022)** Caron played in 26 games, making 22 starts at catcher and designated hitter in his first season at Nebraska. • Hit .179 with three doubles. • Totaled 14 hits, seven RBI and 10 runs. • Recorded three multi-hit games and one multi-RBI game. • Went 2-for-5 with a season-high two RBI and a run against New Mexico State. • Also posted two hits against Sam Houston and Omaha. • Scored season-high two runs vs. UT Arlington and Omaha. • Hit doubles vs. Sam Houston, BYU and North Dakota State.

**BEFORE NEBRASKA** Played high school baseball under Rob Hamilton at Sun Prairie High School. • Ranked No. 2 catcher and No. 10 overall prospect in Wisconsin by Perfect Game. • Earned first-team all-conference, first-team all-district and first-team all-state honors as a senior. • Tabbed second-team All-American in senior campaign. • Named WBCA Division I Player of the Year. • Helped team win state title in 2021. • As a senior, hit .436 with eight homers and 42 RBI. • Set single-season home run and RBI records in senior year. • Helped Sun Prairie to a 24-8 record and runner-up finish at state, while hitting .402 with eight doubles, two homers and 28 RBI in 2019.

**PERSONAL** Born on Aug. 3, 2003 • Parents are Steve and Becky Caron • Has one brother, Andrew • Hobbies include golfing and spending time with family and friends • Majoring in management.

**CAREER OVERALL STATISTICS**

Year	AVG.	G-GS	AB	R	H	2B	3B	HR	RBI	TB	SLG%	BB	HBP	SO	GDP	OB%	SF	SH	SB-ATT	PO	A	E	FLD%
2022	.179	26-22	78	10	14	3	0	0	7	17	.218	11	5	19	3	.316	1	0	1-1	93	13	1	.991
TOTAL	.179	26-22	78	10	14	3	0	0	7	17	.218	11	5	19	3	.316	1	0	1-1	93	13	1	.991





# N RIGHT-HANDED PITCHER

# SHAY SCHANAMAN 8

BATS  
**RIGHT**

THROWS  
**RIGHT**

HEIGHT  
**6-0**

WEIGHT  
**205**

CLASS  
**GRAD. STUDENT**

HOMETOWN  
**GRAND ISLAND, NEB.**

HIGH SCHOOL  
**GRAND ISLAND**

## [ HONORS & AWARDS ]

- » NCBWA Stopper of the Year Watch List (2020)
- » Nebraska Scholar-Athlete Honor Roll (Fall 2018, 2020; Spring 2022)

**AS A SENIOR (2022)** Schanaman appeared in 15 games, making 13 starts on the mound for the Huskers. • Went 2-8 with a 4.44 ERA and two complete games. • Totaled 76 strikeouts in 77 innings. • Limited opposing hitters to a .251 batting average. • Had eight starts with at least six innings. • Recorded seven outings with six or more strikeouts. • Struck out a season-high eight hitters against Northwestern State, Ohio State and Iowa. • Tossed a complete-game shutout with three hits and eight strikeouts in 6-0 win vs. Northwestern State. • Had a complete-game performance in 3-2 loss vs. BYU, allowing three runs, all unearned, on two hits and struck out five Cougars in seven-inning game. • Allowed one run in three starts after lasting seven innings vs. Iowa, 6.1 vs. Ohio State and six against Michigan State.

**AS A JUNIOR (2021)** Shay Schanaman appeared in 13 games on the mound, making 12 starts. • Third on the team with 67.1 innings of work. • Posted a 5-2 record with a 5.08 ERA. • Totaled 72 strikeouts on the year. • Had two games with at least 10 strikeouts. • Threw a career-high 7.1 innings while striking out 10 and allowing two runs on three hits in a win vs. Minnesota. • Notched 10 outings with at least five strikeouts. • Struck out a career-high 11 batters in a six-inning outing against Maryland. • Pitched six one-hit innings with five strikeouts in win against Purdue. • Had a four-inning outing in relief against Michigan in lone appearance out of the bullpen on the season. • Totaled six starts with at least six innings. • Tossed seven innings, allowing two runs (one earned) on four hits and five strikeouts in an 18-4 win against NJIT in the Fayetteville Regional.

**AS A SOPHOMORE (2020)** Schanaman made six relief appearances, tied for the most on the team, before the season was cut short due to the COVID-19 pandemic. • Led the pitching staff in wins (2). • Compiled a 6.97 ERA with 10 strikeouts in 10.1 innings. • After going 0-2 in his first three outings, he went 2-0 and didn't allow any runs or walks across 7.2 innings during his last three appearances. • Pitched twice in the same day, earning the win in the first game of a doubleheader against Columbia on March 7 before tossing 1.0 frame in the second game. • Recorded a career-high six strikeouts in a career-high 5.0 innings against Northern Colorado on March 10.

**AS A FRESHMAN (2019)** Schanaman came out of the bullpen 19 times, which tied for third on the team. • Pitched 22.2 innings and compiled a 1-2 mark with a 3.18 ERA and 23 strikeouts. • Earned three saves, second-most on the team behind closer Colby Gomes (13). • Didn't allow an earned run in his first 10 outings, which spanned a total of 9.1 innings. • Earned the save on March 24 against Michigan State when he recorded the final out. • Posted three strikeouts in 1.1 no-hit scoreless innings to pick up the win at Creighton on March 26. • Tallied a season-high four strikeouts on April 7 against Purdue when he threw 2.1 innings. • Picked up the save on April 13 at Penn State with 1.0 no-hit scoreless inning. • Added a save against Arizona State on May 12 when he threw 1.1 scoreless innings. • Tossed a season-high 4.0 innings with three strikeouts on May 26 in the Big Ten Tournament championship game against Ohio State and allowed one run, which was unearned.

**BEFORE NEBRASKA** Schanaman played high school baseball at Grand Island in Nebraska under Coach Joe Wells. • Earned first-team all-state honors in 2017 and 2018. • Compiled a career batting average of .400 with eight home runs and 80 RBIs. • On the mound, he went 11-4 with a 2.43 ERA for his career. • As a senior, he batted .391 with 27 runs scored, 41 RBIs, six doubles, one triple and four home runs. • As a junior, he batted .396 with 26 runs scored, 20 RBIs, eight doubles, four triples and two home runs. • An honor roll student and member of the National Honor Society, he graduated in the top 15 percent of his class. • Also earned three letters in basketball. • Played summer ball for the Nebraska Sluggers under Coach Rollie Kenny and for the STL Gamers under Coaches Matt Whiteside and Scott Cooper.

**PERSONAL** Born on Aug. 12, 1999. • Parents are Larry and Kim Schanaman. • Has one brother, Sheridan. • Hobbies include fishing, hunting, water sports and disc golf. • Graduated with his bachelor's degree in economics in December 2021.

## CAREER OVERALL STATISTICS

Year	ERA	W-L	APP	GS	CG	SH	SV	IP	H	R	ER	BB	SO	2B	3B	HR	BF	BAVG	WP	HBP	BK	SFA	SHA
2019	3.18	1-2	19	0	0	0	3	22.2	13	10	8	14	23	2	0	3	98	.163	6	1	0	1	2
2020	6.97	2-2	6	0	0	0	0	10.1	9	8	8	4	10	4	1	0	44	.231	0	0	0	0	1
2021	5.08	5-2	13	12	0	0	0	67.1	63	44	38	25	72	15	1	7	300	.242	4	12	0	3	0
2022	4.44	2-8	15	13	2	1	0	77.0	75	48	38	29	76	14	2	12	348	.251	7	11	1	6	3
<b>TOTAL</b>	<b>4.67</b>	<b>10-14</b>	<b>53</b>	<b>25</b>	<b>2</b>	<b>1</b>	<b>3</b>	<b>177.1</b>	<b>160</b>	<b>110</b>	<b>92</b>	<b>72</b>	<b>181</b>	<b>35</b>	<b>4</b>	<b>22</b>	<b>790</b>	<b>.236</b>	<b>17</b>	<b>24</b>	<b>1</b>	<b>10</b>	<b>6</b>



# N INFIELDER

# EFRY CERVANTES 9

BATS  
**RIGHT**

THROWS  
**RIGHT**

HEIGHT  
**6-1**

WEIGHT  
**185**

CLASS  
**SENIOR**

HOMETOWN  
**TUCSON, ARIZ.**

PREVIOUS SCHOOL  
**SOUTH MOUNTAIN CC**

## [ HONORS & AWARDS ]

- » Academic All-Big Ten (2022)
- » Nebraska Scholar-Athlete Honor Roll (Fall 2020, 2021; Spring 2021, 2022)
- » Tom Osborne Citizenship Team (2022)

**AS A SENIOR (2022)** Cervantes appeared in 40 games, including 37 starts for the Huskers. • Hit .187 with four doubles and a home run. • Totaled 20 hits, 10 RBI and 12 runs. • Recorded two multi-hit games and a pair of multi-RBI games. • Delivered the walk-off RBI single in win against New Mexico State. • Had two-hit games against Ohio State and Michigan State. • Tallied two runs against Omaha and Minnesota. • Drove in two runs vs. UT Arlington and Iowa.

**AS A JUNIOR (2021)** Cervantes played in 36 games, making 14 starts in first season at Nebraska. • Had four hits and drove in four runs. • Scored seven runs. • Hit a two-RBI single in an extra-inning win at Michigan State. • Recorded an RBI single against Purdue. • Tallied a hit in the win against NJIT in the Fayetteville Regional.

**BEFORE NEBRASKA** Efray Cervantes (pronounced Ee-fry Sir-van-tess) joins the Huskers from South Mountain Community College, where he played under Coach Todd Eastin • Playing in the ACCAC Wood Bat League, he batted .305 with one home run, 19 RBIs, 22 runs scored, seven doubles and seven stolen bases in 25 games in 2020 • As a freshman in 2019, Cervantes hit .300 with three home runs, 31 RBIs, 51 runs scored, 13 doubles and nine stolen bases on his way to ACCAC All-Region and all-conference accolades • During the fall, he was one of the top performers in the Arizona Fall JUCO All-Star game • During his high school career at Salpointe Catholic playing under Coach Danny Preble, he batted .388 with six home runs and 73 RBIs on his way to first-team all-state honors in 2017 and 2018 • Was also an honor roll student.

**PERSONAL** Born on Nov. 7, 1999 • Parents are Efrain and Eliset • Has two brothers, Chris and Anselmo, and one sister, Samantha • Majoring in business administration.

## CAREER OVERALL STATISTICS

Year	AVG.	G-GS	AB	R	H	2B	3B	HR	RBI	TB	SLG%	BB	HBP	SO	GDP	OB%	SF	SH	SB-ATT	PO	A	E	FLD%
2021	.082	36-14	49	7	4	0	0	0	4	4	.082	8	3	12	0	.250	0	5	1-2	19	25	1	.978
2022	.187	40-37	107	12	20	4	0	1	10	27	.252	13	11	20	0	.333	1	11	0-1	35	79	3	.974
<b>TOTAL</b>	<b>.154</b>	<b>76-51</b>	<b>156</b>	<b>19</b>	<b>24</b>	<b>4</b>	<b>0</b>	<b>1</b>	<b>14</b>	<b>31</b>	<b>.199</b>	<b>21</b>	<b>14</b>	<b>32</b>	<b>0</b>	<b>.307</b>	<b>1</b>	<b>16</b>	<b>1-3</b>	<b>54</b>	<b>104</b>	<b>4</b>	<b>.975</b>



# N INFIELDER

# BRICE MATTHEWS 14

BATS  
**RIGHT**

THROWS  
**RIGHT**

HEIGHT  
**6-0**

WEIGHT  
**190**

CLASS  
**JUNIOR**

HOMETOWN  
**HUMBLE, TEXAS**

HIGH SCHOOL  
**ATASCOCITA**

### [ HONORS & AWARDS ]

- » NCAA All-Fayetteville Region Team (2021)
- » Big Ten All-Freshman Team (2021)
- » Academic All-Big Ten (2022)
- » Nebraska Scholar-Athlete Honor Roll (Fall 2020, 2021; Spring 2022)
- » Tom Osborne Citizenship Team (2022)

**AS A SOPHOMORE (2022)** Matthews appeared in 45 games, making 44 starts for the Huskers. • Hit .261 at the plate with eight doubles and seven home runs. • Totaled 41 hits, 29 RBI and 31 runs. • Recorded 10 multi-hit games. • Tallied a team-high 12 stolen bases. • Compiled nine multi-RBI games. • Notched a season-best reached base streak of 22 games. • Posted two games with three hits after going 3-for-4 with a run vs. Omaha and 3-for-5 with two RBI and two runs at Ohio State. • Collected two stolen bases against UT Arlington, Omaha and New Mexico State. • Homered against TCU, Texas A&M-Corpus Christi, Indiana (two times), Omaha, Iowa and Michigan State.


**AS A FRESHMAN (2021)** Brice Matthews was named to the Big Ten All-Freshman Team and All-Fayetteville Regional Team. • Played in 39 games, making 36 starts in first season with the Huskers. • Hit .273 with a triple and five home runs. • Tied for third on team with eight doubles and fourth on the team with seven stolen bases. • Tallied a .462 slugging percentage and .381 on-base percentage. • Recorded 13 multi-hit games. • Compiled 11 multi-RBI games. • Had a season-high three hits vs. Northwestern after going 3-for-5 with two doubles, two RBI and two runs scored. • Garnered season-high five RBI vs. Maryland. • Homered against Iowa, Maryland (two times), Indiana and NJIT. • Scored a season-high three runs vs. Maryland. • Collected two stolen bases against Illinois and Maryland.

**BEFORE NEBRASKA** Matthews joined the Huskers from Atascocita High School in Texas, where he played under Coach Eric Matthews • Ranked by Prep Baseball Report as a Top-100 player in Texas and the No. 3 player at his position • During a breakout junior season, Matthews was selected as the 6A Utility Player of the Year and Greater Houston Area Infielder of the Year • In addition, he earned a spot on the USA Baseball NTIS South Texas Team, Houston Area High School All-Star Team and the Texas High School Baseball Coaches Association All-State Team • Batted .426 with four home runs, 42 hits and 23 stolen bases during his junior campaign, slugging .647 with a .535 on-base percentage • Was also the starting quarterback for Atascocita's football team and was named the Offensive MVP in 2018.

**PERSONAL** Born on March 16, 2002 • Parents are Stephen and Edrice Matthews • Has one sister, Blake • Majoring in finance.

### CAREER OVERALL STATISTICS

Year	AVG.	G-GS	AB	R	H	2B	3B	HR	RBI	TB	SLG%	BB	HBP	SO	GDP	OB%	SF	SH	SB-ATT	PO	A	E	FLD%
2021	.273	39-36	132	28	36	8	1	5	34	61	.462	23	0	44	2	.381	0	1	7-10	50	74	6	.954
2022	.261	45-44	157	31	41	8	0	7	29	70	.446	25	6	56	1	.379	2	4	12-13	62	112	15	.921
<b>TOTAL</b>	<b>.266</b>	<b>84-80</b>	<b>289</b>	<b>59</b>	<b>77</b>	<b>16</b>	<b>1</b>	<b>12</b>	<b>63</b>	<b>131</b>	<b>.453</b>	<b>48</b>	<b>6</b>	<b>100</b>	<b>3</b>	<b>.380</b>	<b>2</b>	<b>5</b>	<b>19-23</b>	<b>112</b>	<b>186</b>	<b>21</b>	<b>.934</b>



# N CATCHER

# GRIFFIN EVERITT 16

BATS  
**RIGHT**

THROWS  
**RIGHT**

HEIGHT  
**6-0**

WEIGHT  
**215**

CLASS  
**SENIOR**

HOMETOWN  
**LINCOLN, NEB.**

PREVIOUS SCHOOL  
**KANSAS CITY KANSAS CC**

[ **HONORS & AWARDS** ]

- » NCAA All-Fayetteville Region Team (2021)
- » Big Ten Distinguished Scholar (2022)
- » Academic All-Big Ten (2022)
- » Nebraska Scholar-Athlete Honor Roll (Fall 2020, 2021; Spring 2021, 2022)

**AS A SENIOR (2022)** Everitt started all 53 games for Nebraska. • Hit .291 with a triple and eight home runs. • Tied with a team-high 12 doubles. • Posted 41 RBI and 38 runs. • Totaled 14 multi-hit games and 13 multi-RBI games. • Had six games with at least three hits, including a pair of four-hit games. • Delivered walk-off double in home opener vs. Omaha while going 4-for-5 at the plate with two home runs, a double and four RBI. • Tied season-high four hits with a 4-for-7 performance with a double, four RBI and two runs in win at Indiana. • Compiled three-hit games against TCU, Texas A&M-Corpus Christi, Minnesota and Illinois.

**AS A JUNIOR (2021)** Griffin Everitt played in 37 games, making 32 starts for the Huskers. • Hit .287 with six doubles and three home runs. • Totaled 35 hits, 21 RBI and 17 runs. • Posted a .410 slugging percentage and .370 on-base percentage. • Recorded nine multi-hit games. • Compiled five multi-RBI games. • Had season-high three hits and four RBI after going 3-for-4 with a home run, four RBI and three runs scored vs. Northwestern. • Also homered at Illinois and vs. Ohio State.

**BEFORE NEBRASKA** Everitt joined the Huskers from Kansas City Kansas Community College, where he played under Coach Matt Goldbeck • In 2020, he batted .483 with a .636 on-base percentage and six home runs, 26 RBIs and 26 runs scored in 20 games before the season was cut short due to the COVID-19 pandemic • Defensively, he caught seven of 12 runners stealing • Selected to the JBB first-team All-America Team • In 2019, he hit .319 with a .467 on-base percentage, two home runs, 19 RBIs and 23 runs scored, while catching 12 runners stealing • Played high school baseball at Lincoln Southwest under Coach Mitch Vernon • An honor roll member, he also earned academic all-conference accolades.

**PERSONAL** Born on Jan. 20, 2000 • Parents are Bob and Karen Everitt • Has one sister, Katie • Majoring in sports media and communication.

**CAREER OVERALL STATISTICS**

Year	AVG.	G-GS	AB	R	H	2B	3B	HR	RBI	TB	SLG%	BB	HBP	SO	GDP	OB%	SF	SH	SB-ATT	PO	A	E	FLD%
2021	.287	32-32	122	17	35	6	0	3	21	50	.410	12	4	38	1	.370	0	5	3-5	319	34	3	.992
2022	.291	53-53	203	38	59	12	1	8	41	97	.478	25	7	45	6	.384	2	0	2-6	329	30	6	.984
<b>TOTAL</b>	<b>.289</b>	<b>90-85</b>	<b>325</b>	<b>55</b>	<b>94</b>	<b>18</b>	<b>1</b>	<b>11</b>	<b>62</b>	<b>147</b>	<b>.452</b>	<b>37</b>	<b>11</b>	<b>83</b>	<b>7</b>	<b>.379</b>	<b>2</b>	<b>5</b>	<b>5-11</b>	<b>648</b>	<b>64</b>	<b>9</b>	<b>.988</b>



# N OUTFIELDER GARRETT ANGLIM 18

BATS  
**RIGHT**

THROWS  
**RIGHT**

HEIGHT  
**6-1**

WEIGHT  
**205**

CLASS  
**R-SOPHOMORE**

HOMETOWN  
**LA VISTA, NEB.**

HIGH SCHOOL  
**PAPILLION-LA VISTA**

## [ HONORS & AWARDS ]

- » All-Big Ten Freshman Team (2022)
- » Nebraska Scholar-Athlete Honor Roll (Fall 2020, 2021; Spring 2021, 2022)
- » Tom Osborne Citizenship Team (2021)

**AS A REDSHIRT FRESHMAN (2022)** Anglim was chosen to the All-Big Ten Freshman Team. • Appeared in 49 games, including 45 starts in the outfield for the Huskers in 2022. • Hit a team-best .303 at the plate. • Totaled 11 doubles, four triples and four home runs. • Recorded 28 RBI and 28 runs scored on the season. • Had 12 multi-hit games and five multi-RBI games. • Tied a school record and became the fourth Husker all-time with a three-homer game after going 3-for-5 with three home runs, five RBI and three runs scored in Nebraska's 12-1 run-rule victory vs. Iowa. • Posted a season-high four hits and three runs at Minnesota. • Also homered vs. Oral Roberts. • Concluded season with a seven-game hitting streak.

**AS A FRESHMAN (2021)** Redshirted his first season at Nebraska.

**BEFORE NEBRASKA** Garrett Anglim (pronounced Ang-lum) played high school baseball at Papillion-La Vista under Coach Nate McCabe • Selected as a 2020 NHBSCA Region 5 Player of the Year • Was the top-ranked outfielder in Nebraska by Prep Baseball Report and Perfect Game, which also selected him as a Rawlings Preseason All-American in 2018 • During his junior season in 2019, Anglim earned all-state honors after being among the Class A leaders in several offensive categories, including hits (31), runs (30), triples (5) and stolen bases • Batted .360 during the 2019 campaign with a .450 on-base percentage.

**PERSONAL** Born on Jan. 22, 2002 • Parents are Greg and Brenda Anglim • Has two sisters, Madison and Lauryn, who is a freshman on the Nebraska soccer team in 2022 • Majoring in business administration.

## CAREER OVERALL STATISTICS

Year	AVG.	G-GS	AB	R	H	2B	3B	HR	RBI	TB	SLG%	BB	HBP	SO	GDP	OB%	SF	SH	SB-ATT	PO	A	E	FLD%
2022	.303	49-45	178	28	54	11	4	4	28	85	.478	16	9	40	5	.387	1	0	6-9	67	1	1	.986
TOTAL	.303	49-45	178	28	54	11	4	4	28	85	.478	16	9	40	5	.387	1	0	6-9	67	1	1	.986



# N LEFT-HANDED PITCHER KYLE PERRY 19

BATS  
**LEFT**

THROWS  
**LEFT**

HEIGHT  
**6-1**

WEIGHT  
**190**

CLASS  
**GRAD. STUDENT**

HOMETOWN  
**OMAHA, NEB.**

HIGH SCHOOL  
**MILLARD SOUTH**

**[ HONORS & AWARDS ]**

» Nebraska Scholar-Athlete Honor Roll (Fall 2020; Spring 2022)

**AS A SENIOR (2022)** Appeared in five games, making four starts before suffering a season-ending injury. • Went 0-2 with a 6.75 ERA. • Totaled 17 strikeouts in 14.2 innings. • Limited opposing hitters to a .276 batting average. • Pitched a season-high five innings against UT Arlington, allowing zero runs on five hits with four strikeouts. • Recorded a season-high eight strikeouts in 4.1 innings against TCU. • Tallied three strikeouts at Omaha and two at Sam Houston.

**AS A JUNIOR (2021)** Kyle Perry made four starts on the mound while coming back from injury. • Posted a 2-0 record in 10.1 innings of work. • Totaled 15 strikeouts on the season. • Had wins against Ohio State and Michigan. • Tallied a 3.48 ERA with 15 strikeouts, while limiting opposing batters to .184 hitting. • Tossed a season-high 4.1 innings at Arkansas in the Fayetteville Regional. • Recorded a season-high seven strikeouts in the no-decision against the top-ranked Razorbacks. • Allowed one hit in two shutout innings vs. Ohio State. • Threw three scoreless innings with four strikeouts and no hits allowed in win against Michigan.

**AS A SOPHOMORE (2020)** Perry made four appearances, including one start, on the mound before the season was cut short due to the COVID-19 pandemic. • Went 1-0 with a 5.06 ERA across 10.2 innings, while tallying 11 strikeouts, third-most on the team, and only two walks. • Didn't allow any hits, runs or walks in his first two outings, which spanned 4.2 innings against Baylor and Arizona. • Recorded seven strikeouts and allowed only one run on two hits in 5.0 innings against Columbia on March 6 to earn the win.


**AS A FRESHMAN (2019)** Perry made 11 appearances on the mound, including seven starts, during his first year at Nebraska. • Went 2-1 with a 5.47 ERA and 29 strikeouts in 26.1 innings. • Made his debut on Feb. 16 in the second game of a doubleheader at UC Riverside. • Recorded a season-high nine strikeouts in 4.0 innings to earn the win against Air Force on March 20. • Struck out four batters and allowed only one run in 3.2 innings as the starter at Creighton on March 26. • Threw a season-high 7.0 scoreless innings to earn the win at Kansas State on April 2. • Tossed 3.1 innings against Michigan, allowing one run, during the Big Ten Tournament on May 25. • Held UConn scoreless in 1.0 inning of relief at the NCAA Oklahoma City Regional.

**BEFORE NEBRASKA** Perry played high school baseball at Millard South under Coach Greg Geary. • In 2018, he helped the Patriots to a runner-up finish at the state tournament, going 6-2 with one save and a 1.35 ERA and 81 strikeouts on the mound. • As a hitter in 2018, he batted .354 with 11 RBIs and 24 runs scored. • Earned first-team all-state from the Omaha World-Herald and Super-State honors from the Lincoln Journal Star in 2018. • In 2017, he went 10-0 with a 0.47 ERA and 90 strikeouts. • Helped the team to a third-place finish at state in 2017, which included a no-hitter against Millard North in the first round. • Named the captain of the 2017 first-team all-state team by the Omaha World-Herald and the Lincoln Journal Star Super-State Team. • In 2016, went 3-1 with one save and a 0.33 ERA and 30 strikeouts. • Also earned three letters in basketball, garnering second-team all-state plaudits from the Omaha World-Herald and second-team Super-State honors from the Lincoln Journal Star in 2018. • Played Legion baseball for the Duensing Patriot 52s, going 8-1 with a 0.66 ERA and 90 strikeouts in 2018, while hitting .319 with 54 hits, 30 RBIs and 45 runs scored. • In 2017, he went 5-1 on the mound with a 2.20 ERA and 53 strikeouts, while hitting .306 with 16 RBIs and 24 runs scored. • In 2016, he went 8-0 with a 1.42 ERA and 52 strikeouts, while batting .348 with 20 RBIs and 21 runs scored.

**PERSONAL** Born on March 23, 2000. • Parents are Phil and Terri Perry. • Has one sister, Erin, and one brother, Matthew. • Majoring in sports media and communication.

**CAREER OVERALL STATISTICS**

Year	ERA	W-L	APP	GS	CG	SH	SV	IP	H	R	ER	BB	SO	2B	3B	HR	BF	BAVG	WP	HBP	BK	SFA	SHA
2019	5.47	2-1	11	7	0	0	0	26.1	29	16	16	18	29	7	1	2	129	.282	2	6	1	1	1
2020	5.06	1-0	4	1	0	0	0	10.2	7	6	6	2	11	3	0	1	41	.179	0	0	0	0	0
2021	3.48	2-0	4	4	0	0	0	10.1	7	5	4	4	15	1	0	0	42	.184	1	0	0	0	0
2022	6.75	0-2	5	4	0	0	0	14.2	16	11	11	10	17	4	0	2	72	.276	1	3	0	0	1
<b>TOTAL</b>	<b>5.37</b>	<b>5-3</b>	<b>24</b>	<b>16</b>	<b>0</b>	<b>0</b>	<b>0</b>	<b>62.0</b>	<b>59</b>	<b>38</b>	<b>37</b>	<b>34</b>	<b>72</b>	<b>15</b>	<b>1</b>	<b>5</b>	<b>284</b>	<b>.248</b>	<b>4</b>	<b>9</b>	<b>1</b>	<b>1</b>	<b>2</b>



# N OUTFIELDER

# LUKE SARTORI 21

BATS  
**RIGHT**

THROWS  
**RIGHT**

HEIGHT  
**6-1**

WEIGHT  
**195**

CLASS  
**SENIOR**

HOMETOWN  
**LINCOLN, NEB.**

PREVIOUS SCHOOL  
**HUTCHINSON CC**

### [ HONORS & AWARDS ]

- » Academic All-Big Ten (2022)
- » Nebraska Scholar-Athlete Honor Roll (Fall 2020; Spring 2022)

**AS A JUNIOR (2022)** Sartori played in 41 games, making 20 starts at center field for Nebraska. • Hit .192 with a double and home run. • Totaled 14 hits, nine RBI, 19 runs and five stolen bases. • Recorded four multi-hit games and a multi-RBI game. • Went 2-for-4 with a home run, four RBI and three runs scored at Ohio State. • Garnered two-hit games against Sam Houston, Ohio State (two times) and Minnesota. • Scored two runs at Minnesota.

**AS A SOPHOMORE (2021)** Luke Sartori (pronounced Sar-tor-ee) appeared in five games in debut season at Nebraska. • Had an RBI single in his lone at-bat of the season in a 12-2 win vs. Northwestern.

**BEFORE NEBRASKA** Sartori joined the Huskers from Hutchinson Community College, where he played the shortened 2020 season under Coach Ryan Schmidt • In 19 games, Sartori led the Blue Dragons in batting average (.455), hits (30), runs scored (23), doubles (8), slugging percentage (.758), on-base percentage (.520) and shared the team high in stolen bases (4) • Ranked second on the team in home runs (4) and RBIs (18) • Tied a single-game school record with a 5-for-5 performance • Played high school baseball at Lincoln Southwest under Coach Mitch Vernon • Batted .370 with three home runs • Earned second-team Super State and all-conference accolades.

**PERSONAL** Born on April 16, 2001 • Parents are Peter and Michelle Sartori • Has one sister, Hally, and one brother, Logan • Majoring in nutrition, exercise and health science.

### CAREER OVERALL STATISTICS

Year	AVG.	G-GS	AB	R	H	2B	3B	HR	RBI	TB	SLG%	BB	HBP	SO	GDP	OB%	SF	SH	SB-ATT	PO	A	E	FLD%
2021	1.000	5-0	1	1	1	0	0	0	1	1	1.000	0	0	0	0	1.000	0	0	0-1	0	0	0	.000
2022	.192	41-20	73	19	14	1	0	1	9	18	.247	9	3	21	0	.306	0	2	5-5	50	1	0	1.000
<b>TOTAL</b>	<b>.203</b>	<b>46-20</b>	<b>74</b>	<b>20</b>	<b>15</b>	<b>1</b>	<b>0</b>	<b>1</b>	<b>10</b>	<b>19</b>	<b>.257</b>	<b>9</b>	<b>3</b>	<b>21</b>	<b>0</b>	<b>.314</b>	<b>0</b>	<b>2</b>	<b>5-6</b>	<b>50</b>	<b>1</b>	<b>0</b>	<b>1.000</b>



# N RIGHT-HANDED PITCHER DREW CHRISTO 25

BATS  
**RIGHT**

THROWS  
**RIGHT**

HEIGHT  
**6-4**

WEIGHT  
**230**

CLASS  
**SOPHOMORE**

HOMETOWN  
**ELKHORN, NEB.**

HIGH SCHOOL  
**ELKHORN**

**[ HONORS & AWARDS ]**

- » Nebraska Scholar-Athlete Honor Roll (Fall 2021; Spring 2022)
- » Tom Osborne Citizenship Team (2022)

**AS A FRESHMAN (2022)** Made five appearances, including a pair of starts on the mound. • Went 0-1 with an 8.44 ERA. • Totaled five strikeouts in 5.1 innings. • Pitched a season-high two innings in start at Omaha. • Posted season-high two strikeouts in one inning against Texas A&M-Corpus Christi and 1.2 innings vs. Rutgers. • Pitched 0.2 innings vs. New Mexico State and made an appearance at Sam Houston.

**BEFORE NEBRASKA** Considered the top high school prospect in Nebraska and one of nation's top high school seniors, as he was ranked No. 44 nationally by Perfect Game. • Was selected to play in the 2020 Perfect Game All-American Classic in Oklahoma City. Three-sport letterwinner in football, basketball and baseball at Elkhorn High School. • Earned first-team all-state and first-team super state distinction in football, while named first-team all-state in basketball and baseball. • Helped team win state title in football as a senior and was state runner-up in basketball in senior season. • Named the Gatorade Player of the Year in baseball in 2021, while also tabbed the Male Athlete of the Year in the state.

**PERSONAL** Born on Jan. 19, 2003 • Parents are Monte and Jill Christo • Father, Monte, played quarterback at Nebraska in 1994-98. • Has two sisters, Sydney and Courtney, and one brother, Ian • Majoring in biology.

**CAREER OVERALL STATISTICS**

Year	ERA	W-L	APP	GS	CG	SH	SV	IP	H	R	ER	BB	SO	2B	3B	HR	BF	BAVG	WP	HBP	BK	SFA	SHA
2022	8.44	0-1	5	2	0	0	0	5.1	10	12	5	5	5	3	0	3	35	.370	1	2	0	0	0
<b>TOTAL</b>	<b>8.44</b>	<b>0-1</b>	<b>5</b>	<b>2</b>	<b>0</b>	<b>0</b>	<b>0</b>	<b>5.1</b>	<b>10</b>	<b>12</b>	<b>5</b>	<b>5</b>	<b>5</b>	<b>3</b>	<b>0</b>	<b>3</b>	<b>35</b>	<b>.370</b>	<b>1</b>	<b>2</b>	<b>0</b>	<b>0</b>	<b>0</b>





# N LEFT-HANDED PITCHER JAKE BUNZ 27

BATS  
**LEFT**

THROWS  
**LEFT**

HEIGHT  
**6-5**

WEIGHT  
**230**

CLASS  
**SENIOR**

HOMETOWN  
**ELKHORN, NEB.**

PREVIOUS SCHOOL  
**HUTCHINSON CC**

**[ HONORS & AWARDS ]**

- » Academic All-Big Ten (2022)
- » Nebraska Scholar-Athlete Honor Roll (Fall 2020, 2021; Spring 2021, 2022)
- » Tom Osborne Citizenship Team (2022)

**AS A SENIOR (2022)** Recorded one out before suffering a season-ending injury. • Struck out the only batter he faced in season-opening series at Sam Houston.

**AS A JUNIOR (2021)** Bunz had a team-high 20 appearances on the mound for the Huskers. • Tallied three starts and 17 relief appearances. • Totaled 42 strikeouts on the year. • Posted a 2-1 record with one save. • Boasted a 2.20 ERA in 32.2 innings with 42 strikeouts. • Garnered wins against Minnesota and Illinois. • Tossed a season-high four innings against Iowa and Minnesota. • Pitched four scoreless innings with five strikeouts in win against Minnesota. • Threw two perfect innings to post lone save of the season vs. Northwestern. • Recorded season-high five strikeouts vs. Purdue and Minnesota.

**BEFORE NEBRASKA** A native of Elkhorn, Neb., Jake Bunz spent the last two seasons at Hutchinson Community College under Coach Ryan Schmidt after playing high school baseball at Elkhorn South • As a freshman at Hutchinson in 2019, he went 8-1 with a 3.48 ERA and recorded 81 strikeouts in only 54.1 innings • Tabbed second-team all-region and first-team All-Jayhawk West • During his career at Elkhorn South playing under Coach Brandon Dahl, Bunz compiled a 15-5 record with a 2.83 ERA and 155 strikeouts from 2016 to 2018 • Also earned two letters playing football.

**PERSONAL** Born on Sept. 15, 1999 • Parents are Scott and Danielle Bunz • Has one brother, Joe • Majoring in sports media and communication.

**CAREER OVERALL STATISTICS**

Year	ERA	W-L	APP	GS	CG	SH	SV	IP	H	R	ER	BB	SO	2B	3B	HR	BF	BAVG	WP	HBP	BK	SFA	SHA
2021	2.20	2-1	20	3	0	0	1	32.2	19	8	8	20	42	3	1	2	135	.168	3	1	0	0	1
2022	0.00	0-0	1	0	0	0	0	0.1	0	0	0	0	1	0	0	0	1	.000	0	0	0	0	0
<b>TOTAL</b>	<b>2.18</b>	<b>2-1</b>	<b>21</b>	<b>3</b>	<b>0</b>	<b>0</b>	<b>1</b>	<b>33.0</b>	<b>19</b>	<b>8</b>	<b>8</b>	<b>20</b>	<b>43</b>	<b>3</b>	<b>1</b>	<b>2</b>	<b>136</b>	<b>.167</b>	<b>3</b>	<b>1</b>	<b>0</b>	<b>0</b>	<b>1</b>



# N INFIELDER/LEFT-HANDED PITCHER

## WILL WALSH 30

BATS  
**RIGHT**

THROWS  
**LEFT**

HEIGHT  
**6-4**

WEIGHT  
**225**

CLASS  
**R-SOPHOMORE**

HOMETOWN  
**LEAWOOD, KAN.**

HIGH SCHOOL  
**ROCKHURST**

**[ HONORS & AWARDS ]**

- » Academic All-Big Ten (2022)
- » Nebraska Scholar-Athlete Honor Roll (Fall 2020, 2021; Spring 2021, 2022)

**AS A REDSHIRT FRESHMAN (2022)** Walsh played in three games for Nebraska in 2022. • Made two pinch-hit appearances in road series at Indiana. • Pitched 0.2 innings in relief vs. Rutgers, allowing one run on three hits with one strikeout.

**AS A FRESHMAN (2021)** Will Walsh redshirted his first season at Nebraska.

**BEFORE NEBRASKA** Walsh joined the Huskers from Rockhurst High School, where he played under Coach Jim Degraw • Ranked as the No. 6 left-handed pitcher in Kansas by Prep Baseball Report and No. 3 LHP by Perfect Game, Walsh was also an Underclass All-America selection • Compiled a 3.28 ERA as junior after a 1.45 ERA during his sophomore season • The team finished runner-up at regionals in 2019 • Member of the National Honor Society.

**PERSONAL** Born on June 8, 2001 • Parents are Dan and Jenny Walsh • Has two brothers, Ben and Luke • Has not declared a major at Nebraska.

**CAREER OVERALL STATISTICS**

Year	AVG.	G-GS	AB	R	H	2B	3B	HR	RBI	TB	SLG%	BB	HBP	SO	GDP	OB%	SF	SH	SB-ATT	PO	A	E	FLD%
2022	.000	2-0	2	0	0	0	0	0	0	0	.000	0	0	2	0	.000	0	0	0-0	0	0	0	.000
<b>TOTAL</b>	<b>.314</b>	<b>98-98</b>	<b>408</b>	<b>82</b>	<b>128</b>	<b>20</b>	<b>4</b>	<b>17</b>	<b>77</b>	<b>207</b>	<b>.507</b>	<b>30</b>	<b>4</b>	<b>52</b>	<b>11</b>	<b>.366</b>	<b>1</b>	<b>0</b>	<b>9-11</b>	<b>136</b>	<b>138</b>	<b>14</b>	<b>.951</b>

Year	ERA	W-L	APP	GS	CG	SH	SV	IP	H	R	ER	BB	SO	2B	3B	HR	BF	BAVG	WP	HBP	BK	SFA	SHA
2022	13.50	0-0	1	0	0	0	0	0.2	3	1	1	0	1	0	0	0	5	.600	1	0	0	0	0
<b>TOTAL</b>	<b>13.50</b>	<b>0-0</b>	<b>1</b>	<b>0</b>	<b>0</b>	<b>0</b>	<b>0</b>	<b>0.2</b>	<b>3</b>	<b>1</b>	<b>1</b>	<b>0</b>	<b>1</b>	<b>0</b>	<b>0</b>	<b>0</b>	<b>5</b>	<b>.600</b>	<b>1</b>	<b>0</b>	<b>0</b>	<b>0</b>	<b>0</b>



# N RIGHT-HANDED PITCHER

## CJ HOOD 32

BATS  
**RIGHT**

THROWS  
**RIGHT**

HEIGHT  
**6-4**

WEIGHT  
**200**

CLASS  
**SOPHOMORE**

HOMETOWN  
**HICKMAN, NEB.**

HIGH SCHOOL  
**NORRIS**

**AS A FRESHMAN (2022)** Hood made 18 relief appearances in his freshman season with the Huskers. • Went 2-0 with a 4.26 ERA and one save. • Totaled 12 strikeouts in 12.2 innings. • Held opposing hitters to a .200 batting average. • Had six appearances with at least one inning. • Posted wins against North Dakota State and Kansas State. • Garnered lone save vs. Michigan State. • Pitched a season-high 1.1 innings against Creighton and North Dakota State. • Tallied a season-high three strikeouts in one inning of relief vs. Texas A&M-Corpus Christi. • Struck out two hitters vs. Kansas State and North Dakota State.

**BEFORE NEBRASKA** Three-sport letterwinner in football, basketball and baseball at Norris High School. • Earned all-state recognition as a wide receiver in football and was a Superstate selection as a pitcher and outfielder in baseball. • Led the Titans to a state-runner up finish in baseball. • Also played club baseball for the Ohio Warhawks under Ron Slusher.

**PERSONAL** Born on May 24, 2002. • Parents are Colby and Jennifer Hood. • Has three brothers, Byron, John and Alex. • Brother, Byron, was a member of the Nebraska baseball program in 2016-19. • Majoring in construction management.

### CAREER OVERALL STATISTICS

Year	ERA	W-L	APP	GS	CG	SH	SV	IP	H	R	ER	BB	SO	2B	3B	HR	BF	BAVG	WP	HBP	BK	SFA	SHA
2022	4.26	2-0	18	0	0	0	1	12.2	8	8	6	13	12	4	0	1	58	.200	5	2	0	3	0
<b>TOTAL</b>	<b>4.26</b>	<b>2-0</b>	<b>18</b>	<b>0</b>	<b>0</b>	<b>0</b>	<b>1</b>	<b>12.2</b>	<b>8</b>	<b>8</b>	<b>6</b>	<b>13</b>	<b>12</b>	<b>4</b>	<b>0</b>	<b>1</b>	<b>58</b>	<b>.200</b>	<b>5</b>	<b>2</b>	<b>0</b>	<b>3</b>	<b>0</b>



# N LEFT-HANDED PITCHER JACKSON BROCKETT 33

BATS  
**LEFT**

THROWS  
**LEFT**

HEIGHT  
**6-1**

WEIGHT  
**200**

CLASS  
**SOPHOMORE**

HOMETOWN  
**OMAHA, NEB.**

HIGH SCHOOL  
**BUFORD (GA.)**

**AS A FRESHMAN (2022)** Made 12 appearances, including five starts on the mound in his freshman season with the Huskers. • Went 0-1 with a 5.23 ERA. • Totaled 29 strikeouts in 31 innings. • Limited opposing hitters to a .237 batting average. • Had two starts with at least five innings. • Notched five outings with at least three strikeouts, including a season high seven strikeouts at Minnesota. • Tossed 5.1 innings in his first collegiate start against BYU, allowing two runs on four hits with a pair of strikeouts. • Allowed one run on four hits with seven strikeouts in 5.1 innings in start at Minnesota. • Tallied four strikeouts vs. Rutgers and three against New Mexico State, Creighton and Kansas State.

**BEFORE NEBRASKA** Brockett spent three years at Elkhorn South High School before playing his senior year at Buford High School in Buford, Ga. • Named to the Georgia 6A First-Team All-State Team and All-County First Team in 2021. • Went 7-0 with a 0.15 ERA as a senior. • Allowed one earned run and totaled 91 strikeouts and seven walks in 48 innings of work. • Helped team to No. 1 national ranking by Baseball America, National MaxPreps and Perfect Game in 2021 with a perfect 32-0 record in the regular-season. • With the East Cobb Astros, he won the inaugural 17U National Team Championships at the USA Baseball National Training Complex. • Posted seven strikeouts in four shutout innings of relief in the national championship game.

**PERSONAL** Born on March 12, 2003 • Parents are Shawn and Jan Brockett • Majoring in business administration.

## CAREER OVERALL STATISTICS

Year	ERA	W-L	APP	GS	CG	SH	SV	IP	H	R	ER	BB	SO	2B	3B	HR	BF	BAVG	WP	HBP	BK	SFA	SHA
2022	5.23	0-1	12	5	0	0	0	31.0	28	19	18	15	29	5	2	3	138	.237	5	4	0	1	0
<b>TOTAL</b>	<b>5.23</b>	<b>0-1</b>	<b>12</b>	<b>5</b>	<b>0</b>	<b>0</b>	<b>0</b>	<b>31.0</b>	<b>28</b>	<b>19</b>	<b>18</b>	<b>15</b>	<b>29</b>	<b>5</b>	<b>2</b>	<b>3</b>	<b>138</b>	<b>.237</b>	<b>5</b>	<b>4</b>	<b>0</b>	<b>1</b>	<b>0</b>



# N LEFT-HANDED PITCHER CHANDLER BENSON 37

BATS  
**LEFT**

THROWS  
**LEFT**

HEIGHT  
**6-0**

WEIGHT  
**185**

CLASS  
**SOPHOMORE**

HOMETOWN  
**FRISCO, TEXAS**

HIGH SCHOOL  
**LIBERTY**

**AS A FRESHMAN (2022)** Made 15 relief appearances in debut season at Nebraska. • Went 0-0 with a 5.25 ERA. • Totaled 10 strikeouts in 12 innings. • Pitched season-high two innings against Rutgers with a pair of strikeouts. • Had a season-high three strikeouts in a 1.2-inning outing vs. Oral Roberts. • Tallied seven relief outings with at least one inning.

**BEFORE NEBRASKA** Benson joins the Huskers from Frisco, Texas. • Rated the No. 19 left-hander in the state of Texas by Perfect Game in the class of 2021. Played for the Dulin Dodgers program and was named to the all-tournament team at 2019 WWBA World Championship and named the Most Valuable Pitcher at the 2019 U-16 National Championship, as Dulin on the national championship. As a sophomore at Liberty High School, he earned second-team all-district honors in 2019 after posting a 2.75 ERA and fanning 36 over 35.2 innings of work.

**CAREER OVERALL STATISTICS**

Year	ERA	W-L	APP	GS	CG	SH	SV	IP	H	R	ER	BB	SO	2B	3B	HR	BF	BAVG	WP	HBP	BK	SFA	SHA
2022	5.25	0-0	15	0	0	0	0	12.0	17	7	7	4	10	3	0	2	59	.333	0	3	0	0	1
<b>TOTAL</b>	<b>5.25</b>	<b>0-0</b>	<b>15</b>	<b>0</b>	<b>0</b>	<b>0</b>	<b>0</b>	<b>12.0</b>	<b>17</b>	<b>7</b>	<b>7</b>	<b>4</b>	<b>10</b>	<b>3</b>	<b>0</b>	<b>2</b>	<b>59</b>	<b>.333</b>	<b>0</b>	<b>3</b>	<b>0</b>	<b>0</b>	<b>1</b>



# N LEFT-HANDED PITCHER EMMETT OLSON 38

BATS  
**LEFT**

THROWS  
**LEFT**

HEIGHT  
**6-4**

WEIGHT  
**230**

CLASS  
**JUNIOR**

HOMETOWN  
**DES PLAINES, ILL.**

HIGH SCHOOL  
**MAINE WEST**

## [ HONORS & AWARDS ]

- » Second-Team All-Big Ten (2022)
- » Academic All-Big Ten (2022)
- » Nebraska Scholar-Athlete Honor Roll (Fall 2020, 2021)

**AS A SOPHOMORE (2022)** Olson was named Second-Team All-Big Ten for the Huskers in 2022. • Made 19 appearances on the mound, including eight starts. • Went 3-3 with a 2.86 ERA and one save. • Totaled 65 strikeouts in 66 innings. • Limited opposing hitters to a .238 batting average. • Had five starts with at least six innings. • Notched seven outings with at least five strikeouts, including a season-high seven strikeouts in two games. • Posted wins against New Mexico State, Iowa and Illinois. • Recorded lone save vs. Northwestern State. • Tossed a complete-game against Iowa, allowing one run on four hits and had a season-high seven strikeouts in a seven-inning run-rule win. • Pitched seven innings in a no-decision vs. Michigan State, surrendering three runs on five hits with seven strikeouts.

**AS A FRESHMAN (2021)** Olson appeared in 10 games out of the bullpen, stretching across 12 innings. • Held an ERA of 4.50 while notching 16 strikeouts to only six walks. • Boasted a 1-0 record after recording his only victory of the season against Ohio State while striking out three and working through two innings. • Made his season debut against Ohio State on March 14, where he threw an inning and struck out one. • Appeared twice in the Fayetteville Regional. • Threw 1.2 innings in the Fayetteville Regional while striking out two and not allowing an earned run.

**BEFORE NEBRASKA** Emmett Olson joins the Huskers from Maine West High School, where he played under Coach Mike Randazzo • Compiled a 1.04 ERA on the mound, while batting .373 with five home runs and 25 RBIs for his career • Selected to the all-area and all-conference teams • During the 2019 Regional Semifinals, he recorded 16 strikeouts and allowed only one run on two hits in 7.0 innings of work • Maine West captured Regional titles in 2016 and 2017.

**PERSONAL** Born on May 15, 2002 • Parents are Rob and Nancy Olson • Has two sisters, Reilly and Clare • Has not declared a major at Nebraska.

## CAREER OVERALL STATISTICS

Year	ERA	W-L	APP	GS	CG	SH	SV	IP	H	R	ER	BB	SO	2B	3B	HR	BF	BAVG	WP	HBP	BK	SFA	SHA
2021	4.50	1-0	10	0	0	0	0	12.0	13	9	6	6	16	0	0	1	57	.255	1	0	0	0	0
2022	2.86	3-3	19	8	1	0	1	66.0	61	36	21	16	65	13	1	6	280	.238	5	5	0	2	1
<b>TOTAL</b>	<b>3.12</b>	<b>4-3</b>	<b>29</b>	<b>8</b>	<b>1</b>	<b>0</b>	<b>1</b>	<b>78.0</b>	<b>74</b>	<b>45</b>	<b>27</b>	<b>22</b>	<b>81</b>	<b>13</b>	<b>1</b>	<b>7</b>	<b>337</b>	<b>.241</b>	<b>6</b>	<b>5</b>	<b>0</b>	<b>2</b>	<b>1</b>



# N RIGHT-HANDED PITCHER CORBIN HAWKINS 39

BATS  
**RIGHT**

THROWS  
**RIGHT**

HEIGHT  
**6-2**

WEIGHT  
**210**

CLASS  
**SOPHOMORE**

HOMETOWN  
**OMAHA, NEB.**

HIGH SCHOOL  
**MILLARD WEST**

**[ HONORS & AWARDS ]**

- » Nebraska Scholar-Athlete Honor Roll (Fall 2021)
- » Tom Osborne Citizenship Team (2022)

**AS A FRESHMAN (2022)** Hawkins made 13 relief appearances in debut season at Nebraska. • Went 0-2 with a 6.97 ERA. • Totaled 11 strikeouts in 10.1 innings. • Had six relief outings of at least one inning. • Pitched a season-high 1.2 innings at Indiana. • Posted a pair of strikeouts vs. Texas A&M-Corpus Christi and Omaha. • Appeared in one-inning outings against Rutgers, BYU and North Dakota State.

**BEFORE NEBRASKA** Rated among the top-15 seniors in Nebraska by Prep Baseball Report, as he played American Legion ball and played with the Nebraska Prospects program. • Had a five-inning no-hitter with nine strikeouts in summer ball. • A two-way player in high school, Hawkins earned honorable-mention Class A all-state accolades as a sophomore. • Helped Millard West to a 28-5 record and first state title in school history in his sophomore season. • Hit .270, while also fanning 20 in six innings of work on the mound in 2019. • Pitched a two-hit shutout with seven strikeouts against Millard South in the state tournament in 2019.

**PERSONAL** Born on Dec. 5, 2002 • Parents are Paul and Victoria Hawkins • Has three brothers, Logan, Jordan Drelicharz and Justin Drelicharz • Majoring in business management.

**CAREER OVERALL STATISTICS**

Year	ERA	W-L	APP	GS	CG	SH	SV	IP	H	R	ER	BB	SO	2B	3B	HR	BF	BAVG	WP	HBP	BK	SFA	SHA
2022	6.97	0-2	13	0	0	0	0	10.1	15	14	8	2	11	2	1	2	51	.313	0	1	0	0	0
<b>TOTAL</b>	<b>6.97</b>	<b>0-2</b>	<b>13</b>	<b>0</b>	<b>0</b>	<b>0</b>	<b>0</b>	<b>10.1</b>	<b>15</b>	<b>14</b>	<b>8</b>	<b>2</b>	<b>11</b>	<b>2</b>	<b>1</b>	<b>2</b>	<b>51</b>	<b>.313</b>	<b>0</b>	<b>1</b>	<b>0</b>	<b>0</b>	<b>0</b>



# N OUTFIELDER

## GABE SWANSEN 44

BATS  
**RIGHT**

THROWS  
**RIGHT**

HEIGHT  
**5-11**

WEIGHT  
**195**

CLASS  
**SOPHOMORE**

HOMETOWN  
**JOHNSTON, IOWA**

HIGH SCHOOL  
**JOHNSTON**

**[ HONORS & AWARDS ]**

» Nebraska Scholar-Athlete Honor Roll (Fall 2021; Spring 2022)

**AS A FRESHMAN (2022)** Swansen played in 20 games, including nine starts at designated hitter and left field in first season at Nebraska. • Hit .154 with a double and home run. • Totaled six hits, six RBI and six runs. • Tallied one multi-hit game and one multi-RBI game. • Went 2-for-6 with a home run, three RBI and two runs in win at Indiana. • Also scored two runs against Iowa. • Recorded lone double at Minnesota.


**BEFORE NEBRASKA** Gabe Swansen played baseball at Johnston High School under head coach Michael Barta. • Helped team win state championship in 2020, while placing runner-up in 2021 and 2019. • Garnered first-team all-state honors in 2021 and 2020. • Named second-team all-state in 2019. • As a senior, hit .400 with 19 doubles, a triple, eight home runs and 44 RBI. • Tallied nine doubles, three triples, four homers and 34 RBI while hitting .434 as a junior. • Hit .336 with nine doubles, a triple, four home runs and 29 RBI in sophomore campaign.

**PERSONAL** Born on Jan. 26, 2003 • Parents are Scott and Sara Swansen • Has one brother, Jacob • Hobbies include hunting and fishing • Undecided on a major.

**CAREER OVERALL STATISTICS**

Year	AVG.	G-GS	AB	R	H	2B	3B	HR	RBI	TB	SLG%	BB	HBP	SO	GDP	OB%	SF	SH	SB-ATT	PO	A	E	FLD%
2022	.154	20-9	39	6	6	1	0	1	6	10	.256	5	1	9	2	.267	0	0	0-0	3	0	1	.750
TOTAL	.154	20-9	39	6	6	1	0	1	6	10	.256	5	1	9	2	.267	0	0	0-0	3	0	1	.750





# N RIGHT-HANDED PITCHER MASON ORNELAS 51

BATS  
**RIGHT**

THROWS  
**RIGHT**

HEIGHT  
**6-0**

WEIGHT  
**215**

CLASS  
**SENIOR**

HOMETOWN  
**FORT WORTH, TEXAS**

PREVIOUS SCHOOL  
**TEXAS A&M**

**[ HONORS & AWARDS ]**

- » Nebraska Scholar-Athlete Honor Roll (Fall 2021; Spring 2022)
- » Tom Osborne Citizenship Team (2022)

**AS A JUNIOR (2022)** Ornelas appeared in 17 games, making one start on the mound in debut season at Nebraska. • Went 2-0 with a 5.31 ERA and one save. • Totaled 26 strikeouts in 39 innings. • Limited opposing hitters to a .257 batting average. • Had five pitching appearances of at least three innings. • Notched three outings with at least three strikeouts, including a season-high four strikeouts against Sam Houston and Kansas State. • Posted wins vs. Sam Houston and Texas A&M-Corpus Christi. • Recorded lone save vs. Oral Roberts. • Pitched season-high 4.1 innings at Illinois, allowing one run one five hits with one strikeout.

**BEFORE NEBRASKA** Ornelas played for two seasons at Texas A&M before joining the Huskers. • Had a 4-2 record with a 4.37 ERA in 25 appearances, including one start. • Totaled 55 strikeouts in 45.1 innings. • Made 18 appearances, including one start as a sophomore in 2021. • Logged a 3-2 record with a 5.11 ERA and 42 strikeouts in 37 innings of work in 2021. • Appeared in seven game on the mound in debut season with the Aggies. • Recorded a 1-0 record with a 1.08 ERA. • Compiled 13 strikeouts in 8.1 innings as a freshman. • Was a three-year letterwinner at L.D. Bell High School. • Ranked No. 314 on the Perfect Game Top 500 national ranking. • Selected to the North Texas High School Baseball Coaches Association All-Star Team. • Tabbed an All-District 5-6A First Team pitcher as a junior with a 5-4 record, 1.60 ERA and 57 strikeouts in 70 innings. • Earned 2018 Perfect Game Underclass All-American Third Team honors. • Named to the All-Tournament team at the World Wood Bat Association 16U National Championship in 2017 playing for the Dallas Mustangs.

**PERSONAL** Born on July 5, 2000 • Parents are Michael and Vanessa Ornelas, who both played baseball and basketball respectively at University of Nebraska-Kearney. • Has one brother, Mitchell. • Graduated in December of 2022 with a bachelor's degree in child, youth and family studies.

**CAREER OVERALL STATISTICS**

Year	ERA	W-L	APP	GS	CG	SH	SV	IP	H	R	ER	BB	SO	2B	3B	HR	BF	BAVG	WP	HBP	BK	SFA	SHA
2020	1.08	1-0	7	0	0	0	0	8.1	3	1	1	1	13	0	0	1	29	.107	0	0	0	0	0
2021	5.11	3-2	18	1	0	0	0	37.0	39	25	21	12	42	9	0	3	163	.273	3	4	0	0	4
2022	5.31	2-0	17	1	0	0	1	39.0	37	27	23	20	26	9	1	5	172	.257	6	3	0	2	3
<b>TOTAL</b>	<b>4.80</b>	<b>6-2</b>	<b>32</b>	<b>2</b>	<b>0</b>	<b>0</b>	<b>1</b>	<b>84.1</b>	<b>79</b>	<b>53</b>	<b>45</b>	<b>33</b>	<b>81</b>	<b>18</b>	<b>1</b>	<b>9</b>	<b>364</b>	<b>.217</b>	<b>9</b>	<b>7</b>	<b>0</b>	<b>2</b>	<b>7</b>



# N OUTFIELDER CAYDEN BRUMBAUGH 0

BATS  
**RIGHT**

THROWS  
**RIGHT**

HEIGHT  
**5-10**

WEIGHT  
**185**

CLASS  
**SOPHOMORE**

HOMETOWN  
**EDMOND, OKLA.**

PREVIOUS SCHOOL  
**OKLAHOMA STATE**

**BEFORE NEBRASKA** Played one season at Oklahoma State, where he played in 13 games and made four starts. • Hit .318 with an RBI and one run in lone season with the Cowboys. • Posted season-high three hits against West Virginia. • Played high school ball for four years at Sante Fe High School. • Hit .400 at the plate with four home runs and 25 stolen bases in senior season. • Led the Wolves to Class 6A state championship as a sophomore in 2019.

**PERSONAL** Born on March 14, 2003. • Parents are Cliff and Tanya Brumbaugh. • Has two younger brothers, Carson and Camden. • Father Cliff, played baseball at Delaware before making MLB appearances with the Texas Rangers and Colorado Rockies.

**CAREER OVERALL STATISTICS (AT OKLAHOMA STATE)**

Year	AVG.	G-GS	AB	R	H	2B	3B	HR	RBI	TB	SLG%	BB	HBP	SO	GDP	OB%	SF	SH	SB-ATT	PO	A	E	FLD%
2022	.318	13-4	22	1	7	0	1	0	1	9	.409	1	0	7	1	.348	0	0	0-0	3	8	1	.917
<b>TOTAL</b>	<b>.318</b>	<b>13-4</b>	<b>22</b>	<b>1</b>	<b>7</b>	<b>0</b>	<b>1</b>	<b>0</b>	<b>1</b>	<b>9</b>	<b>.409</b>	<b>1</b>	<b>0</b>	<b>7</b>	<b>1</b>	<b>.348</b>	<b>0</b>	<b>0</b>	<b>0-0</b>	<b>3</b>	<b>8</b>	<b>1</b>	<b>.917</b>



# N OUTFIELDER CASEY BURNHAM 2

BATS  
**LEFT**

THROWS  
**LEFT**

HEIGHT  
**5-10**

WEIGHT  
**190**

CLASS  
**SENIOR**

HOMETOWN  
**GRAND ISLAND, NEB.**

PREVIOUS SCHOOL  
**KANSAS**

**[ HONORS & AWARDS ]**

- » 2022 Dr. Gerald Lage Achievement Award (Kansas)
- » Academic All-Big 12 First Team (2021, 2022 at Kansas)
- » Big 12 Newcomer of the Week (5/6/19 at Kansas)

**BEFORE NEBRASKA** Burnham comes to Nebraska after playing four seasons at Kansas, where he played in 111 games, including 100 starts. • Hit .257 with 20 doubles, three triples, two home runs, 30 RBI, 68 runs and 25 stolen bases in four-year career with the Jayhawks. • Concluded his KU career with three doubles, five RBI, 11 runs and 17 walks in final season at Kansas. • The two-time Academic All-Big 12 First Team selection finished second on the team with a .416 on-base percentage in 2022.

**PERSONAL** Born on June 1, 1999. • Parents are Tim and Darla Burnham. • Has one sister, Kenzie. • Graduated from Kansas with a bachelor's degree in business finance. • Currently working towards his master of business administration degree at Nebraska.

**CAREER OVERALL STATISTICS (AT KANSAS)**

Year	AVG.	G-GS	AB	R	H	2B	3B	HR	RBI	TB	SLG%	BB	HBP	SO	GDP	OB%	SF	SH	SB-ATT	PO	A	E	FLD%
2019	.237	49-41	135	27	32	5	2	1	11	44	.326	17	4	39	-	.338	1	10	11-17	115	0	0	1.000
2020	.265	12-12	49	9	13	6	0	1	3	22	.449	2	3	12	-	.327	1	0	2-2	32	0	1	.970
2021	.286	23-22	70	21	20	6	1	0	11	28	.400	15	3	11	-	.432	0	1	8-9	38	0	0	1.000
2022	.263	27-25	80	11	21	3	0	0	5	24	.300	17	4	16	-	.416	0	2	4-7	74	0	2	.974
<b>TOTAL</b>	<b>.257</b>	<b>111-100</b>	<b>334</b>	<b>68</b>	<b>86</b>	<b>20</b>	<b>3</b>	<b>2</b>	<b>30</b>	<b>118</b>	<b>.353</b>	<b>51</b>	<b>14</b>	<b>78</b>	<b>-</b>	<b>.377</b>	<b>2</b>	<b>13</b>	<b>25-35</b>	<b>259</b>	<b>0</b>	<b>3</b>	<b>.989</b>



# N OUTFIELDER

## COLE EVANS 12

BATS  
**RIGHT**

THROWS  
**RIGHT**

HEIGHT  
**6-1**

WEIGHT  
**200**

CLASS  
**JUNIOR**

HOMETOWN  
**GRAND ISLAND, NEB.**


PREVIOUS SCHOOL  
**PARKLAND COLLEGE**

**BEFORE NEBRASKA** Evans arrived in Lincoln after playing two seasons at Parkland College and spending a shortened 2020 season at Creighton. • Hit .376 with 28 doubles, five triples, 19 home runs, 94 RBI and 95 runs in 90 games with the Cobras. • Two-time NJCAA Region 24 All-Region Team and MWAC All-Conference first team selection. • Slashed .388/.500/.600 with 57 hits, 48 runs and 40 RBI as a sophomore, while tallying 15 doubles, two triples and seven home runs. • Named to the NJCAA DII All-America Third Team in 2021. • Hit .365 with 13 doubles, three triples, 12 home runs, 54 RBI and 47 runs in first season at Parkland College. • Appeared in 12 games, making one start in a shortened season due to COVID-19 in 2020 at Creighton.

**PERSONAL** Born on Feb. 15, 2001. • Parents are Cody and Katie Evans. • Has four sisters, Sloane, Blythe, Finley and Addie and one brother, Cohen.

### CAREER OVERALL STATISTICS (AT CREIGHTON)

Year	AVG.	G-GS	AB	R	H	2B	3B	HR	RBI	TB	SLG%	BB	HBP	SO	GDP	OB%	SF	SH	SB-ATT	PO	A	E	FLD%
2020	.000	8-1	12	0	0	0	0	0	0	0	.000	0	1	7	0	.077	0	0	0-0	2	0	0	1.000
<b>TOTAL</b>	<b>.000</b>	<b>8-1</b>	<b>12</b>	<b>0</b>	<b>0</b>	<b>0</b>	<b>0</b>	<b>0</b>	<b>0</b>	<b>0</b>	<b>.000</b>	<b>0</b>	<b>1</b>	<b>7</b>	<b>0</b>	<b>.077</b>	<b>0</b>	<b>0</b>	<b>0-0</b>	<b>2</b>	<b>0</b>	<b>0</b>	<b>1.000</b>



# N INFIELDER

## BLAKE MOZLEY 28

BATS  
**LEFT**

THROWS  
**RIGHT**

HEIGHT  
**5-10**

WEIGHT  
**185**

CLASS  
**JUNIOR**

HOMETOWN  
**OZARK, MO.**


PREVIOUS SCHOOL  
**JOHNSON COUNTY CC**

**BEFORE NEBRASKA** Mozley comes to Nebraska after playing two seasons at Missouri State and two years at Johnson County CC. • Hit .366 at the plate in 95 games at Johnson County. • Totaled 32 doubles, a triple, 10 home runs, 73 RBI and 76 runs. • As a first-team all-conference and second-team all-region selection in 2022, he hit .396 with 30 doubles, a triple, 10 home runs, 65 RBI and 67 runs. • His 30 doubles set a single-season school record and rank fourth all-time in conference history. • Posted 24 multi-hit games and 19 multi-RBI games. • Ranked second on the team in runs, RBI, batting average, multi-hit and multi-RBI games. • Was third in home runs and stolen bases. • Batted .286 with a pair of doubles, eight RBI and nine runs in 2021. • Made four pinch-hit appearances at Missouri State in 2020, collecting a double and scoring against SIU Edwardsville.

**PERSONAL** Born on June 21, 2000. • Parents are Brandon and Ashley Mozley. • Has one brother, Andrew. • Father, Brandon, worked as a professional scout for the Toronto Bluejays and Chicago Cubs. • Majoring in communications.

### CAREER OVERALL STATISTICS (AT MISSOURI STATE)

Year	AVG.	G-GS	AB	R	H	2B	3B	HR	RBI	TB	SLG%	BB	HBP	SO	GDP	OB%	SF	SH	SB-ATT	PO	A	E	FLD%
2020	.250	4-0	4	1	1	1	0	0	0	2	.500	0	0	1	0	.250	0	0	0-0	0	0	0	.000
2021	.286	33-19	77	9	22	2	0	0	8	24	.312	11	0	25	1	.375	0	1	0-0	13	39	2	.963
<b>TOTAL</b>	<b>.284</b>	<b>37-19</b>	<b>81</b>	<b>10</b>	<b>23</b>	<b>3</b>	<b>0</b>	<b>0</b>	<b>8</b>	<b>26</b>	<b>.321</b>	<b>11</b>	<b>0</b>	<b>26</b>	<b>1</b>	<b>.370</b>	<b>0</b>	<b>1</b>	<b>0-0</b>	<b>13</b>	<b>39</b>	<b>2</b>	<b>.963</b>



# N RIGHT-HANDED PITCHER

## BRETT SEARS 34

BATS  
**RIGHT**

THROWS  
**RIGHT**

HEIGHT  
**6-1**

WEIGHT  
**200**

CLASS  
**JUNIOR**

HOMETOWN  
**WESTPHALIA, IOWA**

PREVIOUS SCHOOL  
**IOWA CENTRAL CC**

**[ HONORS & AWARDS ]**

» NJCAA Division 2 Third Team All-American (2022 at Iowa Central CC)

**BEFORE NEBRASKA** Sears joins the Huskers after playing two seasons at Western Illinois and one year at Iowa Central CC. • Earned NJCAA Division 2 Third Team All-American recognition at Iowa Central in 2022. • Tallied an 11-3 record with six complete-games in 14 starts. • Recorded a 3.06 ERA with 114 strikeouts in 85.1 innings of work. • Had seven outings of at least eight strikeouts, including a season-high 18 strikeouts in seven innings at Moraine Valley CC. Appeared in 11 games at WIU, making 10 starts. • Posted a 2-5 record and a 6.84 ERA with one complete-game. • Totaled 31 strikeouts in 50 innings. • Had three outings of at least six innings with the Leathernecks.

**PERSONAL** Born on June 1, 1999. • Parents are Tim and Darla Burnham. • Has one sister, Kenzie. • Graduated from Kansas with a bachelor's degree in business finance. • Currently working towards his master of business administration degree at Nebraska.

**CAREER OVERALL STATISTICS (AT WESTERN ILLINOIS)**

Year	ERA	W-L	APP	GS	CG	SH	SV	IP	H	R	ER	BB	SO	2B	3B	HR	BF	BAVG	WP	HBP	BK	SFA	SHA
2020	12.27	0-1	3	2	0	0	0	7.1	13	10	10	6	6	3	0	1	45	.406	1	6	0	0	1
2021	5.91	2-4	8	8	1	1	0	42.2	52	32	28	22	25	17	0	2	202	.301	2	3	1	2	2
<b>TOTAL</b>	<b>6.84</b>	<b>2-5</b>	<b>11</b>	<b>10</b>	<b>1</b>	<b>1</b>	<b>0</b>	<b>50.0</b>	<b>65</b>	<b>42</b>	<b>38</b>	<b>28</b>	<b>31</b>	<b>20</b>	<b>0</b>	<b>3</b>	<b>247</b>	<b>.317</b>	<b>3</b>	<b>9</b>	<b>1</b>	<b>2</b>	<b>3</b>



# N RIGHT-HANDED PITCHER

## MICHAEL GARZA 52

BATS  
**RIGHT**

THROWS  
**RIGHT**

HEIGHT  
**6-4**

WEIGHT  
**205**

CLASS  
**GRAD. STUDENT**

HOMETOWN  
**CORPUS CHRISTI, TEXAS**

PREVIOUS SCHOOL  
**INCARNATE WORD**

**BEFORE NEBRASKA** Garza arrives at Nebraska after playing four seasons at Incarnate Word. • Made 50 appearances, including 27 starts on the mound. • Totaled a 9-12 record and six saves with a 5.60 ERA and 179 strikeouts in 172 innings. • Tabbed All-Conference Third Team as a senior after leading the Southland Conference with 81 strikeouts. • Went 5-5 in 13 starts with a 5.79 ERA as a Friday night starter in 2022. • Totaled 81 strikeouts in 73 innings while pitching three games of at least seven innings. • Had a 3-4 mark with six saves in 19 appearances in junior campaign. • Made 10 pitching appearances in 2019, compiling an 0-1 record with a 6.16 ERA and 16 strikeouts in 19 innings as a freshman.

**PERSONAL** Born on Feb. 23, 2000. • Parents are Micky and Melissa Garza. • Has one sister, Mikayla, and two brothers, Matthew and Myles. • Majoring in business.

**CAREER OVERALL STATISTICS (AT INCARNATE WORD)**

Year	ERA	W-L	APP	GS	CG	SH	SV	IP	H	R	ER	BB	SO	2B	3B	HR	BF	BAVG	WP	HBP	BK	SFA	SHA
2019	6.16	0-1	10	4	0	0	0	19.0	25	16	13	8	16	6	1	4	95	.305	3	4	0	1	0
2020	4.34	1-2	8	3	0	0	0	18.2	18	11	9	4	23	2	2	1	80	.257	4	3	1	0	3
2021	5.58	3-4	19	8	1	0	6	61.1	75	47	38	19	59	13	0	7	279	.302	3	5	2	4	2
2022	5.79	5-5	13	13	0	0	0	73.0	83	53	47	26	81	14	3	8	325	.286	2	4	1	3	2
<b>TOTAL</b>	<b>5.60</b>	<b>9-12</b>	<b>50</b>	<b>28</b>	<b>1</b>	<b>0</b>	<b>6</b>	<b>172.0</b>	<b>201</b>	<b>127</b>	<b>107</b>	<b>57</b>	<b>179</b>	<b>35</b>	<b>6</b>	<b>20</b>	<b>779</b>	<b>.291</b>	<b>12</b>	<b>16</b>	<b>4</b>	<b>8</b>	<b>7</b>



# N RIGHT-HANDED PITCHER

## JACE KAMINSKA 55

BATS  
**RIGHT**

THROWS  
**RIGHT**

HEIGHT  
**6-2**

WEIGHT  
**235**

CLASS  
**JUNIOR**

HOMETOWN  
**CANEY, KAN.**

PREVIOUS SCHOOL  
**WICHITA STATE**

### [ HONORS & AWARDS ]


- » D1Baseball First-Team Freshman All-American (2021 at Wichita State)
- » Perfect Game First-Team Freshman All-American (2021 at Wichita State)
- » NCBWA Second-Team Freshman All-American (2021 at Wichita State)
- » CBN Freshman All-American (2021 at Wichita State)
- » American Athletic Conference Newcomer Pitcher of the Year (2021 at Wichita State)
- » First-Team All-AAC (2021 at Wichita State)

**BEFORE NEBRASKA** Kaminska joins the Huskers after playing two seasons at Wichita State. • Tabbed a First-Team Freshman All-American by D1Baseball and Perfect Game in 2021. • Named a NCBWA Second-Team Freshman All-American and CBN Freshman All-American. • Was the American Athletic Conference Newcomer Pitcher of the Year and a first-team all-conference honoree in 2021. • Made 12 appearances and 10 starts, going 8-1 with two complete-games and 2.32 ERA. • Allowed just 16 earned runs on 51 hits with 51 strikeouts and 19 walks in 62 innings. • Pitched in 15 games, making 12 starts as a sophomore in 2022. • Went 3-9 with a 5.49 ERA in 78.2 innings. • Struck out 86 and walked 29 hitters. • Was a four-year letterwinner at Caney Valley High School. • Tabbed 2019 and 2020 Kansas Gatorade Player of the Year. • First-team all-state honoree and Class 3A Pitcher of the Year as a sophomore and junior. • In his career, compiled a 0.51 ERA with a 14-1 record while allowing just 20 hits in 96 innings with 229 strikeouts.

**PERSONAL** Born on Dec. 9, 2001. • Parents are Mike and Carrie Kaminska. • Has one sister, Kamryn, and one brother, Nate. • His mother and father played softball and baseball collegiately at Northwest Missouri State, respectively.

### CAREER OVERALL STATISTICS (AT WICHITA STATE)

Year	ERA	W-L	APP	GS	CG	SH	SV	IP	H	R	ER	BB	SO	2B	3B	HR	BF	BAVG	WP	HBP	BK	SFA	SHA
2021	2.32	8-1	12	10	2	0	0	62.0	51	18	16	19	51	7	0	7	264	.225	4	11	0	1	4
2022	5.49	3-9	15	12	0	0	0	78.2	80	52	48	29	86	17	1	7	345	.268	5	8	0	5	4
<b>TOTAL</b>	<b>4.09</b>	<b>11-10</b>	<b>27</b>	<b>22</b>	<b>2</b>	<b>0</b>	<b>0</b>	<b>140.2</b>	<b>131</b>	<b>70</b>	<b>64</b>	<b>48</b>	<b>137</b>	<b>24</b>	<b>1</b>	<b>14</b>	<b>609</b>	<b>.249</b>	<b>9</b>	<b>19</b>	<b>0</b>	<b>6</b>	<b>8</b>



# N UTILITY

## CHARLIE FISCHER 99

BATS  
**LEFT**

THROWS  
**RIGHT**

HEIGHT  
**6-2**

WEIGHT  
**210**

CLASS  
**GRAD. STUDENT**

HOMETOWN  
**EDINA, MINN.**

PREVIOUS SCHOOL  
**SOUTHERN MISS**

### [ HONORS & AWARDS ]

- » Conference USA First Team (2021 at Southern Miss)
- » ABCA/Rawlings All-South Region First Team (2021 at Southern Miss)
- » Conference USA Commissioner's Honor Roll (2019, 2021 at Southern Miss)

**BEFORE NEBRASKA** Fischer joins the Huskers after playing four seasons at Southern Miss. • Appeared in 101 games, making 83 starts for the Golden Eagles. • Totaled a .280 batting average with 20 doubles, two triples, nine home runs, 56 RBI and 44 runs in four seasons. • Had eight hits, three doubles, a triple, four RBI and five runs in 2022. • Voted C-USA first team at designated hitter and garnered a spot on the ABCA/Rawlings All-South region first team in 2021. • As a junior, batted .304 with seven home runs and 37 RBI. • Added a team-high 46 walks to rank first on team with a .467 on-base percentage and collected 13 multi-hit games. • Led the team in hitting with a .322 batting average, five doubles, a triple, two home runs and 14 RBI in a shortened 2020 season.

**PERSONAL** Born on Dec. 1, 1999. • Parents are Mike and Laurie Fischer. • Majoring in business administration.

### CAREER OVERALL STATISTICS (AT SOUTHERN MISS)

Year	AVG.	G-GS	AB	R	H	2B	3B	HR	RBI	TB	SLG%	BB	HBP	SO	GDP	OB%	SF	SH	SB-ATT	PO	A	E	FLD%
2019	.182	9-1	11	0	2	1	0	0	1	3	.273	1	0	5	0	.250	0	0	0-0	0	0	0	.000
2020	.322	16-16	59	10	19	5	1	2	14	32	.542	7	2	12	0	.400	2	0	0-0	0	0	0	.000
2021	.304	55-53	171	29	52	11	0	7	37	94	.491	46	8	53	9	.467	2	0	0-0	0	0	0	.000
2022	.167	21-13	48	5	8	3	1	0	4	13	.271	6	4	20	1	.310	0	0	0-0	7	0	0	1.000
<b>TOTAL</b>	<b>.280</b>	<b>101-83</b>	<b>289</b>	<b>44</b>	<b>81</b>	<b>20</b>	<b>2</b>	<b>9</b>	<b>56</b>	<b>142</b>	<b>.457</b>	<b>60</b>	<b>14</b>	<b>90</b>	<b>10</b>	<b>.422</b>	<b>4</b>	<b>0</b>	<b>0-0</b>	<b>7</b>	<b>0</b>	<b>0</b>	<b>1.000</b>



CATCHER  
**BEN COLUMBUS 10**

BATS **LEFT**  
THROWS **RIGHT**  
HEIGHT **6-0**  
WEIGHT **205**

HOMETOWN **NORTH VANCOUVER, B.C.**  
HIGH SCHOOL **SENTINEL SECONDARY SCHOOL**  
PREVIOUS SCHOOL **WHARTON COUNTY JC**

**BEFORE NEBRASKA** Columbus joins the Huskers after a pair of productive seasons at Wharton County Junior College. • In two seasons, he totaled a .328 batting average with 28 doubles, three triples, 17 home runs, 95 RBI and 98 runs. • Earned second-team all-conference recognition as a freshman and was named first-team all-conference and defensive player of the year as a sophomore. • Hit .365 at the plate with 20 doubles, two triples, nine home runs, 57 RBI and 65 runs in his second season. • Garnered 20 multi-hit games, including five three-hit games and a pair of two-home performances while tallying a .480 on-base percentage and .619 slugging percentage in 2022. • As a freshman, he hit eight doubles, a triple, eight home runs, 38 RBI and 32 runs while hitting .293 in 2021.

**PERSONAL** Born on Dec. 11, 2001. • Parents are David and Alison Columbus. • Has one brother, Cole. • Majoring in business administration.



INFIELDER  
**MIKEY PAULEY 13**

BATS **RIGHT**  
THROWS **RIGHT**  
HEIGHT **6-4**  
WEIGHT **215**

HOMETOWN **OVERLAND PARK, KAN.**  
HIGH SCHOOL **BLUE VALLEY NORTHWEST**

**BEFORE NEBRASKA** Pauley is on both the football and baseball rosters at Nebraska after being a three-sport standout at Blue Valley Northwest High School. • Four-year letterwinner in football and three-year letterwinner in basketball and baseball. • Hit .320 with eight home runs as a junior. • Member of the Huskies program that won a regional championship in 2018. • Ranked the No. 1 catcher in Kansas by Perfect Game. • Also part of Northwest's 6A state championship basketball team in 2018, a regional title in 2019 and a sectional title in 2020. • On the gridiron, Pauley was an all-state quarterback, completing 57 percent of his passes while throwing for 5,173 yards and 54 touchdowns in his career, according to MaxPreps. • Rushed for 2,326 yards and 38 touchdowns for the Huskies. • Accumulated nearly 7,500 yards of total offense in his high school career with 88 total touchdowns. • Was a three-star football recruit ranked among the top 15 prospects in the state of Kansas.

**PERSONAL** Born on Oct. 27, 2003. • Parents are Dale and Sabrina Pauley. • Has one sister, Lauren, and one brother, Jack. • Majoring in marketing.




OUTFIELDER  
**DANIEL YOUNG 11**

BATS **LEFT**  
THROWS **LEFT**  
HEIGHT **6-1**  
WEIGHT **210**

HOMETOWN **NORTH VANCOUVER, B.C.**  
HIGH SCHOOL **SENTINEL SECONDARY SCHOOL**  
PREVIOUS SCHOOL **WHARTON COUNTY JC**

**BEFORE NEBRASKA** Young joins Nebraska after two seasons at Tyler Junior College. • Totaled 14 doubles, a triples, 14 home runs, 72 RBI and 55 runs in 95 games. • Hit .279 in his freshman season with five doubles, a triple, two homers and 16 RBI. • Had a .272 batting average with a .414 on-base percentage and .516 slugging percentage in 2022. • Totaled nine doubles, 12 home runs and 56 RBI as a sophomore in 2022. • Prior to Tyler JC, he redshirted one season at Abilene Christian. • Helped Madisonville High School to back-to-back district titles and a conference title as a utility player for the Mustangs.

**PERSONAL** Born on August 1, 2000. • Parents are Derald and Leslie Young. • Has one brother, Donovan. • Majoring in human development and family sciences.



INFIELDER  
**DYLAN CAREY 15**

BATS **RIGHT**  
THROWS **RIGHT**  
HEIGHT **6-2**  
WEIGHT **205**

HOMETOWN **CASTLE ROCK, COLO.**  
HIGH SCHOOL **PONDEROSA**

**BEFORE NEBRASKA** Lettered two years under coach Bob Maloney at Ponderosa High School. • Ranked the top recruit in Colorado by Prep Baseball Report. • Named Class 4A Player of the Year and a Rawlings First-Team High School All-American after hitting .527 with 49 hits and 53 RBI as a senior. • The two-time first-team all-state and first-team all-conference selection hit .517 with five homers, 21 RBI and 16 runs scored in league play as a junior. • Helped the Mustangs to the Class 4A state championship and a conference title in junior season. • Earned a spot on the Perfect Game National Elite Championship All-Tournament Team in 2021. • Tabbed a Preseason Underclass All-American, he earned Perfect Game World Series All-Tournament honors three years in a row (2018-20), WWBA All-Tournament Team recognition twice (2018-19) and was part of the Freshman World Championship All-Tournament Team in 2018.

**PERSONAL** Born on July 26, 2003. • Parents are Brian and Jennifer Carey. • Has one sister, Brooke. • Cousin, Scott Fries, was a member of the Nebraska baseball program in 1999 and 2000. • Grandfather, Dave Carey, was drafted by the Montreal Expos in the fourth round of the 1971 MLB Draft. • Great uncle, Dan Carey, was drafted by the New York Mets in the second round of the 1967 MLB Draft. • Majoring in business.




OUTFIELDER  
**HAYDEN LEWIS 17**

BATS **LEFT**  
THROWS **LEFT**  
HEIGHT **6-1**  
WEIGHT **210**

HOMETOWN **YUTAN, NEB.**  
HIGH SCHOOL **YUTAN**

**BEFORE NEBRASKA** Lettered three years for the Platte Valley high school program. • Earned all-state and second-team Super State recognition after hitting .468 with four home runs and 20 stolen bases as a senior. • In his junior season, batted .500 with 31 RBI and six homers on the way to first-team Super State and first-team all-conference honors. • Earned all-conference and honorable mention all-state recognition after hitting .411 with two home runs in freshman campaign. • Ended high school career with eight school records. • Also played with the East Cobb Astros and was named to the Perfect Game Southeast Classic All-Tournament Team. Capped his prep career holding eight school records.

**PERSONAL** Born on May 18, 2003. • Parents are Peyton and Amy Lewis. • Has two brothers, Tyson and Jaxon, and one sister, Jade. • Father, Peyton, played baseball at Creighton and was an 18th-round draft pick of the Toronto Blue Jays in 1999. • Majoring in business administration.




LEFT-HANDED PITCHER  
**CALEB CLARK 24**

BATS **RIGHT**  
THROWS **RIGHT**  
HEIGHT **6-2**  
WEIGHT **200**

HOMETOWN **ORILLIA, ONTARIO**  
HIGH SCHOOL **ORILLIA SECONDARY SCHOOL**

**BEFORE NEBRASKA** Ranked one of the top five Canadian prospects according to Perfect Game, Clark was a two-year member of the Canadian Junior National Team. • Lettered two seasons under coach Dylan Young at Orillia Secondary School. • Played in the Great Lake Canadians program that was coached by former Husker standout Adam Stern. • Named a three-time pitcher of the year. • Tabbed a CPBL all-star in 17U and 18U. • Helped his teams win five straight CPBL championships. • Was a four-year member of the honor roll and won the Orillia Ys Men's Award as a senior.

**PERSONAL** Born on Sept. 20, 2003. • Parents are Dave and Elodie Clark. • Has one sister, Abigail. • Father, Dave, played football and basketball at Queens University. • Majoring in sports media and communications.




INFIELDER  
**BRYCE HUGHES 23**

BATS **RIGHT**  
THROWS **RIGHT**  
HEIGHT **5-9**  
WEIGHT **180**

HOMETOWN **CHANNELVIEW, TEXAS**  
HIGH SCHOOL **CHANNELVIEW**  
PREVIOUS SCHOOL **ALVIN CC**

**BEFORE NEBRASKA** Hughes comes to Nebraska after playing three seasons at Alvin Community College. • Totaled a .324 batting average with 114 hits, 18 doubles, two triples, three home runs, 39 RBI and 67 runs in 102 games. • Earned all-conference and all-region recognition in 2022. • Played in 39 games in 2022, hitting .376 with 13 doubles, a triple, two homers, 19 RBI and 37 runs. • Compiled four doubles, a triple, one home run, 15 RBI and 23 runs in second season at Alvin CC. • Appeared in 20 games in 2020, tallying 15 hits, a double, five RBI and seven runs.

**PERSONAL** Born on Jan. 22, 2001. • Parents are Justin and Laurie Hughes. • Has one sister, Lexie, and one brother, Gavin. • Majoring in human development and family sciences.



LEFT-HANDED PITCHER  
**MATT DREHER 26**

BATS **LEFT**  
THROWS **LEFT**  
HEIGHT **6-0**  
WEIGHT **185**

HOMETOWN **BLAIR, NEB.**  
HIGH SCHOOL **BLAIR**  
PREVIOUS SCHOOL **NORTHEAST CC**

**BEFORE NEBRASKA** Dreher arrives at Nebraska after playing three seasons at Northeast CC. • Garnered a 3-1 record with eight saves in three seasons. • Totaled a 5.95 ERA and 92 strikeouts in 56 innings. • Set a school record with 43 all-time appearances on the mound with the Hawks. • Tallied a 1-1 record with two saves and an 8.83 ERA in 19 appearances in final season at Northeast CC. • Appeared in 18 games in 2021, going 2-0 with five saves, a 5.40 ERA and 42 strikeouts in 28.1 innings. • Recorded a 2.61 ERA and 18 strikeouts in 10.1 innings in shortened 2020 season.

**PERSONAL** Born on March 8, 2001. • Parents are Mike and Susan Dreher. • Has one sister, Mallory. • Majoring in human development and family science.



RIGHT-HANDED PITCHER  
**BRANDON LUNDQUIST 36**

BATS **RIGHT**  
THROWS **RIGHT**  
HEIGHT **6-1**  
WEIGHT **185**

HOMETOWN **ELKHORN, NEB.**  
HIGH SCHOOL **MILLARD NORTH**

**BEFORE NEBRASKA** Lettered for three seasons at Millard North High School under coach Dave Cork. • Batted .253 with 24 runs scored and 16 more driven in as a junior. • Lettered one year in football and started at quarterback as a sophomore. • Also played for the Nebraska Prospects program for coach Rollie Kenny. • Boasted an ERA under 1.00 for the Prospects.




LEFT-HANDED PITCHER  
**JALEN WORTHLEY 42**

BATS **LEFT**  
THROWS **LEFT**  
HEIGHT **5-11**  
WEIGHT **175**

HOMETOWN **LINCOLN, NEB.**  
HIGH SCHOOL **LINCOLN EAST**

**BEFORE NEBRASKA** Ranked the No. 82 left-handed pitcher in the class according to Perfect Game. • Played at Lincoln East High School. • Was a second-team super state selection as a junior and first-team super state honoree as a senior. • Tabbed Prep Baseball Report's Player of the Year in Nebraska as a senior. • Posted an 8-0 record with a 0.84 ERA and 68 strikeouts in 44 innings in his senior campaign.

**PERSONAL** Born on April 2, 2004. • Parents are Chris and Ronnette Worthley. • Has one sister, Jacey, and two brothers, Jeter and Jarrett. • Majoring in business administration.



LEFT-HANDED PITCHER  
**JC GUTIERREZ 41**

BATS **LEFT**  
THROWS **LEFT**  
HEIGHT **5-11**  
WEIGHT **185**

HOMETOWN **LA JOYA, TEXAS**  
HIGH SCHOOL **LA JOYA**

**BEFORE NEBRASKA** Ranked the No. 115 left-handed pitching prospect according to Perfect Game. • Played four seasons at La Joya High School. • Garnered a career record of 21-6 with a 2.20 ERA and 348 strikeouts in 203.1 innings in four seasons. • Set school record with 348 career strikeouts. • Went 5-1 with a 2.30 ERA in 82.1 innings as a senior. • Led the state of Texas in strikeouts in 2022 with 153. • Tallied a 9-0 record with a 1.40 ERA and 94 strikeouts in 55 innings in junior campaign. • Totaled 22 strikeouts as a sophomore in 14 innings after recording 79 strikeouts in freshman season.

**PERSONAL** Born on April 3, 2004. • Parents are Juan and Priscilla Gutierrez. • Majoring in criminal justice.



RIGHT-HANDED PITCHER  
**AUSTIN BERGGREN 43**

BATS **RIGHT**  
THROWS **RIGHT**  
HEIGHT **6-2**  
WEIGHT **220**

HOMETOWN **OLATHE, KAN.**  
HIGH SCHOOL **OLATHE EAST**

**BEFORE NEBRASKA** Lettered for two years at Olathe East High School. • Was a Class 6A Sunflower League Honorable Mention selection as a junior. • Posted a 1.96 ERA and 47 strikeouts in 42.2 innings of work in his junior campaign. • Also lettered four years in football, earning all-state honorable mention recognition.

**PERSONAL** Born on September 17, 2003. • Parents are Kyle and Michele Berggren. • Has two sisters, Amanda and Cassidi. • Majoring in nutrition, exercise and health sciences.





CATCHER  
**ZACH  
JOHNSON 46**

BATS **RIGHT**  
THROWS **RIGHT**  
HEIGHT **6-3**  
WEIGHT **210**

HOMETOWN **OMAHA, NEB.**  
HIGH SCHOOL **MILLARD NORTH**

**BEFORE NEBRASKA** Johnson joins the Huskers after two productive seasons at Southeast CC. • Totaled 15 doubles, a triple, 30 homers, 105 RBI and 68 runs with a .446 batting average in two seasons with the Storm. • Earned NJCAA first-team All-American and Region 9 Player of the Year recognition in 2022. • Led all of junior college with a .474 batting average. • Ranked among the national leaders in three other offensive categories, finishing second with a .912 slugging percentage, seventh with 21 home runs and ninth with 80 RBI. • Hit .371 with three doubles, a triple, nine homers, 25 RBI and 27 runs in first season at Southeast CC.

**PERSONAL** Born on May 18, 2002. • Parents are Brad and Jennifer Johnson. • Has one sister, Katherine, and one brother, Aiden. • Majoring in plant biology.



RIGHT-HANDED PITCHER  
**WILL  
RIZZO 49**

BATS **RIGHT**  
THROWS **RIGHT**  
HEIGHT **6-1**  
WEIGHT **220**

HOMETOWN **THE WOODLANDS, TEXAS**  
HIGH SCHOOL **ST. THOMAS**  
PREVIOUS SCHOOL **TEXAS A&M**

**BEFORE NEBRASKA** Rizzo joins the Huskers after playing one season at Texas A&M. • Prior to his time with the Aggies, he was a four-year letterwinner at St. Thomas High School in Houston. • Registered a 7-1 record with a 1.63 ERA and 86 strikeouts in 59 innings as a senior in 2021. • Helped squad reach state playoff semifinals in 2021. • Named TAPPS All-State First Team, TAPPS DI Postseason All-Tournament, All-TAPPS District 1-4 First Team, THSB TAPPS DI Top 25 and St. Thomas High School Pitcher of the Year as a senior. • Played summer ball for the Banditos Scout Team and Team Elite. • Was a two-time Perfect Game Preseason All-American, a Perfect Game All-Tournament team member and was a 2019 Perfect Game Underclass All-American.

**PERSONAL** Born on Dec. 17, 2002. • Parents are Dan and Kristine Rizzo. • Has one sister, Danielle, and one brother, Nicholas. • Majoring in business administration.



RIGHT-HANDED PITCHER  
**SAM  
NOVOTNY 48**

BATS **RIGHT**  
THROWS **RIGHT**  
HEIGHT **6-2**  
WEIGHT **195**

HOMETOWN **OMAHA, NEB.**  
HIGH SCHOOL **MILLARD WEST**

**BEFORE NEBRASKA** Ranked the No. 6 right-handed pitcher in the state of Nebraska according to Perfect Game. • Was a three-year letterwinner at Millard West High School. • Helped the Wildcats to state runner-up finish as a junior and captured the state championship in senior season. • Totaled an 11-2 record with a 2.42 ERA and 94 strikeouts in two seasons at the varsity level. • Had a 5-0 record with a 2.97 ERA in seven appearances as a senior. • Recorded 39 strikeouts in 30.2 innings. • Tallied a 6-2 mark in nine appearances in junior season. • Struck out 55 hitters in 47.1 innings in 2021. • Also played for the Midsouth Prospects, where he was named to five all-tournament teams and was a Preseason Underclass All-American.

**PERSONAL** Born on Nov. 16, 2003. • Parents are Trevor and Peggy Novotny. • Has one sister, Revonna, and five brothers, Jacob, Caleb, Gunnar, Tucker and Gideon. • Majoring in business administration.



RIGHT-HANDED PITCHER  
**TREY  
FRAHM 54**

BATS **RIGHT**  
THROWS **RIGHT**  
HEIGHT **6-0**  
WEIGHT **230**

HOMETOWN **ELKHORN, NEB.**  
HIGH SCHOOL **ELKHORN**  
PREVIOUS SCHOOL **COLLEGE OF SOUTHERN NEVADA**

**BEFORE NEBRASKA** Frahm joins the Huskers after two seasons at College of Southern Nevada. • Hit .354 with 13 doubles, 12 homers, 52 runs scored and 42 RBI in 2021. • Helped team to Region 18 championship and made a Western District Tournament appearance. • Previously played three years under coach Kyle McCright at Elkhorn High School. • Member of two district championship teams and three state tournament appearances. • As a junior, earned first-team all-state recognition and was an all-conference honoree. • Also played in the Elkhorn Post 211 Legion program and for the Nebraska Prospects.

**PERSONAL** Born on Sept. 3, 2001. • Parents are Rusty Frahm, Theresa Speicher and Amy Frahm. • Has three sisters, Cece, Hayven and Alexa. • Majoring in early human development and family sciences.



# N HEAD COACH WILL BOLT 7

HOMETOWN **CONROE, TEXAS**  
HIGH SCHOOL **CONROE**  
ALMA MATER **NEBRASKA, 2003**

DATE ANNOUNCED AS HEAD COACH **JUNE 14, 2019**

One of the catalysts in Nebraska baseball's rise to national prominence in his playing days, Will Bolt returned to his alma mater as former athletic director Bill Moos named Bolt the 24th head coach of the Husker baseball program on June 14, 2019. He enters his third season at the helm in 2022.

Bolt captained the Huskers' first two College World Series teams in 2001 and 2002, and has 12 years of NCAA Division I coaching experience, having served in assistant coaching roles at Texas A&M and Nebraska. Bolt also spent four years as the head coach at Texarkana College.

### NEBRASKA (2020-Present)

The 2021 Big Ten Coach of the Year, Bolt guided Nebraska to its second Big Ten regular-season championship in 2021. The Huskers compiled a 34-14 record, including a 31-12 record in Big Ten play, with NU capturing the league crown by 3.5 games. Nebraska also advanced to its first regional final since 2007 while posting a 3-2 record in the NCAA Fayetteville Regional.

In addition to Bolt's coaching accolade, NU counted the Big Ten Player of the Year in Spencer Schwellenbach, the Big Ten Freshman of the Year in Max Anderson and four first-team All-Big Ten honorees -- its most since joining the league. Schwellenbach was also tabbed the John Olerud Two-Way Player of the Year and a first-team All-American, and Anderson picked up Freshman All-America recognition.

Three NU hurlers were selected in the 2021 MLB Draft, with Schwellenbach in the second round (59th overall) by the Atlanta Braves, Cade Povich going in the third round (98th overall) by the Minnesota Twins and Cam Wynne picked in the 20th round by the Philadelphia Phillies.

Bolt and his coaching staff have done impressive work in recruiting since their arrival in Lincoln. The Huskers' 15-member 2021 recruiting class, which included a trio of top-200 prospects, was ranked 20th by Perfect Game, 21st by Baseball America and 36th by Collegiate Baseball.

Nebraska's 2020 season -- Bolt's first at the helm -- was cut short due to the COVID-19 pandemic.

### ASSISTANT COACHING CAREER

**TEXAS A&M:** Bolt spent five seasons as an assistant coach at Texas A&M under former NU assistant Rob Childress. In that span, the Aggies went 219-98-1 (.690) with five straight NCAA Regional appearances, three Regional titles, an SEC Tournament title in 2016 and an appearance in the 2017 College World Series.

Bolt's primary functions on the Aggie staff included coordinating the offensive game, mentoring the infielders and serving as third base coach. The Aggies finished in the top-25 nationally in batting average twice under his tutelage, and finished in the top five of the SEC in hitting or runs scored in four of his five seasons with the Aggies. He tutored 12 hitters who were selected in the MLB Draft during his tenure in College Station, including six players selected in the top-10 rounds, and seven players who earned first- or second-team All-SEC honors.

In 2019, the Aggie offense was led by Braden Shewmake, who was the No. 21 overall selection in the Major League Baseball Draft by the Atlanta Braves. Shewmake hit .313 with six homers, 47 RBIs and 45 runs scored en route to becoming the school's first MLB first-round pick since 2012. The Aggies won 39 games and reached the championship game of the Morgantown Regional.

In 2018, the Aggies went 40-22 and reached an NCAA Regional behind

### PLAYING CAREER

1999-02 Nebraska

### COACHING CAREER

2005	Nebraska	Volunteer Assistant
2006-07	Texas A&M	Volunteer Assistant
2008-11	Texarkana College	Head Coach
2012-14	Nebraska	Associate Head Coach
2015-19	Texas A&M	Assistant Coach
2020-Present	Nebraska	Head Coach

### YEAR-BY-YEAR COACHING RECORD

Year	School	Overall	Pct.	Big Ten	Pct.
2020	Nebraska	7-8	.467	0-0	.000
2021	Nebraska	34-14	.708	31-12	.721
2022	Nebraska	23-30	.434	10-14	.417
<b>Total</b>	<b>3 Seasons</b>	<b>64-52</b>	<b>.552</b>	<b>41-26</b>	<b>.611</b>

### HONORS

#### Nebraska

2021 Big Ten Coach of the Year

### NCAA TOURNAMENT

#### Nebraska

- » 2005 College World Series
- » 2014 NCAA Regional
- » 2021 NCAA Regional

#### Texas A&M

- » 2007 NCAA Super Regional
- » 2015 NCAA Super Regional
- » 2016 NCAA Super Regional
- » 2017 College World Series
- » 2018 NCAA Regional
- » 2019 NCAA Regional

### CONFERENCE CHAMPIONSHIPS

#### Nebraska

- » 2005 Big 12 Regular Season Champions
- » 2005 Big 12 Tournament Champions
- » 2021 Big Ten Regular Season Champions

#### Texas A&M

- » 2007 Big 12 Tournament Champions
- » 2016 SEC Tournament Champions

the emergence of Michael Helman, who finished 15th in the nation in hits (92), and logged a .369 batting average, .451 on-base percentage and 61 runs to rank in the top 50 nationally.

The Aggies made a run to the College World Series in 2017, finishing the season with a 41-23 mark behind the rise of Shewmake, who earned All-America honors and was named National Freshman of the Year and SEC Freshman of the Year after hitting .328 with 11 homers and 69 RBIs.

Bolt guided a prolific Texas A&M offense to 49 runs and an SEC Tournament title in 2016, as the Aggies led the SEC in batting average, runs scored, hits, home runs, on-base percentage and slugging percentage while ranking in the top-25 nationally in seven categories, including hits (712, second), runs (471, ninth), batting average (.311, 15th), doubles (129, 20th), home runs (62, 22nd), slugging percentage (.467, 22nd) and scoring offense (7.2 runs per game, 23rd). The Aggies were led by All-American Boomer White, who hit .386 with five homers, 46 RBI and 49 runs scored while striking out just 16 times in 259 plate appearances en route to SEC Player-of-the-Year honors.

Bolt made an immediate impact for the Texas A&M offense in his first season, as the Aggies ranked second in the SEC in hitting (.299) and third in runs scored (6.6) during his first season in College Station. The Aggies opened the season with an SEC-record 24-game win streak on their way to a 50-win season and a Super Regional appearance. That year, the Aggies ranked among the national leaders in home runs (third, 70), hits (655, seventh), runs (424, 15th) and slugging percentage (.457, 15th).

**NEBRASKA:** Bolt was associate head coach for the Huskers from 2012 to 2014, serving under Darin Erstad. Bolt tutored four players to first-team All-Big Ten honors, including two-time selections Chad Christensen, Michael Pritchard and Pat Kelly.

Nebraska was one of the top offenses in the Big Ten during his final year in Lincoln in 2014, ranking 19th nationally in hits (623), 30th in triples (19) and 31st in batting average (.293) as Nebraska won 41 games and reached the NCAA Tournament for the first time since 2008. Nebraska's defense was also one of the best units in the country. With new starters at first base, third base, shortstop, left field and center field, the Huskers ranked 21st in the country with a .976 fielding percentage.

Under Bolt's watch in 2013, Nebraska's defense turned in its best performance in school history. The Huskers ranked second in the nation



with a .981 fielding percentage, setting school and Big Ten records. The Husker offense improved under Bolt's tutelage in 2013, ranking in the top three in the Big Ten in eight offensive categories. In conference play, the Huskers led the conference in batting average (.335), on-base percentage (.401), runs (180), hits (307) and RBIs (159).

In Bolt's first season at Nebraska in 2012, he helped raise the team batting average by 45 points, as the Huskers ranked eighth nationally with a .315 clip as a squad. NU was eighth nationally in scoring offense, leading the Big Ten with 7.1 runs per game, while also topping the conference in homers (47), on-base percentage (.384) and runs scored (413). Pritchard, a third-team All-American, was one of six Husker hitters to earn all-conference recognition.

#### TEXARKANA COLLEGE (2008-11)

Before joining Erstad's staff, Bolt served four years as head coach at Texarkana College from 2008 to 2011. He led the Bulldogs to a pair of Region XIV championships during his four-year stint. Bolt guided the Bulldogs to back-to-back Region XIV championships (2009 and 2010) during a stretch of four straight Regional Tournament appearances and four 30-plus win seasons. Bolt, who was 140-82 (.631) at Texarkana, helped over 20 players sign with Division I schools.

**TEXAS A&M:** Bolt headed back to his home state in 2006 and spent two seasons as a volunteer assistant coach at Texas A&M. In 2007, he was on staff when the Aggies advanced to the Super Regionals, while producing a 49-18 overall record and claiming the program's first Big 12 Tournament title. In College Station, Bolt specialized in infield work and helped tutor All-Americans Brandon Hicks and Blake Stouffer, who were each drafted in the first five rounds of the MLB Draft.

**NEBRASKA:** Bolt began his collegiate coaching career as a volunteer assistant at Nebraska in 2005, working with the Husker infielders and hitters. Behind National Player of the Year Alex Gordon, the Huskers compiled a school-record 57 wins and swept the Big 12 regular-season and Tournament championships. Nebraska finished the season with a then-school record .975 fielding percentage and included an infield that featured Gordon, first-team All-Big 12 performer Curtis Ledbetter and Joe Simokaitis, a second-team All-Big 12 pick.

#### PLAYING CAREER (NEBRASKA)

A member of Dave Van Horn's first recruiting class, Bolt was a four-year starter and team captain on Nebraska's 2001 and 2002 College World Series teams. The infielder played an instrumental role in helping Nebraska to four NCAA Regionals, three Super Regionals and back-to-back College World Series appearances.

Bolt was the Minneapolis Regional MVP as a sophomore, hitting .545 in three games to lead the Big Red to its first-ever NCAA Regional title. The following year, Bolt made one of the most memorable plays in school history, catching the final out of the 2001 Super Regional against Rice to send the Big Red to its first-ever College World Series.

Bolt finished his career holding six school records, including games played (251), games started (242), at-bats (922), hits (281), doubles (56) and assists (639). Bolt remains in the school's top five in several categories, including doubles (first, 56), games played (second, 251), assists (second, 639), hits (third, 281) and runs scored (fifth, 197).

Following his playing career, he began his coaching career as a graduate manager at Nebraska in 2004 before serving as head coach for the Parkville Sluggers (M.I.N.K. League) the following summer.

#### PERSONAL

A native of Conroe, Texas, Bolt and his wife, Lauren, were married in July 2005. They have two sons, Jaxon and Austin, and one daughter, Bella. Bolt graduated from Nebraska in 2003 with a degree in communication studies before earning his master's degree in 2006. Lauren graduated from Nebraska in 2005 with a degree in journalism.



# ASSISTANT COACH LANCE HARVELL 22

HOMETOWN **COLLEGE STATION, TEXAS**

ALMA MATER **TEXAS A&M, 2006**

DATE ANNOUNCED AS ASSISTANT COACH **JUNE 19, 2019**

Lance Harvell enters his third year as assistant coach and recruiting coordinator at Nebraska in 2022, having joined the staff in June 2019. Harvell coaches hitters and outfielders, while also serving as the Huskers' third-base coach.

The Huskers hit a Big Ten-best .279 in 2021, bolstered by three players in the league's top 25 for batting average: Jaxon Hallmark (.342), Max Anderson (.332) and Luke Roskam (.307). Hallmark, an outfielder, picked up first-team All-Big Ten honors. Nebraska went on to finish 34-14, captured the Big Ten regular-season championship and appeared in an NCAA Regional Final.

Harvell has spearheaded the Huskers' recruiting efforts, and their 15-member 2021 recruiting class, which included a trio of top-200 prospects, was ranked 20th by Perfect Game, 21st by Baseball America and 36th by Collegiate Baseball.

Harvell's first season in Lincoln was cut short after 15 games in 2020 due to the COVID-19 pandemic. NU's offense was hitting .281 and had 17 home runs, while averaging 6.8 runs per game.

## BEFORE NEBRASKA

**SAM HOUSTON:** Prior to coming to Lincoln, Harvell spent five seasons at Sam Houston as the team's assistant coach and recruiting coordinator under Matt Deggs. During that span, the Bearkats captured four Southland Conference regular-season titles and qualified for the NCAA Tournament in 2016 and 2017. In 2016, Harvell established himself as the top recruiting coordinator in the Southland Conference by D1Baseball.com.

In 2019, Sam Houston went 31-25 and won the Southland Conference with a 20-10 mark in league play. Hayden Wesneski, Jordan Cannon, Nick Mikolajchak and Hunter Hearn were each selected in the 2019 MLB Draft after the season. In addition, Colton Cowser was named Southland Hitter of the Year and was a standout on Team USA.

In 2018, the Bearkats boasted a 39-20 mark overall, which included a 24-6 record in conference play, as they won the regular-season league crown.

Sam Houston enjoyed a Division I program-record 44-win season in 2017 to advance to its first-ever NCAA Super Regional. The 2017 squad finished nationally ranked in all six polls, checking in at No. 14 (Collegiate Baseball), No. 16 (NCBWA), No. 18 (D1 Baseball), No. 19 (USA Today Coaches), No. 20 (Baseball America) and No. 22 (Perfect Game).

The Bearkats stormed through the Southland Conference Tournament with four consecutive wins to capture the crown and earn the automatic berth to the NCAA Tournament. In the Lubbock Regional, the team knocked off No. 5 Texas Tech twice and won both of its games against 16th-ranked Arizona to earn a spot in the Tallahassee Super Regional.

Heath Donica earned All-America honors and Southland Pitcher of the Year in 2017, while Wesneski took home Freshman All-America accolades and Southland Freshman-of-the-Year recognition. Sam Houston finished the 2017 regular season as one of two teams nationally ranked in the top-25 for both ERA (3.58) and batting average.

In 2016, the Bearkats swept the Southland regular-season and Tournament titles to earn a spot in the NCAA Tournament. Sam Houston State, which welcomed 19 freshmen and 29 newcomers, went 42-22 overall and posted a 24-6 mark in conference play.

In 2015, Sam Houston won 31 games and made it to the championship game of the Southland Tournament.

**LOUISIANA:** Harvell spent two years as the volunteer assistant at Louisiana in 2013 and 2014. Harvell helped guide the Ragin' Cajuns to national

## PLAYING CAREER

2003-04	Richland Community College
2005-06	Texas A&M

## COACHING CAREER

2008-09	Texas A&M	Graduate Assistant
2010-12	Texarkana College	Assistant Coach
2013-14	Louisiana	Volunteer Assistant
2015-19	Sam Houston	Assistant Coach
2020-Present	Nebraska	Assistant Coach

prominence and the best offense in the country two straight years. The 2014 team finished the season with a 58-10 record, the third-best record in NCAA history, and the best record and most wins in school and Sun Belt Conference history.

At the end of the regular season the Cajuns were the consensus No. 1 team by every poll, earned the No. 6 national seed, had a school-record seven players taken in the MLB draft and led the country with three first-team All-Americans. The Cajuns offense finished ranked in the top three nationally in 26 of the 29 offensive categories.

Along the way to winning the Sun Belt regular-season and tournament championships, several Cajun players earned postseason recognition, including first-team All-American Jace Conrad, who also earned Sun Belt Conference Player-of-the-Year honors before being selected in the 13th round of the MLB Draft by the Tampa Bay Rays. Blake Trahan and Caleb Adams (who also played for Harvell at Texarkana) also garnered first-team All-America accolades.

**TEXARKANA COLLEGE:** Harvell spent three years at Texarkana College, including two under Bolt, as an assistant coach and recruiting coordinator from 2010 to 2012. In his time at Texarkana, the Bulldogs produced some of the best offenses in their conference and region in terms of production, leading the conference in batting in 2011 and 2012. Under his tutelage, Texarkana never finished lower than second in team batting and more than 25 position players moved on to play Division I baseball.

In 2011 and 2012, Texarkana led the conference in batting average, hits, runs scored, stolen bases, doubles, and triples, hitting .310 and .314 respectively. In 2010, the Bulldogs won the conference championship and finished in the top four of every major offensive category.

**TEXAS A&M:** Harvell spent the 2008 and 2009 seasons as a graduate assistant coach at Texas A&M. During the 2009 season, he was the team's strength and conditioning coach. In 2008, he served as the pitching assistant, helping the Aggies to a Big 12 regular-season crown, an NCAA Regional title and an NCAA Super Regional berth.

## PLAYING CAREER (RICHLAND CC, TEXAS A&M)

During his playing days, Harvell was an all-conference and All-Region catcher at Richland Community College in Dallas. In 2003 and 2004, he led his team to back-to-back NJCAA national titles. Harvell walked on at Texas A&M in 2005 and 2006 as a catcher.

## PERSONAL

Harvell graduated from Texas A&M in 2006 with a bachelor's degree in sport management and earned his master's degree in the same field in 2009. He and his wife Courtney have two sons, Bodie and Dexter, and a daughter, Ellie.



# N ASSISTANT COACH JEFF CHRISTY 35

HOMETOWN **LINCOLN, NEB.**  
ALMA MATER **NEBRASKA, 2008**

DATE ANNOUNCED AS ASSISTANT COACH **JUNE 19, 2019**

Jeff Christy enters his third season as an assistant coach at Nebraska in 2022, having joined the staff in June 2019. Christy coaches the Husker pitchers and catchers.

Christy, who played a key role on Nebraska's 2005 College World Series team, has 11 years of collegiate coaching experience.

Three NU hurlers were selected in the 2021 MLB Draft, with Spencer Schwellenbach in the second round (59th overall) by the Atlanta Braves, Cade Povich going in the third round (98th overall) by the Minnesota Twins and Cam Wynne picked in the 20th round by the Philadelphia Phillies.

Christy helped guide Povich, a starting pitcher, and Schwellenbach, a reliever, as well as catcher Luke Roskam to first-team All-Big Ten honors in 2021. Nebraska went on to finish 34-14, captured the Big Ten regular-season championship and appeared in an NCAA Regional Final.

Christy's first season at Nebraska in 2020 only lasted 15 games due to the COVID-19 pandemic. Christy was reworking a pitching staff that had lost its three weekend starters from 2019. He oversaw the emergence of junior college transfer Povich, who recorded 26 strikeouts and just two walks over 21.1 innings of work.

## BEFORE NEBRASKA

**TEXAS A&M:** Prior to his return to Lincoln, Christy spent two seasons as a volunteer assistant coach at Texas A&M under former NU assistant Rob Childress. Christy mentored the Aggie catchers, while also serving as the first base coach. He also handled duties pertaining to on-campus recruiting and development of scouting reports..

In 2019, the Aggies won 39 games and made it to the championship final of the NCAA Morgantown Regional. Catcher Mikey Hoehner hit .292, tied for the second-best batting average on the team, and compiled 63 hits, 10 doubles and 30 RBIs. He threw out 13 of 34 attempted base stealers on the season.

In 2018, Texas A&M went 40-22 en route to a spot in the NCAA Austin Regional. The team batted .287 with a .423 slugging percentage and .364 on-base percentage. Aggie catchers Cole Bedford and Hunter Coleman combined for 19 doubles, 10 home runs and 62 RBIs on the season. Defensively, the duo committed just three errors while throwing out 13 of 52 attempted base stealers.

**CENTRAL OKLAHOMA:** Christy spent two years as an assistant coach at Central Oklahoma and helped the Bronchos to a 67-43-1 record during his time on John Martin's staff. In 2017, Central Oklahoma went 37-21-1 and advanced to the NCAA Division II Central Regional final after taking runner-up honors at the Mid-America Intercollegiate Athletics Association conference tournament. In 2016, the Bronchos went 30-22 overall and posted 21 wins in MIAA play, as Jon Kamies and Landon Eason earned All-America honors.

**NEBRASKA:** Christy returned to his alma mater in the summer of 2011 and served as a volunteer assistant coach on Darin Erstad's staff. Christy helped Nebraska's catchers develop into one of the best units in the Big Ten during his four-year stint on the Husker staff from 2012 to 2015.

The Huskers qualified for the NCAA Tournament in 2014, the team's first appearance since 2008. NU took runner-up honors in the Big Ten in 2013 and 2014, and qualified for the conference tournament during all four years when Christy was on staff. The Huskers made it to the championship game of the Big Ten Tournament in 2013 and 2014.

## PLAYING CAREER

2003-04	Barton County Community College
2005-06	Nebraska

## COACHING CAREER

2011	Wichita State	Volunteer Assistant
2012-15	Nebraska	Volunteer Assistant
2016-17	Central Oklahoma	Assistant Coach
2018-19	Texas A&M	Volunteer Assistant
2020-Present	Nebraska	Assistant Coach

In 2015, three-year starter Tanner Lubach earned second-team All-Big Ten honors as the team's catcher before being drafted in the ninth round by the Los Angeles Angels of Anaheim.

**WICHITA STATE:** Christy spent the 2011 season as a volunteer assistant at Wichita State under Gene Stephenson. The Shockers went 39-26 overall and made it to the championship game of the Missouri Valley Tournament. Chris O'Brien and Charlie Lowell were each tabbed All-Americans in 2011.

## PLAYING CAREER (BARTON COUNTY CC, NEBRASKA & MILB)

Christy was drafted by the Minnesota Twins in the sixth round of the 2006 MLB Draft, the highest selection for a Husker catcher since 1985. He reached Triple-A in 2008 and 2009, playing for the Rochester Red Wings. Christy spent the 2010 season with the Wichita Wingnuts of the American Association and was named an All-Star while hitting .289 with 40 runs, 82 hits, 12 doubles, one triple, one home run and 39 RBIs.

A two-year letterwinner for the Huskers, Christy caught a school-record 64 games as a junior in 2005 to help NU earn a spot in the College World Series and win a school-record 57 games. He hit .236 with 32 RBIs, while throwing out 45 percent of opposing runners, including 8-of-11 runners in the postseason.

An honorable-mention All-Big 12 pick in 2006, Christy hit .284 with eight homers and 32 RBI, while leading the Huskers to 42 wins and a No. 6 national seed.

Prior to his Husker career, Christy played at Barton County Community College and was a first-team All-Jayhawk League selection in 2004 and an honorable-mention pick in 2003.

## PERSONAL

Christy earned his bachelor's degree from Nebraska in December 2008. He and his wife, Michelle, were married in 2007 and have three children, Quinn, Griffin and Stella.



# N VOLUNTEER ASSISTANT COACH DANNY MARCUZZO 6

HOMETOWN **OMAHA, NEB.**

ALMA MATER **WESTERN ILLINOIS, 2012**

DATE ANNOUNCED AS VOLUNTEER ASSISTANT COACH **AUGUST 19, 2019**

Danny Marcuzzo is in his third season on the Nebraska baseball staff in 2022 as a volunteer assistant coach and camp coordinator. Marcuzzo coaches infielders, while also serving as the Huskers' first-base coach. During his coaching career, Marcuzzo has been instrumental in improving defenses, as he been part of three teams that have set school records for fielding percentage.

The 2021 Huskers won the Big Ten regular-season title by 3.5 games and qualified for the NCAA Tournament. In the postseason, the Huskers went 3-2 at the Fayetteville Regional, including a win over No. 1 overall seed, Arkansas. Nebraska's defense was a key part of its success in 2021, as the Huskers led the Big Ten and ranked 16th nationally with a .979 fielding percentage.

Marcuzzo aided in the development of Spencer Schwellenbach and infielder Max Anderson. Schwellenbach was named Big Ten Player of the Year, John Olerud Two-Way Player of the Year and was a second-round pick by the Atlanta Braves in the 2021 MLB Draft. Anderson was tabbed Big Ten Freshman of the Year after hitting .337 with a league-best tying 60 hits.

Marcuzzo's first season in Lincoln lasted just 15 games, as the season was canceled due to the COVID-19 pandemic. When the season was cut short, NU's defense was fielding at a .980 clip and the Huskers had won six of their last seven games.

Prior to his arrival in Lincoln, Marcuzzo spent one season as the assistant coach and recruiting coordinator at Coffeyville Community College under Head Coach Jake Martin. Coffeyville posted 29 wins in 2019, more than each of the previous four seasons and Coffeyville's defense set the school record with a .969 fielding percentage. It was his second stop in Coffeyville, as he spent his first two seasons of college coaching with the Red Ravens in 2014 and 2015. During the 2014 season, Coffeyville set the program record for overall wins (38) and conference wins (25)

Marcuzzo coached at Central Oklahoma for two years before going to Coffeyville. In 2018, the Bronchos went 37-21 and qualified for the NCAA Division II Regionals after winning the Mid-America Intercollegiate Athletics Association (MIAA) regular-season title. UCO's defense set the then-school record in 2017 with a .968 fielding percentage, before eclipsing it with a .975 fielding percentage in 2018.

Prior to his stint with Central Oklahoma, Marcuzzo spent two seasons at Butler Community College. Butler's defense set the school record for fielding percentage under Marcuzzo's tutelage with a .965 clip in 2015 before eclipsing it with a .968 fielding percentage in 2016.

Before making the jump to coaching, Marcuzzo played his final two years of collegiate baseball at Western Illinois. He started 83 of his 90 appearances for the Leathernecks in 2011 and 2012. He transferred to Western Illinois following two seasons at Coffeyville, where he held five offensive records, including the the career and single-season home runs records.

A native of Omaha, Neb., Marcuzzo graduated with a bachelor's degree from Western Illinois in 2012 before earning a master's degree from Central Oklahoma in 2017. He and his wife, Erin, were married in 2018 and they have one child, the late Charles Patrick.

## PLAYING CAREER

2009-10	Coffeyville Community College
2011-12	Western Illinois

## COACHING CAREER

2015-16	Butler Community College	Assistant Coach
2017-18	Central Oklahoma	Assistant Coach
2019	Coffeyville Community College	Assistant Coach
2020-Present	Nebraska	Volunteer Assistant Coach



DIRECTOR OF  
BASEBALL OPERATIONS  
**CURTIS  
LEDBETTER**

14TH SEASON  
NEBRASKA, 2005

Curtis Ledbetter returned to his role as the Nebraska baseball team's director of operations in July 2019 after spending last season as the Huskers' volunteer coach.

Ledbetter previously served as the team's director of operations for 10 years. In 2019, he was NU's first-base coach and hitting coach and helped the Huskers to an NCAA Tournament berth and a runner-up finish at the Big Ten Tournament.

Ledbetter, a former all-conference performer at Nebraska, joined the Husker staff in May of 2008 after a stint in professional baseball. An 18th-round draft pick of the Seattle Mariners in 2005, Ledbetter played professional baseball for three years, earning Frontier League all-star honors in 2007 – his final season in the professional ranks. In addition to his playing duties, he worked at the Nebraska Baseball Academy. Ledbetter currently serves as the academy director.

During his playing career, he was a three-year starter for the Huskers from 2003 to 2005, earning first-team All-Big 12 honors at two positions (designated hitter and first base), as he hit .320 with 34 homers and 166 RBIs in 180 career games.

As a senior, he earned Big 12 Tournament MVP honors, guiding the Huskers to a sweep of the conference regular-season and tournament titles. Ledbetter earned NCAA Tournament All-Regional honors in 2003 and 2005, as Nebraska won two Big 12 regular-season titles and won the first College World Series game in school history during his senior year.

In the classroom, Ledbetter was a three-time academic All-Big 12 selection, a Big 12 Commissioner's Honor Roll member and graduated from Nebraska in 2005 with a degree in journalism. He added a master's degree in education administration in December of 2012.

A native of Lawrence, Kan., Ledbetter played one season at Garden City Community College, earning honorable-mention All-Jayhawk League accolades. He hit .404 with 13 home runs and threw out 50 percent of would-be base stealers as the team's catcher.

Curtis and his wife, Steph, have two daughters, Laney and Taylor.



DIRECTOR OF  
PLAYER DEVELOPMENT  
**ROB  
CHILDRESS**

2ND SEASON  
NORTHWOOD, 1990

Rob Childress was named the Director of Player Development for the Husker baseball program in July of 2021.

A veteran of college baseball with 30 years of coaching experience, Childress is no stranger to Lincoln, as he served as an assistant coach at Nebraska from 1998 to 2002 and as associate head coach from 2003 to 2005. In his new role at NU, Childress will oversee the personal and athletic development of each individual Husker baseball student-athlete.

Childress returns to Haymarket Park after spending the last 16 seasons as the head coach at Texas A&M University. He led the Aggies to the NCAA Tournament a school-record 13 consecutive times (2007-19), including six regional titles and a pair of trips to the College World Series in 2011 and 2017. Childress, who posted a 622-336-3 at Texas A&M, won two regular-season titles and four conference tournament championships during his stint at Texas A&M.

Childress was integral in bringing Nebraska to the forefront of college baseball during his first stint on the Husker coaching staff. During his eight seasons on staff, Husker pitchers produced four of the top five single-season strikeout totals in school history, including a school-record 538 strikeouts in 2005, while issuing fewer than three walks per game in his final five seasons in Lincoln. The team went to the NCAA Tournament six times in a seven-year span, including three appearances at the College World Series. The Huskers won three regular-season Big 12 titles (2001-03-05) and four Big 12 Tournaments (1999-2000-01-05).

Childress graduated with a bachelor's degree in business administration from Northwood in 1990, and earned a master's degree of science from East Texas State (now TAMU-Commerce) in 1994. He and his wife Amanda have a daughter, Hannah, a son, Maxwell.

# 2022 OVERALL STATISTICS

## INDIVIDUAL HITTING

Player	AVG	G-GS	AB	R	H	2B	3B	HR	RBI	TB	SLG%	BB	HBP	SO	GDP	OB%	SF	SH	SB-ATT	PO	A	E	FLD
18 Anglim, Garrett	.303	49-45	178	28	54	11	4	4	28	85	.478	16	9	40	5	.387	1	0	6-9	67	1	1	.986
4 Anderson, Max	.299	53-53	224	47	67	12	3	10	45	115	.513	14	3	26	6	.349	0	0	6-7	113	85	8	.961
16 Everitt, Griffin	.291	53-53	203	38	59	12	1	8	41	97	.478	25	7	45	6	.384	2	0	2-6	329	30	6	.984
14 Matthews, Brice	.261	45-44	157	31	41	8	0	7	29	70	.446	25	6	56	1	.379	2	4	12-13	62	112	15	.921
13 Chick, Cam	.251	50-48	171	41	43	7	2	8	26	78	.456	37	16	67	1	.425	2	0	8-13	81	7	2	.978
10 Banjoff, Leighton	.233	47-38	133	18	31	4	0	2	17	41	.308	33	5	41	1	.401	1	1	4-5	68	3	1	.986
20 Jackson, Core	.210	44-36	124	18	26	6	2	1	21	39	.315	13	8	27	1	.322	1	6	6-8	44	91	8	.944
9 Cervantes, Efrý	.187	40-37	107	12	20	4	0	1	10	27	.252	13	11	20	0	.333	1	11	0-1	35	79	3	.974
-----																							
34 Gomes, Colby	.333	28-23	84	17	28	6	0	7	20	55	.655	4	6	28	1	.396	2	0	1-1	189	12	3	.985
47 Wimmers, Nick	.259	15-8	27	2	7	1	0	0	3	8	.296	2	4	9	1	.394	0	3	0-0	0	0	0	.000
1 Jessen, Luke	.257	26-19	74	11	19	1	1	0	5	22	.297	6	2	27	1	.329	0	1	1-3	12	0	0	1.000
21 Sartori, Luke	.192	41-20	73	19	14	1	0	1	9	18	.247	9	3	21	0	.306	0	2	5-5	50	1	0	1.000
5 Caron, Josh	.179	26-22	78	10	14	3	0	0	7	17	.218	11	5	19	3	.316	1	0	1-1	93	13	1	.991
11 Steil, Jack	.176	33-21	68	10	12	2	0	1	7	17	.250	10	1	25	0	.284	2	1	2-3	199	13	3	.986
44 Swansen, Gabe	.154	20-9	39	6	6	1	0	1	6	10	.256	5	1	9	2	.267	0	0	0-0	3	0	1	.750
17 Palmer, Tyler	.000	17-1	3	1	0	0	0	0	0	0	.000	1	0	2	0	.250	0	0	2-4	2	0	1	.667
30 Walsh, Will	.000	2-0	2	0	0	0	0	0	0	0	.000	0	0	2	0	.000	0	0	0-0	0	0	0	.000
26 Wessel, Drew	.000	1-0	1	1	0	0	0	0	0	0	.000	0	0	0	0	.000	0	0	0-0	2	0	1	.667
<b>Totals</b>	<b>.253</b>	<b>53</b>	<b>1746</b>	<b>310</b>	<b>441</b>	<b>79</b>	<b>13</b>	<b>51</b>	<b>274</b>	<b>699</b>	<b>.400</b>	<b>224</b>	<b>87</b>	<b>464</b>	<b>29</b>	<b>.363</b>	<b>15</b>	<b>29</b>	<b>56-79</b>	<b>1374</b>	<b>514</b>	<b>61</b>	<b>.969</b>
Opponents	.258	53	1777	299	459	97	10	53	277	735	.414	189	54	437	26	.344	21	17	37-52	1382	496	60	.969

LOB - Team (409), Opp (388).

DPs Turned - Team (34), Opp (36).

CI - Team (3), Everitt, G. 2, Wessel, D. 1.

IBB - Team (3), Everitt, G. 1, Anderson, M. 1, Chick, C. 1, Opp (9).

Picked off - Jackson, C. 2, Banjoff, L. 2, Anglim, G. 1, Matthews, B. 1, Everitt, G. 1.

## INDIVIDUAL PITCHING

Player	ERA	W-L	APP	GS	CG	SH/CBO	SV	IP	H	R	ER	BB	SO	2B	3B	HR	B/Avg	WP	HBP	BK	SFA	SHA	
36 Mason, Quinn	0.00	0-0	3	0	0	0/0	0	1.1	2	0	0	4	0	0	0	0	.400	1	0	0	0	0	0
27 Bunz, Jake	0.00	0-0	1	0	0	0/0	0	0.1	0	0	0	0	1	0	0	0	.000	0	0	0	0	0	0
43 Jelkin, Jaxon	2.31	1-1	6	1	0	0/0	0	11.2	8	3	3	7	9	1	0	0	.195	3	2	0	1	0	0
38 Olson, Emmett	2.86	3-3	19	8	1	0/1	1	66.0	61	36	21	16	65	13	1	6	.238	5	5	0	2	1	1
12 Bragg, Braxton	3.28	2-6	17	1	0	0/1	5	35.2	31	18	13	8	37	5	1	2	.235	2	2	0	5	2	2
28 Frank, Koty	3.81	5-0	14	7	0	0/2	0	59.0	54	30	25	19	70	14	1	7	.241	2	4	0	1	3	3
32 Hood, CJ	4.26	2-0	18	0	0	0/0	1	12.2	8	8	6	13	12	4	0	1	.200	5	2	0	3	0	0
41 Martin, Tyler	4.32	2-0	20	0	0	0/1	0	25.0	19	15	12	11	24	5	0	1	.192	2	5	0	0	0	0
8 Schanaman, Shay	4.44	2-8	15	13	2	1/0	0	77.0	75	48	38	29	76	14	2	12	.251	7	11	1	6	3	3
48 Bradford, Ethan	4.76	0-0	4	0	0	0/0	0	5.2	6	3	3	3	1	0	0	0	.300	1	0	0	0	0	0
33 Brockett, Jackson	5.23	0-1	12	5	0	0/0	0	31.0	28	19	18	15	29	5	2	3	.237	5	4	0	1	0	0
37 Benson, Chandler	5.25	0-0	15	0	0	0/0	0	12.0	17	7	7	4	10	3	0	2	.333	0	3	0	0	1	1
51 Ornelas, Mason	5.31	2-0	17	1	0	0/0	1	39.0	37	27	23	20	26	9	1	5	.257	6	3	0	2	3	3
49 McCarville, Dawson	6.47	4-5	12	11	0	0/0	0	48.2	61	37	35	18	40	12	1	6	.313	3	6	0	0	3	3
19 Perry, Kyle	6.75	0-2	5	4	0	0/0	0	14.2	16	11	11	10	17	4	0	2	.276	1	3	0	0	1	1
39 Hawkins, Corbin	6.97	0-2	13	0	0	0/0	0	10.1	15	14	8	2	11	2	1	2	.313	0	1	0	0	0	0
25 Christo, Drew	8.44	0-1	5	2	0	0/0	0	5.1	10	12	5	5	3	0	3	.370	1	2	0	0	0	0	
30 Walsh, Will	13.50	0-0	1	0	0	0/0	0	0.2	3	1	1	0	1	0	0	0	.600	1	0	0	0	0	0
34 Gomes, Colby	27.00	0-1	2	0	0	0/0	0	1.1	5	4	4	1	0	2	0	0	.556	0	1	0	0	0	0
40 Feekin, Caleb	81.00	0-0	2	0	0	0/0	0	0.2	3	6	6	4	1	0	0	1	.600	1	0	0	0	0	0
<b>Totals</b>	<b>4.70</b>	<b>23-30</b>	<b>53</b>	<b>53</b>	<b>3</b>	<b>3/2</b>	<b>8</b>	<b>458.0</b>	<b>459</b>	<b>299</b>	<b>239</b>	<b>189</b>	<b>437</b>	<b>97</b>	<b>10</b>	<b>53</b>	<b>.258</b>	<b>46</b>	<b>54</b>	<b>1</b>	<b>21</b>	<b>17</b>	<b>17</b>
Opponents	5.20	30-23	53	53	1	1/0	19	460.2	441	310	266	224	464	79	13	51	.253	46	87	5	15	29	29

PB - Team (6), Everitt, G. 4, Wessel, D. 1, Caron, J. 1, Opp (8).

Pickoffs - Team (2), Hood, C. 1, Everitt, G. 1, Opp (7).

SBA/ATT - Everitt, G. (30-36), Caron, J. (7-10), Ornelas, M. (6-8), McCarville, D. (4-7), Frank, K. (6-6), Bragg, B. (5-6), Benson, C. (3-4), Schanaman, S. (2-4), Martin, T. (3-3), Olson, E. (0-3), Jelkin, J. (2-3), Brockett, J. (3-3), Bradford, E. (1-2), Christo, D. (2-2), Hood, C. (0-1).



# 2022 RESULTS

DATE	OPPONENT	W/L	SCORE	R	H	E	R	H	E	WP	LP	SV	TOG	ATT.
2/18	at Sam Houston	L	8-5	5	9	1	8	9	2	Wesneski (1-0)	Olson (0-1)	Lusk (1)	3:07	423
2/19	at Sam Houston (DH)	L	5-1 (7)	1	5	2	5	8	1	Atkinson (1-0)	Schanaman (0-1)	--	1:52	--
2/19	at Sam Houston (DH)	W	12-9	12	13	2	9	10	2	Ornelas (1-0)	Rudis (0-1)	--	3:29	1,488
2/20	at Sam Houston	L	6-3	3	9	2	6	10	1	Beard (1-0)	Bragg (0-1)	Lusk (2)	2:35	1,255
2/25	vs. No. 17 TCU^	L	4-1	1	6	1	4	6	0	Krob (1-0)	Perry (0-1)	Ridlings (2)	2:54	4,912
2/26	vs. No. 17 TCU^	L	8-3	3	5	0	8	9	0	Cornelio (1-0)	Schanaman (0-2)	Bolden (1)	3:08	5,476
2/27	vs. No. 17 TCU^	L	5-3	3	10	0	5	9	1	Walker (2-0)	McCarville (0-1)	Ridlings (3)	2:31	4,683
3/4	vs. Northwestern St.	W	2-0	2	8	0	0	5	0	Frank (1-0)	Carver (0-2)	Olson (1)	2:15	200
3/4	at UT Arlington	L	4-3	3	10	0	4	11	1	Peters (1-0)	Gomes (0-1)	--	2:55	720
3/5	vs. Northwestern St.	W	6-0	6	8	1	0	3	2	Schanaman (1-2)	Harmon (1-1)	--	1:57	311
3/5	at UT Arlington	L	8-2	8	15	1	2	6	1	McCarville (1-1)	Moffat (0-3)	Bragg (1)	2:40	766
3/9	at K-State	L	6-4	4	6	3	6	8	0	Hassall (1-2)	Olson (0-2)	Rothermel (1)	2:26	1,176
3/13	at Omaha	L	4-3	3	3	1	4	6	2	Machado (2-1)	Perry (0-2)	--	2:35	3,009
3/14	Omaha	W	6-5	6	12	2	5	7	2	Bragg (1-1)	Howe (0-3)	--	2:44	1,466
3/15	New Mexico State	W	12-6	12	10	0	6	4	3	McCarville (2-1)	Blazek (1-2)	--	2:58	4,901
3/16	New Mexico State	W	6-5	6	5	2	5	9	2	Olson (1-2)	Rodriguez (0-2)	--	2:50	5,043
3/18	Texas A&M-CC	W	13-12	13	12	4	12	11	2	Ornelas (2-0)	Nelson (0-1)	--	3:58	4,407
3/19	Texas A&M-CC	L	4-1	4	7	1	1	1	2	Thomas (3-1)	Schanaman (1-3)	Garcia (2)	2:35	5,446
3/20	Texas A&M-CC	L	21-4	4	4	4	21	23	2	Perez (2-1)	McCarville (2-2)	--	3:11	5,627
3/25	Michigan*	W	13-9	13	9	0	9	16	1	Frank (2-0)	Rennard (2-1)	--	3:34	5,109
3/26	Michigan*	L	8-6	6	9	1	8	8	0	Allen (3-0)	Bragg (1-2)	--	2:52	6,561
3/27	Michigan*	L	6-1	1	6	0	6	9	0	Denner (3-2)	McCarville (2-3)	Rennard (2)	3:09	5,075
3/29	at Creighton	L	3-2	2	8	1	3	5	5	Vetock (1-0)	Jelkin (0-1)	Steier (3)	3:12	3,110
4/1	at Ohio State*	W	5-3	5	8	1	3	9	6	Schanaman (2-3)	Coupet (2-3)	Bragg (2)	2:38	1,370
4/2	at Ohio State*	W	10-5	10	11	1	5	7	0	Martin (1-0)	Haberthier (0-3)	--	2:39	1,118
4/3	at Ohio State*	W	17-5	17	16	0	5	11	1	Jelkin (1-1)	Loncar (1-3)	--	3:19	1,079
4/6	at Omaha	L	6-5	5	9	1	6	8	3	Machado (4-1)	Christo (0-1)	Kreiling (1)	3:20	1,585
4/8	Rutgers*	L	7-5	5	6	0	7	10	1	Kollar (6-0)	Schanaman (2-4)	--	2:40	5,053
4/9	Rutgers*	L	5-4	5	4	0	4	7	3	French (2-0)	Bragg (1-3)	Stanavich (7)	2:55	5,852
4/10	Rutgers*	L	19-1	19	19	0	1	2	1	Sinibaldi (2-0)	McCarville (2-4)	--	2:57	5,282
4/14	BYU	W	1-0	1	3	0	0	1	0	Martin (2-0)	Sterner (3-2)	Bragg (3)	2:09	4,382
4/15	BYU (DH)	L	3-2 (7)	2	2	3	3	2	1	Nielson (2-0)	Schanaman (2-5)	McLaughlin (6)	1:56	--
4/15	BYU (DH)	L	7-6	7	7	2	6	8	1	Smith (1-0)	Bragg (1-4)	Dahle (1)	2:41	5,219
4/16	BYU	L	4-3	3	8	2	4	8	0	McKeehan (1-0)	Hawkins (0-1)	McLaughlin (7)	2:38	5,005
4/20	North Dakota State	W	4-3	4	7	1	3	7	1	Hood (1-0)	Smith (0-2)	Bragg (4)	2:59	4,462
4/22	at Indiana*	L	8-7	7	9	2	8	12	1	Perkins (3-2)	Schanaman (2-6)	Tucker (4)	2:53	1,655
4/23	at Indiana*	L	8-1	1	5	2	8	13	0	Brehmer (4-2)	Olson (1-3)	Sharp (1)	2:52	1,751
4/24	at Indiana*	W	19-7	19	20	1	7	10	0	Frank (3-0)	Holderfield (2-3)	--	3:54	1,973
4/26	K-State	W	8-6	8	8	0	6	5	1	Hood (2-0)	Ruhl (2-2)	Bragg (5)	3:09	5,353
4/27	Omaha	W	14-3 (7)	14	10	0	3	6	2	McCarville (3-4)	Sellers (3-1)	--	2:31	4,867
4/29	Iowa*	L	1-0	0	2	0	1	7	0	Mazur (5-2)	Schanaman (2-7)	--	2:08	4,835
5/1	Iowa (DH)*	W	12-1 (7)	12	10	0	1	4	1	Olson (2-3)	Schultz (2-1)	--	2:06	--
5/1	Iowa (DH)*	L	5-3 (10)	3	7	1	5	9	1	Nedved (5-2)	Bragg (1-5)	Beutel (2)	3:01	5,741
5/6	at Minnesota*	W	12-5	12	14	1	5	10	1	Frank (4-0)	Ireland (4-5)	--	3:02	606
5/7	at Minnesota*	L	9-8 (12)	8	11	3	9	14	4	Culliver (1-1)	Bragg (1-6)	--	4:34	1,272
5/8	at Minnesota*	L	3-1	1	5	0	3	7	1	Maldonado (2-3)	McCarville (3-5)	Liffrig (1)	2:33	504
5/13	at Illinois*	L	8-3	3	6	1	8	14	1	Kirschsieper (7-2)	Schanaman (2-8)	--	2:46	3,089
5/14	at Illinois*	W	11-2	11	12	0	2	9	0	Olson (3-3)	Gowens (5-3)	--	2:52	789
5/15	at Illinois*	L	5-4	4	6	2	5	10	1	Green (2-2)	Hawkins 0-2)	--	2:52	802
5/17	Oral Roberts	W	9-5	9	14	1	5	10	0	McCarville (4-5)	Archambo (5-2)	Ornelas (1)	2:50	4,480
5/19	Michigan State*	L	4-1	1	8	1	4	10	0	Brockett (0-1)	Tomasic (4-4)	Bischoff (12)	2:31	4,993
5/20	Michigan State*	W	6-3	6	9	1	3	5	0	Frank (5-0)	Rush (3-3)	--	2:32	5,602
5/21	Michigan State*	W	10-9	10	15	1	9	12	0	Bragg (2-6)	Szczepaniak (4-3)	Hood (1)	3:14	5,900

^ - Played at Globe Life Field  
 \* - Big Ten Game

# 2022 GAMES SUMMARY

## INNING-BY-INNING SUMMARY

	1	2	3	4	5	6	7	8	9	Extra	Total
Nebraska	38	27	43	36	24	39	37	29	37	0	310
Opponents	34	38	45	26	26	29	37	26	35	3	299

## WIN-LOSS SUMMARY

Overall .....	23-30	Extra innings.....	0-2	After 6 leading.....	19-3	Opponent 1 home run .....	12-13
Conference .....	10-14	Shutouts .....	3-1	After 6 trailing.....	1-23	Opponent 2+ home runs.....	3-6
Non-Conference.....	13-16	Scoring 0-2 runs .....	2-11	After 6 tied .....	3-4	Made 0 errors.....	9-7
Home.....	13-13	Scoring 3-5 runs .....	2-15	After 7 leading.....	18-3	Made 1 error.....	10-11
Away.....	8-14	Scoring 6-9 runs .....	7-4	After 7 trailing.....	2-21	Made 2+ errors.....	4-12
Neutral.....	2-3	Scoring 10+ runs .....	12-0	After 7 tied .....	1-4	Opp. made 0 errors.....	8-11
Day .....	13-24	Opponent 0-2 runs.....	6-1	After 8 leading.....	19-2	Opp. made 1 error .....	7-12
Night .....	10-6	Opponent 3-5 runs.....	10-14	After 8 trailing.....	2-22	Opp. made 2+ errors .....	8-7
vs. Left .....	5-6	Opponent 6-9 runs.....	6-13	After 8 tied .....	0-4	Out-hit opponent .....	19-6
vs. Right.....	18-24	Opponent 10+ runs.....	1-2	Hit 0 home runs .....	5-18	Out-hit by opponent .....	3-20
1-Run games.....	6-12	Scored in first inning.....	13-5	Hit 1 home run .....	8-9	Hits are tied .....	1-4
2-Run games.....	3-6	Scored first .....	14-13	Hit 2+ home runs.....	10-3		
5+ Run games .....	10-6	Opponent scored first .....	9-17	Opponent 0 home runs.....	8-11		

## RECORD WHEN TEAM SCORES

Runs	0	1	2	3	4	5	6	7	8	9	10+
W-L	0-1	1-8	1-2	0-8	1-4	1-3	4-2	0-1	2-1	1-0	12-0

## RECORD WHEN OPPONENT SCORES

Runs	0	1	2	3	4	5	6	7	8	9	10+
W-L	3-0	1-1	2-0	4-3	0-6	6-5	2-4	1-2	0-6	3-1	1-2

## RECORD WHEN LEADING AFTER

Inn.	1	2	3	4	5	6	7	8
W-L	10-2	9-5	14-5	18-5	18-5	19-3	18-3	19-2

## RECORD WHEN TRAILING AFTER

Inn.	1	2	3	4	5	6	7	8
W-L	1-9	4-15	5-21	3-23	3-23	1-23	2-21	2-22

## RECORD WHEN TIED AFTER

Inn.	1	2	3	4	5	6	7	8
W-L	12-19	10-10	4-4	2-2	2-2	3-4	1-4	0-4

# 2022 MISCELLANEOUS STATS

## MULTIPLE HIT GAMES

Player	2	3	4	5+	Total
Anderson, Max	9	7	2	-	18
Everitt, Griffin	8	4	2	-	14
Anglim, Garrett	7	4	1	-	12
Chick, Cam	8	3	-	-	11
Matthews, Brice	8	2	-	-	10
Gomes, Colby	7	1	-	-	8
Banjoff, Leighton	7	1	-	-	8
Jessen, Luke	5	1	-	-	6
Jackson, Core	6	-	-	-	6
Sartori, Luke	4	-	-	-	4
Caron, Josh	3	-	-	-	3
Cervantes, Efrey	2	-	-	-	2
Wimmers, Nick	1	-	-	-	1
Steil, Jack	1	-	-	-	1
Swansen, Gabe	1	-	-	-	1
TEAM	77	23	5	0	105

## MULTIPLE RBI GAMES

Player	2	3	4	5+	Total
Anderson, Max	7	3	4	-	14
Everitt, Griffin	7	3	3	-	13
Matthews, Brice	6	2	1	-	9
Chick, Cam	5	-	1	-	6
Anglim, Garrett	2	1	-	2	5
Gomes, Colby	2	2	1	-	5
Banjoff, Leighton	2	2	-	-	4
Jackson, Core	1	1	-	-	2
Cervantes, Efrey	2	-	-	-	2
Caron, Josh	1	-	-	-	1
Sartori, Luke	-	-	1	-	1
Jessen, Luke	1	-	-	-	1
Wimmers, Nick	1	-	-	-	1
Swansen, Gabe	-	1	-	-	1
Steil, Jack	1	-	-	-	1
TEAM	38	15	11	2	66

## HITTING STREAKS

Player	Longest	Current
Anderson, Max	9	2
Matthews, Brice	8	3
Gomes, Colby	8	6
Anglim, Garrett	7	7
Everitt, Griffin	6	6
Banjoff, Leighton	6	1
Jackson, Core	5	-
Cervantes, Efrey	4	1
Jessen, Luke	4	2
Wimmers, Nick	4	-
Steil, Jack	4	-
Chick, Cam	4	-
Caron, Josh	3	-
Sartori, Luke	3	-
Swansen, Gabe	2	1

## REACHED BASE STREAKS

Player	Longest	Current
Matthews, Brice	22	3
Everitt, Griffin	18	8
Chick, Cam	13	4
Anglim, Garrett	10	7
Caron, Josh	10	2
Jackson, Core	9	9
Anderson, Max	9	2
Gomes, Colby	8	7
Banjoff, Leighton	8	5
Wimmers, Nick	7	-
Jessen, Luke	7	2
Cervantes, Efrey	6	1
Steil, Jack	5	-
Sartori, Luke	4	-
Swansen, Gabe	3	1
Palmer, Tyler	1	-

# ALL-TIME COACHING RECORDS

## ALL-TIME HEAD COACHING RECORDS

Coach	Years	Yrs.	Overall				Conference				NCAA		
			Wins	Losses	Ties	Pct.	Wins	Losses	Ties	Pct.	Wins	Losses	Pct.
John Sanders	1978-97	20	767	453	1	.629	239	221	0	.520	4	6	.400
Tony Sharpe	1947-77	31	399	389	4	.506	240	260	0	.480	1*	4*	.250
Mike Anderson	2003-11	9	337	196	2	.632	125	116	1	.519	12	10	.546
Darin Erstad	2012-19	8	267	193	1	.582	111	77	1	.590	2	8	.200
Dave Van Horn	1998-02	5	214	92	0	.699	83	50	0	.624	15	9	.625
Will Bolt	2020-Present	3	64	52	0	.552	41	26	0	.612	3	2	.600
W.W. Knight	1933-41	9	38	92	0	.292	24	61	0	.282	-	-	-
John Rhodes	1929-30	2	21	12	1	.630	17	10	0	.630	-	-	-
Paul Schissler	1919-21	3	20	14	0	.589	-	-	-	-	-	-	-
W.G. Kline	1924-25	2	18	15	0	.545	-	-	-	-	-	-	-
Geo P. Shidler	1902	1	17	8	0	.680	-	-	-	-	-	-	-
Billy Fox	1908-09	2	16	26	2	.386	-	-	-	-	-	-	-
Owen Frank	1922	1	12	4	0	.750	-	-	-	-	-	-	-
J.H. Bell	1904	1	10	3	0	.769	-	-	-	-	-	-	-
Frank Smagacz	1946	1	9	7	0	.563	9	5	0	.643	-	-	-
Mike Henderson	1901	1	9	11	0	.450	-	-	-	-	-	-	-
E.N. Robinson	1897	1	8	5	1	.607	-	-	-	-	-	-	-
F.B. Ryons	1898	1	6	4	0	.600	-	-	-	-	-	-	-
Ducky Holmes	1907	1	5	11	1	.324	-	-	-	-	-	-	-
S.S. Eager	1906	1	5	12	1	.306	-	-	-	-	-	-	-
Scotty Dye	1923	1/2	4	4	0	.500	-	-	-	-	-	-	-
C.D. Chandler	1889-91	3	4	5	0	.444	-	-	-	-	-	-	-
Charles Stroman	1892-93	2	3	2	1	.583	-	-	-	-	-	-	-
A.J. Lewandowski	1942	1	3	11	0	.214	3	6	0	.333	-	-	-
W.H. Browne	1931	1	2	10	0	.167	2	8	0	.200	-	-	-
Earl Carr	1923	1/2	2	8	0	.200	-	-	-	-	-	-	-

\* - NCAA District Playoffs that took place before NCAA Regional format began in 1954, but are not considered NCAA Tournament appearances according to the 2018 NCAA Record Book.

**Head Coach Info. not available (Five Years):** 1899, 1900, 1905, 1910, 1912

**No Team (18 Years):** 1894-96, 1903, 1911, 1913-18, 1926-28, 1932, 1943-45

# YEAR-BY-YEAR RECORDS

Year	Overall Record				Conference Record					NCAA			Year	Overall Record				Conference Record					NCAA		
	W	L	T	Pct.	W	L	T	Pct.	Place	W	L	Pct.		Year	W	L	T	Pct.	Place	W	L	Pct.			
1889	1	2	0	.333	-	-	-	-	-	-	-	-	1977	29	13	0	.690	5	7	0	.417	3rd (East)	-	-	-
1890	2	3	0	.400	-	-	-	-	-	-	-	-	1978	36	20	0	.643	7	7	0	.500	3rd (East)	-	-	-
1891	1	0	0	1.000	-	-	-	-	-	-	-	-	1979	49	15	0	.765	14	6	0	.700	2nd (East)	1	2	.333
1892	0	2	1	.167	-	-	-	-	-	-	-	-	1980	49	15	0	.765	16	4	0	.800	1st (East)	2	2	.500
1893	3	0	0	1.000	-	-	-	-	-	-	-	-	1981	42	22	0	.656	11	11	0	.500	4th	-	-	-
1897	8	5	1	.607	-	-	-	-	-	-	-	-	1982	44	13	0	.772	15	5	0	.750	2nd	-	-	-
1898	6	4	0	.600	-	-	-	-	-	-	-	-	1983	44	15	0	.745	8	10	0	.444	5th	-	-	-
1899	8	4	0	.667	-	-	-	-	-	-	-	-	1984	46	20	0	.697	15	6	0	.714	3rd	-	-	-
1900	8	12	0	.400	-	-	-	-	-	-	-	-	1985	45	24	0	.652	16	6	0	.727	3rd	1	2	.333
1901	9	11	0	.450	-	-	-	-	-	-	-	-	1986	35	25	0	.583	14	9	0	.609	3rd	-	-	-
1902	17	8	0	.680	-	-	-	-	-	-	-	-	1987	36	21	0	.631	12	8	0	.600	3rd	-	-	-
1904	10	3	0	.769	-	-	-	-	-	-	-	-	1988	48	23	0	.676	12	12	0	.500	4th	-	-	-
1905	5	16	1	.260	-	-	-	-	-	-	-	-	1989	27	31	0	.465	8	16	0	.333	7th	-	-	-
1906	5	12	1	.306	-	-	-	-	-	-	-	-	1990	42	26	0	.618	12	12	0	.500	3rd	-	-	-
1907	5	11	1	.323	-	-	-	-	-	-	-	-	1991	37	22	0	.627	10	14	0	.417	6th	-	-	-
1908	4	12	2	.277	-	-	-	-	-	-	-	-	1992	31	25	0	.554	11	13	0	.458	5th	-	-	-
1909	12	14	0	.461	-	-	-	-	-	-	-	-	1993	35	23	0	.603	16	12	0	.571	4th	-	-	-
1910	7	7	1	.500	-	-	-	-	-	-	-	-	1994	32	28	0	.533	14	16	0	.467	5th	-	-	-
1912	3	0	0	1.000	-	-	-	-	-	-	-	-	1995	35	23	0	.603	13	14	0	.481	4th	-	-	-
1919	5	3	0	.625	-	-	-	-	-	-	-	-	1996	27	27	1	.500	8	17	0	.320	7th	-	-	-
1920	7	6	0	.538	-	-	-	-	-	-	-	-	1997	27	35	0	.435	7	23	0	.233	10th	-	-	-
1921	8	5	0	.615	-	-	-	-	-	-	-	-	1998	24	20	0	.545	10	13	0	.435	7th	-	-	-
1922	12	4	0	.750	-	-	-	-	-	-	-	-	1999	42	18	0	.700	16	9	0	.640	5th (1st)	1	2	.333
1923	6	12	0	.333	-	-	-	-	-	-	-	-	2000	51	17	0	.750	21	9	0	.700	2nd (1st)	4	2	.667
1924	10	8	0	.555	-	-	-	-	-	-	-	-	2001	50	16	0	.758	20	8	0	.714	1st (1st)	5	2	.714
1925	8	7	0	.533	-	-	-	-	-	-	-	-	2002	47	21	0	.691	16	11	0	.593	2nd (2nd)	5	3	.625
1929	12	5	1	.694	10	5	0	.666	1st	-	-	-	2003	47	18	0	.723	20	7	0	.741	1st (3rd)	3	2	.600
1930	9	7	0	.563	7	5	0	.583	3rd	-	-	-	2004	36	23	0	.610	11	16	0	.407	8th (5th)	-	-	-
1931	2	10	0	.167	2	8	0	.200	6th	-	-	-	2005	57	15	0	.791	19	8	0	.704	1st (1st)	6	2	.750
1933	3	1	0	.750	-	-	-	-	-	-	-	-	2006	42	17	0	.712	17	10	0	.630	3rd (2nd)	0	2	.000
1934	5	9	0	.357	2	8	0	.200	-	-	-	-	2007	32	27	0	.524	14	13	0	.519	4th (5th)	2	2	.500
1935	4	12	0	.250	2	7	0	.222	5th	-	-	-	2008	41	16	1	.716	17	9	1	.648	3rd (5th)	1	2	.333
1936	3	11	0	.214	2	9	0	.181	5th	-	-	-	2009	25	28	1	.472	8	19	0	.296	10th	-	-	-
1937	5	12	0	.294	4	9	0	.308	4th	-	-	-	2010	27	27	0	.500	10	17	0	.370	9th	-	-	-
1938	7	8	0	.466	5	5	0	.500	4th	-	-	-	2011	30	25	0	.545	9	17	0	.346	9th	-	-	-
1939	5	13	0	.385	4	6	0	.400	3rd	-	-	-	2012	35	23	0	.603	14	10	0	.583	4th (5th)	-	-	-
1940	4	12	0	.250	3	9	0	.250	5th	-	-	-	2013	29	30	0	.492	15	9	0	.625	2nd (2nd)	-	-	-
1941	2	14	0	.125	2	8	0	.200	6th	-	-	-	2014	41	21	0	.661	18	6	0	.750	2nd (2nd)	1	2	.333
1942	3	11	0	.214	3	6	0	.333	5th	-	-	-	2015	34	23	0	.596	9	14	0	.391	8th (8th)	-	-	-
1946	9	7	0	.563	9	5	0	.643	2nd	-	-	-	2016	37	22	0	.627	16	8	0	.667	2nd (8th)	0	2	.000
1947	6	10	0	.375	6	7	0	.462	4th	-	-	-	2017	35	22	1	.612	16	7	1	.688	1st (5th)	0	2	.000
1948	17	7	0	.708	14	3	0	.824	1st	1*	2*	-	2018	24	28	0	.462	8	14	0	.364	10th	-	-	-
1949	9	13	0	.409	7	10	0	.412	7th	-	-	-	2019	32	24	0	.571	15	9	0	.625	T-3rd (2nd)	1	2	.333
1950	16	8	0	.667	11	3	0	.786	1st	0*	2*	-	2020%	7	8	0	.467	-	-	-	-	-	-	-	-
1951	10	5	0	.667	5	4	0	.556	3rd	-	-	-	2021	34	14	0	.708	31	12	0	.721	1st	3	2	.600
1952	13	7	0	.650	8	5	0	.615	2nd	-	-	-	2022	23	30	0	.434	10	14	0	.417	T-8th	-	-	-
1953	13	5	1	.711	10	3	0	.769	2nd	-	-	-	TOTAL	2,291	1,678	17	.577	894	840	2	.516		36	35	.507
1954	10	10	0	.500	4	8	0	.333	6th	-	-	-													
1955	15	5	0	.750	10	4	0	.714	3rd	-	-	-													
1956	12	8	0	.600	8	4	0	.667	2nd	-	-	-													
1957	12	10	0	.545	8	9	0	.471	5th	-	-	-													
1958	17	10	0	.630	12	9	0	.571	5th	-	-	-													
1959	15	8	0	.652	11	4	0	.733	2nd	-	-	-													
1960	10	13	0	.435	6	11	0	.353	7th	-	-	-													
1961	9	14	0	.391	7	11	0	.389	6th	-	-	-													
1962	15	11	0	.577	10	10	0	.500	4th	-	-	-													
1963	8	18	0	.308	5	15	0	.250	6th	-	-	-													
1964	9	18	0	.333	7	14	0	.333	6th	-	-	-													
1965	12	8	0	.600	12	6	0	.667	2nd	-	-	-													
1966	16	9	0	.640	12	8	0	.600	3rd	-	-	-													
1967	8	16	0	.333	7	11	0	.389	6th	-	-	-													
1968	10	15	1	.404	7	13	0	.350	7th	-	-	-													
1969	9	15	0	.375	4	12	0	.250	8th	-	-	-													
1970	15	11	0	.577	11	8	0	.579	3rd	-	-	-													
1971	10	20	0	.333	7	13	0	.350	7th	-	-	-													
1972	12	17	0	.414	8	11	0	.421	7th	-	-	-													
1973	15	14	1	.517	7	11	0	.389	6th	-	-	-													
1974	13	27	0	.388	4	16	0	.200	8th	-	-	-													
1975	13	20	0	.394	7	8	0	.467	5th	-	-	-													
1976	21	24	1	.467	0	2	0	.000	7th	-	-	-													

# YEAR-BY-YEAR TEAM STATISTICS

## BATTING STATISTICS

Year	G	AB	R	H	AVG.	2B	3B	HR	RBI	BB	SO	SB-SBA
1961	23	688	79	154	.224	26	3	2	67	78	78	21--
1962	26	783	116	212	.271	26	8	8	100	76	155	30--
1963	26	662	80	149	.225	14	6	12	71	75	120	23--
1964	Records not available											
1965	20	433	63	113	.261	13	1	6	53	73	106	11--
1966	24	740	117	174	.235	24	7	14	90	59	171	12--
1967	24	742	83	153	.206	19	9	10	66	95	189	11--
1968	26	791	89	182	.231	33	5	5	70	95	204	35--
1969	24	707	86	153	.216	23	5	12	68	89	149	22--
1970	26	816	103	195	.239	24	1	15	88	70	140	31--
1971	30	802	108	181	.226	30	8	12	79	77	120	8--
1972	29	837	106	206	.246	33	3	7	93	69	136	36--
1973	30	834	128	211	.253	32	2	13	109	126	189	21--
1974	40	153	162	296	.257	40	17	19	136	153	247	37--
1975	33	888	132	244	.275	48	10	9	115	121	150	16--
1976	46	1,209	175	300	.248	39	19	21	152	160	292	42--
1977	42	1,139	262	320	.281	54	13	28	215	204	178	47--
1978	56	1,573	384	465	.296	68	37	38	341	305	242	71--
1979	64	1,783	435	530	.297	89	30	36	375	340	271	102--
1980	64	1,899	484	587	.309	102	38	53	406	322	280	103--
1981	64	1,843	420	546	.296	104	34	57	357	274	301	159--
1982	57	1,748	452	561	.321	97	33	59	397	280	215	110-125
1983	59	1,707	451	527	.309	113	31	36	395	360	286	104-125
1984	66	1,900	446	528	.278	90	33	40	405	380	271	196-236
1985	69	2,239	676	758	.339	143	24	93	603	466	286	138-168
1986	60	1,988	461	602	.303	123	19	73	403	303	315	120-154
1987	57	1,895	488	600	.317	94	31	58	432	356	321	48-69
1988	71*	2,175	658	669	.308	133	28	81	575	565	443	137-175
1989	58	1,693	378	447	.264	77	22	38	333	404	395	120-147
1990	68**	2,175	493	659	.303	123	28	76	436	316	431	131-154
1991	59	1,852	404	560	.302	113	25	52	353	290	382	83-114
1992	56	1,726	375	542	.314	92	15	50	333	262	372	64-84
1993	58	1,997	443	630	.315	126	12	64	396	276	375	100-134
1994	60	2,004	351	537	.268	101	14	51	299	268	379	83-114
1995	58	2,132	545	689	.323	144	27	72	478	329	361	70-95
1996	55	1,978	488	634	.321	110	21	44	442	312	361	76-100
1997	62	2,199	491	677	.308	144	16	55	438	332	454	49-70
1998	44	1,487	298	437	.294	100	8	41	266	151	323	34-45
1999	60	2,178	599	737	.338	125	33	77	539	312	323	144-170
2000	68	2,342	560	762	.325	117	12	76	499	349	389	126-162
2001	66	2,356	607	787	.334	134	22	81	547	363	350	124-138
2002	68	2,403	543	756	.315	154	20	74	491	298	362	73-93
2003	65	2,229	484	677	.304	106	15	76	440	271	367	90-130
2004	59	1,977	389	555	.281	112	10	52	355	230	380	64-92
2005	72	2,448	487	739	.302	128	15	67	426	307	405	101-135
2006	59	2,044	376	634	.310	110	14	70	353	211	331	85-118
2007	59	1,984	339	571	.288	100	13	33	306	239	307	63-85
2008	58	1,976	370	545	.276	109	13	38	334	218	336	78-104
2009	54	1,879	351	529	.282	107	15	48	309	197	370	51-72
2010	54	1,877	374	565	.301	104	8	60	346	202	361	39-61
2011	55	1,841	299	497	.270	99	10	30	268	179	394	50-78
2012	58	2,057	413	647	.315	104	12	47	375	184	288	62-81
2013	59	2,075	325	604	.291	89	13	15	293	178	381	56-80
2014	62	2,126	363	623	.293	98	19	19	331	222	305	39-57
2015	57	1,931	274	532	.276	89	13	22	246	196	323	40-58
2016	59	2,037	325	572	.281	102	11	43	292	213	363	62-92
2017	58	2,013	336	565	.281	108	9	25	292	228	433	43-51
2018	52	1,781	337	488	.274	75	10	47	305	255	393	34-42
2019	56	1,896	325	485	.256	77	8	35	294	292	523	53-72
2020#	15	512	102	44	.281	22	2	17	96	65	110	9-17
2021	48	1,637	335	456	.279	75	9	59	296	223	429	65-80
2022	53	1,746	310	441	.253	79	13	51	274	224	464	56-79

\*Includes 10 games in Hawaii. \*\*Includes seven games in Hawaii. #Season canceled after 15 games due to COVID-19.

# YEAR-BY-YEAR TEAM STATISTICS

## PITCHING STATISTICS

Year	G	GS	CG	IP	H	R	ER	ERA	BB	SO	SHO	SV
1961	25	25	5	176.0	165	98	60	3.07	86	103	2	3
1962	26	26	8	205.0	177	123	78	3.42	98	146	3	3
1963	26	26	7	194.1	192	110	80	3.76	80	188	1	--
1964	Records not available											
1965	20	20	12	143.0	102	57	42	2.64	57	149	4	1
1966	24	24	13	181.1	129	80	55	2.73	98	201	5	--
1967	24	24	2	192.0	167	105	66	3.09	112	154	3	--
1968	26	26	11	207.0	189	111	76	3.30	83	145	1	--
1969	24	24	10	183.2	156	84	55	2.69	80	134	1	--
1970	26	26	7	207.1	193	95	72	3.13	86	124	1	--
1971	30	30	10	222.0	249	145	106	4.28	106	128	2	--
1972	29	29	9	208.0	210	114	80	3.46	103	127	2	--
1973	30	30	10	216.0	178	113	81	3.38	111	166	2	--
1974	40	40	21	302.0	296	162	122	3.64	153	247	7	--
1975	33	33	6	234.0	232	170	126	4.85	134	181	1	--
1976	46	46	15	312.1	294	178	137	3.95	164	255	4	--
1977	42	42	18	289.2	280	152	120	3.75	129	259	8	--
1978	56	56	23	389.0	351	233	169	3.91	240	285	5	7
1979	64	64	26	460.1	385	217	160	3.13	258	399	15	4
1980	64	64	31	466.2	405	232	172	3.32	230	402	13	--
1981	64	64	18	459.2	449	284	199	3.90	268	362	8	--
1982	57	57	15	438.2	405	232	180	3.69	214	318	8	5
1983	59	59	22	440.2	416	223	176	3.59	177	336	4	--
1984	66	66	15	509.2	402	211	174	3.07	269	412	13	8
1985	69	69	24	573.1	608	486	381	5.98	364	412	2	6
1986	60	60	13	489.2	479	352	271	4.98	382	408	4	7
1987	57	57	16	456.1	451	351	289	5.70	343	408	3	12
1988	71*	71*	6	548.2	546	384	323	5.30	350	436	4	5
1989	58	58	16	436.2	452	349	281	5.79	297	304	4	8
1990	68**	68**	10	549.2	559	361	282	4.62	337	418	9	8
1991	59	59	10	549.2	496	313	218	4.11	260	391	2	9
1992	56	56	13	447.0	480	327	251	5.05	265	392	3	9
1993	58	58	15	497.2	539	392	320	5.79	339	386	1	6
1994	60	60	4	519.0	558	364	312	5.41	322	388	2	12
1995	58	58	4	514.1	570	419	366	6.40	309	391	3	7
1996	55	55	6	479.2	573	431	368	6.90	266	345	2	1
1997	62	62	12	534.2	680	467	397	6.68	281	400	4	4
1998	44	44	5	372.1	416	272	236	5.70	160	270	2	7
1999	60	60	7	526.2	642	397	325	5.55	191	438	1	9
2000	68	68	13	598.1	537	259	209	3.14	167	484	9	8
2001	66	66	10	572.0	632	346	280	4.41	187	503	4	15
2002	69	69	9	600.2	572	296	244	3.66	185	478	5	11
2003	65	65	9	574.2	566	292	242	3.79	164	469	5	17
2004	59	59	3	524.0	537	255	219	3.76	165	389	6	12
2005	72	72	7	643.0	530	235	192	2.69	187	538	5	23
2006	59	59	4	526.0	480	230	199	3.40	187	388	5	17
2007	59	59	4	519.0	529	314	265	4.60	233	464	2	19
2008	58	58	7	521.0	498	287	242	4.18	192	491	4	17
2009	54	54	4	483.2	547	379	334	6.22	256	361	1	6
2010	54	54	3	468.1	509	307	268	5.15	226	358	4	7
2011	55	55	0	490.2	498	262	217	3.98	206	389	2	11
2012	58	58	0	517.0	591	300	253	4.40	199	328	2	13
2013	59	59	1	527.0	572	301	274	4.68	207	321	5	15
2014	62	62	4	553.1	549	270	215	3.50	198	356	1	17
2015	57	57	1	511.1	494	203	177	3.12	144	376	3	19
2016	59	59	1	527.2	500	260	228	3.89	233	382	8	16
2017	58	58	1	514.1	523	247	213	3.73	165	386	3	20
2018	52	52	0	455.0	524	333	288	5.70	188	338	1	16
2019	56	56	1	491.0	515	293	252	4.62	168	414	4	17
2020#	15	15	0	130.1	129	95	86	5.94	58	122	1	3
2021	48	48	1	424.2	372	200	180	3.81	165	440	6	12
2022	53	53	3	458.0	459	299	239	4.70	189	437	3	8

\*Includes 10 games in Hawaii. \*\*Includes seven games in Hawaii. #Season canceled after 15 games due to COVID-19.

# HAWKS FIELD AT HAYMARKET PARK HISTORY

## FACILITY TIMELINE

- **July 30, 1999** - NEBCO Inc., Lincoln Mayor Don Wesley and NU officials announce plans for a baseball/softball complex located near Sixth and Charleston streets.
- **Aug. 10, 1999** - Lincoln City Council approves the stadium project.
- **April 1, 2000** - The University of Nebraska Regents unanimously approve NU's funding portion for Hawks Field at Haymarket Park.
- **April 12, 2000** - Ground is broken on Hawks Field at Haymarket Park.
- **April 20, 2001** - Sod is laid down inside the park for the first time.
- **June 1, 2001** - The Lincoln Saltdogs defeat Sioux City, 7-6, in front of a crowd of 6,827 in the first game at Haymarket Park.
- **Aug. 10, 2001** - The Husker baseball program moves its offices to Haymarket Park.
- **Feb. 23, 2002** - The University of Nebraska Board of Regents approve the naming of the playing surface after Myrna Hawks, a long-time supporter of the NU baseball program.
- **March 5, 2002** - The NU baseball team makes its Hawks Field debut against Nebraska-Kearney, a 23-1 Husker victory.
- **April 28, 2002** - Hawks Field at Haymarket Park dedication ceremonies held before the start of Nebraska's doubleheader with Kansas.
- **May 26, 2002** - The pedestrian walkway from downtown Lincoln to Haymarket Park is completed, giving fans easy access from the historic Haymarket District in Downtown Lincoln.
- **Jan. 11, 2010** - Renovations completed on the Nebraska baseball clubhouse. Facility includes theater seating, updated wooden lockers and a marble entranceway, making the facility one of the best in the country.
- **October 2010** - Construction begins on the indoor practice facility.
- **October 2011** - Construction is completed on the indoor practice facility.
- **March 23, 2012** - Nebraska hosts Illinois for its first-ever Big Ten Conference game.
- **April 21, 2015** - Nebraska wins 10-4 over Kansas State for the program's 300th win at Hawks Field.



Since its opening in 2002, Hawks Field at Haymarket Park has been one of college baseball's best ballparks. Set on 32 acres one-half mile west of campus near downtown, the complex combines private and public entities, giving the University of Nebraska and the City of Lincoln a one-of-a-kind facility for the Huskers and the Lincoln Saltdogs of the American Association of Independent League Professional Baseball.

On July 30, 1999, the University of Nebraska, the City of Lincoln and NEBCO Inc., announced plans to construct two new stadiums, an 8,500-seat ballpark for the Husker baseball program and the Saltdogs – marking professional baseball's return to the Star City for the first time in 40 years – and a 2,500-seat softball stadium located next door.

Building a complex for the Huskers, as well as the Saltdogs, whose season runs from Memorial Day to Labor Day, required leadership and a forward-thinking vision from all three entities. The \$29.53 million cost was primarily divided between the city, NEBCO and the University with additional sources contributing for the rest of the project.

In March of 2000, Howard and Myrna Hawks guaranteed the University's commitment to the baseball/softball project, enabling Nebraska to move forward on the complex on schedule. An avid supporter of the Husker baseball program, Myrna Hawks never had the opportunity to see the finished product, as she passed away on Jan. 24, 2001. In her honor, the playing surface was named Hawks Field in February of 2002 and was formally dedicated on April 28, 2002, before a doubleheader against Kansas.

"She was a baseball fanatic," Howard Hawks said of his wife of 45 years. "She went to baseball games before we were married, but I know that after we were married, she never went to a game where she didn't keep score."

"She felt you didn't really know what had happened if you didn't know how this guy hit last time, and how they pitched to him, so she kept track of all those things."

The DLR Group was hired to be the principal designer of the ballparks, as well as the plaza between the two fields, and to create a design unique for Lincoln. Early on, one of the goals of the project was to enhance the experience for the fans who attend games at the new park. According to the DLR Group, the intimate atmosphere at Haymarket Park was intentional.

"One of the primary concepts driving this whole facility was to create a 'park within a park,' which meant the fans would be able to view the action from anywhere in the park," said Pat Phelan, principal project manager of the DLR Group in Omaha.

"There's an open concourse, so when fans are waiting in line for concessions or restrooms, they can still see the field from there. There's also a bermed seating area around the outside of the park, so you can literally walk around the perimeter of the diamond while viewing the action, but you're still within the confines of the stadium."

In the months leading up to the start of construction in April of 2000, former Nebraska Baseball Coach Dave Van Horn and Saltdogs President Charlie Meyer toured many of the top minor league facilities in the country, looking for ideas that could be implemented in the new ballpark.

The influences of parks such as the Bricktown Ballpark in Oklahoma City, Victory Field in Indianapolis and Franklin Covey Field in Salt Lake City, are



*Myrna and Howard Hawks were long-time supporters of the Husker baseball program and were instrumental in getting Haymarket Park built. The field is named after Myrna, who passed away on Jan. 24, 2001.*



# HAWKS FIELD AT HAYMARKET PARK HISTORY

evident throughout the structure. The exterior is a red-brick facade, while the spacious concourse level is highlighted by exposed ironwork. The playing surface is nestled in a bowl, allowing berm seating along both lines and throughout the outfield and a raised batter's eye consisting of pine trees in center field. The features make Haymarket Park a first-class facility. The ballpark's setting also allowed the designers to use Memorial Stadium and downtown Lincoln to provide a picturesque backdrop in the outfield. There is also a pedestrian connector that allows fans to make the walk from downtown Lincoln to the center field entrance of Haymarket Park.

The park features many fan-friendly amenities, including 4,419 chair-back seats on two levels in the main seating bowl, 16 suites, a towering video board/scoreboard in right center field, the Buck Beltzer Playground for kids down the right field line and numerous restrooms and concession stands. In 2009, the facility added seating in right field, as the Husker Home Run Terrace bringing more fans closer to the action.

In the Fall of 2016, D1Baseball.com ranked Hawks Field as the No. 11 college baseball park in the nation. In November of 2007, Hawks Field was named Baseball Field of the Year Award in the College/University division by the Sports Turf Managers Association (STMA) for the second time. The field earned its first honor in 2003, and was the first college park in the nation to win the award twice.

In the fall of 2008, the field was completely resurfaced while the underground drainage system was improved, making the field more playable during the early spring months.

The ballpark is more than a playing field for the Huskers. It includes medical and laundry facilities, coaches' offices and a 1,400-square foot locker room and adjacent clubhouse, giving the Husker program one of the best baseball setups in the country. The clubhouse was completely renovated in January of 2010, with a new entryway, remodeled player lockers, new locker chairs, electronic reclining theater seating, a team dining area, two 25-inch touch-screen monitors, a new video messaging system and a gaming area.

In the fall of 2011, construction was completed on the \$4.75 million Alex Gordon Training Complex, an indoor practice facility to the north of Hawks Field. The 22,000-square foot building features a large practice area, along with restrooms and storage facilities. The space is lined with netting, allowing for the entire area to be used for live batting practice and game simulation.

Prior to the start of the 2020 season, a new 30 x 60-foot LED videoboard was installed that is nearly doubled the size of the one used since 2012.

The Huskers have enjoyed their home, posting a 370-140-1 (.725) record at Hawks Field over the past 19 years, including a school-record 33-4 mark in 2005. The Huskers have won 20 or more home games nine times.

Fans have also turned out in record numbers, as Nebraska has ranked among the nation's top 25 schools in average attendance since 2002. In 2016, Nebraska set a single-season attendance record by averaging 5,423 fans per game. NU's single-game record is 8,757 against Texas A&M on April 14, 2006. The 2023 season will be NU's 22nd year at Hawks Field.

## FACILITY QUICK FACTS

Groundbreaking .....	April 12, 2000
Opened .....	June 1, 2001
Dedication .....	April 28, 2002
Architect .....	Stan Meredith, DLR Group
Cost .....	\$29.53 million
Capacity.....	8,486
Chair-back Seats.....	4,419
Suites.....	16 (16 seats per suite)
Parking Stalls .....	2,000
Dimensions.....	335 (LL); 403 (LC); 395 (CF); 400 (RC); 325 (RL)
Surface.....	Kentucky Bluegrass
Batter's Eye .....	Black Hills Spruce Pine Trees
Scoreboard.....	30' x 60' LED Display
Concessions.....	The Wind-up (Main Concourse)
.....	Husker Grill (Third Base Line, Sec. 109)
.....	'Dogs Dugout (First Base Line, Sec. 112)
.....	Fielder's Choice (Center Field Concourse)
Restrooms.....	6 (Sec. 105, 108, 110; Left Field, Center Field, Club Level)
Press Box Size.....	2,100 square feet
Radio/TV Booths .....	4

## YEARLY HOME RECORD

2002.....	29-5 (.853)
2003.....	29-7 (.806)
2004.....	19-8 (.678)
2005.....	33-4 (.892)
2006.....	20-7 (.741)
2007.....	14-10 (.583)
2008.....	29-5-1 (.843)
2009.....	16-14 (.533)
2010.....	19-7 (.731)
2011.....	21-11 (.656)
2012.....	20-10 (.667)
2013.....	12-7 (.632)
2014.....	19-8 (.704)
2015.....	21-6 (.778)
2016.....	21-6 (.778)
2017.....	17-6 (.739)
2018.....	13-12 (.520)
2019.....	13-6 (.684)
2020 (shortened season due to COVID-19) .....	5-1 (.833)
2021.....	10-5 (.667)
2022.....	13-13 (.500)
<b>Total .....</b>	<b>393-158-1 (.713)</b>



# ATTENDANCE RECORDS

## TOP SINGLE-GAME CROWDS AT HAWKS FIELD

No.	Attendance	Date	Opponent
1.	8,757	April 14, 2006	Texas A&M
2.	8,711	June 5, 2011	Miami
3.	8,708	May 9, 2008	Texas A&M
4.	8,697	April 19, 2008	Kansas
5.	8,662	June 4, 2005	Creighton
6.	8,656	April 21, 2007	Texas
7.	8,646	May 31, 2008	UC Irvine
8.	8,613	May 21, 2006	Oklahoma
9.	8,569	June 9, 2002	Richmond
10.	8,485	April 8, 2005	Texas
11.	8,481	June 8, 2002	Richmond
12.	8,474	June 7, 2002	Richmond
13.	8,419	April 20, 2007	Texas
14.	8,415	April 15, 2006	Texas A&M
15.	8,310	May 20, 2006	Oklahoma
16.	8,308	June 10, 2005	Miami
17.	8,304	June 5, 2005	Creighton
18.	8,252	May 19, 2006	Oklahoma
19.	8,193	April 20, 2003	Texas
20.	8,163	April 9, 2005	Texas
21.	8,063	June 2, 2006	Manhattan
22.	7,669	June 3, 2005	UIC
23.	7,653	May 11, 2008	Texas A&M
24.	7,650	May 29, 2021	7,650
25.	7,456	June 1, 2003	SW Missouri State
26.	7,416	April 15, 2017	Iowa
27.	7,319	March 31, 2015	Creighton
28.	7,318	April 13, 2006	Texas A&M
29.	7,278	March 29, 2005	Creighton
30.	7,144	June 3, 2006	San Francisco
31.	6,979	April 5, 2008	Texas Tech
32.	6,919	June 2, 2002	SW Missouri State
33.	6,891	June 1, 2002	Marist
34.	6,888	May 17, 2019	Michigan
35.	6,879	April 18, 2003	Texas
	6,879	April 18, 2006	Creighton
37.	6,841	April 17, 2007	Creighton
38.	6,695	April 9, 2017	Maryland
39.	6,653	May 22, 2005	Kansas State
40.	6,615	April 8, 2017	Maryland
41.	6,596	April 2, 2005	Oklahoma State
42.	6,593	May 20, 2005	Kansas State
	6,593	April 4, 2008	Texas Tech
44.	6,581	May 31, 2003	SW Missouri State
45.	6,561	March 26, 2022	Michigan
46.	6,498	May 18, 2003	Baylor
47.	6,441	May 6, 2005	Missouri
48.	6,395	April 7, 2017	Maryland
49.	6,367	May 30, 2008	Eastern Illinois
50.	6,354	May 17, 2014	Illinois

## THREE-GAME CONFERENCE SERIES

No.	Attendance	Date	Opponent
1.	25,175	May 19-21, 2006	Oklahoma
2.	24,490	April 13-15, 2006	Texas A&M
3.	22,595	April 8-10, 2005	Texas
4.	21,898	April 20-22, 2007	Texas
5.	19,705	April 7-9, 2017	Maryland
6.	19,302	May 20-22, 2005	Kansas State
7.	18,931	April 14-16, 2017	Iowa
8.	18,358	May 16-18, 2003	Baylor
9.	18,320	April 4-6, 2008	Texas Tech
10.	18,316	May 6-8, 2015	Missouri
11.	18,171	April 18-20, 2008	Kansas
12.	18,144	April 1-3, 2005	Oklahoma State
13.	16,979	April 20-22, 2012	Purdue
14.	16,745	March 25-27, 2022	Michigan
15.	16,495	May 19-21, 2022	Michigan State
16.	16,417	April 11-13, 2003	Missouri
17.	16,361	May 9-11, 2008	Texas A&M
18.	16,281	April 5-7, 2019	Purdue
19.	16,187	April 8-10, 2022	Rutgers
20.	16,080	April 22-24, 2005	Baylor
21.	15,756	April 27-29, 2007	Kansas State
22.	15,697	March 23-25, 2012	Illinois
23.	15,611	May 4-6, 2018	Maryland
24.	15,443	April 29-May 1, 2022	Iowa
25.	14,713	April 16-18, 2010	Kansas

## NON-CONFERENCE SERIES (3 DATES)

No.	Attendance	Date	Opponent
1.	25,524*	June 7-9, 2022	Richmond
2.	17,083	March 13-15, 2015	FGCU
3.	17,019**	June 10-11, 2005	Miami
4.	16,153	May 10-12, 2019	Arizona State
5.	15,480	March 18-20, 2022	Texas A&M-CC
6.	14,885	March 10-12, 2006	Alabama
7.	14,866	March 27-29, 2015	Texas
8.	14,669	April 26-28, 2018	Nevada
9.	14,653	March 17-19, 2017	College of Charleston
10.	14,606#	April 14-16, 2022	BYU
11.	13,290	May 17-19, 2002	Louisiana Tech
12.	12,242	March 10-12, 2017	Western Carolina
13.	11,951#	March 8-10, 2018	Cal Poly
14.	11,135	May 2-4, 2003	Louisiana
15.	10,834	Feb. 29-March 2, 2008	UC Riverside

\* - Three-game series in Lincoln Super Regional

\*\* - Two games of Lincoln Super Regional

# - Four-game series played in three dates

# ALL-TIME SERIES RECORDS

Abilene Christian .....0-1	Fort Hays State .....9-1	Nebraska-Kearney .....47-1	Southern Utah .....6-0
Air Force Academy .....6-0	Fort Riley .....0-2	Nebraska Wesleyan .....12-3	Southwest Minnesota .....1-0
Alabama .....5-1	Fresno State .....9-10	Nevada .....5-2	Stanford .....2-6
Arizona .....2-5	Friends .....4-0	New Mexico .....21-8	Stetson .....2-0
Arizona State .....6-9	George Washington .....2-0	New Mexico State .....7-3	Still College .....1-0
Arkansas .....12-12	Georgia Tech .....0-1	Nicholls State .....3-1	Tabor .....1-0
Arkansas State .....1-0	Gonzaga .....1-4	Nittiaieai (exh.) .....1-1	Tarkio College .....6-0
Augustana (S.D.) .....10-0	Grinnell .....5-2	NJIT .....1-0	Texas .....31-31
Austin College .....4-0	Hardin-Simmons .....3-3	North Carolina .....1-0	Texas A&M .....22-28
Baker University .....0-0-1	Haskell .....9-2	North Carolina State .....1-0	Texas A&M-Corpus Christi .....4-2
Baylor .....31-39-1	Hastings College .....5-2	North Dakota .....7-0	Texas-Arlington .....3-2
Bellevue College .....3-0	Hawaii .....8-15	North Dakota State .....6-0	Texas Christian .....0-7
Beloit .....0-3	Hawaii-Hilo .....8-2	North Texas State .....2-0	Texas-El Paso .....1-0
Benedictine .....4-0	Hawaii-Pacific .....6-3	Northeastern .....1-0	Texas Lutheran .....1-3
Binghamton .....1-0	Highland Park .....3-5	Northeastern Illinois .....1-0	Texas-Pan American .....4-0
Bowling Green .....1-0	Holy Cross .....0-1	Northern Colorado .....48-7	Texas-San Antonio .....4-1
Boston College .....3-0	Houston .....27-31-1	Northern Illinois .....2-0	Texas State .....2-2
Bradley .....1-2	Houston Baptist .....3-1	Northern Iowa .....23-3	Texas Tech .....32-21
Briar Cliff .....4-0	Illinois .....13-15	Northwest Missouri State .....21-2	Texas Wesleyan .....0-2
Brigham Young .....6-6	Illinois-Chicago .....1-0	Northwestern .....14-12	The Citadel .....1-3
Buena Vista .....9-1	Illinois State .....4-0	Northwestern (Iowa) .....2-0	Tokai-Japan (exh.) .....1-1
Butler .....1-0	Indiana .....16-14-1	Northwestern State (La.) .....5-2	Toledo .....2-1
California .....4-6	Indiana State .....4-0	Notre Dame .....3-11	Tulane .....1-2
Cal Irvine .....4-4	Iowa .....23-23	Offutt AFB .....1-0	Tulsa .....16-5
Cal Poly .....12-2	Iowa State .....108-101	Ohio State .....19-13	UCLA .....2-6
Cal Poly-Pomona .....1-1	Jacksonville State .....1-0	Oklahoma .....101-147-2	Ulysses .....0-2
Cal Riverside .....10-5	James Millikin .....1-2	Oklahoma City .....3-1	UNLV .....10-18
Cal State Bakersfield .....2-5	Jamestown .....1-0	Oklahoma State .....69-115	Upper Iowa .....0-1
Cal State Fullerton .....1-9	Kent State .....1-0	Omaha .....62-12	Utah .....7-3
Cal State Northridge .....6-4	Kansas .....150-101-2	Omaha League .....1-16	Wabash .....0-1
Cedar Rapids .....0-1	Kansas State .....171-117	Omaha Originals .....2-0	Wahoo .....2-0
Centenary .....4-1	Kentucky .....1-0	Omaha YMCA .....1-0	Wake Forest .....1-1
Central Michigan .....2-0	Knox College .....2-3	Oral Roberts .....17-21	Washburn .....9-1
Central Missouri .....2-0	Lamar .....1-8	Oregon State .....1-10	Washington .....6-3
Chaminade .....4-0	Lewis-Clark State .....2-2	Pacific .....1-0	Washington (Mo.) .....3-6
Charleston Southern .....1-0	Liberty Baptist .....1-0	Park College .....1-0	Washington State .....4-2
Chicago University .....0-1-1	Lincoln Giants .....0-1	Penn State .....14-2	Wayne State (Neb.) .....38-3
Chicago State .....3-0	Lincoln League .....1-10-1	Pepperdine .....2-2	West Virginia .....1-1
Cincinnati .....1-0	Long Beach State .....3-4	Peru State .....14-0	Western Carolina .....1-3
Clemson .....1-2	Louisiana-Lafayette .....6-3-1	Portland State .....1-2	Western Illinois .....25-0
Coastal Carolina .....0-2	Louisiana-Monroe .....1-0	Purdue .....17-10	Wichita State .....26-25
College of Charleston .....4-2	Louisiana State .....0-1	Regis .....1-0	William Jewell College .....2-0
Colorado .....42-30	Louisiana Tech .....13-6-1	Rice .....11-17	Wisconsin .....0-1
Colorado State .....14-2	Louisville .....4-2	Richmond .....3-1	Wisconsin-Milwaukee .....17-1
Columbia .....3-1	Loyola Marymount .....6-3	Rutgers .....11-9	Wright State .....1-0
Concordia (Neb.) .....6-3	Lubbock Christian .....3-0	St. Cloud State .....12-5	Wymore .....1-0
Connecticut .....1-2	Luther College .....6-5	St. John's .....8-1	Wyoming .....13-4
Cornell .....3-1	Manhattan (Kan.) .....2-0	St. Louis .....1-2	Yale .....0-1
Cotner College .....3-1	Manhattan (N.Y.) .....0-1	St. Mary's (Calif.) .....0-2	York College .....4-0
Council Bluffs .....0-1	Mankato State .....2-2	St. Mary's (Kan.) .....2-4	
Creighton .....86-56-2	Marist .....1-0	St. Mary's (Texas) .....0-1	
Dallas .....3-0	Maryland .....6-7	St. Thomas .....1-2	
Dallas Baptist .....1-1	McLennan College .....2-0	Sam Houston .....2-9	
Dallas University .....2-0	McNeese State .....3-0	San Diego .....2-2	
Dana .....13-1	Meji-Japan .....1-0	San Diego State .....4-8	
Dartmouth .....2-0	Miami (Fla.) .....2-0	San Francisco .....0-1	
David City .....1-0	Miami (Ohio) .....1-0	San Jose .....0-1	
Delaware .....1-0	Michigan .....17-15	Santa Clara .....0-3	
Denver .....0-1	Michigan State .....17-10	Seton Hall .....4-0	
Des Moines .....1-0	Michigan Tech .....0-1	Simpson College .....1-0	
Doane College .....5-0	Minnesota .....35-31-1	SIU-Edwardsville .....1-0	
Drake .....10-4	Mississippi State .....0-2	Sioux Falls College .....2-0	
Eastern Kentucky .....0-1	Missouri .....108-146	South Bend .....0-1	
Eastern Illinois .....1-0	Missouri State .....7-5	South Carolina .....0-1	
Eastern Michigan .....4-0	Missouri Western .....21-1	South Dakota .....17-1	
Elon .....1-0	Missouri Wesleyan .....1-0	South Dakota State .....18-2	
Emporia State .....0-1	Monmouth .....1-1	Southeast Missouri State .....3-0	
Evansville .....2-2	Morningside .....15-3	Southern California .....2-2	
Florida .....0-1	Mount Marty .....2-0	Southern Colorado .....0-1	
Florida Atlantic .....1-0	Navy .....1-0	Southern Illinois .....3-1	
Florida Gulf Coast .....3-0	Nebraska City Argosies .....0-1	Southern Methodist .....3-4	
Florida State .....0-1	Nebraska Indians .....4-3	Southern Miss .....0-1	

# YEAR-BY-YEAR RESULTS

**1889**  
**(1-2)**  
Doane College ..... W, 23-6  
Ulysses ..... L, 7-9  
Ulysses ..... L, 4-5

**1890**  
**(2-3)**  
Doane College ..... W, 22-14  
Hastings ..... L, 1-10  
Hastings ..... L, 7-14  
Wesleyan ..... W, 8-1  
Lincoln Giants ..... L, 4-7

**1891**  
**(1-0)**  
Wesleyan ..... W, 19-15

**1892**  
**(0-2-1)**  
Lincoln League ..... L, 8-11  
Baker ..... T, 5-5  
Kansas L, 4-5

**1893**  
**(3-0)**  
Wesleyan ..... W, 20-0  
Peru Normal ..... W, 18-2  
Omaha YMCA ..... W, 11-1

**1894-96 (No Team)**

**1897**  
**(8-5-1)**  
Nebraska-Omaha ..... W, 10-9  
Omaha Originals ..... W, 9-4  
Council Bluffs ..... L, 9-10  
David City ..... W, 5-0  
Kansas W, 10-4  
Kansas W, 9-5  
at Drake ..... W, 15-0  
at Iowa ..... W, 14-7  
at Notre Dame ..... L, 5-6  
at Northwestern ..... L, 5-9  
at Illinois ..... L, 9-14  
at Chicago ..... T, 2-2  
Nebraska-Omaha ..... L, 6-9  
Wahoo ..... W, 16-0

**1898**  
**(6-4)**  
Omaha League ..... L, 9-13  
Wahoo ..... W, 16-1  
Missouri State ..... W, 14-2  
Washburn ..... W, 11-10  
Wymore ..... W, 8-6  
Kansas W, 8-4  
Kansas State ..... W, 33-3  
St. Mary's, Kan. .... L, 6-7  
Kansas L, 9-13  
Missouri State ..... L, 6-7

**1899**  
**(8-4)**  
at Kansas State ..... W, 10-1  
at St. Mary's, Kan. .... W, 2-1  
at Washburn ..... W, 13-6  
at Kansas ..... W, 8-4  
at Kansas ..... L, 7-12  
at Missouri State ..... L, 5-7  
at Indiana ..... L, 4-5  
at Purdue ..... W, 13-1  
at Notre Dame ..... L, 6-16  
at Iowa State ..... W, 5-1  
Omaha Originals ..... W, 8-7  
Nebraska Indians ..... W, 20-5

**1900**  
**(8-12)**  
Omaha League ..... L, 6-9  
Omaha League ..... L, 2-5  
Omaha League ..... L, 4-5

Omaha League ..... L, 10-13  
Nebraska Indians ..... L, 10-11  
Highland Park ..... L, 3-13  
at Cornell ..... W, 13-1  
at Lake Forest ..... W, 11-8  
at Notre Dame ..... L, 7-12  
at Purdue ..... L, 1-7  
at DePaul ..... L, 3-13  
at Indiana ..... W, 7-6  
at Missouri State ..... W, 20-3  
at Missouri Wesleyan ..... W, 18-13  
at Kansas ..... L, 1-8  
at Washburn ..... L, 5-6  
at St. Mary's, Kan. .... L, 5-6  
at Missouri State ..... W, 10-8  
at Washburn ..... W, 11-10  
Des Moines ..... W, 5-3

**1901**  
**(9-11)**  
4/10 Omaha League ..... L, 1-5  
4/19 Missouri ..... W, 16-1  
4/20 Missouri ..... W, 9-3  
4/22 at Omaha League ..... L, 1-10  
4/23 at Omaha League ..... L, 1-15  
4/26 Kansas ..... W, 17-14  
5/1 Omaha League ..... L, 5-19  
5/4 at Still College ..... W, 16-6  
5/6 at Simpson ..... W, 5-4  
5/7 at Iowa ..... W, 5-2  
5/8 at Notre Dame ..... L, 12-16  
5/9 at South Bend ..... L, 6-10  
5/10 at Indiana ..... L, 4-5  
5/11 at Purdue ..... L, 4-9  
5/13 at Missouri ..... W, 14-3  
5/14 at Missouri ..... W, 16-10  
5/15 at William Jewell ..... W, 15-6  
5/22 Highland Park ..... L, 3-5  
6/1 Minnesota ..... L, 3-5  
6/2 Nebraska City ..... L, 2-3

**1902**  
**(17-8)**  
4/7 Omaha League ..... L, 3-11  
4/8 Omaha League ..... L, 4-9  
4/9 Omaha League ..... L, 2-9  
4/16 at Omaha League ..... L, 1-2  
4/17 at Omaha League ..... L, 2-5  
4/19 Nebraska Indians ..... W, 13-5  
4/23 at Cedar Rapids ..... L, 4-14  
4/24 at Luther College ..... W, 5-0  
4/26 at Minnesota ..... W, 4-0  
5/1 Kansas ..... W, 25-8  
5/2 Kansas ..... W, 15-14  
5/3 at Highland Park ..... W, 6-0  
5/6 at Iowa ..... W, 7-2  
5/7 at Knox College ..... W, 10-0  
5/8 at Northwestern ..... L, 3-11  
5/9 at Notre Dame ..... L, 0-2  
5/10 at Purdue ..... W, 8-5  
5/12 at Missouri ..... W, 5-1  
5/14 at Kansas ..... W, 5-1  
5/15 at Kansas ..... W, 6-0  
5/16 at Washburn ..... W, 13-3  
5/17 at St. Mary's, Kan. .... W, 7-2  
5/17 at Manhattan ..... W, 15-6  
5/24 at Creighton ..... W, 9-3  
5/29 Drake ..... W, 10-6

**1903 (No Team)**

**1904**  
**(10-3)**  
Omaha League ..... W, 17-4  
Omaha League ..... L, 6-10  
Nebraska Indians ..... W, 10-7  
Nebraska Indians ..... W, 10-5  
at Luther College ..... L, 9-10  
at Minnesota ..... W, 10-1  
at Chicago ..... L, 1-3  
at Notre Dame ..... W, 4-3  
at Knox College ..... W, 10-2

at Grinnell ..... W, 6-4  
at Highland Park ..... W, 13-8  
at Creighton ..... W, 12-0  
South Dakota ..... W, 19-2

**1905**  
**(5-16-1)**  
Lincoln League ..... L, 1-2  
at Manhattan ..... W, 10-0  
at Kansas ..... L, 3-4  
at Kansas ..... T, 5-5  
at Fort Riley ..... L, 2-11  
Lincoln League ..... L, 0-6  
Lincoln League ..... W, 3-2  
Nebraska Indians ..... L, 13-14  
Lincoln League ..... L, 3-5  
Lincoln League ..... L, 1-7  
at Ames College ..... W, 4-1  
at Grinnell ..... W, 5-2  
at Knox College ..... L, 2-3  
at Iowa ..... L, 6-8  
at Purdue ..... L, 1-3  
at Indiana ..... W, 5-0  
at James Millikin ..... L, 5-8  
at Notre Dame ..... L, 3-6  
Creighton ..... L, 2-4  
Kansas L, 3-9  
Kansas L, 5-6  
at Creighton ..... L, 3-8

**1906**  
**(5-12-1)**  
at Kansas State ..... W, 10-0  
at Kansas ..... L, 3-4  
at Kansas ..... T, 5-5  
at Fort Riley ..... L, 2-11  
Nebraska Indians ..... L, 13-14  
at Ames College ..... W, 4-1  
at Grinnell ..... W, 5-2  
at Iowa ..... L, 2-3  
at Knox College ..... L, 6-8  
at Purdue ..... L, 1-3  
at Indiana ..... W, 5-0  
at James Millikin ..... L, 5-8  
at Wabash ..... L, 0-3  
at Notre Dame ..... L, 0-3  
Creighton ..... L, 2-4  
Kansas W, 10-3  
Kansas L, 5-6  
Creighton ..... L, 3-8

**1907**  
**(5-11-1)**  
4/9 Lincoln League ..... T, 1-1  
4/25 at Wesleyan ..... L, 3-9  
4/27 Missouri ..... W, 6-2  
4/28 Cotner College ..... W, 14-13  
5/4 at Ames College ..... L, 0-9  
5/6 at Grinnell ..... L, 4-11  
5/7 at Iowa ..... L, 2-5  
5/8 at Cornell ..... W, 4-3  
5/9 at Minnesota ..... W, 8-7  
5/10 at Luther College ..... L, 3-4  
5/11 at Wisconsin ..... L, 2-3  
5/13 at Beloit College ..... L, 0-2  
5/14 at Notre Dame ..... L, 0-4  
5/15 at Purdue ..... L, 2-8  
5/16 at James Millikin ..... W, 1-0  
5/17 at Knox College ..... L, 1-7  
5/18 at Monmouth ..... L, 2-7

**1908**  
**(4-12-2)**  
4/2 Lincoln League ..... L, 0-12  
4/3 at Lincoln League ..... L, 1-4  
4/4 at Lincoln League ..... L, 0-12  
4/6 at Lincoln League ..... L, 5-21  
4/14 at Wesleyan ..... L, 4-5  
4/30 at Wesleyan ..... W, 7-6  
5/2 at Highland Park ..... L, 4-14  
5/4 at Ames College ..... L, 5-19  
5/5 at Grinnell ..... L, 6-7

5/6 at Iowa ..... W, 5-2  
5/7 at Minnesota ..... T, 4-4  
5/8 at St. Thomas ..... L, 5-6  
5/9 at Luther College ..... W, 11-4  
5/12 at Beloit College ..... L, 1-2  
5/14 at Washington U. .... L, 6-8  
5/15 at St. Louis ..... L, 0-1  
5/16 at Christian Bible ..... T, 3-3  
5/16 at St. Louis ..... W, 10-8

**1909**  
**(12-14)**  
4/7 Wesleyan ..... W, 4-3  
4/8 at Tabor College ..... W, 12-1  
4/9 at Missouri ..... W, 6-2  
4/9 at Missouri ..... L, 1-10  
4/13 at William Jewell ..... W, 4-1  
4/14 at Haskell ..... W, 4-1  
4/15 at St. Mary's, Kan. .... L, 2-8  
4/15 at Kansas State ..... L, 3-7  
4/16 at Kansas ..... L, 2-7  
4/17 at Kansas ..... L, 0-10  
4/19 at Wesleyan ..... L, 4-5  
4/21 Kansas State ..... W, 14-3  
4/22 at Lincoln League ..... L, 4-8  
4/26 at Missouri ..... W, 11-7  
4/27 at Missouri ..... W, 8-2  
4/28 at Cotner College ..... L, 0-1  
4/28 Kansas ..... L, 0-3  
5/1 at Ames College ..... L, 5-9  
5/3 at Drake ..... W, 8-3  
5/4 at Grinnell ..... W, 3-1  
5/5 at Cornell ..... W, 17-3  
5/6 at Luther College ..... L, 0-4  
5/7 at Minnesota ..... L, 5-6  
5/8 at Minnesota ..... L, 5-6  
5/15 Drake ..... W, 4-1  
6/3 Highland Park ..... L, 2-4

**1910**  
**(7-7-1)**  
4/13 at Kansas State ..... L, 2-7  
4/14 at Kansas State ..... L, 3-11  
4/19 at Wesleyan ..... W, 6-3  
4/27 at Highland Park ..... W, 17-5  
4/30 at Ames College ..... L, 1-2  
5/1 at Ames College ..... T, 2-2  
5/3 at Highland Park ..... L, 2-4  
5/4 at Grinnell ..... W, 10-4  
5/5 at Cornell ..... L, 0-2  
5/7 at Morningside ..... W, 5-3  
5/14 South Dakota ..... W, 7-4  
5/20 Ames College ..... L, 4-12  
5/21 Ames College ..... W, 4-2  
5/25 Kansas State ..... L, 2-9  
5/26 Cotner College ..... W, 5-4

**1911 (No Team)**

**1912**  
**(3-0)**  
4/13 at Doane College ..... W, 4-0  
4/17 Tarkio College ..... W, 7-6  
4/26 Kearney Normal ..... W, 9-2

**1913-1918 (No Team, WWI)**

**1919**  
**(5-3)**  
Wesleyan ..... W, 7-2  
Oklahoma A&M ..... L, 2-7  
Oklahoma A&M ..... L, 2-8  
Oklahoma ..... L, 2-7  
Haskell W, 3-2  
Haskell W, 8-5  
South Dakota ..... W, 7-0  
South Dakota ..... W, 16-12

**1920**  
**(7-6)**  
4/17 Wesleyan ..... W, 7-2  
4/21 at Oklahoma ..... L, 2-7

# YEAR-BY-YEAR RESULTS

4/22 at Oklahoma..... L, 2-8  
 4/23 at Oklahoma A&M ..... L, 1-8  
 4/30 Haskell ..... L, 2-3  
 5/1 Haskell ..... W, 7-2  
 5/6 South Dakota ..... W, 7-0  
 5/7 South Dakota ..... W, 16-12  
 5/19 California..... W, 1-0  
 5/14 Drake..... W, 1-0  
 5/15 Drake..... L, 3-7  
 5/21 at South Dakota ..... W, 16-0  
 5/22 at South Dakota ..... L, 3-4

## 1921 (8-5)

4/16 Cotner College..... W, 11-10  
 4/22 Wesleyan..... W, 15-3  
 4/23 Wesleyan..... W, 9-0  
 4/27 at Kansas State..... W, 5-2  
 4/28 at Kansas State..... W, 6-5  
 4/29 at Kansas..... L, 3-7  
 5/11 Haskell ..... W, 8-2  
 5/12 Haskell ..... W, 9-2  
 5/19 at Oklahoma..... W, 1-0  
 5/20 at Oklahoma..... L, 1-7  
 5/21 at Oklahoma..... L, 4-5  
 5/23 Kansas State..... L, 5-8  
 5/24 Kansas State..... L, 5-6

## 1922 (12-4)

3/30 at Oklahoma..... W, 6-3  
 3/31 at Oklahoma..... W, 4-2  
 4/1 at Oklahoma..... L, 3-5  
 4/4 Missouri Valley..... L, 10-11  
 4/16 Wesleyan..... W, 16-7  
 4/22 Wesleyan..... W, 16-1  
 5/5 Kansas State..... W, 5-4  
 5/6 Kansas State..... W, 7-6  
 5/8 Washington U..... L, 4-8  
 5/9 Washington U..... W, 8-5  
 5/12 at Ames College..... W, 7-5  
 5/13 at Ames College..... W, 3-2  
 5/17 Ames College..... W, 7-5  
 5/18 Ames College..... W, 6-3  
 6/3 Kansas ..... W, 3-2  
 6/5 at Kansas ..... L, 2-8

## 1923 (6-12)

4/2 at Oklahoma..... L, 4-13  
 4/3 at Oklahoma..... L, 5-6  
 4/13 at Missouri..... W, 13-7  
 4/14 at Missouri..... W, 10-1  
 4/20 at Washington U..... W, 15-12  
 4/21 at Washington U..... L, 7-12  
 4/27 Oklahoma..... L, 2-4  
 4/28 Oklahoma..... W, 4-3  
 5/4 Missouri..... W, 5-4  
 5/5 Missouri..... L, 5-9  
 5/10 Ames College..... L, 4-5  
 5/11 Ames College..... W, 8-3  
 5/18 at Ames College..... L, 1-4  
 5/19 at Ames College..... L, 6-7  
 5/21 Kansas State..... L, 1-2  
 5/22 Kansas State..... L, 2-7  
 5/25 Kansas ..... L, 3-5  
 5/26 Kansas ..... L, 4-6

## 1924 (10-8)

3/31 at SMU..... L, 13-18  
 4/1 at SMU..... L, 2-3  
 4/2 at Dallas..... W, 10-4  
 4/2 at Dallas..... W, 4-3  
 4/4 at Oklahoma..... L, 2-5  
 4/5 at Oklahoma..... L, 0-3  
 4/9 at Missouri..... W, 4-3  
 4/10 at Missouri..... L, 2-4  
 4/11 at Missouri Valley..... W, 11-8  
 4/15 Kansas ..... W, 8-2  
 4/16 Kansas ..... W, 4-2  
 5/2 Kansas State..... L, 5-8  
 5/2 Kansas State..... W, 9-8  
 5/10 at Kansas State..... W, 4-1

5/10 at Kansas State..... W, 6-3  
 5/19 Meyi, Japan..... L, 3-4  
 5/21 Oklahoma..... L, 4-5  
 5/22 Oklahoma..... W, 10-1

## 1925 (8-7)

4/4 at St. Mary's, Kan..... L, 4-5  
 4/21 at Missouri..... W, 7-0  
 4/22 at Missouri..... L, 3-4  
 4/23 at St. Louis..... L, 3-17  
 4/24 at Washington U..... W, 3-1  
 4/25 at Washington U..... L, 3-7  
 5/1 at Kansas State..... W, 4-3  
 5/2 at Kansas State..... W, 10-7  
 5/4 Ames College..... L, 3-5  
 5/5 Ames College..... W, 1-0  
 5/15 Oklahoma..... L, 3-4  
 5/19 Kansas State..... L, 2-6  
 5/20 Kansas State..... W, 6-1  
 5/22 at Ames College..... W, 14-2  
 5/23 at Ames College..... W, 4-1

## 1926-28 (No Team)

## 1929 (12-5-1, 10-5 Big Six) Big Six Conference Champions

4/16 at Oklahoma..... T, 4-4  
 4/17 at Oklahoma..... L, 0-8  
 4/19 at Missouri..... L, 3-4  
 4/20 at Missouri..... L, 0-1  
 5/3 Kansas State..... W, 3-2  
 5/4 Kansas State..... W, 1-0  
 5/10 Haskell..... W, 9-1  
 5/11 Haskell..... W, 3-1  
 5/13 at Kansas..... W, 5-4  
 5/14 at Kansas..... W, 10-9  
 5/17 at Kansas State..... W, 8-7  
 5/18 at Kansas State..... L, 0-1  
 5/20 Oklahoma ..... W, 5-2  
 5/21 Oklahoma..... W, 4-3  
 5/24 at Iowa State..... W, 4-1  
 5/25 at Iowa State..... W, 6-4  
 6/5 Missouri..... L, 3-2  
 6/6 Missouri..... L, 4-9

## 1930 (9-7, 7-5 Big Six)

4/19 Haskell..... L, 4-9  
 4/19 Haskell..... W, 7-6  
 4/22 at Missouri..... L, 1-3  
 4/23 at Missouri..... L, 7-10  
 4/25 at Oklahoma..... L, 5-6  
 5/2 at Iowa..... W, 2-0  
 5/3 at Iowa..... L, 2-3  
 5/5 at Kansas..... W, 16-2  
 5/9 at Ames College..... L, 3-5  
 5/10 at Ames College..... W, 12-8  
 5/13 Missouri..... W, 9-3  
 5/14 Missouri..... W, 2-1  
 5/15 Kansas State..... W, 9-5  
 5/16 Kansas State..... L, 1-3  
 5/17 Ames College..... W, 14-1  
 5/18 Ames College..... W, 8-6

## 1931 (2-10, 2-8 Big Six)

5/1 Ames College..... L, 5-12  
 5/2 Ames College..... L, 0-4  
 5/9 at NW Missouri State ..... L, 0-6  
 5/10 at NW Missouri State ..... L, 1-6  
 5/11 at Oklahoma..... L, 0-3  
 5/12 at Oklahoma..... L, 1-2  
 5/15 at Missouri..... L, 0-9  
 5/16 at Missouri..... L, 5-6  
 5/22 Kansas ..... W, 9-8  
 5/23 Kansas ..... W, 9-7  
 5/26 at Kansas State..... L, 4-20  
 5/27 at Kansas State..... L, 1-5

## 1932 (No Team)

**1933  
(3-1)**  
 Concordia, Neb..... W, 12-6  
 5/16 at Concordia, Neb..... L, 5-10  
 5/19 York College..... W, 4-0  
 5/23 at York College..... W, 12-6

## 1934 (5-9, 2-8 Big Six)

4/13 at Kansas State..... L, 4-12  
 4/14 at Kansas State..... W, 3-2  
 4/20 Concordia, Neb..... L, 13-29  
 4/27 Kansas State..... L, 4-9  
 4/28 Kansas State..... L, 6-15  
 5/4 Iowa State ..... L, 4-6  
 5/5 Iowa State ..... W, 13-12  
 5/8 at York College..... W, 16-4  
 5/11 at Iowa State ..... L, 3-6  
 5/12 at Iowa State ..... L, 8-9  
 5/18 at Concordia, Neb..... W, 7-1  
 5/19 Kansas State..... L, 5-15  
 5/20 Kansas State..... L, 6-19  
 5/21 York College..... W, 18-3

## 1935 (4-12, 2-7 Big Six)

4/12 Minnesota ..... L, 2-8  
 4/13 Minnesota ..... L, 5-20  
 4/15 at Iowa State ..... L, 0-6  
 4/16 at Iowa State ..... L, 3-4  
 4/17 at Luther College ..... L, 1-3  
 4/18 at Upper Iowa ..... L, 4-7  
 4/19 at Northern Iowa ..... W, 7-3  
 4/20 at Northern Iowa ..... L, 7-8  
 4/26 at Kansas State..... L, 3-20  
 4/27 at Kansas State..... W, 8-7  
 5/3 Kansas State..... W, 13-2  
 5/4 Kansas State..... L, 3-15  
 5/7 Oklahoma..... L, 2-15  
 5/8 Oklahoma..... L, 0-7  
 5/9 Oklahoma..... L, 4-8  
 5/16 at South Dakota ..... W, 10-2

## 1936 (3-11, 2-9 Big Six)

4/17 Iowa State ..... L, 8-13  
 4/18 Iowa State ..... L, 4-7  
 4/20 at Oklahoma..... L, 3-6  
 4/21 at Oklahoma..... L, 3-6  
 4/22 at Oklahoma..... L, 0-1  
 4/24 at Missouri..... L, 1-2  
 4/25 at Missouri..... W, 8-4  
 5/1 Kansas State..... W, 4-0  
 5/2 Kansas State..... L, 1-4  
 5/14 at Iowa State ..... L, 3-10  
 5/15 at Iowa State ..... L, 2-8  
 5/16 at Luther College ..... L, 1-9  
 5/18 at Minnesota ..... L, 1-10  
 5/19 at Minnesota ..... W, 3-2

## 1937 (5-12, 4-9 Big Six)

4/14 Oklahoma A&M..... W, 7-4  
 4/16 at Kansas State..... L, 6-9  
 4/17 at Kansas State..... L, 6-13  
 4/20 Iowa State ..... L, 4-6  
 4/21 Iowa State ..... W, 11-4  
 4/23 at Missouri..... L, 6-7  
 4/24 at Missouri..... L, 8-10  
 4/30 Kansas ..... W, 7-2  
 5/1 Kansas ..... L, 6-7  
 5/8 Oklahoma..... L, 6-15  
 5/10 Oklahoma..... L, 6-9  
 5/11 Oklahoma..... W, 7-5  
 5/21 at Iowa State ..... W, 5-4  
 5/22 at Iowa State ..... L, 6-8  
 6/10 at Toledo ..... L, 5-8  
 6/11 at Michigan Tech ..... L, 4-6  
 6/12 at Michigan State ..... L, 0-6

## 1938 (7-8, 5-5 Big Six)

4/4 at Baylor ..... L, 7-9  
 4/5 at Baylor ..... L, 0-6

4/9 at Oklahoma A&M ..... W, 4-2  
 4/22 Missouri ..... L, 1-5  
 4/23 Missouri ..... L, 0-14  
 4/29 Kansas State ..... L, 2-6  
 4/30 Kansas State ..... L, 2-7  
 5/2 at Kansas ..... W, 6-3  
 5/3 at Kansas ..... W, 7-5  
 5/6 Iowa State ..... W, 6-5  
 5/7 at Iowa State ..... W, 10-2  
 5/12 at Iowa State ..... L, 4-5  
 5/13 at Iowa State ..... W, 10-2  
 5/14 at Luther College ..... W, 5-4  
 5/17 California..... L, 2-4

## 1939 (5-13, 4-6 Big Six)

4/5 at Arizona ..... L, 1-6  
 4/6 at Arizona ..... L, 3-6  
 4/7 at Arizona ..... L, 3-10  
 4/10 at St. Mary's, Calif..... L, 3-9  
 4/11 at San Jose State..... L, 7-8  
 4/12 at California ..... W, 10-3  
 4/14 at Colorado ..... L, 4-5  
 4/15 at Colorado ..... L, 3-5  
 4/24 at Missouri..... L, 1-2  
 4/25 at Missouri..... L, 3-9  
 4/28 at Kansas State..... L, 3-6  
 4/29 at Kansas State..... L, 5-6  
 5/5 Kansas ..... W, 4-3  
 5/6 Kansas ..... W, 6-4  
 5/8 at Iowa State ..... W, 10-5  
 5/9 at Iowa State ..... W, 16-5  
 5/18 Oklahoma..... L, 3-5  
 5/19 Oklahoma..... L, 2-11

## 1940 (4-12, 3-9 Big Six)

4/18 at Luther College ..... W, 4-3  
 4/19 at Iowa State ..... L, 3-5  
 4/20 at Iowa State ..... L, 2-8  
 4/26 Missouri ..... L, 5-7  
 4/27 Missouri ..... L, 2-8  
 5/3 at Kansas ..... W, 9-6  
 5/4 at Kansas ..... W, 7-6  
 5/10 Kansas State..... L, 5-8  
 5/11 Kansas State..... W, 11-1  
 5/13 Iowa State ..... L, 4-7  
 5/14 Iowa State ..... L, 8-24  
 5/16 at Oklahoma A&M ..... L, 3-7  
 5/17 at Oklahoma..... L, 0-9  
 5/18 at Oklahoma..... L, 2-5  
 5/24 Colorado ..... L, 5-9  
 5/25 Colorado ..... L, 2-3

## 1941 (2-14, 2-8 Big Six)

4/11 at Colorado ..... L, 2-16  
 4/12 at Colorado ..... L, 2-25  
 4/18 at Kansas State..... L, 5-7  
 4/25 at Missouri..... L, 0-17  
 4/26 at Missouri..... L, 1-5  
 4/28 Minnesota ..... L, 1-5  
 4/29 Minnesota ..... L, 1-2  
 5/2 Oklahoma..... L, 1-3  
 5/8 at Iowa State ..... L, 0-9  
 5/9 at Iowa State ..... W, 11-9  
 5/12 Kansas ..... L, 3-4  
 5/13 Kansas ..... L, 2-8  
 5/16 Iowa State ..... L, 1-6  
 5/17 Iowa State ..... W, 3-2  
 5/20 California..... L, 2-20  
 5/21 California..... L, 0-4

## 1942 (3-11, 3-6 Big Six)

4/24 at Minnesota ..... L, 0-1  
 4/25 at Minnesota ..... L, 3-7  
 4/27 at Iowa State ..... L, 3-10  
 4/28 at Iowa State ..... L, 7-9  
 5/1 Missouri..... L, 7-10  
 5/7 at Oklahoma A&M ..... L, 8-13  
 5/8 at Oklahoma..... L, 0-10  
 5/9 at Oklahoma..... L, 1-11  
 5/11 Iowa State ..... W, 1-0

# YEAR-BY-YEAR RESULTS

5/12 Iowa State ..... W, 4-0  
 5/15 Kansas State ..... L, 4-18  
 5/16 Kansas State ..... W, 6-0  
 5/22 Colorado ..... L, 3-10  
 5/23 Colorado ..... L, 1-4

## 1943-45 (No Team, WWII)

### 1946 (9-7, 9-5 Big Six)

4/5 Colorado ..... W, 10-0  
 4/6 Colorado ..... W, 5-3  
 4/12 at Minnesota ..... L, 0-6  
 4/12 at Minnesota ..... L, 1-8  
 4/19 Oklahoma ..... L, 2-11  
 4/20 Oklahoma ..... L, 5-15  
 4/26 Iowa State ..... W, 6-3  
 4/27 Iowa State ..... L, 3-8  
 5/4 at Missouri ..... W, 5-2  
 5/4 at Missouri ..... W, 5-4  
 5/6 Kansas ..... W, 7-5  
 5/7 Kansas ..... L, 3-18  
 5/10 at Iowa State ..... L, 5-6  
 5/10 at Iowa State ..... W, 7-4  
 4/13 Kansas State ..... W, 11-3  
 4/14 Kansas State ..... W, 18-2

### 1947 (6-10, 6-7 Big Six)

4/4 at Colorado ..... L, 1-11  
 4/5 at Colorado ..... L, 6-7  
 4/12 Kansas ..... W, 8-3  
 4/12 Kansas ..... W, 4-0  
 4/18 at Oklahoma ..... W, 5-3  
 4/19 at Oklahoma ..... L, 8-9  
 4/21 at Missouri ..... L, 8-13  
 4/28 at Iowa State ..... W, 12-3  
 4/29 at Iowa State ..... L, 0-2  
 5/2 Iowa State ..... L, 10-11  
 5/3 Iowa State ..... W, 4-2  
 5/5 Missouri ..... L, 4-6  
 5/6 Missouri ..... L, 4-11  
 5/9 at Kansas State ..... W, 5-4  
 5/10 at Kansas State ..... L, 4-8  
 5/20 Minnesota ..... L, 7-14

### 1948 (17-7, 14-3 Big Seven) Big Seven Conference Champions

3/29 at SMU ..... W, 10-8  
 3/30 at SMU ..... W, 19-7  
 4/2 at Oklahoma ..... W, 16-4  
 4/3 at Oklahoma ..... L, 1-9  
 4/9 at Minnesota ..... L, 2-6  
 4/10 at Minnesota ..... L, 5-8  
 4/16 Kansas State ..... W, 3-1  
 4/17 Kansas State ..... W, 5-2  
 4/23 at Missouri ..... L, 0-3  
 4/24 at Missouri ..... W, 3-1  
 4/29 at Iowa State ..... L, 1-8  
 5/4 Kansas ..... W, 10-1  
 5/5 Kansas ..... W, 5-2  
 5/7 Oklahoma ..... W, 4-1  
 5/8 Oklahoma ..... W, 4-3  
 5/10 Colorado ..... W, 10-8  
 5/11 Colorado ..... W, 6-1  
 5/17 at Kansas ..... W, 7-1  
 5/18 at Kansas ..... W, 9-3  
 5/24 Iowa State ..... W, 6-2  
 5/25 Iowa State ..... W, 6-5

**NCAA DISTRICT 5 PLAYOFFS**  
 6/7 Oklahoma A&M ..... W, 7-5  
 6/8 Oklahoma A&M ..... L, 4-5  
 6/9 Oklahoma A&M ..... L, 5-8

### 1949 (9-13, 7-10 Big Seven)

4/5 at Baylor ..... W, 7-5  
 4/5 at Baylor ..... L, 3-4  
 4/6 at Hardin-Simmons ..... W, 12-7  
 4/7 at Southwest Texas ..... L, 7-8  
 4/8 at Oklahoma ..... L, 0-2  
 4/16 at Colorado ..... W, 6-2

4/16 at Colorado ..... L, 2-3  
 4/18 at Denver ..... L, 7-8  
 4/22 Kansas State ..... W, 9-2  
 4/23 Kansas State ..... L, 4-14  
 4/25 at Iowa State ..... W, 10-3  
 4/25 at Iowa State ..... L, 2-3  
 4/29 at Kansas ..... L, 5-7  
 4/30 at Kansas ..... W, 14-12  
 5/6 Oklahoma ..... W, 2-1  
 5/7 Oklahoma ..... L, 4-5  
 5/9 at Kansas State ..... L, 0-4  
 5/10 at Kansas State ..... W, 5-3  
 5/16 Missouri ..... L, 3-8  
 5/17 Missouri ..... W, 8-0  
 5/23 Iowa State ..... L, 3-5  
 5/23 Iowa State ..... L, 7-12

### 1950 (16-8, 11-3 Big Seven) Big Seven Conference Champions

4/9 at Southern Illinois ..... W, 10-0  
 4/10 at Park College ..... W, 25-3  
 4/11 at Washington U. .... L, 6-9  
 4/12 at Washington U. .... L, 7-8  
 4/13 at Missouri ..... W, 7-1  
 4/15 at Missouri ..... W, 3-1  
 4/18 Kansas State ..... W, 6-3  
 4/19 Kansas State ..... L, 6-7  
 4/21 Luther College ..... W, 3-2  
 4/22 Luther College ..... W, 4-1  
 4/28 at Oklahoma ..... W, 14-4  
 4/29 at Oklahoma ..... L, 3-8  
 5/6 Kansas ..... W, 7-2  
 5/6 Kansas ..... W, 4-3  
 5/12 at Iowa State ..... L, 6-7  
 5/13 at Iowa State ..... W, 9-8  
 5/15 Wichita State ..... W, 8-5  
 5/16 Wichita State ..... L, 12-13  
 5/20 Colorado ..... W, 7-4  
 5/20 Colorado ..... W, 3-1  
 5/22 at Kansas State ..... W, 6-1  
 5/23 at Kansas State ..... W, 11-0

### NCAA PLAYOFFS

5/30 Bradley ..... L, 6-10  
 5/30 Bradley ..... L, 4-8

### 1951 (10-5, 5-4 Big Seven)

4/13 Buena Vista ..... W, 9-6  
 4/14 Buena Vista ..... L, 12-13  
 4/16 at Wichita State ..... W, 19-7  
 4/17 at Wichita State ..... W, 12-8  
 4/18 at Kansas ..... L, 5-9  
 4/19 at Kansas ..... W, 21-7  
 4/23 Kansas State ..... W, 5-0  
 4/27 Wichita State ..... W, 6-3  
 4/28 Wichita State ..... W, 4-2  
 5/4 at Colorado ..... W, 6-5  
 5/5 at Colorado ..... W, 13-8  
 5/9 Oklahoma ..... L, 5-7  
 5/15 Missouri ..... L, 3-4  
 5/18 at Kansas State ..... L, 1-2  
 5/19 at Kansas State ..... W, 5-2

### 1952 (13-7, 8-5 Big Seven)

4/4 Drake ..... W, 10-0  
 4/5 Drake ..... W, 13-4  
 4/10 at Tulsa ..... W, 7-1  
 4/10 at Tulsa ..... L, 3-5  
 4/11 at Oklahoma A&M ..... L, 5-8  
 4/15 at Kansas State ..... W, 12-1  
 4/16 at Kansas State ..... W, 14-1  
 4/19 Kansas ..... L, 1-6  
 4/25 at Oklahoma ..... W, 15-10  
 4/26 at Oklahoma ..... W, 11-6  
 4/29 Kansas State ..... W, 16-0  
 4/30 Kansas State ..... L, 2-19  
 5/2 Oklahoma A&M ..... W, 12-3  
 5/3 Oklahoma A&M ..... W, 12-10  
 5/10 at Iowa State ..... L, 1-2  
 5/10 at Iowa State ..... L, 0-2  
 5/12 at Missouri ..... W, 6-5

5/12 at Missouri ..... L, 5-8  
 5/17 Colorado ..... W, 9-3  
 5/17 Colorado ..... L, 6-7

### 1953 (13-5-1, 10-3 Big Seven)

4/7 at Baylor ..... W, 8-1  
 4/7 at Baylor ..... T, 8-8  
 4/8 at Tulsa ..... W, 7-3  
 4/9 at Tulsa ..... W, 14-10  
 4/10 at Oklahoma A&M ..... L, 11-14  
 4/11 at Oklahoma A&M ..... L, 4-5  
 4/18 at Kansas State ..... W, 4-1  
 4/19 at Kansas State ..... L, 3-5  
 4/20 at Kansas ..... W, 10-9  
 4/21 at Kansas ..... W, 20-6  
 4/27 Missouri ..... W, 11-6  
 4/28 Missouri ..... L, 0-3  
 5/6 Oklahoma ..... W, 3-2  
 5/7 Oklahoma ..... L, 4-9  
 5/11 Kansas State ..... W, 9-6  
 5/12 Kansas State ..... W, 16-8  
 5/15 at Colorado ..... W, 4-1  
 5/22 at Iowa State ..... W, 5-2  
 5/23 at Iowa State ..... W, 4-1

### 1954 (10-10, 4-8 Big Seven)

4/9 at Tulsa ..... L, 2-7  
 4/10 at Tulsa ..... W, 18-17  
 4/12 at Houston ..... W, 3-2  
 4/13 at Houston ..... W, 3-2  
 4/15 at Texas ..... L, 5-10  
 4/15 at Texas ..... W, 4-0  
 4/19 Kansas ..... W, 12-1  
 4/20 Kansas ..... W, 1-0  
 4/23 at Oklahoma ..... L, 6-12  
 4/24 at Oklahoma ..... L, 1-12  
 4/26 at Kansas State ..... L, 0-6  
 4/27 at Kansas State ..... L, 5-6  
 5/4 Kansas State ..... W, 12-0  
 5/4 Kansas State ..... W, 3-0  
 5/7 Oklahoma A&M ..... W, 9-4  
 5/8 Oklahoma A&M ..... W, 3-1  
 5/14 at Iowa State ..... L, 0-4  
 5/15 at Iowa State ..... L, 2-3  
 5/17 at Missouri ..... L, 1-3  
 5/18 at Missouri ..... L, 1-19

### 1955 (15-5, 10-4 Big Seven)

4/2 at Tulsa ..... W, 10-9  
 4/3 at Tulsa ..... W, 2-1  
 4/4 at Houston ..... W, 8-4  
 4/5 at Houston ..... L, 2-7  
 4/6 at Texas ..... W, 18-15  
 4/7 at Texas ..... W, 16-14  
 4/15 at Kansas State ..... W, 13-2  
 4/16 at Kansas State ..... W, 15-0  
 4/25 at Kansas ..... W, 13-1  
 4/26 at Kansas ..... W, 11-0  
 4/29 Iowa State ..... W, 16-0  
 4/30 Iowa State ..... L, 3-5  
 5/2 Oklahoma ..... W, 5-1  
 5/3 Oklahoma ..... L, 2-4  
 5/9 at Missouri ..... W, 4-3  
 5/10 at Missouri ..... L, 1-2  
 5/16 at Kansas State ..... W, 6-2  
 5/17 at Kansas State ..... W, 8-3  
 5/23 at Colorado ..... L, 4-8  
 5/24 at Colorado ..... W, 13-10

### 1956 (12-8, 8-4 Big Seven)

3/24 at Tulsa ..... W, 1-0  
 3/26 at Houston ..... L, 2-3  
 3/27 at Houston ..... L, 1-6  
 3/28 at Rice ..... W, 8-5  
 3/29 at Rice ..... L, 1-4  
 3/30 at Baylor ..... L, 4-9  
 3/31 at Baylor ..... W, 5-3  
 4/20 Kansas State ..... W, 4-0  
 4/21 Kansas State ..... W, 15-6  
 5/4 at Oklahoma ..... L, 0-3

5/5 at Oklahoma ..... L, 2-3  
 5/7 Offutt Air Force Base ..... W, 3-2  
 5/11 at Kansas State ..... L, 9-19  
 5/12 at Kansas State ..... W, 11-8  
 5/14 Colorado ..... W, 6-1  
 5/15 Colorado ..... W, 11-3  
 5/18 Missouri ..... W, 10-7  
 5/19 Missouri ..... L, 4-27  
 5/25 at Iowa State ..... W, 2-1  
 5/26 at Iowa State ..... W, 17-13

### 1957 (12-10, 8-9 Big Seven)

4/5 Drake ..... L, 2-7  
 4/6 Drake ..... W, 9-4  
 4/13 Kansas State ..... W, 17-2  
 4/13 Kansas State ..... L, 4-11  
 4/16 at Air Force ..... W, 4-2  
 4/17 at Air Force ..... W, 23-3  
 4/19 at Regis ..... W, 12-7  
 4/19 at Colorado ..... W, 7-4  
 4/20 at Colorado ..... W, 7-5  
 4/26 Iowa State ..... L, 0-5  
 4/27 Iowa State ..... W, 10-5  
 4/27 Iowa State ..... W, 4-3  
 4/29 Drake ..... L, 2-7  
 4/30 Drake ..... W, 9-4  
 5/10 at Missouri ..... W, 8-6  
 5/11 at Missouri ..... W, 7-2  
 5/11 at Missouri ..... L, 2-5  
 5/17 Oklahoma ..... L, 3-4  
 5/18 Oklahoma ..... L, 0-1  
 5/18 Oklahoma ..... W, 7-3  
 5/21 at Kansas ..... L, 2-8  
 5/21 at Kansas ..... L, 2-3  
 5/22 at Kansas ..... L, 1-6

### 1958 (17-10, 12-9 Big Eight)

3/31 at Houston ..... W, 6-0  
 4/1 at Houston ..... W, 4-3  
 4/2 at Rice ..... W, 7-6  
 4/3 at Rice ..... L, 4-6  
 4/5 at Tulsa ..... W, 18-5  
 4/5 at Tulsa ..... W, 13-4  
 4/11 Missouri ..... W, 6-3  
 4/12 Missouri ..... L, 6-9  
 4/12 Missouri ..... L, 5-12  
 4/18 at Iowa State ..... W, 16-6  
 4/19 at Iowa State ..... W, 7-3  
 4/19 at Iowa State ..... L, 6-13  
 4/25 Colorado ..... L, 7-9  
 4/26 Colorado ..... W, 4-3  
 4/26 Colorado ..... L, 3-4  
 5/2 at Oklahoma State ..... L, 1-8  
 5/3 at Oklahoma State ..... W, 6-1  
 5/3 at Oklahoma State ..... L, 1-2  
 5/9 Kansas ..... W, 4-2  
 5/10 Kansas ..... L, 8-12  
 5/10 Kansas ..... W, 4-2  
 5/16 at Oklahoma ..... W, 7-1  
 5/17 at Oklahoma ..... L, 0-1  
 5/17 at Oklahoma ..... W, 4-0  
 5/23 at Kansas State ..... W, 9-1  
 5/24 at Kansas State ..... W, 10-1  
 5/24 at Kansas State ..... W, 4-1

### 1959 (15-8, 11-4 Big Eight)

3/23 at Texas Lutheran ..... L, 0-7  
 3/24 at Texas Lutheran ..... W, 10-3  
 3/25 at Houston ..... L, 2-5  
 3/26 at Houston ..... W, 12-6  
 3/27 at Rice ..... L, 1-6  
 4/3 South Dakota State ..... W, 18-13  
 4/10 St. Cloud State ..... L, 5-6  
 4/11 St. Cloud State ..... W, 12-5  
 4/17 Iowa State ..... L, 3-8  
 4/18 Iowa State ..... W, 2-1  
 4/18 Iowa State ..... W, 2-1  
 4/24 at Missouri \* ..... L, 7-8  
 4/25 at Missouri \* ..... L, 2-8  
 4/25 at Missouri \* ..... L, 2-3  
 5/1 Oklahoma State ..... W, 7-2

# YEAR-BY-YEAR RESULTS

5/2 Oklahoma State ..... L, 0-4  
 5/2 Oklahoma State ..... L, 1-5  
 5/8 at Kansas ..... L, 3-8  
 5/15 Oklahoma ..... W, 4-3  
 5/16 Oklahoma ..... W, 2-1  
 5/16 Oklahoma ..... W, 5-4  
 5/22 Kansas State ..... W, 1-0  
 5/22 Kansas State ..... W, 1-0

\*Note: Nebraska won by forfeit due to Missouri using an ineligible player

## 1960 (10-13, 6-11 Big Eight)

4/5 South Dakota State ..... W, 11-4  
 4/6 South Dakota State ..... W, 6-5  
 4/8 at Kansas State ..... W, 6-1  
 4/8 at Kansas State ..... W, 5-4  
 4/9 at Kansas State ..... W, 16-8  
 4/11 at Tulsa ..... W, 3-1  
 4/12 at Tulsa ..... W, 16-2  
 4/13 at Emporia State ..... L, 5-10  
 4/14 St. Cloud State ..... L, 2-8  
 4/15 Missouri ..... L, 9-12  
 4/15 Missouri ..... L, 9-14  
 4/16 Missouri ..... L, 6-9  
 4/21 at Iowa State ..... L, 8-12  
 4/22 at Iowa State ..... L, 3-4  
 4/22 at Iowa State ..... L, 6-7  
 5/7 at Oklahoma State ..... L, 0-2  
 5/7 at Oklahoma State ..... L, 2-7  
 5/13 Kansas ..... L, 8-10  
 5/13 Kansas ..... W, 4-1  
 5/14 Kansas ..... W, 11-1  
 5/20 at Oklahoma ..... L, 13-20  
 5/20 at Oklahoma ..... L, 0-18  
 5/21 at Oklahoma ..... W, 7-1

## 1961 (9-14, 7-11 Big Eight)

3/27 at Rice ..... L, 1-3  
 3/28 at Texas Lutheran ..... L, 3-4  
 3/29 at Rice ..... W, 10-7  
 3/31 at Houston ..... W, 5-3  
 4/1 at Tulsa ..... L, 0-5  
 4/7 Oklahoma State ..... L, 3-9  
 4/7 Oklahoma State ..... L, 1-7  
 4/14 at Missouri ..... L, 3-5  
 4/14 at Missouri ..... L, 2-5  
 4/15 at Missouri ..... L, 3-5  
 4/21 Iowa State ..... W, 3-0  
 4/21 Iowa State ..... W, 4-2  
 4/22 Iowa State ..... L, 4-7  
 4/28 at Colorado ..... L, 1-5  
 4/28 at Colorado ..... L, 3-4  
 4/29 at Colorado ..... W, 9-7  
 5/6 at Kansas ..... L, 3-4  
 5/12 Oklahoma ..... W, 5-4  
 5/12 Oklahoma ..... W, 5-2  
 5/13 Oklahoma ..... W, 10-4  
 5/19 Kansas State ..... L, 0-4  
 5/19 Kansas State ..... W, 10-0  
 5/20 Kansas State ..... L, 2-4

## 1962 (15-11, 10-10 Big Eight)

3/30 at Tulsa ..... W, 8-5  
 3/31 at Tulsa ..... W, 6-5  
 3/31 at Tulsa ..... W, 7-5  
 4/6 Kansas ..... L, 4-6  
 4/6 Kansas ..... L, 6-8  
 4/7 Kansas ..... L, 2-3  
 4/13 at Oklahoma ..... W, 5-2  
 4/13 at Oklahoma ..... W, 12-6  
 4/14 at Oklahoma ..... W, 5-4  
 4/21 at Iowa State ..... L, 0-4  
 4/21 at Iowa State ..... W, 5-4  
 4/23 Concordia, Neb. .... L, 1-6  
 4/24 Concordia, Neb. .... W, 5-3  
 4/24 Concordia, Neb. .... W, 2-1  
 4/27 Missouri ..... L, 5-12  
 4/28 Missouri ..... L, 2-4  
 4/28 Missouri ..... L, 0-1  
 5/4 at Oklahoma State ..... L, 4-6

5/4 at Oklahoma State ..... W, 5-3  
 5/5 at Oklahoma State ..... L, 2-15  
 5/11 Colorado ..... W, 2-0  
 5/11 Colorado ..... W, 2-0  
 5/12 Colorado ..... W, 1-0  
 5/18 at Kansas State ..... W, 15-3  
 5/18 at Kansas State ..... L, 3-4  
 5/19 at Kansas State ..... L, 6-13

## 1963 (8-18, 5-15 Big Eight)

3/28 at Tulsa ..... L, 4-5  
 3/29 at Tulsa ..... L, 7-8  
 3/30 at Tulsa ..... W, 8-1  
 4/5 Kansas State ..... W, 6-2  
 4/5 Kansas State ..... W, 6-1  
 4/6 Kansas State ..... L, 2-9  
 4/12 at Kansas ..... W, 1-0  
 4/12 at Kansas ..... L, 2-3  
 4/13 at Kansas ..... L, 3-4  
 4/15 South Dakota State ..... W, 4-0  
 4/16 South Dakota State ..... L, 3-4  
 4/17 South Dakota State ..... W, 17-12  
 4/19 Oklahoma ..... L, 2-9  
 4/19 Oklahoma ..... L, 0-2  
 4/20 Oklahoma ..... L, 1-7  
 4/26 Iowa State ..... L, 0-3  
 4/27 Iowa State ..... W, 4-0  
 5/3 at Colorado ..... L, 5-7  
 5/3 at Colorado ..... L, 1-4  
 5/4 at Colorado ..... W, 7-5  
 5/10 Missouri ..... L, 0-6  
 5/10 Missouri ..... L, 0-8  
 5/11 Missouri ..... L, 0-7  
 5/17 at Oklahoma State ..... L, 0-1  
 5/17 at Oklahoma State ..... L, 0-4  
 5/18 at Oklahoma State ..... L, 1-6

## 1964 (9-18, 7-14 Big Eight)

3/28 at Tulsa ..... W, 7-3  
 3/30 at Texas Lutheran ..... L, 2-5  
 4/1 at Houston ..... L, 1-10  
 4/2 at Houston ..... W, 11-9  
 4/3 at Houston ..... L, 2-11  
 4/4 at Houston ..... L, 1-3  
 4/10 Oklahoma ..... L, 1-6  
 4/10 Oklahoma ..... L, 1-6  
 4/11 Oklahoma ..... L, 2-12  
 4/17 Kansas ..... L, 4-8  
 4/17 Kansas ..... L, 1-9  
 4/18 Kansas ..... L, 7-9  
 4/24 Iowa State ..... L, 1-4  
 4/25 Iowa State ..... L, 0-4  
 4/25 Iowa State ..... L, 2-3  
 5/1 Colorado ..... W, 2-1  
 5/1 Colorado ..... W, 3-2  
 5/2 Colorado ..... W, 4-0  
 5/8 at Kansas State ..... L, 10-16  
 5/9 at Kansas State ..... W, 7-3  
 5/9 at Kansas State ..... W, 1-0  
 5/15 at Missouri ..... L, 0-9  
 5/15 at Missouri ..... L, 1-2  
 5/16 at Missouri ..... L, 2-4  
 5/25 Oklahoma State ..... W, 12-6  
 5/26 Oklahoma State ..... W, 9-4  
 5/26 Oklahoma State ..... W, 2-1

## 1965 (12-8, 12-6 Big Eight)

4/6 Morningside ..... L, 0-4  
 4/6 Morningside ..... L, 2-7  
 4/10 Missouri ..... W, 4-0  
 4/10 Missouri ..... W, 5-2  
 4/16 at Colorado ..... L, 2-3  
 4/16 at Colorado ..... W, 4-2  
 4/17 at Colorado ..... L, 2-3  
 4/23 Kansas State ..... L, 5-9  
 4/23 Kansas State ..... W, 3-2  
 4/30 Iowa State ..... W, 1-0  
 4/30 Iowa State ..... L, 0-3  
 5/1 Iowa State ..... L, 5-14  
 5/7 at Oklahoma State ..... W, 9-2  
 5/7 at Oklahoma State ..... W, 2-0

5/8 at Oklahoma State ..... L, 0-2  
 5/14 Oklahoma ..... W, 2-0  
 5/14 Oklahoma ..... W, 3-0  
 5/15 Oklahoma ..... W, 3-2  
 5/22 at Kansas ..... W, 8-1  
 5/22 at Kansas ..... L, 0-4

## 1966 (16-9, 12-8 Big Eight)

3/30 at Houston ..... L, 0-1  
 3/30 at Houston ..... W, 8-5  
 3/31 at Houston ..... W, 13-7  
 4/1 at Houston ..... W, 8-7  
 4/2 at Wichita State ..... W, 4-2  
 4/8 Kansas ..... W, 18-7  
 4/8 Kansas ..... W, 7-4  
 4/9 Kansas ..... W, 5-0  
 4/15 at Oklahoma ..... L, 0-3  
 4/15 at Oklahoma ..... W, 3-1  
 4/16 at Oklahoma ..... L, 3-4  
 4/22 Oklahoma State ..... W, 3-0  
 4/22 Oklahoma State ..... L, 0-7  
 4/23 Oklahoma State ..... L, 0-4  
 4/29 at Missouri ..... W, 8-4  
 4/30 at Missouri ..... L, 0-3  
 4/30 at Missouri ..... W, 1-0  
 5/6 at Kansas State ..... W, 9-4  
 5/6 at Kansas State ..... L, 0-7  
 5/7 at Kansas State ..... W, 14-4  
 5/13 Colorado ..... W, 1-0  
 5/13 Colorado ..... W, 6-2  
 5/21 at Iowa State ..... W, 6-4  
 5/21 at Iowa State ..... W, 1-0

## 1967 (8-16, 7-11 Big Eight)

3/27 at Rice ..... L, 1-10  
 3/28 at Rice ..... L, 2-4  
 3/30 at Houston ..... W, 16-2  
 3/30 at Houston ..... L, 3-6  
 3/31 at Houston Baptist ..... L, 6-9  
 4/1 at Houston ..... L, 4-7  
 4/7 Kansas State ..... L, 3-4  
 4/7 Kansas State ..... L, 0-4  
 4/8 Kansas State ..... L, 0-3  
 4/14 Iowa State ..... W, 5-3  
 4/15 Iowa State ..... W, 9-3  
 4/15 Iowa State ..... W, 2-0  
 4/21 at Oklahoma State ..... L, 1-3  
 4/21 at Oklahoma State ..... L, 1-4  
 4/22 at Oklahoma State ..... L, 0-3  
 4/28 Missouri ..... L, 3-6  
 4/28 Missouri ..... W, 4-1  
 4/29 Missouri ..... L, 3-14  
 5/12 at Kansas ..... W, 1-0  
 5/13 at Kansas ..... L, 6-7  
 5/13 at Kansas ..... W, 1-0  
 5/19 Oklahoma ..... W, 5-2  
 5/19 Oklahoma ..... L, 1-2  
 5/20 Oklahoma ..... L, 6-9

## 1968 (10-15-1, 7-13 Big Eight)

3/18 at Houston ..... T, 2-2  
 3/19 at Houston ..... W, 3-0  
 3/20 at Houston ..... L, 6-11  
 3/22 at St. Mary's, Texas ..... L, 8-11  
 3/23 at Houston ..... W, 5-2  
 3/23 at Houston ..... W, 5-2  
 4/5 at Oklahoma ..... L, 4-6  
 4/5 at Oklahoma ..... L, 4-5  
 4/6 at Oklahoma ..... W, 2-1  
 4/12 Kansas ..... W, 4-1  
 4/12 Kansas ..... W, 3-0  
 4/13 Kansas ..... L, 0-5  
 4/20 at Missouri ..... L, 0-1  
 4/20 at Missouri ..... L, 1-5  
 4/26 Colorado ..... L, 4-5  
 4/26 Colorado ..... W, 4-2  
 4/27 Colorado ..... W, 5-4  
 5/3 at Iowa State ..... L, 1-5  
 5/3 at Iowa State ..... L, 0-4  
 5/4 at Iowa State ..... W, 3-1  
 5/10 Oklahoma State ..... L, 1-5

5/10 Oklahoma State ..... L, 0-5  
 5/11 Oklahoma State ..... L, 3-4  
 5/17 at Kansas State ..... L, 9-10  
 5/17 at Kansas State ..... L, 4-10  
 5/18 at Kansas State ..... W, 8-5

## 1969 (9-15, 4-12 Big Eight)

3/18 at Houston ..... W, 3-1  
 3/19 vs. St. Thomas ..... W, 9-1  
 3/19 at Houston ..... L, 3-4  
 3/19 at Houston ..... L, 1-2  
 3/20 vs. St. Thomas ..... L, 2-3  
 3/20 at Houston ..... W, 10-2  
 3/21 at Houston ..... W, 7-6  
 3/22 at Houston ..... W, 4-2  
 4/11 Oklahoma ..... L, 3-6  
 4/11 Oklahoma ..... L, 0-1  
 4/12 Oklahoma ..... L, 1-3  
 4/19 at Kansas ..... W, 3-1  
 4/19 at Kansas ..... L, 2-3  
 4/25 Missouri ..... W, 4-0  
 4/25 Missouri ..... L, 2-6  
 4/26 Missouri ..... L, 1-4  
 5/2 at Oklahoma State ..... L, 2-3  
 5/2 at Oklahoma State ..... L, 0-1  
 5/3 at Oklahoma State ..... L, 2-6  
 5/9 Iowa State ..... L, 5-8  
 5/9 Iowa State ..... W, 3-2  
 5/9 Iowa State ..... L, 6-9  
 5/16 at Colorado ..... W, 11-6  
 5/16 at Colorado ..... L, 2-4

## 1970 (15-11, 11-8 Big Eight)

3/30 at Houston ..... W, 2-1  
 3/30 at Houston ..... L, 0-1  
 3/31 at Houston ..... L, 1-2  
 4/1 at Houston ..... W, 10-3  
 4/1 at Houston ..... W, 4-2  
 4/3 at Houston ..... L, 4-12  
 4/3 at Houston ..... W, 3-2  
 4/10 at Kansas State ..... W, 7-6  
 4/10 at Kansas State ..... L, 1-6  
 4/11 at Kansas State ..... W, 21-4  
 4/17 Oklahoma ..... L, 1-4  
 4/17 Oklahoma ..... W, 8-6  
 4/24 at Missouri ..... W, 3-2  
 4/25 at Missouri ..... L, 1-3  
 4/25 at Missouri ..... L, 2-4  
 5/2 Colorado ..... L, 2-3  
 5/2 Colorado ..... W, 3-2  
 5/8 Kansas ..... L, 1-3  
 5/8 Kansas ..... W, 3-2  
 5/9 Kansas ..... W, 7-6  
 5/15 at Oklahoma State ..... W, 4-2  
 5/15 at Oklahoma State ..... W, 4-3  
 5/15 at Oklahoma State ..... W, 5-3  
 5/20 at Iowa State ..... L, 1-4  
 5/20 at Iowa State ..... W, 2-0  
 5/21 at Iowa State ..... L, 3-9

## 1971 (10-20, 7-13 Big Eight)

3/29 at Houston ..... W, 9-3  
 3/29 at Houston ..... L, 0-1  
 3/30 at Houston ..... L, 5-6  
 3/31 at Houston ..... L, 2-4  
 4/2 at Houston ..... L, 1-6  
 4/2 at Houston ..... W, 4-3  
 4/3 at Houston ..... L, 2-4  
 4/3 at Houston ..... L, 2-3  
 4/9 at Colorado ..... L, 1-5  
 4/9 at Colorado ..... W, 5-4  
 4/10 at Colorado ..... L, 1-5  
 4/12 South Dakota State ..... L, 5-10  
 4/12 South Dakota State ..... W, 10-4  
 4/17 Kansas State ..... L, 1-7  
 4/17 Kansas State ..... W, 2-0  
 4/18 Kansas State ..... L, 5-6  
 4/23 at Kansas ..... W, 6-1  
 4/23 at Kansas ..... L, 0-15  
 4/24 at Kansas ..... W, 15-7  
 4/30 Oklahoma State ..... L, 1-5

# YEAR-BY-YEAR RESULTS

4/30 Oklahoma State ..... W, 9-0  
 5/1 Oklahoma State ..... W, 3-1  
 5/7 at Oklahoma ..... L, 1-3  
 5/7 at Oklahoma ..... L, 1-12  
 5/8 at Oklahoma ..... L, 0-1  
 5/14 Missouri ..... W, 2-1  
 5/14 Missouri ..... L, 2-7  
 5/15 Missouri ..... L, 7-11  
 5/23 Iowa State ..... L, 0-3  
 5/23 Iowa State ..... L, 7-8

**1972**

**(12-17, 8-11 Big Eight)**

3/22 at Oral Roberts ..... L, 0-1  
 3/22 at Oral Roberts ..... W, 3-1  
 3/23 at Oral Roberts ..... L, 0-2  
 3/23 at Oral Roberts ..... W, 3-2  
 3/25 at Houston ..... L, 1-2  
 3/25 at Houston ..... W, 6-4  
 3/27 at Houston ..... L, 10-12  
 3/28 at Houston ..... L, 3-4  
 3/28 at Houston ..... W, 4-3  
 3/29 at Houston ..... L, 2-5  
 3/31 at Oklahoma State ..... L, 0-7  
 3/31 at Oklahoma State ..... L, 0-2  
 4/1 at Oklahoma State ..... L, 2-9  
 4/8 Kansas ..... L, 2-3  
 4/8 Kansas ..... W, 3-2  
 4/9 Kansas ..... L, 1-3  
 4/14 at Missouri ..... W, 13-2  
 4/14 at Missouri ..... L, 0-9  
 4/15 at Missouri ..... W, 7-1  
 4/21 Colorado ..... W, 9-8  
 4/21 Colorado ..... W, 11-3  
 4/22 Colorado ..... W, 4-0  
 4/29 at Kansas State ..... L, 1-3  
 4/29 at Kansas State ..... L, 1-2  
 5/5 Oklahoma ..... W, 9-5  
 5/5 Oklahoma ..... W, 2-0  
 5/19 at Iowa State ..... L, 0-3  
 5/20 at Iowa State ..... L, 1-2  
 5/20 at Iowa State ..... W, 8-4

**1973**

**(15-14-1, 7-11 Big Eight)**

3/20 at Centenary ..... W, 7-2  
 3/20 at Centenary ..... W, 6-2  
 3/22 at Louisiana Tech ..... W, 3-2  
 3/22 at Louisiana Tech ..... L, 3-8  
 3/23 at Louisiana Tech ..... L, 0-5  
 3/23 at Louisiana Tech ..... T, 6-6  
 4/6 at Kansas ..... W, 5-3  
 4/6 at Kansas ..... W, 13-6  
 4/7 at Kansas ..... L, 0-2  
 4/13 Oklahoma State ..... L, 0-6  
 4/13 Oklahoma State ..... L, 2-4  
 4/14 Oklahoma State ..... L, 2-11  
 4/17 Nebraska-Omaha ..... W, 9-0  
 4/17 Nebraska-Omaha ..... W, 12-3  
 4/20 at Colorado ..... L, 0-2  
 4/20 at Colorado ..... W, 2-1  
 4/21 at Colorado ..... W, 7-4  
 4/24 Creighton ..... W, 6-1  
 4/24 Creighton ..... L, 1-7  
 4/27 Kansas State ..... L, 0-2  
 4/27 Kansas State ..... W, 7-0  
 4/28 Kansas State ..... W, 9-8  
 5/4 at Oklahoma ..... L, 0-1  
 5/4 at Oklahoma ..... L, 0-11  
 5/5 at Oklahoma ..... L, 4-5  
 5/12 Friends University ..... W, 8-5  
 5/12 Friends University ..... W, 11-2  
 5/17 Missouri ..... L, 0-1  
 5/17 Missouri ..... L, 0-2  
 5/18 Missouri ..... W, 5-1

**1974**

**(13-27, 4-16 Big Eight)**

3/18 at McLennan CC ..... W, 5-0  
 3/18 at McLennan CC ..... W, 9-6  
 3/19 at TCU ..... L, 6-14  
 3/19 at TCU ..... L, 3-10  
 3/20 at SMU ..... L, 9-10  
 3/22 at Hardin-Simmons ..... L, 3-7

3/22 at Hardin-Simmons ..... L, 3-5  
 3/23 at Abilene Christian ..... L, 0-3  
 3/26 at Texas Wesleyan ..... L, 0-4  
 3/26 at Texas Wesleyan ..... L, 1-11  
 3/29 at Kansas State ..... L, 2-3  
 3/29 at Kansas State ..... L, 5-7  
 3/20 at Kansas State ..... L, 4-6  
 4/2 Morningside ..... W, 8-5  
 4/2 Morningside ..... W, 4-3  
 4/5 Oklahoma ..... L, 1-3  
 4/5 Oklahoma ..... L, 3-4  
 4/6 Oklahoma ..... L, 3-8  
 4/9 NW Missouri State ..... W, 9-5  
 4/9 NW Missouri State ..... W, 8-3  
 4/13 at Iowa State ..... L, 0-4  
 4/13 at Iowa State ..... L, 3-10  
 4/16 Creighton ..... L, 5-7  
 4/16 Creighton ..... L, 5-6  
 4/19 at Missouri ..... L, 0-12  
 4/19 at Missouri ..... L, 3-15  
 4/20 at Missouri ..... W, 7-3  
 4/23 Nebraska-Omaha ..... L, 0-3  
 4/23 Nebraska-Omaha ..... L, 4-5  
 4/26 Colorado ..... L, 1-2  
 4/27 Colorado ..... L, 0-5  
 4/27 Colorado ..... L, 6-8  
 4/30 Drake ..... W, 8-3  
 4/30 Drake ..... L, 5-6  
 5/3 Kansas ..... L, 0-1  
 5/3 Kansas ..... W, 10-1  
 5/4 Kansas ..... W, 5-4  
 5/11 Friends University ..... W, 6-0  
 5/11 Friends University ..... W, 9-0  
 5/14 at Oklahoma State ..... L, 0-2  
 5/14 at Oklahoma State ..... L, 1-5  
 5/15 at Oklahoma State ..... W, 9-3

**1975**

**(13-20, 7-8 Big Eight)**

3/20 at Oral Roberts ..... L, 1-2  
 3/20 at Oral Roberts ..... L, 0-8  
 3/21 at Oral Roberts ..... L, 1-9  
 3/21 at Oral Roberts ..... L, 1-4  
 3/22 at Oral Roberts ..... W, 3-2  
 3/22 at Oral Roberts ..... L, 0-4  
 3/24 at Arkansas ..... L, 6-15  
 3/24 at Arkansas ..... L, 4-10  
 3/25 at Arkansas ..... W, 5-4  
 3/25 at Arkansas ..... L, 2-4  
 4/5 Oklahoma State ..... W, 3-2  
 4/5 Oklahoma State ..... W, 7-4  
 4/6 Oklahoma State ..... W, 5-4  
 4/11 Missouri ..... W, 7-4  
 4/11 Missouri ..... W, 8-6  
 4/12 Missouri ..... L, 6-9  
 4/21 Dana ..... W, 4-3  
 4/21 Dana ..... L, 1-3  
 4/22 Nebraska-Omaha ..... W, 7-6  
 4/22 Nebraska-Omaha ..... L, 4-6  
 4/25 Iowa State ..... L, 0-4  
 4/25 Iowa State ..... L, 8-13  
 4/26 Iowa State ..... L, 0-1  
 4/29 Washburn ..... W, 6-0  
 4/29 Washburn ..... W, 7-6  
 5/3 Kansas State ..... L, 6-9  
 5/4 Kansas State ..... W, 14-12  
 5/4 Kansas State ..... W, 11-1  
 5/9 Nebraska-Omaha ..... L, 1-3  
 5/10 Nebraska-Omaha ..... L, 1-3  
 5/14 at Oklahoma ..... L, 2-4  
 5/14 at Oklahoma ..... L, 0-1  
 5/15 at Oklahoma ..... L, 1-4

**1976**

**(21-24-1, 0-2 Big Eight)**

3/16 at Houston ..... L, 0-1  
 3/16 at Houston ..... L, 0-2  
 3/17 at Houston ..... L, 0-1  
 3/17 at Houston ..... L, 0-3  
 3/19 at Rice ..... L, 3-4  
 3/19 at Rice ..... W, 2-1  
 3/20 at Rice ..... L, 0-1  
 3/20 at Rice ..... W, 2-0  
 3/22 at Lamar ..... L, 3-7

3/22 at Lamar ..... L, 3-4  
 3/23 at Lamar ..... L, 0-8  
 3/23 at Lamar ..... L, 1-9  
 3/31 St. Cloud State ..... W, 4-2  
 3/31 St. Cloud State ..... W, 2-0  
 4/1 Concordia, Neb. .... W, 13-3  
 4/1 Concordia, Neb. .... W, 12-3  
 4/2 at Kansas ..... L, 0-9  
 4/3 at Kansas ..... L, 6-7  
 4/3 at Kansas ..... W, 4-3  
 4/6 at Kansas State ..... W, 5-2  
 4/6 at Kansas State ..... L, 2-6  
 4/9 Wayne State ..... W, 1-0  
 4/9 Wayne State ..... L, 2-6  
 4/10 Morningside ..... W, 3-0  
 4/10 Morningside ..... L, 5-10  
 4/11 at Kansas State ..... L, 2-5  
 4/11 at Kansas State ..... W, 2-1  
 4/13 at Creighton ..... L, 2-4  
 4/13 at Creighton ..... W, 10-3  
 4/14 Creighton ..... L, 0-6  
 4/14 Creighton ..... T, 4-4  
 4/19 Kearney State ..... L, 0-1  
 4/19 Kearney State ..... W, 6-5  
 4/21 at Nebraska-Omaha ..... L, 2-3  
 4/21 at Nebraska-Omaha ..... W, 6-3  
 4/23 Kansas ..... W, 4-2  
 4/26 Dana ..... W, 4-0  
 4/26 Dana ..... W, 9-6  
 4/29 Missouri Western ..... L, 1-2  
 4/29 Missouri Western ..... W, 12-7  
 5/1 Nebraska-Omaha ..... W, 11-3  
 5/1 Nebraska-Omaha ..... L, 0-1  
 5/4 Kearney State ..... W, 6-5  
 5/4 Kearney State ..... W, 9-2

**BIG EIGHT TOURNAMENT**

**at Oklahoma City, Okla.**

5/8 Iowa State ..... L, 7-8  
 5/9 Oklahoma ..... L, 5-15

**1977**

**(29-13, 5-7 Big Eight)**

3/21 at Baylor ..... L, 0-2  
 3/21 at Baylor ..... W, 1-0  
 3/22 at Baylor ..... L, 3-12  
 3/22 at Baylor ..... L, 4-6  
 3/23 at Austin College ..... W, 8-0  
 3/23 at Austin College ..... W, 4-0  
 3/24 vs. SW Minnesota State ..... W, 10-2  
 3/24 vs. Dallas ..... W, 8-1  
 3/25 at Dallas Baptist ..... W, 2-1  
 3/25 at Dallas Baptist ..... L, 3-4  
 3/29 St. Cloud State ..... W, 11-7  
 4/2 Buena Vista ..... W, 4-2  
 4/2 Buena Vista ..... W, 6-0  
 4/4 Wayne State ..... W, 6-1  
 4/4 Wayne State ..... W, 14-3  
 4/8 Morningside ..... W, 9-7  
 4/8 Morningside ..... W, 7-3  
 4/9 Nebraska-Omaha ..... W, 5-0  
 4/9 Nebraska-Omaha ..... W, 7-0  
 4/12 at Creighton ..... W, 9-1  
 4/12 at Creighton ..... W, 9-1  
 4/14 Wayne State ..... W, 6-5  
 4/15 at Missouri ..... L, 0-5  
 4/15 at Missouri ..... L, 2-3  
 4/16 at Missouri ..... L, 4-14  
 4/16 at Missouri ..... L, 8-10  
 4/19 Nebraska-Omaha ..... L, 1-4  
 4/19 Nebraska-Omaha ..... W, 8-5  
 4/22 at Kansas ..... W, 7-3  
 4/22 at Kansas ..... L, 4-6  
 4/23 at Kansas ..... W, 15-6  
 4/23 at Kansas ..... L, 9-10  
 4/27 Missouri Western ..... W, 13-5  
 4/27 Missouri Western ..... W, 13-3  
 4/29 Iowa State ..... W, 4-2  
 4/29 Iowa State ..... W, 6-4  
 4/30 Iowa State ..... W, 8-5  
 4/30 Iowa State ..... L, 2-5  
 5/3 Creighton ..... W, 6-4  
 5/3 Creighton ..... L, 0-3  
 5/7 Dana ..... W, 9-0

5/7 Dana ..... W, 7-0

**1978**

**(36-20, 7-7 Big Eight)**

3/12 at Dallas University ..... W, 3-0  
 3/12 at Dallas University ..... W, 7-0  
 3/14 at SMU ..... W, 11-5  
 3/14 at SMU ..... L, 5-7  
 3/15 at Austin College ..... W, 9-5  
 3/15 at Austin College ..... W, 21-0  
 3/16 at North Texas State ..... W, 13-5  
 3/16 at North Texas State ..... W, 17-1  
 3/17 at Sam Houston ..... L, 2-4  
 3/17 at Sam Houston ..... L, 1-3  
 3/19 at Lamar ..... L, 1-5  
 3/19 at Lamar ..... L, 4-9  
 3/19 at Rice ..... W, 14-7  
 3/19 at Rice ..... W, 7-2  
 3/22 at NW Louisiana ..... L, 2-3  
 3/22 at NW Louisiana ..... L, 3-5  
 3/23 at Houston ..... L, 3-5  
 3/28 St. Cloud State ..... L, 6-15  
 3/28 St. Cloud State ..... W, 4-2  
 3/28 St. Cloud State ..... L, 4-6  
 3/29 St. Cloud State ..... W, 7-4  
 3/29 St. Cloud State ..... W, 9-4  
 3/30 Buena Vista ..... W, 11-10  
 3/30 Buena Vista ..... W, 9-8  
 3/31 at Kansas State ..... W, 15-6  
 3/31 at Kansas State ..... L, 5-11  
 4/1 Kansas State ..... W, 5-3  
 4/1 Kansas State ..... W, 3-0  
 4/4 at Hawaii ..... W, 2-1  
 4/4 at Hawaii ..... W, 5-3  
 4/6 at Hawaii ..... W, 7-2  
 4/6 at Hawaii ..... L, 2-5  
 4/7 at Hawaii ..... L, 2-6  
 4/10 Creighton ..... W, 6-5  
 4/11 at Creighton ..... W, 11-10  
 4/14 Missouri ..... L, 4-5  
 4/14 Missouri ..... L, 0-2  
 4/17 Dana ..... W, 10-0  
 4/17 Dana ..... W, 12-2  
 4/21 Kansas ..... L, 2-4  
 4/21 Kansas ..... W, 8-4  
 4/22 Kansas ..... W, 21-2  
 4/22 Kansas ..... L, 3-8  
 4/25 at Creighton ..... W, 14-3  
 4/25 at Creighton ..... L, 4-5  
 4/26 Wayne State ..... W, 4-3  
 4/26 Wayne State ..... W, 11-2  
 4/28 at Iowa State ..... L, 2-8  
 4/28 at Iowa State ..... L, 0-1  
 4/29 at Iowa State ..... W, 9-1  
 4/29 at Iowa State ..... W, 7-3  
 5/2 Morningside ..... W, 14-2  
 5/2 Morningside ..... W, 4-3  
 5/4 Fort Hays State ..... W, 2-1  
 5/4 Fort Hays State ..... W, 10-3  
 5/13 Creighton ..... W, 7-4

**1979**

**(49-15, 14-6 Big Eight)**

**NCAA Tournament**

3/11 Missouri Western ..... W, 13-3  
 3/11 Missouri Western ..... W, 9-1  
 3/12 Missouri Western ..... W, 3-1  
 3/12 Missouri Western ..... W, 9-6  
 3/13 Missouri Western ..... W, 5-1  
 3/13 Missouri Western ..... W, 9-5  
 3/14 Buena Vista ..... W, 15-1  
 3/14 Buena Vista ..... W, 12-0  
 3/15 South Dakota ..... W, 9-0  
 3/15 South Dakota ..... W, 6-0  
 3/18 at Pepperdine ..... W, 3-2  
 3/21 vs. Utah ..... W, 8-5  
 3/22 at USC ..... W, 6-3  
 3/25 vs. Cal Poly Pomona ..... W, 7-0  
 3/25 at Hawaii ..... L, 1-2  
 3/26 at Hawaii-Hilo ..... W, 18-0  
 3/27 vs. Tokai-Japan (exh.) ..... W, 5-4  
 3/28 at Hawaii-Hilo ..... L, 7-8  
 3/29 vs. Tokai-Japan (exh.) ..... L, 2-3  
 3/29 at Hawaii ..... L, 1-11



# YEAR-BY-YEAR RESULTS

3/30	vs. Cal Poly Pomona.....	L, 1-9
4/4	Creighton .....	W, 10-8
4/4	Creighton .....	W, 15-3
4/7	at Colorado .....	W, 7-5
4/7	at Colorado .....	W, 4-1
4/9	at Kansas State.....	W, 3-1
4/9	at Kansas State.....	W, 2-0
4/11	at Nebraska-Omaha .....	W, 5-0
4/11	at Nebraska-Omaha .....	W, 4-1
4/12	Fort Hays State.....	L, 4-5
4/12	Fort Hays State.....	W, 11-0
4/14	Oklahoma State .....	L, 2-7
4/14	Oklahoma State .....	W, 8-6
4/16	Oklahoma.....	W, 5-0
4/16	Oklahoma.....	W, 9-1
4/17	Wayne State.....	W, 2-1
4/17	Wayne State.....	W, 11-0
4/18	Augustana .....	W, 5-0
4/18	Augustana .....	W, 11-1
4/21	Iowa State .....	W, 3-0
4/21	Iowa State .....	W, 7-1
4/22	Iowa State .....	W, 3-0
4/22	Iowa State .....	W, 10-4
4/23	Dana.....	W, 7-1
4/23	Dana.....	W, 10-0
4/24	Morningside.....	W, 7-2
4/24	Morningside.....	W, 12-0
4/27	at Missouri.....	W, 7-5
4/27	at Missouri.....	L, 5-10
4/28	at Missouri.....	L, 0-13
4/28	at Missouri.....	L, 4-6
5/1	Nebraska-Omaha.....	W, 4-2
5/1	Nebraska-Omaha.....	W, 20-5
5/4	at Kansas.....	L, 2-3
5/4	at Kansas.....	L, 1-3
5/5	at Kansas.....	W, 4-1
5/5	at Kansas.....	W, 3-2 (10)
5/12	at Nebraska-Omaha.....	W, 2-1
5/12	at Nebraska-Omaha.....	W, 9-8

## BIG EIGHT TOURNAMENT at Oklahoma City, Okla.

5/16	Oklahoma.....	L, 6-7
5/17	Oklahoma State .....	W, 7-6 (10)
5/18	Missouri.....	W, 22-6
5/19	Oklahoma.....	L, 7-9

## NCAA NORTHEAST REGIONAL at Annapolis, Md.

5/26	St. John's.....	L, 0-5
5/26	Navy.....	W, 13-4
5/27	Connecticut.....	L, 0-15

## 1980 (49-15, 16-4 Big Eight) NCAA Tournament

2/21	vs. San Diego.....	W, 16-9
2/22	vs. UC-Irvine.....	W, 5-3
2/22	at UNLV.....	L, 2-4
2/23	vs. Cal St. Northridge.....	L, 3-11
2/23	vs. New Mexico.....	W, 8-5
3/9	Augustana.....	W, 15-1
3/9	Augustana.....	W, 28-3
3/10	Augustana.....	W, 7-1
3/10	Augustana.....	W, 9-2
3/11	Buena Vista.....	W, 17-0
3/11	Buena Vista.....	W, 8-2
3/14	Augustana.....	W, 12-0
3/14	Augustana.....	W, 8-0
3/15	Wayne State.....	W, 8-3
3/15	Wayne State.....	W, 9-2
3/19	Wayne State.....	W, 12-1
3/19	Wayne State.....	W, 11-0
3/21	at S. Calif. College.....	L, 2-3
3/23	vs. Eastern Michigan.....	W, 9-8
3/25	vs. Seton Hall.....	W, 6-2
3/26	vs. Eastern Michigan.....	W, 6-1
3/26	vs. Brigham Young.....	L, 6-19
3/27	vs. Cal-Riverside.....	L, 3-5
3/28	vs. Meiji, Japan (exh.).....	W, 11-2
3/28	vs. Washington.....	W, 12-11
3/29	vs. Santa Clara.....	L, 11-12
3/30	vs. Pepperdine.....	L, 4-5
4/5	Colorado.....	W, 15-0

4/5	Colorado.....	W, 5-1
4/7	Kansas State.....	W, 8-7
4/7	Kansas State.....	W, 5-0
4/9	Creighton.....	W, 1-0
4/9	Creighton.....	W, 5-1
4/10	Morningside.....	W, 9-0
4/10	Morningside.....	W, 9-0
4/12	at Oklahoma State.....	L, 3-4
4/12	at Oklahoma State.....	L, 1-3
4/14	at Oklahoma.....	L, 5-6
4/14	at Oklahoma.....	W, 9-6
4/16	at Creighton.....	W, 13-1
4/16	at Creighton.....	W, 5-0
4/18	at Iowa State.....	W, 2-1
4/18	at Iowa State.....	W, 6-2
4/19	at Iowa State.....	W, 5-4
4/19	at Iowa State.....	W, 8-2
4/22	Nebraska-Omaha.....	W, 13-3
4/22	Nebraska-Omaha.....	W, 10-3
4/25	Missouri.....	L, 0-3
4/25	Missouri.....	W, 2-1
4/26	Missouri.....	W, 1-0
4/26	Missouri.....	W, 2-1
4/29	at Nebraska-Omaha.....	W, 9-5
4/29	at Nebraska-Omaha.....	W, 13-5
5/2	Kansas.....	W, 2-1
5/2	Kansas.....	W, 11-7
5/3	Kansas.....	W, 3-0
5/3	Kansas.....	W, 10-8

## BIG EIGHT TOURNAMENT at Oklahoma City, Okla.

5/10	Oklahoma.....	W, 13-6
5/11	Oklahoma State.....	W, 12-5
5/13	Missouri.....	L, 0-9
5/14	Missouri.....	L, 3-5

## NCAA MIDWEST REGIONAL at Ann Arbor, Mich.

5/22	Brigham Young.....	W, 12-0
5/23	Michigan.....	L, 0-7
5/24	Brigham Young.....	W, 12-4
5/24	Michigan.....	L, 3-12

## 1981 (42-22, 11-11 Big Eight)

2/19	Missouri Western.....	W, 5-3
2/19	Missouri Western.....	W, 10-3
2/20	Missouri Western.....	W, 9-3
2/20	Missouri Western.....	W, 18-6
3/11	Benedictine.....	W, 10-6
3/11	Benedictine.....	W, 8-4
3/13	Augustana.....	W, 12-1
3/13	Augustana.....	W, 5-2
3/16	at UNLV.....	L, 5-7
3/17	at UNLV.....	L, 6-7
3/19	at Chaminade.....	W, 6-1
3/19	at Chaminade.....	W, 11-6
3/20	vs. Tulane.....	L, 1-4
3/21	at Chaminade.....	W, 10-2
3/21	at Chaminade.....	W, 5-0
3/22	vs. Nittaeiai (exh.).....	L, 6-8
3/22	vs. Hawaii.....	L, 2-5
3/23	vs. Cal St. Northridge.....	L, 5-11
3/24	vs. Nittaeiai (exh.).....	W, 3-0
3/25	vs. Santa Clara.....	L, 8-9
3/26	vs. Cal St. Northridge.....	L, 5-8
3/26	at Hawaii.....	L, 4-6
3/27	vs. Santa Clara.....	L, 6-8
4/1	Creighton.....	W, 8-7
4/1	Creighton.....	W, 8-2
4/4	Oklahoma.....	L, 2-5
4/4	Oklahoma.....	W, 15-10
4/5	Oklahoma.....	W, 5-0
4/5	Oklahoma.....	W, 6-4
4/8	Kearney State.....	W, 4-0
4/8	Kearney State.....	W, 8-1
4/12	at Kansas.....	W, 1-0
4/12	at Kansas.....	L, 4-6
4/13	at Kansas.....	L, 4-5
4/13	at Kansas.....	L, 1-7
4/14	at Nebraska-Omaha.....	W, 10-2
4/14	at Nebraska-Omaha.....	W, 7-1
4/15	Wayne State.....	W, 11-10

4/15	Wayne State.....	W, 15-3
4/18	Iowa State.....	W, 5-3
4/18	Iowa State.....	W, 2-1
4/19	Iowa State.....	L, 4-6
4/19	Iowa State.....	W, 5-2
4/21	Morningside.....	W, 6-4
4/21	Morningside.....	W, 9-0
4/25	at Kansas State.....	W, 11-10
4/25	at Kansas State.....	W, 10-3
4/26	at Kansas State.....	L, 8-12
4/26	at Kansas State.....	L, 5-6
4/28	Dana.....	W, 7-3
4/28	Dana.....	W, 12-0
4/29	at Creighton.....	W, 5-3
4/29	at Creighton.....	W, 9-8
5/2	Missouri.....	L, 2-5
5/2	Missouri.....	W, 9-5
5/3	Missouri.....	L, 0-13
5/3	Missouri.....	W, 4-0
5/7	Nebraska-Omaha.....	W, 8-2
5/7	Nebraska-Omaha.....	W, 6-3
5/11	at Oklahoma State.....	L, 2-3
5/11	at Oklahoma State.....	L, 3-4

## BIG EIGHT TOURNAMENT at Oklahoma City, Okla.

5/14	Missouri.....	W, 9-4
5/15	Oklahoma State.....	L, 5-7
5/17	Missouri.....	W, 8-7
5/18	Oklahoma State.....	W, 6-2
5/19	Oklahoma State.....	L, 1-3

## 1982 (44-13, 15-5 Big Eight)

2/24	at UNLV.....	L, 7-8
2/24	at UNLV.....	L, 3-12
2/25	at Long Beach State.....	W, 5-3
2/26	at Cal St. Northridge.....	W, 7-1
2/27	at San Diego State.....	L, 6-8
3/6	Sioux Falls College.....	W, 6-0
3/6	Sioux Falls College.....	W, 6-1
3/15	vs. Michigan.....	W, 7-4
3/16	at UTEP.....	W, 6-2
3/17	vs. Central Michigan.....	W, 11-4
3/20	vs. Morningside.....	W, 12-5
3/20	at Pan American.....	W, 3-1
3/21	vs. Central Michigan.....	W, 2-0
3/21	vs. Michigan State.....	W, 12-5
3/22	vs. Michigan State.....	W, 7-1
3/23	vs. Michigan.....	L, 1-4
3/25	North Dakota State.....	W, 19-0
3/25	North Dakota State.....	W, 20-0
3/27	Oklahoma State.....	L, 2-4
3/27	Oklahoma State.....	W, 4-3
3/28	Oklahoma State.....	W, 11-4
3/28	Oklahoma State.....	L, 10-11
3/31	Kearney State.....	W, 12-0
3/31	Kearney State.....	W, 3-1
4/3	at Missouri.....	L, 0-15
4/3	at Missouri.....	L, 6-7
4/4	at Missouri.....	W, 4-1
4/4	at Missouri.....	W, 11-1
4/6	Nebraska-Omaha.....	W, 7-1
4/6	Nebraska-Omaha.....	W, 7-1
4/9	Kansas State.....	W, 12-3
4/9	Kansas State.....	W, 3-2
4/10	Kansas State.....	W, 9-3
4/10	Kansas State.....	W, 12-6
4/13	NW Missouri State.....	W, 4-3
4/14	at Creighton.....	L, 4-5
4/14	at Creighton.....	W, 11-4
4/17	at Iowa State.....	W, 9-4
4/17	at Iowa State.....	L, 11-12
4/18	at Iowa State.....	W, 7-2
4/18	at Iowa State.....	W, 11-10
4/20	at Nebraska-Omaha.....	W, 9-4
4/20	at Nebraska-Omaha.....	W, 18-8
4/21	Wayne State.....	W, 7-0
4/21	Wayne State.....	W, 4-2
4/24	Kansas.....	W, 7-5
4/24	Kansas.....	W, 7-0
4/25	Kansas.....	W, 9-1
4/25	Kansas.....	W, 8-3
4/28	Belleue College.....	W, 16-3

5/2	Creighton.....	L, 6-8
5/3	Kearney State.....	W, 11-0
5/9	Creighton.....	W, 10-9
5/10	Wayne State.....	W, 15-3

## BIG EIGHT TOURNAMENT at Oklahoma City, Okla.

5/13	Oklahoma.....	L, 8-12
5/14	Missouri.....	W, 10-5
5/14	Oklahoma.....	L, 2-8

## 1983 (44-15, 8-10 Big Eight)

3/7	Briar Cliff.....	W, 10-2
3/7	Briar Cliff.....	W, 5-1
3/8	Benedictine.....	W, 10-0
3/8	Benedictine.....	W, 13-0
3/11	at New Mexico.....	W, 10-3
3/12	vs. Colorado State.....	W, 10-2
3/12	at New Mexico.....	W, 7-0
3/13	at Colorado State.....	W, 5-4
3/13	at Colorado State.....	W, 5-4
3/14	at Lubbock Christian.....	W, 9-5
3/14	at Lubbock Christian.....	W, 8-5
3/15	at New Mexico.....	W, 6-1
3/17	vs. Lubbock Christian.....	W, 6-5
3/17	vs. Wyoming.....	W, 14-3
3/19	vs. Bradley.....	W, 7-3
3/19	vs. New Mexico.....	W, 5-0
3/21	vs. SIU-Edwardsville.....	W, 14-3
3/21	vs. Delaware.....	W, 15-4
3/24	St. Cloud State.....	W, 12-3
3/24	St. Cloud State.....	W, 8-3
3/31	South Dakota.....	W, 7-2
3/31	South Dakota.....	W, 12-3
4/3	at Kansas State.....	W, 5-2
4/3	at Kansas State.....	W, 3-0
4/7	Kearney State.....	W, 7-1
4/7	Kearney State.....	W, 11-1
4/10	Iowa State.....	L, 8-13
4/10	Iowa State.....	L, 8-9
4/11	Iowa State.....	W, 11-7
4/11	Iowa State.....	W, 7-2
4/12	NW Missouri State.....	W, 4-1
4/12	NW Missouri State.....	W, 8-4
4/16	at Kansas.....	W, 15-4
4/16	at Kansas.....	L, 7-8
4/17	at Kansas.....	L, 2-3
4/17	at Kansas.....	W, 15-1
4/19	Nebraska-Omaha.....	W, 5-3
4/19	Nebraska-Omaha.....	W, 5-1
4/21	at Nebraska-Omaha.....	W, 5-0
4/21	at Nebraska-Omaha.....	W, 8-1
4/23	Oklahoma.....	W, 3-1
4/23	Oklahoma.....	W, 7-4
4/24	Oklahoma.....	L, 3-4
4/24	Oklahoma.....	L, 5-10
4/27	at Creighton.....	W, 11-9
4/27	at Creighton.....	L, 5-6
4/30	at Wichita State.....	W, 12-2
5/1	at Wichita State.....	L, 4-5
5/1	at Wichita State.....	L, 5-10
5/6	Central Missouri State.....	W, 3-2
5/6	Central Missouri State.....	W, 15-3
5/7	at Oklahoma State.....	L, 4-16
5/7	at Oklahoma State.....	L, 2-5
5/8	at Oklahoma State.....	L, 2-3
5/8	at Oklahoma State.....	L, 1-4

## BIG EIGHT TOURNAMENT at Oklahoma City, Okla.

5/10	Missouri.....	W, 10-9
5/12	Oklahoma State.....	L, 6-9
5/15	Kansas.....	W, 3-2
5/15	Oklahoma.....	L, 1-2

## 1984 (46-20, 15-6 Big Eight)

3/1	Wayne State.....	W, 12-2
3/1	Wayne State.....	W, 11-1
3/3	Kearney State.....	W, 10-2
3/3	Kearney State.....	W, 3-0
3/4	Kearney State.....	W, 26-4
3/7	at USC.....	W, 9-6

# YEAR-BY-YEAR RESULTS

3/8	at Cal State Fullerton	.....	L, 7-9
3/9	at Long Beach State	.....	W, 6-1
3/10	at Long Beach State	.....	L, 9-10
3/10	at Long Beach State	.....	L, 2-7
3/12	at Hawaii Pacific	.....	W, 3-2
3/12	at Hawaii Pacific	.....	W, 4-0
3/13	at Hawaii Pacific	.....	W, 5-0
3/13	at Hawaii Pacific	.....	W, 5-0
3/14	at Hawaii-Hilo	.....	W, 5-2
3/14	at Hawaii-Hilo	.....	L, 0-1
3/15	at Hawaii	.....	L, 3-11
3/16	at Hawaii	.....	L, 1-2
3/16	at Hawaii	.....	L, 4-10
3/17	vs. Liberty Baptist	.....	W, 6-3
3/17	at Hawaii	.....	W, 12-1
3/19	at UNLV	.....	L, 1-2
3/20	at UNLV	.....	W, 15-4
3/24	at Missouri	.....	W, 8-0
3/25	at Missouri	.....	W, 6-1
3/25	at Missouri	.....	W, 7-2
3/29	Mankato State	.....	W, 12-2
3/29	Mankato State	.....	W, 10-1
3/31	Kansas State	.....	W, 6-1
3/31	Kansas State	.....	W, 12-2
4/1	Kansas State	.....	W, 6-0
4/1	Kansas State	.....	W, 4-1
4/4	Creighton	.....	W, 14-1
4/4	Creighton	.....	L, 2-4
4/7	at Iowa State	.....	L, 2-4
4/7	at Iowa State	.....	W, 9-6
4/11	NW Missouri State	.....	W, 12-0
4/11	NW Missouri State	.....	W, 9-5
4/14	Kansas	.....	W, 5-2
4/14	Kansas	.....	W, 5-0
4/15	Kansas	.....	W, 4-1
4/15	Kansas	.....	W, 3-1
4/18	Missouri Western	.....	W, 8-2
4/18	Missouri Western	.....	W, 6-4
4/21	at Oklahoma	.....	W, 27-16
4/21	at Oklahoma	.....	L, 1-7
4/22	at Oklahoma	.....	W, 4-2
4/22	at Oklahoma	.....	L, 0-6
4/24	Northwestern (Iowa)	.....	W, 7-2
4/24	Northwestern (Iowa)	.....	W, 16-0
4/25	at Creighton	.....	W, 11-0
4/25	at Creighton	.....	L, 2-4
4/26	Wichita State	.....	W, 9-8
4/26	Wichita State	.....	L, 2-4
4/30	Nebraska-Omaha	.....	W, 8-0
4/30	Nebraska-Omaha	.....	L, 2-3
5/1	Nebraska-Omaha	.....	W, 10-3
5/2	Kearney State	.....	W, 7-0
5/2	Kearney State	.....	W, 8-0
5/5	Oklahoma State	.....	L, 1-11
5/5	Oklahoma State	.....	W, 4-0
5/6	Oklahoma State	.....	L, 4-5
5/6	Oklahoma State	.....	L, 2-3

## BIG EIGHT TOURNAMENT at Oklahoma City, Okla.

5/10	Oklahoma	.....	W, 15-7
5/11	Oklahoma State	.....	L, 3-7
5/12	Oklahoma	.....	L, 3-5

## 1985 (45-24, 16-6 Big Eight) NCAA Tournament

3/2	at Oklahoma City	.....	W, 5-4
3/2	at Oklahoma City	.....	W, 6-5
3/3	at Oklahoma City	.....	L, 3-6
3/3	at Oklahoma City	.....	W, 11-5
3/5	Kearney State	.....	W, 11-4
3/5	Kearney State	.....	W, 9-3
3/13	Wayne State	.....	W, 16-3
3/13	Wayne State	.....	W, 9-2
3/15	at New Mexico	.....	L, 5-6
3/15	at New Mexico	.....	W, 12-3
3/16	at New Mexico	.....	W, 15-6
3/17	vs. Utah	.....	W, 8-4
3/17	at New Mexico	.....	L, 9-15
3/18	at Arizona State	.....	L, 6-10
3/19	at Arizona State	.....	W, 11-5
3/20	at Arizona State	.....	L, 11-12
3/22	at San Diego State	.....	L, 5-6

3/22	at San Diego State	.....	L, 6-11
3/23	at San Diego State	.....	L, 7-8
3/23	at San Diego State	.....	W, 8-3
3/24	at San Diego State	.....	W, 24-8
3/25	at UNLV	.....	L, 22-23
3/26	at UNLV	.....	L, 19-21
3/26	at UNLV	.....	L, 15-18
3/27	at Southern Utah	.....	W, 21-9
4/1	at Kansas State	.....	W, 6-3
4/1	at Kansas State	.....	W, 10-6
4/3	Missouri Western	.....	W, 11-3
4/3	Missouri Western	.....	W, 8-0
4/6	Iowa State	.....	W, 4-3
4/6	Iowa State	.....	L, 5-6
4/7	Iowa State	.....	W, 5-1
4/7	Iowa State	.....	W, 3-2
4/10	Creighton	.....	W, 12-7
4/10	Creighton	.....	W, 3-1
4/13	at Kansas	.....	W, 11-2
4/13	at Kansas	.....	W, 20-3
4/14	at Kansas	.....	W, 15-6
4/14	at Kansas	.....	W, 11-9
4/16	Minnesota	.....	W, 18-17
4/16	Minnesota	.....	L, 3-6
4/17	at Wichita State	.....	L, 4-8
4/17	at Wichita State	.....	W, 11-8
4/20	Oklahoma	.....	W, 10-9
4/20	Oklahoma	.....	L, 13-15
4/21	Oklahoma	.....	L, 9-11
4/21	Oklahoma	.....	L, 5-7
4/24	at Creighton	.....	W, 2-1
4/24	at Creighton	.....	L, 5-9
4/27	Nebraska-Omaha	.....	W, 17-2
4/27	Nebraska-Omaha	.....	W, 8-5
4/28	Nebraska-Omaha	.....	W, 10-1
4/28	Nebraska-Omaha	.....	W, 12-3
5/1	Wichita State	.....	W, 14-13
5/1	Wichita State	.....	W, 3-2
5/4	at Oklahoma State	.....	W, 21-8
5/4	at Oklahoma State	.....	W, 11-5
5/5	at Oklahoma State	.....	L, 9-24
5/5	at Oklahoma State	.....	L, 9-16
5/11	Missouri	.....	W, 10-7
5/11	Missouri	.....	W, 12-8
5/12	Missouri	.....	W, 6-0
5/12	Missouri	.....	W, 12-4

## BIG EIGHT TOURNAMENT at Oklahoma City, Okla.

5/15	Oklahoma	.....	L, 11-18
5/16	Kansas State	.....	W, 11-4
5/17	Oklahoma	.....	L, 3-5

## NCAA WESTERN 1 REGIONAL at Palo Alto, Calif.

5/24	Pepperdine	.....	W, 4-2
5/25	at Stanford	.....	L, 8-9
5/26	Pepperdine	.....	L, 6-7

## 1986 (35-25, 14-9 Big Eight)

3/5	Missouri Western	.....	W, 25-0
3/6	Missouri Western	.....	W, 3-1
3/8	Kearney State	.....	W, 8-7
3/9	Kearney State	.....	W, 13-12
3/13	Wayne State	.....	W, 19-4
3/14	Wayne State	.....	W, 21-1
3/17	at San Diego State	.....	L, 2-3
3/18	vs. Fresno State	.....	W, 11-5
3/19	vs. Washington State	.....	L, 7-8
3/20	vs. Brigham Young	.....	L, 11-12
3/21	vs. Nevada	.....	W, 6-4
3/22	vs. Stetson	.....	W, 16-5
3/24	at UNLV	.....	L, 9-18
3/24	at UNLV	.....	L, 8-9
3/25	at UNLV	.....	L, 0-19
3/25	at UNLV	.....	W, 10-8
3/26	at UNLV	.....	W, 9-6
3/29	Kansas State	.....	W, 4-3
3/29	Kansas State	.....	W, 12-3
3/30	Kansas State	.....	W, 6-4
3/30	Kansas State	.....	W, 3-1
4/5	at Iowa State	.....	W, 3-2
4/6	at Iowa State	.....	L, 3-5

4/6	at Iowa State	.....	W, 3-2
4/7	at Iowa State	.....	W, 11-8
4/8	Mankato State	.....	L, 3-6
4/8	Mankato State	.....	L, 3-11
4/9	at Wichita State	.....	W, 6-3
4/10	NW Missouri State	.....	W, 13-2
4/10	NW Missouri State	.....	W, 14-0
4/12	Kansas	.....	W, 9-2
4/12	Kansas	.....	W, 10-0
4/13	Kansas	.....	W, 8-6
4/13	Kansas	.....	L, 2-6
4/16	Kansas State	.....	W, 10-1
4/17	at Wichita State	.....	L, 5-6
4/18	at Oklahoma	.....	L, 6-12
4/20	at Oklahoma	.....	L, 3-4
4/20	at Oklahoma	.....	L, 0-5
4/22	Northern Colorado	.....	W, 10-9
4/22	Northern Colorado	.....	W, 11-2
4/23	Creighton	.....	W, 5-4
4/24	Creighton	.....	L, 5-6
4/25	at Oral Roberts	.....	L, 5-9
4/26	at Oral Roberts	.....	L, 3-4
4/29	Tarkio College	.....	W, 17-9
4/29	Bellevue College	.....	W, 7-4
4/30	at Creighton	.....	W, 5-0
4/30	at Creighton	.....	L, 2-4
5/1	Wichita State	.....	L, 4-8
5/3	Oklahoma State	.....	W, 6-2
5/3	Oklahoma State	.....	L, 6-10
5/4	Oklahoma State	.....	W, 12-11
5/4	Oklahoma State	.....	L, 8-16
5/10	at Missouri	.....	L, 3-4
5/10	at Missouri	.....	L, 4-7
5/11	at Missouri	.....	W, 18-9
5/11	at Missouri	.....	W, 7-4

## BIG EIGHT TOURNAMENT at Oklahoma City, Okla.

5/15	Oklahoma State	.....	L, 0-6
5/16	Missouri	.....	L, 8-10

## 1987 (36-21, 12-8 Big Eight)

3/4	NW Missouri State	.....	W, 22-6
3/5	NW Missouri State	.....	W, 20-6
3/7	Kearney State	.....	W, 16-9
3/8	Kearney State	.....	W, 9-0
3/11	at Minnesota	.....	W, 18-1
3/11	at Minnesota	.....	W, 7-3
3/13	at Air Force	.....	W, 7-5
3/14	at Northern Colorado	.....	L, 7-8
3/14	at Northern Colorado	.....	W, 8-2
3/15	at Northern Colorado	.....	W, 9-2
3/15	at Northern Colorado	.....	W, 17-0
3/20	at UNLV	.....	W, 6-2
3/20	at UNLV	.....	L, 0-5
3/21	at UNLV	.....	W, 10-7
3/21	at UNLV	.....	W, 4-1
3/22	vs. Nevada	.....	W, 4-3
3/23	at UNLV	.....	L, 1-17
3/24	at Arizona State	.....	L, 3-6
3/25	at Arizona State	.....	W, 4-1
4/2	Wayne State	.....	W, 16-4
4/4	at Kansas	.....	W, 15-11
4/4	at Kansas	.....	W, 7-4
4/5	at Kansas	.....	W, 11-8
4/5	at Kansas	.....	W, 6-4
4/7	Tarkio College	.....	W, 23-3
4/7	Tarkio College	.....	W, 5-1
4/8	Wichita State	.....	L, 9-10
4/8	Wichita State	.....	L, 5-11
4/9	Nebraska-Omaha	.....	W, 16-0
4/11	Oklahoma	.....	W, 9-8
4/11	Oklahoma	.....	W, 3-2
4/12	Oklahoma	.....	W, 3-2
4/12	Oklahoma	.....	W, 10-6
4/15	at Wichita State	.....	L, 4-21
4/17	Oral Roberts	.....	L, 9-10
4/17	Oral Roberts	.....	L, 7-9
4/20	Wayne State	.....	L, 4-5
4/20	Wayne State	.....	W, 14-1
4/22	NW Missouri State	.....	W, 7-4
4/22	NW Missouri State	.....	W, 10-2
4/24	at Oklahoma State	.....	L, 5-21

4/25	at Oklahoma State	.....	L, 3-8
4/25	at Oklahoma State	.....	L, 7-13
4/26	at Oklahoma State	.....	W, 15-14
4/27	Bellevue College	.....	W, 18-1
4/29	at Creighton	.....	W, 5-3
4/30	Creighton	.....	L, 5-10
5/2	Missouri	.....	W, 8-6
5/2	Missouri	.....	W, 16-8
5/3	Missouri	.....	L, 5-9
5/3	Missouri	.....	L, 1-2
5/9	Kansas State	.....	W, 8-2
5/9	Kansas State	.....	L, 2-3
5/10	Kansas State	.....	L, 15-17
5/10	Kansas State	.....	L, 1-6

## BIG EIGHT TOURNAMENT at Oklahoma City, Okla.

5/13	Oklahoma	.....	L, 3-11
5/14	Missouri	.....	L, 6-7

## 1988 (48-23, 12-12 Big Eight)

2/20	Wyoming	.....	W, 9-2
2/21	Wyoming	.....	W, 11-1
2/21	Wyoming	.....	W, 11-7
2/27	vs. Northern Colorado	.....	W, 20-5
2/27	at Colorado State	.....	W, 19-8
2/28	at Colorado State	.....	W, 12-1
2/28	at Colorado State	.....	W, 18-4
3/5	Northern Colorado	.....	W, 12-2
3/5	Northern Colorado	.....	W, 7-1
3/6	Northern Colorado	.....	W, 13-1
3/8	Nebraska-Omaha	.....	W, 28-5
3/13	at Arkansas	.....	L, 4-7
3/13	at Arkansas	.....	W, 8-5
3/15	Kearney State	.....	W, 15-0
3/19	vs. Lewis-Clark State	.....	L, 1-5 (10)
3/19	vs. Portland State	.....	W, 9-2
3/20	vs. Washington	.....	W, 10-4
3/21	vs. Hawaii Pacific	.....	W, 8-3
3/22	at Hawaii	.....	W, 9-1
3/23	vs. Hawaii Pacific	.....	L, 0-3
3/24	vs. Portland State	.....	L, 2-8
3/25	vs. Washington	.....	W, 7-1
3/26	vs. Lewis-Clark State	.....	W, 9-5
3/26	at Hawaii	.....	W, 12-6
3/29	at Loyola Marymount	.....	L, 9-15
3/30	at Loyola Marymount	.....	L, 7-10
4/2	at Iowa State	.....	W, 14-5
4/2	at Iowa State	.....	W, 6-1
4/3	at Iowa State	.....	W, 11-1
4/3	at Iowa State	.....	L, 8-9
4/6	at Wichita State	.....	L, 3-8
4/10	Kansas	.....	W, 9-2
4/10	Kansas	.....	W, 4-3
4/11	Kansas	.....	W, 5-3
4/11	Kansas	.....	W, 5-1
4/12	Kearney State	.....	W, 17-4
4/13	Missouri Western	.....	W, 12-2
4/13	Missouri Western	.....	W, 5-1
4/15	vs. Oklahoma	.....	L, 3-7
4/16	vs. Oklahoma	.....	L, 1-2
4/16	vs. Oklahoma	.....	L, 5-6
4/18	vs. Oklahoma	.....	L, 5-10
4/20	Wayne State	.....	W, 15-4
4/20	Wayne State	.....	W, 7-0
4/21	Fort Hays State	.....</	

# YEAR-BY-YEAR RESULTS

5/8 at Missouri ..... L, 8-9  
 5/11 at Creighton ..... W, 14-2  
 5/12 Creighton ..... L, 5-6 (10)  
 5/14 Kansas State ..... W, 13-9  
 5/14 Kansas State ..... W, 15-9  
 5/15 Kansas State ..... W, 8-4  
 5/15 Kansas State ..... L, 7-12

## BIG EIGHT TOURNAMENT at Oklahoma City, Okla.

5/18 Oklahoma State ..... L, 3-8  
 5/19 Missouri ..... L, 10-14

### 1989

#### (27-31, 8-16 Big Eight)

3/8 Wayne State ..... W, 7-0  
 3/8 Wayne State ..... W, 11-4  
 3/9 Northern Iowa ..... W, 12-3  
 3/9 Northern Iowa ..... W, 7-2  
 3/12 at Arkansas ..... L, 1-4  
 3/13 at SW Missouri State ..... L, 3-6  
 3/18 Fort Hays State ..... W, 3-2  
 3/18 Fort Hays State ..... W, 18-3  
 3/19 Fort Hays State ..... W, 14-6  
 3/19 Fort Hays State ..... W, 14-2  
 3/22 Nebraska-Omaha ..... W, 14-1  
 3/25 at Texas-Arlington ..... L, 1-5  
 3/26 vs. Northwestern ..... W, 5-2  
 3/27 at Texas Christian ..... L, 5-6  
 3/27 at Texas Christian ..... L, 1-17  
 3/28 at Texas ..... L, 0-2  
 3/28 at Texas ..... W, 8-5  
 3/29 at Texas A&M ..... L, 4-21  
 4/1 at Kansas ..... L, 0-7  
 4/1 at Kansas ..... W, 10-7  
 4/3 at Kansas ..... W, 10-0  
 4/3 at Kansas ..... L, 12-13  
 4/5 Creighton ..... L, 2-4  
 4/5 Creighton ..... L, 4-9  
 4/8 Oklahoma ..... W, 10-4  
 4/8 Oklahoma ..... L, 1-3  
 4/9 Oklahoma ..... W, 3-2  
 4/9 Oklahoma ..... L, 1-2  
 4/11 Wayne State ..... W, 14-0  
 4/11 Wayne State ..... W, 15-1  
 4/13 at Wichita State ..... L, 0-3  
 4/15 at Wyoming ..... L, 6-8  
 4/15 at Wyoming ..... L, 11-13  
 4/16 at Wyoming ..... W, 17-8  
 4/18 Oral Roberts ..... W, 9-1  
 4/18 Oral Roberts ..... L, 3-4  
 4/19 Kearney State ..... W, 21-9  
 4/21 at Oklahoma State ..... L, 9-11  
 4/22 at Oklahoma State ..... L, 6-13  
 4/22 at Oklahoma State ..... L, 8-15  
 4/23 at Oklahoma State ..... L, 3-14  
 4/26 at Creighton ..... L, 2-4  
 4/26 at Creighton ..... W, 7-4  
 4/29 Missouri ..... L, 2-5  
 4/29 Missouri ..... W, 5-3  
 4/30 Missouri ..... L, 4-7  
 4/30 Missouri ..... L, 4-12  
 5/2 Wichita State ..... L, 3-15  
 5/3 Northern Iowa ..... W, 2-1  
 5/3 Northern Iowa ..... W, 10-0  
 5/5 at Kansas State ..... L, 12-14  
 5/5 at Kansas State ..... L, 0-3  
 5/6 at Kansas State ..... L, 8-13  
 5/6 at Kansas State ..... L, 3-9  
 5/12 Iowa State ..... W, 6-4  
 5/12 Iowa State ..... W, 3-2  
 5/13 Iowa State ..... L, 1-9  
 5/13 Iowa State ..... W, 3-2

### 1990

#### (42-26, 12-12 Big Eight)

2/11 Kearney State ..... W, 18-4  
 2/12 Wayne State ..... W, 22-3  
 2/21 NW Missouri State ..... W, 10-5  
 2/21 NW Missouri State ..... W, 13-1  
 2/24 at Colorado State ..... W, 9-3  
 2/24 at Colorado State ..... W, 8-5  
 2/25 at Wyoming ..... W, 10-8  
 2/25 at Wyoming ..... W, 19-12

3/1 at Hawaii ..... L, 5-9  
 3/2 at Hawaii Pacific ..... L, 5-11  
 3/2 at Hawaii ..... L, 2-4  
 3/3 at Hawaii Pacific ..... L, 2-3  
 3/3 at Hawaii ..... L, 2-9  
 3/4 at Hawaii Pacific ..... W, 5-3  
 3/4 at Hawaii ..... L, 2-9  
 3/8 Wichita State ..... W, 4-2  
 3/10 St. Cloud State ..... W, 16-0  
 3/10 St. Cloud State ..... W, 10-4  
 3/11 St. Cloud State ..... W, 8-2  
 3/11 St. Cloud State ..... L, 14-16  
 3/17 Briar Cliff ..... W, 9-5  
 3/17 Briar Cliff ..... W, 7-6  
 3/18 Tarkio College ..... W, 2-0  
 3/18 Tarkio College ..... W, 17-11  
 3/26 at Texas Tech ..... W, 8-3  
 3/27 at Texas Tech ..... L, 4-5  
 3/31 Kansas ..... L, 3-4  
 3/31 Kansas ..... L, 1-3  
 4/1 Kansas ..... W, 6-2  
 4/1 Kansas ..... W, 9-0  
 4/3 Northern Iowa ..... W, 2-0  
 4/3 Northern Iowa ..... W, 17-3  
 4/4 at Creighton ..... L, 0-6  
 4/6 at Oklahoma ..... W, 5-4  
 4/7 at Oklahoma ..... L, 1-11  
 4/7 at Oklahoma ..... W, 7-6  
 4/8 at Oklahoma ..... L, 8-11  
 4/14 Northern Colorado ..... W, 18-2  
 4/14 Northern Colorado ..... W, 3-2  
 4/15 Northern Colorado ..... W, 7-0  
 4/15 Northern Colorado ..... W, 10-4  
 4/16 Northern Iowa ..... W, 12-5  
 4/17 NW Missouri State ..... W, 9-2  
 4/18 at Wichita State ..... L, 2-4  
 4/20 Oklahoma State ..... L, 3-12  
 4/21 Oklahoma State ..... W, 5-4  
 4/21 Oklahoma State ..... L, 0-5  
 4/22 Oklahoma State ..... L, 0-12  
 4/24 Kearney State ..... W, 7-5  
 4/24 Kearney State ..... W, 19-9  
 4/25 at Creighton ..... L, 5-6  
 4/28 at Missouri ..... L, 4-11  
 4/28 at Missouri ..... L, 2-5  
 4/29 at Missouri ..... W, 2-1  
 4/29 at Missouri ..... W, 14-8  
 5/1 Creighton ..... L, 12-16  
 5/2 Creighton ..... W, 12-0  
 5/4 Kansas State ..... W, 7-5  
 5/4 Kansas State ..... L, 6-7  
 5/5 Kansas State ..... L, 8-9  
 5/5 Kansas State ..... W, 4-0  
 5/12 at Iowa State ..... W, 7-0  
 5/12 at Iowa State ..... L, 2-5  
 5/13 at Iowa State ..... W, 6-5  
 5/13 at Iowa State ..... W, 5-0

## BIG EIGHT TOURNAMENT at Oklahoma City, Okla.

5/16 Kansas State ..... W, 7-5  
 5/17 Oklahoma State ..... L, 2-3  
 5/18 Iowa State ..... L, 3-16

### 1991

#### (37-22, 10-14 Big Eight)

2/16 Washburn ..... W, 11-5  
 2/21 vs. Ohio State ..... L, 2-5  
 2/22 vs. Notre Dame ..... L, 5-8  
 2/23 vs. Dartmouth ..... W, 14-5  
 2/24 vs. Dartmouth ..... W, 14-4  
 3/3 Western Illinois ..... W, 9-1  
 3/4 Western Illinois ..... W, 9-1  
 3/4 Western Illinois ..... W, 10-8  
 3/6 at Arkansas ..... L, 3-4  
 3/6 at Arkansas ..... W, 5-3  
 3/9 Northern Colorado ..... L, 2-4  
 3/10 Northern Colorado ..... W, 5-2  
 3/19 NW Missouri State ..... W, 2-0  
 3/19 NW Missouri State ..... W, 13-3  
 3/20 Wayne State ..... W, 6-1  
 3/22 at Hardin-Simmons ..... L, 7-11  
 3/23 at Hardin-Simmons ..... W, 4-1  
 3/23 at Hardin-Simmons ..... W, 8-3

3/25 at Texas Tech ..... W, 10-5  
 3/26 at Texas Tech ..... L, 10-11  
 3/29 at Kansas ..... L, 1-11  
 3/30 at Kansas ..... L, 5-6  
 3/30 at Kansas ..... L, 3-4  
 3/31 at Kansas ..... L, 3-8  
 4/3 Creighton ..... W, 8-7  
 4/3 Creighton ..... L, 5-6  
 4/6 Colorado State ..... W, 10-5  
 4/6 Colorado State ..... W, 17-12  
 4/7 Colorado State ..... W, 5-2  
 4/7 Colorado State ..... W, 12-6  
 4/8 Northern Iowa ..... W, 5-4  
 4/8 Northern Iowa ..... W, 6-4  
 4/9 Wayne State ..... W, 7-6  
 4/13 at Oklahoma State ..... L, 7-9  
 4/13 at Oklahoma State ..... W, 5-0  
 4/14 at Oklahoma State ..... L, 9-10  
 4/14 at Oklahoma State ..... W, 10-3  
 4/17 Kearney State ..... W, 8-3  
 4/19 Missouri ..... W, 3-2  
 4/19 Missouri ..... W, 4-3  
 4/20 Missouri ..... L, 3-4  
 4/21 Missouri ..... L, 0-2  
 4/23 Washburn ..... W, 11-5  
 4/24 at Northern Iowa ..... W, 8-3  
 4/24 at Northern Iowa ..... W, 10-2  
 4/27 at Kansas State ..... W, 18-7  
 4/27 at Kansas State ..... L, 2-4  
 4/28 at Kansas State ..... L, 12-13  
 4/29 at Kansas State ..... W, 16-12  
 5/1 at Creighton ..... W, 5-3  
 5/1 at Creighton ..... L, 3-14  
 5/3 Iowa State ..... W, 5-1  
 5/3 Iowa State ..... W, 2-1  
 5/4 Iowa State ..... L, 3-11  
 5/4 Iowa State ..... L, 2-3  
 5/11 Oklahoma ..... L, 5-8  
 5/11 Oklahoma ..... W, 7-3  
 5/12 Oklahoma ..... L, 3-16  
 5/12 Oklahoma ..... W, 7-5

### 1992

#### (31-25, 11-13 Big Eight)

2/1 Peru State ..... W, 9-8  
 2/15 Doane ..... W, 11-3  
 2/26 Nebraska-Kearney ..... W, 19-5  
 2/29 Western Illinois ..... W, 9-7  
 2/29 Western Illinois ..... W, 6-3  
 3/1 Western Illinois ..... W, 10-7  
 3/1 Western Illinois ..... W, 7-1  
 3/3 at Wichita State ..... L, 1-4  
 3/6 Colorado State ..... W, 3-2  
 3/6 Colorado State ..... L, 2-3  
 3/7 Colorado State ..... W, 7-0  
 3/7 Colorado State ..... L, 2-3  
 3/13 Jamestown College ..... W, 22-0  
 3/16 vs. New Mexico ..... L, 1-3  
 3/17 at Fresno State ..... L, 2-15  
 3/18 vs. Washington State ..... W, 4-3  
 3/19 vs. Cal St. Northridge ..... L, 5-11  
 3/20 vs. Nevada ..... L, 2-7  
 3/21 vs. Wyoming ..... W, 2-1  
 3/24 South Dakota (DH) ..... W, 4-1  
 3/24 South Dakota (DH) ..... W, 17-2  
 3/25 South Dakota ..... W, 18-2  
 3/27 Kansas ..... W, 6-5  
 3/29 Kansas ..... W, 6-3  
 3/29 Kansas ..... W, 4-3  
 3/30 Kansas ..... L, 3-10  
 4/1 Creighton ..... L, 1-19  
 4/3 Evansville ..... W, 9-6  
 4/4 Evansville ..... L, 5-8  
 4/4 Evansville ..... L, 1-2  
 4/5 Evansville ..... W, 13-2  
 4/6 Wayne State ..... W, 9-2  
 4/8 Washburn ..... W, 18-4  
 4/10 Oklahoma State ..... W, 4-3  
 4/11 Oklahoma State ..... L, 0-7  
 4/11 Oklahoma State ..... L, 4-7  
 4/12 Oklahoma State ..... W, 5-3  
 4/15 at Creighton ..... L, 6-8  
 4/18 at Missouri ..... L, 7-15  
 4/18 at Missouri ..... W, 4-1

4/19 at Missouri ..... W, 18-6  
 4/19 at Missouri ..... L, 1-11  
 4/25 Kansas State (DH) ..... W, 5-4  
 4/25 Kansas State (DH) ..... L, 10-11  
 4/26 Kansas State ..... W, 12-2  
 4/26 Kansas State ..... L, 0-10  
 4/28 at Kansas State ..... L, 5-6  
 4/29 Peru State ..... W, 15-1  
 5/1 at Iowa State ..... L, 0-10  
 5/1 at Iowa State ..... W, 5-0  
 5/2 at Iowa State ..... L, 9-11  
 5/2 at Iowa State ..... L, 5-13  
 5/10 at Oklahoma ..... L, 5-15  
 5/10 at Oklahoma ..... W, 7-5  
 5/11 at Oklahoma ..... L, 4-12  
 5/11 at Oklahoma ..... L, 6-11

### 1993

#### (35-23, 16-12 Big Eight)

3/6 Peru State ..... W, 15-0  
 3/7 Peru State ..... W, 14-13  
 3/9 Oral Roberts ..... L, 7-12  
 3/9 Oral Roberts ..... W, 6-5  
 3/10 Oral Roberts ..... W, 8-4  
 3/15 vs. Clemson ..... W, 5-0  
 3/16 vs. SW Missouri State ..... L, 4-5  
 3/17 vs. St. John's ..... W, 8-3  
 3/18 at Fresno State ..... L, 8-10  
 3/19 at Fresno State ..... W, 14-5  
 3/20 vs. St. John's ..... W, 14-3  
 3/21 vs. Stanford ..... L, 3-14  
 3/23 at New Mexico ..... L, 4-14  
 3/23 at New Mexico ..... L, 6-11  
 3/24 at New Mexico ..... W, 12-6  
 3/26 Creighton ..... L, 4-10  
 3/27 at Creighton ..... L, 2-10  
 3/27 at Creighton ..... L, 4-9  
 3/28 Creighton ..... W, 3-2  
 4/2 at Oklahoma State ..... W, 9-7  
 4/2 at Oklahoma State ..... L, 2-13  
 4/3 at Oklahoma State ..... L, 5-11  
 4/7 Iowa State ..... W, 5-1  
 4/7 Iowa State ..... L, 3-15  
 4/9 at Kansas State ..... L, 10-14  
 4/10 at Kansas State ..... L, 10-19  
 4/11 at Kansas State ..... L, 3-6  
 4/14 Kansas State ..... W, 13-9  
 4/14 Kansas State ..... W, 6-2  
 4/16 Missouri ..... W, 9-3  
 4/17 Missouri ..... L, 6-7  
 4/18 Missouri ..... W, 7-4  
 4/20 Kansas ..... L, 9-17  
 4/21 Kansas ..... L, 2-4  
 4/24 at Iowa State ..... W, 13-9  
 4/24 at Iowa State ..... W, 12-7  
 4/25 at Iowa State ..... W, 14-9  
 4/26 Peru State ..... W, 21-9  
 4/26 Peru State ..... W, 12-3  
 4/28 at Missouri ..... W, 10-6  
 4/28 at Missouri ..... L, 7-9  
 4/30 Peru State ..... W, 7-3  
 4/30 Peru State ..... W, 14-4  
 5/1 Mount Marty ..... W, 4-3  
 5/2 Nebraska-Kearney ..... W, 2-1  
 5/2 Nebraska-Kearney ..... W, 7-1  
 5/8 Oklahoma ..... W, 7-4  
 5/8 Oklahoma ..... W, 9-8  
 5/9 Oklahoma ..... L, 0-2  
 5/12 at Oklahoma ..... W, 7-4  
 5/12 at Oklahoma ..... W, 9-1  
 5/14 at Kansas ..... L, 4-5  
 5/15 at Kansas ..... W, 7-3  
 5/16 at Kansas ..... W, 3-2

## BIG EIGHT TOURNAMENT at Oklahoma City, Okla.

5/20 Missouri ..... W, 7-3  
 5/21 Kansas ..... L, 4-5  
 5/22 Oklahoma ..... W, 19-14  
 5/23 Oklahoma State ..... L, 4-8

### 1994

#### (32-28, 14-16 Big Eight)

2/18 at Oral Roberts ..... L, 1-11

# YEAR-BY-YEAR RESULTS

2/19	at Oral Roberts.....	L, 6-11
2/20	at Oral Roberts.....	L, 4-5
2/25	at Wyoming.....	L, 4-13
2/26	at Wyoming.....	W, 6-5
2/26	at Wyoming.....	W, 8-4
2/27	at Southern Colorado.....	L, 5-8
3/5	Western Illinois.....	W, 12-2
3/5	Western Illinois.....	W, 9-8
3/6	Western Illinois.....	W, 9-8
3/7	Northern Iowa.....	W, 2-0
3/7	Northern Iowa.....	W, 8-7
3/9	Nebraska-Kearney.....	W, 8-1
3/10	Mount Marty.....	W, 5-2
3/14	vs. New Mexico.....	L, 5-6
3/15	vs. Nevada.....	L, 6-13
3/16	vs. Washington State.....	L, 4-14
3/17	at Fresno State.....	L, 4-10
3/18	vs. Illinois State.....	W, 7-6
3/19	vs. Kentucky.....	W, 6-5
3/22	Creighton.....	W, 7-6
3/25	at Missouri.....	L, 1-3
3/27	at Missouri.....	L, 2-5
3/27	at Missouri.....	L, 1-2
3/30	at Oklahoma State.....	L, 6-7
3/30	at Oklahoma State.....	L, 5-21
4/1	Oklahoma State.....	L, 2-6
4/2	Oklahoma State.....	W, 8-7
4/3	Oklahoma State.....	W, 10-3
4/6	at Iowa State.....	L, 0-1
4/6	at Iowa State.....	W, 8-7
4/7	Nebraska-Kearney.....	W, 5-4
4/8	Oral Roberts.....	W, 5-3
4/9	Oral Roberts.....	W, 8-3
4/10	Oral Roberts.....	W, 3-2
4/13	at Kansas State.....	W, 14-4
4/13	at Kansas State.....	W, 15-1
4/15	Kansas State.....	W, 4-2
4/16	Kansas State.....	W, 7-6
4/17	Kansas State.....	W, 23-14
4/19	at Kansas.....	W, 9-1
4/20	at Kansas.....	W, 5-2
4/22	Kansas.....	L, 8-9
4/23	Kansas.....	L, 7-9
4/24	Kansas.....	L, 2-6
4/27	Missouri.....	W, 5-1
4/27	Missouri.....	W, 11-5
5/7	at Oklahoma.....	L, 1-3
5/7	at Oklahoma.....	L, 5-7
5/8	at Oklahoma.....	L, 9-13
5/10	Oklahoma.....	W, 7-6
5/11	Oklahoma.....	L, 0-4
5/14	Iowa State.....	L, 3-7
5/14	Iowa State.....	L, 0-2
5/15	Iowa State.....	W, 3-0
5/15	Iowa State.....	L, 5-9

## BIG EIGHT TOURNAMENT at Oklahoma City, Okla.

5/19	Oklahoma.....	W, 3-2
5/20	Kansas.....	W, 6-5
5/21	Oklahoma State.....	L, 5-6
5/22	Oklahoma.....	L, 4-21

## 1995 (35-23, 13-14 Big Eight)

2/19	Nebraska-Kearney.....	W, 9-0
2/24	vs. New Mexico State.....	L, 4-8
2/24	vs. Southern Utah.....	W, 10-2
2/25	at San Diego State.....	W, 6-5
2/25	at San Diego State.....	L, 1-6
2/26	vs. Oklahoma State.....	W, 6-5
3/8	at Oklahoma.....	L, 2-3
3/8	at Oklahoma.....	L, 5-7
3/11	vs. Baylor.....	L, 0-1
3/12	George Washington.....	W, 7-1
3/13	vs. Notre Dame.....	L, 3-5
3/14	George Washington.....	W, 8-5
3/16	Nebraska-Omaha.....	W, 12-6
3/18	vs. Miami (Ohio).....	W, 7-4
3/19	vs. New Mexico.....	W, 16-15
3/19	at New Mexico State.....	L, 7-15
3/20	vs. Washington.....	W, 35-15
3/21	at New Mexico State.....	W, 14-4
3/22	vs. Washington.....	L, 7-16

3/24	at Kansas State.....	W, 16-9
3/26	at Kansas State.....	W, 16-11
3/26	at Kansas State.....	L, 7-8
3/29	at Missouri.....	W, 9-2
3/29	at Missouri.....	L, 1-8
3/31	Missouri.....	W, 12-2
4/1	Missouri.....	L, 8-9
4/2	Missouri.....	W, 17-2
4/4	Kansas.....	W, 6-5
4/5	Kansas.....	W, 12-10
4/7	at Oklahoma State.....	L, 0-9
4/8	at Oklahoma State.....	L, 18-37
4/9	at Oklahoma State.....	W, 11-7
4/13	at Creighton.....	W, 19-4
4/13	Creighton.....	W, 12-6
4/14	Louisville.....	W, 22-10
4/15	Louisville.....	L, 3-9
4/15	Louisville.....	W, 14-10
4/16	Louisville.....	W, 11-2
4/16	Wyoming.....	W, 3-1
4/17	Wyoming.....	W, 4-0
4/19	at Iowa State.....	L, 6-7
4/19	at Iowa State.....	L, 6-12
4/21	Iowa State.....	L, 1-7
4/22	Iowa State.....	L, 4-13
4/23	Iowa State.....	W, 4-0
4/28	at Kansas.....	W, 7-2
4/29	at Kansas.....	W, 17-13
4/30	at Kansas.....	L, 4-11
5/6	Oklahoma State.....	W, 15-5
5/9	Hastings College.....	W, 15-5
5/10	Nebraska-Kearney.....	W, 11-1
5/10	Nebraska-Kearney.....	W, 20-1
5/13	Oklahoma.....	W, 9-8
5/14	Oklahoma.....	L, 9-11
5/15	Oklahoma.....	L, 10-12

## BIG EIGHT TOURNAMENT at Oklahoma City, Okla.

5/18	Iowa State.....	L, 5-14
5/19	Kansas.....	W, 15-5
5/20	Oklahoma State.....	L, 7-8

## 1996 (27-27-1, 8-17 Big Eight)

2/2	at New Mexico State.....	W, 23-13
2/3	at New Mexico State.....	W, 15-6
2/3	at New Mexico State.....	L, 9-11
2/15	vs. Texas Tech.....	L, 3-7
2/16	vs. Arizona State.....	L, 2-14
2/17	vs. Northwestern.....	L, 10-13
2/18	vs. Northwestern.....	L, 9-13
2/23	at Oral Roberts.....	W, 7-3
2/24	at Oral Roberts.....	L, 5-10
2/25	at Oral Roberts.....	L, 16-17
3/1	at Oklahoma.....	L, 11-18
3/2	at Oklahoma.....	L, 5-10
3/3	at Oklahoma.....	L, 16-17
3/5	Wyoming.....	W, 4-1
3/5	Wyoming.....	L, 1-8
3/11	vs. Portland State.....	L, 4-6
3/13	vs. St. John's.....	W, 19-6
3/14	at Fresno State.....	L, 1-4
3/15	vs. Creighton.....	T, 6-6
3/16	vs. St. John's.....	W, 11-3
3/20	Iowa State.....	W, 8-0
3/20	Iowa State.....	W, 11-3
3/22	at Missouri.....	L, 6-11
3/23	at Missouri.....	L, 4-8
3/24	at Missouri.....	L, 8-10
3/27	Peru State.....	W, 11-7
3/27	Peru State.....	W, 13-1
3/29	Oklahoma State.....	L, 8-18
4/2	Oklahoma.....	L, 7-24
4/3	Oklahoma.....	W, 8-2
4/5	Oral Roberts.....	W, 9-5
4/6	Oral Roberts.....	W, 7-6
4/7	Oral Roberts.....	W, 10-9
4/9	at Kansas State.....	W, 5-2
4/10	at Kansas State.....	W, 13-6
4/12	Kansas State.....	L, 6-19
4/13	Kansas State.....	W, 14-4
4/16	at Kansas.....	L, 2-3
4/17	at Kansas.....	L, 8-9

4/20	Kansas.....	L, 7-10
4/20	Kansas.....	L, 4-14
4/21	Kansas.....	W, 11-7
4/24	Missouri.....	L, 2-8
4/24	Missouri.....	L, 10-14
4/25	Nebraska-Omaha.....	W, 22-5
4/25	Nebraska-Omaha.....	W, 20-10
5/5	Wayne State.....	W, 8-0
5/5	Wayne State.....	W, 8-1
5/6	Peru State.....	W, 7-1
5/6	Peru State.....	W, 12-3
5/7	Hastings College.....	W, 14-3
5/7	Hastings College.....	W, 18-3
5/11	at Iowa State.....	L, 7-14
5/11	at Iowa State.....	L, 3-6
5/12	at Iowa State.....	W, 8-5

## 1997 (27-35, 7-23 Big 12)

2/1	Wayne State.....	W, 6-5
2/18	Nebraska-Kearney.....	W, 6-1
2/18	Nebraska-Kearney.....	W, 8-6
2/20	vs. Northeastern Illinois.....	W, 10-5
2/21	vs. Creighton.....	W, 3-0
2/22	at Northern Iowa.....	L, 6-19
2/23	vs. Creighton.....	L, 3-6
2/25	vs. Kansas.....	L, 0-3
2/28	at Minnesota.....	L, 6-11
3/1	vs. UCLA.....	L, 9-12
3/2	vs. Washington.....	L, 7-10
3/5	at Kansas.....	L, 3-4
3/5	at Kansas.....	L, 6-11
3/8	Baylor.....	L, 6-7
3/8	Baylor.....	L, 4-13
3/9	Baylor.....	L, 3-12
3/11	at Kansas State.....	L, 9-19
3/11	at Kansas State.....	L, 3-11
3/15	Missouri.....	W, 12-3
3/16	Missouri.....	L, 7-13
3/16	Missouri.....	W, 10-6
3/18	Creighton.....	W, 13-3
3/19	Nebraska-Omaha.....	W, 13-6
3/19	Nebraska-Omaha.....	W, 11-2
3/20	South Dakota.....	W, 22-3
3/20	South Dakota.....	W, 21-6
3/21	South Dakota State.....	W, 3-0
3/24	vs. Wichita State.....	W, 11-9
3/25	vs. Cal State Northridge.....	W, 4-3
3/26	vs. New Mexico.....	L, 5-7
3/27	vs. Washington.....	L, 5-12
3/28	at Hawaii.....	L, 8-10
3/29	vs. Wichita State.....	L, 3-7
3/30	vs. New Mexico.....	W, 5-2
4/4	Kansas State.....	W, 8-7
4/5	Kansas State.....	L, 7-18
4/5	Kansas State.....	W, 12-5
4/11	at Texas A&M.....	L, 5-7
4/12	at Texas A&M.....	L, 2-5
4/13	at Texas A&M.....	L, 0-3
4/15	Hastings College.....	W, 4-0
4/15	Hastings College.....	W, 24-0
4/16	Peru State.....	W, 15-8
4/16	Peru State.....	W, 14-2
4/18	at Oklahoma.....	L, 3-11
4/19	at Oklahoma.....	L, 8-11
4/20	at Oklahoma.....	L, 9-11
4/22	at Texas Tech.....	L, 3-9
4/23	at Texas Tech.....	L, 6-13
4/23	at Texas Tech.....	L, 6-8
4/25	Oklahoma State.....	W, 4-2
4/26	Oklahoma State.....	L, 2-8
4/27	Oklahoma State.....	L, 7-14
4/29	at Creighton.....	W, 4-1
4/30	Nebraska-Omaha.....	L, 13-17
4/30	Nebraska-Omaha.....	W, 21-5
5/2	Texas.....	L, 3-4
5/3	Texas.....	L, 3-4
5/4	Texas.....	W, 25-15
5/10	at Iowa State.....	L, 2-7
5/10	at Iowa State.....	W, 17-3
5/11	at Iowa State.....	L, 13-22

		<b>1998</b>
		<b>(24-20, 10-13 Big 12)</b>
2/15	at Minnesota.....	L, 3-6
2/16	at Minnesota (DH).....	L, 4-11
2/16	at Minnesota (DH).....	L, 4-6
2/21	UW-Milwaukee (DH).....	W, 7-3
2/21	UW-Milwaukee (DH).....	W, 9-2
2/22	UW-Milwaukee.....	W, 6-2
2/26	vs. E. Kentucky.....	L, 4-7
2/26	vs. Cincinnati.....	W, 12-7
2/27	at Louisville.....	W, 1-0
2/28	vs. Toledo.....	W, 14-2
2/28	at Louisville.....	L, 2-4
3/1	vs. Toledo.....	W, 11-0
3/7	at Baylor.....	L, 3-9
3/23	vs. Lewis-Clark.....	L, 3-9
3/24	vs. Wright State.....	W, 3-2
3/25	vs. Cal Poly SLO.....	W, 7-3
3/26	vs. Hawaii-Hilo.....	W, 6-2
3/27	at Hawaii.....	L, 3-11
3/28	vs. Lewis-Clark.....	W, 9-6
3/29	at Hawaii.....	W, 2-1
4/1	at Missouri (DH).....	L, 9-21
4/1	at Missouri (DH).....	L, 8-12
4/4	at Kansas State (DH).....	L, 5-6
4/4	at Kansas State (DH).....	W, 4-3
4/5	at Kansas State.....	L, 9-11
4/10	Texas A&M.....	W, 4-3
4/11	Texas A&M (DH).....	L, 5-13
4/11	Texas A&M (DH).....	L, 4-9
4/15	Dana College (DH).....	W, 16-2
4/15	Dana College (DH).....	W, 15-4
4/17	Oklahoma.....	W, 13-2
4/18	Oklahoma.....	W, 9-6
4/19	Oklahoma.....	W, 13-12
4/21	Texas Tech (DH).....	L, 5-6
4/21	Texas Tech (DH).....	W, 2-1
4/22	Texas Tech.....	W, 8-3
4/24	at Oklahoma State.....	L, 0-12
4/25	at Oklahoma State.....	L, 11-13
5/1	at Texas.....	L, 4-7
5/2	at Texas.....	W, 9-4
5/3	at Texas.....	L, 0-8
5/9	Iowa State.....	L, 4-5
5/10	Iowa State.....	W, 13-8
5/11	Iowa State.....	W, 15-8

## 1999 (42-18, 16-9 Big 12) Big 12 Tournament Champions NCAA Tournament

2/5	vs. New Mexico State.....	W, 9-6
2/6	vs. Oregon State.....	L, 3-4
2/7	vs. San Diego State.....	L, 11-12
2/12	at Louisiana Tech (DH).....	W, 16-3
2/12	at Louisiana Tech (DH).....	W, 14-8
2/13	vs. Lamar.....	L, 8-17
2/14	vs. Lamar.....	L, 7-8
2/19	vs. Nicholls State.....	W, 10-2
2/20	at Rice.....	L, 3-5
2/21	vs. Jacksonville State.....	W, 15-3
2/27	UW-Milwaukee.....	W, 8-7
2/28	UW-Milwaukee (DH).....	W, 13-4
2/28	UW-Milwaukee (DH).....	W, 10-5
3/5	at Oklahoma.....	W, 5-4
3/6	at Oklahoma.....	L, 10-12
3/7	at Oklahoma.....	W, 12-3
3/16	Chicago State.....	W, 15-3
3/16	Chicago State.....	W, 50-3
3/17	Chicago State.....	W, 11-7
3/19	at Kansas.....	W, 13-4
3/20	at Kansas.....	W, 18-6
3/21	at Kansas.....	W, 13-8
3/24	Nebraska-Omaha.....	W, 15-2
3/26	Texas.....	W, 11-4
3/27	Texas.....	W, 9-8
3/28	Texas.....	W, 12-8
4/2	at Texas A&M.....	L, 4-14
4/3	at Texas A&M (DH).....	L, 5-16
4/3	at Texas A&M (DH).....	L, 2-3
4/7	Creighton.....	W, 5-4
4/9	Oklahoma State.....	L, 2-10
4/10	Oklahoma State.....	W, 15-7
4/11	Oklahoma State.....	W, 6-2

# YEAR-BY-YEAR RESULTS

4/13	Nebraska-Omaha	..... W, 8-3
4/13	Nebraska-Kearney	..... W, 15-3
4/17	at Iowa State	..... W, 9-7
4/18	at Iowa State (DH)	..... L, 5-6
4/18	at Iowa State (DH)	..... W, 9-6
4/20	Western Illinois (DH)	..... W, 10-4
4/20	Western Illinois (DH)	..... W, 14-1
4/23	Missouri	..... W, 8-7
4/24	Missouri	..... L, 1-7
4/25	Missouri	..... L, 7-9
4/27	Creighton	..... L, 12-14
4/30	at Texas Tech	..... L, 2-10
5/8	Southern Illinois (DH)	..... W, 10-4
5/8	Southern Illinois (DH)	..... W, 4-3
5/9	Southern Illinois	..... L, 3-5
5/11	Northern Iowa	..... W, 10-7
5/12	at Creighton	..... W, 10-9
5/14	Kansas State	..... W, 5-4
5/15	Kansas State	..... W, 12-4
5/16	Kansas State	..... W, 21-16

## BIG 12 TOURNAMENT at Oklahoma City, Okla.

5/19	vs. Oklahoma State	..... W, 5-0
5/20	vs. Oklahoma	..... W, 14-7
5/22	vs. Texas A&M	..... W, 8-7
5/23	vs. Baylor	..... W, 4-3

## NCAA COLUMBUS REGIONAL

5/28	vs. Mississippi State	..... L, 14-18
5/29	vs. Bowling Green	..... W, 10-5
5/29	vs. Mississippi State	..... L, 7-13

## 2000

### Big 12 Tournament Champions NCAA Tournament

2/11	vs. Northwestern State	..... L, 6-8
2/12	at Rice	..... L, 1-2
2/13	vs. Arkansas State	..... W, 10-6
2/18	vs. Texas-Arlington	..... W, 3-1
2/19	vs. Washington State	..... W, 12-4
2/20	vs. Arkansas	..... W, 13-2
2/25	at UT-San Antonio	..... L, 3-4
2/26	at UT-San Antonio	..... W, 10-1
2/27	at UT-San Antonio	..... W, 3-2
3/3	at Oklahoma State	..... W, 13-10
3/4	at Oklahoma State	..... L, 2-4
3/5	at Oklahoma State	..... L, 2-8
3/7	Nebraska-Omaha	..... W, 18-2
3/10	at Kansas State	..... L, 3-4
3/11	at Kansas State	..... W, 16-0
3/12	at Kansas State	..... W, 12-4
3/14	at Arkansas	..... W, 10-4
3/15	at Arkansas	..... W, 10-3
3/17	Oklahoma	..... W, 10-1
3/18	Oklahoma	..... W, 12-0
3/19	Oklahoma	..... L, 3-4
3/21	at Creighton	..... W, 9-5
3/24	Texas Tech	..... W, 11-0
3/25	Texas Tech (DH)	..... W, 7-6
3/25	Texas Tech (DH)	..... L, 5-7
3/28	North Dakota State	..... W, 12-2
3/31	at Baylor	..... L, 2-4
4/1	at Baylor	..... L, 2-3
4/2	at Baylor	..... L, 6-7
4/4	NW Missouri State	..... W, 18-6
4/7	Kansas	..... W, 9-3
4/8	Kansas	..... W, 14-2
4/9	Kansas	..... W, 18-11
4/11	Creighton	..... W, 6-3
4/14	at Missouri	..... W, 7-2
4/15	at Missouri	..... W, 15-8
4/16	at Missouri	..... W, 9-5
4/18	Western Illinois	..... W, 16-5
4/19	Western Illinois	..... W, 19-6
4/21	Texas A&M	..... W, 16-2
4/22	Texas A&M (DH)	..... W, 11-3
4/22	Texas A&M (DH)	..... W, 10-3
4/24	UW-Milwaukee (DH)	..... W, 11-0
4/24	UW-Milwaukee (DH)	..... W, 8-5
4/25	UW-Milwaukee	..... L, 7-9
4/28	Iowa State	..... W, 5-0
4/29	Iowa State	..... W, 14-13

4/30	Iowa State	..... W, 12-0
5/6	at Texas	..... W, 4-0
5/7	at Texas	..... L, 6-8
5/8	at Texas	..... W, 2-0
5/9	Northern Iowa	..... W, 9-7
5/10	at Creighton	..... W, 10-2
5/12	Fresno State	..... W, 3-2
5/13	Fresno State	..... L, 1-6
5/14	Fresno State	..... W, 8-0

## BIG 12 TOURNAMENT at Oklahoma City, Okla.

5/17	vs. Missouri	..... L, 10-12
5/18	vs. Oklahoma State	..... W, 7-5
5/19	vs. Missouri	..... W, 4-3
5/20	vs. Oklahoma	..... W, 3-1
5/20	vs. Oklahoma	..... W, 6-1
5/21	vs. Baylor	..... W, 11-3

## NCAA MINNEAPOLIS REGIONAL

5/26	vs. Butler	..... W, 2-1
5/28	at Minnesota	..... W, 4-1
5/29	vs. Wichita State	..... W, 8-1

## NCAA STANFORD SUPER REGIONAL

6/2	at Stanford	..... W, 7-3
6/3	at Stanford	..... L, 1-7
6/4	at Stanford	..... L, 3-5

## 2001

### (50-16, 20-8 Big 12)

### Big 12 Regular Season Champs Big 12 Tournament Champions College World Series

2/9	at Rice	..... L, 2-16
2/10	vs. Lamar	..... W, 10-4
2/11	vs. Georgia Tech	..... L, 8-15
2/16	at New Mexico	..... W, 15-7
2/17	vs. Utah	..... L, 6-7
2/18	vs. UNLV	..... W, 14-0
2/23	vs. Ohio State	..... W, 10-5
2/24	at Louisiana-Lafayette	..... W, 6-3
2/25	vs. Wichita State	..... W, 8-7
3/2	at Texas Tech	..... W, 3-2
3/3	at Texas Tech	..... W, 8-7
3/4	at Texas Tech	..... W, 10-8
3/6	at Southern Utah (DH)	..... W, 18-6
3/6	at Southern Utah (DH)	..... W, 12-9
3/9	Kansas State	..... W, 9-6
3/13	at Louisiana Tech	..... W, 13-2
3/15	at Northwestern State	..... W, 13-1
3/16	at Centenary (DH)	..... W, 17-4
3/16	at Centenary (DH)	..... L, 8-9
3/17	at Centenary	..... W, 12-1
3/20	at Wichita State	..... L, 5-6
3/24	Missouri (DH)	..... W, 14-4
3/24	Missouri (DH)	..... L, 2-6
3/25	Missouri	..... L, 2-3
3/28	UW-Milwaukee (DH)	..... W, 16-2
3/28	UW-Milwaukee (DH)	..... W, 16-10
3/30	at Oklahoma	..... W, 7-1
3/31	at Oklahoma	..... W, 10-5
4/1	at Oklahoma	..... W, 14-4
4/4	Creighton	..... W, 14-9
4/7	Texas (DH)	..... W, 10-8
4/7	Texas (DH)	..... W, 5-4
4/8	Texas	..... L, 1-2
4/10	Southern Utah (DH)	..... W, 13-3
4/10	Southern Utah (DH)	..... W, 5-2
4/13	Baylor	..... W, 6-2
4/14	Baylor	..... W, 6-4
4/15	Baylor	..... W, 10-4
4/17	Texas-San Antonio	..... W, 17-0
4/18	Texas-San Antonio	..... W, 16-6
4/20	at Kansas	..... W, 9-0
4/21	at Kansas	..... W, 5-2
4/22	at Kansas	..... L, 3-12
4/24	Creighton	..... L, 8-11
4/27	at Texas A&M	..... W, 6-4
4/28	at Texas A&M	..... L, 8-11
4/29	at Texas A&M	..... L, 4-5
5/5	Oklahoma State (DH)	..... W, 9-7
5/5	Oklahoma State (DH)	..... W, 10-8
5/6	Oklahoma State	..... W, 20-2

5/8	Northern Iowa	..... W, 15-6
5/9	at Creighton	..... W, 8-4
5/11	at Iowa State	..... W, 16-8
5/12	at Iowa State	..... L, 5-8
5/13	at Iowa State	..... L, 1-5

## BIG 12 TOURNAMENT at Oklahoma City, Okla.

5/16	vs. Iowa State	..... W, 5-2
5/17	vs. Oklahoma State	..... W, 7-1
5/19	vs. Oklahoma State	..... W, 10-5
5/20	vs. Texas A&M	..... W, 7-4

## NCAA LINCOLN REGIONAL

5/25	Northern Iowa	..... W, 16-6
5/26	Rutgers	..... W, 5-4
5/27	Rutgers	..... W, 14-10

## NCAA LINCOLN SUPER REGIONAL

6/1	Rice	..... W, 7-0
6/2	Rice	..... W, 9-6

## COLLEGE WORLD SERIES

6/8	vs. Cal State Fullerton	..... L, 4-5
6/10	vs. Tulane	..... L, 5-6

## 2002

### (47-21, 16-11 Big 12)

### College World Series

2/15	vs. New Mexico	..... W, 3-2 (13)
2/16	at Rice	..... L, 7-8
2/17	vs. Wake Forest	..... L, 8-9
2/22	at McNeese State	..... W, 9-4
2/23	vs. Louisiana-Monroe	..... W, 4-1
2/24	vs. Southern Miss	..... L, 5-6
2/29	at Fresno State	..... W, 7-1
3/1	at Fresno State	..... W, 9-0
3/2	at Fresno State	..... W, 10-6
3/5	Nebraska-Kearney	..... W, 23-1
3/8	at Baylor	..... W, 15-4
3/9	at Baylor	..... L, 1-2
3/10	at Baylor	..... L, 6-9
3/15	Texas A&M	..... W, 6-4
3/16	Texas A&M	..... W, 3-0
3/17	Texas A&M	..... W, 10-0 (8)
3/19	at Minnesota	..... W, 19-6
3/20	at Minnesota	..... L, 3-5
3/22	Texas Tech	..... W, 3-1
3/23	Texas Tech (DH)	..... W, 8-3
3/23	Texas Tech (DH)	..... L, 3-4
3/26	Western Illinois	..... W, 10-2
3/27	Western Illinois	..... W, 12-5
3/29	at Kansas State	..... L, 8-9
3/30	at Kansas State	..... W, 22-6
3/31	at Kansas State	..... L, 2-3
4/2	UW-Milwaukee	..... W, 10-1
4/3	UW-Milwaukee	..... W, 16-1
4/5	Oklahoma	..... L, 4-5
4/6	Oklahoma	..... W, 7-6
4/7	Oklahoma	..... W, 12-2 (7)
4/9	at Creighton	..... L, 3-8
4/10	Minnesota	..... W, 12-3
4/12	at Missouri	..... L, 6-9
4/13	at Missouri	..... W, 6-3
4/14	at Missouri	..... L, 12-16
4/16	Creighton	..... W, 6-5
4/19	at Oklahoma State	..... W, 5-2
4/20	at Oklahoma State	..... L, 4-8
4/21	at Oklahoma State	..... W, 10-3
4/23	UT-Pan American	..... W, 18-1
4/24	UT-Pan American	..... W, 10-2
4/26	Kansas	..... W, 4-0
4/28	Kansas (DH)	..... L, 3-14
4/28	Kansas (DH)	..... W, 9-1
4/30	Wichita State	..... L, 4-9
5/3	at Texas	..... W, 8-3
5/4	at Texas	..... L, 2-3
5/5	at Texas	..... W, 7-5
5/10	Cal Poly	..... W, 4-3
5/11	Cal Poly	..... W, 7-3
5/12	Cal Poly	..... W, 5-2
5/15	vs. Creighton	..... W, 9-1
5/17	Louisiana Tech	..... W, 12-2
5/18	Louisiana Tech	..... W, 7-1

5/19	Louisiana Tech	..... W, 5-1
------	----------------	--------------

## BIG 12 TOURNAMENT at Arlington, Texas

5/22	vs. Baylor	..... W, 11-9
5/23	vs. Texas Tech	..... W, 12-8
5/25	vs. Kansas State	..... W, 8-7
5/23	vs. Texas	..... L, 6-9 (10)

## NCAA LINCOLN REGIONAL

5/31	UW-Milwaukee	..... W, 7-2
6/1	Marist	..... W, 9-1
6/2	Southwest Missouri St.	..... W, 14-3

## NCAA LINCOLN SUPER REGIONAL

6/7	Richmond	..... W, 2-0
6/8	Richmond	..... L, 2-6
6/9	Richmond	..... W, 11-6

## COLLEGE WORLD SERIES

6/14	vs. Clemson	..... L, 10-11
6/16	vs. South Carolina	..... L, 8-10

## 2003

### (47-18, 20-7 Big 12) Big 12 Regular Season Champs NCAA Tournament

2/14	vs. SW Texas State	..... W, 9-6
2/15	vs. UT-Pan American	..... W, 9-1
2/16	vs. California	..... L, 7-8
2/22	at Louisiana Tech (DH)	..... L, 5-6
2/22	at Louisiana Tech (DH)	..... W, 14-3
2/23	at Louisiana Tech	..... W, 13-8
2/28	vs. Notre Dame	..... W, 7-1
3/1	vs. Wake Forest	..... W, 6-0
3/2	at Minnesota	..... W, 15-2
3/7	UW-Milwaukee (DH)	..... W, 8-0
3/7	UW-Milwaukee (DH)	..... W, 9-6
3/11	Nebraska-Kearney	..... W, 12-2
3/14	at Texas A&M	..... W, 3-2
3/15	at Texas A&M	..... L, 1-5
3/16	at Texas A&M	..... L, 3-6
3/18	at Rice	..... L, 1-4
3/19	at Sam Houston State	..... L, 3-10
3/21	Kansas State	..... W, 12-3
3/22	Kansas State	..... W, 10-4
3/23	Kansas State	..... W, 11-9
3/25	Cal Poly	..... W, 8-3
3/26	Cal Poly	..... W, 6-0
3/28	at Oklahoma	..... W, 5-1
3/29	at Oklahoma	..... W, 8-6
3/30	at Oklahoma	..... W, 5-2
4/1	Western Illinois	..... W, 16-2
4/2	Western Illinois	..... W, 5-3
4/4	at Kansas	..... W, 16-7
4/5	at Kansas (DH)	..... L, 4-5
4/5	at Kansas (DH)	..... W, 13-0 (7)
4/8	at Wichita State	..... L, 5-7
4/11	Missouri	..... L, 3-4
4/12	Missouri	..... W, 11-9 (10)
4/13	Missouri	..... W, 7-6
4/15	McNeese State	..... W, 11-1
4/16	McNeese State	..... W, 8-5
4/18	Texas	..... W, 3-2
4/19	Texas	..... W, 6-4
4/20	Texas	..... L, 4-10
4/22	Creighton	..... W, 8-7
4/23	South Dakota	..... W, 9-1
4/25	at Texas Tech	..... L, 9-16
4/26	at Texas Tech	..... W, 6-3
4/27	at Texas Tech	..... W, 8-4
4/29	Creighton	..... W, 8-0
4/30	Minnesota	..... W, 9-2
5/2	Louisiana-Lafayette	..... L, 2-4
5/3	Louisiana-Lafayette	..... W, 6-2
5/4	Louisiana-Lafayette	..... L, 2-8
5/11	Oklahoma State (DH)	..... W, 8-7
5/11	Oklahoma State (DH)	..... W, 5-2
5/12	Oklahoma State	..... W, 9-1
5/13	vs. Creighton	..... W, 9-5
5/16	Baylor	..... W, 6-2
5/17	Baylor	..... L, 1-7
5/18	Baylor	..... W, 7-6

# YEAR-BY-YEAR RESULTS

## BIG 12 TOURNAMENT

### at Oklahoma City, Okla.

5/21	vs. Kansas.....	W, 9-4
5/22	vs. Baylor.....	W, 9-5
5/22	vs. Baylor.....	L, 5-7 (14)
5/22	vs. Baylor.....	L, 2-6

## NCAA LINCOLN REGIONAL

5/29	Eastern Michigan.....	W, 16-11
5/30	Southwest Missouri State... L, 2-4	
5/30	Eastern Michigan.....	W, 18-2
6/1	Southwest Missouri State... W, 9-5	
6/1	Southwest Missouri State... L, 0-7	

## 2004

### (36-23, 11-16 Big 12)

2/20	vs. Northwestern.....	W, 19-3
2/21	at New Mexico.....	W, 12-8
2/22	vs. Kent State.....	W, 22-9
2/27	vs. Northwestern State.....	W, 8-4
2/28	at Rice.....	L, 2-4
2/29	vs. North Carolina.....	W, 10-4
3/5	vs. Florida State.....	L, 3-5
3/6	at Minnesota.....	L, 1-3
3/7	vs. West Virginia.....	W, 13-6
3/12	vs. San Diego.....	W, 5-4 (12)
3/13	vs. UCLA.....	L, 2-4
3/14	vs. San Diego State.....	W, 6-2
3/17	Western Illinois (DH).....	W, 5-3
3/17	Western Illinois (DH).....	W, 8-0
3/19	Boston College.....	W, 10-1
3/20	Boston College.....	W, 3-2 (10)
3/21	Boston College.....	W, 10-1
3/23	at Creighton.....	W, 7-3
3/26	Kansas.....	W, 3-2
3/28	Kansas (DH).....	L, 9-12
3/28	Kansas (DH).....	W, 13-3 (7)
3/30	UW-Milwaukee.....	W, 10-0
3/31	UW-Milwaukee.....	W, 9-0
4/2	at Kansas State.....	W, 8-0
4/3	at Kansas State.....	W, 4-0
4/4	at Kansas State.....	W, 9-5
4/5	New Mexico.....	W, 7-3
4/6	New Mexico.....	W, 14-7
4/9	Texas Tech.....	W, 3-1
4/10	Texas Tech.....	L, 7-10
4/11	Texas Tech.....	L, 3-10
4/13	Wichita State.....	W, 7-4
4/16	at Missouri.....	L, 2-3
4/17	at Missouri.....	L, 11-16
4/18	at Missouri.....	W, 11-10
4/20	Creighton.....	L, 4-6
4/23	at Texas.....	L, 2-8
4/24	at Texas.....	L, 2-4
4/25	at Texas.....	W, 4-3
4/27	Northern Colorado.....	W, 4-3
4/28	Northern Colorado.....	W, 13-7
4/30	Texas A&M.....	W, 4-1
5/1	Texas A&M.....	L, 2-4
5/2	Texas A&M.....	L, 6-7
5/8	at Oklahoma State.....	L, 4-7
5/9	at Oklahoma State.....	L, 2-6
5/10	at Oklahoma State.....	W, 9-1
5/11	Northern Iowa.....	W, 15-6
5/12	Northern Iowa.....	W, 5-2
5/14	at Baylor.....	L, 1-2
5/15	at Baylor.....	L, 2-3
5/16	at Baylor.....	L, 4-9
5/18	vs. Creighton.....	W, 12-1
5/21	Oklahoma.....	L, 4-6
5/22	Oklahoma.....	W, 1-0 (11)
5/23	Oklahoma.....	L, 1-2

## BIG 12 TOURNAMENT at Arlington, Texas

5/26	vs. Texas.....	W, 5-3
5/28	vs. Oklahoma State.....	L, 1-7
5/28	vs. Texas.....	L, 5-6

## 2005

### (57-15, 19-8 Big 12)

## Big 12 Regular Season Champions Big 12 Tournament Champions College World Series

2/17	at Hawaii-Hilo.....	W, 12-4
2/18	at Hawaii-Hilo (DH).....	W, 2-1
2/18	at Hawaii-Hilo (DH).....	W, 5-1
2/19	at Hawaii-Hilo.....	W, 6-3
2/20	at Hawaii-Hilo.....	W, 8-1
2/25	vs. New Mexico.....	W, 12-0
2/27	at Rice.....	W, 6-3
3/4	vs. Rice.....	W, 4-3
3/5	vs. Texas State.....	L, 1-2
3/6	vs. USC.....	L, 4-5
3/11	South Dakota State.....	W, 7-2
3/12	South Dakota State (DH).....	W, 15-7
3/12	South Dakota State (DH).....	W, 15-3
3/13	South Dakota State.....	W, 17-4
3/15	Northern Colorado.....	W, 15-4
3/16	Northern Colorado.....	W, 5-2
3/17	Northern Colorado.....	W, 10-2
3/18	Seton Hall.....	W, 6-2
3/19	Seton Hall.....	W, 11-2
3/20	Seton Hall.....	W, 10-3
3/23	Western Illinois.....	W, 6-3
3/26	at Kansas (DH).....	L, 6-7
3/26	at Kansas (DH).....	W, 9-3
3/27	at Kansas.....	W, 9-4
3/29	Creighton.....	W, 10-2
4/1	Oklahoma State.....	W, 8-4
4/2	Oklahoma State.....	W, 6-0
4/3	Oklahoma State.....	W, 10-0
4/5	vs. Creighton.....	L, 3-4
4/6	Iowa.....	W, 6-1
4/8	Texas.....	W, 4-3 (16)
4/9	Texas.....	L, 4-11
4/10	Texas.....	L, 5-6 (8)
4/13	North Dakota State.....	W, 12-1
4/13	North Dakota State.....	W, 10-0
4/15	at Texas A&M.....	W, 2-1
4/16	at Texas A&M.....	L, 4-5
4/17	at Texas A&M.....	W, 6-4
4/20	vs. Northern Iowa.....	W, 7-4
4/22	Baylor.....	W, 8-4
4/23	Baylor.....	L, 1-4
4/24	Baylor.....	W, 4-3
4/27	at Wichita State.....	W, 4-2
4/28	at Oklahoma.....	L, 1-5
4/29	at Oklahoma.....	W, 8-1
4/30	at Oklahoma.....	W, 7-1
5/6	Missouri.....	L, 1-2
5/7	Missouri.....	W, 7-5
5/8	Missouri.....	W, 6-5
5/10	vs. Creighton.....	L, 3-5
5/13	at Texas Tech.....	W, 9-4
5/14	at Texas Tech.....	W, 6-1
5/15	at Texas Tech.....	L, 6-7
5/17	Northern Illinois.....	W, 10-2
5/18	Northern Illinois.....	W, 3-2
5/20	Kansas State.....	W, 5-4
5/21	Kansas State.....	W, 10-6
5/22	Kansas State.....	W, 3-1

## BIG 12 TOURNAMENT

### at Oklahoma City, Okla.

5/25	vs. Texas Tech.....	L, 2-5
5/26	vs. Oklahoma.....	W, 6-3
5/27	vs. Texas Tech.....	W, 2-1
5/28	vs. Missouri.....	W, 5-4
5/28	vs. Missouri.....	W, 17-9
5/29	vs. Baylor.....	W, 1-0

## NCAA LINCOLN REGIONAL

6/3	Illinois-Chicago.....	W, 8-6
6/4	Creighton.....	W, 10-8
6/5	Creighton.....	W, 10-2

## NCAA LINCOLN SUPER REGIONAL

6/10	Miami.....	W, 3-1
6/11	Miami.....	W, 6-3

## COLLEGE WORLD SERIES

6/17	vs. Arizona State.....	W, 5-3
------	------------------------	--------

6/19	vs. Florida.....	L, 4-7
6/21	vs. Arizona State.....	L, 7-8 (11)

## 2006

### (42-17, 17-10 Big 12)

## NCAA Tournament

2/16	at Charleston Southern... W, 11-1	
2/17	vs. NC State.....	W, 4-3
2/18	at The Citadel.....	L, 5-8
2/19	vs. Richmond.....	W, 5-4 (12)
2/24	vs. Texas State.....	W, 10-3
2/25	at Rice.....	L, 2-3
2/26	vs. St. John's.....	W, 12-4
3/3	vs. Notre Dame.....	W, 11-1
3/4	vs. Arizona.....	W, 3-1
3/5	at Minnesota.....	W, 4-1
3/10	Alabama.....	W, 2-1 (11)
3/11	Alabama.....	W, 5-1
3/12	Alabama.....	W, 6-2
3/14	Illinois State.....	W, 10-7
3/15	Illinois State.....	W, 12-6
3/17	South Dakota St. (DH)... W, 10-0 (7)	
3/17	South Dakota St. (DH)... W, 3-0 (7)	
3/25	Kansas (DH).....	W, 9-2
3/25	Kansas (DH).....	W, 4-1
3/26	Kansas.....	L, 6-7
3/28	Northern Colorado.....	L, 2-5
3/29	Northern Colorado.....	W, 9-1
3/31	at Kansas State.....	L, 5-11
4/1	at Kansas State.....	W, 5-4
4/2	at Kansas State.....	W, 12-2 (8)
4/4	at Creighton.....	W, 6-4
4/7	at Missouri.....	W, 6-3
4/8	at Missouri.....	W, 5-2 (13)
4/9	at Missouri.....	W, 13-7
4/11	at Iowa.....	W, 16-14 (13)
4/13	Texas A&M.....	W, 5-4
4/14	Texas A&M.....	W, 4-3
4/15	Texas A&M.....	W, 6-0
4/18	Creighton.....	W, 4-2
4/19	Nebraska-Kearney.....	W, 15-2
4/21	at Texas.....	L, 2-6
4/22	at Texas.....	W, 7-5
4/23	at Texas.....	W, 6-0
4/25	Wichita State.....	W, 11-0
4/29	Texas Tech (DH).....	W, 4-3 (11)
4/29	Texas Tech (DH).....	W, 14-4 (7)
4/30	Texas Tech.....	W, 14-4 (8)
5/6	at Oklahoma State.....	L, 4-5
5/7	at Oklahoma State.....	L, 6-7
5/8	at Oklahoma State.....	W, 10-6
5/10	Northern Iowa.....	L, 1-5
5/12	at Baylor.....	L, 5-6
5/13	at Baylor.....	L, 1-4
5/14	at Baylor.....	L, 2-12 (7)
5/16	at Creighton.....	W, 4-1
5/19	Oklahoma.....	L, 2-3
5/20	Oklahoma.....	W, 10-4
5/21	Oklahoma.....	L, 2-6

## BIG 12 TOURNAMENT

### at Oklahoma City, Okla.

5/24	vs. Baylor.....	W, 3-2
5/25	vs. Texas Tech.....	W, 6-4
5/27	vs. Texas.....	W, 6-5
5/28	vs. Kansas.....	L, 7-9

## NCAA LINCOLN REGIONAL

6/2	Manhattan.....	L, 1-4
6/3	San Francisco.....	L, 1-5

## 2007

### (32-27, 14-13 Big 12)

## NCAA Tournament

2/16	vs. New Mexico (DH).....	W, 6-2
2/16	vs. New Mexico (DH).....	L, 2-6
2/17	at Texas-Arlington.....	W, 5-4
2/18	vs. Illinois State.....	W, 7-3
2/23	vs. TAMU-Corpus Christi... W, 9-1	
2/24	at Rice.....	L, 5-9
2/25	vs. Florida Atlantic.....	W, 8-7
3/4	vs. Iowa.....	L, 8-12 (8)
3/4	vs. Notre Dame.....	L, 6-16 (7)
3/5	at Stetson.....	W, 6-2

3/9	at Alabama.....	L, 0-8
3/10	at Alabama.....	W, 4-3
3/11	at Alabama.....	W, 6-5
3/13	Wayne State.....	W, 6-1
3/15	at Texas Tech.....	L, 6-7 (11)
3/16	at Texas Tech.....	W, 13-1
3/17	at Texas Tech.....	L, 8-9
3/20	Western Illinois.....	W, 3-2
3/21	Western Illinois.....	W, 8-0
3/23	Missouri.....	L, 1-5 (11)
3/24	Missouri.....	L, 3-4
3/25	Missouri.....	W, 16-1
3/27	Northern Colorado.....	W, 5-3
3/28	Northern Colorado.....	W, 4-1
3/30	at Texas A&M.....	W, 11-4
3/31	at Texas A&M.....	L, 5-8
4/1	at Texas A&M.....	L, 7-8
4/3	at Creighton.....	W, 12-10
4/6	Oklahoma State.....	W, 5-2
4/7	Oklahoma State.....	W, 9-2
4/8	Oklahoma State.....	L, 5-7
4/10	Iowa.....	W, 7-6
4/11	at Wichita State.....	L, 3-5
4/13	at Oklahoma.....	L, 0-3
4/14	at Oklahoma.....	W, 6-4
4/15	at Oklahoma.....	W, 12-5
4/17	Creighton.....	L, 1-2
4/20	Texas.....	W, 7-0
4/21	Texas.....	L, 4-8
4/22	Texas.....	L, 2-6
4/27	Kansas State.....	W, 4-3
4/28	Kansas State.....	W, 6-3
4/29	Kansas State.....	L, 2-8 (10)
5/4	Coastal Carolina.....	L, 3-8
5/5	Coastal Carolina.....	L, 4-5
5/11	Baylor.....	L, 2-9
5/12	Baylor.....	W, 10-4
5/13	Baylor.....	W, 6-4
5/15	vs. Creighton.....	L, 2-9
5/18	at Kansas.....	L, 5-10
5/19	at Kansas.....	W, 11-9
5/20	at Kansas.....	W, 4-2

## BIG 12 TOURNAMENT

### at Oklahoma City, Okla.

5/23	vs. Texas A&M.....	W, 5-3
5/24	vs. Kansas State.....	L, 1-5
5/26	vs. Texas.....	L, 4-5

## NCAA TEMPE REGIONAL

6/1	vs. UC Riverside.....	L, 5-10
6/2	vs. Monmouth.....	W, 6-5
6/3	vs. UC Riverside.....	W, 11-1
6/3	at Arizona State.....	L, 7-19

## 2008

### (41-16-1, 17-9-1 Big 12)

## NCAA Tournament

2/22	at Stanford (DH).....	L, 7-17
2/22	at Stanford (DH).....	W, 9-2
2/23	at Stanford.....	L, 2-4
2/29	UC Riverside.....	W, 3-2
3/1	UC Riverside (DH).....	W, 10-4
3/1	UC Riverside (DH).....	W, 5-2
3/2	UC Riverside.....	W, 13-1 (7)
3/4	Nebraska-Kearney.....	W, 11-2
3/8	Northern Colorado.....	W, 12-2
3/9	Northern Colorado (DH) ... W, 3-2	
3/9	Northern Colorado (DH) ... W, 8-5	
3/10	Northern Colorado.....	W, 7-0
3/11	South Dakota State.....	W, 7-3
3/14	at Kansas State.....	W, 2-1
3/15	at Kansas State.....	W, 11-4
3/16	at Kansas State.....	W, 5-3 (10)
3/18	Arkansas.....	W, 6-1
3/19	Arkansas.....	L, 4-9
3/21	Oklahoma.....	W, 4-2
3/22	Oklahoma.....	W, 4-3
3/23	Oklahoma.....	T, 8-8 (10)
3/25	Northern Colorado.....	W, 10-0
3/26	Northern Colorado.....	W, 9-4
3/28	at Texas.....	W, 14-4
3/29	at Texas.....	W, 2-0
3/30	at Texas.....	L, 3-12

# YEAR-BY-YEAR RESULTS

4/4 Texas Tech ..... W, 6-2  
 4/5 Texas Tech ..... W, 5-2  
 4/6 Texas Tech ..... W, 5-3  
 4/11 at Oklahoma State ..... L, 0-1  
 4/12 at Oklahoma State ..... L, 2-19  
 4/13 at Oklahoma State ..... W, 14-5  
 4/15 Wichita State ..... W, 3-0  
 4/18 Kansas ..... W, 7-6  
 4/19 Kansas ..... W, 8-6  
 4/20 Kansas ..... L, 3-6  
 4/22 Creighton ..... W, 4-3  
 4/23 at Creighton ..... W, 16-7  
 4/26 at Baylor (DH) ..... W, 6-4 (10)  
 4/26 at Baylor (DH) ..... W, 14-1 (7)  
 4/27 at Baylor ..... L, 3-8  
 4/29 Western Illinois ..... W, 6-4  
 4/30 Western Illinois ..... W, 6-1  
 5/3 UL-Lafayette (DH) ..... W, 4-3  
 5/3 UL-Lafayette (DH) ..... W, 4-3 (14)  
 5/9 Texas A&M ..... L, 3-6 (16)  
 5/11 Texas A&M (DH) ..... W, 9-8  
 5/11 Texas A&M (DH) ..... W, 13-10  
 5/13 vs. Creighton ..... W, 8-1  
 5/16 at Missouri ..... L, 1-8  
 5/17 at Missouri ..... L, 9-22  
 5/18 at Missouri ..... L, 3-7

## BIG 12 TOURNAMENT at Oklahoma City, Okla.

5/21 vs. Baylor ..... L, 4-10  
 5/23 vs. Kansas State ..... W, 5-2  
 5/24 vs. Oklahoma State ..... L, 5-11

## NCAA LINCOLN REGIONAL

5/30 vs. Eastern Illinois ..... W, 13-10  
 5/31 vs. UC Irvine ..... L, 2-3  
 6/1 vs. Oral Roberts ..... L, 0-8

## 2009

### (25-28-1, 8-19 Big 12)

2/20 at UL-Lafayette ..... W, 4-3 (15)  
 2/21 at UL-Lafayette (DH) ..... L, 1-2  
 2/21 at UL-Lafayette (DH) ..... W, 9-8  
 2/22 at UL-Lafayette ..... T, 5-5 (10)  
 2/25 North Dakota ..... W, 10-6  
 2/27 vs. Missouri State ..... W, 14-12  
 2/28 vs. St. Mary's ..... L, 5-7 (10)  
 2/28 at Sam Houston State ..... W, 8-1  
 3/1 vs. Missouri State ..... L, 2-3  
 3/4 South Dakota State ..... W, 11-2  
 3/6 Cal St. Northridge ..... W, 9-3  
 3/7 Cal St. Northridge (DH) ..... W, 11-5  
 3/7 Cal St. Northridge (DH) ..... W, 12-6  
 3/8 Cal St. Northridge ..... W, 8-2  
 3/14 at Texas Tech (DH) ..... L, 8-16  
 3/14 at Texas Tech (DH) ..... W, 10-1  
 3/15 at Texas Tech ..... L, 3-10  
 3/17 at Arkansas ..... L, 3-7  
 3/18 at Arkansas ..... W, 7-3  
 3/20 Oklahoma State ..... W, 11-4  
 3/21 Oklahoma State ..... W, 12-4  
 3/22 Oklahoma State ..... L, 3-6  
 3/24 Northern Colorado ..... W, 14-13  
 3/25 Northern Colorado ..... L, 7-10  
 3/29 at Oklahoma (DH) ..... L, 12-9  
 3/29 at Oklahoma (DH) ..... W, 11-9  
 3/30 at Oklahoma ..... L, 6-16 (8)  
 3/31 at Wichita State ..... L, 7-9  
 4/3 Kansas State (DH) ..... L, 1-15  
 4/3 Kansas State (DH) ..... L, 3-9  
 4/4 Kansas State ..... L, 3-5  
 4/7 Creighton ..... L, 0-15  
 4/10 Texas (DH) ..... L, 5-7  
 4/10 Texas (DH) ..... L, 7-11  
 4/11 Texas ..... L, 2-9  
 4/14 Iowa ..... W, 8-5  
 4/17 at Texas A&M ..... L, 2-8  
 4/18 at Texas A&M ..... L, 1-10  
 4/19 at Texas A&M ..... L, 1-10  
 4/21 at Creighton ..... W, 4-3 (12)  
 4/24 at Kansas ..... W, 11-4  
 4/26 at Kansas (DH) ..... L, 2-8  
 4/26 at Kansas (DH) ..... L, 4-9  
 4/28 New Mexico ..... W, 4-2

4/29 New Mexico ..... W, 9-5  
 5/1 Missouri ..... L, 4-8  
 5/2 Missouri ..... L, 3-6  
 5/3 Missouri ..... L, 9-12  
 5/8 Cal State Bakersfield ..... W, 9-6  
 5/9 Cal State Bakersfield ..... L, 8-10  
 5/10 Cal State Bakersfield ..... L, 7-8  
 5/15 Baylor ..... W, 10-4  
 5/16 Baylor ..... W, 5-0  
 5/17 Baylor ..... W, 9-4

## 2010

### (27-27, 10-17 Big 12)

2/19 at Fresno State ..... L, 5-7  
 2/20 at Fresno State ..... L, 2-8  
 2/21 at Fresno State ..... L, 9-10 (11)  
 2/22 at Fresno State ..... W, 4-1  
 2/26 vs. TAMU-Corpus Christi ..... W, 21-9  
 2/27 at Rice ..... L, 3-4  
 2/28 vs. Elon ..... W, 5-3  
 3/5 at UCLA (DH) ..... L, 1-13  
 3/5 at UCLA (DH) ..... L, 3-5  
 3/6 at UCLA ..... L, 4-5  
 3/10 Nebraska-Kearney ..... W, 8-1  
 3/13 Houston Baptist (DH) ..... W, 10-2  
 3/13 Houston Baptist (DH) ..... W, 8-0  
 3/14 Houston Baptist ..... W, 13-4  
 3/16 South Dakota State ..... W, 12-6  
 3/19 at Texas ..... L, 5-6  
 3/20 at Texas ..... W, 5-3  
 3/21 at Texas ..... L, 3-13 (8)  
 3/23 Northern Colorado ..... W, 15-5  
 3/24 Northern Colorado ..... W, 15-2  
 3/26 Oklahoma ..... L, 2-10  
 3/27 Oklahoma ..... L, 1-4  
 3/28 Oklahoma ..... W, 10-0 (7)  
 3/30 North Dakota ..... W, 11-10  
 3/31 North Dakota ..... W, 10-4  
 4/2 at Oklahoma State ..... L, 2-8  
 4/3 at Oklahoma State ..... W, 9-2  
 4/4 at Oklahoma State ..... L, 9-11  
 4/6 Creighton ..... L, 5-13  
 4/9 at Kansas State ..... W, 5-3  
 4/10 at Kansas State ..... L, 5-13  
 4/11 at Kansas State ..... L, 3-8  
 4/13 Wichita State ..... W, 14-0  
 4/16 Kansas ..... W, 11-7  
 4/17 Kansas ..... L, 4-7  
 4/18 Kansas ..... L, 1-6  
 4/20 at Creighton ..... L, 5-8  
 4/23 at Baylor ..... L, 6-7  
 4/24 at Baylor ..... W, 6-2  
 4/25 at Baylor ..... L, 1-4  
 4/27 at Iowa ..... L, 2-5  
 4/30 Texas A&M ..... L, 1-6  
 5/1 Texas A&M ..... L, 5-10  
 5/2 Texas A&M ..... W, 1-0  
 5/7 Southeast Missouri State ..... W, 6-2  
 5/8 Southeast Missouri State ..... W, 20-6  
 5/9 Southeast Missouri State ..... W, 10-3  
 5/14 at Missouri ..... L, 0-2  
 5/15 at Missouri ..... L, 7-12  
 5/16 at Missouri ..... L, 5-6  
 5/18 vs. Creighton ..... W, 21-5  
 5/21 Texas Tech ..... W, 9-3  
 5/22 Texas Tech ..... W, 8-6  
 5/23 Texas Tech ..... W, 8-7

## 2011

### (30-25, 9-17 Big 12)

2/18 at Texas State ..... L, 2-7  
 2/19 vs. Air Force ..... W, 8-1  
 2/19 vs. Washington ..... W, 10-3  
 2/20 vs. Missouri State ..... W, 16-4  
 2/25 vs. Northern Colorado ..... W, 12-8  
 2/26 vs. Northern Colorado ..... W, 3-0  
 2/26 at Sam Houston State ..... L, 1-7  
 2/27 at Sam Houston State ..... L, 9-10  
 3/2 Nebraska-Kearney ..... W, 13-1  
 3/4 UCLA ..... L, 0-1 (11)  
 3/5 UCLA ..... W, 2-1 (12)  
 3/6 UCLA ..... W, 5-4 (11)  
 3/11 Fresno State ..... L, 5-8  
 3/12 Fresno State ..... L, 0-1

3/13 Fresno State ..... W, 5-4  
 3/15 South Dakota State ..... W, 8-3  
 3/16 at Kansas State ..... L, 5-6  
 3/18 North Dakota ..... W, 10-1  
 3/19 North Dakota (DH) ..... W, 6-0  
 3/19 North Dakota (DH) ..... W, 10-4  
 3/20 North Dakota ..... W, 8-6  
 3/22 Northern Colorado ..... W, 5-4  
 3/23 Northern Colorado ..... W, 13-2  
 3/25 at Texas Tech ..... W, 15-5  
 3/26 at Texas Tech ..... L, 8-10  
 3/27 at Texas Tech ..... L, 0-3  
 3/30 Doane ..... W, 6-1  
 4/1 Oklahoma State ..... L, 7-12  
 4/2 Oklahoma State ..... L, 0-10  
 4/3 Oklahoma State ..... W, 6-4  
 4/5 Creighton ..... W, 8-5  
 4/8 at Kansas ..... L, 4-5  
 4/9 at Kansas ..... W, 4-2  
 4/10 at Kansas ..... L, 5-11  
 4/12 at Wichita State ..... W, 5-4  
 4/16 Kansas State ..... W, 3-2  
 4/17 Kansas State ..... L, 2-3  
 4/18 Kansas State ..... W, 5-4  
 4/19 at Creighton ..... W, 2-1  
 4/22 at Oklahoma ..... L, 2-9  
 4/23 at Oklahoma ..... L, 1-4  
 4/26 Iowa ..... W, 7-3  
 4/29 Baylor ..... L, 2-6  
 4/30 Baylor ..... W, 6-2  
 5/1 Baylor ..... L, 0-1  
 5/6 Texas ..... L, 3-5  
 5/7 Texas ..... L, 6-16  
 5/8 Texas ..... W, 6-3  
 5/10 at Creighton ..... L, 8-9  
 5/13 at Texas A&M ..... L, 3-7  
 5/14 at Texas A&M ..... L, 2-5  
 5/15 at Texas A&M ..... L, 1-5  
 5/19 Missouri ..... L, 5-10  
 5/21 Missouri (DH) ..... W, 8-5  
 5/21 Missouri (DH) ..... W, 4-3

## 2012

### (35-23, 14-10 Big Ten)

2/17 vs. Gonzaga ..... L, 4-7  
 2/18 vs. Gonzaga ..... L, 8-10  
 2/19 vs. Gonzaga ..... L, 4-5  
 2/24 vs. Utah ..... W, 5-2  
 2/25 vs. Utah ..... W, 15-0  
 2/25 at TAMU-Corpus Christi ..... W, 7-1  
 2/26 vs. UNLV ..... W, 8-7  
 3/2 vs. West Virginia ..... L, 1-4  
 3/3 vs. New Mexico State ..... W, 6-4  
 3/4 at Minnesota ..... W, 10-3  
 3/6 Kansas State ..... W, 9-6  
 3/7 Nebraska-Kearney ..... W, 4-1  
 3/9 California ..... L, 8-11 (11)  
 3/10 California ..... W, 12-5  
 3/11 California ..... L, 0-4  
 3/12 California ..... W, 9-5  
 3/13 South Dakota State ..... W, 12-3  
 3/15 Louisiana Tech ..... W, 9-2  
 3/16 Louisiana Tech ..... W, 22-3  
 3/17 Louisiana Tech ..... W, 11-4  
 3/18 Louisiana Tech ..... L, 5-6  
 3/20 Northern Colorado ..... W, 12-3  
 3/21 Northern Colorado ..... L, 4-6  
 3/23 Illinois ..... L, 3-11  
 3/24 Illinois ..... W, 18-5  
 3/25 Illinois ..... W, 13-3  
 3/27 Kansas State ..... W, 6-3  
 3/30 at Northwestern ..... W, 7-4  
 3/31 at Northwestern ..... L, 4-8  
 4/1 at Northwestern ..... L, 1-6  
 4/3 at Kansas State ..... W, 6-0  
 4/6 Iowa ..... L, 3-4  
 4/7 Iowa ..... W, 9-4  
 4/8 Iowa ..... W, 9-8  
 4/10 Creighton ..... W, 5-3  
 4/13 at Ohio State ..... L, 2-10  
 4/15 at Ohio State (DH) ..... W, 5-4  
 4/15 at Ohio State (DH) ..... W, 17-9  
 4/20 Purdue ..... L, 5-8  
 4/21 Purdue ..... W, 8-3

4/22 Purdue ..... L, 3-8  
 4/24 at Creighton ..... W, 4-1  
 4/28 CSU Bakersfield (DH) ..... W, 3-2 (11)  
 4/28 CSU Bakersfield (DH) ..... L, 2-10  
 5/5 at Indiana ..... W, 13-2  
 5/6 at Indiana (DH) ..... L, 5-7  
 5/6 at Indiana (DH) ..... L, 6-9  
 5/8 at Creighton ..... L, 1-8  
 5/11 Minnesota ..... W, 4-3  
 5/12 Minnesota ..... W, 8-7  
 5/13 Minnesota ..... W, 6-5  
 5/15 Wichita State ..... L, 2-13  
 5/17 at Michigan ..... W, 15-2  
 5/18 at Michigan ..... L, 5-6  
 5/19 at Michigan ..... W, 7-3

## BIG TEN TOURNAMENT at Columbus, Ohio

5/23 vs. Michigan State ..... L, 9-10  
 5/24 vs. Penn State ..... W, 12-3  
 5/25 vs. Ohio State ..... L, 2-6

## 2013

### (29-30, 15-9 Big Ten)

2/15 at CSU Bakersfield ..... L, 4-9  
 2/16 at Cal State Fullerton (DH) ..... L, 5-10  
 2/16 at Cal State Fullerton (DH) ..... L, 0-9  
 2/17 at USC ..... L, 3-4  
 2/22 at Texas ..... L, 2-8  
 2/23 at Texas ..... L, 3-4  
 2/24 at Texas ..... L, 0-2  
 3/2 New Mexico ..... W, 8-5  
 3/3 New Mexico ..... W, 3-0  
 3/6 Northern Colorado (DH) ..... W, 10-5  
 3/6 Northern Colorado (DH) ..... W, 5-1  
 3/8 at Louisiana Tech ..... L, 0-5  
 3/9 at Louisiana Tech (DH) ..... L, 1-2  
 3/9 at Louisiana Tech (DH) ..... W, 3-2  
 3/15 at UC Irvine ..... L, 1-2  
 3/16 at UC Irvine ..... W, 4-1  
 3/17 at UC Irvine ..... L, 0-2  
 3/19 at Cal State Fullerton ..... L, 7-8 (11)  
 3/20 at Cal State Fullerton ..... L, 4-10  
 3/22 at Illinois ..... W, 9-5  
 3/23 at Illinois (DH) ..... L, 7-8  
 3/23 at Illinois (DH) ..... W, 6-4  
 3/26 at Kansas State ..... L, 8-10  
 3/29 Northwestern ..... W, 10-9 (16)  
 3/30 Northwestern ..... W, 8-5  
 3/31 Northwestern ..... W, 8-6  
 4/2 at Kansas State ..... L, 1-9  
 4/5 at Iowa ..... W, 12-5  
 4/6 at Iowa ..... W, 12-8  
 4/7 at Iowa ..... L, 5-6  
 4/12 Ohio State ..... W, 11-2  
 4/13 Ohio State ..... L, 5-6 (11)  
 4/14 Ohio State ..... L, 4-7  
 4/16 Arkansas (DH) ..... W, 3-0  
 4/16 Arkansas (DH) ..... W, 4-2  
 4/20 at Purdue (DH) ..... W, 10-2  
 4/20 at Purdue (DH) ..... W, 10-4  
 4/21 at Purdue ..... W, 12-2  
 4/24 Kansas State ..... L, 10-13  
 4/26 at Creighton ..... L, 3-5  
 4/27 vs. Oklahoma St. (DH) ..... L, 3-5 (10)  
 4/27 vs. Oklahoma St. (DH) ..... L, 0-4  
 4/28 vs. Rutgers ..... W, 3-1  
 5/4 Indiana ..... L, 6-8  
 5/5 Indiana ..... W, 3-2  
 5/6 Indiana ..... L, 2-10  
 5/10 at Minnesota ..... W, 6-0  
 5/11 at Minnesota ..... L, 3-4  
 5/12 at Minnesota ..... W, 8-0  
 5/14 at Creighton ..... W, 12-9  
 5/16 Michigan ..... L, 5-7  
 5/17 Michigan ..... W, 9-6  
 5/18 Michigan ..... L, 9-19

## BIG TEN TOURNAMENT at Minneapolis, Minn.

5/22 vs. Michigan ..... W, 11-2  
 5/23 vs. Ohio State ..... L, 2-3  
 5/24 vs. Minnesota ..... W, 7-4  
 5/25 vs. Ohio State ..... W, 5-0

# YEAR-BY-YEAR RESULTS

5/25 vs. Indiana ..... W, 7-6 (11)  
5/26 vs. Indiana ..... L, 3-4

**2014  
(41-21, 18-6 Big Ten)  
NCAA Tournament**

2/14 vs. Pacific..... W, 5-3  
2/15 vs. Oregon State ..... L, 7-15  
2/15 vs. Gonzaga..... W, 7-4  
2/16 vs. Gonzaga..... L, 3-5  
2/21 vs. Oregon State ..... W, 9-2  
2/22 vs. Washington..... W, 13-3  
2/23 vs. Utah ..... L, 3-4  
2/28 at The Citadel..... L, 3-6  
3/1 at The Citadel..... L, 8-12  
3/2 at The Citadel..... W, 4-0  
3/7 St. John's..... W, 12-4  
3/8 St. John's..... W, 7-6  
3/9 St. John's..... W, 14-7  
3/11 Northern Colorado..... W, 10-2  
3/12 Northern Colorado..... L, 2-9  
3/14 UC Irvine..... L, 6-7  
3/15 UC Irvine (DH) ..... W, 13-4  
3/15 UC Irvine (DH) ..... W, 7-4  
3/19 Creighton ..... W, 5-4 (10)  
3/21 at Iowa..... L, 1-2  
3/22 at Iowa..... W, 5-1  
3/23 at Iowa..... L, 4-8  
3/25 at Wichita State ..... W, 7-3  
3/26 at Kansas State..... L, 6-12  
3/28 UNLV ..... L, 2-5  
3/29 UNLV ..... L, 4-5  
3/30 UNLV ..... W, 5-3  
4/1 at Arkansas..... L, 3-4  
4/2 at Arkansas..... W, 6-4  
4/4 Ohio State..... W, 3-2  
4/5 Ohio State..... W, 4-3  
4/6 Ohio State..... W, 2-1  
4/8 at Creighton ..... W, 4-2  
4/9 Kansas State ..... L, 6-10  
4/11 at Minnesota ..... W, 8-6  
4/12 at Minnesota ..... W, 5-2  
4/13 at Minnesota ..... W, 3-2 (10)  
4/15 Kansas State ..... W, 14-5  
4/16 Omaha ..... W, 17-6  
4/18 Northwestern ..... L, 1-2 (12)  
4/19 Northwestern (DH)..... L, 2-3  
4/20 Northwestern (DH)..... W, 10-9  
4/25 at Michigan ..... W, 6-4  
4/26 at Michigan ..... W, 3-1  
4/27 at Michigan ..... L, 5-7  
4/30 at Omaha ..... W, 4-1  
5/2 Penn State ..... W, 13-3  
5/3 Penn State ..... W, 9-2  
5/4 Penn State ..... W, 8-5  
5/10 at Michigan State ..... W, 5-3  
5/11 at Michigan State ..... W, 4-1  
5/12 at Michigan State ..... W, 4-1 (7)  
5/15 Illinois ..... W, 2-1  
5/16 Illinois ..... L, 1-5  
5/17 Illinois ..... W, 7-4 (10)

**BIG TEN TOURNAMENT  
at Omaha, Neb.**

5/21 vs. Ohio State..... W, 7-6  
5/22 vs. Michigan State..... W, 3-2  
5/24 vs. Michigan ..... W, 6-1  
5/25 vs. Indiana ..... L, 4-8

**NCAA STILLWATER REGIONAL**

5/30 vs. Cal State Fullerton ..... L, 1-5  
5/31 vs. Binghamton ..... W, 8-6  
6/1 vs. Cal State Fullerton ..... L, 3-4

**2015  
(34-23, 9-14 Big Ten)**

2/13 at UNLV ..... W, 2-0  
2/14 at UNLV ..... L, 3-5  
2/15 at UNLV ..... L, 0-3  
2/19 vs. BYU ..... W, 6-3  
2/20 vs. BYU (DH) ..... L, 3-8  
2/20 vs. BYU (DH) ..... W, 3-1 (11)  
2/21 vs. BYU ..... W, 9-1  
2/27 at Loyola Marymount ..... L, 1-4

2/28 at Loyola Marymount ..... W, 8-1  
3/1 at Loyola Marymount ..... W, 5-1  
3/6 vs. Texas A&M..... L, 1-2  
3/7 vs. Hawaii ..... W, 4-3  
3/8 vs. LSU..... L, 2-4  
3/10 Northern Colorado..... W, 9-3  
3/11 Northern Colorado..... W, 9-2  
3/13 Florida Gulf Coast ..... W, 6-3  
3/14 Florida Gulf Coast ..... W, 8-2  
3/15 Florida Gulf Coast ..... W, 3-2  
3/17 Indiana State ..... W, 4-3  
3/18 Indiana State ..... W, 3-2  
3/20 Michigan ..... W, 14-3  
3/21 Michigan..... W, 5-1  
3/22 Michigan..... W, 6-3  
3/24 Cal State Fullerton ..... W, 7-2  
3/25 Cal State Fullerton ..... L, 3-4  
3/27 Texas ..... W, 3-1  
3/28 Texas ..... W, 1-0 (15)  
3/29 Texas ..... W, 6-2  
3/31 Creighton ..... W, 5-1  
4/1 at Omaha ..... W, 3-2 (10)  
4/4 at Maryland (DH) ..... L, 3-8  
4/4 at Maryland (DH) ..... L, 2-8  
4/5 at Maryland ..... L, 5-6  
4/7 at Kansas State..... W, 5-4 (10)  
4/10 Minnesota ..... L, 0-3  
4/11 Minnesota ..... W, 7-4  
4/12 Minnesota ..... W, 12-3  
4/14 at Creighton ..... W, 7-6  
4/15 Omaha ..... W, 8-6  
4/17 Ohio State ..... W, 5-2  
4/18 Ohio State..... L, 1-2 (10)  
4/19 Ohio State ..... L, 2-5 (10)  
4/21 Kansas State..... W, 10-4  
4/25 at Iowa..... L, 3-4  
4/26 at Iowa (DH)..... L, 2-3 (10)  
4/26 at Iowa (DH)..... L, 1-5  
4/28 at Creighton ..... W, 7-6  
5/1 at Northwestern ..... W, 4-2  
5/2 at Northwestern ..... L, 0-5  
5/3 at Northwestern ..... W, 11-0  
5/9 Purdue..... W, 9-6  
5/10 Purdue..... L, 1-2  
5/11 Purdue..... L, 6-9  
5/14 at Illinois ..... L, 3-6  
5/15 at Illinois ..... L, 9-10

**BIG TEN TOURNAMENT  
at Minneapolis, Minn.**

5/20 vs. Illinois..... L, 2-3  
5/21 vs. Michigan State..... L, 7-9

**2016  
(37-22, 16-8 Big Ten)  
NCAA Tournament**

2/19 at College of Charleston ... W, 4-0  
2/20 at College of Charleston .. L, 5-13  
2/21 at College of Charleston .... L, 3-7  
2/26 at San Diego ..... L, 5-17  
2/27 vs. Arizona ..... L, 10-11 (10)  
2/28 vs. Tulane..... W, 11-5  
3/4 at Long Beach St. .... W, 9-2  
3/5 at Long Beach St. (DH).. L, 0-1 (13)  
3/5 at Long Beach St. (DH)..... L, 1-3  
3/8 Northern Colorado..... W, 8-0  
3/9 Northern Colorado..... W, 7-1  
3/11 Loyola Marymount (DH) ... W, 6-4  
3/11 Loyola Marymount (DH) ... W, 7-0  
3/12 Loyola Marymount ..... W, 3-0  
3/13 Loyola Marymount ..... W, 5-4  
3/18 Wichita State ..... L, 5-17  
3/19 Wichita State..... W, 4-0  
3/20 Wichita State..... W, 7-3  
3/22 at Indiana State ..... W, 10-4  
3/23 at Indiana State ..... W, 11-4  
3/25 at Purdue..... W, 9-5  
3/26 at Purdue..... W, 11-6  
3/27 at Purdue..... W, 9-8  
3/29 Creighton ..... W, 8-2  
4/1 Illinois ..... L, 4-6  
4/2 Illinois ..... W, 9-8  
4/3 Illinois ..... W, 9-7  
4/5 Kansas State ..... L, 2-4

4/6 at Omaha ..... W, 11-6  
4/8 Northwestern ..... W, 3-2  
4/9 Northwestern ..... W, 8-7  
4/10 Northwestern ..... L, 3-11  
4/12 at Creighton ..... L, 3-4  
4/15 at Michigan ..... L, 6-10  
4/16 at Michigan ..... L, 2-7  
4/17 at Michigan ..... L, 1-6  
4/19 at Kansas State..... W, 5-1 (11)  
4/22 Nicholls State ..... W, 6-1  
4/23 Nicholls State ..... L, 1-7  
4/24 Nicholls State ..... W, 4-2  
4/27 vs. Kansas ..... W, 3-1  
4/29 at Rutgers ..... L, 2-3  
4/30 at Rutgers (DH)..... W, 8-1  
4/30 at Rutgers (DH) ..... W, 8-4  
5/7 at Michigan State ..... W, 6-3  
5/8 at Michigan State ..... L, 2-4  
5/9 at Michigan State ..... W, 7-4  
5/11 Omaha ..... W, 8-2  
5/13 Penn State ..... L, 4-7  
5/14 Penn State ..... W, 6-0  
5/15 Penn State..... W, 8-1  
5/17 at Creighton ..... W, 15-2  
5/19 Indiana..... W, 4-1  
5/20 Indiana..... W, 2-0  
5/21 Indiana..... W, 3-0

**BIG TEN TOURNAMENT  
at Omaha, Neb.**

5/25 vs. Michigan State..... L, 1-5  
5/26 vs. Indiana ..... L, 2-6

**NCAA CLEMSON REGIONAL**

6/3 vs. Oklahoma State ..... L, 0-6  
6/4 vs. Western Carolina ..... L, 1-4

**2017  
(35-22-1, 16-7-1 Big Ten)  
Big Ten Regular Season Champs  
NCAA Tournament**

2/17 vs. UC Riverside (DH) ..... L, 3-4  
2/17 vs. UC Riverside (DH) ..... W, 5-4  
2/23 vs. Oregon State ..... L, 1-10  
2/24 vs. Utah ..... L, 5-7  
2/25 vs. Oregon State ..... L, 2-5  
2/26 vs. Utah ..... W, 4-3  
3/3 vs. Oklahoma State ..... L, 0-1  
3/4 vs. Arkansas..... L, 5-15  
3/5 vs. Arizona..... W, 1-0  
3/7 Northern Colorado..... W, 8-2  
3/8 Northern Colorado..... W, 12-2  
3/10 Western Carolina..... L, 2-5  
3/11 Western Carolina..... L, 2-8  
3/12 Western Carolina..... W, 10-0  
3/17 College of Charleston .... W, 10-1  
3/18 College of Charleston ..... W, 6-1  
3/19 College of Charleston ..... W, 6-2  
3/21 at CSU Bakersfield..... L, 6-8  
3/23 at Cal Poly ..... W, 3-2  
3/24 at Cal Poly ..... L, 2-3  
3/25 at Cal Poly (DH)..... W, 6-5  
3/25 at Cal Poly (DH)..... W, 6-4  
3/28 Kansas State ..... W, 11-1  
3/31 at Indiana ..... W, 7-3  
4/1 at Indiana ..... W, 3-1  
4/2 at Indiana ..... T, 1-1 (11)  
4/4 Creighton ..... W, 14-6  
4/5 at Omaha ..... W, 3-1  
4/7 Maryland ..... W, 3-1  
4/8 Maryland ..... L, 5-8  
4/9 Maryland ..... W, 8-4  
4/11 at Kansas State ..... W, 6-1  
4/14 Iowa ..... L, 6-7 (10)  
4/15 Iowa ..... L, 3-5  
4/16 Iowa ..... W, 8-6  
4/18 at Creighton ..... L, 2-5  
4/21 at Minnesota ..... W, 5-3  
4/22 at Minnesota ..... L, 3-5  
4/23 at Minnesota ..... W, 9-4  
4/25 Omaha ..... W, 13-2  
4/28 at Ohio State ..... L, 7-9  
4/29 at Ohio State ..... W, 3-1  
4/30 at Ohio State..... W, 11-9

5/5 Rutgers..... W, 8-5  
5/6 Rutgers..... W, 9-3  
5/7 Rutgers..... W, 7-6  
5/10 at Creighton ..... W, 4-0  
5/12 Michigan State ..... L, 3-6  
5/13 Michigan State ..... W, 5-2  
5/14 Michigan State ..... W, 8-7  
5/18 at Penn State..... L, 7-8  
5/19 at Penn State..... W, 3-1  
5/20 at Penn State..... W, 21-3

**BIG TEN TOURNAMENT  
at Bloomington, Ind.**

5/24 vs. Purdue..... W, 15-9  
5/26 vs. Iowa ..... L, 0-2  
5/26 vs. Maryland ..... L, 5-8

**NCAA CORVALLIS REGIONAL**

6/2 vs. Yale..... L, 1-5  
6/3 vs. Holy Cross..... L, 4-7

**2018  
(24-28, 8-14 Big Ten)**

2/16 vs. UC Riverside ..... W, 8-3  
2/17 vs. Washington State..... W, 8-3  
2/17 vs. UC Riverside ..... L, 1-8  
2/18 vs. Washington State..... W, 5-3  
2/22 vs. Oregon State ..... L, 1-9  
2/23 vs. Utah ..... W, 4-2 (10)  
2/24 vs. Oregon State ..... L, 3-10  
2/25 vs. Utah ..... W, 7-4  
3/2 at Wichita State ..... L, 1-9  
3/3 at Wichita State ..... L, 3-6  
3/4 at Wichita State ..... W, 10-9 (10)  
3/8 Cal Poly ..... L, 8-14  
3/9 Cal Poly ..... W, 4-0  
3/10 Cal Poly (DH)..... W, 22-3  
3/10 Cal Poly (DH)..... W, 13-2  
3/13 Northern Colorado..... L, 3-6  
3/14 Northern Colorado..... W, 14-2  
3/17 Northwestern State ..... L, 2-6  
3/18 Northwestern State ..... W, 7-6  
3/20 at Oral Roberts..... L, 4-11  
3/21 at Oral Roberts..... W, 11-10  
3/23 Minnesota ..... L, 1-5  
3/24 Minnesota ..... W, 8-2  
3/25 Minnesota ..... L, 0-2  
3/27 at Creighton ..... L, 1-3  
3/30 at Ohio State..... W, 7-3  
3/31 at Ohio State..... L, 4-7  
4/1 at Ohio State ..... L, 14-15  
4/7 at Michigan State ..... L, 5-17  
4/8 at Michigan State ..... L, 3-5  
4/10 at Kansas State ..... W, 11-9  
4/13 Iowa (DH)..... L, 1-7  
4/13 Iowa (DH)..... W, 10-4  
4/17 Kansas State..... L, 3-4  
4/18 Omaha ..... L, 7-8  
4/20 at Rutgers ..... L, 2-4  
4/21 at Rutgers ..... W, 12-4  
4/22 at Rutgers ..... L, 4-8  
4/24 Creighton ..... L, 9-12  
4/26 Nevada ..... W, 9-5  
4/27 Nevada ..... W, 9-6  
4/28 Nevada ..... W, 12-5  
5/4 Maryland ..... L, 7-15  
5/5 Maryland ..... W, 17-8  
5/6 Maryland ..... W, 5-2  
5/8 at Creighton ..... L, 4-5  
5/11 Indiana..... W, 5-2  
5/12 Indiana..... L, 3-6  
5/13 Indiana..... L, 6-8  
5/17 at Illinois..... L, 2-5  
5/18 at Illinois ..... L, 6-13  
5/19 at Illinois ..... W, 11-8

**2019  
(32-24, 15-9 Big Ten)  
NCAA Tournament**

2/15 at UC Riverside ..... W, 21-6  
2/16 at UC Riverside (DH)..... L, 9-10  
2/16 at UC Riverside (DH)..... W, 10-6  
2/17 at UC Riverside..... W, 7-1  
2/22 vs. Oregon State (DH)..... L, 2-8



# YEAR-BY-YEAR RESULTS

2/22 vs. Oregon State (DH) ..... L, 3-5	3/7 vs. Purdue..... W, 4-0	4/20 North Dakota State ..... W, 4-3
2/23 vs. Oregon State ..... L, 1-17	3/12 vs. Ohio State..... W, 10-4	4/22 at Indiana ..... L, 7-8
2/24 vs. Oregon State ..... L, 3-8	3/13 vs. Iowa ..... W, 4-0	4/23 at Indiana ..... L, 1-8
3/1 vs. Texas Tech ..... W, 2-1	3/14 vs. Ohio State (DH)..... L, 4-6	4/24 at Indiana ..... W, 19-7
3/2 vs. Sam Houston State ... L, 10-11	3/14 vs. Iowa (DH) ..... L, 1-3	4/26 Kansas State ..... W, 8-6
3/8 at Baylor ..... W, 12-4	3/19 at Iowa..... L, 0-3	4/27 Omaha ..... W, 14-3 (7)
3/9 at Baylor ..... W, 2-0	3/20 at Iowa..... W, 10-8	4/29 Iowa..... L, 0-1
3/10 at Baylor ..... L, 3-10	3/21 at Iowa..... W, 13-8	5/1 Iowa (DH)..... W, 12-1 (7)
3/19 Air Force..... W, 7-6	3/26 Minnesota ..... W, 6-1	5/1 Iowa (DH)..... L, 3-5 (10)
3/20 Air Force..... W, 12-3	3/27 Minnesota (DH) ..... W, 6-4 (7)	5/6 at Minnesota ..... W, 12-5
3/22 Michigan State (DH) ..... W, 4-1	3/27 Minnesota (DH) ..... W, 17-5 (7)	5/7 at Minnesota ..... L, 8-9 (12)
3/22 Michigan State (DH) ..... W, 5-2	3/28 Minnesota ..... W, 10-2	5/8 at Minnesota ..... L, 1-3
3/24 Michigan State ..... W, 6-2	4/2 at Illinois ..... W, 8-6	5/13 at Illinois ..... 3-8
3/26 at Creighton ..... W, 6-3	4/3 at Illinois ..... L, 8-10	5/14 at Illinois ..... W, 11-2
3/29 at Minnesota ..... L, 2-5 (10)	4/4 at Illinois ..... W, 12-7	5/15 at Illinois ..... L, 4-5
3/31 at Minnesota (DH) ..... W, 10-1	4/9 Maryland..... W, 6-2	5/17 Oral Roberts..... W, 9-5
3/31 at Minnesota (DH) ..... L, 2-3	4/10 Maryland ..... L, 7-10	5/19 Michigan State ..... L, 1-4
4/2 at Kansas State..... W, 7-0	4/11 Maryland ..... W, 14-3	5/20 Michigan State ..... W, 6-3
4/5 Purdue..... W, 17-0	4/16 at Penn State..... W, 8-2	5/21 Michigan State ..... W, 10-9
4/6 Purdue..... W, 13-4	4/17 at Penn State..... W, 11-2	
4/7 Purdue..... W, 9-5	4/18 at Penn State..... W, 5-3	
4/9 Creighton ..... L, 2-10	4/23 at Michigan State ..... W, 4-0	
4/12 at Penn State..... W, 3-2	4/24 at Michigan State ..... L, 2-4	
4/13 at Penn State (DH)..... W, 4-2	4/25 at Michigan State ..... W, 9-6 (12)	
4/13 at Penn State (DH)..... W, 3-1	4/30 Rutgers ..... L, 4-9	
4/16 Kansas State ..... L, 0-5	5/1 Rutgers ..... L, 5-6	
4/17 at Omaha ..... W, 8-5	5/2 Rutgers ..... L, 0-6	
4/19 at Iowa..... L, 2-3	5/8 vs. Indiana ..... W, 7-6	
4/20 at Iowa..... L, 9-17	5/9 vs. Indiana ..... L, 2-4	
4/21 at Iowa..... W, 3-2	5/9 at Rutgers ..... W, 15-5	
4/23 at Creighton ..... L, 1-2	5/10 at Rutgers ..... W, 7-6 (13)	
4/26 Illinois ..... L, 1-8	5/14 Northwestern ..... W, 12-2	
4/27 Illinois ..... W, 4-3	5/15 Northwestern ..... W, 11-5	
4/28 Illinois ..... L, 5-6	5/21 at Indiana ..... W, 8-5	
5/4 at Northwestern ..... L, 2-4	5/22 vs. Ohio State..... W, 11-9	
5/5 at Northwestern ..... L, 2-10	5/22 at Indiana ..... W, 3-1	
5/6 at Northwestern ..... W, 6-4	5/23 vs. Ohio State..... W, 9-0	
5/10 Arizona State ..... L, 6-15	5/28 Michigan..... W, 1-0	
5/11 Arizona State ..... W, 2-1	5/29 Michigan (DH) ..... L, 0-2	
5/12 Arizona State ..... W, 8-5	5/29 Michigan (DH) ..... W, 5-3	
5/16 Michigan..... W, 5-2		
5/17 Michigan (DH) ..... W, 7-0		
5/17 Michigan (DH) ..... L, 8-10		

## BIG TEN TOURNAMENT at Omaha, Neb.

5/22 vs. Minnesota ..... W, 8-2
5/24 vs. Iowa ..... W, 11-1 (8)
5/25 vs. Michigan ..... L, 8-18
5/25 vs. Michigan ..... W, 7-3
5/26 vs. Ohio State..... L, 1-3

## NCAA OKLAHOMA CITY REGIONAL

5/31 vs. UConn..... W, 8-5
6/1 vs. Oklahoma State ..... L, 5-6
6/2 vs. UConn..... L, 1-16

## 2020 (7-8, 0-0 Big Ten)

Season canceled after 15 games due to COVID-19

2/14 at Baylor ..... W, 19-9
2/15 at Baylor ..... L, 7-8 (10)
2/16 at Baylor ..... L, 2-7
2/21 at San Diego ..... L, 11-12
2/22 at San Diego St. .... L, 2-4
2/23 vs. Arizona ..... L, 2-3
2/28 at Arizona State..... L, 5-13
2/29 at Arizona State..... L, 1-14
3/1 at Arizona State ..... W, 18-10
3/6 Columbia..... W, 5-3
3/7 Columbia (DH)..... W, 7-3
3/7 Columbia (DH)..... L, 2-3
3/8 Columbia..... W, 12-5
3/10 Northern Colorado..... W, 1-0
3/11 Northern Colorado..... W, 8-1

## 2021 (34-14, 31-12 Big Ten)

Big Ten Regular Season Champs  
NCAA Tournament

3/5 vs. Purdue..... L, 5-6
3/6 vs. Purdue (DH) ..... W, 7-2 (7)
3/6 vs. Purdue (DH) ..... W, 10-0 (7)

## NCAA FAYETTEVILLE REGIONAL

6/4 vs. Northeastern ..... W, 8-6
6/5 at Arkansas ..... L, 1-5
6/6 vs. NJIT ..... W, 18-4
6/6 at Arkansas ..... W, 5-3
6/7 at Arkansas ..... L, 2-6

## 2022 (23-30, 10-14 Big Ten)

2/18 at Sam Houston..... L, 5-8
2/19 at Sam Houston (DH)..... L, 1-5
2/19 at Sam Houston (DH)..... W, 12-9
2/20 at Sam Houston..... L, 3-6
2/25 vs. TCU ..... L, 1-4
2/26 vs. TCU..... L, 3-8
2/27 vs. TCU..... L, 3-5
3/4 vs. Northwestern State..... W, 2-0
3/4 at UT Arlington..... L, 3-4
3/5 vs. Northwestern State..... W, 6-0
3/5 at UT Arlington..... W, 8-2
3/9 at Kansas State ..... L, 4-6
3/13 at Omaha ..... L, 3-4
3/14 Omaha ..... W, 6-5
3/15 New Mexico State ..... W, 12-6
3/16 New Mexico State..... W, 6-5
3/18 Texas A&M-CC..... W, 13-12
3/19 Texas A&M-CC ..... L, 1-4
3/20 Texas A&M-CC ..... L, 4-21
3/25 Michigan..... W, 13-9
3/26 Michigan..... L, 6-8
3/27 Michigan..... L, 1-6
3/29 at Creighton ..... L, 2-3
4/1 at Ohio State..... W, 5-3
4/2 at Ohio State ..... W, 10-5
4/3 at Ohio State ..... W, 17-5
4/6 at Omaha ..... L, 5-6
4/8 Rutgers..... L, 5-7
4/9 Rutgers..... L, 4-5
4/10 Rutgers..... L, 1-19
4/14 BYU ..... W, 1-0
4/15 BYU (DH) ..... L, 2-3 (7)
4/15 BYU (DH) ..... L, 6-7
4/16 BYU ..... L, 3-4

# 2001 COLLEGE WORLD SERIES

50-16 Overall  
 20-8 Big 12  
 5-2 NCAA Tournament  
 0-2 CWS  
**Big 12 Regular Season Champions**  
**Big 12 Tournament Champions**

No.	Name	Pos.	Yr.	Hometown
1	Jeff Leise	OF	So.	Omaha, Neb.
3	Jed Morris	C	So.	Seabrook, Texas
4	John Cole	2B	Jr.	Kanata, Ontario
5	Josh Hesse	INF	Sr.	Omaha, Neb.
7	Will Bolt	SS	Jr.	Conroe, Texas
8	Jeff Blevins	INF	Jr.	Sand Springs, Okla.
9	Willie Jones	INF	Jr.	Torrington, Wyo.
10	Justin Seely	OF	Jr.	Nacogdoches, Texas
11	Drew Anderson	OF	Fr.	Kearney, Neb.
12	Jeremy Becker	LHP	Fr.	Scottsbluff, Neb.
14	Brandon Eymann	INF	Jr.	Papillion, Neb.
15	Dan Johnson	1B	Sr.	Coon Rapids, Minn.
16	Matt Hopper	1B	So.	Golden, Colo.
17	Matt Daegas	OF	Fr.	Harlan, Iowa
18	Mike Duren	OF	Fr.	Arvada, Colo.
19	Waylon Byers	LHP	So.	Milo, Iowa
20	Steve Hale	RHP	So.	Yukon, Okla.
21	Adam Stern	OF	Jr.	London, Ontario
22	R.D. Spiehs	RHP	Jr.	Grand Island, Neb.
23	Tyler Banker	UTL	Fr.	Overland Park, Kan.
24	Tito Rivera	C	Jr.	Schenectady, N.Y.
25	Brent Potter	RHP	So.	Runnells, Iowa
28	Shane Komine	RHP	Jr.	Honolulu, Hawaii
30	Derrick Conte	RHP	RFr.	Oklahoma City, Okla.
31	Mitch Solt	LHP	Fr.	Central City, Neb.
32	Jason Burch	RHP	Fr.	Papillion, Neb.
33	Jamie Rodrigue	LHP	So.	St. Clair, Mo.
34	Thom Ott	RHP	Jr.	Nassau, Bahamas
35	Adrian Rider	RHP	RFr.	Omaha, Neb.
36	Brian Rodaway	LHP	Sr.	Lincoln, Neb.
37	Brandon Penas	LHP	Sr.	Grand Island, Neb.
38	Dustin Timm	RHP	Fr.	Yutan, Neb.
39	Justin Pekarek	LHP	RFr.	Staplehurst, Neb.
40	Jeff Blaesing	RHP	Jr.	Lockport, Ill.
41	Zack Hughes	C	Fr.	Eaton, Colo.
42	Sam Nocita	C	Fr.	Gretna, Neb.
43	Ben McCown	INF	Fr.	Aurora, Colo.
44	Mike Sillman	RHP	Fr.	Omaha, Neb.
45	Ben Deas	RHP	Fr.	Omaha, Neb.



Front row (from left): Mike Duren, Shane Komine, Brandon Penas, Willie Jones, Adrian Rider, Jeff Leise, Will Bolt and Ben McCown. Second row: Student Athletic Trainer Colby Pohlmann, Josh Hesse, Adam Stern, Steve Hale, Zack Hughes, Waylon Byers, Justin Seely, Jed Morris, Brent Potter, Brandon Eymann, Jeff Blevins, Athletic Trainer Aaron Wells and Strength Coach Shaun Huls. Third row: Assistant Coach Mike Anderson, Pitching Coach Rob Childress, Mike Sillman, Matt Daegas, Jamie Rodrigue, Derrick Conte, Tyler Banker, John Cole, Tito Rivera, Sam Nocita, Volunteer Coach Kevin Koch, Student Assistant Brandt Vlieger and Head Coach Dave Van Horn. Back row: Mitch Solt, Ben Deas, Jeff Blaesing, R.D. Spiehs, Matt Hopper, Jason Burch, Dustin Timm, Brian Rodaway, Justin Pekarek, Thom Ott, Drew Anderson and Dan Johnson.

## LINCOLN REGIONAL (BUCK BELTZER)

### Nebraska 16 - Northern Iowa 6

	1	2	3	4	5	6	7	8	9	R	H	E
Northern Iowa	0	0	0	2	2	0	0	2	0	6	6	4
Nebraska	4	0	6	0	1	2	1	2	X	16	2	4

W: Komine (13-1); L: Ungs (11-2)

### Nebraska 5 - Rutgers 4

	1	2	3	4	5	6	7	8	9	R	H	E
Rutgers	3	0	0	0	0	0	0	0	1	4	12	2
Nebraska	1	0	1	2	0	0	1	0	X	5	8	0

W: Spiehs (8-3); L: Crohan (6-2); S: Ott (11)

### Nebraska 14 - Rutgers 10

	1	2	3	4	5	6	7	8	9	R	H	E
Nebraska	1	0	0	0	1	2	3	1	6	14	13	2
Rutgers	3	0	3	0	1	1	2	0	0	10	10	0

W: Byers (3-0); L: Molchan (3-2)

## LINCOLN SUPER REGIONAL (BUCK BELTZER)

### Nebraska 7 - Rice 0

	1	2	3	4	5	6	7	8	9	R	H	E
Rice	0	0	0	0	0	0	0	0	0	0	3	2
Nebraska	2	2	1	0	0	0	0	2	X	7	8	2

W: Komine (14-1); L: Skaggs (9-4)

### Nebraska 9 - Rice 6

	1	2	3	4	5	6	7	8	9	10	R	H	E
Nebraska	0	1	1	0	0	0	1	0	3	3	9	8	2
Rice	2	1	2	0	0	0	0	0	1	0	6	12	3

W: Ott (5-2); L: Barzilla (0-2)

## COLLEGE WORLD SERIES (ROSENBLATT STADIUM)

### Cal State Fullerton 5 - Nebraska 4

	1	2	3	4	5	6	7	8	9	R	H	E
Nebraska	0	1	2	0	1	0	0	0	0	4	8	3
Fullerton	3	0	1	0	1	0	0	0	X	5	7	1

W: Smith (11-2); L: Komine (14-2); S: Cordero (14)

### Tulane 6 - Nebraska 5

	1	2	3	4	5	6	7	8	9	R	H	E
Tulane	1	0	0	1	0	4	0	0	0	6	12	2
Nebraska	0	3	0	0	0	1	1	0	0	5	8	2

W: Richardson (8-1); L: Pekarek (0-1); S: Aubrey (1)



# 2002 COLLEGE WORLD SERIES

47-21 Overall  
16-11 Big 12  
5-3 NCAA Tournament  
0-2 CWS

No.	Name	Pos.	Yr.	Hometown
1	Jeff Leise	OF	Jr.	Omaha, Neb.
3	Jed Morris	C	Jr.	Seabrook, Texas
4	Chad Steele	C	Fr.	Omaha, Neb.
6	Josh Birmingham	INF	Jr.	Hobbs, N.M.
7	Will Bolt	INF	Sr.	Conroe, Texas
8	Jeff Blevins	INF	Sr.	Sand Springs, Okla.
9	Joe Simokaitis	INF	Fr.	St. Louis, Mo.
10	Justin Seely	OF	Sr.	Nacogdoches, Texas
11	Drew Anderson	OF	So.	Kearney, Neb.
12	Daniel Bruce	OF	Fr.	Omaha, Neb.
14	Brandon Eymann	INF	Sr.	Papillion, Neb.
15	Curtis Ledbetter	1B	So.	Lawrence, Kan.
16	Matt Hopper	1B	Jr.	Golden, Colo.
17	Chase Odenreider	INF	Fr.	Omaha, Neb.
18	Brian Duensing	LHP	Fr.	Omaha, Neb.
19	Waylon Byers	LHP	Jr.	Milo, Iowa
20	Steve Hale	RHP	Jr.	Yukon, Okla.
21	John Grose	C	So.	Henderson, Nev.
22	Adam Riddle	OF	Jr.	Abilene, Texas
23	Marcellus Dawson	OF	Jr.	Milwaukee, Wis.
24	Darren Hoffart	C	Fr.	Omaha, Neb.
26	Rob Horst	OF	Jr.	Gering, Neb.
28	Shane Komine	RHP	Sr.	Honolulu, Hawaii
30	Derrick Conte	RHP	So.	Oklahoma City, Okla.
31	Tag Horner	LHP	Fr.	Duncan, Okla.
32	Jason Burch	RHP	So.	Papillion, Neb.
33	Jamie Rodrigue	LHP	Jr.	St. Clair, Mo.
34	Ryan Bonesio	LHP	Jr.	Carrollton, Texas
35	Phil Shirek	RHP	Fr.	Minot, N.D.
36	Aaron Marsden	LHP	So.	Grand Forks, N.D.
38	Dustin Timm	RHP	So.	Yutan, Neb.
39	Justin Pekarek	LHP	So.	Staplehurst, Neb.
40	Jeff Blaesing	RHP	Sr.	Lockport, Ill.
41	Matt McMurtry	LHP	Fr.	North Platte, Neb.
42	Jeremy Becker	LHP	RFr.	Scottsbluff, Neb.
43	David Ferazza	C	Fr.	Haynard, Calif.
44	Mike Sillman	RHP	So.	Omaha, Neb.
45	Casey Jorgensen	RHP	Fr.	Sioux Falls, S.D.
49	J.D. Scholten	RHP	Sr.	Sioux City, Iowa
53	Jeff Bieker	RHP	Fr.	Hays, Kan.



Front row (from left): Jed Morris, Justin Seely, Shane Komine, Matt McMurtry, Chad Steele, Jeff Leise, Will Bolt and Waylon Byers. Second row: Student Athletic Trainer Dave Jantzi, Jeremy Becker, John Grose, Daniel Bruce, Joe Simokaitis, Adam Riddle, Jamie Rodrigue, Mike Sillman, Brian Duensing, Brandon Eymann, Jeff Blevins, Steve Hale and Athletic Trainer Mike West. Third row: Student Assistant Josh Hesse, Pitching Coach Rob Childress, Darren Hoffart, Chase Odenreider, Drew Anderson, Marcellus Dawson, Phil Shirek, David Ferazza, Ryan Bonesio, Casey Jorgensen, Josh Birmingham, Volunteer Coach Kevin Koch and Head Coach Dave Van Horn. Back row: Tag Horner, Justin Pekarek, Matt Hopper, Dustin Timm, Aaron Marsden, J.D. Scholten, Jason Burch, Jeff Bieker, Jeff Blaesing and Curtis Ledbetter. Not Pictured: Assistant Coach Mike Anderson.

## LINCOLN REGIONAL (HAWKS FIELD)

### Nebraska 7 - Wisconsin-Milwaukee 2

	1	2	3	4	5	6	7	8	9	R	H	E
UW-Milwaukee	0	1	1	0	0	0	0	0	0	2	6	0
Nebraska	0	0	0	2	4	0	1	0	X	7	11	1

W: Duensing (6-1); L: Oldenburg (9-3)

### Nebraska 9 - Marist 1

	1	2	3	4	5	6	7	8	9	R	H	E
Nebraska	1	5	0	3	0	0	0	0	0	9	13	0
Marist	0	0	0	0	0	0	0	0	1	1	5	3

W: Komine (8-0); L: Ool (10-4)

### Nebraska 14 - Southwest Missouri State 3

	1	2	3	4	5	6	7	8	9	R	H	E
Nebraska	1	0	0	4	1	3	2	2	1	14	17	4
SW Missouri St.	0	0	1	0	2	0	0	0	0	3	8	3

W: Hale (4-2); L: Bader (5-4)

## LINCOLN SUPER REGIONAL (HAWKS FIELD)

### Nebraska 2 - Richmond 0

	1	2	3	4	5	6	7	8	9	R	H	E
Richmond	0	0	0	0	0	0	0	0	0	0	4	4
Nebraska	1	0	0	0	0	0	1	0	X	2	6	3

W: Komine (9-0); L: Stauffer (15-3)

### Richmond 6 - Nebraska 2

	1	2	3	4	5	6	7	8	9	R	H	E
Nebraska	0	0	0	0	0	0	2	0	0	2	4	0
Richmond	1	0	0	1	0	0	0	0	4	6	10	0

W: Martin (8-0); L: Duensing (6-2)

### Nebraska 11 - Richmond 6

	1	2	3	4	5	6	7	8	9	R	H	E
Nebraska	0	0	2	3	0	0	0	5	1	11	12	1
Richmond	2	0	0	1	0	0	2	1	0	6	9	1

W: Komine (10-0); Givens (3-3)

## COLLEGE WORLD SERIES (ROSENBLATT STADIUM)

### Clemson 11 - Nebraska 10

	1	2	3	4	5	6	7	8	9	R	H	E
Nebraska	1	2	1	3	0	0	1	2	0	10	11	0
Clemson	0	0	2	0	1	3	4	0	1	11	10	1

W: Henrie (13-4); L: Shirek (4-2)

### South Carolina 10 - Nebraska 8

	1	2	3	4	5	6	7	8	9	R	H	E
South Carolina	0	0	0	5	0	2	0	1	2	10	15	0
Nebraska	0	1	3	3	0	0	0	1	0	8	12	2

W: Wesley (2-0); L: Becker (2-2)



# 2005 COLLEGE WORLD SERIES

57-15 Overall  
19-8 Big 12  
6-2 NCAA Tournament  
1-2 CWS

Big 12 Regular Season Champions  
Big 12 Tournament Champions

No.	Name	Pos.	Yr.	Hometown
2	Joe Simokaitis	INF	Sr.	St. Louis, Mo.
3	Jake Opitz	INF	Fr.	Littleton, Colo.
4	Alex Gordon	INF	Jr.	Lincoln, Neb.
4	Chad Steele	C	Jr.	Omaha, Neb.
5	Adam Moore	C	Jr.	Mineola, Texas
8	Jesse Boyer	OF	Sr.	Littleton, Colo.
9	Trey Adams	OF	Jr.	Coppell, Texas
10	Ryan Wehrle	INF	Fr.	Papillion, Neb.
11	Tyler Vaughn	INF	So.	Colorado Springs, Colo.
12	Daniel Bruce	OF	Sr.	Omaha, Neb.
13	Ryan Hines	LHP	Fr.	Omaha, Neb.
14	Brandon Fusilier	OF	Sr.	Coppell, Texas
15	Curtis Ledbetter	INF	Sr.	Lawrence, Kan.
16	Jeff Christy	C	Jr.	Lincoln, Neb.
17	Casey Klapperich	INF	Fr.	Rapid City, S.D.
18	Brian Duensing	LHP	Jr.	Omaha, Neb.
19	Brandon Buckman	INF	Jr.	Monument, Colo.
20	Luke Wertz	RHP	Fr.	Parker, Colo.
21	Nick Sullivan	OF	Fr.	Arvada, Colo.
22	Jon Klausung	LHP	So.	Arvada, Colo.
23	Johnny Dorn	RHP	Fr.	Grand Island, Neb.
24	Bryce Nimmo	OF	Fr.	Cheyenne, Wyo.
25	Ryan Bohanan	RHP	Fr.	Goddard, Kan.
26	Andy Gerch	OF	RFr.	Lincoln, Neb.
28	Matt Wagner	INF	Fr.	Wahoo, Neb.
30	Tony Watson	LHP	RFr.	Grimes, Iowa
31	Tim Radmacher	RHP	Fr.	Rosemount, Minn.
32	Al Smith	1B	So.	Omaha, Neb.
33	Brett Jensen	RHP	Jr.	Eagle Grove, Iowa
34	Zach Kroenke	LHP	Jr.	Omaha, Neb.
35	Phil Shirek	RHP	Sr.	Minot, N.D.
36	Matt Foust	RHP	RFr.	Overland Park, Kan.
38	Dustin Timm	RHP	Sr.	Yutan, Neb.
39	Mike Harmelink	RHP	So.	Omaha, Neb.
40	Charlie Shirek	RHP	Fr.	Minot, N.D.
42	Jeremy Becker	LHP	Sr.	Scottsbluff, Neb.
43	Deric Manrique	OF	Fr.	Sioux City, Iowa
44	Joba Chamberlain	RHP	So.	Lincoln, Neb.
45	Mark Hightower	C	Fr.	Elkhorn, Neb.
47	Drew Schwab	RHP	Fr.	LaVista, Neb.
50	Jake Mort	INF	Fr.	Nebraska City, Neb.



Front row (from left): Tim Radmacher, Jake Opitz, Casey Klapperich, Mark Hightower, Jake Mort, Nick Sullivan, Bryce Nimmo, Deric Manrique and Student Manager Brooks Wells. Second row: Athletic Trainer Josh Cohen, Andy Gerch, Jeff Christy, Mike Harmelink, Ryan Bohanan, Luke Wertz, Daniel Bruce, Brian Duensing, Jeremy Becker, Trey Adams and Student Athletic Trainer Russ Ulrich. Third row: Assistant Coach Andy Sawyers, Associate Head Coach Rob Childress, Tony Watson, Drew Schwab, Ryan Hines, Brett Jensen, Brandon Buckman, Jon Klausung, Charlie Shirek, Dustin Timm, Matt Wagner, Volunteer Assistant Coach Will Bolt and Head Coach Mike Anderson. Back row: Jesse Boyer, Joe Simokaitis, Joba Chamberlain, Brandon Fusilier, Tyler Vaughn, Johnny Dorn, Phil Shirek, Curtis Ledbetter, Al Smith, Ryan Wehrle, Matt Foust, Zach Kroenke and Alex Gordon.

## LINCOLN REGIONAL (HAWKS FIELD)

### Nebraska 8 - Illinois-Chicago 6

	1	2	3	4	5	6	7	8	9	R	H	E
Illinois-Chicago	1	1	0	1	0	2	0	1	0	6	14	2
Nebraska	0	0	2	2	0	3	0	1	X	8	11	1

W: Duensing (8-0); L: Zink (8-6); S: Jensen (13)

### Nebraska 10 - Creighton 8

	1	2	3	4	5	6	7	8	9	R	H	E
Nebraska	1	0	1	0	4	2	2	0	0	10	9	1
Creighton	1	0	1	0	0	1	1	0	4	8	11	3

W: Dorn (11-1); L: Schaecher (6-4); S: Watson (1)

### Nebraska 10 - Creighton 2

	1	2	3	4	5	6	7	8	9	R	H	E
Creighton	0	0	2	0	0	0	0	0	0	2	7	1
Nebraska	2	0	0	1	1	1	1	4	X	10	17	0

W: Kroenke (7-2); L: Mancuso (1-1)

## LINCOLN SUPER REGIONAL (HAWKS FIELD)

### Nebraska 3 - Miami 1

	1	2	3	4	5	6	7	8	9	R	H	E
Miami	0	0	0	1	0	0	0	0	0	1	7	1
Nebraska	0	0	0	1	1	0	0	1	X	3	6	0

W: Chamberlain (9-2); L: Carrillo (13-3); S: Jensen (14)

### Nebraska 6 - Miami 3

	1	2	3	4	5	6	7	8	9	R	H	E
Nebraska	2	0	3	0	0	0	0	1	0	6	9	0
Miami	0	0	0	1	0	0	0	2	0	3	7	3

W: Dorn (12-1); L: Camardese (6-1); S: Jensen (15)

## COLLEGE WORLD SERIES (ROSENBLATT STADIUM)

### Nebraska 5 - Arizona State 3

	1	2	3	4	5	6	7	8	9	R	H	E
Arizona State	0	1	0	0	0	2	0	0	0	3	6	1
Nebraska	2	0	0	0	0	3	0	0	X	5	7	0

W: Chamberlain (10-2); L: Zinicola (3-4); S: Jensen (16)

### Florida 7 - Nebraska 4

	1	2	3	4	5	6	7	8	9	R	H	E
Florida	2	0	1	0	4	0	0	0	0	7	9	0
Nebraska	1	0	1	0	2	0	0	0	0	4	12	2

W: O'Day (8-3); L: Dorn (12-2)

### Arizona State 8 - Nebraska 7

	1	2	3	4	5	6	7	8	9	10	11	R	H	E
Nebraska	0	0	0	3	0	0	0	0	4	0	0	7	12	3
Arizona State	1	0	1	0	1	0	2	0	2	0	1	8	12	0

W: Zinicola (4-4); L: Jensen (3-5)



# 2000 NCAA SUPER REGIONAL



Front row (from left): Will Bolt, Shane Komine, Brandon Penas, Jim Bailey, Justin Cowan, Aaron Gozart, Jeff Leise. Second row: Steve Hale, Adam Stern, Jamal Strong, Strength Coach Shaun Huls, Trainer Aaron Wells, Student Trainer Brian Hoelsing, Josh Hess, Dan Wright, Waylon Byers. Third row: Student Coach Scott Larsen, Volunteer Coach Andy Sawyers, Assistant Coach Rob Childress, John Cole, Adam Shabala, Brian Rodaway, Andy Bent, Jamie Rodrigue, Head Coach Dave Van Horn, Assistant Coach Mike Anderson. Fourth row: Trevor Bullock, Dave Schneider, Chad Wiles, R.D. Spiehs, Matt Hopper, Thom Ott, Scott Fries, Brandt Vlieger, Dan Johnson.

**51-17 Overall**  
**21-9 Big 12**  
**4-2 NCAA Tournament**  
**Big 12 Tournament Champions**

No.	Name	Pos.	Yr.	Hometown
1	Jamal Strong	OF	Sr.	Altadena, Calif.
3	Adam Shabala	OF	Sr.	Streator, Ill.
4	John Cole	2B	So.	Kanata, Ontario
5	Josh Hesse	INF	Jr.	Omaha, Neb.
6	Brandt Vlieger	3B	Sr.	Omaha, Neb.
7	Will Bolt	SS	So.	Conroe, Texas
8	Jim Bailey	1B	Sr.	Nanaimo, B.C.
10	Dan Wright	INF	Jr.	St. George, Utah
11	Nic Ewing	INF	Fr.	Rapid City, S.D.
12	Jeff Leise	OF	Fr.	Omaha, Neb.
14	Adrian Rider	RHP	Fr.	Omaha, Neb.
15	Dan Johnson	1B	Jr.	Coon Rapids, Minn.
16	Matt Hopper	1B	Fr.	Golden, Colo.
17	Scott Fries	LHP	Sr.	Dannebrog, Neb.
18	Aaron Gozart	C	Fr.	Aberdeen, Wash.
19	Waylon Byers	LHP	Fr.	Milo, Iowa
20	Steve Hale	RHP	Fr.	Yukon, Okla.
21	Adam Stern	OF	So.	London, Ontario
22	R.D. Spiehs	RHP	So.	Grand Island, Neb.
24	Justin Cowan	C	Sr.	Tumwater, Wash.
25	Brent Potter	RHP	Fr.	Runnells, Iowa
26	Trevor Bullock	LHP	Sr.	Lincoln, Neb.
28	Shane Komine	RHP	So.	Honolulu, Hawaii
30	Derrick Conte	RHP	Fr.	Oklahoma City, Okla.
33	Jamie Rodrigue	LHP	Fr.	St. Clair, Mo.
34	Thom Ott	RHP	So.	Nassau, Bahamas
35	Chad Wiles	RHP	Sr.	Wood River, Neb.
36	Brian Rodaway	LHP	Jr.	Lincoln, Neb.
37	Brandon Penas	LHP	Jr.	Grand Island, Neb.
39	Justin Pekarek	LHP	Fr.	Staplehurst, Neb.
40	Jeff Blaesing	RHP	So.	Lockport, Ill.
45	Andy Bent	RHP	Jr.	Beatrice, Neb.

## MINNEAPOLIS REGIONAL (SIEBERT FIELD - MINNEAPOLIS, MINN.)

### Nebraska 2 - Butler 1

	1	2	3	4	5	6	7	8	9	R	H	E
Butler	0	0	1	0	0	0	0	0	0	1	4	2
Nebraska	1	0	0	0	0	1	0	0	X	2	10	2

W: Komine (11-3); L: Hoane (4-7); S: Ott (6)

### Nebraska 4 - Minnesota 1

	1	2	3	4	5	6	7	8	9	R	H	E
Minnesota	0	0	0	0	0	0	0	1	0	1	3	1
Nebraska	0	1	1	2	0	0	0	0	X	4	11	0

W: Bullock (6-1); L: Birk (4-4)

### Nebraska 8 - Wichita State 1

	1	2	3	4	5	6	7	8	9	R	H	E
Nebraska	4	0	0	1	0	0	1	0	2	8	12	1
Wichita State	0	0	0	0	0	0	0	0	1	1	8	3

W: Rodrigue (9-3); L: Kerbs (2-2)

## STANFORD SUPER REGIONAL (SUNKEN DIAMOND - PALO ALTO, CALIF.)

### Nebraska 7 - Stanford 3

	1	2	3	4	5	6	7	8	9	R	H	E
Nebraska	0	0	2	0	0	0	1	4	0	7	6	2
Stanford	1	0	0	0	0	0	1	0	1	3	8	4

W: Spiehs (8-2); L: Young (8-1)

### Stanford 7 - Nebraska 1

	1	2	3	4	5	6	7	8	9	R	H	E
Stanford	0	1	0	0	0	2	2	0	2	7	8	1
Nebraska	0	0	1	0	0	0	0	0	0	1	6	4

W: Wayne (14-3); L: Komine (11-4)

### Stanford 5 - Nebraska 3

	1	2	3	4	5	6	7	8	9	R	H	E
Stanford	1	1	0	1	0	0	0	2	0	5	10	1
Nebraska	0	0	0	2	0	0	0	0	1	3	6	1

W: Sager (6-1); L: Rodrigue (9-4); S: Bruksch (12)

# 1979 NCAA REGIONAL



Front row (from left): Ray Tromba, Val Primante, Assistant Coach Ron Johnette, Head Coach John Sanders, Assistant Coach Dave Underwood, Tim Pettit, John Russo, Bob Gebler. Second row: Mike Vojtesak, Mike Harlander, Mark Haas, Harold Bright, Pete O'Brien, Stan Haas, Steve Oakley. Third row: Equipment Manager Walt Johnson, Gary Nolting, Joe Scherger, Cliff Faust, Jeff Costello, Tim Burke, Jeff Hunter, Student Manager Jeff Crist, Student Trainer Mark Heinz. Not pictured: Greg Schafer, Kelly Combs, Jim McManus.

**49-15 Overall**  
**14-6 Big Eight**  
**1-2 NCAA Tournament**

No.	Name	Pos.	Yr.	Hometown
2	Stan Haas	OF	So.	Lincoln, Neb.
3	Harold Bright	OF	Fr.	Detroit, Mich.
4	Tim Burke	RHP	So.	Omaha, Neb.
5	Bob Gebler	OF	Sr.	Westerly, R.I.
6	Greg Schafer	INF	Jr.	Omaha, Neb.
7	Val Primante	C	Sr.	Covina, Calif.
8	Jeff Hunter	INF	So.	Millard, Neb.
9	Pete O'Brien	1B	Jr.	Pebble Beach, Calif.
10	John Russo	INF	Sr.	St. Louis, Mo.
11	Kelly Combs	INF	Jr.	Santa Ana, Calif.
12	Steve Oakley	OF	Jr.	Los Angeles, Calif.
13	Jim McManus	RHP	Jr.	Chicago, Ill.
15	Cliff Faust	LHP	Jr.	Millard, Neb.
16	Ray Tromba	RHP	Jr.	Los Angeles, Calif.
17	Jeff Costello	RHP	Sr.	Omaha, Neb.
18	Gary Nolting	RHP	Jr.	Omaha, Neb.
19	Tim Pettit	RHP	Sr.	Lomita, Calif.
20	Mike Harlander	RHP	Fr.	St. Cloud, Minn.
21	Joe Scherger	OF	Jr.	Billings, Mont.
23	Mike Vojtesak	RHP	Fr.	Joliet, Ill.
25	Mark Haas	C	Jr.	Lincoln, Neb.

## NORTHEAST REGIONAL (LAWRENCE STADIUM - ANNAPOLIS, MD.)

### St. John's 5 - Nebraska 0

	1	2	3	4	5	6	7	8	9	R	H	E
St. John's	0	1	2	0	0	0	0	1	0	5	5	0
Nebraska	0	0	0	0	0	0	0	0	0	0	3	2

W: Franco (7-1); L: Burke (7-3)

### Nebraska 13 - Navy 4

	1	2	3	4	5	6	7	8	9	R	H	E
Nebraska	1	5	0	0	0	6	1	0	0	13	15	1
Navy	0	0	1	1	1	1	0	0	0	4	11	3

W: Harlander (5-2); L: Kropp (6-1)

### Connecticut 15 - Nebraska 0

	1	2	3	4	5	6	7	8	9	R	H	E
Nebraska	0	0	0	0	0	0	0	0	0	0	2	6
Connecticut	2	3	1	2	3	0	3	1	X	15	20	1

W: Long (3-2); L: Pettit (6-3)

# 1980 NCAA REGIONAL



Front row (from left): Mike Vojtesak, Steve Gehrke, Tim Sinovich, Greg Schafer, Ron Johnette, John Sanders, Tim Carroll, Ray Tromba, Stan Haas, Chris Chavez. Second row: Equipment Manager Walt Johnson, Jim Scherger, Nick Richards, Harold Bright, Mike Harlander, Steve Stanicek, Craig Dietz, Kelly Combs, Mark Haas, Mark Prior, Steve Oakley, Athletic Trainer Jim Nesor. Third row: Mark Haley, Mark McManaman, Joe Scherger, Tim Burke, Cliff Faust, Jeff Hunter, Steve Naasz, Rick Evans. Not pictured: Steve Oakley, Darnell Clarke, Steve Hergenrader.

**49-15 Overall**  
**16-4 Big Eight**  
**2-2 NCAA Tournament**

No.	Name	Pos.	Yr.	Hometown
2	Stan Haas	OF	Jr.	Lincoln, Neb.
3	Harold Bright	OF	So.	Detroit, Mich.
4	Chris Chavez	INF	Jr.	Playa del Rey, Calif.
5	Nick Richards	C	Fr.	Omaha, Neb.
6	Greg Schafer	INF	Sr.	Omaha, Neb.
7	Mark Haas	C	Sr.	Lincoln, Neb.
8	Jeff Hunter	INF	Jr.	Millard, Neb.
9	Mark Prior	INF	Jr.	Los Angeles, Calif.
10	Darnell Clarke	INF	Jr.	Detroit, Mich.
11	Kelly Combs	INF	Sr.	Santa Ana, Calif.
12	Steve Oakley	OF	Sr.	Los Angeles, Calif.
13	Craig Dietz	LHP	Sr.	Lincoln, Neb.
14	Tim Burke	RHP	Jr.	Omaha, Neb.
15	Cliff Faust	LHP	Sr.	Millard, Neb.
16	Ray Tromba	RHP	Sr.	Los Angeles, Calif.
17	Steve Gehrke	RHP	Fr.	Murray, Utah
18	Steve Naasz	RHP	Jr.	Rapid City, S.D.
19	Rick Evans	LHP	Jr.	Los Angeles, Calif.
20	Mike Harlander	RHP	So.	St. Cloud, Minn.
21	Joe Scherger	OF	Sr.	Billings, Mont.
22	Tim Sinovich	INF	Jr.	St. Ann, Mo.
23	Mike Vojtesak	RHP	So.	Joliet, Ill.
25	Mark McManaman	OF	Fr.	Lincoln, Neb.
26	Steve Stanicek	INF	Fr.	Park Forest, Ill.
27	Mark Haley	C	Jr.	Lompoc, Calif.
28	Steve Hergenrader	INF	Fr.	Omaha, Neb.

## MIDWEST REGIONAL (FISHER STADIUM - ANN ARBOR, MICH.)

### Nebraska 12 - BYU 0

	1	2	3	4	5	6	7	8	9	R	H	E
BYU	0	0	0	0	0	0	0	0	0	0	4	3
Nebraska	1	0	0	4	3	0	0	4	X	12	12	1

W: Gehrke (8-2); L: Doty (5-2)

### Michigan 7 - Nebraska 0

	1	2	3	4	5	6	7	8	9	R	H	E
Nebraska	0	0	0	0	0	0	0	0	0	0	9	1
Michigan	0	0	2	0	0	1	1	3	X	7	12	0

W: Clinton (6-3); L: Burke (8-6)

### Nebraska 12 - BYU 4

	1	2	3	4	5	6	7	8	9	R	H	E
Nebraska	0	2	2	3	1	2	2	0	0	12	14	1
BYU	3	0	0	0	0	0	0	0	0	4	13	1

W: Faust (9-1); L: Beck (8-4)

### Michigan 12 - Nebraska 3

	1	2	3	4	5	6	7	8	9	R	H	E
Michigan	3	4	0	3	1	0	0	1	0	12	15	2
Nebraska	1	0	0	2	0	0	0	0	0	3	11	3

W: Elam (6-0); L: Dietz (3-1)

# 1985 NCAA REGIONAL



Front row (from left): Bill Mulligan, Jeff Carter, John Walker, Assistant Coach Mike Evans, Assistant Coach Scott Hopper, Head Coach John Sanders, Batboy Craig Sanders, Assistant Coach Mark Haley, Kurt Eubanks, Mark Kister, Larry Mims, Curtiss Heflin. Second row: Manager Ron Schinkel, Trainer Steve Ronspies, Phil Goguen, Brett Beede, Rich King, Mike Duncan, Brent Frieauf, Roger Webb, Phil Harrison, Paul Meyers, Bruce Holmes, Bruce Wobken, Video Coordinator Mark Honor. Third row: Greg Behn, John Lepley, Jeff Mays, Bill McGuire, Mike Dobbs, Burt Beattie, Steve Sladek, Jeff Koenigsman, Mark Davis, Corey Zenon.

**45-24 Overall**  
**16-6 Big Eight**  
**1-2 NCAA Tournament**

No.	Name	Pos.	Yr.	Hometown
2	Jeff Carter	INF/OF	Sr.	Evanston, Ill.
4	Paul Meyers	OF	Jr.	Omaha, Neb.
5	Larry Mims	INF	Jr.	Cedar Rapids, Iowa
6	Kurt Eubanks	INF	Sr.	Lincoln, Neb.
7	Bruce Wobken	INF	Fr.	Scribner, Neb.
8	Bruce Holmes	C	Fr.	Bellevue, Neb.
9	Mike Duncan	1B	Sr.	Tehachipi, Calif.
10	Mike Dobbs	RHP	Jr.	Lincoln, Neb.
11	John Lepley	LHP	Fr.	Omaha, Neb.
12	Curtiss Heflin	INF	So.	San Diego, Calif.
14	Kenneth Barnes	INF	So.	McAlester, Okla.
18	Brent Frieauf	LHP	So.	Bowie, Md.
19	Jeff Koenigsman	LHP	Sr.	Omaha, Neb.
20	John Walker	OF	Jr.	Tulsa, Okla.
21	Bill Mulligan	LHP	Jr.	Omaha, Neb.
22	Mark Davis	OF	Sr.	Okauchee, Wis.
23	Steve Sladek	UTL	Sr.	El Cajon, Calif.
24	Brett Beede	RHP	Jr.	Plymouth, N.H.
25	Mark Kister	C	So.	Hastings, Neb.
26	Burt Beattie	C	Jr.	Aberdeen, S.D.
27	Roger Webb	RHP	Sr.	Ventura, Calif.
28	Corey Zenon	OF	Fr.	Omaha, Neb.
31	Rich King	OF	Jr.	Millard, Neb.
33	Phil Harrison	LHP	Fr.	Glendora, Calif.
34	Phil Goguen	RHP	Fr.	San Diego, Calif.
35	Bill McGuire	C	Jr.	Omaha, Neb.
36	Jeffrey Mays	RHP	Jr.	Sedalia, Mo.

## WESTERN 1 REGIONAL (SUNKEN DIAMOND - PALO ALTO, CALIF.)

### Nebraska 4 - Pepperdine 2

	1	2	3	4	5	6	7	8	9	R	H	E
Pepperdine	0	0	0	0	0	0	0	2	0	2	7	1
Nebraska	0	0	1	2	0	1	0	0	X	4	8	4

W: Mays; L: Smith

### Stanford 9 - Nebraska 8

	1	2	3	4	5	6	7	8	9	R	H	E
Nebraska	1	0	1	0	1	1	1	3	0	8	13	2
Stanford	1	1	0	1	0	1	3	0	2	9	8	3

W: Plemel; L: McGuire

### Pepperdine 7 - Nebraska 6

	1	2	3	4	5	6	7	8	9	R	H	E
Pepperdine	0	0	2	0	1	0	1	1	2	7	12	1
Nebraska	0	2	0	0	1	1	0	0	2	6	8	2

W: Marrett (15-0); L: Webb (8-4)



# 1999 NCAA REGIONAL



Front row (from left): Aaron Willey, Shane Komine, Justin Cowan, Jim Bailey, Danny Kimura, Brandon Penas, Will Bolt. Second row: Gregg Jones, Jarod Bearinger, Jamal Strong, Brent Potter, Scott Larsen, John Cole, Steve Hale, Jay Sirianni, Adam Stern. Third row: Pitching Coach Rob Childress, Volunteer Coach Jeremy Talbot, Ken Harvey, Scott Fries, Chad Wiles, Dave Schneider, Brandt Vlieger, Adam Shabala, Craig Moore, Head Coach Dave Van Horn. Fourth row: Brian Johnson, R.D. Spiehs, Davis Pickinpaugh, Matt Hopper, Jeff Blaesing, Brian Rodaway, Erik Mumm, Brian Kent, Jeff Hedman.

**42-18 Overall**

**16-9 Big 12**

**Big 12 Tournament Champions**

No.	Name	Pos.	Yr.	Hometown
1	Jamal Strong	OF	Jr.	Altadena, Calif.
3	Adam Shabala	OF	Jr.	Streator, Ill.
4	John Cole	UTL	Fr.	Kanata, Ontario
6	Brandt Vlieger	INF	Jr.	Omaha, Neb.
7	Will Bolt	INF	Fr.	Conroe, Texas
8	Jim Bailey	INF	Jr.	Nanaimo, B.C.
9	Jeff Hedman	1B	Sr.	Salt Lake City, Utah
10	Erik Mumm	OF	Sr.	Kearney, Neb.
11	Aaron Willey	OF	Jr.	Salina, Kan.
12	Adam Stern	OF	Fr.	London, Ontario
15	Dave Schneider	RHP	Fr.	Omaha, Neb.
16	Brian Johnson	C	Sr.	Derby, Kan.
17	Craig Moore	INF	Sr.	Fremont, Neb.
18	Kyle Brunen	OF	Jr.	Vanscoy, Saskatchewan
19	Jarod Bearinger	RHP	Sr.	Omaha, Neb.
20	Steve Hale	RHP	Fr.	Yukon, Okla.
21	Danny Kimura	UTL	So.	Kailhua, Hawaii
22	R.D. Spiehs	RHP	Fr.	Grand Island, Neb.
23	Josh Latimer	LHP	Jr.	DeKalb, Ill.
24	Justin Cowan	C	Jr.	Tumwater, Wash.
25	Brent Potter	RHP	Fr.	Runnells, Iowa
26	Matt Hopper	RHP	Fr.	Golden, Colo.
28	Shane Komine	RHP	Fr.	Honolulu, Hawaii
30	Scott Larsen	OF	Sr.	Omaha, Neb.
31	Jay Sirianni	LHP	Sr.	Indianola, Iowa
32	Ken Harvey	1B	Jr.	Los Angeles, Calif.
33	Scott Fries	LHP	Jr.	Dannebrog, Neb.
35	Chad Wiles	RHP	Jr.	Wood River, Neb.
36	Brian Rodaway	LHP	So.	Lincoln, Neb.
37	Brandon Penas	LHP	So.	Grand Island, Neb.
39	Davis Pickinpaugh	RHP	Jr.	Ceresco, Neb.
40	Jeff Blaesing	RHP	RFr.	Lockport, Ill.
44	Brian Kent	C	RFr.	Downers Grove, Ill.
45	Gregg Jones	RHP	RFr.	North Platte, Neb.

## COLUMBUS REGIONAL (BILL DAVIS STADIUM - COLUMBUS, OHIO)

### Mississippi State 18 - Nebraska 14

	1	2	3	4	5	6	7	8	9	R	H	E
Mississippi St.	1	4	0	1	7	2	0	1	2	18	20	2
Nebraska	1	2	0	5	0	0	0	6	0	14	17	2

W: Ginter (9-7); L: Fries (8-6); S: Donovan (2)

### Nebraska 10 - Bowling Green 5

	1	2	3	4	5	6	7	8	9	R	H	E
Nebraska	0	0	0	2	0	2	4	2	0	10	15	2
Bowling Green	0	1	0	4	0	0	0	0	0	5	14	0

W: Spiehs (5-1); L: Vaught (5-6)

### Mississippi State 13 - Nebraska 7

	1	2	3	4	5	6	7	8	9	R	H	E
Mississippi St.	0	1	2	5	2	0	0	3	0	13	17	0
Nebraska	0	2	0	2	2	0	1	0	0	7	9	0

W: Donovan (3-1); L: Fries (8-7); S: Larson (3)

# 2003 NCAA REGIONAL



Front row (from left): Jake Mullinax, Matt Wells, Daniel Bruce, Pat O'Neil, Steve Hale, Bubbs Merrill, Jeff Leise, Chad Steele, Jeremy Becker, John Grose, Jamie Rodrigue. Second row: Trainer Mike West, Brandon Fusilier, Tim Schoeninger, Drew Anderson, Joe Simokaitis, Mike Sillman, Joe Gullion, Alex Gordon, Zach Kroenke, Student Manager Mike Nicola. Third row: Head Coach Mike Anderson, Assistant Coach Andy Sawyers, Associate Head Coach Rob Childress, Curtis Ledbetter, Matt Hopper, Jason Burch, Quinton Robertson, Justin Pekarek, Phil Shirek, Josh Birmingham, Volunteer Assistant Coach Brandt Vlieger, Student Assistant Coach Brandon Eymann. Not pictured: Aaron Marsden.

**47-18 Overall**  
**20-7 Big 12**  
**3-2 NCAA Tournament**  
**Big 12 Regular Season Champions**

No.	Name	Pos.	Yr.	Hometown
1	Jeff Leise	OF	Sr.	Omaha, Neb.
2	Joe Simokaitis	INF	So.	St. Louis, Mo.
3	Alex Gordon	INF	Fr.	Lincoln, Neb.
4	Chad Steele	C	RFr.	Omaha, Neb.
5	Jake Mullinax	INF	Jr.	Hesperia, Calif.
6	Josh Birmingham	INF	Sr.	Hobbs, N.M.
8	Jesse Boyer	OF	Jr.	Littleton, Colo.
9	Bubbs Merrill	INF	Jr.	Omaha, Neb.
10	Kevin Belcher	OF	Fr.	Lake Forest, Ill.
11	Drew Anderson	OF	Jr.	Kearney, Neb.
12	Daniel Bruce	OF	So.	Omaha, Neb.
13	Quinton Robertson	RHP	Jr.	Richland, Miss.
14	Brandon Fusilier	OF	Jr.	Coppell, Texas
15	Curtis Ledbetter	1B	So.	Lawrence, Kan.
16	Matt Hopper	1B	Sr.	Golden, Colo.
17	Chase Odenreider	INF	RFr.	Omaha, Neb.
18	Brian Duensing	LHP	So.	Omaha, Neb.
19	Joe Gullion	INF	Jr.	Leawood, Kan.
20	Steve Hale	RHP	Sr.	Yukon, Okla.
21	John Grose	C	Jr.	Henderson, Nev.
22	John Brownell	RHP	So.	Omaha, Neb.
23	Tim Schoeninger	RHP	Fr.	Denver, Colo.
24	Darren Hoffart	C	RFr.	Omaha, Neb.
26	Robbie Morrissey	RHP	Fr.	Omaha, Neb.
28	Pat O'Neil	LHP	Jr.	Littleton, Colo.
30	Greg Ladd	RHP	Fr.	Elkhorn, Neb.
31	Mike Harmelink	RHP	Fr.	Omaha, Neb.
32	Jason Burch	RHP	Jr.	Papillion, Neb.
33	Jamie Rodrigue	LHP	Sr.	St. Clair, Mo.
34	Zach Kroenke	LHP	Fr.	Omaha, Neb.
35	Phil Shirek	RHP	So.	Minot, N.D.
36	Aaron Marsden	LHP	Jr.	Grand Forks, N.D.
37	Matt Wells	C	So.	Littleton, Colo.
38	Dustin Timm	RHP	So.	Yutan, Neb.
39	Justin Pekarek	LHP	Jr.	Staplehurst, Neb.
42	Jeremy Becker	LHP	So.	Scottsbluff, Neb.
44	Mike Sillman	RHP	Jr.	Omaha, Neb.
46	Andy Lomax	C	Fr.	Lincoln, Neb.
48	Jake Fouch	LHP	Fr.	Valley, Neb.

## LINCOLN REGIONAL (HAWKS FIELD)

### Nebraska 16 - Eastern Michigan 11

	1	2	3	4	5	6	7	8	9	R	H	E
E. Michigan	0	0	2	0	0	1	4	2	2	11	15	3
Nebraska	1	1	3	0	3	0	5	3	X	16	20	1

W: Robertson (10-2); L: Pieron (7-5); S: Sillman (3)

### Southwest Missouri State 4 - Nebraska 2

	1	2	3	4	5	6	7	8	9	R	H	E
Nebraska	1	0	0	0	0	1	0	0	0	2	6	0
SW Missouri St.	1	0	0	0	2	0	0	1	X	4	11	2

W: Ziegler (11-1); L: Marsden (8-3); S: Marcum (13)

### Nebraska 18 - Eastern Michigan 2

	1	2	3	4	5	6	7	8	9	R	H	E
Nebraska	0	0	4	3	0	0	4	5	2	18	15	1
E. Michigan	0	0	2	0	0	0	0	0	0	2	8	3

W: Kroenke (6-2); L: Hayes (5-3)

### Nebraska 9 - Southwest Missouri State 5

	1	2	3	4	5	6	7	8	9	R	H	E
SW Missouri St.	0	0	3	0	0	1	0	1	0	5	10	1
Nebraska	0	6	0	0	3	0	0	0	X	9	13	0

W: Rodrigue (1-1); L: Gray (5-3); S: Schoeninger (6)

### Southwest Missouri State 7 - Nebraska 0

	1	2	3	4	5	6	7	8	9	R	H	E
Nebraska	0	0	0	0	0	0	0	0	0	0	5	2
SW Missouri St.	0	1	2	2	0	2	0	0	X	7	13	0

W: Zimmerman (5-3); L: Shirek (5-3)

# 2006 NCAA REGIONAL



Front row (from left): Andrew Brown, Zach Herr, Bryce Nimmo, Nick Jaros, Nick Sullivan, Student Manager Brooks Wells, Jake Mort. Second row: Student Trainer Clint Kirkland, Student Manager Ben Lynch, Jeff Christy, Erik Bird, John Lee, Jeff Lanning, Casey Klapperich, Mark Hightower, Jake Opitz, Luke Wertz, Tim Radmacher, Mike Harmelink, Trainer Derek Birkley, Student Trainer Tammy Steinkraus. Third row: Graduate Manager Ryan Strain, Assistant Coach Dave Bingham, Assistant Coach Andy Sawyers, Luke Gorsett, Steve Edlefsen, Wes Simmons, Joba Chamberlain, Jared Cranston, Matt Foust, Tim Scott, Andy Gerch, Volunteer Coach Justin Seely, Head Coach Mike Anderson. Back row: Johnny Dorn, Ryan Wehrle, Tony Watson, Matt Wagner, Drew Schwab, Brandon Buckman, Brett Jensen, Jon Klausung, Wes Simmons, Charlie Shirek, Mike Nihsen, Dan Jennings.

**42-17 Overall**  
**17-10 Big 12**  
**0-2 NCAA Tournament**

## LINCOLN REGIONAL (HAWKS FIELD)

### Manhattan 4 - Nebraska 1

	1	2	3	4	5	6	7	8	9	R	H	E
Manhattan	0	2	0	0	0	0	0	2	0	4	7	1
Nebraska	0	0	0	1	0	0	0	0	0	1	8	0

W: Cody (12-2); L: Chamberlain (6-5)

### San Francisco 5 - Nebraska 1

	1	2	3	4	5	6	7	8	9	R	H	E
Nebraska	0	0	0	1	0	0	0	0	0	1	5	2
San Francisco	0	3	0	0	0	1	1	0	X	5	6	0

W: Poreda (8-5); L: Watson (10-2); S: McGuigan (5)

No.	Name	Pos.	Yr.	Hometown
2	Jake Mort	INF	So.	Nebraska City, Neb.
3	Jake Opitz	INF	So.	Littleton, Colo.
4	Jesse Shriner	C	Jr.	Littleton, Colo.
6	Nick Jaros	OF	Jr.	Platte City, Mo.
8	Jeff Lanning	C	Fr.	Ankeny, Iowa
9	Steve Edlefsen	INF	So.	Bloomington, Minn.
10	Ryan Wehrle	INF	So.	Papillion, Neb.
11	Tony Watson	LHP	So.	Grimes, Iowa
12	Andy Gerch	OF	So.	Lincoln, Neb.
14	Luke Gorsett	OF	Jr.	Denver, Colo.
15	Andrew Gudmunson	INF	Fr.	Minot, N.D.
16	Jeff Christy	C	Sr.	Lincoln, Neb.
17	Casey Klapperich	INF	RFr.	Rapid City, S.D.
18	Andrew Brown	INF	Jr.	Carrollton, Texas
19	Brandon Buckman	INF	Sr.	Monument, Colo.
20	Luke Wertz	RHP	So.	Parker, Colo.
21	Nick Sullivan	OF	RFr.	Arvada, Colo.
22	Jon Klausung	LHP	So.	Arvada, Colo.
23	Johnny Dorn	RHP	So.	Grand Island, Neb.
24	Bryce Nimmo	OF	So.	Cheyenne, Wyo.
25	Ryan Bohanan	RHP	So.	Goddard, Kan.
26	Dan Jennings	LHP	Fr.	West Des Moines, Iowa
28	Matt Wagner	INF	RFr.	Wahoo, Neb.
29	Wes Simmons	LHP	Fr.	Owasso, Okla.
30	Erik Bird	RHP	Fr.	Omaha, Neb.
31	Tim Radmacher	RHP	RFr.	Rosemount, Minn.
32	Mike Nihsen	RHP	Fr.	Ralston, Neb.
33	Brett Jensen	RHP	Sr.	Eagle Grove, Iowa
34	Jared Cranston	LHP	Jr.	Colby, Kan.
35	Tim Scott	LHP	Fr.	Ely, Minn.
36	Matt Foust	RHP	So.	Overland Park, Kan.
37	Zach Herr	LHP	Fr.	Omaha, Neb.
38	John Lee	OF	Fr.	Mason City, Iowa
39	Mike Harmelink	RHP	Jr.	Omaha, Neb.
40	Charlie Shirek	RHP	RFr.	Minot, N.D.
44	Joba Chamberlain	RHP	Jr.	Lincoln, Neb.
45	Mark Hightower	C	So.	Elkhorn, Neb.
47	Drew Schwab	RHP	RFr.	LaVista, Neb.
48	Dustin Timm	RHP	Sr.	Yutan, Neb.

# 2007 NCAA REGIONAL



Front row (from left): John Lee, Student Manager Brooks Wells, Mitch Abeita, Craig Corriston, Brett Sowers, Jeff Tezak, Bryce Nimmo, Zach Herr, DJ Belfonte, Andy Cotton, Nick Sullivan, Mark Hightower, Jake Mort. Second row: Assistant Coach Andy Sawyers, Assistant Coach Dave Bingham, Erik Bird, Andy Gerch, Dominic Piazza, Jeff Lanning, Andrew Brown, Jake Opitz, Luke Wertz, Eric Rose, Steve Edlefsen, Tim Radmacher, Graduate Manager Ryan Strain, Assistant Coach Justin Seely, Head Coach Mike Anderson. Third row: Thad Weber, Tim Scott, Dan Jennings, Mike Nihsen, Johnny Dorn, Charlie Shirek, Tony Watson, Brian Feekin, Mike Nesseth, Drew Bowman, Joe Broekemeier, Ryan Wehrle, Matt Foust.

**32-27 Overall**  
**14-13 Big 12**  
**2-2 NCAA Tournament**

No.	Name	Pos.	Yr.	Hometown
2	Jake Mort	INF	So.	Nebraska City, Neb.
3	Jake Opitz	INF	Jr.	Littleton, Colo.
4	DJ Belfonte	OF	Fr.	Kansas City, Mo.
6	Brett Sowers	INF	Fr.	Englewood, Colo.
8	Jeff Lanning	C	So.	Ankeny, Iowa
9	Steve Edlefsen	INF	Jr.	Bloomington, Minn.
11	Tony Watson	LHP	Jr.	Grimes, Iowa
12	Andy Gerch	OF	Jr.	Lincoln, Neb.
13	Mitch Abeita	C	Jr.	Dallas, Texas
14	Thad Weber	INF	Jr.	Friend, Neb.
15	Craig Corriston	UTL	Jr.	Paris, Texas
16	Andy Cotton	INF	Fr.	Lincoln, Neb.
17	Joe Broekemeier	RHP	Fr.	Aurora, Neb.
18	Andrew Brown	INF	Sr.	Carrollton, Texas
19	Jeff Tezak	INF	Jr.	San Diego, Calif.
20	Luke Wertz	RHP	Jr.	Parker, Colo.
21	Nick Sullivan	OF	So.	Arvada, Colo.
22	Jon Klausning	LHP	Jr.	Arvada, Colo.
23	Johnny Dorn	RHP	Jr.	Grand Island, Neb.
24	Bryce Nimmo	OF	Jr.	Cheyenne, Wyo.
25	Aaron Jarosh	OF	Fr.	Ankeny, Iowa
26	Dan Jennings	LHP	So.	West Des Moines, Iowa
28	Drew Bowman	LHP	So.	Morrison, Colo.
29	Wes Simmons	LHP	RFr.	Owasso, Okla.
30	Erik Bird	RHP	So.	Omaha, Neb.
31	Tim Radmacher	RHP	So.	Rosemount, Minn.
32	Mike Nihsen	RHP	RFr.	Ralston, Neb.
33	Sam Sharpe	RHP	Fr.	Louisburg, Kan.
34	Dominic Piazza	C	Fr.	Scottsdale, Ariz.
35	Tim Scott	LHP	RFr.	Ely, Minn.
36	Matt Foust	RHP	Jr.	Overland Park, Kan.
37	Zach Herr	LHP	So.	Omaha, Neb.
38	John Lee	OF	RFr.	Mason City, Iowa
40	Charlie Shirek	RHP	So.	Minot, N.D.
41	Mike Nesseth	RHP	Fr.	Windom, Minn.
43	Eric Rose	LHP	Fr.	Billings, Mont.
44	Brian Feekin	LHP	Fr.	Papillion, Neb.
45	Mark Hightower	C	Jr.	Elkhorn, Neb.
47	Drew Schwab	RHP	So.	LaVista, Neb.
48	Charlie Shaver	LHP	Fr.	Elkhorn, Neb.

## TEMPE REGIONAL (PACKARD STADIUM - TEMPE, ARIZ.)

### UC Riverside 10 - Nebraska 5

	1	2	3	4	5	6	7	8	9	R	H	E
Nebraska	1	0	0	0	0	1	0	3	0	5	11	0
UC Riverside	0	0	3	4	0	0	0	3	X	10	10	2

W: Simmons (11-3); L: Wertz (4-1)

### Nebraska 6 - Monmouth 5

	1	2	3	4	5	6	7	8	9	R	H	E
Monmouth	0	0	0	0	0	4	0	1	0	5	7	0
Nebraska	0	0	0	1	0	0	5	0	X	6	10	0

W: Foust (2-4); L: Brach (3-8)

### Nebraska 11 - UC Riverside 1

	1	2	3	4	5	6	7	8	9	R	H	E
UC Riverside	0	0	1	0	0	0	0	0	0	1	5	2
Nebraska	0	2	0	2	3	0	2	2	X	11	15	0

W: Dorn (10-3); L: Cassa (2-5)

### Arizona State 19 - Nebraska 7

	1	2	3	4	5	6	7	8	9	R	H	E
Nebraska	2	0	1	0	0	1	3	0	0	7	11	3
Arizona State	4	2	0	0	3	0	6	4	X	19	23	1

W: Satow (12-3); L: Weber (1-2); S: Jarvis (11)

# 2008 NCAA REGIONAL



Front row (from left): Student Trainer Mike Nolan, Student Trainer Chad Pope, Andy Cotton, Erik Anderson, DJ Belfonte, Zach Herr, Jeff Tezak, Brett Sowers, Bryce Nimmo, Nick Sullivan, Joe Hatasaki, Michael Mariot, Ryan Christenson and Graduate Trainer Ryan Holleman. Second row: Volunteer Coach Nate Thompson, Assistant Coach Dave Bingham, Craig Corriston, Matt Freeman, Jake Mort, Dan Johnston, Tyler Farst, Ben Kline, Johnny Dorn, Thad Weber, Erik Bird, Jake Opitz, Mitch Abeita, Assistant Coach Eric Newman and Head Coach Mike Anderson. Third row: Student Manager Brooks Wells, Dan Jennings, Tyler Rank, Casey Hauptman, Mike Nesseth, Cody Neer, David Stewart, Sean Yost, Drew Gray, Aaron Pribanic, Clay Cuno, Joe Broekemeier, Eric Rose and Student Manager Matt Harvey.

**41-16-1 Overall**  
**17-9-1 Big 12**  
**1-2 NCAA Tournament**

No.	Name	Pos.	Yr.	Hometown
2	Jake Mort	INF	Jr.	Nebraska City, Neb.
3	Jake Opitz	INF	Sr.	Littleton, Colo.
4	DJ Belfonte	OF	So.	Kansas City, Mo.
6	Brett Sowers	INF	RFr.	Englewood, Colo.
7	Tyler Rank	RHP	Fr.	Rochester, Minn.
8	Sean Yost	RHP	Fr.	Lincoln, Neb.
9	Dan Johnston	INF	Fr.	Papillion, Neb.
10	Drew Gray	C	Jr.	Archie, Mo.
11	Matt Freeman	RHP	Fr.	Omaha, Neb.
13	Mitch Abeita	C	Sr.	Dallas, Texas
14	Thad Weber	RHP	Sr.	Friend, Neb.
15	Craig Corriston	INF	Sr.	Paris, Texas
16	Andy Cotton	INF	RFr.	Lincoln, Neb.
17	Joe Broekemeier	RHP	RFr.	Aurora, Neb.
18	Casey Hauptman	RHP	Fr.	Omaha, Neb.
19	Jeff Tezak	INF	Sr.	San Diego, Calif.
20	Ben Kline	INF	Fr.	Omaha, Neb.
21	Nick Sullivan	OF	Jr.	Arvada, Colo.
22	Clay Cuno	OF	So.	New Bloomfield, Mo.
23	Johnny Dorn	RHP	Sr.	Grand Island, Neb.
24	Bryce Nimmo	OF	Sr.	Cheyenne, Wyo.
25	Erik Anderson	RHP	So.	Prairie Village, Kan.
26	Dan Jennings	LHP	Jr.	West Des Moines, Iowa
28	Joe Hatasaki	LHP	So.	Mountain View, Calif.
30	Erik Bird	RHP	Jr.	Omaha, Neb.
31	Ryan Christenson	LHP	Fr.	Gilbert, Ariz.
32	Tyler Farst	OF	So.	Cedar Park, Texas
33	Michael Mariot	RHP	Fr.	Southlake, Texas
35	Cody Neer	C	Jr.	Orlando, Fla.
37	Zach Herr	LHP	Jr.	Omaha, Neb.
39	Aaron Pribanic	RHP	Jr.	Plano, Texas
41	Mike Nesseth	RHP	RFr.	Windom, Minn.
43	Eric Rose	LHP	RFr.	Billings, Mont.

## LINCOLN REGIONAL (HAWKS FIELD)

### Nebraska 13 - Eastern Illinois 10

	1	2	3	4	5	6	7	8	9	R	H	E
Eastern Illinois	0	0	2	3	0	2	0	0	3	10	13	1
Nebraska	2	0	1	4	2	1	1	2	X	13	16	0

W: Weber (9-4); L: Morrell (5-2)

### UC Irvine 3 - Nebraska 2

	1	2	3	4	5	6	7	8	9	R	H	E
Nebraska	0	0	2	0	0	0	0	0	0	2	4	1
UC Irvine	0	1	1	0	1	0	0	0	X	3	11	0

W: Bibona (9-3); L: Dorn (6-2); S: Pettis (17)

### Oral Roberts 8 - Nebraska 0

	1	2	3	4	5	6	7	8	9	R	H	E
Nebraska	0	0	0	0	0	0	0	0	0	0	2	0
Oral Roberts	1	1	4	1	0	1	0	0	X	8	15	1

W: Minissale (3-3); L: Weber (9-5)

# 2014 NCAA REGIONAL



Front row (from left): Graduate Athletic Trainer Davey LaCroix, Ty Kildow, Wes Edrington, Quinn McGill, Matt Leuty, Taylor Fish, Jake Placzek, Steven Reveles, Student Athletic Trainer Ryan Cooney. Second row: Assistant Director of Operations Brian Gehringer, Tanner Lubach, Christian Cox, Kyle Kubat, Colton Howell, Michael Klein, Grant Gamble, Bryce Only, Michael Pritchard, Tyler King, Josh Roeder, Pat Kelly, Athletic Trainer Jerry Weber. Third row: Head Coach Darin Erstad, Associate Head Coach Will Bolt, Pitching Coach Ted Silva, Student Manager Ken Harvey, Jake Hohensee, Ryan Boldt, Bob Greco, Blake Headley, Max Knutson, Derek Burkamper, Graduate Manager Brad Smith, Director of Operations Curtis Ledbetter, Volunteer Assistant Jeff Christy. Back row: Austin Darby, Ben Miller, Luke Bublitz, Zach Hirsch, Austin Christensen, Jeff Chesnut, Christian DeLeon, Aaron Bummer, Chance Sinclair.

**41-21 Overall**  
**18-6 Big Ten**  
**1-2 NCAA Tournament**

No.	Name	Pos.	Yr.	Hometown
1	Ty Kildow	OF	Sr.	Omaha, Neb.
2	Derek Burkamper	RHP	Fr.	Muscatine, Iowa
3	Matt Leuty	UTL	Fr.	Shoreview, Minn.
4	Michael Pritchard	OF	Sr.	Omaha, Neb.
5	Steven Reveles	INF	Jr.	Santa Barbara, Calif.
6	Bryce Only	INF	Fr.	Algonquin, Ill.
8	Tanner Lubach	C	Jr.	Lincoln, Neb.
9	Pat Kelly	INF	Jr.	Red Wing, Minn.
10	Christian Cox	OF/LHP	Jr.	Aberdeen, S.D.
11	Bob Greco	RHP	Sr.	Papillion, Neb.
13	Josh Roeder	RHP	Jr.	Plano, Texas
14	Wes Edrington	INF	So.	Fishers, Ind.
16	Chance Sinclair	RHP	Jr.	Spring Hill, Kan.
18	Aaron Bummer	LHP	Jr.	Peoria, Ariz.
19	Luke Bublitz	RHP	Sr.	Thornton, Colo.
20	Max Knutson	LHP	Fr.	Arden Hills, Minn.
21	Ryan Boldt	OF	Fr.	Red Wing, Minn.
22	Blake Headley	INF	Jr.	Omaha, Neb.
23	Jake Placzek	INF	So.	La Vista, Neb.
25	Colton Howell	RHP	So.	O'Fallon, Mo.
27	Beau Fandel	C	Fr.	Forest Lake, Minn.
28	Jeff Chesnut	RHP	So.	Omaha, Neb.
29	Michael Klein	RHP/INF	Fr.	Highlands Ranch, Colo.
31	Kyle Kubat	LHP	Jr.	Waterloo, Neb.
32	Tyler King	LHP	Sr.	Republic, Mo.
33	Christian DeLeon	RHP	Sr.	Richmond, Texas
34	Austin Christensen	1B/LHP	So.	Cedar Rapids, Iowa
37	Grant Gamble	LHP	Fr.	Fort Collins, Colo.
38	Jake Hohensee	RHP	Fr.	Lincoln, Neb.
40	Quinn McGill	OF	Fr.	Wahoo, Neb.
41	Austin Darby	OF	Jr.	Colorado Springs, Colo.
44	Ben Miller	LHP/1B	Fr.	Clive, Iowa
45	Taylor Fish	C	So.	Kearney, Neb.
57	Zach Hirsch	LHP	Sr.	St. Charles, Ill.

## STILLWATER REGIONAL (REYNOLDS STADIUM - STILLWATER, OKLA.)

### Cal State Fullerton 5 - Nebraska 1

	1	2	3	4	5	6	7	8	9	R	H	E
Fullerton	0	0	0	0	0	0	1	4	0	5	5	1
Nebraska	0	0	0	0	0	1	0	0	0	1	9	1

W: Gauna (5-2); L: Hirsch (4-2)

### Nebraska 8 - Binghamton 6

	1	2	3	4	5	6	7	8	9	R	H	E
Nebraska	3	1	0	0	1	0	0	0	3	8	14	1
Binghamton	0	0	0	3	0	3	0	0	0	6	10	1

W: Hirsch (5-2); L: Ostner (3-2)

### Cal State Fullerton 4 - Nebraska 3

	1	2	3	4	5	6	7	8	9	R	H	E
Nebraska	0	0	0	1	0	2	0	0	0	3	8	3
Fullerton	2	0	0	0	0	0	2	0	X	4	5	0

W: Wiest (5-4); L: Bummer (7-5); S: Davis (7)

# 2016 NCAA REGIONAL



Front row (from left): Assistant Director of Operations Pat Crowe, Brady Childs, Jake Placzek, Alex Henwood, Jake Schleppenbach, Steven Reveles, Jesse Wilkening, Strength Coach Lucas Novotny. Second row: Head Athletic Trainer Jerry Weber, Student Manager Jake Baker, Cole Klemke, Angelo Altavilla, Jake Meyers, Mitch Steinhoff, Byron Hood, Jake McSteen, AJ Johnson, Taylor Fish, Graduate Manager Jeff Tezak, Graduate Assistant Athletic Trainer Tanner Fowler. Third row: Head Coach Darin Erstad, Assistant Head Coach Mike Kirby, Ethan Frazier, Derek Burkamper, Ryan Boldt, Nate Fisher, Matt Waldron, Robbie Palkert, Colton Howell, Ben Klenke, Associate Head Coach Ted Silva, Volunteer Assistant Brad Smith, Director of Operations Curtis Ledbetter. Fourth row: Mike Waldron, Scott Schreiber, Tommy West, Ryan Connolly, Jeff Chesnut, Reece Eddins, Chad Luensmann, Sean Chandler, Zack Engelken, Luis Alvarado, Garrett King, Ben Miller, Max Knutson. Not pictured: Elijah Dilday, Jake Hohensee.

**37-22 Overall**  
**16-8 Big Ten**  
**0-2 NCAA Tournament**

No.	Name	Pos.	Yr.	Hometown
1	Jeff Chesnut	RHP	Sr.	Omaha, Neb.
2	Derek Burkamper	RHP	Jr.	Muscatine, Iowa
3	Alex Henwood	INF	Fr.	Appleton, Wis.
4	Jake Meyers	LHP/OF	So.	Omaha, Neb.
5	Steven Reveles	INF	Sr.	Santa Barbara, Calif.
6	Jake Schleppenbach	INF	Jr.	Lincoln, Neb.
7	Elijah Dilday	OF	So.	St. Charles, Mo.
8	Jesse Wilkening	C	Fr.	Cedar Lake, Ind.
10	Matt Waldron	RHP	Fr.	Omaha, Neb.
11	Scott Schreiber	INF	So.	Menasha, Wis.
13	Chad Luensmann	RHP	Fr.	Altoona, Pa.
14	Angelo Altavilla	INF	Fr.	Lakeville, Minn.
16	Cole Klemke	OF	Fr.	San Diego, Calif.
18	Nate Fisher	LHP	So.	Yutan, Neb.
19	Luis Alvarado	INF/OF	So.	Salinas, Puerto Rico
20	Max Knutson	LHP	Jr.	Arden Hills, Minn.
21	Ryan Boldt	OF	Jr.	Red Wing, Minn.
22	Ben Klenke	UTL	Fr.	Seward, Neb.
23	Jake Placzek	INF	Sr.	La Vista, Neb.
24	Zack Engelken	RHP	So.	Overland Park, Kan.
25	Colton Howell	RHP	Sr.	O'Fallon, Mo.
26	Tommy West	LHP	RFr.	Omaha, Neb.
27	Mitch Steinhoff	LHP	RFr.	Crete, Neb.
28	Brady Childs	C	Jr.	Overland Park, Kan.
29	Sean Chandler	RHP	Fr.	Bellevue, Neb.
30	Reece Eddins	RHP	So.	Lee's Summit, Mo.
32	Mike Waldron	RHP	Fr.	Omaha, Neb.
33	Jake McSteen	LHP	RFr.	Great Falls, Va.
35	AJ Johnson	OF	Fr.	Mountain View, Calif.
36	Garrett King	RHP	So.	Anaheim Hills, Calif.
38	Jake Hohensee	RHP	Jr.	Lincoln, Neb.
44	Ben Miller	1B/LHP	Jr.	Clive, Iowa
45	Taylor Fish	C	Sr.	Kearney, Neb.
47	Robbie Palkert	RHP	Fr.	Golden Valley, Minn.
48	Byron Hood	RHP	RFr.	Roca, Neb.
54	Ryan Connolly	LHP	Fr.	Castle Rock, Colo.
55	Ethan Frazier	RHP	Fr.	Lee's Summit, Mo.

## CLEMSON REGIONAL (DOUG KINGSMORE STADIUM)

### Oklahoma State 6 - Nebraska 0

	1	2	3	4	5	6	7	8	9	R	H	E
Nebraska	0	0	0	0	0	0	0	0	0	0	6	0
Oklahoma State	2	0	2	1	0	0	1	0	X	6	13	0

W: Hatch (7-2); L: Waldron (7-3)

### Western Carolina 4 - Nebraska 1

	1	2	3	4	5	6	7	8	9	R	H	E
Western Carolina	1	0	0	0	0	1	0	2	0	4	13	2
Nebraska	0	0	0	1	0	0	0	0	0	1	5	0

W: Nail (5-6); L: Eddins (4-3); S: Nobles (5)

# 2017 NCAA REGIONAL



Front row (from left): Student Athletic Trainer Zach Turner, Jake Schleppenbach, Jesse Wilkening, Alex Henwood, Mojo Hagge, Brady Childs, Alex Raburn, Student Athletic Trainer Renee Craft. Second row: Equipment Manager Kyle Kotrous, Angelo Altavilla, Joe Acker, Jake McSteen, Matt Warren, Zac Repinski, Brison Cronenbold, Carter Cross, Jake Meyers, AJ Johnson, Assistant Director of Operations Pat Crowe, Head Athletic Trainer Jerry Weber, Strength Coach Lucas Novotny. Third row: Head Coach Darin Erstad, Student Manager Jake Baker, Director of Operations Curtis Ledbetter, Associate Head Coach Ted Silva, Paul Tillotson, Byron Hood, Luke Roskam, Ethan Frazier, Jake Hohensee, Nate Fisher, Mitch Steinhoff, Ben Klenke, Undergraduate Student Assistant Pat Kelly, Volunteer Assistant Jeff Tezak, Assistant Head Coach Mike Kirby. Fourth row: Scott Schreiber, Jeff Athey, Ben Miller, Matt Waldron, Chad Luensmann, Reece Eddins, Sean Chandler, Zack Engelken, Luis Alvarado, Robbie Palkert, Connor Curry, Mike Waldron, Derek Burkamper.

**35-22-1 Overall**  
**16-7-1 Big Ten**  
**0-2 NCAA Tournament**  
**Big Ten Regular Season Champions**

No.	Name	Pos.	Yr.	Hometown
1	Zac Repinski	OF	Jr.	Prior Lake, Minn.
2	Derek Burkamper	RHP	Sr.	Muscatine, Iowa
3	Alex Henwood	INF	So.	Appleton, Wis.
4	Jake Meyers	LHP/OF	Jr.	Omaha, Neb.
5	Joe Acker	OF	Fr.	Waukesha, Wis.
6	Jake Schleppenbach	INF	Sr.	Lincoln, Neb.
7	Angelo Altavilla	INF	So.	Lakeville, Minn.
8	Jesse Wilkening	C	So.	Cedar Lake, Ind.
10	Matt Waldron	RHP	So.	Omaha, Neb.
11	Scott Schreiber	OF	Jr.	Menasha, Wis.
13	Chad Luensmann	RHP	So.	Altoona, Pa.
14	Alex Raburn	INF	Sr.	Durham, N.C.
16	Cole Klemke	OF	So.	San Diego, Calif.
18	Nate Fisher	LHP	So.	Yutan, Neb.
19	Luis Alvarado	OF/RHP	Jr.	Salinas, Puerto Rico
20	Paul Tillotson	RHP	Fr.	Monument, Colo.
21	Brison Cronenbold	INF	Jr.	Thousand Oaks, Calif.
22	Ben Klenke	UTL	RFr.	Seward, Neb.
23	Jeff Athey	INF	Fr.	Eden Prairie, Minn.
24	Zack Engelken	RHP	Jr.	Overland Park, Kan.
25	Luke Roskam	UTL	Fr.	Chaska, Minn.
26	Carter Cross	OF	Fr.	Fairview, Pa.
27	Mitch Steinhoff	LHP	So.	Crete, Neb.
28	Brady Childs	C	Sr.	Overland Park, Kan.
29	Sean Chandler	RHP	So.	Bellevue, Neb.
30	Reece Eddins	RHP	Jr.	Lee's Summit, Mo.
32	Mike Waldron	INF	So.	Omaha, Neb.
33	Jake McSteen	LHP	So.	Great Falls, Va.
34	Matt Warren	RHP	Sr.	Omaha, Neb.
35	AJ Johnson	OF	So.	Mountain View, Calif.
37	Connor Curry	LHP	Fr.	Lincoln, Neb.
38	Jake Hohensee	RHP	Jr.	Lincoln, Neb.
39	Mojo Hagge	OF	Fr.	Omaha, Neb.
44	Ben Miller	1B/LHP	Sr.	Clive, Iowa
47	Robbie Palkert	RHP	So.	Golden Valley, Minn.
48	Byron Hood	RHP	So.	Roca, Neb.
55	Ethan Frazier	RHP	So.	Lee's Summit, Mo.

## CORVALLIS REGIONAL (GOSS STADIUM)

### Yale 5 - Nebraska 1

	1	2	3	4	5	6	7	8	9	R	H	E
Yale	2	1	0	1	0	1	0	0	0	5	12	0
Nebraska	1	0	0	0	0	0	0	0	0	1	6	0

W: Politz (11-2); L: Meyers (8-2)

### Holy Cross 7 - Nebraska 4

	1	2	3	4	5	6	7	8	9	R	H	E
Nebraska	0	0	0	2	0	0	0	2	0	4	10	2
Holy Cross	2	0	0	0	3	2	0	0	X	7	12	0

W: Capen (6-1); L: Burkamper (6-6)



# 2019 NCAA REGIONAL



Front row (L-R): Graduate Manager Andrew Christensen, Mojo Hagge, Kennet Sorenson, Nolan Hakel, Alex Henwood, Jaxon Hallmark, Aaron Palensky, Mike Addante, Cam Chick, Graduate Manager Michael Pritchard. Second row (L-R): Athletic Trainer Jerry Weber, Assistant Director of Operations Kevin Otto, Drew Gilin, Joe Acker, Angelo Altavilla, Carter Cross, Tyler Martin, Spencer Schwellenbach, Kyle Perry, Shay Schanaman, Director of Operations Tanner Lubach, Equipment Manager Kyle Kotrous, Strength Coach Lucas Novotny. Third row (L-R): Head Coach Darin Erstad, Associate Head Coach Ted Silva, Byron Hood, Ben Klenke, Ethan Frazier, Keegan Watson, Bo Blessie, Ty Roseberry, Paul Tillotson, Luke Roskam, Volunteer Assistant Coach Curtis Ledbetter, Assistant Head Coach Mike Kirby. Fourth row (L-R): Mike Waldron, Connor Curry, Robbie Palkert, Nate Fisher, Max Schreiber, Colby Gomes, Reece Eddins, Gunner Hellstrom, Chad Luensmann, Matt Waldron, Caleb Feekin.

**32-24 Overall**  
**15-9 Big Ten**  
**1-2 NCAA Tournament**

No.	Name	Pos.	Yr.	Hometown
1	Spencer Schwellenbach	INF/RHP	Fr.	Saginaw, Mich.
2	Jaxon Hallmark	INF/OF	So.	Midland, Texas
3	Alex Henwood	INF	Sr.	Appleton, Wis.
5	Joe Acker	OF	Jr.	Waukesha, Wis.
6	Mike Addante	OF	So.	Algonquin, Ill.
7	Angelo Altavilla	INF	Sr.	Lakeville, Minn.
8	Shay Schanaman	INF/RHP	Fr.	Grand Island, Neb.
10	Matt Waldron	RHP	Sr.	Omaha, Neb.
11	Drew Gilin	INF	Fr.	Omaha, Neb.
13	Chad Luensmann	RHP	Jr.	Altoona, Pa.
14	Kennet Sorenson	C/OF	So.	Stone Mountain, Ga.
16	Nolan Hakel	OF	Sr.	Lincoln, Neb.
18	Nate Fisher	LHP	Sr.	Yutan, Neb.
19	Kyle Perry	LHP	Fr.	Omaha, Neb.
20	Paul Tillotson	RHP	So.	Monument, Colo.
21	Brett Hammit	INF	Fr.	Nixa, Mo.
22	Ben Klenke	UTL	Jr.	Seward, Neb.
24	Aaron Palensky	OF	So.	Papillion, Neb.
25	Luke Roskam	C/INF	Jr.	Chaska, Minn.
26	Carter Cross	OF	So.	Fairview, Pa.
28	Keegan Watson	OF	So.	Fountaintown, Ind.
29	Cam Chick	INF	Fr.	Rochepport, Mo.
30	Reece Eddins	RHP	Sr.	Lee's Summit, Mo.
31	Gunner Hellstrom	C	So.	Simi Valley, Calif.
32	Mike Waldron	UTL	Sr.	Omaha, Neb.
33	Blake Peterson	OF	Fr.	Loomis, Calif.
34	Colby Gomes	INF/RHP	Fr.	Omaha, Neb.
37	Connor Curry	LHP	So.	Lincoln, Neb.
38	Ty Roseberry	1B	Jr.	Kearney, Neb.
39	Mojo Hagge	OF	Jr.	Omaha, Neb.
40	Caleb Feekin	LHP	Fr.	Papillion, Neb.
41	Tyler Martin	LHP	Fr.	Webb City, Mo.
43	Gareth Stroh	LHP	Sr.	Kearney, Neb.
44	Bo Blessie	RHP	Fr.	Midland, Texas
45	Trey Kissack	RHP	Jr.	Grand Island, Neb.
47	Robbie Palkert	RHP	Jr.	Golden Valley, Minn.
48	Byron Hood	RHP	Sr.	Roca, Neb.
49	Max Schreiber	RHP	So.	Cardington, Ohio
55	Ethan Frazier	RHP	Sr.	Lee's Summit, Mo.

## OKLAHOMA CITY REGIONAL (CHICKASAW BRICKTOWN BALLPARK)

### Nebraska 8 - UConn 5

	1	2	3	4	5	6	7	8	9	R	H	E
Nebraska	0	1	4	0	1	1	0	0	1	8	13	0
UConn	2	2	0	0	1	0	0	0	0	5	19	1

W: Palkert (6-3); L: Feole (3-4); S: Gomes (13)

### Oklahoma State 6 - Nebraska 5

	1	2	3	4	5	6	7	8	9	R	H	E
Oklahoma State	0	0	0	0	0	1	0	1	4	6	12	0
Nebraska	3	0	2	0	0	0	0	0	0	5	8	1

W: Lyons (5-2); L: Gomes (0-3); S: Leeper (7)

### UConn 16 - Nebraska 1

	1	2	3	4	5	6	7	8	9	R	H	E
UConn	1	1	0	1	1	1	0	4	7	16	22	0
Nebraska	0	0	0	1	0	0	0	0	0	1	5	1

W: Dunlop (7-4); L: Eddins (6-4)

# 2021 NCAA REGIONAL



Front row (L-R): Director of Player Development Evan Helman, Cam Chick, Logan Foster, Drew Wessel, Brice Matthews, Jaxon Hallmark, Mojo Hagge, Luke Sartori, Efrý Cervantes. Second row (L-R): Student Manager Dan Stara, Student Manager Mitch Ornelas, Trey Kissack, Tyler Palmer, Kyle Perry, Griffin Everitt, Leighton Banjoff, Jack Steil, Max Anderson, Shay Schanaman, Garrett Anglim, Joe Acker, Hunter Cerveny, Graduate Assistant Athletic Trainer Josh Gruber, Strength Coach Bryce Siecko. Third row (L-R): Equipment Manager Kyle Kotrous, Volunteer Assistant Coach Danny Marcuzzo, Head Coach Will Bolt, Spencer Schwellenbach, Tyler Martin, Luke Roskam, Ethan Bradford, Will Walsh, Quinn Mason, Chance Hroch, Braxton Bragg, Koty Frank, Athletic Trainer Jerry Weber, Student Athletic Trainer Jacob Olson. Fourth row (L-R): Director of Operations Curtis Ledbetter, Caleb Feekin, Cade Povich, Gunner Hellstrom, Max Schreiber, Colby Gomes, Jake Bunz, Cam Wynne, Emmett Olson, Assistant Coach Jeff Christy, Assistant Coach Lance Harvell.

**34-14 Overall**  
**31-12 Big Ten**  
**Big Ten Regular-Season Champions**  
**3-2 NCAA Tournament**

No.	Name	Pos.	Yr.	Hometown
1	Spencer Schwellenbach	INF/RHP	Jr.	Saginaw, Mich.
2	Jaxon Hallmark	INF/OF	Sr.	Midland, Texas
3	Logan Foster	OF	Sr.	Lincoln, Neb.
4	Max Anderson	INF	Fr.	Omaha, Neb.
5	Joe Acker	OF	Sr.	Waukesha, Wis.
8	Shay Schanaman	RHP	Jr.	Grand Island, Neb.
9	Efrý Cervantes	INF	Jr.	Tucson, Ariz.
10	Leighton Banjoff	INF/OF	So.	Sheffield Village, Ohio
11	Jack Steil	INF	Fr.	Cold Spring, Minn.
12	Braxton Bragg	RHP	So.	Kansas City, Mo.
13	Chance Hroch	RHP	Sr.	Temecula, Calif.
14	Brice Matthews	INF	Fr.	Humble, Texas
16	Griffin Everitt	C	Jr.	Lincoln, Neb.
17	Tyler Palmer	OF	Fr.	Columbus, Neb.
18	Garrett Anglim	OF	Fr.	La Vista, Neb.
19	Kyle Perry	LHP	Jr.	Omaha, Neb.
21	Luke Sartori	OF	So.	Lincoln, Neb.
23	Sayer Diederich	OF/LHP	So.	Omaha, Neb.
25	Luke Roskam	C/INF	Sr.	Chaska, Minn.
26	Drew Wessel	C	Fr.	Omaha, Neb.
27	Jake Bunz	LHP	Jr.	Elkhorn, Neb.
28	Koty Frank	RHP	Jr.	Tushka, Okla.
29	Cam Chick	INF	Jr.	Columbia, Mo.
30	Will Walsh	INF/LHP	Fr.	Leawood, Kan.
31	Gunner Hellstrom	C	Sr.	Simi Valley, Calif.
33	Cade Povich	LHP	Jr.	Bellevue, Neb.
34	Colby Gomes	INF/RHP	Jr.	Omaha, Neb.
36	Quinn Mason	RHP	So.	Gretna, Neb.
38	Emmett Olson	LHP	Fr.	Des Plaines, Ill.
39	Mojo Hagge	OF	Sr.	Omaha, Neb.
40	Caleb Feekin	LHP	So.	Papillion, Neb.
41	Tyler Martin	LHP	Jr.	Webb City, Mo.
44	Caleb Bennett	RHP	Fr.	Perris, Calif.
45	Trey Kissack	RHP	Sr.	Grand Island, Neb.
46	Hunter Cerveny	LHP	RFr.	Wilber, Neb.
47	Cam Wynne	RHP	Jr.	Lincoln, Neb.
48	Ethan Bradford	LHP	So.	Lawrence, Kan.
49	Max Schreiber	RHP	Sr.	Cardington, Ohio

## FAYETTEVILLE REGIONAL (BAUM-WALKER STADIUM)

### Nebraska 8 - Northeastern 6

	1	2	3	4	5	6	7	8	9	R	H	E
Northeastern	0	1	3	0	0	0	0	2	0	6	10	0
Nebraska	0	0	0	3	1	3	1	0	x	8	12	1

W: Frank (3-0); L: Scotti (4-2); S: Schwellenbach (10)

### No. 1 Arkansas 5 - Nebraska 1

	1	2	3	4	5	6	7	8	9	R	H	E
Nebraska	0	0	0	0	0	1	0	0	0	1	5	2
Arkansas	1	2	0	0	0	2	0	0	x	5	5	0

W: Wicklander (6-1); L: Hroch (5-3); S: Kopps (11)

### Nebraska 18 - NJIT 4

	1	2	3	4	5	6	7	8	9	R	H	E
NJIT	0	0	0	1	0	0	1	2	0	4	5	0
Nebraska	1	0	1	8	6	0	1	1	x	18	19	3

W: Schanaman (5-2); L: Vurpillat (1-6)

### Nebraska 5 - No. 1 Arkansas 3

	1	2	3	4	5	6	7	8	9	R	H	E
Arkansas	0	0	3	0	0	0	0	0	0	3	4	3
Nebraska	1	0	1	0	3	0	0	0	x	5	10	2

W: Schwellenbach (3-1); L: Lockhart (3-3)

### No. 1 Arkansas 6 - Nebraska 2

	1	2	3	4	5	6	7	8	9	R	H	E
Nebraska	0	1	1	0	0	0	0	0	0	2	4	0
Arkansas	0	0	0	0	1	1	0	4	x	6	6	0

W: Kopps (12-0); L: Frank (3-1)

# ALL-TIME SERIES RECORDS - POSTSEASON

## NCAA REGIONALS

Arizona State .....	0-1
Arkansas .....	1-2
Binghamton .....	1-0
Bowling Green .....	1-0
Butler .....	1-0
BYU .....	2-0
Cal State Fullerton .....	0-2
Creighton .....	2-0
Eastern Illinois .....	1-0
Eastern Michigan .....	2-0
Holy Cross .....	0-1
Manhattan .....	0-1
Marist .....	1-0
Michigan .....	0-2
Milwaukee .....	1-0
Minnesota .....	1-0
Mississippi State .....	0-2
Monmouth .....	1-0
Navy .....	1-0
NJIT .....	1-0
Northeastern .....	1-0
Northern Iowa .....	1-0
Oklahoma State .....	0-2
Oral Roberts .....	0-1
Pepperdine .....	1-1
Rutgers .....	2-0
San Francisco .....	0-1
Southwest Missouri State .....	2-2
St. John's .....	1-0
Stanford .....	0-1
UC Irvine .....	0-1
UC Riverside .....	1-1
UConn .....	1-2
UIC .....	1-0
Western Carolina .....	0-1
Wichita State .....	1-0
Yale .....	0-1

## NCAA SUPER REGIONALS

Miami .....	2-0
Rice .....	2-0
Richmond .....	2-1
Stanford .....	1-2

## NCAA COLLEGE WORLD SERIES

Arizona State .....	1-1
Cal State Fullerton .....	0-1
Clemson .....	0-1
Florida .....	0-1
South Carolina .....	0-1
Tulane .....	0-1

# HUSKERS IN THE MAJOR LEAGUE DRAFT

## HUSKERS DRAFTED SINCE 1965

The following is a list of all Nebraska draftees since 1965. The Major League Baseball First-Year Player Draft began in 1965, while the secondary phase, which was for players who were drafted but did not sign, was in effect until 1987.

Year	Name	Club	Round
1965	Stan Bahnsen	New York Yankees	8th
1966	Gary Neibauer	Atlanta Braves	2nd
1967	Bob Churchich	Atlanta Braves	31st
1972	Gene Stohs !	Chicago White Sox	3rd
1973	Gene Stohs #	Cleveland Indians	2nd
1978	Tim Carroll	Chicago Cubs	26th
1979	Jim McManus #	Chicago Cubs	2nd
	Jeff Hunter !	Baltimore Orioles	9th
	Pete O'Brien	Texas Rangers	15th
	Val Primante	Houston Astros	17th
	Joe Scherger !	New York Mets	22nd
1980	Tim Burke	Pittsburgh Pirates	2nd
	Stan Haas	Texas Rangers	14th
	Jeff Hunter	Boston Red Sox	25th
	Joe Scherger	San Diego Padres	26th
1981	Chris Chavez	Los Angeles Dodgers	17th
	Mike Harlander	New York Mets	31st
1982	Steve Stanicek	S.F. Giants	1st (No. 11)
	Steve Gehrke !	Los Angeles Dodgers	12th
	Roger Hill	Seattle Mariners	14th
	John Mason	Toronto Blue Jays	20th
	Todd Oakes !	Chicago White Sox	22nd
	Dan Boever !	Toronto Blue Jays	23rd
1983	Bob Sebra	Texas Rangers	5th
	Dan Boever	Cincinnati Reds	8th
	Matt Butcher	Minnesota Twins	14th
	Anthony Kelley	Houston Astros	18th
	Turner Gill !	New York Yankees	18th
	Todd Oakes	San Francisco Giants	20th
	Jeff Anderson !	Oakland Athletics	20th
	Steve Gehrke	San Francisco Giants	32nd
	Ben Amaya	Seattle Mariners	33rd
1984	Jeff Anderson	Chicago White Sox	16th
1985	Bill McGuire	Seattle Mariners	1st (No. 27)
	Jeffrey Mays	Toronto Blue Jays	5th
	Mark Davis	Minnesota Twins	8th
	Jeff Carter	San Francisco Giants	9th
	Mike Duncan	Oakland Athletics	10th
	Burt Beattie !	Minnesota Twins	29th
1986	Kip Gross	New York Mets	4th
	Paul Meyers	San Francisco Giants	4th
	Phil Harrison	Chicago Cubs	16th
	Larry Mims	Baltimore Orioles	16th
	Burt Beattie	Minnesota Twins	30th
1987	Joel Sealer !	New York Yankees	36th
1988	Pat Leinen !	New York Mets	9th
	Tim Pettengill	St. Louis Cardinals	22nd
	John Lепley	St. Louis Cardinals	24th
	Joe Federico	St. Louis Cardinals	30th
	John Kohli	Seattle Mariners	38th
1989	Pat Leinen	Baltimore Orioles	26th
	Ken Sirak	Philadelphia Phillies	35th
1990	Bobby Benjamin	Milwaukee Brewers	4th
	Shawn Buchanan!	Pittsburgh Pirates	31st
	Kevin Jordan	New York Yankees	17th
	Dale Kistaitis	Toronto Blue Jays	26th
1991	Shawn Buchanan	Chicago White Sox	25th
	Brian McArn	Oakland Athletics	26th
1993	Marc Sagmoen	Texas Rangers	13th
	Casey Deskins	Florida Marlins	70th
1994	Troy Brohawn	San Francisco Giants	4th
	Derek Dukart	New York Yankees	19th
1995	Darin Erstad	California Angels	1st (No. 1)
	Alvie Shepherd	Baltimore Orioles	1st (No. 21)
	Jed Dalton	California Angels	19th
	Craig Sanders	Kansas City Royals	35th
1996	Mel Motley	Cleveland Indians	29th
1997	Todd Sears	Colorado Rockies	3rd
	Patrick Driscoll	Philadelphia Phillies	24th
	Steve Fish	Anaheim Angels	22nd
1998	Bryan Schmidt	San Diego Padres	32nd
	Matt Schuldt	Tampa Bay Devil Rays	33rd
1999	Ken Harvey	Kansas City Royals	5th
	Brian Johnson	Kansas City Royals	24th
2000	Jamal Strong	Seattle Mariners	6th
	Adam Shabala	San Francisco Giants	10th
	Andy Bent	Atlanta Braves	16th
	Justin Cowan	Kansas City Royals	20th
	Scott Fries	Chicago Cubs	25th
	Trevor Bullock	Philadelphia Phillies	27th
2001	Adam Stern	Atlanta Braves	3rd
	John Cole	Seattle Mariners	5th
	Dan Johnson	Oakland Athletics	7th
	Thom Ott	Los Angeles Dodgers	10th
	Brian Rodaway	Houston Astros	16th
	Shane Komine !	St. Louis Cardinals	19th
	R.D. Spiehs	San Francisco Giants	33rd
	Matt Hopper !	San Francisco Giants	36th
2002	Jeff Leise !	Anaheim Angels	7th
	Shane Komine	Oakland Athletics	9th
	Waylon Byers	Florida Marlins	21st
	Jed Morris	Oakland Athletics	36th
2003	Aaron Marsden	Colorado Rockies	3rd
	Matt Hopper	Philadelphia Phillies	10th
	Jeff Leise	San Diego Padres	12th
	Jason Burch	St. Louis Cardinals	21st
	Drew Anderson	Milwaukee Brewers	24th
2004	Justin Pekarek	Cleveland Indians	8th
	Jake Mullinax	St. Louis Cardinals	14th
	Mike Sillman	St. Louis Cardinals	21st
	Dustin Timm !	Milwaukee Brewers	26th
	Phil Shirek !	Cleveland Indians	44th
	Quinton Robertson	St. Louis Cardinals	44th
2005	Alex Gordon	Kansas City Royals	1st (No. 2)
	Brian Duensing	Minnesota Twins	3rd
	Zach Kroenke	New York Yankees	5th
	Joe Simokaitis	Chicago Cubs	10th
	Curtis Ledbetter	Seattle Mariners	18th
	Brett Jensen !	Washington Nationals	23rd
2006	Joba Chamberlain	New York Yankees	1st (No. 41)
	Jeff Christy	Minnesota Twins	6th
	Luke Gorsett	St. Louis Cardinals	7th
	Brett Jensen	Detroit Tigers	14th
	Tony Watson !	Baltimore Orioles	17th
	Ryan Wehrle !	Cincinnati Reds	18th
	Brandon Buckman	St. Louis Cardinals	19th
	Jared Cranston	San Francisco Giants	34th
2007	Drew Bowman	Cincinnati Reds	5th
	Matt Foust	Pittsburgh Pirates	6th
	Tony Watson	Pittsburgh Pirates	9th
	Luke Wertz	Philadelphia Phillies	13th
	Steve Edlefsen	San Francisco Giants	16th
	Andrew Brown	St. Louis Cardinals	18th
	Charlie Shirek	Chicago White Sox	23rd
	Thad Weber !	Cincinnati Reds	35th
2008	Aaron Pribanic	Seattle Mariners	3rd
	Dan Jennings	Florida Marlins	9th
	Jake Opitz	Chicago Cubs	12th
	Johnny Dorn	Florida Marlins	15th
	Thad Weber	Detroit Tigers	16th
	Mitch Abeita	New York Yankees	19th
	Zach Herr	San Diego Padres	38th
2009	Mike Nesseth !	Los Angeles Angels	15th
	Jeff Tezak	Chicago White Sox	24th
	Adam Bailey !	New York Yankees	38th
2010	Michael Mariot	Kansas City Royals	8th
	Ryan Hughes	Oakland Athletics	16th
	Mike Nesseth	Philadelphia Phillies	17th
	Adam Bailey	Houston Astros	23rd
	Sean Yost !	Boston Red Sox	24th
2011	Cody Asche	Philadelphia Phillies	4th
	Casey Hauptman	New York Mets	26th
	Kash Kalkowski !	Kansas City Royals	50th
2012	Travis Huber	Minnesota Twins	23rd
	Kale Kiser	Chicago White Sox	23rd
	Richard Stock	Cleveland Indians	23rd
	Khiry Cooper	Boston Red Sox	25th
	Chad Christensen !	Miami Marlins	35th
2013	Chad Christensen	Minnesota Twins	25th
2014	Pat Kelly	Minnesota Twins	12th
	Aaron Bummer	Chicago White Sox	19th
	Zach Hirsch	Milwaukee Brewers	19th
2015	Tanner Lubach	L.A. Angels of Anaheim	9th
	Blake Headley	Chicago Cubs	20th
	Josh Roeder	New York Yankees	21st
	Colton Howell !	San Diego Padres	27th
2016	Ryan Boldt	Tampa Bay Rays	2nd
	Max Knutson	Baltimore Orioles	12th
	Ben Miller !	Pittsburgh Pirates	32nd
2017	Jake Meyers	Houston Astros	13th
	Luis Alvarado !	Seattle Mariners	13th
	Scott Schreiber !	Tampa Bay Rays	26th
2018	Scott Schreiber	Houston Astros	9th
	Jesse Wilkening	Philadelphia Phillies	14th
	Luis Alvarado	Los Angeles Angels	17th
2019	Matt Waldron	Cleveland Indians	18th
2020	No players drafted. Draft was only five rounds due to COVID-19.		
2021	Spencer Schwellenbach	Atlanta Braves	2nd
	Cade Povich	Minnesota Twins	3rd
	Cam Wynne	Philadelphia Phillies	20th

! - Drafted, but did not sign; # - January Secondary Phase

# HUSKERS IN THE MAJOR LEAGUE DRAFT

## BY ORGANIZATION

**Atlanta:** Gary Neibauer (1966), Bob Churchich (1967), Andy Bent (2000), Adam Stern (2001), Spencer Schwellenbach (2021)

**Baltimore:** Jeff Hunter (1979), Larry Mims (1986), Pat Leinen (1989), Alvie Shepherd (1995), Tony Watson (2006), Max Knutson (2016)

**Boston:** Jeff Hunter (1980), Sean Yost (2010), Khiry Cooper (2012)

**Chicago-AL:** Gene Stohs (1972), Todd Oakes (1982), Jeff Anderson (1984), Shawn Buchanan (1991), Charlie Shirek (2007), Jeff Tezak (2009), Kale Kiser (2012), Aaron Bummer (2014)

**Chicago-NL:** Tim Carroll (1978), Jim McManus (1979), Phil Harrison (1986), Scott Fries (2000), Joe Simokaitis (2005), Jake Opitz (2008), Blake Headley (2015)

**Cincinnati:** Dan Boever (1983), Ryan Wehrle (2006), Drew Bowman (2007), Thad Weber (2007)

**Cleveland:** Gene Stohs (1973), Mel Motley (1996), Justin Pekarek (2004), Phil Shirek (2004), Richard Stock (2012), Matt Waldron (2019)

**Colorado:** Todd Sears (1997), Aaron Marsden (2003)

**Detroit:** Brett Jensen (2006), Thad Weber (2008)

**Houston:** Val Primante (1979), Anthony Kelley (1983), Brian Rodaway (2001), Adam Bailey (2010), Jake Meyers (2017), Scott Schreiber (2018)

**Kansas City:** Craig Sanders (1995), Ken Harvey (1999), Brian Johnson (1999), Justin Cowan (2000), Alex Gordon (2005), Michael Mariot (2010), Kash Kalkowski (2011)

**Los Angeles-AL:** Darin Erstad (1995), Jed Dalton (1995), Steve Fish (1997), Jeff Leise (2002), Mike Nesseseth (2009), Tanner Lubach (2015), Luis Alvarado (2018)

**Los Angeles-NL:** Chris Chavez (1981), Steve Gehrke (1982), Thom Ott (2001)

**Miami:** Casey Deskins (1993), Waylon Byers (2002), Dan Jennings (2008), Johnny Dorn (2008), Chad Christensen (2012)

**Milwaukee:** Bobby Benjamin (1990), Drew Anderson (2003), Dustin Timm (2004), Zach Hirsch (2014)

**Minnesota:** Matt Butcher (1983), Mark Davis (1985), Burt Beattie (1985), Burt Beattie (1986), Brian Duensing (2005), Jeff Christy (2006), Travis Huber (2012), Chad Christensen (2013), Pat Kelly (2014), Cade Povich (2021)

**New York-AL:** Stan Bahnsen (1965), Turner Gill (1983), Joel Sealer (1987), Kevin Jordan (1990), Derek Dukart (1994), Zach Kroenke (2005), Joba Chamberlain (2006), Mitch Abeita (2008), Adam Bailey (2009), Josh Roeder (2015)

**New York-NL:** Joe Scherger (1979), Mike Harlander (1981), Kip Gross (1986), Pat Leinen (1988), Casey Hauptman (2011)

**Oakland:** Jeff Anderson (1983), Mike Duncan (1985), Brian McArn (1991), Dan Johnson (2001), Shane Komine (2002), Jed Morris (2002), Ryan Hughes (2010)

**Philadelphia:** Ken Sirak (1989), Patrick Driscoll (1997), Trevor Bullock (2000), Matt Hopper (2003), Luke Wertz (2007), Mike Nesseseth (2010), Cody Asche (2011), Jesse Wilkening (2018), Cam Wynne (2021)

**Pittsburgh:** Tim Burke (1980), Shawn Buchanan (1990), Matt Foust (2007), Tony Watson (2007), Ben Miller (2016)

**San Diego:** Joe Scherger (1980), Bryan Schmidt (1998), Jeff Leise (2003), Zach Herr (2008), Colton Howell (2015)

**San Francisco:** Steve Stanicek (1982), Todd Oakes (1983), Steve Gehrke (1983), Jeff Carter (1985), Paul Meyers (1986), Troy Brohawn (1994), Adam Shabala (2000), R.D. Spiehs (2001), Matt Hopper (2001), Jared Cranston (2006), Steve Edlefson (2007)

**Seattle:** Roger Hill (1982), Ben Amaya (1983), Bill McGuire (1985), John Kohli (1988), Jamal Strong (2000), John Cole (2001), Curtis Ledbetter (2005), Aaron Pribanic (2008), Luis Alvarado (2017)

**St. Louis:** Tim Pettengill (1988), John Lepley (1988), Joe Federico (1988), Shane Komine (2001), Jason Burch (2003), Jake Mullinax (2004), Mike Sillman (2004), Quinton Robertson (2004), Luke Gorsett (2006), Brandon Buckman (2006), Andrew Brown (2007)

**Tampa Bay:** Matt Schuldt (1998), Ryan Boldt (2016), Scott Schreiber (2017)

**Texas:** Pete O'Brien (1979), Stan Haas (1980), Bob Sebra (1983), Marc Sagmoen (1993)

**Toronto:** John Mason (1982), Dan Boever (1982), Jeffrey Mays (1985), Dale Kistaitis (1990)

**Washington:** Brett Jensen (2005)

## BY ROUND

**First:** Steve Stanicek (1982), Bill McGuire (1985), Darin Erstad (1995), Alvie Shepherd (1995), Alex Gordon (2005), Joba Chamberlain (2006)

**Second:** Gary Neibauer (1966), Tim Burke (1980), Ryan Boldt (2016), Spencer Schwellenbach (2021)

**Third:** Gene Stohs (1972), Todd Sears (1997), Adam Stern (2001), Aaron Marsden (2003), Brian Duensing (2005), Aaron Pribanic (2008), Cade Povich (2021)

**Fourth:** Kip Gross (1986), Paul Meyers (1986), Bobby Benjamin (1990), Troy Brohawn (1994), Cody Asche (2011)

**Fifth:** Bob Sebra (1983), Jeffrey Mays (1985), Ken Harvey (1999), John Cole (2001), Zach Kroenke (2005), Drew Bowman (2007)

**Sixth:** Jamal Strong (2000), Jeff Christy (2006), Matt Foust (2007)

**Seventh:** Dan Johnson (2001), Jeff Leise (2002), Luke Gorsett (2006)

**Eighth:** Stan Bahnsen (1965), Dan Boever (1983), Mark Davis (1985), Justin Pekarek (2004), Michael Mariot (2010)

**Ninth:** Jeff Hunter (1979), Jeff Carter (1985), Pat Leinen (1988), Shane Komine (2002), Tony Watson (2007), Dan Jennings (2008), Tanner Lubach (2015), Scott Schreiber (2018)

**Tenth:** Mike Duncan (1985), Adam Shabala (2000), Thom Ott (2001), Matt Hopper (2003), Joe Simokaitis (2005)

**11-20:** Pete O'Brien (1979), Val Primante (1979), Stan Haas (1980), Chris Chavez (1981), Steve Gehrke (1982), Roger Hill (1982), John Mason (1982), Matt Butcher (1983), Anthony Kelley (1983), Turner Gill (1983), Todd Oakes (1983), Jeff Anderson (1983), Jeff Anderson (1984), Phil Harrison (1986), Larry Mims (1986), Kevin Jordan (1990), Marc Sagmoen (1993), Derek Dukart (1994), Jed Dalton (1995), Brian Johnson (1999), Andy Bent (2000), Justin Cowan (2000), Brian Rodaway (2001), Shane Komine (2001), Jeff Leise (2003), Jake Mullinax (2004), Curtis Ledbetter (2005), Brett Jensen (2006), Tony Watson (2006), Ryan Wehrle (2006), Brandon Buckman (2006), Luke Wertz (2007), Steve Edlefson (2007), Andrew Brown (2007), Jake Opitz (2008), Johnny Dorn (2008), Thad Weber (2008), Mitch Abeita (2008), Mike Nesseseth (2009), Ryan Hughes (2010), Mike Nesseseth (2010), Pat Kelly (2014), Aaron Bummer (2014), Zach Hirsch (2014), Blake Headley (2015), Max Knutson (2016), Jake Meyers (2017), Luis Alvarado (2013), Jesse Wilkening (2018), Luis Alvarado (2018), Matt Waldron (2019), Cam Wynne (2021)

**21-30:** Tim Carroll (1978), Joe Scherger (1979), Jeff Hunter (1980), Joe Scherger (1980), Todd Oakes (1982), Dan Boever (1982), Burt Beattie (1985), Burt Beattie (1986), Tim Pettengill (1988), John Lepley (1988), Joe Federico (1988), Pat Leinen (1989), Dale Kistaitis (1990), Shawn Buchanan (1991), Brian McArn (1991), Mel Motley (1996), Patrick Driscoll (1997), Steve Fish (1997), Scott Fries (2000), Waylon Byers (2002), Jason Burch (2003), Drew Anderson (2003), Mike Sillman (2004), Dustin Timm (2004), Brett Jensen (2005), Charlie Shirek (2007), Jeff Tezak (2009), Adam Bailey (2010), Sean Yost (2010), Casey Hauptman (2011), Travis Huber (2012), Kale Kiser (2012), Richard Stock (2012), Khiry Cooper (2012), Chad Christensen (2013), Josh Roeder (2015), Colton Howell (2015), Scott Schreiber (2017)

**31-40:** Bob Churchich (1967), Mike Harlander (1981), Steve Gehrke (1983), Ben Amaya (1983), Joel Sealer (1987), John Kohli (1988), Ken Sirak (1989), Shawn Buchanan (1990), Craig Sanders (1995), Bryan Schmidt (1998), Matt Schuldt (1998), R.D. Spiehs (2001), Matt Hopper (2001), Jed Morris (2002), Jared Cranston (2006), Thad Weber (2007), Zach Herr (2008), Adam Bailey (2009), Chad Christensen (2012), Ben Miller (2016)

**41-50:** Phil Shirek (2004), Quinton Robertson (2004), Kash Kalkowski (2011)

**51+:** Casey Deskins (1993)

## BY ROUND (SECONDARY DRAFT)

**Second:** Gene Stohs (1973), Jim McManus (1979)

# HUSKERS IN MAJOR LEAGUE BASEBALL

38 HUSKERS HAVE PLAYED IN A MAJOR LEAGUE BASEBALL GAME

**Drew Anderson (2001-03)**

**MLB Career: 2006**

Milwaukee Brewers (2006)

**Cody Asche (2009-11)**

**MLB Career: 2013-17**

Philadelphia Phillies (2013-16)

Chicago White Sox (2017)

**Stan Bahnsen (1965)**

**MLB Career: 1966-82**

New York Yankees (1966-71)

Chicago White Sox (1972-75)

Oakland Athletics (1975-77)

Montreal Expos (1977-81)

California Angels (1982)

Philadelphia Phillies (1982)

**Troy Brohawn (1992-94)**

**MLB Career: 2001-03**

Arizona Diamondbacks (2001)

San Francisco Giants (2002)

Los Angeles Dodgers (2003)

**Andrew Brown (2006-07)**

**MLB Career: 2011-14**

St. Louis Cardinals (2011)

Colorado Rockies (2012)

New York Mets (2013-14)

**Aaron Bummer (2012-14)**

**MLB Career: 2017-Present**

Chicago White Sox (2017-Pres.)

**Tim Burke (1978-80)**

**MLB Career: 1985-92**

Montreal Expos (1985-91)

New York Mets (1991-92)

New York Yankees (1992)

**Bob Cerv (1947-50)**

**MLB Career: 1951-62**

Kansas City Athletics (1957-60)

New York Yankees (1951-56, 1960-61)

Los Angeles Angels (1961)

Houston Astros (1962)

**Joba Chamberlain (2005-06)**

**MLB Career: 2007-16**

New York Yankees (2007-13)

Detroit Tigers (2014-15)

Kansas City Royals (2015)

Cleveland Indians (2016)

**Brian Duensing (2002-05)**

**MLB Career: 2009-18**

Minnesota Twins (2009-15)

Baltimore Orioles (2016)

Chicago Cubs (2017-18)

**Steve Edlefsen (2006-07)**

**MLB Career: 2011-12**

San Francisco Giants

**Darin Erstad (1993-95)**

**MLB Career: 1996-2009**

Los Angeles Angels (1996-06)

Chicago White Sox (2007)

Houston Astros (2008-09)

**Nate Fisher (2015-19)**

**MLB Career: 2022-Pres.**

New York Mets (2022)

**Alex Gordon (2003-05)**

**MLB Career: 2007-2020**

Kansas City Royals (2007-20)

**Kip Gross (1986)**

**MLB Career: 1990-93, 1999-2000**

Cincinnati Reds (1990-92)

Los Angeles Dodgers (1993)

Boston Red Sox (1999)

Houston Astros (2000)

**Ken Harvey (1997-99)**

**MLB Career: 2001-05**

Kansas City Royals (2001-05)

**Dan Jennings (2006-08)**

**MLB Career: 2012-2019**

Miami Marlins (2012-14)

Chicago White Sox (2015-17)

Tampa Bay Rays (2017)

Milwaukee Brewers (2018)

Washington Nationals (2019)

**Dan Johnson (2000-01)**

**MLB Career: 2005-15**

Oakland Athletics (2005-08)

Tampa Bay Rays (2008-11)

Chicago White Sox (2012)

Baltimore Orioles (2013)

Toronto Blue Jays (2014)

St. Louis Cardinals (2015)

**Kevin Jordan (1990)**

**MLB Career: 1995-2001**

Philadelphia Phillies (1995-2001)

**Shane Komine (1999-2002)**

**MLB Career: 2006-07**

Oakland Athletics (2006-07)

**Zach Kroenke (2003-05)**

**MLB Career: 2010-11**

Arizona Diamondbacks (2010-11)

**Ryan Kurosaki (1971-73)**

**MLB Career: 1975**

St. Louis Cardinals (1975)

**Michael Mariot (2008-10)**

**MLB Career: 2014-16**

Kansas City Royals (2014-15)

Philadelphia Phillies (2016)

**Bill McGuire (1983-85)**

**MLB Career: 1988-89**

Seattle Mariners (1988-89)

**Jake Meyers (2015-17)**

**MLB Career: 2021-Pres.**

Houston Astros (2021-Pres.)

**Gary Neibauer (1965-66)**

**MLB Career: 1969-73**

Atlanta Braves (1969-73)

Philadelphia Phillies (1973)

**Pete O'Brien (1978-79)**

**MLB Career: 1982-93**

Texas Rangers (1982-88)

Cleveland Indians (1989)

Seattle Mariners (1990-93)

**Ken Ramos (1987-89)**

**MLB Career: 1997**

Houston Astros (1997)

**Marc Sagmoen (1992-93)**

**MLB Career: 1997**

Texas Rangers (1997)

**Todd Sears (1995-97)**

**MLB Career: 2002-03**

Minnesota Twins (2002-03)

San Diego Padres (2003)

**Bob Sebra (1981-83)**

**MLB Career: 1985-90**

Montreal Expos (1986-87)

Texas Rangers (1985)

Philadelphia Phillies (1988-89)

Cincinnati Reds (1989)

Milwaukee Brewers (1990)

**Adam Shabala (1999-2000)**

**MLB Career: 2005**

San Francisco Giants (2005)

**Dwight Siebler (1957-58)**

**MLB Career: 1963-67**

Minnesota Twins (1963-67)

**Steve Stanicek (1980-82)**

**MLB Career: 1987, 1989**

Milwaukee Brewers (1987)

Philadelphia Phillies (1989)

**Adam Stern (1999-2001)**

**MLB Career: 2005-07; 2010**

Boston Red Sox (2005-06)

Baltimore Orioles (2007)

Milwaukee Brewers (2010)

**Jamal Strong (1999-2000)**

**MLB Career: 2003, 2005**

Seattle Mariners (2003, 2005)

**Tony Watson (2005-07)**

**MLB Career: 2011-21**

Pittsburgh Pirates (2011-17)

Los Angeles Dodgers (2017)

San Francisco Giants (2018-21)

Los Angeles Angels (2021)

**Thad Weber (2007-08)**

**MLB Career: 2012-13**

Detroit Tigers (2012)

San Diego Padres (2013)

Toronto Blue Jays (2013)

# TEAM RECORDS SUMMARY

## SEASON

Most Games .....	72 (2005)
Most Victories .....	57 (2005)
Most Losses .....	35 (1997)
Best Winning Percentage .....	.791 (57-15) (2005)
Longest Win Streak .....	26 (1983)

## HITTING

Most At-Bats .....	2,448 (2005)
Most Runs Scored .....	676 (1985)
Most Hits .....	787 (2001)
Most Doubles .....	154 (2002)
Most Triples .....	38 (1980)
Most Home Runs .....	93 (1985)
Most Total Bases .....	1,228 (1985)
Most Runs Batted In .....	603 (1985)
Most Sacrifice Hits .....	47 (1985)
Most Bases on Balls .....	565 (1988)
Most Strikeouts .....	523 (2019)
Most Stolen Bases .....	196 (1984)
Most Double Plays .....	80 (1988)
Highest Batting Average .....	.339 (1985)
Highest Slugging Percentage .....	.548 (1985)

## PITCHING & FIELDING

Most Innings Pitched .....	643.0 (2005)
Most Saves .....	23 (2005)
Lowest Earned Run Average .....	2.64 (1965)
Most Complete Games .....	31 (1980)
Most Shutouts .....	15 (1979)
Most Strikeouts of Opponent .....	538 (2005)
Fewest Hits per Nine Innings .....	5.10 (1965)
Fewest Walks per Nine Innings .....	2.46 (2000)
Highest Fielding Percentage .....	.981 (2013)

## GAME

Longest Game by Inn.....	22, vs. Colorado (L, 2-1), 4/26/74
Most At-Bats.....	77, vs. Colorado, 4/26/74
Most Runs Scored .....	50, vs. Chicago State, 3/16/99
Most Runs Scored, Inning.....	17, vs. Washington (4th), 3/20/95
Most Runs Scored, Opponent.....	37, vs. Oklahoma State, 4/8/95
Most Hits .....	35, vs. Chicago State, 3/16/99
Most Doubles .....	11, vs. Creighton, 5/18/10
Most Home Runs.....	9, vs. Chicago State, 3/16/99
Most Consecutive Home Runs .....	3, vs. Iowa State, 5/15/94
Most Total Bases .....	73, vs. Chicago State, 3/16/99
Most Runs Batted In .....	48, vs. Chicago State, 3/16/99
Most Bases on Balls .....	19, vs. Fort Hays State, 3/18/89
.....	19, vs. Northwest Missouri State, 3/4/87
Most Strikeouts .....	21, vs. UCLA, 3/5/11
Most Strikeouts, of opp. ....	22, vs. UL-Lafayette (15 inn.), 2/20/09

# INDIVIDUAL RECORDS SUMMARY

## CAREER

<b>Most Games</b> .....	254, Matt Hopper (2000-03)
<b>Highest Batting Average</b> .....	.451, Marc Sagmoen (1992-93)
<b>Most At-Bats</b> .....	966, Matt Hopper (2000-03)
<b>Most Runs Scored</b> .....	246, Matt Hopper (2000-03)
<b>Most Hits</b> .....	338, Matt Hopper (2000-03)
<b>Most Doubles</b> .....	56, Will Bolt (1999-02)
<b>Most Triples</b> .....	21, Shawn Buchanan (1988-91)
<b>Most Home Runs</b> .....	64, Matt Hopper (2000-03)
<b>Most Total Bases</b> .....	591, Matt Hopper (2000-03)
<b>Most Runs Batted In</b> .....	271, Matt Hopper (2000-03)
<b>Most Stolen Bases</b> .....	103, Jeff Carter (1982-85)
<b>Most Innings Pitched</b> .....	431.0, Shane Komine (1999-02)
<b>Most Victories, pitcher</b> .....	41, Shane Komine (1999-02)
<b>Most Saves</b> .....	33, Josh Roeder (2013-15)
<b>Lowest ERA (Min. 40 inn.)</b> .....	1.78, Ben Amaya (1982-83)
<b>Most Strikeouts</b> .....	510, Shane Komine (1999-02)

## SEASON

<b>Most Games</b> .....	72, Alex Gordon (2005)
<b>Highest Batting Average</b> .....	.478, Ken Harvey (1999)
<b>Longest Hit Streak</b> .....	38, Francis Collins (1996)
<b>Most At-Bats</b> .....	294, Jeff Leise (2002)
<b>Most Runs Scored</b> .....	100, Ken Ramos (1988)
<b>Most Hits</b> .....	109, Jeff Leise (2002)
.....	109, Francis Collins (1997)
<b>Most Doubles</b> .....	27, Cody Asche (2011)
<b>Most Triples</b> .....	9, Shawn Buchanan (1990)
<b>Most Home Runs</b> .....	25, Dan Johnson (2001)
<b>Highest Slugging Percentage</b> .....	.930, Steve Stanicek (1982)
<b>Most Total Bases</b> .....	201, Jed Morris (2002)
<b>Most Runs Batted In</b> .....	90, Jed Morris (2002)
.....	90, Mike Duncan (1985)
<b>Most Bases on Balls</b> .....	91, Bobby Benjamin (1988)
<b>Most Strikeouts</b> .....	159, Shane Komine (2000)
<b>Most Stolen Bases</b> .....	60, Scott Hooper (1984)
<b>Most Games Pitched</b> .....	36, Mike Bellows (1994)
<b>Most Innings Pitched</b> .....	131.2, Shane Komine (2001)
<b>Most Victories</b> .....	14, Shane Komine (2001)
<b>Most Losses</b> .....	8, Shay Schanaman (2022)
.....	8, Pat Driscoll (1997)
<b>Lowest Earned Run Average</b> .....	0.95, Ray Novak (1955)
<b>Most Strikeouts, pitcher</b> .....	159, Shane Komine (2000)
<b>Most Bases on Balls, pitcher</b> .....	74, Mark Davis (1985)
<b>Most Complete Games</b> .....	9, Troy Brohawn (1993)
<b>Most Shutouts</b> .....	4, Jamie Rodrigue (2000)
<b>Most Saves</b> .....	16, Brett Jensen (2004)

## GAME

<b>Most At-Bats</b> .....	10, Jim Smith vs. Colorado (4/24/74)
<b>Most Runs Scored</b> .....	7, Jim Bailey vs. Chicago State (3/16/99)
.....	7, Ken Harvey vs. Chicago State (3/16/99)
<b>Most Hits</b> .....	6, Steve Edlefson vs. Iowa (4/11/06)
.....	6, John Cole vs. Kansas State (5/16/99)
.....	6, Francis Collins vs. Omaha (4/25/96)
.....	6, Darin Erstad vs. Missouri (4/2/95)
.....	6, Marc Sagmoen vs. Jamestown (3/13/92)
.....	6, Gene Torczon vs. Tulsa (4/5/58)
<b>Most Doubles</b> .....	3, Joe Acker vs. Maryland (4/9/21)
.....	3, Angelo Altavilla vs. Utah (2/24/17)
.....	3, Michael Pritchard vs. St. John's (3/9/14)
.....	3, Cody Asche vs. Missouri (5/21/11)
.....	3, Cody Asche vs. Missouri State (2/20/11)
.....	3, DJ Belfonte vs. Creighton (5/18/10)
.....	3, Andrew Brown vs. Missouri (3/25/07)
.....	3, Alex Gordon vs. West Virginia (3/7/04)
.....	3, Curtis Ledbetter vs. South Dakota (4/23/03)
.....	3, Will Bolt vs. Arkansas (3/15/00)
.....	3, Justin Cowan vs. Jacksonville State (2/21/99)
.....	3, Francis Collins vs. Kansas State (4/5/97)
.....	3, Francis Collins vs. South Dakota (3/20/97)
.....	3, Jed Dalton vs. Oklahoma (5/6/95)
.....	3, Jed Dalton vs. Creighton (4/13/95)
.....	3, Sean McKenna vs. Missouri (4/29/90)
.....	3, Kevin Jordan vs. Northern Colorado (4/14/90)
.....	3, Joe Federico vs. Missouri (5/7/88)
.....	3, Mate Borgogno vs. Missouri (5/7/88)
.....	3, Burt Beattie vs. Stetson (3/22/86)
.....	3, Bobby Reynolds vs. Kansas State (4/16/52)
<b>Most Triples</b> .....	3, Shawn Buchanan vs. Wayne State (2/12/90)
.....	3, Dan Boever vs. Benedictine (3/8/83)
<b>Most Home Runs</b> .....	3, Garrett Anglim vs. Iowa (5/1/22)
.....	3, Dan Johnson at Southern Utah (3/6/01)
.....	3, Dan Johnson vs. Texas A&M (4/22/00)
.....	3, Steve Stanicek vs. Bellevue College (4/28/82)
.....	3, Bob Cerv vs. Iowa State (5/13/50)
<b>Most RBI</b> .....	10, Craig Moore vs. Chicago State (3/16/99)
.....	10, Gene Torczon vs. Tulsa (4/5/58)
<b>Most Bases on Balls</b> .....	5, Cam Chick at Ohio State (4/3/22)
.....	5, Jim Bailey vs. Chicago State (3/16/99)
.....	5, Tom Novak vs. Denver College (4/18/49)
<b>Most Stolen Bases</b> .....	5, Scott Hooper vs. Northwestern (Iowa) (4/24/84)
.....	5, Jeff Carter vs. Iowa State (4/11/83)
.....	5, Bob Cerv vs. Iowa State (5/13/50)
<b>Most Innings Pitched</b> .....	13.0, Dennis O'Doherty vs. Colorado (4/26/74)
<b>Most Strikeouts, Pitcher</b> .....	17, Shane Komine vs. Kansas (4/8/00)
.....	17, Brent Frieauf vs. St. Cloud State (3/24/83)
<b>Most Strikeouts, Relief Pitcher</b> .....	16, Shane Komine at Iowa State (4/18/99)



# INDIVIDUAL SEASON RECORDS: HITTING

## BATTING AVERAGE

1. Ken Harvey (1999) .....	.478
2. Steve Smith (1959).....	.459
3. Marc Sagmoen (1993) .....	.454
4. Steve Stanicek (1982) .....	.449
5. Marc Sagmoen (1992) .....	.446
Don Brown (1955).....	.446
7. Bob Cerv (1950).....	.444
8. Francis Collins (1996).....	.424
9. Todd Sears (1997).....	.421
10. John Cole (2001) .....	.418

## SLUGGING PCT.

1. Steve Stanicek (1982) .....	.930
2. Ken Harvey (1999) .....	.862
3. Marc Sagmoen (1993) .....	.859
4. Dan Johnson (2000) .....	.849
5. Joe Federico (1988).....	.814
6. Darin Erstad (1995).....	.773
7. Alex Gordon (2004) .....	.754
8. Dan Johnson (2001).....	.752
9. Dan Boever (1983).....	.747
10. Todd Sears (1997).....	.742

## ON-BASE PCT.

1. Marc Sagmoen (1993) .....	.574
2. Steve Stanicek (1982) .....	.569
3. Ken Harvey (1999) .....	.558
4. Todd Sears (1997).....	.543
5. Terrance Batiste (1988) .....	.540
6. Val Primante (1979).....	.530
7. Bob Munson (1973) .....	.526
8. Ben Amaya (1983) .....	.520
9. Francis Collins (1996).....	.519
10. Alex Gordon (2005) .....	.518

## AT-BATS

1. Jeff Leise (2002).....	294
2. Curtis Ledbetter (2005).....	288
3. Francis Collins (1997).....	284
4. Joe Simokaitis (2005).....	277
5. Jed Morris (2002).....	272
6. Jeff Leise (2003).....	271
7. Adam Stern (2001).....	267
8. Jed Dalton (1995).....	264
9. Burt Beattie (1985).....	261
10. Ken Ramos (1988).....	258

## RUNS SCORED

1. Ken Ramos (1988).....	100
2. Larry Mims (1985).....	99
3. Paul Meyers (1985).....	86
4. Jeff Carter (1985).....	85
5. Darin Erstad (1995).....	84
6. Francis Collins (1997).....	83
7. Alex Gordon (2005).....	79
8. Todd Sears (1997).....	78
9. Dan Johnson (2001).....	77
Ken Harvey (1999) .....	77

## HITS

1. Jeff Leise (2002).....	109
Francis Collins (1997).....	109
3. Ken Harvey (1999) .....	107
4. Jed Morris (2002).....	104
5. Darin Erstad (1995).....	103
6. John Cole (2001) .....	100
Paul Meyers (1985) .....	100
8. Todd Sears (1997).....	98
9. Ken Ramos (1988).....	96
10. Alex Gordon (2005) .....	94

## SINGLES

1. Francis Collins (1997).....	86
2. Francis Collins (1996).....	79
3. Jeff Leise (2002).....	78
4. Joe Simokaitis (2005).....	75
5. Michael Pritchard (2012).....	72
6. Pat Kelly (2013).....	70
John Cole (2001) .....	70
8. Chad Christensen (2013) .....	69
Larry Mims (1985).....	69
10. Ken Harvey (1999) .....	68

## DOUBLES

1. Cody Asche (2011) .....	27
2. Jed Morris (2002).....	26
Mike Duncan (1985).....	26
4. Derek Dufart (1994) .....	24
Burt Beattie (1986).....	24
6. Justin Cowan (2000) .....	23
7. Ryan Wehrle (2006) .....	22
Daniel Bruce (2005) .....	22
Alex Gordon (2005) .....	22
Gabe Garcia (1997).....	22
Alvie Shepherd (1995) .....	22
Jed Dalton (1995).....	22
Dan Boever (1983).....	22

## TRIPLES

1. Shawn Buchanan (1990) .....	9
2. Jeff Leise (2002).....	8
Dan Boever (1983).....	8
Roger Hill (1981).....	8
5. Jeff Leise (2003).....	7
Will Bolt (1999) .....	7
Matt Meyer (1996) .....	7
Darin Erstad (1995).....	7
Shawn Buchanan (1991) .....	7
Ken Sirak (1988).....	7
Larry Mims (1986) .....	7
Harold Bright (1982) .....	7
Pete O'Brien (1979) .....	7
Bob Gebler (1978).....	7
Steve Oakley (1978).....	7

## HOME RUNS

1. Dan Johnson (2001).....	25
2. Jed Morris (2002).....	23
Ken Harvey (1999) .....	23
4. Matt Hopper (2003).....	22
5. Matt Hopper (2000).....	21
Dan Johnson (2000).....	21
Bobby Benjamin (1988) .....	21
8. Steve Stanicek (1982) .....	20
9. Alex Gordon (2005) .....	19
Darin Erstad (1995).....	19

# INDIVIDUAL SEASON RECORDS: HITTING

## RUNS BATTED IN

1.	Jed Morris (2002)	90
	Mike Duncan (1985)	90
3.	Dan Johnson (2001)	86
	Ken Harvey (1999)	86
	Paul Meyers (1985)	86
6.	Matt Hopper (2001)	85
7.	Todd Sears (1997)	79
	Marc Sagmoen (1993)	79
9.	Bobby Benjamin (1988)	78
10.	Darin Erstad (1995)	76

## EXTRA-BASE HITS

1.	Jed Morris (2002)	50
2.	Darin Erstad (1995)	46
3.	Alex Gordon (2005)	45
4.	Steve Stanicek (1982)	44
5.	Mike Duncan (1985)	43
6.	Marc Sagmoen (1993)	42
	Dan Boever (1983)	42
8.	Alex Gordon (2004)	41
9.	Cody Asche (2011)	40
10.	Dan Johnson (2001)	39
	Ken Harvey (1999)	39
	Joe Federico (1988)	39

## TOTAL BASES

1.	Jed Morris (2002)	201
2.	Darin Erstad (1995)	194
3.	Ken Harvey (1999)	193
4.	Alex Gordon (2005)	181
5.	Paul Meyers (1985)	178
6.	Marc Sagmoen (1993)	176
7.	Dan Johnson (2001)	173
	Todd Sears (1997)	173
9.	Jeff Leise (2002)	172
	Steve Stanicek (1982)	172

## SACRIFICE FLIES

1.	Jed Morris (2002)	12
2.	Angelo Altavilla (2017)	8
	Bill Vosik (1990)	8
	Ken Ramos (1988)	8
	Burt Beattie (1985)	8
6.	Pat Kelly (2014)	7
	John Grose (2002)	7
	Justin Cowan (2000)	7
	Brandt Vlieger (1999)	7
	Brian McArn (1990)	7
	Mike Duncan (1985)	7
	Joe Scherger (1980)	7

## STOLEN BASES

1.	Scott Hooper (1984)	60
2.	Ken Ramos (1989)	46
3.	Jeff Carter (1984)	43
4.	Eddie Anderson (1990)	41
	Jeff Carter (1985)	41
6.	Larry Mims (1986)	37
7.	Chris Chavez (1981)	36
8.	Jamal Strong (2000)	35
9.	Jamal Strong (1999)	34
	Ken Ramos (1988)	34

## BASES ON BALLS

1.	Bobby Benjamin (1988)	91
2.	Jeff Carter (1985)	81
3.	Larry Mims (1985)	72
4.	Ken Ramos (1988)	68
5.	Bobby Benjamin (1990)	66
	Bobby Benjamin (1989)	66
7.	Val Primante (1979)	65
8.	Alex Gordon (2005)	63
	Dan Johnson (2001)	63
10.	Todd Sears (1997)	62

## STRIKEOUTS

1.	Bobby Benjamin (1988)	70
2.	Matt McKay (1993)	69
3.	Cam Chick (2022)	67
4.	Bobby Benjamin (1989)	66
5.	Matt McKay (1994)	64
6.	Jaxon Hallmark (2018)	57
	Joe Federico (1987)	57
8.	Brice Matthews (2022)	56
	Matt Hopper (2002)	56
	Andy Sawyers (1997)	56
	Rich King (1986)	56

## HIT BY PITCHES

1.	Daniel Bruce (2002)	28
2.	Corey Miller (1996)	24
3.	Kash Kalkowski (2013)	21
	Dave Crain (1995)	21
	Derek Dukart (1994)	21
6.	Bryan Peters (2011)	18
	Bryan Peters (2010)	18
	DJ Belfonte (2007)	18
	Brandt Vlieger (2000)	18
10.	Jake Mullinax (2003)	17

## GAMES PLAYED

1.	Alex Gordon (2005)	72
2.	Curtis Ledbetter (2005)	71
	Ken Ramos (1988)	71
	Bobby Benjamin (1988)	71
5.	Daniel Bruce (2005)	69
	Joe Simokaitis (2005)	69
	Larry Mims (1985)	69
	Burt Beattie (1985)	69
	Jeff Carter (1985)	69
10.	Jed Morris (2002)	68
	Kevin Jordan (1990)	68
	Bobby Benjamin (1990)	68
	Shawn Buchanan (1990)	68
	Rich King (1985)	68

# INDIVIDUAL SEASON RECORDS: PITCHING

## EARNED RUN AVERAGE (MIN. 40 IP)

1.	Bill McGuire (1984)	1.29
2.	Jake Meyers (2016)	1.42
3.	Zach Hirsch (2014)	1.72
4.	Kirk Eymann (1977)	1.75
5.	Al Furby (1967)	1.77
6.	Kyle Kubat (2013)	1.81
7.	Dylan Vogt (2012)	1.84
8.	Reece Eddins (2016)	1.85
9.	Roger Webb (1984)	1.88
10.	Brett Jensen (2005)	1.96

## STARTS

1.	Joba Chamberlain (2005)	18
	Shane Komine (2001)	18
3.	Shane Komine (2000)	17
	Scott Fries (1999)	17
	Tom Bergan (1994)	17
	Pat Leinen (1988)	17
7.	Chance Sinclair (2014)	16
	Johnny Dorn (2007)	16
	Zach Kroenke (2005)	16
	Aaron Marsden (2003)	16
	Jamie Rodrigue (2002)	16

## APPEARANCES

1.	Mike Bellows (1994)	36
2.	Dave Matranga (1991)	35
3.	Dave Matranga (1990)	34
4.	Brett Jensen (2005)	33
5.	Spencer Van Linge (1997)	32
6.	Jeff Chesnut (2015)	31
	Zach Hirsch (2014)	31
	McGraw Milhaven (1988)	31
9.	Jeff Chesnut (2016)	30
	Dylan Vogt (2013)	30
	Gary Nolting (1978)	30

## WINS

1.	Shane Komine (2001)	14
2.	Troy Brohawn (1993)	13
3.	Johnny Dorn (2005)	12
4.	Shane Komine (2000)	11
5.	Johnny Dorn (2007)	10
	Tony Watson (2006)	10
	Joba Chamberlain (2005)	10
	Quinton Robertson (2003)	10
	Shane Komine (2002)	10
	Dave Matranga (1990)	10
	Pat Leinen (1988)	10
	Phil Harrison (1984)	10

## LOSSES

1.	Shay Schanaman (2022)	8
	Pat Driscoll (1997)	8
3.	Luis Alvarado (2018)	7
	Chance Sinclair (2015)	7
	Charlie Shirek (2007)	7
	Scott Fries (1999)	7
	Tom Bergan (1994)	7
	Dale Kistaitis (1989)	7
	Dave Buehrer (1974)	7
10.	Number players tied	6

## SAVES

1.	Brett Jensen (2005)	16
2.	Josh Roeder (2015)	15
3.	Colby Gomes (2019)	13
	Jake Hohensee (2018)	13
	Chad Luensmann (2016)	13
	Brett Jensen (2006)	13
7.	Josh Roeder (2014)	12
8.	Thom Ott (2001)	11
9.	Spencer Schwellenbach (2021)	10
	Luis Alvarado (2017)	10
	Mike Bellows (1994)	10

## INNINGS PITCHED

1.	Shane Komine (2001)	131.2
2.	Shane Komine (2000)	124.2
3.	Joba Chamberlain (2005)	118.2
4.	Aaron Marsden (2003)	115.0
5.	Troy Brohawn (1993)	111.0
6.	Steve Fish (1997)	108.0
7.	Johnny Dorn (2008)	106.1
8.	Johnny Dorn (2005)	104.0
	Zach Kroenke (2004)	104.0
10.	Roger Webb (1985)	103.2

## SHUTOUTS

1.	Jamie Rodrigue (2000)	4
2.	Gary Neibauer (1966)	3
	Stan Bahnsen (1965)	3
4.	Tom Lemke (2010)	2
	Aaron Marsden (2002)	2
	Jamie Rodrigue (2002)	2
	Shane Komine (2000)	2
	Phil Harrison (1984)	2
9.	Numerous players tied	1

## WINNING PCT. (MIN. 5 WINS)

1.	Troy Brohawn (1993)	1.000 (13-0)
	Shane Komine (2002)	1.000 (10-0)
	Brian Duensing (2005)	1.000 (8-0)
	Roger Webb (1984)	1.000 (6-0)
	Steve McManaman (1977)	1.000 (6-0)
	Koty Frank (2022)	1.000 (5-0)
	Kyle Kubat (2013)	1.000 (5-0)
	Brett Jensen (2006)	1.000 (5-0)
	Steve Hale (2001)	1.000 (5-0)
	John Izumi (1992)	1.000 (5-0)
	Paul Henry (1988)	1.000 (5-0)
	Tom Holmes (1982)	1.000 (5-0)
	Chris Knust (1982)	1.000 (5-0)

## COMPLETE GAMES

1.	Troy Brohawn (1993)	9
2.	Steve Fish (1997)	8
	Cliff Faust (1980)	8
	Tim Burke (1980)	8
5.	Shane Komine (2001)	7
	Pat Leinen (1989)	7
	Steve Gehrke (1981)	7
	Kirk Eymann (1977)	7
9.	Shane Komine (2000)	6
	Phil Harrison (1986)	6
	Roger Webb (1985)	6
	Todd Oakes (1982)	6
	Steve Gehrke (1980)	6
	Jeff Costello (1978)	6

# INDIVIDUAL SEASON RECORDS: PITCHING/FIELDING

## STRIKEOUTS

1.	Shane Komine (2000)	159
2.	Shane Komine (2001)	157
3.	Joba Chamberlain (2005)	130
4.	Troy Brohawn (1993)	123
5.	Shane Komine (2002)	115
6.	Aaron Marsden (2003)	113
7.	Johnny Dorn (2008)	102
	Joba Chamberlain (2006)	102
9.	Phil Harrison (1986)	98
10.	Mike Zajeski (1992)	95

## WALKS

1.	Mark Davis (1985)	74
2.	Phil Harrison (1986)	72
3.	Cody Winget (1994)	66
4.	Phil Harrison (1984)	64
	Bob Sebra (1981)	64
6.	Jeff Mays (1985)	59
7.	Phil Goguen (1987)	58
8.	Troy Brohawn (1993)	56
	John Lepley (1985)	56
10.	Doug Tegtmeier (1989)	53

## WILD PITCHES

1.	Phil Goguen (1987)	18
	John Kohli (1987)	18
3.	Cody Winget (1994)	17
4.	Alvie Shepherd (1995)	14
	John Lepley (1988)	14
6.	Jeff Strasser (1994)	13
7.	Jusin Gomes (1995)	12
	Alvie Shepherd (1993)	12
	Doug Tegtmeier (1988)	12
10.	Zach Kroenke (2004)	11
	Shane Komine (2001)	11
	Jeff Nollette (1993)	11
	Josh Bullock (1991)	11
	Armando Garza (1990)	11

## HIT BATTERS

1.	Johnny Dorn (2008)	17
2.	Aaron Marsden (2002)	16
3.	Mike Neseeth (2009)	14
	Johnny Dorn (2007)	14
5.	Luis Alvarado (2018)	13
	Jonas Armenta (1996)	13
	Alvie Shepherd (1993)	13
8.	Steve Fish (1996)	12
9.	Brandon Pierce (2011)	11
	Tony Watson (2006)	11
	Zach Kroenke (2005)	11
	Jonas Armenta (1995)	11

## PUTOUTS

1.	Curtis Ledbetter (2005)	655
2.	Todd Sears (1997)	551
3.	Bobby Benjamin (1990)	549
4.	Brandon Buckman (2006)	533
5.	Mike Duncan (1984)	526
6.	Matt Hopper (2002)	507
7.	Kash Kalkowski (2013)	494
8.	Matt Hopper (2003)	488
9.	Kurt Farmer (2011)	481
10.	Pete O'Brien (1979)	475

## ASSISTS

1.	Joe Simokaitis (2005)	222
2.	Jake Schleppebach (2016)	198
3.	Steven Reveles (2016)	194
	Joe Simokaitis (2003)	194
5.	Jake Schleppebach (2017)	192
6.	Pat Kelly (2014)	189
7.	Bryan Schmidt (1997)	185
8.	Darin Petersen (1994)	183
9.	Ken Sirak (1988)	181
10.	Pat Kelly (2013)	175
	Chad Christensen (2011)	175

## ERRORS

1.	Larry Mims (1985)	38
2.	Burt Beattie (1985)	32
3.	Jeff Carter (1984)	31
4.	Curtiss Helfin (1986)	29
5.	Ken Sirak (1988)	25
6.	Ben Amaya (1983)	24
	John Russo (1978)	24
8.	Tim Seaton (1992)	23
	Darin Petersen (1992)	23
	Dan Boever (1982)	23

## FIELDING PCT. (MIN. 100 CHANCES)

1.	Alex Henwood (2018)	1.000
	Jake Meyers (2016)	1.000
	Taylor Fish (2014)	1.000
	Chad Christensen (2013)	1.000
	Rich Sanguinetti (2013)	1.000
	Adam Bailey (2010)	1.000
	Tyler Farst (2008)	1.000
	Brandon Buckman (2005)	1.000
	Bubbs Merrill (2003)	1.000
	Adam Shabala (2000)	1.000
	Jed Dalton (1993)	1.000
	Marc Sagmoen (1993)	1.000
	Jed Dalton (1993)	1.000
	Eddie Anderson (1990)	1.000
	Scott Hooper (1983)	1.000
	Stan Haas (1980)	1.000
	Arnold Placke (1969)	1.000

# INDIVIDUAL CAREER RECORDS: HITTING

## BATTING AVERAGE

1.	Marc Sagmoen (1992-93)	.451
2.	Ken Harvey (1997-99)	.426
3.	Don Brown (1954-56)	.409
4.	Francis Collins (1996-97)	.401
5.	Todd Sears (1995-97)	.387
6.	John Cole (1999-01)	.380
7.	Ken Ramos (1987-89)	.370
8.	Brian McArn (1990-91)	.369
9.	Jed Morris (2001-02)	.367
10.	Dan Johnson (2000-01)	.364
11.	Bill Vosik (1990-91)	.363
12.	Mate Borgogno (1988)	.360
13.	Steve Stanicek (1980-82)	.359
	Bob Munson (1970-73)	.359
15.	Dan Boever (1982-83)	.358
16.	Mark Kister (1985-87)	.357
17.	Darin Erstad (1993-95)	.356
18.	Adam Shabala (1999-00)	.355
19.	Alex Gordon (2003-05)	.353
20.	Michael Pritchard (2001-14)	.351
	Richard Stock (2012)	.351
	Matt Meyer (1995-96)	.351

## HITS

1.	Matt Hopper (2000-03)	338
2.	Jeff Leise (2000-03)	305
3.	Will Bolt (1999-02)	281
4.	Darin Erstad (1993-95)	261
5.	Scott Schreiber (2015-18)	259
6.	Michael Pritchard (2011-14)	251
7.	Paul Meyers (1984-86)	250
8.	Joe Simokaitis (2002-05)	249
9.	Jed Dalton (1992-95)	248
10.	Chad Christensen (2010-13)	247
11.	Darin Petersen (1992-95)	246
12.	Mark Kister (1985-87)	242
13.	Ben Miller (2014-17)	241
14.	Alex Gordon (2003-05)	240
15.	DJ Belfonte (2007-10)	238
16.	Todd Sears (1995-97)	234
17.	Daniel Bruce (2002-05)	231
18.	Ken Ramos (1987-89)	229
19.	Jake Opitz (2005-08)	227
20.	Austin Darby (2012-15)	226
21.	Ryan Boldt (2014-16)	223
	Curtis Ledbetter (2003-05)	223
23.	John Cole (1999-01)	222
24.	Pat Kelly (2012-14)	212
25.	Ken Harvey (1997-99)	203
26.	Francis Collins (1995-97)	201

## SLUGGING PERCENTAGE

1.	Dan Johnson (2000-01)	.791
2.	Marc Sagmoen (1992-93)	.782
3.	Ken Harvey (1997-99)	.736
4.	Steve Stanicek (1980-82)	.715
5.	Dan Boever (1982-83)	.688
6.	Jed Morris (2001-02)	.674
7.	Alex Gordon (2003-05)	.657
8.	Jeff Hedman (1998-99)	.655
9.	Joe Federico (1987-88)	.649
10.	Mike Duncan (1984-85)	.648

## AT-BATS

1.	Matt Hopper (2000-03)	966
2.	Will Bolt (1999-02)	922
3.	Jeff Leise (2000-03)	881
4.	Joe Simokaitis (2002-05)	871
5.	Darin Petersen (1992-95)	836
6.	DJ Belfonte (2007-10)	799
7.	Ben Miller (2014-17)	794
8.	Scott Schreiber (2015-18)	788
	Chad Christensen (2010-13)	788
10.	Daniel Bruce (2002-05)	787

## DOUBLES

1.	Will Bolt (1999-02)	56
2.	Daniel Bruce (2002-05)	55
	Matt Hopper (2000-03)	55
4.	Alex Gordon (2003-05)	53
5.	Curtis Ledbetter (2003-05)	47
	Jed Dalton (1992-95)	47
7.	Cody Asche (2009-11)	46
	Todd Sears (1995-97)	46
	Darin Erstad (1993-95)	46
10.	Michael Pritchard (2011-14)	45
	Paul Meyers (1984-86)	45

## TRIPLES

1.	Shawn Buchanan (1988-01)	21
2.	Jeff Leise (2000-03)	20
3.	Joe Scherger (1977-80)	18
4.	Ken Ramos (1989-90)	16
	Ken Sirak (1987-89)	16
	Steve Stanicek (1980-82)	16
7.	Roger Hill (1981-82)	14
8.	Will Bolt (1999-02)	13
	Matt Meyer (1995-96)	13
10.	Alex Gordon (2003-05)	11

## HOME RUNS

1.	Matt Hopper (2000-03)	64
2.	Bobby Benjamin (1988-90)	48
3.	Dan Johnson (2000-01)	46
4.	Scott Schreiber (2015-18)	44
	Alex Gordon (2003-05)	44
6.	Steve Stanicek (1980-82)	42
7.	Darin Erstad (1993-95)	41
8.	Paul Meyers (1984-86)	36
9.	Ken Harvey (1997-99)	35
10.	Curtis Ledbetter (2003-05)	34
	Rich King (1983-86)	34

## TOTAL BASES

1.	Matt Hopper (2000-03)	591
2.	Jeff Leise (2000-03)	463
3.	Alex Gordon (2003-05)	447
4.	Darin Erstad (1993-95)	446
5.	Scott Schreiber (2015-18)	441
6.	Paul Meyers (1984-86)	421
7.	Steve Stanicek (1980-82)	405
8.	Will Bolt (1999-02)	396
9.	Todd Sears (1995-97)	391
10.	Curtis Ledbetter (2003-05)	378

# INDIVIDUAL CAREER RECORDS: HITTING

## RUNS SCORED

1.	Matt Hopper (2000-03)	246
2.	Jeff Leise (2000-03)	210
3.	Ken Ramos (1987-89)	204
4.	Joe Scherger (1977-80)	198
5.	Will Bolt (1999-02)	197
6.	Jed Dalton (1992-95)	190
7.	Todd Sears (1995-97)	189
8.	Alex Gordon (2003-05)	188
	Darin Erstad (1993-95)	188
	Bobby Benjamin (1988-90)	188
	Paul Meyers (1984-86)	188

## RUNS BATTED IN

1.	Matt Hopper (2000-03)	271
2.	Paul Meyers (1984-86)	209
3.	Todd Sears (1995-97)	191
4.	Alex Gordon (2003-05)	189
	Bobby Benjamin (1988-90)	189
6.	Darin Erstad (1993-95)	182
7.	Steve Stanicek (1980-82)	173
	Joe Scherger (1977-80)	173
9.	Scott Schreiber (2015-18)	172
10.	Curtis Ledbetter (2003-05)	165

## STOLEN BASES

1.	Jeff Carter (1982-85)	103
2.	Scott Hooper (1981-84)	90
3.	Ken Ramos (1987-89)	89
4.	Jamal Strong (1999-00)	69
5.	Jed Dalton (1992-95)	67
6.	Jeff Leise (2000-03)	63
7.	Larry Mims (1985-86)	61
	Bob Cerv (1947-50)	61
9.	Paul Meyers (1984-86)	60
10.	John Cole (1999-01)	59

## BASES ON BALLS

1.	Bobby Benjamin (1988-90)	223
2.	Jeff Carter (1982-85)	165
3.	Matt Hopper (2000-03)	159
4.	Ken Ramos (1987-89)	150
5.	Todd Sears (1995-97)	143
6.	Kurt Eubanks (1981-85)	142
7.	Alex Gordon (2003-05)	139
8.	Joe Scherger (1977-80)	137
9.	Bill McGuire (1983-85)	120
10.	Rich King (1983-86)	115
	Steve Stanicek (1980-82)	115

## HIT BY PITCHES

1.	Daniel Bruce (2002-05)	67
2.	DJ Belfonte (2007-10)	59
3.	Kash Kalkowski (2009-13)	47
	Bryan Peters (2010-13)	47
5.	Kale Kiser (2009-12)	46
6.	Alex Gordon (2003-05)	37
	Nick Sullivan (2006-09)	37
8.	Jake Mort (2006-09)	36
9.	Dave Crain (1994-95)	34
10.	Jed Dalton (1992-95)	31

## SACRIFICE FLIES

1.	Angelo Altavilla (2016-19)	16
	Matt Hopper (2000-03)	16
3.	Jake Opitz (2005-08)	14
	Jed Morris (2001-02)	14
	Jed Dalton (1992-95)	14
6.	DJ Belfonte (2007-10)	13
	Will Bolt (1999-02)	13
8.	John Grose (2002-04)	12
	John Cole (1999-01)	12
	Steve Stanicek (1980-82)	12
	Joe Scherger (1977-80)	12

## GAMES PLAYED

1.	Matt Hopper (2000-03)	254
2.	Will Bolt (1999-02)	251
3.	Daniel Bruce (2002-05)	245
4.	Joe Simokaitis (2002-05)	238
5.	Darin Petersen (1992-95)	229
6.	Kurt Eubanks (1981-85)	227
7.	Jake Opitz (2005-08)	225
8.	Jeff Leise (2000-03)	222
9.	DJ Belfonte (2007-10)	220
10.	Bruce Wobken (1986-89)	218

# INDIVIDUAL CAREER RECORDS: PITCHING

## STARTS

1.	Shane Komine (1999-02)	59
2.	Johnny Dorn (2005-08)	58
3.	Jamie Rodrigue (2000-03)	53
4.	Mike Zajeski (1988-92)	47
5.	Matt Waldron (2016-19)	43
	Kyle Kubat (2012-15)	43
7.	Zach Kroenke (2003-05)	41
	Josh Bullock (1990-92)	41
	John Lepley (1985-89)	41
10.	Derek Burkamper (2014-17)	40

## APPEARANCES

1.	Jeff Chesnut (2013-16)	92
2.	Steve Hale (1999-03)	87
3.	Casey Hauptman (2008-11)	82
4.	Brett Jensen (2004-06)	80
5.	Dylan Vogt (2010-13)	79
6.	Erik Bird (2006-09)	78
	Jeff Anderson (1981-84)	78
8.	Zach Herr (2006-08)	74
9.	Jonas Armenta (1994-97)	73
10.	Jarod Bearinger (1996-99)	70
	John Lepley (1985-88)	70

## WINS

1.	Shane Komine (1999-02)	41
2.	Johnny Dorn (2005-08)	37
3.	Jeff Anderson (1981-84)	30
4.	Mike Zajeski (1988-92)	24
5.	Jamie Rodrigue (2000-03)	23
6.	Tony Watson (2005-07)	22
	Cliff Faust (1977-80)	22
8.	Matt Waldron (2016-19)	21
	R.D. Spiehs (1999-01)	21
10.	Zach Kroenke (2003-05)	20
	Jim Sandstedt (1946-49)	20

## LOSSES

1.	Dan Buehrer (1973-76)	17
2.	Matt Waldron (2016-19)	16
3.	Alvie Shepherd (1993-95)	15
	Josh Bullock (1990-92)	15
	Kirk Eymann (1974-77)	15
6.	Shay Schanaman (2019-22)	14
	Casey Hauptman (2008-11)	14
	Glen Gilmore (1968-72)	14
9.	Derek Burkamper (2014-17)	13
	Pat Driscoll (1996-97)	13
	Tom Bergan (1993-94)	13

## SAVES

1.	Josh Roeder (2013-15)	33
2.	Brett Jensen (2004-06)	31
3.	Chad Luensmann (2016-19)	21
4.	Thom Ott (2000-01)	17
5.	Steve Boyd (1992-93)	14
6.	Colby Gomes (2019-22)	13
	Jake Hohensee (2014-18)	13
	Casey Hauptman (2008-11)	13
9.	Dylan Vogt (2010-13)	11
	Dave Matranga (1999-91)	11
	Gary Nolting (1977-79)	11

## INNINGS PITCHED

1.	Shane Komine (1999-02)	431.0
2.	Johnny Dorn (2005-08)	386.2
3.	Matt Waldron (2016-19)	300.1
4.	Jamie Rodrigue (2000-03)	296.2
5.	Jeff Anderson (1981-84)	292.2
6.	Josh Bullock (1990-92)	280.0
7.	Mike Zajeski (1988-92)	271.0
8.	John Lepley (1985-88)	264.1
9.	Zach Kroenke (2003-05)	260.2
10.	Jim Sandstedt (1946-49)	254.0

## SHUTOUTS

1.	Jamie Rodrigue (2000-03)	6
2.	Shane Komine (1999-02)	4
	Ryan Kurosaki (1971-73)	4
4.	Kirk Eymann (1974-77)	3
	Al Furby (1967-69)	3
	Gary Neibauer (1965-66)	3
	Stan Bahnsen (1965)	3
	Fran Hoffmaier (1952-55)	3
9.	Tom Lemke (2010-12)	2
	Brian Duensing (2002-05)	2
	Zach Kroenke (2003-05)	2
	Aaron Marsden (2002-03)	2
	Chad Wiles (1997-00)	2
	Mike Zajeski (1988-92)	2
	Mike Dobbs (1983-86)	2
	Phil Harrison (1984-86)	2
	Richard Geier (1954-56)	2

## COMPLETE GAMES

1.	Shane Komine (1999-02)	18
2.	Jeff Anderson (1981-84)	16
	Tim Burke (1978-80)	16
	Cliff Faust (1977-80)	16
	Jeff Costello (1976-79)	16
6.	Ryan Kurosaki (1971-73)	14
	Jim Sandstedt (1946-49)	14
8.	Steve Gehrke (1980-83)	13
9.	Mike Zajeski (1988-92)	12
	Pat Leinen (1987-89)	12
	Kirk Eymann (1974-77)	12
	Al Furby (1967-69)	12

## STRIKEOUTS

1.	Shane Komine (1999-02)	510
2.	Johnny Dorn (2005-08)	298
3.	Mike Zajeski (1988-92)	289
4.	Matt Waldron (2016-19)	253
5.	John Lepley (1985-88)	233
6.	Joba Chamberlain (2005-06)	232
7.	Josh Bullock (1990-92)	225
8.	Bob Sebra (1981-83)	212
9.	Jamie Rodrigue (2000-03)	200
10.	Zach Kroenke (2003-05)	196

# INDIVIDUAL CAREER RECORDS: PITCHING/FIELDING

## BASES ON BALLS

1.	Mike Zajeski (1988-92)	180
2.	John Lepley (1985-88)	157
3.	Bob Sebra (1981-83)	145
4.	Phil Harrison (1984-86)	136
5.	Shane Komine (1999-02)	134
6.	Josh Bullock (1990-92)	132
7.	Doug Tegtmeier (1988-90)	130
8.	Jonas Armenta (1994-97)	121
9.	Johnny Dorn (2005-08)	114
10.	Phil Goguen (1986-88)	109

## WILD PITCHES

1.	Shane Komine (1999-02)	32
	Alvie Shepherd (1993-95)	32
3.	John Lepley (1985-88)	29
4.	Mike Zajeski (1988-92)	27
5.	Jeff Kohli (1987-88)	26
6.	Zach Kroenke (2003-05)	25
7.	Steve Hale (2000-03)	24
	Doug Tegtmeier (1988-90)	24
9.	Nate Fisher (2015-19)	23
	Cody Winget (1994-95)	23
	Josh Bullock (1990-92)	23

## PUTOUTS

1.	Todd Sears (1995-97)	1,375
2.	Curtis Ledbetter (2003-05)	1,216
3.	Matt Hopper (2000-03)	1,113
4.	Steve Stanicek (1980-82)	1,006
5.	Scott Schreiber (2015-18)	986
6.	Mike Duncan (1984-85)	958
7.	Dan Johnson (2000-01)	820
	Bill McGuire (1983-85)	820
9.	Jeff Christy (2005-06)	802
10.	Mark Kister (1985-87)	801

## ASSISTS

1.	Joe Simokaitis (2002-05)	694
2.	Will Bolt (1999-02)	639
3.	Darin Petersen (1992-95)	604
4.	Jake Opitz (2005-08)	569
5.	Jake Schleppenbach (2015-17)	560
6.	Bruce Wobken (1986-89)	548
7.	Ken Sirak (1987-89)	501
8.	Pat Kelly (2012-14)	468
9.	Kurt Eubanks (1981-85)	450
10.	Bryan Peters (2010-13)	440

## FIELDING PERCENTAGE (MIN. 150 CHANCES)

1.	Alex Henwood (2016-19)	.996
	Jake Meyers (2015-17)	.996
	Rich Sanguinetti (2012-13)	.996
4.	Richard Stock (2012)	.995
	Cade Thompson (2009-10)	.995
	Tito Rivera (2001)	.995
7.	Gunner Hellstrom (2018-19)	.994
	Austin Christensen (2012-15)	.994
	Brandon Buckman (2005-06)	.994
	Jeff Taylor (1986-88)	.994



# YEARLY STATISTICAL LEADERS

## BATTING AVERAGE

1967	Alex Walter	.....301
1968	Steve Johnson	.....312
1969	Tom Tidball	.....303
1970	Adrian Fiala	.....325
1971	Pat Elgert	.....327
1972	Bob Munson	.....417
1973	Bob Munson	.....419
1974	Paul Haas	.....325
1975	Bryant Akisada	.....386
1976	Bobby Thomas	.....288
1977	Joe Scherger	.....364
1978	Pete O'Brien	.....333
1979	Jeff Hunter	.....339
1980	Steve Oakley	.....360
1981	Mark Prior	.....366
1982	Steve Stanicek	.....449
1983	Dan Boever	.....381
1984	Bill McGuire	.....316
1985	Paul Meyers	.....397
1986	Paul Meyers	.....347
1987	Ken Ramos	.....386
1988	Ken Ramos	.....372
1989	Ken Ramos	.....355
1990	Brian McArn	.....354
1991	Brian McArn	.....393
1992	Marc Sagmoen	.....446
1993	Marc Sagmoen	.....454
1994	Derek Dukart	.....361
1995	Darin Erstad	.....410
1996	Francis Collins	.....424
1997	Todd Sears	.....421
1998	Ken Harvey	.....373
1999	Ken Harvey	.....478
2000	Justin Cowan	.....371
2001	John Cole	.....418
2002	Jed Morris	.....382
2003	Matt Hopper	.....382
2004	Alex Gordon	.....365
2005	Alex Gordon	.....372
2006	Ryan Wehrle	.....365
2007	Jeff Tezak	.....335
2008	Jake Opitz	.....339
2009	Tyler Farst	.....333
2010	DJ Belfonte	.....376
2011	Cody Asche	.....327
2012	Michael Pritchard	.....387
2013	Chad Christensen	.....364
2014	Blake Headley	.....323
2015	Ryan Boldt	.....344
2016	Jake Meyers	.....326
2017	Scott Schreiber	.....330
2018	Jesse Wilkening	.....372
2019	Aaron Palensky	.....320
2020	Luke Boynton	.....423
2021	Jaxon Hallmark	.....342
2022	Garrett Anglim	.....303

## HITS

1968	Tom Tidball	.....25
1969	Tom Tidball	.....20
1970	Adrian Fiala	.....25
	Steve Achelpohl	.....25
	Dennis Jorgensen	.....25
	Bob Griego	.....25
1971	Pat Elgert	.....32
1972	Bob Munson	.....40
1973	Bob Munson	.....39
1974	Norm Glismann	.....36
1975	Bryant Akisada	.....32
	Norm Glismann	.....32

1976	Norm Glismann	.....26
1977	Joe Scherger	.....43
1978	John Russo	.....55
	Joe Scherger	.....55
1979	Bob Gebler	.....70
1980	Greg Schafer	.....59
1981	Mark Prior	.....73
1982	Steve Stanicek	.....83
1983	Dan Boever	.....77
1984	Jeff Carter	.....65
	Paul Meyers	.....65
1985	Paul Meyers	.....100
1986	Paul Meyers	.....85
1987	Mark Kister	.....76
1988	Ken Ramos	.....96
1989	Ken Ramos	.....72
1990	Kevin Jordan	.....87
1991	Bill Vosik	.....83
1992	Dale Haggy	.....71
1993	Marc Sagmoen	.....93
1994	Derek Dukart	.....82
1995	Darin Erstad	.....103
1996	Francis Collins	.....92
1997	Francis Collins	.....109
1998	Bryan Schmidt	.....56
	Ken Harvey	.....56
1999	Ken Harvey	.....107
2000	Justin Cowan	.....89
2001	John Cole	.....100
2002	Jeff Leise	.....109
2003	Matt Hopper	.....89
2004	Alex Gordon	.....77
2005	Alex Gordon	.....94
2006	Ryan Wehrle	.....84
2007	Andrew Brown	.....70
2008	Jake Opitz	.....77
2009	Tyler Farst	.....63
	Adam Bailey	.....63
2010	Adam Bailey	.....82
	DJ Belfonte	.....82
2011	Cody Asche	.....68
2012	Michael Pritchard	.....85
2013	Pat Kelly	.....85
2014	Pat Kelly	.....76
2015	Ryan Boldt	.....75
2016	Ben Miller	.....77
2017	Scott Schreiber	.....77
2018	Scott Schreiber	.....79
2019	Aaron Palensky	.....71
2020	Cam Chick	.....19
2021	Jaxon Hallmark	.....67
2022	Max Anderson	.....67

## DOUBLES

1968	Tom Tidball	.....6
1969	Adrian Fiala	.....4
1970	Bob Griego	.....7
1971	Pat Elgert	.....6
1972	Gene Stohs	.....7
1973	Bob Munson	.....9
1974	James Smith	.....6
	Bill Jadowski	.....6
1975	Steve McManaman	.....9
	Doak Fowler	.....9
1976	Bobby Thomas	.....6
1977	Larry Winum	.....13
1978	Dan Dixon	.....10
1979	Pete O'Brien	.....15
1980	Steve Oakley	.....14
1981	Mark Prior	.....15
1982	Steve Stanicek	.....19
1983	Dan Boever	.....22

1984	Kurt Eubanks	.....12
1985	Mike Duncan	.....26
1986	Burt Beattie	.....24
1987	Mark Kister	.....15
1988	Ken Ramos	.....19
1989	Bruce Wobken	.....14
1990	Kevin Jordan	.....19
1991	Bill Vosik	.....17
1992	Jeff Murphy	.....16
1993	Marc Sagmoen	.....19
1994	Derek Dukart	.....24
1995	Jed Dalton	.....22
	Alvie Shepherd	.....22
1996	Todd Sears	.....18
1997	Gabe Garcia	.....22
1998	Danny Kimura	.....15
1999	Justin Cowan	.....21
2000	Justin Cowan	.....23
2001	Matt Hopper	.....19
2002	Jed Morris	.....26
2003	Alex Gordon	.....13
	Curtis Ledbetter	.....13
2004	Alex Gordon	.....18
2005	Alex Gordon	.....22
	Daniel Bruce	.....22
2006	Ryan Wehrle	.....23
2007	Andrew Brown	.....19
2008	Jake Opitz	.....15
	DJ Belfonte	.....15
2009	Tyler Farst	.....15
	Adam Bailey	.....15
2010	Adam Bailey	.....16
2011	Cody Asche	.....27
2012	Richard Stock	.....20
2013	Kash Kalkowski	.....13
	Michael Pritchard	.....13
2014	Michael Pritchard	.....21
2015	Blake Headley	.....18
2016	Ben Miller	.....16
2017	Scott Schreiber	.....15
2018	Jesse Wilkening	.....14
2019	Aaron Palensky	.....11
	Angelo Altavilla	.....11
2020	Aaron Palensky	.....5
2021	Joe Acker	.....15
2022	Max Anderson	.....12
	Griffin Everitt	.....12

## TRIPLES

1968	Alex Walter	.....2
1969	Gene Stohs	.....2
1970	Bob Munson	.....1
1971	Robert Munson	.....2
	Gene Stohs	.....2
1972	Maury Damkroger	.....2
1973	Richard Anderson	.....1
	Bryant Akisada	.....1
1974	Dick Anderson	.....4
1975	Gary Healey	.....3
	Paul Haas	.....3
1976	Gary Healey	.....3
1977	Jon Henne	.....3
1978	Robert Gebler	.....7
	Steve Oakley	.....7
1979	Pete O'Brien	.....7
1980	Steve Stanicek	.....6
	Joe Scherger	.....6
1981	Roger Hill	.....8
1982	Harold Bright	.....7
1983	Dan Boever	.....8
1984	Jeff Carter	.....6
1985	Paul Meyers	.....6

1986	Larry Mims	.....7
1987	Ken Ramos	.....6
1988	Ken Sirak	.....7
1989	Ken Ramos	.....5
	Doug Twitty	.....5
	Ken Sirak	.....5
1990	Shawn Buchanan	.....9
1991	Shawn Buchanan	.....7
1992	Dale Haggy	.....4
1993	Marc Sagmoen	.....5
1994	Jed Dalton	.....5
1995	Darin Erstad	.....7
1996	Matt Meyer	.....7
1997	Clifton Durham	.....5
1998	Scott Larsen	.....2
	Ken Harvey	.....2
	Danny Kimura	.....2
1999	Will Bolt	.....7
2000	Adam Shabala	.....3
2001	Jeff Leise	.....5
2002	Jeff Leise	.....8
2003	Jeff Leise	.....7
2004	Alex Gordon	.....5
2005	Alex Gordon	.....4
2006	Jake Opitz	.....3
2007	Jake Opitz	.....3
	Jeff Tezak	.....3
2008	Jake Mort	.....3
	DJ Belfonte	.....3
2009	DJ Belfonte	.....3
	Ben Kline	.....3
2010	DJ Belfonte	.....3
2011	Josh Scheffert	.....4
2012	Richard Stock	.....3
2013	Chad Christensen	.....3
	Kash Kalkowski	.....3
2014	Ryan Boldt	.....6
2015	Blake Headley	.....5
2016	Jake Meyers	.....6
2017	Mojo Hagge	.....3
2018	Mojo Hagge	.....3
2019	Mojo Hagge	.....2
	Aaron Palensky	.....2
2020	Cam Chick	.....1
	Jaxon Hallmark	.....1
2021	Jaxon Hallmark	.....3
2022	Garrett Anglim	.....4

## HOME RUNS

1968	Tom Tidball	.....2
1969	Tom Tidball	.....5
1970	Tom Tidball	.....7
1971	Steve Achelpohl	.....3
1972	Sam Sharpe	.....2
	Glen Gilmore	.....2
1973	Rich Sanger	.....4
1974	Doak Fowler	.....4
1975	Bryant Akisada	.....2
	Norm Glismann	.....2
1976	Paul Haas	.....4
1977	Steve McManaman	.....9
1978	Joe Scherger	.....9
1979	Jeff Hunter	.....8
1980	Steve Stanicek	.....12
1981	Steve Stanicek	.....10
1982	Steve Stanicek	.....20
1983	Dan Boever	.....12
1984	Mike Duncan	.....14
1985	Paul Meyers	.....17
1986	Todd Bunge	.....17
1987	Ron Crowe	.....13
1988	Bobby Benjamin	.....21

# YEARLY STATISTICAL LEADERS

1989	Bobby Benjamin	9
1990	Bobby Benjamin	18
1991	Shawn Buchanan	10
1992	Dale Hagy	12
1993	Marc Sagmoen	18
1994	Darin Erstad	12
1995	Darin Erstad	19
1996	Matt Meyer	10
1997	Todd Sears	17
1998	Danny Kimura	8
	Jeff Hedman	8
1999	Ken Harvey	23
2000	Dan Johnson	21
	Matt Hopper	21
2001	Dan Johnson	25
2002	Jed Morris	23
2003	Matt Hopper	22
2004	Alex Gordon	18
2005	Alex Gordon	19
2006	Luke Gorsett	15
2007	Andrew Brown	10
2008	Jake Opitz	11
2009	Adam Bailey	12
2010	Adam Bailey	18
2011	Cody Asche	12
2012	Chad Christensen	10
2013	Kash Kalkowski	3
2014	Pat Kelly	4
2015	Ben Miller	4
	Tanner Lubach	4
2016	Scott Schreiber	16
2017	Scott Schreiber	7
2018	Scott Schreiber	18
2019	Aaron Palensky	7
2020	Cam Chick	4
	Aaron Palensky	4
2021	Jaxon Hallmark	10
2022	Max Anderson	10

## RUNS SCORED

1968	Tom Tidball	10
	Ron Johnette	10
1969	Tom Tidball	15
1970	Bob Griego	16
1971	Steve Achelpohl	18
1972	Gene Stohs	22
1973	Bob Munson	20
1974	James Smith	23
1975	Dick Anderson	22
1976	Paul Haas	17
1977	Steve McManaman	37
1978	John Russo	57
1979	Joe Scherger	64
1980	Joe Scherger	53
1981	Chris Chavez	61
1982	Steve Stanicek	70
1983	Dan Boever	62
1984	Scott Hooper	64
1985	Larry Mims	99
1986	Larry Mims	73
1987	Ron Crowe	59
1988	Ken Ramos	100
1989	Ken Ramos	62
1990	Bobby Benjamin	61
1991	Brian McArn	46
	Shawn Buchanan	46
1992	Dale Hagy	43
1993	Marc Sagmoen	75
1994	Darin Erstad	52
1995	Darin Erstad	84
1996	Matt Meyer	71
1997	Francis Collins	83

1998	Scott Larsen	36
1999	Ken Harvey	77
2000	Justin Cowan	61
2001	Dan Johnson	77
2002	Jed Morris	70
2003	Matt Hopper	74
2004	Alex Gordon	64
2005	Alex Gordon	79
2006	Ryan Wehrle	50
2007	Andrew Brown	47
2008	Jake Opitz	51
2009	Tyler Farst	36
2010	Adam Bailey	57
2011	Cody Asche	46
2012	Michael Pritchard	51
2013	Chad Christensen	45
2014	Ryan Boldt	47
2015	Ryan Boldt	45
2016	Ryan Boldt	48
2017	Jake Meyers	52
2018	Scott Schreiber	62
2019	Aaron Palensky	43
2020	Aaron Palensky	15
2021	Joe Acker	49
2022	Max Anderson	47

## RUNS BATTED IN

1968	Bob Brand	13
1969	Tom Tidball	13
1970	Adrian Fiala	18
1971	Pat Elgert	14
1972	Robert Munson	15
	Sam Sharpe	15
1973	Bob Munson	23
1974	Ron Miltenberger	18
1975	Bryant Akisada	21
1976	Gary Healey	14
1977	Joe Scherger	41
1978	Joe Scherger	52
1979	Pete O'Brien	65
1980	Jeff Hunter	62
1981	Roger Hill	58
1982	Steve Stanicek	70
1983	Dan Boever	72
1984	Mike Duncan	65
1985	Mike Duncan	90
1986	Todd Bunge	69
1987	Mark Kister	61
1988	Bobby Benjamin	78
1989	Doug Twitty	48
1990	Bobby Benjamin	73
1991	Bill Vosik	49
1992	Dale Hagy	51
1993	Marc Sagmoen	79
1994	Derek Dukart	55
1995	Darin Erstad	76
1996	Todd Sears	62
1997	Todd Sears	79
1998	Danny Kimura	41
1999	Ken Harvey	86
2000	Justin Cowan	74
2001	Dan Johnson	86
2002	Jed Morris	90
2003	Matt Hopper	66
2004	Alex Gordon	75
2005	Alex Gordon	66
2006	Brandon Buckman	51
2007	Jake Opitz	48
2008	Jake Opitz	50
2009	Adam Bailey	50
2010	Adam Bailey	69
2011	Cody Asche	56

2012	Chad Christensen	48
2013	Kash Kalkowski	44
2014	Pat Kelly	55
2015	Blake Headley	41
2016	Scott Schreiber	55
2017	Scott Schreiber	51
2018	Jesse Wilkening	56
2019	Angelo Altavilla	40
2020	Aaron Palensky	19
2021	Spencer Schwellenbach	40
2022	Max Anderson	45

## STOLEN BASES

1968	Tom Tidball	13
1969	Tom Tidball	7
1970	Bob Griego	15
1971	Gene Stohs	6
1972	Gene Stohs	12
1973	Bob Munson	5
1974	James Smith	10
1975	Dick Anderson	7
1976	Robby Thomas	15
1977	Joe Scherger	13
1978	John Russo	18
1979	John Russo	25
1980	Greg Schafer	28
1981	Chris Chavez	36
1982	Roger Hill	30
1983	Jeff Carter	18
1984	Scott Hooper	60
1985	Jeff Carter	41
1986	Larry Mims	37
1987	Ken Ramos	9
1988	Ken Ramos	34
1989	Ken Ramos	46
1990	Eddie Anderson	41
1991	Eddie Anderson	16
1992	Marc Sagmoen	13
1993	Marc Sagmoen	26
1994	Jed Dalton	30
1995	Jed Dalton	18
1996	Francis Collins	19
1997	Francis Collins	13
1998	Kevin Harrington	6
1999	Jamal Strong	34
2000	Jamal Strong	35
2001	John Cole	28
2002	Jeff Leise	25
2003	Jeff Leise	20
2004	Jesse Boyer	14
2005	Alex Gordon	23
2006	Bryce Nimmo	16
2007	Bryce Nimmo	13
2008	DJ Belfonte	14
2009	DJ Belfonte	9
2010	DJ Belfonte	13
2011	Bryan Peters	12
2012	Chad Christensen	8
2013	Chad Christensen	8
	Rich Sanguinetti	8
	Ryan Boldt	7
2014	Ryan Boldt	9
2015	Ryan Boldt	20
2016	Ryan Boldt	20
2017	Jake Meyers	20
2018	Jaxon Hallmark	7
2019	Angelo Altavilla	9
2020	Leighton Banjoff	3
2021	Jaxon Hallmark	16
2022	Brice Matthews	12

## PITCHING APPEARANCES

1967	Charlie Green	13
1968	Keith Winter	10
	Mickey Logue	10
1969	Gene Stohs	11
1970	Bruce Cramer	14
1971	Bruce Cramer	15
1972	Bruce Cramer	13
1973	Ryan Wetterberg	12
	Ryan Kurosaki	12
1974	Kirk Eymann	19
1975	Boyd Batenhorst	20
1976	Boyd Batenhorst	12
1977	Jeff Costello	12
1978	Jeff Nolting	30
1979	Jeff Nolting	27
1980	Mike Vojtesak	20
1981	Jeff Anderson	22
1982	Jeff Anderson	23
1983	Ben Amaya	17
1984	Phil Harrison	23
1985	Bill Mulligan	28
1986	Kip Gross	21
1987	Steve Spurgeon	19
1988	McGraw Milhaven	31
1989	Joe Purvine	23
1990	Dave Matranga	34
1991	Dave Matranga	35
1992	Steve Boyd	25
1993	Steve Boyd	28
1994	Mike Bellows	36
1995	Jonas Armenta	25
1996	Spencer Van Linge	23
1997	Spencer Van Linge	32
1998	Tevis Arnold	18
1999	R.D. Spiehs	23
2000	Thom Ott	24
2001	Thom Ott	29
2002	Steve Hale	25
2003	Tim Schoeninger	25
2004	Mike Sillman	24
2005	Brett Jensen	33
2006	Brett Jensen	27
2007	Matt Foust	27
2008	Zach Herr	28
2009	Eric Rose	25
2010	Jordan Roualdes	26
2011	Casey Hauptman	28
2012	Tyler King	27
2013	Dylan Vogt	30
2014	Zach Hirsch	31
2015	Jeff Chesnut	31
2016	Jeff Chesnut	30
2017	Chad Luensmann	27
2018	Mike Waldron	21
2019	Mike Waldron	21
	Robbie Palkert	21
2020	Max Schreiber	6
	Trey Kissack	6
	Shay Shanaman	6
2021	Jake Bunz	20
2022	Tyler Martin	20

## WINS

1967	Al Furby	3
1968	Keith Winter	5
1969	Gene Stohs	3
1970	Bruce Cramer	5
1971	Ryan Kurosaki	4
1972	Ryan Kurosaki	3
	Bruce Cramer	3

# YEARLY STATISTICAL LEADERS

1973	David Buehrer .....	5
	Ryan Kurosaki .....	5
1974	Kirk Eymann .....	4
1975	Steve Nagel .....	3
	Boyd Batenhorst .....	3
1976	Boyd Batenhorst .....	4
1977	Steve McManaman .....	6
1978	Tim Pettit .....	6
	Gary Nolting .....	6
	Jeff Costello .....	6
1979	Tim Burke .....	7
1980	Cliff Faust .....	9
1981	Jeff Anderson .....	8
1982	Todd Oakes .....	8
1983	Todd Oakes .....	8
1984	Phil Harrison .....	10
1985	Jeff Mays .....	9
1986	Phil Harrison .....	8
1987	Phil Goguen .....	7
1988	Pat Leinen .....	10
1989	Pat Leinen .....	7
1990	Dave Matranga .....	10
1991	Dave Matranga .....	8
1992	Josh Bullock .....	8
1993	Troy Brohawn .....	13
1994	Mike Bellows .....	8
1995	Jonas Armenta .....	9
1996	Steve Fish .....	8
1997	Steve Fish .....	9
1998	Jay Sirianni .....	5
1999	Scott Fries .....	8
2000	Shane Komine .....	11
2001	Shane Komine .....	14
2002	Shane Komine .....	10
2003	Quinton Robertson .....	10
2004	Justin Pekarek .....	8
2005	Johnny Dorn .....	12
2006	Tony Watson .....	10
2007	Johnny Dorn .....	10
2008	Thad Weber .....	9
2009	Mike Nesselth .....	5
2010	Michael Mariot .....	6
2011	Tyler Niederklein .....	8
2012	Kyle Kubat .....	5
	Brandon Pierce .....	5
2013	Christian DeLeon .....	7
2014	Chance Sinclair .....	9
2015	Jeff Chesnut .....	6
	Chance Sinclair .....	6
2016	Matt Waldron .....	7
2017	Jake Meyers .....	8
2018	Matt Waldron .....	6
2019	Nate Fisher .....	7
2020	Shay Shanaman .....	2
2021	Cade Povich .....	6
2022	Koty Frank .....	5

## ERA (MIN. 20 INN.)

1967	Bob Stickels .....	1.56
1968	Bill Adams .....	1.80
1969	Paul Marek .....	1.96
1970	Glen Gilmore .....	2.05
1971	Ryan Kurosaki .....	2.57
1972	Ryan Kurosaki .....	2.40
1973	Larry Wetterberg .....	1.82
1974	Dave Buehrer .....	4.07
1975	Steve Nagel .....	3.35
1976	Kirk Eymann .....	2.15
1977	Kirk Eymann .....	1.75
1978	Tim Burke .....	2.23
1979	Cliff Faust .....	1.99
1980	Cliff Faust .....	2.10

1981	Jeff Anderson .....	2.15
1982	Jeff Koenigsman .....	2.39
1983	Ben Amaya .....	1.78
1984	Bill McGuire .....	1.29
1985	Mike Dobbs .....	4.38
1986	Phil Goguen .....	2.76
1987	McGraw Milhaven .....	2.40
1988	McGraw Milhaven .....	3.38
1989	Jerry Madison .....	3.38
1990	Dave Matranga .....	2.16
1991	Dave Matranga .....	3.08
1992	John Izumi .....	2.88
1993	Troy Brohawn .....	3.16
1994	Troy Brohawn .....	3.36
1995	Jonas Armenta .....	3.49
1996	Spencer Van Linge .....	2.67
1997	Brian Zubor .....	4.64
1998	Matt Schuldt .....	3.13
1999	Shane Komine .....	3.58
2000	Thom Ott .....	1.26
2001	Derrick Conte .....	3.05
2002	Shane Komine .....	2.33
2003	Mike Sillman .....	1.82
2004	Mike Sillman .....	2.86
2005	Brett Jensen .....	1.96
2006	Erik Bird .....	0.86
2007	Luke Wertz .....	2.98
2008	Johnny Dorn .....	2.45
2009	Mike Nesselth .....	5.01
2010	Tyler Niederklein .....	3.09
2011	Nick Dolsky .....	1.04
2012	Dylan Vogt .....	1.84
2013	Kyle Kubat .....	1.81
2014	Zach Hirsch .....	1.72
2015	Colton Howell .....	2.08
2016	Jake Meyers .....	1.42
2017	Jake McSteen .....	2.04
2018	Matt Waldron .....	4.26
2019	Matt Waldron .....	3.05
2020	Cade Povich .....	5.06
2021	Spencer Schwellenbach .....	0.57
2022	Emmett Olson .....	2.86

## INNINGS PITCHED

1967	Al Furby .....	40.2
1968	Al Furby .....	63.1
1969	Al Furby .....	48
1970	Glen Gilmore .....	57
1971	Ryan Kurosaki .....	59.2
1972	Ryan Kurosaki .....	48.2
1973	Ryan Kurosaki .....	55.2
1974	Dennis O'Doherty .....	76.1
1975	Steve Nagel .....	43
1976	Kirk Eymann .....	46
1977	Kirk Eymann .....	56
1978	Jeff Nolting .....	70.1
1979	Tim Burke .....	69.1
	Ray Tromba .....	69.1
1980	Tim Burke .....	86.1
1981	Steve Gehrke .....	80.2
1982	Todd Oakes .....	73.1
1983	Todd Oakes .....	66.2
1984	Jeff Anderson .....	97
1985	Roger Webb .....	103.2
1986	Phil Harrison .....	90.1
1987	Rocky Johnson .....	73.2
1988	Pat Leinen .....	100.2
1989	Pat Leinen .....	94.1
1990	Dave Matranga .....	87.1
1991	Josh Bullock .....	97
1992	Josh Bullock .....	97.1
1993	Troy Brohawn .....	111

1994	Tom Bergan .....	102.1
1995	Craig Sanders .....	75
1996	Steve Fish .....	89
1997	Steve Fish .....	108
1998	Jay Sirianni .....	56.2
1999	Scott Fries .....	100.2
2000	Shane Komine .....	124.2
2001	Shane Komine .....	131.2
2002	Aaron Marsden .....	100.0
2003	Aaron Marsden .....	115.0
2004	Zach Kroenke .....	104.0
2005	Joba Chamberlain .....	118.2
2006	Tony Watson .....	100.1
2007	Tony Watson .....	99.0
2008	Johnny Dorn .....	106.1
2009	Erik Bird .....	65.1
2010	Michael Mariot .....	95.2
2011	Tyler Niederklein .....	69.0
2012	Zach Hirsch .....	60.1
2013	Christian DeLeon .....	92.2
2014	Chance Sinclair .....	100.2
2015	Kyle Kubat .....	94.0
2016	Matt Waldron .....	75.1
2017	Jake Meyers .....	84.1
2018	Luis Alvarado .....	70.0
2019	Matt Waldron .....	100.1
2020	Cade Povich .....	21.1
2021	Cade Povich .....	81.0
2022	Shay Schanaman .....	77.0

## STRIKEOUTS

1967	Bob Stickels .....	42
1968	Keith Winter .....	48
1969	Gene Stohs .....	37
1970	Paul Marek .....	38
1971	Ryan Kurosaki .....	39
1972	Ryan Kurosaki .....	43
1973	Rich Sanger .....	22
1974	Dennis O'Doherty .....	61
1975	Steve Nagel .....	40
1976	Kirk Eymann .....	42
1977	Kirk Eymann .....	57
1978	Jeff Nolting .....	61
1979	Tim Burke .....	78
1980	Tim Burke .....	68
1981	Bob Sebra .....	90
1982	Bob Sebra .....	54
1983	Bob Sebra .....	68
1984	Jeff Anderson .....	74
1985	Roger Webb .....	59
1986	Phil Harrison .....	98
1987	Phil Goguen .....	75
1988	John Lepley .....	87
1989	Mike Zajeski .....	67
1990	Dave Matranga .....	75
1991	Josh Bullock .....	79
1992	Mike Zajeski .....	95
1993	Troy Brohawn .....	123
1994	Mike Bellows .....	71
1995	Jonas Armenta .....	64
1996	Steve Fish .....	70
1997	Steve Fish .....	84
1998	Matt Schuldt .....	45
1999	Shane Komine .....	79
2000	Shane Komine .....	159
2001	Shane Komine .....	157
2002	Shane Komine .....	115
2003	Aaron Marsden .....	113
2004	Justin Pekarek .....	75
2005	Joba Chamberlain .....	130
2006	Joba Chamberlain .....	110
2007	Tony Watson .....	81

## SAVES

1982	Ben Amaya .....	2
	Jeff Anderson .....	2
1983	Ben Amaya .....	2
1984	Bill McGuire .....	6
1985	Bill Mulligan .....	3
1986	Rocky Johnson .....	4
1987	Steve Spurgeon .....	5
1988	Dale Kistaitis .....	4
1989	Joe Purvine .....	6
1990	Dave Matranga .....	4
1991	Dave Matranga .....	7
1992	Steve Boyd .....	9
1993	Steve Boyd .....	5
1994	Mike Bellows .....	10
1995	Alvie Shepherd .....	5
1996	Spencer Van Linge .....	1
	Jared Bearing .....	1
1997	Spencer Van Linge .....	2
1998	Tevis Arnold .....	7
1999	Shane Komine .....	2
2000	Thom Ott .....	6
2001	Thom Ott .....	11
2002	Jeremy Becker .....	3
	Waylon Byers .....	3
2003	Tim Schoeninger .....	6
2004	Mike Sillman .....	5
2005	Brett Jensen .....	16
2006	Brett Jensen .....	13
2007	Matt Foust .....	7
2008	Zach Herr .....	5
2009	Mike Nesselth .....	2
2010	Casey Hauptman .....	3
2011	Casey Hauptman .....	8
2012	Travis Huber .....	7
2013	Dylan Vogt .....	8
2014	Josh Roeder .....	12
2015	Josh Roeder .....	15
2016	Chad Luensmann .....	13
2017	Luis Alvarado .....	10
2018	Jake Hohensee .....	13
2019	Colby Gomes .....	13
2020	Paul Tillotson .....	2
2021	Spencer Schwellenbach .....	10
2022	Braxton Bragg .....	5

# TEAM SEASON RECORDS

## GAMES

1.	72	2005
2.	71	1988
3.	69	1985
4.	68	2002
	68	2000
	68	1990
7.	66	2001
	66	1984
9.	65	2003
10.	64	1981
	64	1980
	64	1979

## WINS

1.	57	2005
2.	51	2000
3.	50	2001
4.	49	1980
	49	1979
6.	48	1988
7.	47	2003
	47	2002
9.	46	1984
10.	45	1985

## LOSSES

1.	35	1997
2.	31	1989
3.	30	2022
	30	2013
5.	28	2018
	28	2009
	28	1994
8.	27	2010
	27	2007
	27	1996
	27	1974

## WINNING PCT.

1.	.791 (57-15)	2005
2.	.771 (44-13)	1982
3.	.765 (49-15)	1980
	.765 (49-15)	1979
5.	.758 (50-16)	2001
6.	.750 (51-17)	2000
	.750 (15-5)	1955
8.	.745 (44-15)	1983
9.	.739 (17-6)	1948
10.	.723 (47-18)	2003

## BATTING AVERAGE

1.	.339	1985
2.	.338	1999
3.	.334	2001
4.	.325	2000
5.	.323	1995
6.	.321	1996
	.321	1982
8.	.317	1987
9.	.315	2012
	.315	2002
	.315	1993

## AT-BATS

1.	2,448	2005
2.	2,403	2002
3.	2,356	2001
4.	2,342	2000
5.	2,239	1985

6.	2,229	2003
7.	2,199	1997
8.	2,178	1999
9.	2,175	1990
	2,175	1988

## RUNS SCORED

1.	676	1985
2.	658	1988
3.	607	2001
4.	599	1999
5.	560	2000
6.	545	1995
7.	543	2002
8.	493	1990
9.	491	1997
10.	488	1996
	488	1987

## HITS

1.	787	2001
2.	762	2000
3.	758	1985
4.	756	2002
5.	739	2005
6.	737	1999
7.	689	1995
8.	677	2003
	677	1997
10.	669	1988

## DOUBLES

1.	154	2002
2.	144	1997
	144	1995
4.	143	1985
5.	134	2001
6.	133	1988
7.	128	2005
8.	126	1993
9.	125	1999
10.	123	1986

## TRIPLES

1.	38	1980
2.	37	1978
3.	34	1981
4.	33	1999
	33	1984
	33	1982
7.	31	1987
	31	1983
9.	30	1979
10.	28	1990
	28	1988

## HOME RUNS

1.	93	1985
2.	81	2001
	81	1988
4.	77	1999
5.	76	2003
	76	2000
	76	1990
8.	74	2002
9.	73	1986
10.	72	1995

## RUNS BATTED IN

1.	603	1985
2.	575	1988

3.	547	2001
4.	539	1999
5.	499	2000
6.	491	2002
7.	478	1995
8.	442	1996
9.	440	2003
10.	438	1997

## TOTAL BASES

1.	1,228	1985
2.	1,208	2001
3.	1,172	2002
4.	1,159	1999
5.	1,131	2000
6.	1,103	1995
7.	1,101	1988
8.	1,098	2005
9.	1,065	1990
10.	1,041	2003

## SLUGGING PCT.

1.	.548	1985
2.	.532	1999
3.	.517	1995
4.	.515	1982
5.	.513	2001
6.	.506	1988
7.	.494	1986
8.	.491	1987
9.	.490	1990
10.	.488	2002

## WALKS

1.	565	1988
2.	466	1985
3.	404	1989
4.	380	1984
5.	363	2001
6.	360	1983
7.	356	1987
8.	349	2000
9.	340	1979
10.	332	1997

## STRIKEOUTS

1.	523	2019
2.	464	2022
3.	454	1997
4.	443	1988
5.	433	2017
6.	431	1990
7.	405	2005
8.	395	1989
9.	394	2011
10.	393	2018

## HIT BY PITCHES

1.	103	2003
2.	99	2002
3.	95	2004
4.	90	2008
5.	89	2011
6.	88	1994
7.	86	2010
8.	80	2005
9.	75	2007
	75	2006

## STOLEN BASES

1.	196	1984
2.	159	1981
3.	144	1999
4.	138	1985
5.	137	1988
6.	131	1990
7.	126	2000
8.	124	2001
9.	120	1989
	120	1986

## SACRIFICE FLIES

1.	47	1985
2.	46	2002
3.	42	1999
4.	40	1988
5.	39	2000
	39	1982
7.	33	1995
	33	1990
	33	1989
	33	1980

## INNINGS PITCHED

1.	643.0	2005
2.	600.2	2002
3.	598.1	2000
4.	574.2	2003
5.	573.1	1985
6.	572.0	2001
7.	553.1	2014
8.	549.2	1990
9.	548.2	1988
10.	534.2	1997

## EARNED RUN AVERAGE

1.	2.64	1965
2.	2.69	2005
	2.69	1969
4.	2.73	1966
5.	3.07	1984
	3.07	1961
7.	3.09	1967
8.	3.12	2015
9.	3.13	1979
	3.13	1970

## SAVES

1.	23	2005
2.	20	1017
3.	19	2015
	19	2007
5.	17	2019
	17	2014
	17	2008
	17	2006
	17	2003
10.	16	2018
	16	2016

# TEAM SEASON RECORDS

## COMPLETE GAMES

1.	31	1980
2.	26	1979
3.	24	1985
4.	23	1978
5.	22	1983
6.	21	1974
7.	18	1981
	18	1977
9.	16	1989
	16	1987

## STRIKEOUTS

1.	538	2005
2.	503	2001
3.	491	2008
4.	484	2000
5.	478	2002
6.	469	2003
7.	464	2007
8.	440	2021
9.	438	1999
10.	437	2022

## WALKS ALLOWED

1.	382	1986
2.	364	1985
3.	350	1988
4.	343	1987
5.	339	1993
6.	337	1990
7.	322	1994
8.	309	1995
9.	297	1989
10.	281	1997

## HITS ALLOWED

1.	680	1997
2.	642	1999
3.	632	2001
4.	608	1985
5.	591	2012
6.	573	1996
7.	572	2013
	572	2002
9.	570	1995
10.	566	2003

## RUNS ALLOWED

1.	486	1985
2.	467	1997
3.	431	1996
4.	419	1995
5.	397	1999
6.	392	1993
7.	384	1988
8.	379	2009
9.	364	1994
10.	361	1990

## WILD PITCHES

1.	77	1987
2.	73	1994
3.	61	2018
	61	1988
5.	60	2019
6.	59	1995
7.	57	1993
8.	53	2011
	53	2010
	53	2007
	53	1990

## HIT BATTERS

1.	76	2013
2.	74	2009
3.	69	1995
4.	64	2008
5.	63	2007
6.	62	1996
7.	57	2019
8.	55	2018
9.	52	2006
	52	2002

## PUTOUTS

1.	1,929	2005
2.	1,802	2002
3.	1,795	2000
4.	1,724	2003
5.	1,716	2001
6.	1,660	2014
7.	1,648	1990
8.	1,643	1988
9.	1,604	1997
10.	1,583	2016

## ASSISTS

1.	837	2005
2.	745	1988
3.	734	1990
4.	727	2002
5.	719	2016
	719	1997
7.	712	2001
8.	703	2012
9.	698	2003
10.	697	1999

## ERRORS

1.	147	1985
2.	114	1990
3.	111	1991
4.	110	1981
5.	108	1988
6.	106	2001
7.	103	1986
8.	102	1978
9.	99	1992
	99	1982
	99	1979

## FIELDING PCT.

1.	.981	2013
2.	.979	2021
	.979	2015
4.	.977	2017
5.	.976	2016
	.976	2014
7.	.975	2011
	.975	2005
	.975	2004
10.	.974	2012
	.974	2006

# PERFECT GAMES

## NEBRASKA 1, KANSAS 0 (APRIL 20, 1954)

Kansas	AB	R	H	BI	Nebraska	AB	R	H	BI
Pulliam, 2b	3	0	0	0	D. Rolston, ss	2	0	0	1
Hoglund, 3b	3	0	0	0	N. Coufal, ss	1	0	0	0
Cohn, rf	3	0	0	0	V. Gottsch, 3b	4	0	1	0
Allison, cf	3	0	0	0	F. Seger, 2b	3	0	1	0
Trombold, 1b	3	0	0	0	R. Novak, 1b	3	0	0	0
Perry, lf	3	0	0	0	B. Giles, lf	2	0	0	0
Aunest, c	3	0	0	0	D. Becker, rf	3	0	0	0
Heitholt, ss	3	0	0	0	J. Cederdahl, cf	2	1	1	0
Brose, p	2	0	0	0	M. Backhaus, c	2	0	0	0
Hikon, ph	1	0	0	0	R. Geier, p	2	0	0	0
<b>Totals</b>	<b>27</b>	<b>0</b>	<b>0</b>	<b>0</b>	<b>Totals</b>	<b>24</b>	<b>1</b>	<b>3</b>	<b>1</b>

Teams	123	456	789	R	H	E	
Kansas	000	000	000	-	0	0	0
Nebraska	000	100	00X	-	1	3	0

Kansas	IP	H	R	ER	BB	SO
Brose (L)	8	3	1	1	5	3

Nebraska	IP	H	R	ER	BB	SO
Richard Geier (W)	9	0	0	0	0	10

**Game Summary:** Richard Geier tossed a nine-inning perfect game against Kansas on April 20, 1954. Geier struck out 10 on the way to retiring 27 consecutive batters. The Huskers scored their lone run when shortstop Dirkes Rolston walked with the bases loaded in the fourth to score center fielder James Cederdahl.

## NEBRASKA 3, KANSAS 0 (MAY 3, 1980)

Kansas	AB	R	H	BI	Nebraska	AB	R	H	BI
Jeltz, 2b	3	0	0	0	G. Schafer, 2b	2	1	0	0
Riley, rf	3	0	0	0	C. Chavez, ss	3	0	2	1
Lewallen, cf	3	0	0	0	J. Hunter, dh	3	0	0	0
Gundelfinger, dh	2	0	0	0	J. Scherger, lf	3	0	0	0
Gray, 1b	2	0	0	0	S. Haas, cf	2	0	0	0
Graham, c	2	0	0	0	M. Prior, 3b	2	0	1	0
Gile, 3b	0	0	0	0	S. Oakley, rf	3	0	0	0
Hibbs, ss	2	0	0	0	S. Stanicek, 1b	1	1	0	0
Wright, lf	2	0	0	0	M. Haas, c	2	1	1	2
Ritscher, 2b	2	0	0	0					
<b>Totals</b>	<b>21</b>	<b>0</b>	<b>0</b>	<b>0</b>	<b>Totals</b>	<b>21</b>	<b>3</b>	<b>4</b>	<b>3</b>

Teams	123	456	7	R	H	E	
Kansas	000	000	0	-	0	0	0
Nebraska	002	010	X	-	3	4	0

Kansas	IP	H	R	ER	BB	SO
Hicks (L, 2-4)	6	4	3	3	4	3

Nebraska	IP	H	R	ER	BB	SO
Cliff Faust (W, 7-1)	7	0	0	0	0	5

**Game Summary:** After plowing his way through Kansas' first 20 batters, (and having only four Jayhawks hit the ball out of the infield) senior pitcher Cliff Faust must have thought he was seeing his perfect game slip away. The Jayhawks' Dick Lewallen came to the plate with two outs in the seventh (and final) inning) and promptly hit a sinking line drive into left field. But left fielder Joe Scherger made a diving grab to save Faust's perfect game. Outside of Lewallen's game ending, no other Jayhawk made a serious bid to reach base.

# NO-HITTERS

## THREE INDIVIDUAL NO-HITTERS

### Oklahoma 1, Nebraska 0 (May 18, 1957)

Teams	123	456	7		R	H	E
Oklahoma	010	000	0	-	1	0	1
Nebraska	000	000	0	-	0	3	2

Oklahoma	IP	H	R	ER	BB	SO
Tony Risinger (W)	7	3	0	0	2	4

Nebraska	IP	H	R	ER	BB	SO
Dwight Siebler (L)	7	0	1	0	3	9

**Game Summary:** Dwight Siebler hurled a seven-inning no-hitter against Oklahoma, but was tagged with the loss. A throwing error by Siebler in the second inning on a bunt allowed the game's only run to score.

### Nebraska 21, Austin College (March 15, 1978)

Teams	123	456		R	H	E
Austin	000	000	-	0	0	3
Nebraska	203	01(15)	-	21	17	1

Austin College	IP	H	R	ER	BB	SO
Ventucci (L)	5	7	8	8	9	1
Broach	1	10	13	12	2	0

Nebraska	IP	H	R	ER	BB	SO
Tim Burke (W)	6	0	0	0	4	8

**Game Summary:** The Huskers scored 15 runs in the bottom of the sixth inning to give future Major League All-Star Tim Burke a six-inning no-hitter.

### Nebraska 5, Oklahoma 0 (April 5, 1981)

Teams	123	456	7		R	H	E
Oklahoma	000	000	0	-	0	0	2
Nebraska	101	030	X	-	5	8	2

Oklahoma	IP	H	R	ER	BB	SO
Bruce Hinz (L)	5	7	5	4	3	1
Scott Dean	1	1	0	0	0	0

Nebraska	IP	H	R	ER	BB	SO
Anthony Kelley (W)	7	0	0	0	3	7

**Game Summary:** Freshman Anthony Kelley made his first career conference victory a memorable one, tossing a no-hitter against Oklahoma. Kelley was never in any serious trouble as he struck out seven, while walking three. Steve Stanicek provided the offensive punch, slugging a two-run homer.

## FOUR COMBINED NO-HITTERS

### Nebraska 10, Dana College 0 (April 17, 1978)

Nebraska Pitchers	IP	H	R	ER	BB	SO
Tim Pettit	4	0	0	0	2	3
Mark DiBenedetti	1	0	0	0	1	2

### Nebraska 25, Missouri Western 0 (March 5, 1986)

Nebraska Pitchers	IP	H	R	ER	BB	SO
Phil Harrison	6	0	0	0	2	10
Rocky Johnson	2	0	0	0	1	1
Kevin Merrill	1	0	0	0	0	0

### Nebraska 15, Peru State 0 (March 6, 1993)

Nebraska Pitchers	IP	H	R	ER	BB	SO
Tom Bergan	3	0	0	0	1	3
Casey Deskins	3	0	0	0	2	5
Troy Brohawn	1	0	0	0	1	2
Steve Boyd	2	0	0	0	1	1

### Nebraska 3, Arkansas 0 (April 16, 2013)

Nebraska Pitchers	IP	H	R	ER	BB	SO
Kyle Kubat	5	0	0	0	1	3
Tyler Niederklein	2.1	0	0	0	1	1
Dylan Vogt	1.2	0	0	0	1	1


# FIRST-TEAM ALL-AMERICANS

17 HUSKERS HAVE PRODUCED 19 FIRST-TEAM ALL-AMERICA SEASONS (48 FIRST-TEAM CERTIFICATES)

## BOB CERV

1950 • OF

ABCA



A four-year starter from 1947 to 1950, Bob Cerv led NU to a pair of Big Seven titles in his Husker career. The Weston, Neb., native earned first-team All-America honors from the ABCA in 1950 after batting .444 – an average that ranks seventh on NU’s single-season chart – with nine homers and 36 RBIs. He displayed tremendous power, leading the nation with an .878 slugging percentage in 1950, helping the Huskers to a Big Seven Conference title and an appearance in the NCAA playoffs.

## DON BROWN

1956 • 3B

ABCA



Don Brown became the second Husker to receive first-team All-America honors from the ABCA, leading the Huskers to a 12-8 record and a second-place finish in the Big Seven Conference. A two-year letterwinner who led the Huskers in hitting in 1955 and 1956, the Omaha, Neb., native batted .446 as a senior, leading NU in RBIs (19), hits (37) and total bases (58). His .446 average ties for fifth-highest in school history. For his efforts, he was a two-time team MVP.

## GENE STOHS

1972 • OF

The Sporting News



One of the finest players in Nebraska history, Gene Stohs capped his career by earning first-team All-America honors from The Sporting News in 1972. A four-year letterwinner and an All-Big Eight selection, he batted .369, while leading the Huskers in hits (39), runs scored (22), doubles (7) and stolen bases (12). Stohs struck out just three times in 106 at-bats. Stohs also holds the distinction of being NU baseball’s first two-time CoSIDA Academic All-American, earning second-team honors in 1970 and 1972.

## STEVE STANICEK

1982 • 1B

Baseball America



Steve Stanicek had one of the finest seasons in school history in 1982 en route to first-team All-America honors from Baseball America. He hit .449 with 20 home runs and 70 RBIs, while setting a school record with his .930 slugging percentage. His .569 on-base percentage as a junior was the second best in school history. The Park Forest, Ill., native became the first Husker ever drafted in the first round of the MLB Draft, as the No. 11 player selected by the San Francisco Giants.

## PAUL MEYERS

1986 • OF

The Sporting News




Paul Meyers capped a stellar Husker career by earning All-America honors from The Sporting News in 1986. As a senior, he batted .347 with 85 hits, 20 doubles and 66 RBIs and a .629 slugging percentage. A career .350 hitter, Meyers’ productive career etched his name in the NU record books, as he ranks second with 209 RBIs, seventh with 250 hits and is also in the top 10 in both homers and total bases. Meyers was selected by the San Francisco Giants in the fourth round of the 1986 MLB Draft.

## TROY BROHAWN

1993 • LHP

Collegiate Baseball



Troy Brohawn enjoyed the finest season ever by a Husker pitcher en route to first-team All-America honors from Collegiate Baseball. The southpaw from Woolford, Md., went 13-0 with a 3.16 ERA, striking out a then-school record 123 batters in 111.1 innings. He tossed nine complete games and struck out 10 or more hitters in six outings. The second Husker to ever earn first-team All-Big Eight honors at two positions, Brohawn batted .329 with three homers and 34 RBIs while playing first base. He was selected by the San Francisco Giants in the fourth round of the 1994 MLB Draft.

## MARC SAGMOEN

1993 • OF

Collegiate Baseball  
U.S. Baseball Association  
NCBWA  
ABCA




Marc Sagmoen etched his name in the record books at NU, capping his career with first-team All-America accolades in 1993 from Collegiate Baseball, USBA, NCBWA and the ABCA. He set the NU career mark with a .451 average during his two seasons. As a senior, he hit .454 with 18 homers and 79 RBIs, as he ranked fifth nationally in hitting and fourth in slugging percentage (.859). He was a 10th-round selection by the Texas Rangers in the 1994 MLB Draft.

## DARIN ERSTAD

1995 • OF

Collegiate Baseball  
Baseball America  
NCBWA  
ABCA



Darin Erstad enjoyed a stellar 1995 season on his way to consensus first-team All-America honors. He hit .410 with 19 homers and 79 RBIs, while setting single-season records in extra-base hits (46) and total bases (194). One of the best hitters in school history, Erstad finished his three-year career as a top-five performer in eight categories and held NU’s career hits record until the 2002 season. The top pick in the 1995 MLB Draft by the Anaheim Angels, Erstad was a two-time MLB All-Star and helped the Angels to their first World Series championship in 2002.

## KEN HARVEY

1999 • 1B

Collegiate Baseball  
Baseball America  
Baseball Weekly  
NCBWA  
ABCA



First baseman Ken Harvey earned consensus first-team All-America honors in 1999, leading the Huskers to a Big 12 Tournament title and an NCAA appearance. He led the nation with a .478 average, while hitting 23 homers and driving in 86 runs. Although he made his name on offense, Harvey was the Easton Redline Defensive Player of the Year after committing just two errors in 1999. A career .426 hitter, Harvey was selected in the fifth round of the 1999 MLB Draft by the Kansas City Royals and played in the MLB All-Star Game in 2004.



# FIRST-TEAM ALL-AMERICANS

## SHANE KOMINE

2000 & 2001 • RHP

Baseball Weekly  
Collegiate Baseball (2)  
The Sporting News  
NCBWA



The first two-time first-team All-American in school history, Shane Komine was a first-team All-America selection in 2000 and 2001. He posted records of 11-4 as a sophomore and 14-2 in 2001, helping NU to back-to-back 50-win seasons. A two-time Big 12 Pitcher of the Year, Komine struck out a school-record 159 batters in 2000. He holds school records for wins (41), strikeouts (510) and innings pitched (431.0), while his strikeout total ranked fifth in NCAA history. A second-team CoSIDA Academic All-American as a senior, Komine was drafted in the ninth round by the Oakland Athletics in 2002.

## JOHN COLE

2001 • OF/2B

ABCA  
Baseball America



John Cole helped NU to three straight NCAA tournaments and a Big 12 title in 2001. The 5-11, 185-pounder batted .418 with 11 homers, 61 RBIs and 28 steals in his final season at NU. He finished his career with a .380 average and was in the top 10 in stolen bases (59). A fifth-round selection by the Seattle Mariners in 2001, Cole was a first-team CoSIDA Academic All-American, becoming the first baseball player at NU to capture first-team All-America honors on and off the field in the same year.

## MATT HOPPER

2001 • DH

The Sporting News



Matt Hopper capped an amazing sophomore campaign by earning first-team All-America honors from The Sporting News in 2001. The 6-4, 215-pound designated hitter batted .358 with 12 homers and 85 RBIs, a total that ranked third nationally, to help the Huskers to a Big 12 title and a College World Series appearance. A career .350 hitter, Hopper finished his career as the school and Big 12 all-time leader in homers (64), RBIs (271), hits (338) and runs scored (246). The 2003 Big 12 Player of the Year, Hopper was a 10th-round pick by the Philadelphia Phillies in 2003.

## DAN JOHNSON

2001 • 1B

Baseball Weekly  
NCBWA  
The Sporting News



One of the most prolific sluggers in school annals, Dan Johnson earned consensus first-team All-America honors in 2001, leading the Huskers to a Big 12 title and a CWS appearance. As a senior, Johnson batted .361 and led the Big 12 in homers (25) and RBIs (86), totals that ranked in the top five nationally. The Howser Award finalist also led the Big 12 in runs scored (77), walks (63), on-base percentage (.507) and slugging percentage (.762). He was a seventh-round selection by Oakland in the 2001 MLB Draft.

## JEFF LEISE

2002 • OF

ABCA



After leading his team to the CWS for the second straight year in 2002, Jeff Leise earned first-team All-America honors from the ABCA. The center fielder from Omaha, Neb., batted .371 with 12 homers, 51 RBIs and led the team with 25 stolen bases. The District VI Player of the Year by the NCBWA, he tied a school record with 109 hits, while his eight triples ranked second on NU's charts. A two-time CoSIDA Academic All-American, Leise was chosen as the Baseball Academic All-American of the Year in both 2002 and 2003.

## JED MORRIS

2002 • C

Collegiate Baseball  
Baseball Weekly  
NCBWA  
ABCA




Jed Morris slugged his way to consensus first-team All-America honors in 2002. The catcher from Seabrook, Texas, batted .382 with 23 homers and tied the school mark with 90 RBIs. Morris was the 2002 Big 12 Player of the Year and one of three finalists for the ABCA National Player-of-the-Year Award. A two-time Big 12 Player of the Week, Morris earned national player-of-the-week honors from Collegiate Baseball, when he homered in five consecutive games. Morris finished his career among the top 10 in batting average (.367, ninth) and slugging percentage (.674, sixth).

## ALEX GORDON

2004 & 2005 • 3B

Baseball America (2)  
Collegiate Baseball (2)  
Sports Weekly (2)  
NCBWA (2)  
ABCA (2)  
College Baseball Insider



Alex Gordon was the second Husker to be named a two-time first-team All-American, earning the honor in 2004 and 2005. A two-time Big 12 Player of the Year, Gordon hit .365 with 18 homers and 75 RBIs as a sophomore. He ranked in the top four in the Big 12 in nine offensive categories in 2004, including league highs in slugging percentage, on-base percentage and triples while ranking second in homers and third in RBIs. The most decorated player in Nebraska baseball history, Gordon won the Dick Howser, Brooks Wallace and Golden Spikes Award in 2005, leading the Huskers to a Big 12 title and CWS appearance. He hit .372 with 19 homers and 66 RBIs, ranking in the top 10 in the Big 12 in all 12 offensive categories. He topped the league in six categories, including runs scored, slugging percentage and on-base percentage. Gordon was the No. 2 overall pick in the 2005 MLB First-Year Player Draft by the Kansas City Royals. Gordon retired following the 2020 season, spending all 14 years of his career in Kansas City. Gordon was an eight-time MLB Gold Glove winner, three-time MLB All-Star and 2015 World Series champion.

## SPENCER SCHWELLENBACH

2021 • SS/RHP

D1Baseball  
ABCA/Rawlings



Tabbd an All-American by five different publications in 2021, including a first-team pick by D1Baseball and ABCA/Rawlings, Schwellenbach ranked in the top 10 in the Big Ten in runs, RBI and walks, while in the field he committed just four errors in 186 chances. He made his debut on the mound in 2021, and led the Big Ten with 10 saves and did not allow a run in 17 of his 18 appearances. He fanned 34 in 31.2 innings and held opposing hitters to a .198 average. His last appearance on the mound was a season-high 4.2-inning shutout relief appearance in the NCAA Tournament over then No. 1 Arkansas.

# NATIONAL HONORS

## GOLDEN SPIKES AWARD

1995 Darin Erstad (Finalist)  
 1999 Ken Harvey (Finalist)  
 2005 Alex Gordon (**Winner**)  
 2018 Scott Schreiber (Semifinalist)  
 2021 Spencer Schwellenbach (Semifinalist)

## BROOKS WALLACE AWARD

2005 Alex Gordon (**Winner**)

## ABCA PLAYER OF THE YEAR

2002 Jed Morris (Finalist)  
 2005 Alex Gordon (**Winner**)

## DICK HOWSER AWARD

2000 Shane Komine (Finalist)  
 2001 Dan Johnson (Finalist)  
 2004 Alex Gordon (Finalist)  
 2005 Alex Gordon (**Winner**)

## ROTARY SMITH AWARD

1999 Ken Harvey (Finalist)  
 2002 Shane Komine (Semifinalist)

## JOHNNY BENCH AWARD

2000 Justin Cowan (Finalist)  
 2008 Mitch Abeita (Semifinalist)

## JOHN OLERUD AWARD

2017 Jake Meyers (Finalist)  
 2021 Spencer Schwellenbach (Winner)

## SENIOR CLASS AWARD

2018 Scott Schreiber (Finalist - Second Team)

## EASTON/REDLINE NATIONAL DEFENSIVE PLAYER OF THE YEAR

1999 Ken Harvey (Winner)

## NCBWA DISTRICT PLAYER OF THE YEAR

2000 Shane Komine, SP  
 2001 Dan Johnson, 1B  
 2002 Jeff Leise, OF  
 2003 Matt Hopper, 1B  
 2004 Alex Gordon, 3B  
 2005 Alex Gordon, 3B  
 2006 Luke Gorsett, OF

## NATIONAL COACH OF THE YEAR

2001 Dave Van Horn (BA)

## SECOND-TEAM ALL-AMERICANS

(15 Seasons • 20 Certificates)

1955 Don Brown, INF  
 1966 Bob Churchich, INF (ABCA)  
 1973 Bob Munson, OF (ABCA)  
 1985 Paul Meyers, OF (BA)  
 1993 Troy Brohawn, UTIL (ABCA)  
 2000 Shane Komine, SP (BA, ABCA)  
 2001 Shane Komine, SP (ABCA, BA, TSN)  
 2001 Dan Johnson, 1B (ABCA, CB)  
 2001 John Cole, OF (TSN)  
 2002 Shane Komine, SP (ABCA, BA)  
 2003 Matt Hopper, 1B (BA)  
 2003 Aaron Marsden, SP (BA)  
 2006 Luke Gorsett, OF (NCBWA)  
 2011 Cody Asche, 3B (CB)  
 2018 Jake Hohensee, RP (NCBWA)

## THIRD-TEAM ALL-AMERICANS

(29 Seasons • 37 Certificates)

1951 Bob Diers, OF  
 1952 Jerry Dunn, OF  
 1953 Paul Novak, P  
 1954 Fred Seger, INF  
 1955 Bill Giles, 1B  
 1965 Stan Bahnsen, P  
 1983 Dan Boever, OF (BA)  
 1985 Bill McGuire, C  
 1985 Mike Duncan, 1B  
 1990 Kevin Jordan, 2B  
 1993 Troy Brohawn, P (BA, NCBWA)  
 1993 Marc Sagmoen, OF (BA)  
 1997 Todd Sears, 1B (NCBWA)  
 2000 Justin Cowan, C (CB, NCBWA)  
 2000 Matt Hopper, DH (ABCA)  
 2001 John Cole, OF (CB)  
 2002 Shane Komine, SP (NCBWA)  
 2002 Jed Morris, C (BA)  
 2003 Aaron Marsden, P (CB, NCBWA)  
 2003 Matt Hopper, 1B (CB, NCBWA)  
 2005 Joba Chamberlain, P (CB)  
 2005 Johnny Dorn, P (CB, NCBWA, ABCA)  
 2006 Ryan Wehrle, SS (CB)  
 2006 Tony Watson, P (NCBWA, CB)  
 2008 Johnny Dorn, P (NCBWA)  
 2012 Michael Pritchard, DH (NCBWA)  
 2014 Chance Sinclair, P (CB)  
 2017 Jake Meyers, UTIL (BA, NCBWA)  
 2018 Scott Schreiber, 1B (ABCA)

## FRESHMAN ALL-AMERICANS

(20 Seasons • 36 Certificates)

1988 Bobby Benjamin, OF [CB (1st)]  
 1992 Darin Petersen, SS [CB (1st)]  
 1992 Jed Dalton, OF [CB (2nd)]  
 1995 Todd Sears, 1B [CB (1st)]  
 1999 Shane Komine, RHP [CB (1st)]  
 2000 Matt Hopper, DH [CB (1st), BA (1st), BW (1st)]  
 2000 Jamie Rodrigue, LHP [CB (1st), BA (2nd)]  
 2002 Daniel Bruce, OF [CB (HM)]  
 2002 Phil Shirek, RHP [CB (HM)]  
 2002 Brian Duensing, LHP [CB (HM)]  
 2003 Alex Gordon, 3B (CB)  
 2003 Tim Schoeninger, RHP (CB)  
 2005 Johnny Dorn, RHP [BA (1st), (CB)]  
 2005 Tony Watson, LHP (CB)  
 2012 Pat Kelly, 2B [CB, BA (1st), NCBWA (1st), PG (2nd)]  
 2012 Kyle Kubat, SP (CB)  
 2014 Ryan Boldt, OF [CB, BA (2nd), PG (2nd)]  
 2016 Chad Luensmann, RP [NCBWA, CB, BA (2nd), D1Baseball (2nd), PG (2nd)]  
 2019 Colby Gomes, RP [NCBWA (1st)]  
 2020 Leighton Banjoff, DH (CB)  
 2021 Max Anderson, 3B [D1Baseball (2nd), PG (2nd), (CB)]

**Key:** BA - Baseball America  
 ABCA - American Baseball Coaches Association  
 BW - Baseball Weekly  
 CB - Collegiate Baseball  
 NCBWA - National Collegiate Baseball Writers Association  
 PG - Perfect Game  
 TSN - The Sporting News

## ABCA All-REGION FIRST-TEAM (Since 2003)

2003 Matt Hopper, 1B  
 2003 Aaron Marsden, RHP  
 2004 Alex Gordon, 3B  
 2005 Alex Gordon, 3B  
 2005 Johnny Dorn, RHP  
 2006 Luke Gorsett, OF

2008 Mitch Abeita, C  
 2010 Adam Bailey, OF  
 2014 Pat Kelly, 2B  
 2018 Scott Schreiber, 1B  
 2018 Jesse Wilkening, DH  
 2021 Spencer Schwellenbach, RHP

## ABCA All-REGION SECOND-TEAM (Since 2003)

2005 Curtis Ledbetter, 1B  
 2005 Joba Chamberlain, RHP  
 2006 Ryan Wehrle, SS  
 2006 Brett Jensen, RHP  
 2008 Jake Opitz, 2B  
 2008 Johnny Dorn, RHP  
 2011 Cody Asche, 3B  
 2012 Michael Pritchard, DH  
 2014 Chance Sinclair, RHP  
 2016 Scott Schreiber, 1B  
 2018 Jake Hohensee, RHP

# CONFERENCE HONORS

## BIG EIGHT PLAYER OF THE YEAR

1995 Darin Erstad (Player)

## BIG 12 PLAYER OF THE YEAR

2000 Shane Komine (Pitcher)  
 2001 Shane Komine (Pitcher)  
 2002 Jed Morris (Player)  
 2003 Matt Hopper (Player)  
 2004 Alex Gordon (Player)  
 2005 Alex Gordon (Player)

## BIG 12 FRESHMAN OF THE YEAR

1999 Shane Komine (Pitcher)  
 2000 Matt Hopper (Player)  
 2005 Johnny Dorn (Pitcher)

## BIG 12 NEWCOMER OF THE YEAR

2000 Dan Johnson (Player)  
 2002 Aaron Marsden (Pitcher)  
 2005 Joba Chamberlain (Pitcher)

## BIG 12 COACH OF THE YEAR

2001 Dave Van Horn  
 2003 Mike Anderson  
 2005 Mike Anderson

## BIG TEN PLAYER OF THE YEAR

2021 Spencer Schwellenbach (Player/Pitcher)

## BIG TEN FRESHMAN OF THE YEAR

2016 Chad Luensmann (Pitcher)  
 2021 Max Anderson (Player)

## BIG TEN COACH OF THE YEAR

2017 Darin Erstad  
 2021 Will Bolt

## ALL-CONFERENCE HONORS

### FIRST-TEAM

1958 Larry Lewis, OF  
 Gene Torczon, OF  
 Jim Kane, C  
 Dwight Siebler, SP  
 1959 Ken Ruisinger, 1B  
 1962 Steve Smith, OF  
 Don Purcell, C  
 1965 Stan Bahnsen, SP  
 1966 Bob Brand, 1B  
 Bob Churchich, 3B  
 Alex Walter, OF  
 Gary Neibauer, SP  
 Sam Sharpe, 2B  
 Gene Stohs, OF  
 1972 Bob Munson, OF  
 1977 Paul Haas, OF  
 Steve McManaman, DH  
 1979 Joe Scherger, OF  
 1980 Joe Scherger, OF  
 Jeff Hunter, 3B  
 Tim Burke, SP  
 1981 Chris Chavez, SS  
 Roger Hill, CF  
 1982 Steve Stanicek, 1B  
 Roger Hill, CF  
 Anthony Kelley, SP  
 1983 Dan Boever, 1B  
 1984 Bill McGuire, C/RP  
 Scott Hooper, 3B  
 Mike Duncan, 1B  
 1985 Bill McGuire, C  
 Larry Mims, SS  
 Paul Meyers, OF  
 1986 Paul Meyers, OF  
 Phil Harrison, LHP  
 1988 Ken Ramos, OF  
 Jeff Taylor, 1B

Pat Leinen, SP  
 1990 Bobby Benjamin, 1B  
 Kevin Jordan, UT  
 Dave Matranga, RP  
 1991 Dave Matranga, RP  
 Bill Vosik, 3B  
 1992 Jeff Murphy, C  
 1993 Steve Boyd, RP  
 Troy Brohawn, DH/SP  
 Marc Sagmoen, OF  
 1994 Derek Dukart, 3B  
 Darin Erstad, OF  
 Mike Bellows, RP  
 1995 Darin Erstad, OF  
 Alvie Shepherd, DH  
 Jonas Armenta, RP  
 1997 Todd Sears, UT  
 Francis Collins, OF  
 1999 Ken Harvey, 1B  
 2000 Justin Cowan, C  
 Shane Komine, SP  
 Matt Hopper, DH  
 Dan Johnson, 1B  
 2001 John Cole, OF/2B  
 Matt Hopper, DH  
 Shane Komine, SP  
 Dan Johnson, 1B  
 Thom Ott, RP  
 2002 Jeff Leise, OF  
 Aaron Marsden, SP  
 Jed Morris, C  
 2003 Matt Hopper, 1B  
 Curtis Ledbetter, DH  
 Aaron Marsden, SP  
 Quinton Robertson, SP  
 2004 Alex Gordon, 3B  
 2005 Alex Gordon, 3B  
 Curtis Ledbetter, 1B  
 Johnny Dorn, SP  
 Joba Chamberlain, SP  
 2006 Brandon Buckman, 1B  
 Ryan Wehrle, SS  
 Luke Gorsett, OF  
 Tony Watson, SP  
 Brett Jensen, RP  
 2008 Jake Opitz, 2B  
 Mitch Abeita, C  
 Johnny Dorn, SP  
 2010 Adam Bailey, OF  
 2011 Cody Asche, 3B  
 2012 Chad Christensen, SS  
 Michael Pritchard, DH  
 Rich Sanguinetti, OF  
 2013 Chad Christensen, OF  
 Pat Kelly, 2B  
 2014 Pat Kelly, 2B  
 Michael Pritchard, OF  
 Chance Sinclair, P  
 2016 Scott Schreiber, 1B  
 2017 Jake Meyers, UTL  
 Scott Schreiber, DH  
 2021 Spencer Schwellenbach, RP  
 Luke Roskam, C  
 Jaxon Hallmark, OF  
 Cade Povich, SP

### SECOND-TEAM

1977 Kirk Eymann, P  
 Joe Scherger, OF  
 1978 Joe Scherger, OF  
 Dan Dixon, OF  
 1979 Tim Burke, P  
 1980 Stan Haas, OF  
 Cliff Faust, P  
 1986 Larry Mims, 2B  
 1987 Ron Crowe, 3B  
 Todd Bunge, OF  
 Steve Spurgeon, RP

1988 Bobby Benjamin, OF  
 Joe Federico, DH  
 1989 Ken Ramos, OF  
 Doug Twitty, UT  
 1990 Bill Vosik, 3B  
 Shawn Buchanan, OF  
 1991 Brian McArn, OF  
 Mike Zajeski, RHP  
 1993 Brian Martin, RHP  
 Sean McKenna, C  
 1994 Troy Brohawn, LHP  
 1995 Bob Courter, RHP  
 Jed Dalton, 3B  
 Mel Motley, OF  
 Darin Petersen, SS  
 Craig Sanders, RHP  
 1996 Francis Collins, OF  
 Spencer Van Linge, RHP  
 1998 Ken Harvey, DH  
 2000 Adam Stern, OF  
 2001 Jeff Leise, OF  
 Jed Morris, C  
 2003 Jeff Leise, OF  
 2004 Zach Kroenke, SP  
 Jake Mullinax, 2B  
 Justin Pekarek, RP  
 2005 Joe Simokaitis, SS  
 Daniel Bruce, OF  
 Zach Kroenke, SP  
 Brett Jensen, RP  
 2006 Andrew Brown, UTL  
 Johnny Dorn, SP  
 2007 Jeff Tezak, DH  
 Tony Watson, SP  
 Thad Weber, SP  
 2010 DJ Belfonte, OF  
 2011 Casey Hauptman, P  
 2012 Josh Scheffert, 3B  
 2013 Michael Pritchard, DH  
 2014 Christian DeLeon, P  
 Blake Headley, 1B  
 2015 Ryan Boldt, OF  
 Tanner Lubach, C  
 Chance Sinclair, SP  
 2016 Ryan Boldt, OF  
 Chad Luensmann, RP  
 Steven Reveles, SS  
 2018 Scott Schreiber, 1B  
 Jesse Wilkening, C  
 2019 Cam Chick, DH  
 Aaron Palensky, OF  
 2021 Max Anderson, 3B  
 2022 Emmett Olson, SP

### THIRD-TEAM

2012 Pat Kelly, 2B  
 Kyle Kubat, P  
 Richard Stock, 1B  
 2013 Blake Headley, 3B  
 Kash Kalkowski, 1B  
 Rich Sanguinetti, OF  
 2014 Zach Hirsch, P  
 2015 Josh Roeder, RP  
 2016 Jake Meyers, OF  
 Ben Miller, DH  
 2017 Angelo Altavilla, SS  
 Jake Hohensee, SP

### HONORABLE-MENTION

1978 Pete O'Brien, 1B  
 Gary Nolting, P  
 Tim Carroll, OF  
 1979 Bob Gebler, OF  
 Steve Oakley, OF  
 Jim McManus, P  
 1980 Steve Stanicek, 1B  
 1981 Tim Sinovich, 1B  
 1982 Mark Mauer, DH  
 Todd Oakes, P

Jeff Anderson, P  
 1983 Kurt Eubanks, 2B  
 Turner Gill, SS  
 Reggie Dymally, OF  
 Ben Amaya, C  
 Jeff Carter, OF  
 Jeff Koenigsman, P  
 Jeff Anderson, P  
 1984 Paul Meyers, OF  
 Mark Davis, OF  
 Kurt Turney, OF  
 Kurt Eubanks, 2B  
 Jeff Anderson, P  
 1985 Mike Duncan, 1B  
 Burt Beattie, 3B  
 1986 Burt Beattie, C  
 Todd Bunge, OF  
 1987 Mark Kister, 1B  
 Ken Sirak, SS  
 Ken Ramos, OF  
 John Lepley, SP  
 1988 Tim Pettengill, C  
 1989 Pat Leinen, SP  
 1990 Brian McArn, OF  
 1991 Shawn Buchanan, OF  
 1992 John Izumi, SP  
 Mike Zajeski, SP  
 Dale Hagy, 2B  
 Josh Bullock, SP  
 Steve Boyd, RP  
 1993 Jed Dalton, OF  
 Derek Dukart, 3B  
 Darin Erstad, OF  
 James Garcia, OF  
 Darin Petersen, 2B  
 1994 Jed Dalton, OF  
 Tom Bergan, SP  
 1995 Todd Sears, 1B  
 Scott Wulffing, 2B  
 1996 Todd Sears, 1B  
 Pat Driscoll, SP  
 1997 Steve Fish, SP  
 1998 Bryan Schmidt, SS  
 Matt Schuldt, SP  
 Ken Harvey, DH  
 1999 Shane Komine, SP  
 Jamal Strong, OF  
 Jeff Hedman, DH  
 2000 Jamie Rodrigue, SP  
 Will Bolt, 2B  
 2001 Jeff Blevins, 3B  
 Adam Stern, OF  
 2002 Jeff Blevins, 3B  
 Will Bolt, 2B  
 2003 John Grose, C  
 Alex Gordon, 3B  
 Jake Mullinax, 2B  
 Joe Simokaitis, SS  
 2004 Curtis Ledbetter, 1B  
 Joe Simokaitis, SS  
 2005 Brian Duensing, RP  
 Dustin Timm, RP  
 Ryan Wehrle, 2B  
 2006 Jeff Christy, C  
 Andy Gerch, DH  
 Nick Jaros, OF  
 Jake Opitz, 2B  
 2007 Mitch Abeita, C  
 Andrew Brown, 1B  
 Craig Corriston, 3B  
 Johnny Dorn, SP  
 Luke Wertz, RP  
 2008 Craig Corriston, 1B  
 Dan Jennings, RP  
 Bryce Nimmo, OF

# ACADEMIC HONORS

## COSIDA ACADEMIC ALL-AMERICANS FIRST-TEAM

1999 Erik Mumm, OF  
 2001 John Cole, OF  
 2002 Jeff Leise, OF\*  
 2003 Jeff Leise, OF \*  
 Aaron Marsden, P  
 2006 Brandon Buckman, 1B  
 2010 DJ Belfonte, OF  
 \*- Academic All-American of the Year

## SECOND-TEAM

1970 Gene Stohs, OF  
 Adrian Fiala, C  
 1972 Steve Achelpohl, IF  
 Gene Stohs, OF  
 1980 Steve Oakley, OF  
 1998 Matt Schuldt, RHP  
 2001 Jeff Leise, OF  
 2002 Shane Komine, P  
 2005 Daniel Bruce, OF  
 2011 Casey Hauptman, P

## THIRD-TEAM

1983 Todd Oakes, RHP  
 1985 Mark Kister, C  
 2015 Ryan Boldt, OF  
 2016 Ryan Boldt, OF

## COSIDA ACADEMIC ALL-DISTRICT VII

1997 Erik Mumm, OF  
 1998 Erik Mumm, OF  
 Matt Schuldt, RHP  
 1999 Erik Mumm, OF  
 2000 John Cole, OF  
 2001 John Cole, OF  
 Jeff Leise, OF  
 2002 Shane Komine, P  
 Jeff Leise, OF  
 2003 Jeff Leise, OF  
 Aaron Marsden, P  
 2004 Daniel Bruce, OF  
 2005 Daniel Bruce, OF  
 2006 Brandon Buckman, 1B  
 Bryce Nimmo, OF  
 2008 DJ Belfonte, OF  
 Dan Jennings, P  
 Bryce Nimmo, OF  
 Nick Sullivan, OF  
 2010 DJ Belfonte, OF  
 2011 Cody Asche, 3B  
 Cory Burleson, C  
 Casey Hauptman, P  
 2015 Ryan Boldt, OF  
 2016 Ryan Boldt, OF  
 2017 Chad Luensmann, P  
 2019 Jaxon Hallmark, OF  
 2021 Jaxon Hallmark, OF  
 2022 Griffin Everitt, C

## NCAA POSTGRADUATE SCHOLARSHIP

2005 Daniel Bruce, OF  
 2009 Nick Sullivan, OF

## BIG 12 POSTGRADUATE SCHOLARSHIP

2005 Daniel Bruce, OF  
 2009 Nick Sullivan, OF  
 2011 Casey Hauptman, P

## ACADEMIC ALL-BIG EIGHT FIRST-TEAM

1977 Tim Carroll, OF  
 1978 Tim Carroll, OF  
 1979 Tim Pettit, P  
 Steve Oakley, OF  
 Joe Scherger, OF  
 1983 Todd Oakes, P  
 1984 Bill McGuire, C/P  
 Jeff Koenigsman, P

1985 Bill McGuire, C/P  
 1986 Mark Kister, IF  
 Larry Mims, IF  
 1987 Mark Kister, IF  
 1988 Bruce Wobken, IF  
 1989 Bruce Wobken, IF  
 Mike Zajeski, P  
 1990 Charlie Colon, C  
 1991 Gary Tackett, OF  
 Bill Vosik, 3B  
 1992 Sean McKenna, OF  
 1993 Darin Erstad, OF  
 Matt McKay, 1B  
 Sean McKenna, C  
 Darin Petersen, 2B  
 1994 Darin Petersen, SS  
 Matt McKay, OF  
 Jed Dalton, OF  
 Derek Dukart, 3B  
 1995 Jed Dalton, 3B  
 Darin Erstad, OF  
 Darin Petersen, SS  
 Craig Sanders, RHP  
 Todd Sears, 1B  
 1996 Steve Fish, RHP  
 Jason Fry, OF/RHP  
 Craig Moore, IF  
 Todd Sears, 1B

## ACADEMIC ALL-BIG 12 FIRST TEAM

1997 Jarod Beringer, RHP  
 Brian Doerr, RHP  
 Erik Mumm, OF  
 1998 Jarod Beringer, RHP  
 Erik Mumm, OF  
 Brian Rodaway, LHP  
 Matt Schuldt, RHP  
 1999 Jarod Beringer, P  
 John Cole, OF  
 Scott Fries, P  
 Erik Mumm, OF  
 Brandt Vlieger, SS  
 2000 John Cole, OF  
 Scott Fries, P  
 Brandon Penas, P  
 2001 John Cole, OF  
 Shane Komine, P  
 Jeff Leise, OF  
 Brandon Penas, P  
 Adam Stern, OF  
 Shane Komine, P  
 Jeff Leise, OF  
 2002 Adam Stern, OF  
 Tyler Farst, 1B  
 Jeff Leise, OF  
 Jamie Rodrigue, P  
 2003 Drew Anderson, OF  
 Daniel Bruce, OF  
 Matt Hopper, 1B  
 Jeff Leise, OF  
 Aaron Marsden, P  
 Jamie Rodrigue, P  
 2004 Daniel Bruce, OF  
 Justin Pekarek, P  
 Mike Sillman, P  
 Jeremy Becker, P  
 Dustin Timm, P  
 2005 Daniel Bruce, OF  
 Jeremy Becker, P  
 Brian Duensing, P  
 Dustin Timm, P  
 2006 Brandon Buckman, 1B  
 Bryce Nimmo, OF  
 Nick Sullivan, OF  
 Dustin Timm, P  
 2007 Bryce Nimmo, OF  
 2008 DJ Belfonte, OF  
 Zach Herr, P  
 Dan Jennings, P  
 Jake Mort, 3B  
 Bryce Nimmo, OF

Nick Sullivan, OF  
 Jeff Tezak, DH  
 2009 DJ Belfonte, OF  
 Matt Freeman, RHP  
 Casey Hauptman, RHP  
 Jake Mort, 3B  
 Cody Neer, C  
 Eric Rose, LHP  
 Nick Sullivan, OF  
 Jeff Tezak, 2B  
 2010 Cody Asche, 3B  
 DJ Belfonte, OF  
 Boomer Collins, OF  
 Tyler Farst, 1B  
 Casey Hauptman, P  
 Michael Mariot, P  
 Mike Nesseth, P  
 2011 Cody Asche, 3B  
 Cory Burleson, C  
 Casey Hauptman, P  
 Zach Hirsch, P  
 Kale Kiser, OF  
 Tom Lemke, P  
 Tyler Niederklein, P  
 Matt Freeman, P  
 Eric Rose, P

## SECOND-TEAM/HONORABLE-MENTION

1997 Matt Drevo, LHP  
 Craig Moore, OF/IF  
 1999 Will Bolt, 2B  
 Adam Stern, OF  
 Brandt Vlieger, SS  
 2001 Thom Ott, P  
 Jamie Rodrigue, P  
 2002 Will Bolt, 2B  
 Steve Hale, P  
 2003 Josh Birmingham, INF  
 Curtis Ledbetter, DH/OF  
 2004 Curtis Ledbetter, 1B  
 John Grose, C  
 Jake Mullinax, 2B  
 Phil Shirek, P  
 2005 Phil Shirek, P  
 2006 Luke Wertz, P  
 2007 Matt Foust, P  
 Jake Mort, INF  
 Luke Wertz, RHP  
 2008 Jake Opitz, 2B  
 Thad Weber, RHP  
 2009 Tyler Farst, 1B  
 Michael Mariot, RHP  
 2011 Chase Adams, P  
 Kurt Farmer, 1B  
 Josh Scheffert, OF  
 Khris Tate, P  
 Patric Tolentino, C  
 Dylan Vogt, P

## ACADEMIC ALL-BIG TEN

2012: Luke Bublitz, Cory Burleson,  
 Chad Christensen, Kurt Farmer,  
 Ryan Hander, Zach Hirsch, Jon  
 Keller, Ty Kildow, Tyler King,  
 Kale Kiser, Tom Lemke, Tyler  
 Niederklein, Bryan Peters, Josh  
 Scheffert, Dexter Spitsnogle, Sam  
 Stucky, Dylan Vogt  
 2013: Luke Bublitz, Aaron Bummer,  
 Chad Christensen, Taylor Fish,  
 Ryan Hander, Blake Headley, Zach  
 Hirsch, Ty Kildow, Tyler King, Kyle  
 Kubat, Tyler Niederklein, Bryan  
 Peters, Josh Scheffert, Logan  
 Thune, Dylan Vogt  
 2014: Luke Bublitz, Aaron Bummer,

Jeff Chesnut, Taylor Fish, Blake  
 Headley, Zach Hirsch, Colton  
 Howell, Ty Kildow, Tyler King, Kyle  
 Kubat, Tanner Lubach

2015: Ryan Boldt, Jeff Chesnut,  
 Christian Cox, Wes Edrington,  
 Taylor Fish, Blake Headley, Max  
 Knutson, Kyle Kubat, Matt Leuty,  
 Tanner Lubach, Ben Miller, Steven  
 Reveles, Chance Sinclair

2016: Ryan Boldt, Jeff Chesnut,  
 Elijah Dilday, Reece Eddins, Zack  
 Engelken, Taylor Fish, Garrett King,  
 Max Knutson, Jake McSteen,  
 Jake Meyers, Ben Miller, Steven  
 Reveles, Jake Schleppenbach,  
 Scott Schreiber, Mitch Steinhoff

2017: Brady Childs, Reece Eddins,  
 Nate Fisher, Ethan Frazier, Alex  
 Henwood, AJ Johnson, Chad  
 Luensmann, Jake McSteen,  
 Jake Meyers, Ben Miller, Robbie  
 Palkert, Jake Schleppenbach, Scott  
 Schreiber, Mike Waldron, Jesse  
 Wilkening

2018: Joe Acker, Luis Alvarado,  
 Brison Cronenbold, Carter Cross,  
 Connor Curry, Reece Eddins,  
 Zack Engelken, Nate Fisher,  
 Ethan Frazier, Mojo Hagge, Alex  
 Henwood, Zac Luckey, Chad  
 Luensmann, Jake McSteen, Zac  
 Repinski, Luke Roskam, Scott  
 Schreiber, Mitch Steinhoff, Paul  
 Tillotson, Matt Warren, Jesse  
 Wilkening

2019: Joe Acker, Connor Curry,  
 Reece Eddins, Nate Fisher, Ethan  
 Frazier, Jaxon Hallmark, Gunner  
 Hellstrom, Alex Henwood, Chad  
 Luensmann, Robbie Palkert, Luke  
 Roskam, Max Schreiber, Kennet  
 Sorenson, Paul Tillotson

2020: Joe Acker, Mike Addante,  
 Bo Blessie, Cam Chick, Carter  
 Cross, Connor Curry, Drew Gilin,  
 Mojo Hagge, Jaxon Hallmark,  
 Gunner Hellstrom, Trey Kissack,  
 Aaron Palensky, Ty Roseberry, Luke  
 Roskam, Max Schreiber, Spencer  
 Schwellenbach, Gareth Stroh, Paul  
 Tillotson

2021: Joe Acker, Leighton Banjoff,  
 Ethan Bradford, Braxton Bragg,  
 Hunter Cerveny, Cam Chick,  
 Logan Foster, Mojo Hagge, Jaxon  
 Hallmark, Gunner Hellstrom,  
 Trey Kissack, Quinn Mason, Luke  
 Roskam, Max Schreiber, Spencer  
 Schwellenbach

2022: Garrett Anglim, Leighton  
 Banjoff, Ethan Bradford, Braxton  
 Bragg, Jake Bunz, Efray Cervantes,  
 Cam Chick, Griffin Everitt, Koty  
 Frank, Quinn Mason, Brice  
 Matthews, Emmett Olson, Tyler  
 Palmer, Luke Sartori, Jack Steil,  
 Will Walsh, Drew Wessel

# NEBRASKA BASEBALL LETTERWINNERS

## A

Abeita, Mitch .....2007-08  
 Abrahamowicz, Andrew .....2018  
 Abramavicius, Jason .....1989  
 Abrams, Darren .....1987  
 Achelpohl, Steve ... 1969-70-71-72  
 Acker, Joe .....2017-18-19-20-21  
 Adair, Derek .....1997  
 Adams, Bill .....1968  
 Adams, Chase .....2010-11  
 Adams, Trey .....2005  
 Adams, Percy .....1904  
 Addante, Mike .....2018-19-20  
 Akisada, Bryant .....1973-74-75  
 Alderman, Kurt .....1993  
 Allen, Jason .....1995-96  
 Allen, Jeff .....1989  
 Altavilla, Angelo .... 2016-17-18-19  
 Alvarado, Luis .....2015-16-17-18  
 Amaya, Ben .....1982-83  
 Amen, Paul .....1936-37-38  
 Anderson, Clyde .....1921-22  
 Anderson, Dale .....1961-62-63  
 Anderson, Drew .....2001-02-03  
 Anderson, Edgar .....1990-91  
 Anderson, Erik .....2008-09  
 Anderson, Jeff .....1981-82-83-84  
 Anderson, Lawrence .....1939  
 Anderson, Max .....2021-22  
 Anderson, Richard . 1973-74-75-76  
 Andresen, Roy .....1925  
 Andrews, Harris .....1937-38  
 Anglim, Garrett .....2022  
 Arensdorf, Marvin .....1956  
 Armatiss, Henry .....1929-30-31  
 Armenta, Jonas .... 1994-95-96-97  
 Arnold, Tevis .....1997-98  
 Arntzen, Brian .....1990-91  
 Arries, Byron .....1923  
 Artman, Allen .....1942  
 Asche, Cody .....2009-10-11  
 Athey, Jeff .....2017-18  
 Aurit, Scott .....1997  
 Avery, G.H. ....1894

## B

Baack, Wilbur .....1946  
 Backhaus, Murray .. 1952-53-54-55  
 Bahnsen, Stan .....1965  
 Bailey, Adam .....2009-10  
 Bailey, Jim .....1999-2000  
 Bailey, Russell .....1920-21  
 Bailor, Dave .....1982-83  
 Baker, Howard .....1935-36-37  
 Baker, Joe .....1970-71-72  
 Banjoff, Leighton .....2020-21-22  
 Banuelos, Brandon .....1997  
 Barnes, David .....1993  
 Barnes, F.E. ....1892-94  
 Barta, Frank .....1904-05-06  
 Barth, Phil .....1960  
 Batenhorst, Boyd .....1975-76  
 Batiste, Terrance .....1988  
 Bauder, Kenneth .....1974  
 Bauer, Chris .....1994-95  
 Bauer, Forrest .....1934  
 Bearinger, Jarod ... 1996-97-98-99  
 Beattie, Burt .....1984-85-86  
 Beauchamp, Jason .....1992  
 Becher, Richard .....1960-61-62  
 Becker, Don .....1954-55  
 Becker, Jeremy .....2002-03-04-05

Beckmann, Dennis .....1969  
 Beckman, Milton .....1935  
 Beckoff, A.H. ....1913  
 Beede, Brett .....1985  
 Beeson, Tom .....1977  
 Behne, Ernest L. ....1950  
 Beideck, John .....1956-57  
 Bekins, Melvin .....1920-21  
 Belcher, Kevin .....2004  
 Belfonte, DJ .....2007-08-09-10  
 Bell, J.H. ....1900-01-02  
 Bell, Beuford .....1924  
 Bellamy, Frank .....1907-08  
 Bellows, Mike .....1994  
 Beltzer, J.E. ....1904  
 Beltzer, O.A. (Buck).... 1907-08-09  
 Bender, John R. .... 1901-02-03-04  
 Benedict, Bruce W. ....1896  
 Benedict, H.M. ....1897  
 Benish, Randall .....1974-75-76  
 Benjamin, Bobby .....1988-89-90  
 Benson, Chandler .....2022  
 Bent, Andy .....2000  
 Bergan, Tom .....1993-94  
 Berquist, Roy .....1917  
 Betancourt, Sergio .....1995-96  
 Bethell, Peter .....1972  
 Betts, Lloyd .....1929  
 Bilyeur, Aaron .....1989-90-91  
 Bird, Erik .....2006-07-08-09  
 Birmingham, Josh .....2002-03  
 Bittner, Clyde .....1930  
 Blaesing, Jeff .....2001-02  
 Blake, C.W. ....1907  
 Blankenship, L. Milton .....1922  
 Blatchford, Dilworth.... 1947-48-49  
 Blessie, Bo .....2019-20  
 Blessie, Brian .....1996  
 Blevins, Jeff .....2001-02  
 Bliss, R.W. ....1899-1900  
 Bloodgood, Elbert L. ....1924  
 Boever, Dan .....1982-83  
 Boever, David .....1989  
 Bohanan, Ryan .....2005  
 Boldt, Ryan .....2014-15-16  
 Bolen, E.N. ....1899-1900  
 Bolen, Robert .....1946  
 Bolt, Will .....1999-2000-01-02  
 Bolz, Tim .....1967  
 Bonesio, Ryan .....2002  
 Bonistall, Ernie .....1961-62-63  
 Borgogno, Mate .....1988  
 Borman, Ivan .....1936-37-38  
 Bornschlegl, Larry .....1963-64-65  
 Bottorff, Roger .....1955-56-57  
 Boyd, Steve .....1992-93  
 Boyle, G. Patrick .....1942  
 Boyton, Luke .....2020  
 Bowman, Drew .....2007  
 Bowden, Johnny .....2004  
 Boyer, Jesse .....2004-05  
 Bradford, Ethan .....2020-21-22  
 Bradley, Jarron .....1987  
 Brady, J.H. ....1894  
 Bragg, Braxton .....2020-21-22  
 Brand, Robert .....1966-67-68  
 Brenning, Rich .....1965  
 Bright, Harold .....1979-80-81-82  
 Brockett, Jackson .....2022  
 Broekemeier, Joe .....2009  
 Brohawn, Troy .....1992-93-94  
 Brown, Andrew .....2006

Brown, Don .....1955-56  
 Brown, Lewis .....1930-31  
 Bruce, Daniel .....2002-03-04-05  
 Bubak, Kyle .....2009-10  
 Bublitz, Luke .....2010-12-13-14  
 Buchanan, Shawn ... 1988-89-90-91  
 Buckman, Brandon .....2005-06  
 Buehrer, David .....1973-74-75-76  
 Bullock, Josh .....1990-91-92  
 Bullock, Trevor .....2000  
 Bummer, Aaron .....2012-13-14  
 Bunge, Todd .....1986-87  
 Bunsen, Dale .....1951  
 Bunz, Jake .....2021-22  
 Burkamper, Derek... 2014-15-16-17  
 Burke, Tim .....1978-79-80  
 Burleson, Cory .....2009-10-11-12  
 Butcher, Matt .....1983  
 Burch, Jason .....2001-02-03  
 Byers, Waylon .....2000-01-02

## C

Caley, J.L. ....1917  
 Callan, Dean .....1942  
 Camp, Bob .....1949-50  
 Campbell, C.C. ....1898-99  
 Carman, Frank .....1921-22-23  
 Caron, Josh .....2022  
 Carr, Earl .....1921-22  
 Carroll, R.M. ....1906-07-08-09  
 Carroll, Tim .....1977-78  
 Carsten, Reed .....1935  
 Carstensen, Earl .....1935  
 Carter, Jeff .....1982-83-84-85  
 Castro, Gus .....1995  
 Cederdahl, James .....1953-54-55  
 Cerney, A.V. ....1920  
 Cerv, Bob .....1947-48-49-50  
 Cervantes, Efray .....2021-22  
 Chamberlain, Joba .....2005-06  
 Chandler, Charles D. ....1892-93  
 Chandler, Sean .....2016  
 Chavez, Chris .....1980-81  
 Chesnut, Jeff .....2013-14-15-16  
 Chick, Cam .....2019-20-21-22  
 Childs, Brady .....2016-17  
 Christoph, Richard .....1953  
 Christensen, Austin .....2014-15  
 Christensen, Chad . 2010-11-12-13  
 Christo, Drew .....2022  
 Christy, Jeff .....2005-06  
 Churchich, Ely .....1959-60  
 Churchich, Jeff .....1983  
 Churchich, Mike .....1967  
 Churchich, Bob .....1966-67  
 Clark, J.M. ....1908-09-10  
 Clarke, Darnell .....1980-81  
 Cline, James A. ....1908  
 Cole, John .....1999-2000-01  
 Collins, Boomer .....2009-10  
 Collins, Francis .....1996-97  
 Collins, Melvin .....1922-24-25  
 Colon, Charles .....1988-89-90  
 Combs, Kelly .....1979-80  
 Conte, Derrick .....2001  
 Cook, Steve .....1995  
 Cooke, H.T. ....1904-09  
 Cooper, Bob Eugene .....1942  
 Cooper, Khiry .....2009-10-11  
 Copenhagen, Ralph .....1934  
 Corriston, Craig .....2007-08  
 Cortelyou, S.V. ....1902-03

## D

Dakan, Wilfred .....1934  
 Dalton, Jed .....1992-93-94-95  
 Dalton, Josh .....1996  
 Damkroger, Maury .....1972  
 Darby, Austin .....2012-13-14-15  
 Davis, Mark .....1982-83-84-85  
 Davison, Charles M. ....1930-31  
 Davison, Minot .....1931  
 Decker, Robert .....1952  
 DeLeon, Christian .....2013-14  
 Dempcy, Harold .....1931  
 Denker, William .... 1947-48-49-50  
 Denning, Reuben .....1937-38-39  
 Denslow, Lloyd .....1906-08  
 DePutron, Ray .....1900-01-02  
 Di Grandi, Vince .....1990-91  
 DiBenedetti, Mark .....1978  
 Diederich, Sayer .....2020  
 Diers, Bob D. ....1950-51-52  
 Dietz, Craig .....1980  
 Dilday, Elijah .....2015-16  
 Dinges, Thomas .....1991-92  
 Dingledine, John .....1977  
 Dixon, Dan .....1978  
 Doane, B.L. ....1900-01-02  
 Dobbbs, Mike .....1983-84-85-86  
 Doerr, Brian .....1997  
 Dohrmann, Elmer .....1936-37-38  
 Dolney, Aaron .....2020  
 Dolsky, Nick .....2011  
 Domeier, Ervin .....1925  
 Dorn, Johnny .....2005-06-07-08  
 Dopp, Terry .....1976-77  
 Dort, Charles L. ....1906  
 Douglas, Ron .....1962-63-64  
 Dowling, H.P. ....1892  
 Downing, Brian .....1998  
 Drevo, Matt .....1997  
 Driscoll, Patrick .....1996-97  
 Dudgeon, John .....1907-08-09  
 Duebelbeis, Kenny .....1997-98  
 Duensing, Brian .....2002-03-05  
 Duff, Wally .....1963-64  
 Dukart, Derek .....1993-94  
 Duncan, Michael B. .... 1983-84-85  
 Dunn, Gerald .....1951-52-53  
 Dunne, Gilbert .....1957-58-59  
 Durham, Clifton ... 1995-96-97-98  
 Dymally, Reggie .....1983

## E

Eckley, Chris .....1991

# NEBRASKA BASEBALL LETTERWINNERS

Eddins, Reece.....2015-16-17-18-19  
 Edlefsen, Steve.....2006-07  
 Edrington, Wes.....2013-15  
 Ehlers, Logan.....2011  
 Ekstrom, Fred.....1924-25  
 Elgert, Pat.....1969-70-71  
 Engelken, Zack.....2015-16-18  
 English, Lowell.....1938  
 Ernst, Tom.....1961-62-63  
 Erstad, Darin.....1993-94-95  
 Erway, Don.....1956  
 Eubanks, Kurt...1981-82-83-84-85  
 Evans, Rick.....1980-81  
 Everitt, Griffin.....2021-22  
 Ewart, R.L.....1898  
 Eymann, Brandon.....2001-02  
 Eymann, Kirk.....1974-75-76-77

**F**

Faiman, John.....1963  
 Fairchild, Wayne.....1930  
 Fairley, Craig.....1990  
 Fanucchi, Paul.....1990  
 Farmer, Kurt.....2010-11-12  
 Farst, Tyler.....2008-09-10  
 Faust, Cliff.....1977-78-79-80  
 Federico, Joe.....1987-88  
 Feekin, Caleb.....2020-21-22  
 Fenlon, J.A.....1904-06  
 Fiala, Adrian.....1968-69-70  
 Finlay, E.C.....1901  
 Fish, Steve.....1996-97  
 Fish, Taylor.....2012-13-14-15-16  
 Fisher, Nate.....2015-17-18-19  
 Fitzgerald, Bill.....1951  
 Fitzgibbon, John.....1941  
 Flasnack, Don.....1936  
 Flock, George.....1964-65  
 Flock, W.M. Dean.....1959  
 Flory, R.D.....1913  
 Foster, Logan.....2021  
 Foust, Matt.....2005-06-07  
 Fowler, Doak.....1973-74-75  
 Frank, Koty.....2021-22  
 Frank, Owen A.....1910-13  
 Frankfurt, Wallace.....1931  
 Franklin, John.....1986-87  
 Frazier, Ethan.....2016-17-18-19  
 Freeland, E.L.....1907  
 Freeman, Matt.....2008-09-10-11  
 Frei, Milton.....1952  
 French, Kevin.....1989-90  
 Frieauf, Brent.....1983-85  
 Friel, W.M.....1897-98  
 Fries, Scott.....1999-2000  
 Fry, Jason.....1995-96  
 Furby, Allen.....1967-68  
 Furnish, Brad.....2004  
 Fusilier, Brandon.....2003-05

**G**

Gabelman, Warren.....1940-41-42  
 Gaddis, E.B.....1906  
 Gaines, R.H.....1901-02  
 Gappa, David.....1993-94-95  
 Garcia, James.....1992-93  
 Garvey, Neal.....1969-70  
 Garza, Armando.....1990  
 Gaston, Kenneth.....1929  
 Gaughan, Joe.....1964-65  
 Gebler, Robert.....1977-78-79  
 Gehrke, Steve.....1980-81-82-83  
 Geier, Richard.....1954-55-56

George, Edwin.....1936-37-38  
 Gerch, Andy.....2005-06-07  
 Gewecke, Steve.....1987  
 Gibbs, Russell A.....1923-24  
 Giles, William.....1952-54-55  
 Gilin, Drew.....2019-20  
 Gill, Turner.....1983  
 Giller, Kurt.....2010  
 Gilmore, Glen.....1969-70-72  
 Gleason, Bob.....1959  
 Glismann, Norm.....1974-75-76  
 Gloystein, Elroy.....1947-48-49  
 Goguen, Phil.....1986-87-88  
 Gomes, Colby.....2019-20-22  
 Gomes, Justin.....1995-96  
 Gonzalez, David.....1994  
 Gordon, A.E. .1896-97-98-99-1900  
 Gordon, Alex.....2003-04-05  
 Gore, Roscoe.....1904  
 Gorsett, Luke.....2006  
 Gottsch, Virgil.....1953-54  
 Gozart, Aaron.....2000  
 Grace, Harvey.....1929-30  
 Gradoville, Frank.....1925  
 Graham, Max.....1934-35  
 Greco, Bob.....2014  
 Green, Charles.....1966-67  
 Greenlaw, Willie.....1955-56  
 Greenslit, Roy.....1909-10  
 Griego, Bob.....1968-69-70  
 Grogan, Robert.....1947-48-49-50  
 Grose, John.....2002-03-04  
 Gross, Kip.....1986  
 Gullion, Joe.....2003

**H**

Haas, Mark.....1979-80  
 Haas, Paul.....1974-75-76-77  
 Haas, Stan.....1978-79-80  
 Hadley, Mark.....1980-81  
 Hagge, Mojo.....2017-18-19-20-21  
 Hagy, Dale.....1991-92  
 Hakel, Nolan.....2018  
 Halbeison, Harold.....1929-30  
 Hale, Steve....1999-2000-01-02-03  
 Haley, Mark.....1980-81  
 Hallmark, Jaxon.....2018-19-20-21  
 Hander, Ryan.....2010-11-12-13  
 Hansen, Mike.....1978  
 Harlander, Mike.....1979-80-81  
 Harmelink, Mike.....2005-06  
 Harney, Ed.....1925  
 Harney, Roy.....1917  
 Harrington, Kevin.....1997-98  
 Harris, Jerry.....1960-61  
 Harris, Martin Dell.....1937-38-39  
 Harris, Randy.....1964-65-66  
 Harrison, Phillip.....1984-86  
 Harte, Lloyd.....1913  
 Harvey, Ken.....1997-98-99  
 Hartzell, Larry.....1996  
 Haskell, Ross.....1913  
 Hatasaki, Joe.....2008  
 Hauptman, Casey...2008-09-10-11  
 Havekost, Ron.....1961-62-63  
 Hawkins, Caleb.....2013  
 Hawkins, Corbin.....2022  
 Hays, Don.....1949  
 Hays, Hobart.....1947-48-49-50  
 Headley, Blake.....2012-13-14-15  
 Heald, H.C.....1892-94  
 Healey, Gary.....1974-75-76

Hedman, Jeff.....1998-99  
 Heflin, Curtiss.....1985-86  
 Hegwood, Fred.....1946-47-48-49  
 Heinzelman, Robert.....1942  
 Held, Sidney.....1940-41  
 Helfand, Eric.....1988  
 Hellstrom, Gunner..2018-19-20-21  
 Helmsing, Jack.....1948  
 Hendricks, Bill.....1981-82-83-84  
 Hendricks, Ron.....1983-84  
 Henne, Jon.....1975-76-77-78  
 Henry, Paul.....1988  
 Henwood, Alex.....2016-17-18-19  
 Hergenrader, Bob.....1964-65-66  
 Herndon, Clarence.....1941  
 Herr, Zach.....2006-07-08  
 Hesse, Chris.....1994  
 Hesse, Josh.....2000-01  
 Hetzel, George.....1908  
 Hevner, Enlowe.....1958-59  
 Hightower, Mark.....2005-06-07  
 Hill, Roger.....1981-82  
 Hill, Scott.....1986  
 Hirsch, Zach.....2011-12-13-14  
 Hirschberg, Pat.....2011  
 Hoadley, S.A.....1917  
 Hoegemeyer, Leonard.....1934-37  
 Hohensee, Jake.....2014-15-17-18  
 Hoffart, Darren.....2002  
 Hoffmaier, Fran.....1952-53-54-55  
 Holland, Lyle.....1924  
 Holmes, C.E.....1892  
 Holmes, Tom.....1981-82-83-84  
 Honnor, Mark.....1982-84-86  
 Hood, Byron.....2016-17-18-19  
 Hood, CJ.....2022  
 Hood, Guy.....1901-02-03  
 Hooper, Scott.....1981-82-83-84  
 Hopper, Matt.....2000-01-02-03  
 Hoppes, Michael.....2013  
 Howell, Colton.....2013-14-15-16  
 Hroch, Chance.....2021  
 Hrubesky, C.G.....1907  
 Huber, Travis.....2012  
 Hubka, Ernest.....1920  
 Hubka, L.J.....1924  
 Hughes, Ryan.....2010  
 Humphrey, Chris.....1989  
 Hunt, Brian.....1997-98  
 Hunter, Jeff.....1979-80  
 Hurley, Clifford.....1940  
 Husman, John.....1971

**I**

Izumi, John.....1991-92

**J**

Jackson, Core.....2022  
 Jackson, Dean.....1941-42-46  
 Jackson, Kerrick.....1997  
 Jacobs, Harold.....1946-47  
 Jacobsen, Vincent.....1935-36-37  
 Jadlowski, Bill.....1974  
 Jamison, Max B.....1913  
 Janda, Ray.....1923-24-25  
 Jardine, Earl.....1925  
 Jaros, Nick.....2006  
 Jeffries, Jim.....1983  
 Jenkins, Bob H.....1950  
 Jenkins, Eugene.....1995-96  
 Jenkins, Pete.....1996  
 Jennings, Dan.....2006-07-08  
 Jennings, Melvin M.....1908

Jensen, Bill E.....1950-51  
 Jensen, Brett.....2004-05-06  
 Jernigan, Frankie.....1989  
 Jessen, Luke.....2022  
 Jhonette, Ron.....1967-68-69  
 Johnson, AJ.....2016-17  
 Johnson, Brian.....1998-99  
 Johnson, Dan.....2000-01  
 Johnson, Delos.....1937-38  
 Johnson, Jeff.....1982  
 Johnson, Julius.....1903  
 Johnson, Curtis.....1964-65  
 Johnson, Marcel.....1988  
 Johnson, N.A.....1898  
 Johnson, Patrick.....1994-95  
 Johnson, Rocky.....1986-87-88  
 Johnson, Steve.....1967-68  
 Johnston, Dan.....2008  
 Jones, Willie.....2001  
 Jordan, Kevin.....1990  
 Jordan, Malcolm.....1991  
 Jorgensen, Dennis.....1968-69-70  
 Joyce, Richard.....1939  
 Joyce, Robert.....1934-35

**K**

Kalkowski, Kash.....2009-11-12-13  
 Kane, James.....1956-57-58  
 Karle, Al.....1956-57-58  
 Keller, Jon.....2011-12  
 Keith, Braden.....2004  
 Kelley, Anthony.....1981-82-83  
 Kelly, Pat.....2012-13-14  
 Kent, Brian.....1999  
 Kerkhoff, Nate.....2009  
 Keyes, Marshall.....1929  
 Kildow, Ty.....2012-13-14  
 Kimura, Danny.....1998-99  
 Kindler, George.....1896-97-98  
 King, Garrett.....2015-16  
 King, Jeff.....1976-77  
 King, Richard.....1983-84-85-86  
 King, Tyler.....2011-12-13-14  
 Kingsbury, R.D.....1899  
 Kinnamon, William.....1946  
 Kiser, Kale.....2009-10-11-12  
 Kissack, Trey.....2020-21  
 Kissler, Wayne.....1966-67-68  
 Kistaitis, Dale.....1987-88-89-90  
 Kister, Mark.....1985-86-87  
 Klapperich, Casey.....2006  
 Klausung, Jon.....2004-06  
 Klein, Ervine.....1937  
 Klein, Erwin.....1941  
 Klemke, Cole.....2016  
 Klenke, Ben.....2017-18-19  
 Kline, Ben.....2008-09  
 Kline, Leonard.....1920  
 Knust, Chris.....1982-83-84  
 Knust, Michael.....1997  
 Knutson, Max.....2014-15-16  
 Koenigsman, Jeff.....1982-83-84  
 Kohli, John.....1987-88  
 Komine, Shane...1999-2000-01-02  
 Kopf, Delbert R.....1950-51  
 Korinek, Dennis.....1955  
 Kotab, Edward.....1930-31  
 Kriemeier, Tanner.....2011  
 Kroenke, Zach.....2003-04-05  
 Kryger, Ralph.....1941  
 Kubacki, Jim.....1957  
 Kubat, Kyle.....2012-13-14-15

# NEBRASKA BASEBALL LETTERWINNERS

Kulhanek, Courtney ..... 1991-92  
 Kurosaki, Ryan ..... 1971-72-73  
 Kuta, Scott ..... 1991

## L

Landgren, George ..... 1963-64  
 Lang, Elwell ..... 1924-25  
 Lang, Byrel ..... 1924-25  
 Lanning, Jeff ..... 2006-07  
 Lansangan, Tyler ..... 2011  
 Larkin, Jim ..... 1978  
 Larsen, Scott ..... 1998-99  
 Larsen, Tom ..... 1964  
 Leach, Carl ..... 1942  
 Ledbetter, Curtis ..... 2003-04-05  
 Lee, John ..... 2007  
 Leinen, Patrick ..... 1987-88-89  
 Leise, Jeff ..... 2000-01-02-03  
 LeMaster, Bernard ..... 1939-41-42  
 Lemke, Tom ..... 2010-11-12  
 Lepley, John ..... 1985-86-87-88  
 Lesniewicz, Jeff ..... 1992  
 Letherby, Sam ..... 1902  
 Leuty, Matt ..... 2015  
 Lewellen, Verne ..... 1922-23-24  
 Lewis, Larry ..... 1956-57-58  
 Lieberher, Phil ..... 1986-87  
 Liebmann, M.N. .... 1898  
 Limon, Vinnie ..... 1987-88  
 Linn, John ..... 1920  
 Livingston, Jessie ..... 1931  
 Locke, Roland A. .... 1924  
 Logue, Mickey ..... 1968  
 Lohrberg, Bob ..... 1951-54  
 Lomax, Andy ..... 2004  
 Lubach, Tanner ..... 2013-14-15  
 Luckey, Zac ..... 2018  
 Luensmann, Chad ..... 2016-17-19  
 Luther, Clayton ..... 1964-66  
 Luther, Clyde ..... 1948-49-50-51  
 Lythgoe, Peter ..... 1996-98

## M

Mackey, William ..... 1917  
 Mackie, Drew ..... 2020  
 Madison, Jerry ..... 1989-91  
 Mallette, Claire ..... 1954  
 Mallette, Pat ..... 1952-53  
 Marek, Paul ..... 1969-70  
 Mariot, Michael ..... 2008-09-10  
 Marlay, C.C. .... 1892  
 Marsden, Aaron ..... 2002-03  
 Martin, Brian ..... 1993  
 Martin, Tyler ..... 2019-20-21  
 Maser, Jacob ..... 1929-30-31  
 Maser, Wesley ..... 1946-47-48  
 Mason, John ..... 1981-82  
 Mason, Quinn ..... 2020-21-22  
 Mather, Roy ..... 1909-10  
 Matranga, Dave ..... 1990-91  
 Matthews, Brice ..... 2021-22  
 Mauer, Mark ..... 1982  
 May, A. .... 1913  
 May, Dave ..... 1963-64  
 Mays, Jeff ..... 1985  
 McArn, Brian ..... 1990  
 McCarville, Dawson ..... 2022  
 McClatchey, Dave ..... 1961  
 McCormack, Jim ..... 1969  
 McCormick, Dick ... 1950-51-52-53  
 McCrory, William ..... 1920-21-22  
 McDermott, John ..... 1938-39-40  
 McDiarmid, E.W. .... 1899

McGill, Quinn ..... 2014  
 McGinn, Shaun ..... 1990  
 McGuire, Bill ..... 1983-84-85  
 McGuire, Scott ..... 1992  
 McKay, Jerry ..... 1958  
 McKay, Matt ..... 1993-94  
 McKenna, Sean ..... 1990-91-92-93  
 McManaman, Mark ..... 1980-81  
 McManaman, Steve ... 1975-76-77  
 McManus, Jim ..... 1979  
 McMullen, W.L. .... 1917  
 McSteen, Jake ..... 2015-16-17-18  
 Melford, W.C. .... 1898-99  
 Meliza, L.E. .... 1896  
 Mendoza, Mario ..... 1997  
 Merrill, Kevin ..... 1986-87  
 Merrill, Bubbs ..... 2003  
 Metcalfe, W.B. .... 1909-10  
 Meyer, Matt ..... 1995-96  
 Meyers, Jake ..... 2015-16-17  
 Meyers, Paul ..... 1984-85-86  
 Michka, Ron ..... 1963  
 Mickelson, Derek ..... 1992  
 Milhaven, McGraw ..... 1987-88-89  
 Miller, Ben ..... 2014-15-16-17  
 Miller, C.C. .... 1904  
 Miller, Corey ..... 1996  
 Miller, Doug ..... 1975-76-77-78  
 Miller, Nick ..... 2011  
 Miltenberger, Ron ..... 1974-75  
 Mims, Larry ..... 1984-85-86  
 Mims, Michael ..... 1991  
 Miroshnichenko, Nik ..... 2015  
 Mladovich, Ray ..... 1950-51-52  
 Moore, Craig ..... 1996-97-98-99  
 Moore, M.S. .... 1898-99  
 Morris, Jed ..... 2001-02  
 Morse, C.L. .... 1904-06  
 Mort, Jake ..... 2006-07-08-09  
 Mosser, Todd ..... 1990-91-92  
 Motes, Tom ..... 1939  
 Motley, Mel ..... 1995-96  
 Mueller, Frank ..... 1934  
 Mulligan, Bill ..... 1985  
 Mullinax, Jake ..... 2003-04  
 Mumm, Erik ..... 1996-97-98-99  
 Munger, Glen ..... 1921-22  
 Munson, Robert ..... 1971-72-73  
 Murakami, David ..... 1959  
 Murphy, Jeff ..... 1992  
 Muth, Harlan ..... 1939  
 Myers, Dave ..... 1961-62

## N

Naasz, Steve ..... 1981  
 Nagel, Steve ..... 1975  
 Naiberk, Eldon ..... 1960-61  
 Nappi, Frank ..... 1957  
 Neer, Cody ..... 2008-09  
 Neibauer, Gary ..... 1965-66  
 Nelson, Richard ..... 1959  
 Nelson, William ..... 1953  
 Nesseth, Mike ..... 2008-09-10  
 Newton, Bryan ..... 1986-87  
 Niederklein, Tyler.... 2010-11-12-13  
 Nihsen, Mike ..... 2007  
 Nimmo, Bryce ..... 2005-06-07-08  
 Nollette, Jeff ..... 1991-92-93  
 Nolting, Gary ..... 1977-78-79  
 Novak, Ray ..... 1952-53  
 Novak, Rob ..... 1989  
 Novak, Tom ..... 1948-49-50

Novak, Toni ..... 1948

## O

Oakes, Todd ..... 1982-83  
 Oakley, Steve ..... 1978-79-80  
 O'Brien, Pete ..... 1978-79  
 O'Doherty, Dennis ..... 1972-73-74  
 O'Donnell, Roger ..... 1946  
 O'Neil, Pat ..... 2003  
 Odenreider, Chase ..... 2003  
 Oetgen, Fred ..... 1931  
 Ofstun, John ..... 1990  
 Olmstead, E.H. .... 1909  
 Olmstead, L.B. .... 1910  
 Olson, Emmett ..... 2021-22  
 Olson, Rich ..... 1955  
 Oltman, Earl ..... 1960  
 Only, Bryce ..... 2014  
 Opitz, Jake ..... 2005-06-07-08  
 Orcutt, Edward ..... 1934-35  
 Ornelas, Mason ..... 2022  
 Ossino, Angelo ..... 1941-47-48  
 Ott, Thom ..... 2000-01

## P

Pace, E.O. .... 1892-93-94-96  
 Packard, L.R. .... 1896-97  
 Palensky, Aaron ..... 2019-20  
 Palkert, Robbie ..... 2016-17-18-19  
 Palmer, Tyler ..... 2022  
 Patterson, E.J. .... 1910  
 Patton, Verne ..... 1924-25-30  
 Pekarek, Justin ..... 2001-03-04  
 Penas, Brandon ..... 1999-2000-01  
 Perry, Kyle ..... 2019-20-21-22  
 Perry, Robert ..... 1993  
 Peters, Bryan ..... 2010-11-12-13  
 Peters, Gary ..... 1955-56  
 Peters, J.W. .... 1896  
 Petersen, Darin ..... 1992-93-94-95  
 Peterson, Harlan R. .... 1921-23-24  
 Pettingill, Tim ..... 1987-88  
 Pettit, Tim ..... 1978-79  
 Petty, J.D. .... 1923  
 Petty, John ..... 1920  
 Pflughaupt, Jason ..... 1992-93-94  
 Pickett, John ..... 1920  
 Pickett, Theodore ..... 1929-30  
 Pierce, Brandon ..... 2011-12-13  
 Pizer, Joe ..... 1921-22  
 Pizzo, Sam ..... 1967  
 Placke, Arnold ..... 1970  
 Placzek, Jake ..... 2013-14-15-16  
 Pohlman, Edwin ..... 1934-35-36  
 Pool, Warren ..... 1921  
 Poore, Reed ..... 1934  
 Potter, Brent ..... 2001  
 Povich, Cade ..... 2020-21  
 Powley, Harlan ..... 1948-50  
 Pressley, H.T. .... 1917  
 Pribanic, Aaron ..... 2008  
 Primante, Val ..... 1978-79  
 Prior, Mark ..... 1980-81  
 Pritchard, Michael... 2011-12-13-14  
 Prouty, H.M. .... 1909  
 Purcell, Don ..... 1960-62  
 Purvine, Joe ..... 1989

## R

Raburn, Alex ..... 2017  
 Radcliffe, Craig ..... 1984  
 Radmacher, Tim ..... 2006-07  
 Ramos, Ken ..... 1987-88-89

Randolph, A.M. .... 1894  
 Rank, Tyler ..... 2008-09  
 Ratcliffe, J.F. .... 1910  
 Ray, Lance ..... 1940  
 Raymond, I. .... 1901-02  
 Redfield, Richard ..... 1973-74-75  
 Redmond, Bill ..... 1961-62  
 Reeder, P.E. .... 1896-97-98-99-1900-01  
 Rego, John ..... 1951  
 Reimers, Gary ..... 1956-57-58  
 Reimers, Mark ..... 1981-82  
 Reinmiller, Cleytus ..... 1934  
 Repinski, Zac ..... 2017-18  
 Reveles, Steven ..... 2014-15-16  
 Reynolds, C. .... 1920  
 Reynolds, Robert ..... 1951-52-53  
 Rhea, E.P. .... 1898-99  
 Rhein, Jeff ..... 1991  
 Rhodes, Ed. L. 1898-99-1900-01-02  
 Rhodes, John ..... 1924-25  
 Rice, Clark ..... 1942  
 Richards, Nick ..... 1980-81-82  
 Riddell, John ..... 1917  
 Riddell, Ted ..... 1917  
 Riddle, Adam ..... 2002  
 Rine, C.W. .... 1906-07  
 Ringer, J.D. .... 1900  
 Rivera, Tito ..... 2001  
 Robertson, Quinton ..... 2003-04  
 Robinson, E.N. .... 1897  
 Robinson, Paul ..... 1957  
 Rodaway, Brian .. 1998-99-2000-01  
 Rodman, J.A. .... 1913  
 Rodrigue, Jamie .... 2000-01-02-03  
 Roeder, Josh ..... 2013-14-15  
 Rogers, Richard ..... 1917  
 Rolston, Dirkes ..... 1954-55-56  
 Rombach, Charles ..... 1966  
 Rose, Eric ..... 2009  
 Roseberry, Ty ..... 2019-20  
 Rosenberg, Wm. .... 1931  
 Roskam, Luke ..... 2017-18-19-20-21  
 Roualdes, Jordan ..... 2009-10  
 Roux, John ..... 1964-65-66  
 Row, James ..... 1929-30  
 Rubino, Frank ..... 1939-40  
 Rubino, Robert ..... 1946  
 Ruisinger, Ken ..... 1958-59  
 Russell, R.C. .... 1920-23  
 Russo, John ..... 1978-79  
 Rutledge, Murry ..... 1991  
 Ryan, Joe ..... 1941  
 Ryons, F.B. .... 1896-97-98

## S

St. Clair, Charles ..... 1992-93  
 Salerno, Pat ..... 1961-62  
 Samuels, Tom ..... 1992  
 Sanders, Craig ..... 1992-94-95  
 Sandstedt, James .. 1946-47-48-49  
 Sanger, Rich ..... 1973  
 Sanguinetti, Rich ..... 2012-13  
 Sartori, Luke ..... 2021-22  
 Sauer, Robert ..... 1941  
 Sawyers, Andy ..... 1997-98  
 Scanlan, Daniel ..... 1968  
 Schafer, Greg ..... 1979-80  
 Schanaman, Shay.... 2019-20-21-22  
 Scheffert, Josh ..... 2010-11-12-13  
 Schelby, Floyd ..... 1934  
 Scherger, Joe ..... 1977-78-79-80  
 Schindel, Don ..... 1961-62-63

# NEBRASKA BASEBALL LETTERWINNERS

Schleiger, Bob ..... 1948-49	Sowers, Brett ..... 2008	Tunnison, Gary ..... 1964-65-66	Wythers, Roy ..... 1920
Schleppenbach, Jake .. 2015-16-17	Spiegel, Chuck ..... 1983	Turner, Allan ..... 1935-36	<b>Y</b>
Schleuter, H.C. .... 1907-08	Spiehs, R.D. .... 1999-2000-01	Turney, David ..... 1984	Yingling, Jerry ..... 1975-76
Schmadeke, Lloyd ..... 1937-38-39	Spiehs, Randall ..... 1969-70-71	Twitty, Doug ..... 1989	Yost, Sean ..... 2009-10-11
Schmidt, Bryan ..... 1997	Spitsnogle, Dexter ..... 2012	<b>U</b>	<b>Z</b>
Schmidt, F.A. .... 1906	Spurgeon, Steve ..... 1986-87	Ullstrom, Glenn ..... 1929-30	Zajeski, Mike ..... 1988-89-90-91-92
Schmieding, Orville ..... 1947	Spurlock, Gerald ..... 1934-35-36	Underwood, C. .... 1913	Zander, Phil ..... 2004
Schmode, Alvin ..... 1939-40	Stall, Lloyd ..... 1936	Urban, Quentin ..... 2013	Zangari, Mickey ..... 1966-67
Schneider, Dave ..... 1999-2000	Stanek, Greg ..... 1989	<b>V</b>	Zentic, Leroy ..... 1959-60
Schnoor, Chuck ..... 1978	Stanicek, Steve ..... 1980-81-82	Valasek, Justin ..... 1998	Ziegenbien, Charles ... 1956-57-58
Schoeninger, Tim ..... 2003-04	Starkins, Donny ..... 1998	Van Buskirk, Leonard ..... 1940	Ziegenbien, Rudolph ..... 1922
Scholten, J.D. .... 2002	Steele, Chad ..... 2003-04	Van Linge, Spencer ..... 1996-97	Zubor, Brian ..... 1995-96-97-98
Schoeppel, Andrew F. .... 1921	Steil, Jack ..... 2021-22	Vaughn, Tyler ..... 2004	
Schreiber, Max ..... 2018-19-20-21	Stein, C.G. .... 1904	Vlieger, Brandt ..... 1999-2000	
Schreiber, Scott ..... 2015-16-17-18	Steinhoff, Mitch ..... 2016-17-18	Vogt, Dylan ..... 2010-11-12-13	
Schuldt, Matt ..... 1998	Stenberg, Eugene ..... 1935	Vojtesak, Mike ..... 1979-80-81-82	
Schultz, Scott ..... 1996	Stern, Adam ..... 1999-2000-01	Volz, M.G. .... 1923-24-25	
Schwab, Drew ..... 2006	Stewart, David ..... 2008	Vosik, Bill ..... 1990-91	
Schwellenbach, Spencer ..... 2019-20-21	Stevenson, B.B. .... 1908	Vrbka, Linus ..... 1950	
Scott, Tim ..... 2007	Stevenson, Jim ..... 1965-68		
Sealer, Joel ..... 1987-88	Stickels, Robert ..... 1965-66-67	<b>W</b>	
Searle, Robert ..... 1940	Stock, Richard ..... 2012	Wagner, Matt ..... 2006	
Sears, Todd ..... 1995-96-97	Stohs, Gene ..... 1969-70-71-72	Wahl, Herman ..... 1934	
Seaton, Tim ..... 1991-92	Stork, Floyd ..... 1946	Waldron, Matt ..... 2016-17-18-19	
Sebra, Bob ..... 1981-82-83	Stovall, Jeff ..... 2012	Waldron, Mike ..... 2016-17-18-19	
Sedlak, Reynold ..... 1942	Strasser, Jeff ..... 1994-95	Walker, John ..... 1985	
Seely, Justin ..... 2001-02	Strasser, John ..... 1994	Wall, Jan ..... 1960-61-63	
Seger, Fred ..... 1953-54	Stringer, Corey ..... 2013	Walsh, Will ..... 2022	
Semin, Bob ..... 1959-60	Stroh, Gareth ..... 2020	Walter, Alex ..... 1966-67-68	
Severson, A. Rodell ..... 1935	Stroman, C.F. .... 1891-92-93-94	Wampler, Lloyd ..... 1935-36-37	
Shabala, Adam ..... 1999-2000	Strong, Jamal ..... 1999-2000	Ward, A.W. .... 1907-08-09	
Shapley, Joseph ..... 1990	Stuckey, Sam ..... 2011-12	Warren, Matt ..... 2018	
Sharp, James ..... 1947-48	Stuckey, Tom ..... 1970	Watson, Keegan ..... 2018-19	
Sharpe, Sam ..... 1971-72-73-74	Sturzenegger, A.J. .... 1909-10	Watson, Tony ..... 2005-06-07	
Sharpe, Tony ..... 1966-67	Stych, Jason ..... 1996	Watson, W.B. .... 1907	
Shaw, Marion ..... 1917	Stych, Jeff ..... 1991	Watters, F.E. .... 1910	
Shaw, Milan ..... 1958	Sullivan, Beau ..... 2004	Webb, Roger ..... 1984-85	
Shaw, Roy ..... 1917	Sullivan, Nick ..... 2006-07-08-09	Weber, Thad ..... 2007-08	
Shepherd, Alvie ..... 1993-94-95	Sundstrom, Clemens .. 1936-37-38	Wehrle, Ryan ..... 2005-06-07	
Shirek, Charlie ..... 2006-07	Swansen, Gabe ..... 2022	Wells, A.B. .... 1897-98	
Shirek, Phil ..... 2002-03-04-05	Swanson, Clarence E. .... 1920	Wells, Matt ..... 2003	
Shibata, Dennis ..... 1973	Swanson, Ernest ..... 1940-41-42	Wertz, Luke ..... 2005-06-07	
Shidler, George P. .... 1902	Swett, Rex ..... 1961	Wessel, Drew ..... 2022	
Shockey, Colin ..... 2004	<b>T</b>	Wetterberg, Larry ..... 1973-74	
Short, Jim ..... 1991	Tackett, Gary ..... 1989-90-91	White, Ernest ..... 1937	
Shull, Jack ..... 1951	Tate, Khris ..... 2010-11	Wiles, Chad ..... 1997-99-2000	
Sidell, H.E. .... 1896	Taylor, Jeff ..... 1986-87-88	Wilkening, Jesse ..... 2016-17-18	
Siebler, Dwight ..... 1957-58	Tegtmeier, Doug ..... 1988-89-90	Williams, Chris ..... 2010-11	
Sieck, Keith ..... 1962-63	Tegtmeier, Oscar ..... 1939-40-41	Williams, LaVerne ..... 1929-30	
Sieler, Douglas ..... 1958-59-60	Tezak, Jeff ..... 2007-08-09	Williams, Meredith ..... 1929-30-31	
Sillman, Mike ..... 2001-02-03-04	Thomas, Bobby ..... 1976	Williams, Seth ..... 1996-97	
Simmons, Ronnie ..... 1966	Thompson, Cade ..... 2009-10	Williams, Terry A. .... 1904	
Simokaitis, Joe ..... 2002-03-04-05	Thomsen, Fred ..... 1921-22	Wilson, Dow ..... 1938-39-40	
Sinclair, Chance ..... 2014-15	Thomsen, Thomas ..... 1925	Wilson, H.S. .... 1904	
Sinovich, Tim ..... 1980-81	Thomsen, Vernon ..... 1940	Wilson, Richard ..... 1973	
Sirak, Ken ..... 1987-88-89	Thorell, Greg ..... 1989-90-91	Wimmers, Nick ..... 2022	
Sirianni, Jay ..... 1996-97-98-99	Thorell, William ..... 1990	Winget, Cody ..... 1994-95	
Skillicorn, Dirk ..... 1989-90-91	Thune, Logan ..... 2013	Winter, Keith ..... 1967-68	
Sloan, Clair ..... 1929-30	Tidball, Tom ..... 1968-69-70	Winum, Larry ..... 1975-76-77-78	
Smaha, Clark ..... 1925	Tighe, Mike ..... 1997	Wisch, Kyle ..... 2020	
Smaha, George ..... 1922-23	Tillotson, Paul ..... 2017-18-19-20	Witt, Willard ..... 1929-30	
Smidt, Randy ..... 1982-83	Timm, Dustin ..... 2001-03-04-05	Wobken, Bruce ..... 1986-87-88-89	
Smith, Al ..... 2004	Tolentino, Patric ..... 2010-11	Woita, Julius ..... 1941	
Smith, Elbert ..... 1931	Tolly, Harry ..... 1959-60	Wolff, Frank ..... 1942	
Smith, James ..... 1971-72-73-74	Tomich, Dan ..... 1982	Wondra, Leon ..... 1931-34	
Smith, Jim ..... 1965-66	Tomlin, Matt ..... 1998	Wright, Charles ..... 1952-53	
Smith, M.R. .... 1920	Torczon, Eugene ..... 1957-58	Wright, Dan ..... 2000	
Smith, Steve ..... 1961-62	Towle, Max ..... 1912-13	Wright, Thurman ..... 1947	
Smith, Tim ..... 1989	Townsend, M.E. .... 1901-02-03-04	Wulfing, Scott ..... 1994-95	
Snygg, Russell ..... 1929-30-31	Trimble, F. Cleveland ..... 1935-36	Wynne, Cam ..... 2021	
Solich, Frank ..... 1965	Tromba, Ray ..... 1979-80		
Sorenson, Kennet ..... 2018-19			