

KM-1650 / KM-2050

▶ print ▶ copy ▶ scan ▶ fax

PLAN AHEAD

with multifunctionals designed to grow with your needs



KM-1650 / KM-2050



FLEXIBILITY, RELIABILITY AND EFFICIENCY FOR TODAY AND TOMORROW

Optimising your team's workflow for now and the future is a goal you and every business strive for. Maintaining separate fax, print and copy devices wastes precious resources, takes up space and reduces shared access to information. That's why a compact, integrated, network-ready multifunctional is the ideal solution – but how can you be sure that the multifunctional device you buy today will meet the challenges you face tomorrow?

THE UNIQUE KYOCERA HERITAGE GIVES YOU MANY ADVANTAGES

Kyocera is uniquely positioned to deliver **multifunctionals of the highest quality** thanks to proven expertise in document printing and copying technology. We are also committed to the development of products designed to save you money and help the environment. Reduce, reuse and recycle is the core thought behind all product development.

Long-lasting materials ensure increased reliability and long maintenance cycles. In contrast to many conventional devices, the only consumable you need to replace in Kyocera models is the toner. **Your business saves money**, avoids waste and you run your company as efficiently as possible.

NETWORK SOLUTIONS YOU CAN COUNT ON TODAY AND BUILD ON TOMORROW

The advanced KM-1650 and KM-2050 multifunctional devices present the ideal combination of reliability and flexibility for small to medium-sized enterprises. With **true out-of-the-box network functionality** as standard, they can be configured to fit your

growing business needs with a wide range of optional input and output enhancements. So why compromise? The KM-1650 and KM-2050 deliver all the tools that you need today, with all **the security of knowing that your investment is safe for tomorrow.**

WORKGROUP EFFICIENCY THAT TAKES YOUR BUSINESS FORWARD

The KM-1650 and KM-2050 allow your entire office to benefit from efficiency gains. Both offer speedy **A4 and A3-copy and print functionality plus powerful scanning and faxing options**. The KM-1650 produces 16 A4 sheets per minute in 1,200 dpi quality and offers a standard paper capacity of 350 sheets. The KM-2050, with a standard paper capacity of

650 sheets, is perfect for heavier workloads that demand even faster output, producing 20 A4 print-outs and copies per minute. With a KM-1650 or KM-2050 installed in your office, your teams can develop faster and more efficient ways of getting jobs done – giving everyone more time to concentrate on other tasks.

POWERFUL NETWORK PRINTING

The KM-1650 and KM-2050 are network products that really work towards giving you that all important business edge. **Both offer network printing interfaces as standard**. There is no additional cost of a network interface card and after installation your team can share resources and information immediately. In addition, the inclusion of standard high-speed USB 2.0 and IEEE 1.284 parallel interfaces ensure easy access to the KM-1650 and KM-2050. Both devices also have a CPU that copes with even the most sophisticated

documents, including photographs and graphics, at high-speeds. In addition, the 64MB standard print memory accelerates workflow, supports complex digital functions and can be increased to a powerful 320MB. The KM-1650 and KM-2050 support PCL 6 and offer PostScript 3 emulation. Additionally, support for **PDF direct printing** gives you drag-and-drop convenience. By clicking on the PDF file and selecting “KM-Net Direct Print”, print jobs can be sent to the device without opening the application.



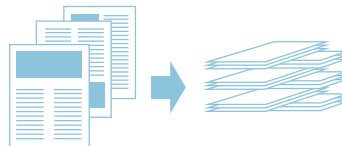
ADVANCED COPY FEATURES

The compact KM-1650 and KM-2050 give you sophisticated high-speed digital copy features. With a warm-up time of under 20 seconds, and a first copy time of 5.9 seconds, the KM-1650 and KM-2050 never keep you waiting. **The standard copier memory of 64MB** allows the device to perform complex digital tasks whilst maintaining the highest possible image quality. Should additional memory be required, it can be upgraded to an impressive 256MB.

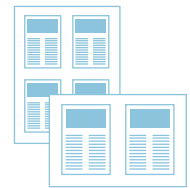
Electric sort mode: Automatic collation of copy jobs means that you will never need to sort multiple copy sets for your colleagues again.



Rotate sort mode: Delivers presorted multiple-copy sets, saving you time. With the inclusion of the optional paper feeder, multiple-copy sets are handled with ease.



Layout mode: Saves paper because images from either 2 or 4 originals can be reduced and then combined in a single copy.



EFFICIENT NETWORK SCANNING

The popularity of email as a communication tool renders the scanning function an extremely useful option. This time-saving function allows your teams to benefit from **efficient document archiving and electronic document distribution**. Scans can be sent directly to any PC or as e-mail attachments in either PDF or TIFF file formats. Moreover, up to 100 email addresses can be stored in the address book and the optional document processor allows you to take advantage of continuous scan functionality for larger documents.

FLEXIBLE FAX FUNCTION

A speedy Super G3 optional fax facilitates quick and efficient document distribution. Once the optional document processor has been installed, double-sided A4 and A3 documents can be sent by fax. If both the network scan and fax options are installed, **network fax transmission and reception is possible**, allowing you to benefit from even greater levels of operational efficiency.


READY TO GROW WITH YOUR NEEDS

Every business is unique. So why settle for a standard solution to your requirements? With the KM-1650 and KM-2050, you can select from the great range of input and output options and configure a tailor-made system to meet your team's needs.



Document processor (DP-410)

Increases efficiency and reduces waiting time with high-speed two sided input of up to 50 pages of originals. You can copy, fax or scan longer documents quickly without having to wait at the device. You just place the documents into the processor, press the start button and leave it to the KM-1650/2050 to do the rest.



Up to three additional 300-sheet paper cassettes (PF-410)

Make large print or copy jobs easy to handle due to less refills and a paper gauge that displays remaining paper levels. Each machine can be fitted with a maximum of four paper cassettes.

Duplex unit (DU-410)

Save paper by producing two-sided print and copy output. The N-up copy function, together with the duplex unit, means you can even put 8 pages on one double-sided page.

Internal finisher (DF-410)

The compact integrated internal finisher saves space and time due to outstanding document finishing capability such as the ability to staple up to 30 sheets automatically.



Job separator (JS-410)

Ensures clear organisation of jobs by keeping up to 100 sheets of print, copy or fax output separate.

KM-1650 AND KM-2050

FEATURE

ADVANTAGE

BENEFIT FOR YOU

16ppm in A4 (KM-1650)
8ppm in A3 (KM-1650)
20ppm in A4 (KM-2050)
10ppm in A3 (KM-2050)

Rapid document output

Increased efficiency for your office, enabling faster working and more time for other tasks

Time to first page of approx. 5.9 seconds

Minimised waiting time at the device

Increased efficiency within the work environment

Network print function as standard

No hidden costs associated with network connection or separate printing options

KM-1650/KM-2050 can be shared for printing by more than one user from the outset

350-sheet (KM-1650), 650-sheet (KM-2050) paper capacity, upgradeable to 1,250 sheets

Fewer paper refills required, additional paper supply for the machine

Increases efficiency, handles different formats of paper with ease and reduces user intervention

Duplex document processor (optional)

Scan or copy up to 50 pages of double-sided originals automatically

Reduces paper consumption and minimises time spent at the device

Kyocera technology

Long-life components

Minimisation of running costs, reduced service intervals, increased reliability and reduced environmental impact

KM-1650 KM-2050

Monochrome A3 multifunctional

The KM-1650 and KM-2050 incorporate extremely durable components that guarantee smooth and reliable operation between service visits. The KM-1650 and KM-2050 keep your operating costs low and productivity high, at the same time ensure minimum impact on the environment.

The KM-1650 and KM-2050 offer standard network printing and copying functions so a workgroup can benefit immediately from increased efficiency.

GENERAL

Technology: Kyocera Laser, Mono component

Type: Desktop

Engine speed:

KM-1650: Max. 16/8 pages per minute A4/A3

KM-2050: Max. 20/10 pages per minute A4/A3

Resolution: 600 dpi x 600 dpi, 256 greyscales (scan/copy),

Fast 1,200 dpi (1,800 x 600 dpi)

Time to first copy: 5.9 seconds or less

Time to first page: 5.5 seconds or less

Warm-up time: 20 seconds or less

Duty cycle:

KM-1650: Max. 20,000 sheets per month

KM-2050: Max. 30,000 sheets per month

Power Source: AC 220V ~ 240V, 50/60Hz

Power Consumption:

KM-1650: Printing: 485W, Stand-By: 105W, Low power: 47W

KM-2050: Printing: 499W, Stand-By: 105W, Low power: 47W

Noise (ISO 7779): Printing: 62dB, Stand-By: 40dB

Dimensions (W x D x H):

KM-1650: 574 x 593 x 502mm

KM-2050: 574 x 593 x 607mm

Weight:

KM-1650: Approx. 41kg

KM-2050: Approx. 47kg

Certification: GS/TÜV/CE

This product is produced according to the quality norm ISO 9001 and the environmental guidelines ISO 14001

PAPER HANDLING

All mentioned paper capacities are based on a paper thickness of max. 0.11mm. Please use paper recommended by Kyocera Mita under normal environmental condition.

Input capacity: 300-sheet universal feeder, 64-105g/m²,

A3, A4, A5, A6, Ledger, Letter, Legal, Folio (KM-1650)

300 x 2 sheet universal feeder 64-105g/m²,

A3, A4, A5, A6, Ledger, Letter, Legal, Folio (KM-2050)

50-sheet multi-purpose tray, 45-160g/m², A3, A4, A5, A6,

Ledger, Letter, Legal, Folio,

Custom (98 x 147 - 297 x 432 mm)

Max. 1,250 sheets (4 paper feeders)

Output capacity: 250-sheet face-down

COPY FUNCTIONS

Max. original size: A3

Continuous copying: 1 - 999

Memory capacity: 64MB standard, Max. 256MB,

1 additional DIMM slot (16, 32, 64, 128MB)

Zoom range: 25 - 200% in 1% steps

Present magnification ratios: 5R / 4E

Digital copy features: Energy save mode, interrupt copy, scan-once-print-many, electronic sort, rotate sort, rotate sort copy^{*1}, automatic paper selection, duplex^{**}, stapling^{**3}, layout mode (2-in-1, 4-in-1), filling copy, split copy, margin shift, border erase, ECOcopy mode, program key mode, department code (100)

Your Kyocera Business Partner:

System Platform

The KM-1650 and KM-2050 delivers outstanding network connectivity and problem-free system administration. Kyocera's single platform technology means that the same driver can be used for every KM print device on the network; from single-user desktop printers to high-end multifunctional systems. Only Kyocera offers this effortless combination of IT sophistication and high-performance paper handling expertise.

PRESCRIBE IIe

With the Kyocera page design and control language, PRESCRIBE IIe, even complex graphics, logos and forms (even multipart forms) can be created independently of the system and saved and updated on the printer. Consequently, integration into print files no longer applies. They are only accessed as required and therefore relieve the load on the network.

Exposure mode: Auto, Manual: 7 steps

Image adjustments: Text + Photo, Text, Photo

^{*1} only KM-1650: Additional paper feeder PF-410 is required

^{**} Additional duplex unit DU-410 is required

^{**3} Additional document finisher DF-410 is required

CONTROLLER PRINT FUNCTIONS (standard)

Processor: PowerPC 750Cxr 300MHz

Memory: 64MB standard, Max. 320MB,

1 additional DIMM slot (32, 64, 128, 256 MB) + Microdrive

Emulations: PCL 6/PCL 5e incl. PjL, KPDL 3 (PostScript 3

compatible) with Automatic Emulation Sensing (AES),

Line Printer, IBM Proprinter X24E, Epson LQ-850, Diabolo 630

Controller language: PRESCRIBE IIe

Fonts: 80 outline fonts (PCL), 136 outline fonts(KPDL3),

1 bitmap font, 45 types of one-dimensional barcodes,

plus two-dimensional barcode PDF-417

Print features: eMPS-for quick copy, proof, and hold private

print, storage and job management functionality with

Microdrive, PDF direct printing

INTERFACES

Standard interface: High-speed bi-directional parallel (IEEE

1284), USB 2.0 (High-speed), 10Base-T/100Base-TX standard,

KUIO LV Option-Interface slot, CF card Option-interface slot,

Microdrive Option-interface slot

Multiple interface connection (MIC): MIC allows for

simultaneous data transfer via up to three interfaces, with

each interface having its own virtual printer.

SCAN FUNCTIONS (optional)

Scan Functionality: Scan-to-PC, scan-to-email,

network TWIN

Scan Speed: Max. 20 originals per minute (600 dpi/A4)

Original type: Text, photo, text + photo and OCR

Maximum scan size: A3

Scan resolution: 600, 400, 300, 200 dpi (256 greyscales)

Applicable PC: IBM PC/AT compatible

Applicable OS: Windows 95, 98, Me, NT4.0, 2000, XP,

Server2003, Mac

Interface: 10/100Base-TX

Network protocol: TCP/IP

Compression format: G4 (MMR)

Image format: TIFF, PDF

Bundled software: Scanner file utility, Address book,

Address editor, TWIN Source, Scan to Mac, PaperPort 8.2

FAX FUNCTIONS (optional)*

^{*}Optional document processor DP-410 is required

Compatibility: ITU-T Super G3

Modem speed: Max. 33.6 kbps

Transmission speed: 3 seconds or less (JBIG)

Scanning speed: 1 second

Typefaces and barcodes

The 80 scalable PostScript fonts provide high flexibility for all applications. A total of 45 integrated barcodes including hash totals are computed automatically by the printer and printed at the desired size, alignment and position.

KM-NET Viewer

KM-NET Viewer is an advanced network management software tool that is compatible with all Kyocera printers and multifunctional products, as well as those of other vendors, by using the standardised protocol SNMP. The settings of all printers on the network can be checked visually and amended from any Windows PC. KM-NET Viewer also acts as a valuable, real-time, early warning system by sending eMail-messages.

CompactFlash® card

The CompactFlash® card offers abundant storage space for typefaces, logos, standard forms and signatures as well as individual API or PRESCRIBE macros.

Scanning density: 8 dot/mm x 3.85 line/mm,

Fine: 8 dot/mm x 7.7 line/mm, Superfine: 8 dot/mm x

15.4 line/mm, Ultrafine: 16 dot/mm x 15.4 line/mm

(with optional memory), halftone

Maximum original size: A3

Compression method: JBIG, MMR, MR, MH

Memory: Standard 4 MB Bitmap (Max. 8MB),

Standard 4MB Image (Max. 32MB)

Fax features: Network faxing*, rotate transmission, duplex

fax reception, confidential, relay and bulletin board,

transmission and reception, N-up reception, mailbox,

remote diagnostics.

^{*}Optional Scan system(F) is required

Bundled software: Address book for fax,

Address editor for fax

OPTIONS

Scan System (F), Fax System (L)

Paper handling

DP-410 Document Processor: 50-sheet, Duplex scan,

45-160g/m², A3-A5R, Folio, Ledger-Statement-R

PF-410 Paper feeder (3 max)

300-sheets, 60-105g/m², A3-A5R, Folio, Ledger-Statement-R

DU-410 Duplex unit:

60-80g/m², A3-A5R, Folio, Ledger-Statement-R

JS-410 Job separator:

100-sheet, 45-90g/m², A3-A5R, Folio, Ledger-Statement-R

DF-410 Document finisher:

500-sheet, 60-105g/m², A3-B5, Folio, Ledger-Statement-R,

Staple(30-sheet), 1 position

Memory

Copy Memory

DIMM memory: Max. 256MB,

1 additional DIMM slot (16, 32, 64, 128MB)

Printer Memory

DIMM memory: Max. 320MB,

1 additional DIMM slot (16, 32, 64, 128, 256MB)

CompactFlash card: 1 slot (8, 16, 32, 64MB), forms,

fonts, logos, macro storage

Microdrive: 1 slot, storage of data, forms, fonts, etc

and eMPS

Fax Memory

MM-13-32: Bitmap (4MB) and Image memory (28MB)

Optional interface

IB-21e Network card: 10Base-T/100Base-TX

SB-110FX Network card: 10Base-T/100Base-TX/100Base-FX,

FibreOptic

SB-140 Network card: 10Base-2/10Base-T/100Base-TX

SB-50 Network card: 10Base-FL, FibreLink

SB-60 Network card: TokenRing STP/UTP

SB-70 Network card: Wireless LAN - IEEE 802.11b

SB-80 Parallel Interface: 2nd Parallel Interface (IEEE 1284)

IB-11 Serial Interface: RS-232C Serial Interface

(up to 115.2kbps)

Others

Platen cover (D)

CB-410 cabinet: High wooden cabinet with storage capacity

CB-415 cabinet: Low wooden cabinet with storage capacity

CONSUMABLES

TK-410 Toner-Kit: Microfine toner for 15,000 pages at 6% A4 coverage

Capacity of starter toner is 3,000 pages at 6% A4 coverage



Kyocera Mita (UK) Ltd, 8 Beacontree Plaza, Gillette Way, READING RG2 0BS
Tel 0118 931 1500, Fax 0118 931 1108, www.kyoceramita.co.uk, kyoceramita@kyoceramita.co.uk

Kyocera Mita does not warrant that any specifications mentioned will be error-free. Specifications are subject to change without notice. Information is correct at time of going to press. All other brand and product names may be registered trademarks or trademarks of their respective holders and are hereby acknowledged.

