



# PLANT REFERENCE GUIDES

SPECIALIZING IN SEASHORE, NATIVE, HEATHER & HEATH,  
AND LANDSCAPE SIZED PLANTS

# Arborvitae

## Shrub

SKU	Botanical Name	Common Name	Size	Notes
T197	<i>Thuja occidentalis</i> 'Fire Chief'	Fire Chief™ Globe Arborvitae	4' x 4'	Orange-Red foliage in winter
T163	<i>Thuja occidentalis</i> 'Hetz Midget'	Hetz's Midget Eastern Arborvitae	4x4'	Globe form, deep green foliage.
T164	<i>Thuja occidentalis</i> 'Little Giant'	Little Giant Globe Arborvitae	2x2'	Globe form, deep green foliage.
T190	<i>Thuja occidentalis</i> 'Woodwardii'	Woodward American Globe	7x15'	Globose form, dark green/brown in winter.
T225	<i>Thuja plicata</i> 'Whipcord'	Whipcord Giant Arborvitae-threadleaf	5x5'	Green cords make a mophead, zone 6.

## Tree

SKU	Botanical Name	Common Name	Size	Notes
T156	<i>Thuja occidentalis</i> 'Degroot Spire'	Degroot Spire American Arborvitae	12x5'	Columnar form, deep green foliage.
T153	<i>Thuja occidentalis</i> 'Elegantissima'	Elegantissima American Arb-gold Tip	30-36'	Pyramidal, new foliage tipped yellow.
T159	<i>Thuja occidentalis</i> 'Hetz Wintergreen'	Hetz Wintergreen American	30x10'	Columnar pyramidal, good green winter color.
T189	<i>Thuja occidentalis</i> 'Jantar'	Jantar Arborvitae-yellow	12'x3'	A golden version of 'Smaragd'
T160	<i>Thuja occidentalis</i> 'Nigra'	Nigra Dark Green American	25x8'	Pyramidal, good dark green through winter.
T165	<i>Thuja occidentalis</i> 'Pyramidalis'	Pyramidal American Arborvitae	30x8'	Narrow pyramidal, formal in outline.
T155	<i>Thuja occidentalis</i> 'Smaragd'	Emerald Green American Arborvitae	15x4'	Narrow compact, pyramidal, bright green year round.
T170	<i>Thuja occidentalis</i> 'Techny'	Techny American Arborvitae	15'	Broad based pyramid, salt tolerant, dark green year round.
T195	<i>Thuja occidentalis</i> 'Yellow Ribbon'	Yellow Ribbon American Arborvitae	10x3'	New growth yellow-orange, maturing green.
T151	<i>Thuja plicata</i> 'Green Giant'	Green Giant Western Arborvitae	50'	Broad pyramidal, bronze in winter.
T290	<i>Thuja plicata</i> 'Steeplechase'	Steeplechase Thuja Plicata	50'	Tight pyramidal form, sport of Green Giant
T231	<i>Thuja plicata</i> 'Zebrina'	Zebrina Giant Arborvitae-variegated	50' x 12'	Green foliage banded with gold
C900	x <i>Cupressocyparis leylandii</i>	Leyland Cypress	60x12'	Arborvitae like, salt tolerant, fast grower, zone 6.

# Azalea

## Deciduous - Hybrid

SKU	Variety	Flower Color & Description		Notes	Ht.	Flowers	Zone
A575	Arneson Gem	orange	yellowy-orange with a red edge	disease resistant foliage	4'	May-June	5
A563	Arneson Ruby Princess	Red	Red frilled	Mildew resistant	3x4'	May	5
A600	Chetco	Yellow	Yellow with orange blotch	Bright color, upright habit	8'	May	5
A640	Gibraltar	Orange	Flame orange	Very showy, ruffled, mildew resistant	8'	May	5
A642	Golden Lights	Yellow	Bright Yellow	Fragrant, mildew resistant	6x6'	May	4
A737	Klondyke	Orange	Yellow-orange	Fragrant, mildew resistant	5'	May	5
A753	Lemon Drop	Yellow	Peach to yellow	Fragrant, fall color - viscosum hyb.	12x10'	July	4
A718	Lemon Lights	Yellow	Lemon-yellow	University of Minnesota hybrid	5'	June	4
A745	Lollipop	Pink	Pink with yellow flair	Fragrant, orange fall foliage	4x5'	June	5
A873	Millennium	Pink	Dark pink	Fragrant, likes well drained soil	5x4'	July	5
A803	Pink and Sweet	Pink	Pink with yellow	Fragrant , red fall foliage, viscosum	4x3'	June	5
A874	Ribbon Candy	Pink	Pink with white stripes	Fragrant, red-orange fall foliage	6-8'	June	4
A864	Weston's Innocence	White	Small white	Fragrant, fall color - viscosum hyb.	10x10'	June	4
A802	Weston's Parade	Pink	Strong pink, orange eye	Fragrant, mildew resistant, bronze fall	12x6'	July	4

## Deciduous - Species

SKU	Variety	Flower Color & Description		Notes	Ht.	Flowers	Zone
A570	atlanticum - Coast	White	White/light pink	Fragrant, blue green leaf	6'	April	5
A596	calendulaceum - Flame	Orange	Orange-yellow color range	Appalachian Mountains native	4-8'	May-June	5
A790	mucronulatum - Korean	Purple	Pale lavender	Earliest to bloom	6'	April	5
A797	periclymenoides (nudiflora)	White	White to pale pink	Fragrant flowers, native to MA	9'	May	4
A823	prinophyllum Marie Hoffman -	Pink	Clear pink	Fragrant, native to the North East	8x8'	May	4
A830	schlippenbachi- Royal	Pink	Light pink	Large flower, orange-red fall foliage	6x6'	May-June	5
A850	vaseyi- Pinkshell	Pink	White to pale pink	Red fall color, native to N Carolina	8'	May	4
A811	viscosum Pink Mist- Swamp	Pink	Clear pink	Spicy fragrance, late flowering	8-10'	May-June	4
A862	viscosum var. Montanum	White	White	Fragrant, stoloniferous	4x4'	June-July	4
A860	viscosum- Native Swamp	White	White	Spicy fragrance, late flowering	8-10'	May-June	4

## Evergreen - Hybrid

SKU	Variety	Flower Color & Description		Notes	Ht.	Flowers	Zone
A559	Aphrodite	Pink	Rose pink	Single 2" flowers	3-5'	May-June	6
A580	Blaauw's Pink	Pink	Salmon Pink	Hose in hose	3-4'	May	6
A650	Bloom-A-Thon Lavender	Lavender	Lavender	Tighter than Encore, smaller flower	6x6'	April, July, Sept	6
A652	Bloom-A-Thon Pink Double	Pink	Pink double	Tighter than Encore, smaller flower	5.5x5.	April, July, Sept	6
A653	Bloom-A-Thon Red	Red	Red	Tighter than Encore, smaller flower	5.5x5.	April, July, Sept	6
A657	Bloom-A-Thon White	White	White	Tighter than Encore, smaller flower	3x3'	April, July, Sept	6
A620	Delaware Valley White	White	White	Single, most popular	3-4'	May	5
A635	Elsie Lee	Purple	Bluish lavender	Double, rounded habit	3-4'	May	5
A955	Encore Autumn Amethyst	Pink	Fuchsia	Blooms spring, repeats August to frost	4x4'	May, fall	6
A975	Encore Autumn Royalty	Purple	Pinkish purple	Hardest Encore, takes sun	4.5x5'	May, fall	6
A950	Encore Autumn Sangria	Pink	Red- pink	Large single flowers	4.5x4'	May, fall	6
A902	Encore Autumn Twist	Pink	White w/pink striations	Plant in sheltered location	4.5x4'	May, fall	6
A648	Fashion	Pink	Deep pink	Hose in hose	6x6'	May	6
A654	Girard Crimson	Red	Crimson	Good sub for Mothers Day	3'	May	5
A655	Girard's Rose	Red	Rose pink	Compact, dark green & glossy	3-5'	May	5
A670	Gumpo Pink	Pink	Soft pink	Low growing, lg. frilled flowers, satsuki	2'	June-July	6
A680	Gumpo White	White	White	Low growing, lg. frilled flowers, satsuki	2'	June-July	6
A686	Hardy Gardenia	White	White	Gardenia like flowers, double	3-5'	June-July	6
A710	Hino Crimson	Red	Brilliant red	Bronze winter foliage, single	3-4'	May	6
A625	Johanna	Red	Red	Crimson fall foliage	4x4'	June	6
A740	Kaempo	Pink	Hot pink	Low spreading, late, satsuki	3'	June-July	5
A735	Karen	Purple	Lavender-pink	Rounded habit, hose in hose	4'	April-May	5
A758	Michael Hill	Pink	Single frilled pink	Low growing, North Tisbury	1.5x4'	June-July	6
A780	Mother's Day	Red	Vivid red	Hose in hose, compact	2-3'	May	5
A796	Nancy of Robin Hill	Pink	Pale pink	Hose in hose, low growing	16x36"	June-July	6
A801	Pleasant White	White	White	Spreading, large single flowers	3x3'	June-July	5
A800	Poukhanensis - Korean	Purple	Lilac purple	Hardy, broad growing	5'	May	5
A805	Poukhanensis comp. - Korean	Purple	Lilac purple	Hardy, broad growing	3-4'	May	5
A659	ReBloom Blush Elegance	Pink	Light pink	Semi-evergreen, recurrent bloomer	2x3'	May-frost	6

<b>A668</b>	<b>ReBloom Cherry Pink Prestige</b>	Pink	Medium pink	Semi-evergreen, recurrent bloomer	1.5x2.	May-frost	6
<b>A665</b>	<b>ReBloom Coral Amazement</b>	Pink	Dark coral	Semi-evergreen, recurrent bloomer	2x3'	May-frost	6
<b>A674</b>	<b>ReBloom White Nobility</b>	White	White	Semi-evergreen, recurrent bloomer	3x4'	May-frost	6
<b>A</b>	<b>Renee Michelle</b>	Pink	Glowing pink	Girard's hybrid	3'	mid	6
<b>A825</b>	<b>Rose Greeley</b>	white	white, hose-in-hose double	flowers have a greenish tint	5'	May	5
<b>A820</b>	<b>Rosebud</b>	Pink	Silvery rose pink	Flower form reminiscent of roses	4'	April-May	6
<b>A829</b>	<b>Salmon Spray</b>	Salmon-	double dark-salmon flowers	vigorous grower	6'	May	5
<b>A834</b>	<b>Silver Sword</b>	Red	Vivid red	Variegated foliage, single	3-4'	May-June	5
<b>A866</b>	<b>Sir Robert</b>	Pink	Pale pink	Long flowering, sub for Gumpo Pink	2-3'	June-July	6
<b>A840</b>	<b>Stewartstonian</b>	Red	Brick red	Red winter foliage, round habit	5x4'	May-June	5
<b>A843</b>	<b>Tradition</b>	Pink	Light pink	Double	3-4'	June	5

# Blueberry

## Highbush - *Vaccinium corymbosum*

SKU	Variety	Ht.	Ripens	Notes	Fruit	Yield
V020	Berkeley	6'	Mid-Late	Resistant to stem blight	Light flavor, large, good storer	5 lbs
V030	Bluecrop	7'	Mid	Most popular cv, fiery red fall foliage	Large and firm, consistent producer	10-20 lbs.
V025	Bluegold	5'	Late	Attractive yellow fall color, yellow winter	Medium size, firm and sweet slightly tart	High
V033	Bluejay	6'	Early -mid	Fiery red fall foliage	Medium size, firm with sweet, mild flavor	10-20 lbs.
V035	Blueray	7'	Mid	Red shades in fall; good red winter	Good flavor, size and yield	10-20 lbs.
V008	Chandler	5'	Mid season	Long harvest time	Large fruit, good flavor	Med
V010	corymbosum	5-6'	Very early	Wild species Highbush	Smaller fruit than cultivars	Light - med.
V045	Coville	4'	Mid-Late	Reliable for fruiting and flavor	Large size, firm and flavorful	5-8 lbs.
V046	Darrow	7'	Mid-late		Large, slightly tart, 2nd to Chandler	Moderate
V048	Duke	6'	Early	Fall colors: good yellows and oranges	Mildly sweet	10-20 lbs.
V050	Earliblue	5'	Very early	Ripens early, handsome fall colors	Large and sweet, reliable producer	5-10 lbs.
V055	Elliott	5-7'	Very late	Good fall color	Large and firm, mild tart flavor; good storer	10-20 lbs.
V060	Jersey	5-7'	Late	Very old cultivar, widely grown	Small, reliable producer	7-10 lbs.
V076	Patriot	6'	Early-mid	Good fall colors	Large, firm good flavor	10-20 lbs.
V015	Pink Lemonade	5'	Mid-late	Good fall foliage; ornamental value	Pink!	Moderate
V077	Rubel	6'	Mid	Old variety	Small, tart with good flavor	Moderate

## Lowbush & Half High - *Vaccinium angustifolium* & hybrids

SKU	Variety	Ht.	Ripens	Notes	Fruit	Yield
V005	angustifolium	6-18"	Mid	Wild species Lowbush	Small size fruit- wild blueberry flavor	Light
V012	x Blueberry Glaze	2-3'	Mid	Boxwood-like foliage and habit	small blackish berries, wild flavor	Good
V099	X Jelly Bean	1-2'	Early-mid	Suitable for containers; seasonally	Super sweet	Moderate

<b>V002</b>	<b>x Northblue</b>	20-30"	Early-mid	Very cold tolerant	Large fruit 2", dark blue,firm	3-7 lbs.
<b>V070</b>	<b>x Northcountry</b>	3'	Early-mid	No pollinator is necessary	Prolific producer, small- medium, Mild wild flavor	2-5 lbs.
<b>V070</b>	<b>x Northland</b>	3-4'	Mid	Good ornamental use, spreading habit	Medium sized soft fruit	High
<b>V007</b>	<b>x Northsky</b>	10-18"	Mid	Very cold hardy	Small fruit- wild flavor	1-2 lbs.
<b>V069</b>	<b>x Peach Sorbet</b>	2-3'	Mid	Peachy, pinky orange to green spring	Rich flavor	Heavy
<b>V079</b>	<b>x Polaris</b>	3-4'	Mid	Good red-orange fall color	Aromatic, tangy-sweet flavor	Good
<b>V004</b>	<b>x Top Hat</b>	16-20"	Mid	Not noted for fruit production	Medium to small size- mild flavor	Very light

# Boxwood

SKU	Botanical Name	Size	Notes
	<i>For blight tolerance see:</i>		<a href="http://plantpathology.ces.ncsu.edu/wp-content/uploads/2013/05/final-2012-cult-susc-summary.pdf">http://plantpathology.ces.ncsu.edu/wp-content/uploads/2013/05/final-2012-cult-susc-summary.pdf</a>
B275	microphylla 'Franklin's Gem'	8' x 4'	Cone-shaped, narrow, upright form, Zone 4.
B270	microphylla 'Green Beauty'	4x4'	Round habit, holds green color in winter, zone 5.
B264	microphylla 'Green Gem'	2x2'	Tidy globe habit, zone 5.
B266	microphylla 'Green Mountain'	5x3'	Pyramidal habit, zone 5.
B267	microphylla 'Green Velvet'	4x4'	Oval habit, zone 5.
B268	microphylla 'Tide Hill'	15"x5'	Spreading habit, green foliage all winter. Zone 5.
B276	microphylla 'Winter Beauty'	3x4'	Mounding habit, hardy to zone 5.
B260	microphylla 'Winter Gem'	3x4'	Oval habit, holds winter color, zone 5.
B350	microphylla Baby Gem	5'	Upright habit, good winter color. Zone 5.
B399	microphylla Chicagoland Green	4x5'	Uniform globe habit, zone 4.
B272	microphylla koreana	2.5'	Spreading habit, hardy to zone 4.
B300	sempervirens	20x20'	Wide upright, zone 5.
B327	sempervirens 'Dee Runk'	12x3'	Very narrow pyramidal form, good winter color. Zone 5.
B305	sempervirens 'Fastigiata'	12x5'	Columnar habit, zone 6.
B307	sempervirens 'Graham Blandy'	9x1.5'	Very narrow, does not tolerate heavy soils, zone 5.
B320	sempervirens 'Newport Blue'	4'	Round habit, blue-green foliage, hardy to zone 6.
B340	sempervirens 'Suffruticosa'	5x5'	Upright oval, tight habit, zone 6.
B345	sempervirens 'Vardar Valley'	3x5'	Flat topped, rosette leaves, hardy to zone 5.
B375	sempervirens 'Variegata'	10'	Upright oval, green leaves with creamy margins, hardy to zone 6.
B275	sinica 'Franklin's Gem'	2' x 3'	bright green foliage turns olive in winter, fragrant flowers. Zone 4.
B279	sinica 'Justin Brouwers'	3' x 3'	dwarf selection with deep green leaves in winter. Zone 4.



# Butterfly Bush

SKU	Variety	Size	Flower Color	Description
B223	Black Knight	4-6' x 4-5'	Dark purple	Long panicles, vigorous, vase-like habit
B237	Buzz™ Ivory	4x4'	White	Upright habit, 6" flower panicles
B319	Buzz™ Magenta	4' x 4'	Magenta Pink	Compact habit and tight flower clusters, good patio plant
B329	Buzz™ Sky Blue	4' x 4'	pale purple-blue	Compact hybrid with large heads of purple-blue flowers
B330	Flutterby™ Grande Blueberry Cobler	4-6'	Pale lavender	Silver foliage, sterile, yellow eye
B217	Flutterby™ Petite Blue Heaven	2-3'	Lavender-blue	Silver foliage, sterile
B229	Flutterby™ Petite Snow White	2-3'	White	Silver foliage, sterile
B209	Flutterby™ Tutti Fruitti	2-3'	Hot pink	Near sterile
B254	Honeycomb	6' x 6'	Yellow	Large panicles, yellow with orange eye, arching habit
B222	Inspired White	6' x 6'	White	Reportedly seedless variety with fragrant white flowers
B200	Lo & Behold® Blue Chip	1-2'	Lavender-blue	Mounding habit, nearly sterile
B233	Lo & Behold® Ice Chip	1-2'	White	Mounding habit, sterile, silver foliage
B321	Lo & Behold® Lilac Chip	20x30"	Lilac	Mounding habit, silver foliage
B205	Lo & Behold® Pink Microchip	24" x 24"	Pink	Compact, heavy blooming hybrid, smaller flower heads
B235	Lo & Behold® Purple Haze	2-3'	Purple	Mounding habit, sterile
B238	Lochinch	6' x 4'	Blue/orange eye	Silver foliage, arching habit
B230	Miss Ruby	5x5'	Reddish-pink	Grows 2-3' per year
B243	Nanho Blue	8' x 6'	Blue-purple	Silver-green foliage, compact arching habit
B244	Nanho Purple	6' x 5'	Magenta-purple	Blue-green foliage, compact spreading habit
B246	Pink Delight	7' x 6'	Rich pink	Huge panicles, arching habit
B247	Royal Red	8' x 6'	Reddish purple	Large panicles, arching habit
B251	White Profusion	8' x 6'	White	Long panicles, arching habit, one of the hardiest

# Clematis

Pruning Codes NP=No pruning HW=Half Way PH=Prune Hard

SKU	Cultivar Name	Flower	Flower size	Bloom Time	Full Partial Shade			Ht	Pruning Info
					Sun	Exposure	Shade		
C384	Asao	Pink with pale mid-ribs, fragrant	6"	June, Sept	<input checked="" type="checkbox"/> F	<input checked="" type="checkbox"/> P	<input type="checkbox"/> S	8'	HW
C389	Ascotiensis	Bright Blue flowers with greenish-brown anthers	4-6"	July - Sept	<input type="checkbox"/> F	<input type="checkbox"/> P	<input type="checkbox"/> S	10-13'	PH
C387	Barbara Harrington	Magenta red with yellow anthers	4"	June - Sept	<input type="checkbox"/> F	<input type="checkbox"/> P	<input type="checkbox"/> S	8-10'	HW
C503	Betty Corning	Pale lilac, bell shaped	2"	June-Sept	<input checked="" type="checkbox"/> F	<input checked="" type="checkbox"/> P	<input type="checkbox"/> S	10'	PH
C561	Chantilly	White with pale pink ribs, single	5"	June-Aug	<input checked="" type="checkbox"/> F	<input checked="" type="checkbox"/> P	<input type="checkbox"/> S	4'	PH
C529	Chevalier	Purple w/yellow stamens	6-8"	June-August	<input checked="" type="checkbox"/> F	<input checked="" type="checkbox"/> P	<input checked="" type="checkbox"/> S	6'	PH
C452	Comtesse de Bouchard	Shell pink with yellow anthers	4-6"	June-Sept	<input checked="" type="checkbox"/> F	<input checked="" type="checkbox"/> P	<input type="checkbox"/> S	12'	PH
C350	Corinne	Large, White flowers with pink mid-stripe & pink	4-6"	June-July	<input type="checkbox"/> F	<input type="checkbox"/> P	<input type="checkbox"/> S	4-5'	PH
C549	Diannas Delight	Blue-lavender, pale yellow center	6-8"	June, Aug-Sept	<input checked="" type="checkbox"/> F	<input checked="" type="checkbox"/> P	<input checked="" type="checkbox"/> S	6'	PH
C458	Dr. Ruppel	Pink with lite pink margins, yellow anthers	6-8"	May-June, Sept	<input type="checkbox"/> F	<input checked="" type="checkbox"/> P	<input checked="" type="checkbox"/> S	12'	HW
C468	Duchess of Edinburg	Double white with yellow anthers	4-6"	May-June, Sept	<input checked="" type="checkbox"/> F	<input checked="" type="checkbox"/> P	<input checked="" type="checkbox"/> S	10'	HW
C395	Elsa Spath	Blue violet with red anthers	6-7"	May-June, Sept	<input type="checkbox"/> F	<input checked="" type="checkbox"/> P	<input type="checkbox"/> S	8'	HW
C469	Ernest Markham	Red to reddish pink	4-5"	July-Sept	<input type="checkbox"/> F	<input checked="" type="checkbox"/> P	<input type="checkbox"/> S	12-16'	HW or PH
C383	Fireworks	Mauve with a dark-pink mid-stripe, yellow	7-8"	May - June	<input type="checkbox"/> F	<input type="checkbox"/> P	<input type="checkbox"/> S	8-12'	HW
C432	General Sikorsky	Lavender blue with cream anthers	6-8"	June-Sept	<input checked="" type="checkbox"/> F	<input checked="" type="checkbox"/> P	<input type="checkbox"/> S	10'	HW
C462	Henryi	White with red anthers	6-8"	May-June, Sept	<input checked="" type="checkbox"/> F	<input checked="" type="checkbox"/> P	<input checked="" type="checkbox"/> S	10'	HW
C477	Huldine	large white flowers w/ yellow anthers	4-5"	July - October	<input type="checkbox"/> F	<input type="checkbox"/> P	<input type="checkbox"/> S	12-20'	
C464	Hyde Hall	White to pale pink with red anthers	6"	May-June	<input checked="" type="checkbox"/> F	<input checked="" type="checkbox"/> P	<input type="checkbox"/> S	8'	HW
C456	Jackmanii	Purple	4-5"	June-Aug	<input checked="" type="checkbox"/> F	<input checked="" type="checkbox"/> P	<input checked="" type="checkbox"/> S	12'	PH
C685	Jackmanii Superba	Purple, rounder petals than Jackmanii	4-6"	June-Aug	<input checked="" type="checkbox"/> F	<input checked="" type="checkbox"/> P	<input checked="" type="checkbox"/> S	12'	PH
C391	Josephine	Lavender pink, double	4-6"	June-Aug	<input checked="" type="checkbox"/> F	<input checked="" type="checkbox"/> P	<input type="checkbox"/> S	8'	HW
C385	Masquerade	Blue-mauve with a pale pink mid-stripe	5-7"	June - Sept.	<input type="checkbox"/> F	<input type="checkbox"/> P	<input type="checkbox"/> S	4-6'	HW
C470	maximowicziana (paniculata)	White, scented	1"	Sept-Oct	<input checked="" type="checkbox"/> F	<input type="checkbox"/> P	<input type="checkbox"/> S	25'	PH

SKU	Cultivar Name	Flower	Flower size	Bloom Time	Full Partial Shade			Ht	Pruning Info
					Sun	Exposure			
C460	Montana Rubens	Pink, four petals, yellow center	2-3"	May-June	<input checked="" type="checkbox"/> F	<input checked="" type="checkbox"/> P	<input type="checkbox"/> S	30'	NP
C355	Moonfleet™	Lilac-Blue, maturing to pale blue	7"	June - August	<input type="checkbox"/> F	<input type="checkbox"/> P	<input type="checkbox"/> S	6-8'	HW
C449	Multiblue	Double blue in spring, semi double in fall	4-5"	May-June, Sept	<input checked="" type="checkbox"/> F	<input checked="" type="checkbox"/> P	<input type="checkbox"/> S	8'	HW
C465	Nelly Moser	Pink with white margins, red anthers	6-7"	May-June, Sept	<input checked="" type="checkbox"/> F	<input checked="" type="checkbox"/> P	<input type="checkbox"/> S	12"	HW
C457	Niobe	Red maroon	5-6"	June-Sept	<input checked="" type="checkbox"/> F	<input checked="" type="checkbox"/> P	<input type="checkbox"/> S	10'	HW or PH
C427	Polish Spirit	Rich, purple-blue	6"	July-September	<input checked="" type="checkbox"/> F	<input checked="" type="checkbox"/> P	<input checked="" type="checkbox"/> S	12'	PH
C483	Rouge Cardinal	Large reddish-purple	4-6"	June - Sept	<input checked="" type="checkbox"/> F	<input checked="" type="checkbox"/> P	<input type="checkbox"/> S	8-12'	PH
C572	Sapphire Indigo	Sapphire-Purple, Four-petaled	4"	June- August	<input checked="" type="checkbox"/> F	<input checked="" type="checkbox"/> P	<input type="checkbox"/> S	4'	NP
C417	Sweet Summer Love	Purple, fragrant, 4 petals	2"	July-Sept	<input checked="" type="checkbox"/> F	<input checked="" type="checkbox"/> P	<input type="checkbox"/> S	12'	PH
C649	Telka	Fuchsia	6-8"	June-Sept	<input type="checkbox"/> F	<input checked="" type="checkbox"/> P	<input type="checkbox"/> S	6'	PH
C476	The President	Deep bluish violet with red anthers	5-6"	June-Sept	<input checked="" type="checkbox"/> F	<input checked="" type="checkbox"/> P	<input checked="" type="checkbox"/> S	10'	HW
C387	Vancouver™ Mystic Gem	cream with bright pink mid-stripe	8"	May-June, Sept.	<input type="checkbox"/> F	<input type="checkbox"/> P	<input type="checkbox"/> S	6-9'	HW
C479	Ville de Lyon	Red fading to pink with yellow anthers	4-6"	June-Sept	<input checked="" type="checkbox"/> F	<input checked="" type="checkbox"/> P	<input checked="" type="checkbox"/> S	12'	HW or PH
C475	Will Goodwin	Lavender blue with yellow anthers	5-7"	June-Sept	<input checked="" type="checkbox"/> F	<input checked="" type="checkbox"/> P	<input checked="" type="checkbox"/> S	10'	HW

# Columnar plants

## Deciduous

SKU	Botanical Name	Common Name	Size	Notes
A162	<i>Acer palmatum</i> 'Twombly's Red Sentinel'	Twombly's Red Sentinel Japanese	15' x 5'	Burgundy Foliage, Best with afternoon shade. Zone 5.
A214	<i>Acer rubrum</i> 'Bowhall'	Bowhall Swamp Maple-columnar	40x15'	Red-yellow fall color.
A205	<i>Acer x freemani</i> 'Armstrong'	Armstrong Hybrid Swamp Maple	40x15'	Orange-yellow fall color.
B191	<i>Betula platyphylla</i> 'Parkland Pillar'	Parkland Pillar Asian White Birch	40' x 6'	Beautiful golden fall color. Zone 3.
C148	<i>Carpinus betulus</i> 'Franz Fontaine'	Frans Fontaine Hornbeam-columnar	35x18'	Current seasons growth curves inward.
F025	<i>Fagus sylvatica</i> 'Dawyck'	Dawyck European Beech-fastigiate	80x10'	One of Dirr's favorite columnar trees.
F027	<i>Fagus sylvatica</i> 'Red Obelisk'	Red Obelisk European Beech-compact	50x8'	Dark purple leaves.
G054	<i>Ginkgo biloba</i> Princeton Sentry®	Princeton Sentry® Maidenhair Tree	60x25'	Golden yellow fall foliage.
G090	<i>Gleditsia tr</i> Street Keeper®	Street Keeper® Honeylocust	45' x 15'	Bug and disease resistant foliage turns bright yellow in fall.
L095	<i>Liquidambar s.</i> 'Slender Silhouette'	Columnar Sweetgum	50' x 5'	Brilliant Red Fall color. Zone 5.
M091	<i>Malus</i> 'Emerald Spire'	Emerald Spire™ Apple-semi Dwarf	15' x 6'	Pink flowers and dark green foliage. Zone 2.
M223	<i>Malus</i> 'Golden Sentinel'	Golden Sentinel Apple-semi Dwarf	10' x 3'	Bears large golden apples. Zone 4
M157	<i>Malus</i> 'Northpole'	Columnar Apple Tree-red	12' x 3'	Bears fruit similar to 'Red Macintosh'. Zone 4
M225	<i>Malus</i> 'Scarlet Sentinel'	Scarlet Sentinel Apple-semi Dwarf	12' x 3'	Bears large, sweet green & red fruits. Zone 4
M208	<i>Malus</i> 'Scarlet Spire'	Scarlet Spire Apple-semi Dwarf	10' x 3'	Ornamental Crabapple with red flowers. Zone 4.
P504	<i>Populus tremuloides</i>	Quaking Aspen	30x15'	Fast growing native, yellow fall color.
P679	<i>Prunus sargentii</i> 'Columnaris'	Columnar Sargent Cherry-pink	35x15'	Single pink flowers in late April, red fall foliage.
P690	<i>Prunus serrulata</i> 'Amanogawa'	Amanogawa Cherry-pale Pink Narrow	20x6'	Pink flowers in early May, bronze fall foliage.
P815	<i>Pyrus calleryana</i> 'Glen's Form'	Chanticleer® Pear	40x15'	Dirr's favorite Callery Pear
Q051	<i>Quercus palustris</i> 'Green Pillar'	Green Pillar Pin Oak	45' x 15'	Full Sun - Light Shade. Red color in fall. Zone 4.
Q070	<i>Quercus robur</i> 'Fastigiata'	English Columnar Oak	50x15'	Is susceptible to mildew.
Q066	<i>Quercus robur</i> x Regal Prince®	Regal Prince® Oak	60' x 20'	Leathery dark green foliage. Yellow fall color. Zone 4.
Z202	<i>Zelkova serrata</i> 'Musashino'	Musashino Columnar Japanese	45' x 18'	Narrowly vase-shaped, with dark green foliage. Zone 5.

## Evergreen

SKU	Botanical Name	Common Name	Size	Notes
B327	<i>Buxus sempervirens</i> 'Dee Runk'	Upright Dee Runk Boxwood	8' x 2'	Excellent evergreen hedge for sun or part shade. Zone 5.
B305	<i>Buxus sempervirens</i> 'Fastigiata'	Fastigiata Common Boxwood	20x6'	Sun or shade, zone 5.

<b>B307</b>	<b>Buxus sempervirens 'Graham Blandy'</b>	Graham Blandy Boxwood-fastigiata	9x1'	An excellent accent plant.
<b>C251</b>	<b>Cephalotaxus harring. 'Fastigiata'</b>	Columnar Japanese Plum Yew	10' x 4'	Dark, Yew-like needles. Sun or Part Shade. Zone 5.
<b>C280</b>	<b>Chamaecyparis nootkatensis 'Pendula'</b>	Weeping Alaskan Cedar	30x10'	Needs atmospheric and soil moisture.
<b>I213</b>	<b>Ilex crenata 'Sky Pencil'</b>	Sky Pencil Japanese Holly-upright	8x2'	Another great accent plant.
<b>I270</b>	<b>Ilex x meserveae Dragon Lady®</b>	Dragon Lady® Meserve Holly	20x6'	Glossy green leaves, red fruit, zone 6.
<b>J062</b>	<b>Juniperus chinensis 'Blue Point'</b>	Blue Point Chinese Juniper	8x3'	Blue-green foliage, needs full sun.
<b>J160</b>	<b>Juniperus chinensis 'Mountbatten'</b>	Mountbatten Chinese Juniper	12x3'	Greyish-green foliage, needs full sun.
<b>J070</b>	<b>Juniperus chinensis 'Spartan'</b>	Spartan Chinese Juniper	20x4'	Deep green foliage, needs full sun.
<b>J690</b>	<b>Juniperus scopulorum 'Skyrocket'</b>	Skyrocket Juniper	15x2'	Blue-green foliage, needs full sun.
<b>J675</b>	<b>Juniperus virginiana 'Taylor'</b>	Taylor Eastern Red Cedar	18' x 4'	A columnar Eastern Red Cedar. Full Sun. Zone 4.
<b>P097</b>	<b>Picea abies 'Cupressina'</b>	Cupressina Norway Spruce-fastigiata	40' x 15'	Fast growing. Dark green needles and purple cones. Zone
<b>P165</b>	<b>Picea pungens 'Fastigiata'</b>	Fastigiata Colorado Spruce	40' x 15'	Bright blue needles on a narrow pyramidal form. Zone 2.
<b>P382</b>	<b>Pinus nigra 'Arnold's Sentinel'</b>	Arnold's Sentinel Austrian Pine	25' x 7'	Thick, dark-green needles. Best in Full Sun. Zone 4.
<b>P415</b>	<b>Pinus strobus 'Fastigiata'</b>	Columnar Eastern White Pine	30x10'	Perfers full sun.
<b>P459</b>	<b>Pinus sylvestris 'Fastigiata'</b>	Fastigiata Scotch Pine	25' x 8'	Should be tied-up for winter. Zone 3.
<b>T092</b>	<b>Taxus baccata 'Erecta'</b>	Columnar English Yew	15' x 6'	Dark green needles. Tight columnar habit. Zone 5.
<b>T140</b>	<b>Taxus media 'Viridis'</b>	Viridis Columnar Yew	12x2'	Plant in sun or shade.
<b>T156</b>	<b>Thuja occidentalis 'Degroot Spire'</b>	Degroot Spire American Arborvitae	18x5'	Unusual foliage.
<b>T155</b>	<b>Thuja occidentalis 'Smaragd' (Emlid.</b>	Emerald Green American Arborvitae	15x4'	Holds rich green color in winter, does best in full sun.

# Crabapples- flowering

SKU	Variety	Ht.xSpd	Flower Color	Other Attributes		Disease Resistance	
M212	Candymint <i>sargentii 'Candymint'</i>	10'x18'	Pink	<b>Flower Info</b>	Carmine buds opening pink	<b>Scab</b>	Fair
				<b>Foliage</b>	Purplish green	<b>Fire Blight</b>	Good
				<b>Fruit</b>	Deep purple	<b>Rust</b>	Good
				<b>Structure</b>	Horizontal habit	<b>Powdery Mildew</b>	Good
M071	Cinderella	8'x5'	White	<b>Flower Info</b>	Red bud, opens white	<b>Scab</b>	Fair
				<b>Foliage</b>	Dark green, divided	<b>Fire Blight</b>	Excellent
				<b>Fruit</b>	Gold	<b>Rust</b>	Excellent
				<b>Structure</b>	Upright oval	<b>Powdery Mildew</b>	Excellent
M075	Coralburst	10'x10'	Pink	<b>Flower Info</b>	Coral pink buds open to rose, double flowers	<b>Scab</b>	Fair
				<b>Foliage</b>	Dark green	<b>Fire Blight</b>	Good
				<b>Fruit</b>	Bronze, 1/2"	<b>Rust</b>	Good
				<b>Structure</b>	Compact, dense rounded	<b>Powdery Mildew</b>	Good
M081	Donald Wyman	15'x15'	White	<b>Flower Info</b>	Large white, single flower	<b>Scab</b>	Good
				<b>Foliage</b>	Medium green	<b>Fire Blight</b>	Poor
				<b>Fruit</b>	Bright red, 3/8", abundant and persistent	<b>Rust</b>	Excellent
				<b>Structure</b>	Rounded	<b>Powdery Mildew</b>	Good
M091	Emerald Spire	12' x 4'	Pink	<b>Flower Info</b>	single, pink	<b>Scab</b>	Excellent
				<b>Foliage</b>	Dark green, flushed with purple	<b>Fire Blight</b>	good
				<b>Fruit</b>	Red, 3/4" wide	<b>Rust</b>	good
				<b>Structure</b>	Narrow, columnar	<b>Powdery Mildew</b>	good
M120	floribunda	20'x25'	Pink	<b>Flower Info</b>	Buds carmine opening to pink, fade to white, single flowers,	<b>Scab</b>	Good
				<b>Foliage</b>	Green, small and dense	<b>Fire Blight</b>	Fair
				<b>Fruit</b>	Yellow/red, 3/8", not showy	<b>Rust</b>	Excellent
				<b>Structure</b>	Slightly more horizontal than rounded, densely branched	<b>Powdery Mildew</b>	Good
M219	Golden Raindrops <i>transitoria 'Schmidcutleaf'</i>	20'x15'	White	<b>Flower Info</b>	White flowers	<b>Scab</b>	Excellent
				<b>Foliage</b>	Green, deeply cut, fine texture	<b>Fire Blight</b>	Good
				<b>Fruit</b>	Golden yellow, 1/4"	<b>Rust</b>	Excellent
				<b>Structure</b>	Upright vase shape	<b>Powdery Mildew</b>	Excellent
M213	Lollipop	10x10'	White	<b>Flower Info</b>	White	<b>Scab</b>	Good
				<b>Foliage</b>	Green	<b>Fire Blight</b>	Good
				<b>Fruit</b>	Yellow 3/8	<b>Rust</b>	Excellent
				<b>Structure</b>	Round compact	<b>Powdery Mildew</b>	Excellent
M159	Prairifire	20'x20'	Red	<b>Flower Info</b>	Red, dark pink	<b>Scab</b>	Excellent
				<b>Foliage</b>	Green, red when new	<b>Fire Blight</b>	Excellent
				<b>Fruit</b>	Red, 3/8 - 1/2" persistent	<b>Rust</b>	Excellent
				<b>Structure</b>	Upright spreading when young	<b>Powdery Mildew</b>	Excellent
M170	Red Jade	15'x15'	White	<b>Flower Info</b>	White, profuse, single flowers, 1 1/2"	<b>Scab</b>	Fair
				<b>Foliage</b>	Dark green and glossy	<b>Fire Blight</b>	Fair
				<b>Fruit</b>	Outstanding bright red and persistent	<b>Rust</b>	Excellent
				<b>Structure</b>	Graceful weeping branches	<b>Powdery Mildew</b>	Fair
M195	Robinson	25'x25'	Pink	<b>Flower Info</b>	Crimson buds opening to deep pink, single flower	<b>Scab</b>	Good
				<b>Foliage</b>	Reddish aging to bronze green	<b>Fire Blight</b>	Excellent
				<b>Fruit</b>	Dark glossy red, 3/8", persistent	<b>Rust</b>	Excellent
				<b>Structure</b>	Upright, spreading with age	<b>Powdery Mildew</b>	Excellent

SKU	Variety	Ht.xSpd	Flower Color	Other Attributes		Disease Resistance	
M179	Royal Beauty	9x9'	Pink	<b>Flower Info</b>	Dark pink buds opening pink	<b>Scab</b>	NA
				<b>Foliage</b>	Red-purple, turning purple-green	<b>Fire Blight</b>	NA
				<b>Fruit</b>	Red ovoid	<b>Rust</b>	NA
				<b>Structure</b>	Weeping	<b>Powdery Mildew</b>	NA
M227	Royal Gem	8x6'	White	<b>Flower Info</b>	White	<b>Scab</b>	Good
				<b>Foliage</b>	Emerging red, fades to green	<b>Fire Blight</b>	Excellent
				<b>Fruit</b>	Dark red	<b>Rust</b>	Good
				<b>Structure</b>	Upright oval	<b>Powdery Mildew</b>	Excellent
M275	Royal Raindrops	20x15'	Red	<b>Flower Info</b>	Red bud, opening pink/red	<b>Scab</b>	Excellent
				<b>Foliage</b>	Purple cutleaf	<b>Fire Blight</b>	Excellent
				<b>Fruit</b>	Red, persistent 1/4"	<b>Rust</b>	Excellent
				<b>Structure</b>	Upright spreading	<b>Powdery Mildew</b>	Excellent
M280	Ruby Tears	10x15'	Pink	<b>Flower Info</b>	Dark pink bud opening pink	<b>Scab</b>	NA
				<b>Foliage</b>	Green, red in spring	<b>Fire Blight</b>	NA
				<b>Fruit</b>	Red, medium	<b>Rust</b>	NA
				<b>Structure</b>	Weeping	<b>Powdery Mildew</b>	NA
M210	sargent	8'x15'	White	<b>Flower Info</b>	Light pink opening to white, 1/2"	<b>Scab</b>	Excellent
				<b>Foliage</b>	Dark green	<b>Fire Blight</b>	Good
				<b>Fruit</b>	Dark red, profuse, persistent, 1/4"	<b>Rust</b>	Excellent
				<b>Structure</b>	Shrubby with dense branching	<b>Powdery Mildew</b>	Excellent
M218	Sugar Tyme	20'x20'	White	<b>Flower Info</b>	Pink buds opening to white, single flowers	<b>Scab</b>	Good
				<b>Foliage</b>	Green	<b>Fire Blight</b>	Fair
				<b>Fruit</b>	Red, persistent, 1/2"	<b>Rust</b>	Excellent
				<b>Structure</b>	Oval, upright spreading	<b>Powdery Mildew</b>	Excellent
M211	Tina <i>sargentii 'Tina'</i>	5'x6'	White	<b>Flower Info</b>	Bud red	<b>Scab</b>	Excellent
				<b>Foliage</b>	Green	<b>Fire Blight</b>	Excellent
				<b>Fruit</b>	Bright red	<b>Rust</b>	Excellent
				<b>Structure</b>	Dwarf rounded	<b>Powdery Mildew</b>	Excellent
M221	White Cascade	15'x15'	White	<b>Flower Info</b>	Pink buds opening to white, single flowers	<b>Scab</b>	Good
				<b>Foliage</b>	Green	<b>Fire Blight</b>	Excellent
				<b>Fruit</b>	Yellow, 3/8"	<b>Rust</b>	Excellent
				<b>Structure</b>	Weeping	<b>Powdery Mildew</b>	Excellent
M230	zumi Calocarpa	25'x30'	White	<b>Flower Info</b>	Pink buds opening to pinkish-white, 1"	<b>Scab</b>	Good
				<b>Foliage</b>	Green, large	<b>Fire Blight</b>	Fair
				<b>Fruit</b>	Bright red glossy, persistent, 3/8"	<b>Rust</b>	Excellent
				<b>Structure</b>	Rounded, dense upright and spreading	<b>Powdery Mildew</b>	Good

# False Cypress- *Chamaecyparis*

SKU	Botanical Name/Common Name	Ht x Sd	Notes	Zone
C397	<b>Chamaecyparis lawsoniana 'Golden Wonder'</b> <i>Golden Wonder Lawson's Cypress</i>	60' x 15'	A narrowly pyramidal tree with gold-tipped foliage. Fine-textured foliage is similar to Leyland Cypress. Full Sun only.	5
C775	<b>Chamaecyparis lawsoniana 'Ivonne'</b> <i>Ivonne Lawson Falsecypress</i>	20'	Bright golden yellow foliage adorns this upright pyramidal conifer. Will take pruning to maintain desired height. Full-Part Sun	6(5)
C277	<b>Chamaecyparis nootkatensis 'Aurea'</b> <i>Golden Alaska Cedar</i>	30'x15'	An upright, pyramidal form, the flattened sprays of drooping foliage are a light lemon yellow providing good color and texture year round. Full sun for best color; tolerates part shade.	5
C275	<b>Chamaecyparis nootkatensis 'Glauca'</b> <i>Blue Alaska Cedar</i>	25'x12'	Medium textured soft blue foliage becomes a graceful broad pyramid with age. Place in a sheltered spot. Full Sun/Part shade	5
C278	<b>Chamaecyparis nootkatensis 'Jubilee'</b> <i>Jubilee Weeping Alaskan Cedar</i>	15'x4'	Narrower and tighter growing than 'Pendula.' Its spire-like habit with gracefully draping branches make a majestic and characterful statement in the landscape. Full Sun	4
C280	<b>Chamaecyparis nootkatensis 'Pendula'</b> <i>Weeping Alaska Cedar</i>	15'x4'	A slender pyramid with ascending branches that drape gracefully for an overall weeping effect. Foliage is a soft greeny-gray that does best with some protection from drying winds. Full Sun/Part Shade	4
C284	<b>Chamaecyparis nootkatensis 'Well's Pacific Arrow'</b> <i>Well's Pacific Arrow Weeping Alaskan Cedar</i>	15'x3'	Straight upright trunk with branches which hang straight down and cloak the trunk. Spire-like in profile. Full Sun / Part Shade	4
C362	<b>Chamaecyparis obtusa 'Butter Ball'</b> <i>Butter Ball Dwarf Falsecypress</i>	2' x 2'	Dwarf form with dense, globose habit and bright yellow exterior foliage. Grows about 1" per year. Maintains a tight ball shape. Full Sun.	5
C288	<b>Chamaecyparis obtusa 'Coralliformis'</b> <i>Coralliformis Hinoki Falsecypress</i>	8' x 6'	A sculptural dwarf Hinoki Cypress with contorted branches and threadlike foliage. New branches are bright orange. Full Sun to Part Shade.	4



SKU	Botanical Name/Common Name	Ht x Sd	Notes	Zone
C290	<b>Chamaecyparis obtusa 'Crippsii'</b> <i>Cripps Golden Hinoki Cypress</i>	25'x10'	Broadly pyramidal with sprays of feathery gold fronds; an open, loose habit when young. Best in full sun for good color.	5
C286	<b>Chamaecyparis obtusa 'Filicoides Aurea'</b> <i>Golden Fernspray Falsecypress</i>	10' x 6'	An upright, pyramidal shrub with pointed, fern-like branch tips. Bright yellow exterior foliage contrast against darker green interior foliage. For Full Sun.	4
C287	<b>Chamaecyparis obtusa 'Filicoides Compacta'</b> <i>Compact Fernspray Cypress</i>	15'x8'	A compact, pyramidal form with deep green fern-like foliage for an overall graceful shrub. A slow grower it maintains its color in winter. Full Sun/Part Shade	5
C285	<b>Chamaecyparis obtusa 'Filicoides'</b> <i>Fernspray Cypress</i>	15'x5'	Fern like foliage, mossy green in summer with a gracefully arching habit that is somewhat irregular, slow growing. Full Sun/Part Shade	5
C312	<b>Chamaecyparis obtusa 'Gracilis Aurea'</b> <i>Golden Hinoki Falsecypress</i>	25' x 10'	Pyramidal in shape with golden outer foliage and green foliage inside. Does best with some afternoon shade. Full Sun to Part Shade.	5
C315	<b>Chamaecyparis obtusa 'Gracilis Compacta'</b> <i>Compact Hinoki Falsecypress</i>	15'x8'	Compact form with a somewhat irregular growth habit. Full Sun/Part Shade	5
C310	<b>Chamaecyparis obtusa 'Gracilis'</b> <i>Slender Hinoki Falsecypress</i>	12'x6'	Pyramidal form with rich green foliage. The gracefully arching branchlets are fan-shaped for a lovely sculptural effect. Slow growing. Full Sun/Part Shade	4
C325	<b>Chamaecyparis obtusa 'Kosteri'</b> <i>Koster's Falsecypress</i>	4'x4'	Elegant dwarf form with twisted, feathery, moss-green sprays gracefully layered. Bronzes nicely in the winter landscape. Best in full sun.	5
C320	<b>Chamaecyparis obtusa 'Nana Gracilis'</b> <i>Dwarf Hinoki Falsecypress</i>	7'x4'	Remains a popular and reliable choice for its compact habit and sprays of dense, rich green foliage, pyramidal form with age. Full Sun/Part Shade	4
C357	<b>Chamaecyparis obtusa 'Reis Dwarf'</b> <i>Reis Dwarf Hinoki Cypress</i>	5'x3'	A characterful dwarf evergreen, branchlets twist outward; early in the season long tendrils eventually fill in becoming compact green mounds. Responds well to pruning for a zen look. Full Sun	4
C307	<b>Chamaecyparis obtusa 'Sunlight Lace'</b> <i>Sunlight Lace Hinoki Cypress</i>	5'x4'	A broad upright evergreen with lacy lemon yellow foliage provides an airy element in the landscape. Full sun with protection from strong afternoon sun.	5
C289	<b>Chamaecyparis obtusa 'Templehof'</b> <i>Templehof Falsecypress</i>	4'x4'	A dwarf compact cone shaped form with lush green foliage in broad flattened sprays that bronze in winter. Full sun, tolerates light shade.	5

SKU	Botanical Name/Common Name	Ht x Sd	Notes	Zone
C340	<b>Chamaecyparis obtusa 'Verdoni'</b> <i>Verdon Hinoki Cypress</i>	5'x3'	Intense yellow-green foliage in an irregular pattern adorns this dwarf upright conical shaped evergreen. Full Sun/Part Shade	4
C380	<b>Chamaecyparis pisifera 'Boulevard'</b> <i>Boulevard Falsecypress</i>	12' x 5'	Soft silvery-bluish on an upright, narrow pyramidal tree. Turns bronze-purple in winter. Good drainage is necessary to prevent root rot. Full Sun.	4
C409	<b>Chamaecyparis pisifera 'Gold Spangle'</b> <i>Gold Spangle Falsecypress</i>	35'x25'	Bright golden yellow thread-like foliage becomes a broad pyramid at maturity. Full Sun/Part Shade	5
C359	<b>Chamaecyparis pisifera 'King's Gold'</b> <i>King's Gold Threadbranch Cypress</i>	4' x 6'	A lower-growing, spreading form of Threadbranch Falsecypress with chartreuse-yellow foliage.	5
C372	<b>Chamaecyparis pisifera 'Vintage Gold'</b> <i>Vintage Gold Falsecypress</i>	7'x5'	Fine textured golden foliage provides a feathery element to the landscape. This slow growing dwarf form is drought tolerant. Full Sun/Part Shade	5
C390	<b>Chamaecyparis pisifera filifera</b> <i>Green Threadleaf Cypress</i>	18'x6'	Narrow, pendulous scaly stems of spring green give this evergreen its common name. Eventually becomes a large, weeping mound that does best in full sun but tolerates light shade.	4
C400	<b>Chamaecyparis pisifera filifera 'Aurea'</b> <i>Golden Threadleaf Cypress</i>	15'x6'	Drooping golden yellow foliage with a lighter green interior. A slow grower this semi-dwarf becomes broadly conical with age. Best color in full sun.	4
C406	<b>Chamaecyparis pisifera filifera 'Golden Mop'</b> <i>Golden Mop Japanese Falsecypress</i>	4'x4'	The sunny foliage of this dwarf cypress retains good color through the seasons. Best color in full sun.	5
C381	<b>Chamaecyparis pisifera filifera 'Lemon Drop'</b> <i>Lemon Drop Falsecypress</i>	12' x 8'	Densley conical habit and bright yellow foliage. A slower-growing version of the traditional Gold Threadbranch Cypress. Full Sun.	4
C421	<b>Chamaecyparis thyoides</b> <i>Atlantic White Cedar</i>	50'x15'	A narrow, columnar form with bright bluish-green foliage irregularly arranged found growing naturally in swamps and bogs. It appreciates a moist, sandy soil in full sun.	4

# Ferns

			Full Sun	Partial Shade	Shade	Ht	Native	Notes
SKU	Botanical Name	Common Name	Sun Exposure					
	* Indicates good in wet conditions							
A231	<i>Adiantum pedatum</i>	Northern Maidenhair Fern	<input type="checkbox"/> F	<input checked="" type="checkbox"/> P	<input checked="" type="checkbox"/> S	12-30"	<input checked="" type="checkbox"/>	Erect, arching frilly fronds
A538	* <i>Athyrium filix-femina</i> 'Lady in Red'	Lady in Red Fern	<input type="checkbox"/> F	<input checked="" type="checkbox"/> P	<input checked="" type="checkbox"/> S	18-30"	<input checked="" type="checkbox"/>	Distinctive burgundy-red stem
A535	<i>Athyrium filix-femina</i>	European Lady Fern	<input type="checkbox"/> F	<input checked="" type="checkbox"/> P	<input checked="" type="checkbox"/> S	24-36"	<input checked="" type="checkbox"/>	Tolerates some sun, shelter from wind
A536	<i>Athyrium niponicum</i> 'Pictum'	Japanese Painted Fern	<input type="checkbox"/> F	<input checked="" type="checkbox"/> P	<input checked="" type="checkbox"/> S	12-18"	<input type="checkbox"/>	Silvery variegated fronds
A537	<i>Athyrium</i> x 'Ghost'	Ghost Fern	<input type="checkbox"/> F	<input checked="" type="checkbox"/> P	<input checked="" type="checkbox"/> S	24-30"	<input type="checkbox"/>	Silvery new growth ages to gray-green
B187	<i>Blechnum spicant</i>	Deer Fern	<input type="checkbox"/> F	<input checked="" type="checkbox"/> P	<input checked="" type="checkbox"/> S	8-20"	<input type="checkbox"/>	Evergreen, clumping. Narrow fronds.
D080	<i>Dennstaedtia punctilobula</i>	Hay-scented Fern	<input checked="" type="checkbox"/> F	<input checked="" type="checkbox"/> P	<input checked="" type="checkbox"/> S	18-24"	<input checked="" type="checkbox"/>	Scented fronds, tolerates sun
D092	* <i>Dryopteris erythrosora</i> 'Brilliance'	Brilliance Autumn Fern	<input type="checkbox"/> F	<input checked="" type="checkbox"/> P	<input checked="" type="checkbox"/> S	18-24"	<input type="checkbox"/>	Semi evergreen, bright red fronds
D084	<i>Dryopteris marginalis</i>	Marginal Wood Fern	<input type="checkbox"/> F	<input checked="" type="checkbox"/> P	<input checked="" type="checkbox"/> S	18-24"	<input checked="" type="checkbox"/>	Semi-evergreen, winter interest
M229	* <i>Matteuccia struthiopteris</i>	Ostrich Fern	<input type="checkbox"/> F	<input checked="" type="checkbox"/> P	<input checked="" type="checkbox"/> S	2-5'	<input checked="" type="checkbox"/>	Vase shaped, tolerates sun
O040	* <i>Onoclea sensibilis</i>	Sensitive Fern	<input type="checkbox"/> F	<input checked="" type="checkbox"/> P	<input checked="" type="checkbox"/> S	3-4'	<input checked="" type="checkbox"/>	Needs consistent moisture
O090	* <i>Osmunda cinnamomea</i>	Cinnamon Fern	<input checked="" type="checkbox"/> F	<input checked="" type="checkbox"/> P	<input checked="" type="checkbox"/> S	2-5'	<input checked="" type="checkbox"/>	Tolerates some sun
O095	<i>Osmunda regalis</i> var. <i>regalis</i>	European Royal Fern	<input type="checkbox"/> F	<input checked="" type="checkbox"/> P	<input checked="" type="checkbox"/> S	4-8(10)'	<input type="checkbox"/>	Remains green 'til hard freeze
P505	<i>Polystichum acrostichoides</i>	Christmas Fern	<input type="checkbox"/> F	<input checked="" type="checkbox"/> P	<input checked="" type="checkbox"/> S	12-24"	<input checked="" type="checkbox"/>	Tolerates dry soil, evergreen
P506	<i>Polystichum polyblepharum</i>	Tassel Fern	<input type="checkbox"/> F	<input checked="" type="checkbox"/> P	<input checked="" type="checkbox"/> S	18-24"	<input type="checkbox"/>	Evergreen, dark glossy fronds
T147	* <i>Thelypteris decursive-pinnata</i>	Japanese Beech Fern	<input type="checkbox"/> F	<input checked="" type="checkbox"/> P	<input checked="" type="checkbox"/> S	12-24"	<input type="checkbox"/>	Bright green until hard frost
T150	* <i>Thelypteris noveboracensis</i>	New York Fern	<input type="checkbox"/> F	<input checked="" type="checkbox"/> P	<input checked="" type="checkbox"/> S	12-18"	<input checked="" type="checkbox"/>	Very high moisture needs

# Grasses

SKU	Botanical Name	Common Name	Full Partial Shade			Ht	Foliage	Notes
			Sun	Partial	Shade			
A245 *	<i>Acorus gramineus</i> 'Ogon'	Ogon Sweet Flag	<input checked="" type="checkbox"/> F	<input checked="" type="checkbox"/> P	<input type="checkbox"/> S	12"	Green & gold stripes	Tolerates standing water
A375	<i>Ammophila breviligulata</i>	American Beach Grass	<input checked="" type="checkbox"/> F	<input type="checkbox"/> P	<input type="checkbox"/> S	18-24"	Green	Native, erosion control
A398	<i>Andropogon</i> ger. 'Red October' PPAF	Red October Big Bluestem	<input checked="" type="checkbox"/> F	<input type="checkbox"/> P	<input type="checkbox"/> S	2-4 ft.	Green with red tips	Scarlet foliage in fall
A395	<i>Andropogon gerardii</i>	Big Bluestem	<input checked="" type="checkbox"/> F	<input type="checkbox"/> P	<input type="checkbox"/> S	4-6 ft.	Green	Native, copper-red in fall
B100	<i>Bouteloua</i> 'Blonde Ambition' PP22048	Blue Grama Grass	<input checked="" type="checkbox"/> F	<input type="checkbox"/> P	<input type="checkbox"/> S	1-2 ft.	Blue-green	Native, seed heads resemble flags
C089	<i>Calamagrostis brachytricha</i>	Korean Feather Reed Grass	<input checked="" type="checkbox"/> F	<input checked="" type="checkbox"/> P	<input checked="" type="checkbox"/> S	3 ft.	Fountain-like mound	Pink, feathery plumes
C116	<i>Calamagrostis</i> 'Karl Foerster'	Karl Foerster Feather Reed Grass	<input checked="" type="checkbox"/> F	<input type="checkbox"/> P	<input type="checkbox"/> S	5-6 ft.	Green	Narrow spikes, early bloomer
C117	<i>Calamagrostis</i> 'Overdam'	Overdam Feather Reed Grass	<input checked="" type="checkbox"/> F	<input type="checkbox"/> P	<input type="checkbox"/> S	5 ft	White variegated foliage	Gold inflorescence
C198	<i>Carex comens</i> Amazon Mist (tm)	Amazon Mist	<input checked="" type="checkbox"/> F	<input type="checkbox"/> P	<input type="checkbox"/> S	12-14"	Soft, feathery green	Sub. for Frosty Curls
C192	<i>Carex dolich.</i> 'Kaga Nishiki'	Gold Fountains Sedge	<input checked="" type="checkbox"/> F	<input checked="" type="checkbox"/> P	<input checked="" type="checkbox"/> S	18-24"	Green and gold	Graceful, long lived, durable
C197	<i>Carex morrowii</i> 'Ice Ballet' PP20228	Ice Ballet Sedge	<input type="checkbox"/> F	<input checked="" type="checkbox"/> P	<input type="checkbox"/> S	12"	Green/cream variegation	Dense, compact clump
C158	<i>Carex morrowii</i> 'Ice Dance'	Ice Dance Japanese Sedge	<input checked="" type="checkbox"/> F	<input checked="" type="checkbox"/> P	<input checked="" type="checkbox"/> S	8-12"	White margin	Carpet forming
C195	<i>Carex morrowii</i> 'Silver Scepter'	Silver Scepter Sedge	<input type="checkbox"/> F	<input checked="" type="checkbox"/> P	<input checked="" type="checkbox"/> S	12"	Narrow leaves/white	Thick, silvery clumps
C208	<i>Carex oshimensis</i> 'Carfit' PP20955	Everest (TM) Japanese Sedge	<input type="checkbox"/> F	<input checked="" type="checkbox"/> P	<input checked="" type="checkbox"/> S	12"	White/green variegated	Similar habit to Evergold
C149	<i>Carex oshimensis</i> 'Evergold'	Evergold Japanese Sedge	<input type="checkbox"/> F	<input checked="" type="checkbox"/> P	<input type="checkbox"/> S	16"	Cream with green margins	Does well in drier soils
C182	<i>Carex pensylvanica</i>	Pennsylvania Sedge	<input type="checkbox"/> F	<input checked="" type="checkbox"/> P	<input checked="" type="checkbox"/> S	8"	Green	Drought tolerant native
C209	<i>Carex siderosticha</i> 'Snow Cap'	Creeping Broadleaved Sedge	<input type="checkbox"/> F	<input checked="" type="checkbox"/> P	<input checked="" type="checkbox"/> S	6-8"	Wide, mostly white	Reverse variegation of 'Variegata'
C178	<i>Carex tenuiculmis</i> 'Cappuccino'	Cappuccino Sedge	<input checked="" type="checkbox"/> F	<input type="checkbox"/> P	<input type="checkbox"/> S	8"	Brown	Upright arching habit
C519 *	<i>Chasmanthium lat.</i> 'River Mist' PP20643	Variegated Northern Sea Oats	<input checked="" type="checkbox"/> F	<input checked="" type="checkbox"/> P	<input checked="" type="checkbox"/> S	30-36"	White/green variegated	Attractive seed heads
C430 *	<i>Chasmanthium latifolium</i>	Northern Sea Oats	<input checked="" type="checkbox"/> F	<input checked="" type="checkbox"/> P	<input type="checkbox"/> S	2-3 ft.	Green	Attractive seed heads, SE native
D021	<i>Deschampsia cespitosa</i>	Tufted Hair Grass	<input checked="" type="checkbox"/> F	<input checked="" type="checkbox"/> P	<input type="checkbox"/> S	2-3 ft.	Green	Native, gold cloud-like inflorescences
E550	<i>Eragrostis spectabilis</i>	Purple Love Grass	<input type="checkbox"/> F	<input checked="" type="checkbox"/> P	<input type="checkbox"/> S	6-10"	Blue-green	Purple airy flowers
F053	<i>Festuca</i> 'Beyond Blue' PP23307	Blue Fescue	<input checked="" type="checkbox"/> F	<input checked="" type="checkbox"/> P	<input type="checkbox"/> S	6-10"	Bluest blue	Resists browning
F051	<i>Festuca glauca</i> 'Elijah Blue'	Elijah Blue Fescue	<input checked="" type="checkbox"/> F	<input type="checkbox"/> P	<input type="checkbox"/> S	8-10"	Dusty blue	Evergreen, salt & dry tolerant
H017	<i>Hakonechloa macra</i>	Japanese Forest Grass	<input type="checkbox"/> F	<input checked="" type="checkbox"/> P	<input checked="" type="checkbox"/> S	12-18"	Rich green	Loose, spilling habit
H004	<i>Hakonechloa macra</i> 'All Gold'	All Gold Forest Grass	<input type="checkbox"/> F	<input checked="" type="checkbox"/> P	<input checked="" type="checkbox"/> S	12"	Golden yellow	Most sun tolerant Hakonechloa
H002	<i>Hakonechloa macra</i> 'Aureola'	Golden Jap. Forest Grass	<input type="checkbox"/> F	<input checked="" type="checkbox"/> P	<input checked="" type="checkbox"/> S	18"	Green & yellow	Golden cascading habit
H007	<i>Hakonechloa macra</i> 'Beni-Kaze'	Green Forest Grass	<input type="checkbox"/> F	<input checked="" type="checkbox"/> P	<input checked="" type="checkbox"/> S	2-3 ft.	Green	Red fall color

\* Indicates good in wet conditions

SKU	Botanical Name	Common Name	Full Partial Shade			Ht	Foliage	Notes
			Sun	Exposure	Shade			
H001	<i>Hakonechloa macra</i> 'Fubuki'	White Variegated Forest Grass	<input type="checkbox"/> F	<input checked="" type="checkbox"/> P	<input checked="" type="checkbox"/> S	15-18"	White/green stripes	Fall pink/green stripes
H046	<i>Helictotrichon sempervirens</i> 'Sapphire'	Sapphire Oat Grass	<input checked="" type="checkbox"/> F	<input type="checkbox"/> P	<input type="checkbox"/> S	2 ft.	Blue gray	Improved rust resistance
L055	<i>Leymus arenarius</i> 'Blue Dune'	Bright Blue Dune Lyme grass	<input checked="" type="checkbox"/> F	<input type="checkbox"/> P	<input type="checkbox"/> S	18-24"	Bright blue foliage	More blue than species
L105	<i>Liriope muscari</i> 'Big Blue'	Big Blue Lily Turf	<input checked="" type="checkbox"/> F	<input checked="" type="checkbox"/> P	<input checked="" type="checkbox"/> S	12-15"	Dark green	Violet flower spikes
L132	<i>Liriope muscari</i> 'Love Potion #13'	Emerald Goddess (R) Lily Turf	<input checked="" type="checkbox"/> F	<input checked="" type="checkbox"/> P	<input type="checkbox"/> S	18"	Dark green	Good cold and drought tolerance
L121	<i>Liriope muscari</i> 'Variegata'	Variegated Lily Turf	<input checked="" type="checkbox"/> F	<input checked="" type="checkbox"/> P	<input checked="" type="checkbox"/> S	12-15"	Green with cream margins	Flowers later than species
L108	<i>Liriope spicata</i>	Creeping Lily Turf	<input checked="" type="checkbox"/> F	<input checked="" type="checkbox"/> P	<input checked="" type="checkbox"/> S	9-12"	Green	Hardy to zone 4
L122	<i>Liriope spicata</i> 'Silver Dragon'	Silver Dragon Creeping Lily Turf	<input checked="" type="checkbox"/> F	<input checked="" type="checkbox"/> P	<input checked="" type="checkbox"/> S	12-15"	Green & white	White flowers, sun tolerant
M262	<i>Miscanthus</i> 'Purpurascens'	Flame Grass	<input checked="" type="checkbox"/> F	<input type="checkbox"/> P	<input type="checkbox"/> S	4-6 ft.	Green	Seeds are sterile
M226	<i>Miscanthus sinensis</i> 'Adagio'	Adagio Japanese Silver Grass	<input checked="" type="checkbox"/> F	<input type="checkbox"/> P	<input type="checkbox"/> S	2-4 ft.	Silver	Blooms pink- white, like Yaku Jima
M238	<i>Miscanthus sinensis</i> 'Gracillimus'	Maiden Grass	<input checked="" type="checkbox"/> F	<input type="checkbox"/> P	<input type="checkbox"/> S	5-8 ft.	Green	Vase shape, October bloom
M250	<i>Miscanthus sinensis</i> 'Little Kitten'	Little Kitten Maiden Grass	<input checked="" type="checkbox"/> F	<input type="checkbox"/> P	<input type="checkbox"/> S	2-3 ft.	Green	Extremely compact
M245	<i>Miscanthus sinensis</i> 'Little Zebra'	Little Zebra Maiden Grass	<input checked="" type="checkbox"/> F	<input type="checkbox"/> P	<input type="checkbox"/> S	3-4 ft.	Green/yellow bands	Compact habit, burgundy plumes
M247	<i>Miscanthus sinensis</i> 'Morning Light'	Morning Light Maiden Grass	<input checked="" type="checkbox"/> F	<input checked="" type="checkbox"/> P	<input type="checkbox"/> S	4-5 ft.	Green & white	Silvery foliage
M260	<i>Miscanthus sinensis</i> 'NCMS1' PPAF	My Fair Maiden (tm) Maiden	<input checked="" type="checkbox"/> F	<input type="checkbox"/> P	<input type="checkbox"/> S	6-9 ft.	Green leaves, buff colored	Highly Infertile
M244	<i>Miscanthus sinensis</i> 'Strictus'	Porcupine Grass	<input checked="" type="checkbox"/> F	<input type="checkbox"/> P	<input type="checkbox"/> S	4-8 ft.	Green & yellow	More upright than Zebra grass
M236	<i>Miscanthus sinensis</i> 'Variegatus'	Japanese Silver Grass	<input checked="" type="checkbox"/> F	<input type="checkbox"/> P	<input type="checkbox"/> S	5-7 ft.	Green with white stripes	Broad longitudinal stripes
M232	<i>Miscanthus sinensis</i> 'Yaku Jima'	Yaku Jima Maiden Grass	<input checked="" type="checkbox"/> F	<input type="checkbox"/> P	<input type="checkbox"/> S	3-4 ft.	Green	Compact
M234	<i>Miscanthus sinensis</i> 'Zebrinus'	Zebra Grass	<input checked="" type="checkbox"/> F	<input type="checkbox"/> P	<input type="checkbox"/> S	4-6 ft.	Green-yellow	Horizontal stripes
M251 *	<i>Molinia caerulea</i> 'Skyracer'	Skyracer Moor Grass	<input checked="" type="checkbox"/> F	<input checked="" type="checkbox"/> P	<input type="checkbox"/> S	3-4 ft.	Blue green	Acidic, moist soil
M255 *	<i>Molinia caerulea</i> 'Variegata'	Variegated Moor Grass	<input checked="" type="checkbox"/> F	<input checked="" type="checkbox"/> P	<input type="checkbox"/> S	12-18"	Green with creamy white	Acidic, moist soil
M269	<i>Muhlenbergia capillaris</i>	Pink Hair Grass	<input checked="" type="checkbox"/> F	<input type="checkbox"/> P	<input type="checkbox"/> S	3 ft.	Green	Vibrant pink flower panicles
N028	<i>Nassella tenuissima</i>	Mexican Feather Grass	<input checked="" type="checkbox"/> F	<input type="checkbox"/> P	<input type="checkbox"/> S	18-24"	Lime green	Zone 7
O065	<i>Ophiopogon planis.</i> 'Ebony Knight'	Ebony Knight Mondo Grass	<input checked="" type="checkbox"/> F	<input checked="" type="checkbox"/> P	<input type="checkbox"/> S	5-7"	Black	Best color in sun
O070	<i>Ophiopogon planis.</i> 'Nigrescens'	Black Mondo Grass	<input checked="" type="checkbox"/> F	<input checked="" type="checkbox"/> P	<input type="checkbox"/> S	5-6"	Purplish-black	Lavender flowers
P021	<i>Panicum virgatum</i>	Switch Grass	<input checked="" type="checkbox"/> F	<input type="checkbox"/> P	<input type="checkbox"/> S	5-6 ft.	Green	Native, strong growth
P027	<i>Panicum virgatum</i> 'Cloud Nine'	Cloud Nine Switch Grass	<input checked="" type="checkbox"/> F	<input type="checkbox"/> P	<input type="checkbox"/> S	5-6 ft.	Blue-green	Airy blooms
P024	<i>Panicum virgatum</i> 'Heavy Metal'	Heavy Metal Switch Grass	<input checked="" type="checkbox"/> F	<input type="checkbox"/> P	<input type="checkbox"/> S	3-4 ft.	Metallic blue	Bright yellow in fall
P026	<i>Panicum virgatum</i> 'Northwind'	Upright Switch Grass	<input checked="" type="checkbox"/> F	<input type="checkbox"/> P	<input type="checkbox"/> S	4-6 ft.	Green	Very erect habit
P094	<i>Panicum virgatum</i> 'RR1' PP17944	Ruby Ribbons (tm) Switch Grass	<input checked="" type="checkbox"/> F	<input type="checkbox"/> P	<input type="checkbox"/> S	3-4 ft.	Blue-green/wine red	Red fall color
P028	<i>Panicum virgatum</i> 'Shenandoah'	Red Switch Grass	<input checked="" type="checkbox"/> F	<input type="checkbox"/> P	<input type="checkbox"/> S	3-4 ft.	Red foliage	Red inflorescence in fall
P007	<i>Panicum virgatum</i> 'Thundercloud'	Tall Switchgrass	<input checked="" type="checkbox"/> F	<input type="checkbox"/> P	<input type="checkbox"/> S	7 ft.	Blue green	Deep vase shape

\* Indicates good in wet conditions

SKU	Botanical Name	Common Name	Sun Exposure			Ht	Foliage	Notes
			Full	Partial	Shade			
P172	<i>Pennisetum a.</i> 'Burgundy Bunny'	Burgundy Bunny Fountain Grass	<input checked="" type="checkbox"/> F	<input type="checkbox"/> P	<input type="checkbox"/> S	12-18"	Red highlights	Intense burgundy fall color
P058	<i>Pennisetum alopecuroides</i>	Fountain Grass	<input checked="" type="checkbox"/> F	<input type="checkbox"/> P	<input type="checkbox"/> S	3-4 ft.	Green	Flower like fox tails
P061	<i>Pennisetum alopecuroides</i> 'Hameln'	Hameln Fountain Grass	<input checked="" type="checkbox"/> F	<input type="checkbox"/> P	<input type="checkbox"/> S	2-3 ft.	Green	Dwarf
P062	<i>Pennisetum alopecuroides</i> 'Little Bunny'	Little Bunny Fountain Grass	<input checked="" type="checkbox"/> F	<input type="checkbox"/> P	<input type="checkbox"/> S	12-18"	Green	Miniature fox tails
P059	<i>Pennisetum alopecuroides</i> 'Moudry'	Moudry Fountain Grass	<input checked="" type="checkbox"/> F	<input type="checkbox"/> P	<input type="checkbox"/> S	2-3 ft.	Green	Dark blooms
P668	<i>Pennisetum alopecuroides</i> 'Piglet'	Piglet Fountain Grass	<input checked="" type="checkbox"/> F	<input type="checkbox"/> P	<input type="checkbox"/> S	18"	Green	Substantial tan flowers
P665	<i>Pennisetum</i> 'Fireworks' PP18504	ANNUAL Fireworks Fountain	<input checked="" type="checkbox"/> F	<input type="checkbox"/> P	<input type="checkbox"/> S	24-30"	Pink/purple/white	Great accent plant, zone 9
P052	<i>Pennisetum orientale</i> 'Karley Rose'	Karley Rose Fountain Grass	<input checked="" type="checkbox"/> F	<input type="checkbox"/> P	<input type="checkbox"/> S	2-3 ft.	Green	Rose-purple inflorescence
P064	<i>Pennisetum setaceum</i> 'Rubrum'	ANNUAL Red Fountain Grass	<input checked="" type="checkbox"/> F	<input type="checkbox"/> P	<input type="checkbox"/> S	5 ft.	Red	Zone 9
S095	<i>Schizachyrium scop.</i> 'Carousel'	Carousel Little Bluestem	<input checked="" type="checkbox"/> F	<input type="checkbox"/> P	<input type="checkbox"/> S	24-30"	Blue-green	Stays upright in winter
S089	<i>Schizachyrium scop.</i> 'Prairie Blues'	Prairie Blues Little Bluestem	<input checked="" type="checkbox"/> F	<input type="checkbox"/> P	<input type="checkbox"/> S	2-3 ft.	Blue	Red in fall, stays upright in fall
S105	<i>Schizachyrium scop.</i> 'Standing Ovation'	Little Bluestem	<input checked="" type="checkbox"/> F	<input type="checkbox"/> P	<input type="checkbox"/> S	3-4 ft.	Blue, red fall color	Sturdy, upright stems
S088	<i>Schizachyrium scoparium</i>	Little Bluestem	<input checked="" type="checkbox"/> F	<input type="checkbox"/> P	<input type="checkbox"/> S	3-3.5 ft.	Thin, shiny bluish	Nice red fall color, native
S168	* <i>Spartina alterniflora</i>	Smooth Cordgrass	<input checked="" type="checkbox"/> F	<input type="checkbox"/> P	<input type="checkbox"/> S	3-5 ft.	Green	Salt & brackish marsh
S150	<i>Sporobolus heterolepis</i>	Prairie Dropseed	<input checked="" type="checkbox"/> F	<input type="checkbox"/> P	<input type="checkbox"/> S	2 ft.	Green narrow leaves	American native prairie grass

# Heather/Heath information



Calluna



Erica

## Calluna vulgaris

SKU	Variety	Flower Color	Ht.	Habit	Bloom	Notes
C002	'Alba Erecta'	White	18"	U	July-Aug.	* Medium green- attractive habit
C005	'Alba Rigida'	White	12"	B	Aug-Oct.	Compact- distinct rigid growth habit
C008	'Barnett Anley'	Red purple	15"	U	Aug-Oct.	Bright green with purple tint in winter
C009	'Beoley Gold'	White	18"	B	Aug-Nov.	* Bright yellow foliage with gold tints
C007	'Blazeaway'	Light mauve	15"	B	Aug-Sept.	Yellow foliage in summer, orange & red in winter
C073	'C W Nix'	Purple-red	24"	U	Aug-Sept.	Dark green- profuse bloom
C012	'Caerketton White'	White	18"	U	June-July	Medium green foliage- blooms early
C010	'County Wicklow'	Lavender pink, double	12"	B	July-Oct.	* Medium green, profuse bloom
C020	'Cupraea'	Mauve	15"	U	Aug-Sept.	* Coppery turning bronze red in winter
C026	'David Eason'	Purple pink	18"	U	Sept-Nov.	Light green foliage- buds do not open
C030	'Else Frye'	White, double	18"	U	Aug-Sept.	* Medium green foliage
C034	'Firefly'	Deep mauve	18"	U	Aug-Sept.	Yellow to red foliage
C040	'Gold Haze'	White	18"	U	Aug-Sept.	Pale yellow foliage
C059	'Hoyerhagen'	Pale crimson	10"	B	Aug-Sept.	Orange-gold foliage
C060	'J H Hamilton'	Bright pink, double	9"	B	Aug-Oct.	* Profuse bloom
C033	'Jimmy Dyce'	Double lilac	8"	B	Sept-Nov.	Dark green foliage turning bronze in winter
C082	'Kerstin'	Mauve	12"	B	July-Sept.	Gray-green foliage tinged w/red/pink in spring
C064	'Kinlochruel'	White, double	10"	B	July-Sept.	Green with bronze tips in winter- profuse bloom
C070	'Mairs Variety'	White	30"	U	Aug-Sept.	* Medium green-vigorous
C061	'Marleen'	White with purple	12"	U	Sept-Nov.	Dark green
C062	'Martha Hermann'	White	12"	U	June-Aug.	Bright green foliage
C066	'Mick Jamison' (Mr Jay)	Deep pink, semi double	14"	B	July-Oct.	Dark green foliage
C072	'Mrs. Ronald Gray'	Purple	3"	S	Aug-Sept.	Very tight growth

## SYLVAN NURSERY, INC.

1028 Horseneck Road  
Westport, MA 02790  
508-636-4573 508-636-5615 FAX 508-636-3397

1/12/16

Some cultivars in limited supply and/or size

Many of the listed varieties can be found in one or more of the following sizes:

3" deep pot, 4" pot, 5.5" pot, #1, #2, #3, B&B

C105	'Multicolor'	Pale mauve	6"	B	Aug-Sept.	Yellow foliage in summer, orange & red in winter
C075	'Orange Queen'	Lilac-rose	12"	B	Aug-Sept.	Gold turning to orange in winter
C076	'Red Haze'	Mauve	18"	U	Aug-Sept.	Yellow turning red in winter
C078	'Robert Chapman'	Mauve	18"	B	Aug-Sept.	Yellow foliage in summer, orange & red in winter
C080	'Rosea'	Rose pink	15"	B	Aug-Sept.	* Light green foliage- profuse bloom
C110	'Silver Knight'	Lavender	24"	U	Aug-Sept.	* Silver gray foliage deepening to purple gray
C108	'Spring Torch'	Mauve	16"	B	Aug-Oct.	Lt. green foliage with tips cream & pink in summer
C096	'Tenuis'	Red-purple	6"	B	July-Nov.	* Dark green foliage- long flowering
C100	'Tib'	Red-purple	18"	U	July-Nov.	* Dark green foliage- profuse bloom
C112	'White Lawn'	White	2"	S	Aug-Sept.	Green foliage, prostrate
C113	'Wickwar Flame'	Mauve	20"	U	Aug-Nov.	Gold foliage, orange-gold in winter
C114	'Winter Chocolate'	Lavender	8"	M	Aug-Oct.	Gold foliage with pink tips in summer, bronze in winter

## ***Erica*** ***carnea***

SKU	Variety	Flower Color	Ht.	Habit	Bloom	Notes
E119	'December Red'	Rose	12"	S	Dec-Feb.	* Medium green foliage
E126	'Pirbright Rose'	Rose Pink	6"	B	Jan-April	Medium green foliage
E125	'Springwood Pink'	Pink	9"	S	Jan-April	* Light green foliage
E130	'Springwood White'	White	9"	S	Jan-April	* Light green foliage
E170	'Winter Beauty'	Pink	12"	B	Jan-April	* Dark green foliage

## ***cinerea***

SKU	Variety	Flower Color	Ht.	Habit	Bloom	Notes
E107	'C D Eason'	Deep purple	10"	S	July-Aug.	Dark green foliage

## ***darleyensis***

SKU	Variety	Flower Color	Ht.	Habit	Bloom	Notes
E110	'Furzey'	Deep pink	15"	B	Jan-April	* Dark green
E127	'Mary Helen'	Pink	10"	B	Feb-April	Yellow/gold foliage bronzing in winter
E120	'Med. White - Silberschmelze'	White	18"	B	Jan-April	* Dark green foliage- very popular
E115	'Mediterranean Pink'	Pink	18"	B	Jan-April	* Dark green foliage



# Hibiscus

SKU	Variety	Ht	Flower Color	Flower Description
H702	Anemonaeflorus	15'	Pink	Double pink.
H700	Aphrodite	12'x6'	Pink	Single rose pink ruffled with dark red eye, near sterile.
H704	Ardens	12'x5'	Lavender	Double lavender blue with a 2.5" diameter, near sterile.
H713	Blue Bird	10' x 6'	Blue	Single blue, small red center with a 3" diameter, near sterile
H765	Blue Chiffon	15'	Blue	Semi-double, blue with anemone center.
H709	Blue Satin	8-12'	Royal Blue	Single bluish, red eye, rich color, near sterile.
H785	Blush Satin	12'	Pink	Single, soft pink with a red eye.
H712	Blushing Bride	12'x8'	White	Double, rich pink fading to white, near sterile.
H715	Collie Mullins	10'	Puple Lavender	Double purple.
H720	Diana	12'x6'	White	Single white, 5", wavy petals, near sterile.
H747	First Editions Bali	8x7'	White/red eye	Compact habit, semi double flower.
H759	First Editions Fiji	8x7'	Blush/red eye	Compact habit, semi double flower.
H749	First Editions Tahiti	8'	Fuchsia	Single, fuchsia pink with a dark red eye
H724	Freedom	15'	Red	Single and double red hues.
H727	Helene	12'	White/red eye	Single white with red eye, near sterile.
H740	JDC	10'	Lavender	Single lavender.
H732	Jeanne D'Arc	12'	White	Double pure white .
H744	Lady Stanley	12'	White	Single white with pink eye, near sterile.
H746	Lavender Chiffon	10'	Lavender	Semi-double, large, anemone-like centers.
H795	Lil'Kim™	3-5'	White with red center	Single white with red center, Compact growing variety.
H797	Lohengrin	15'	White/red eye	Single, white with red eye.
H748	Lucy	12'	Red	Double reddish purple, near sterile.
H756	Minerva	8-12'	Lavender	Single lavender, with red eye, near sterile
H761	Pink Giant	8-10'	Pale Pink	Pink, 4-5", burgundy throat.
H768	Red Heart	12'	White	Single white with red eye.

<b>SKU</b>	<b>Variety</b>	<b>Ht</b>	<b>Flower Color</b>	<b>Flower Description</b>
H729	Rose Satin	15'	Pink	Single rose-pink, frilled petals.
H799	Variegata	12-15'	Maroon	Single, buds do not fully open.
H787	Violet Satin	15'	Violet	Single red-violet with red eye.
H776	W R Smith	12'	White	Single white.
H777	White Chiffon	8-12'	White	Semi-double, large with anemone-like center.
H780	Woodbridge	12'x 6'	Rose pink	Single rose pink with red eye.

# Holly

## Deciduous

SKU	Botanical Name	Common Name	Size	Notes
I370	verticillata	Winterberry Holly	15'x15'	Great native for wet areas, female & male needed for fruit.
I371	verticillata 'Berry Heavy'	Berry Heavy Winterberry-female	8x8'	Abundant fruit set.
I378	verticillata 'Jim Dandy'	Jim Dandy Winterberry-male	10x7'	Rounded, densely branched, slow growing, male pollinator.
I377	verticillata 'Red Sprite'	Red Sprite Winterberry-female	5'x5'	Nice compact form, large fruit.
I379	verticillata 'Southern Gentleman'	Southern Gentleman Winterberry -male	8x7'	Rounded habit, male pollinator.
I376	verticillata 'Sparkleberry'	Sparkleberry Winterberry-female	15'x7'	Bright red profuse fruit. Polly Hill's favorite.
I390	verticillata 'Winter Gold'	Winter Gold Winterberry-female Yellow	7x7'	Rounded habit, berries are light coral-orange.
I373	verticillata 'Winter Red'®	Winterred® Winterberry-female	9'x8'	Persistent large fruit, Michael Dirr's favorite.

## Inkberry

SKU	Botanical Name	Common Name	Size	Notes
I220	glabra	Inkberry	8'x10'	Excellent native, soft texture, prefers moist soils.
I230	glabra 'Compacta'	Compact Inkberry	6'x6'	Compact leaves and branching, largest specimen 10x15'.
I232	glabra 'Densa'	Dense Inkberry	8x10'	Oval rounded habit, leathery dark green leaves.
I234	glabra 'Nigra'	Nigra Inkberry	6' x 6'	Compact habit, retains lower foliage with age, glossy foliage.
I235	glabra 'Shamrock'	Shamrock Inkberry	5'x5'	Tight uniform habit, narrow medium green leaves.

## Japanese

SKU	Botanical Name	Common Name	Size	Notes
I150	crenata 'Compacta'	Compact Japanese Holly	6'	Habit compact without pruning, but can be pruned heavily.
I161	crenata 'Drops of Gold'	Drops Of Gold Japanese Holly	3-4'	Splashes of gold in full sun.
I170	crenata 'Green Luster'	Green Luster Japanese Holly	5'x10'	Glossy large leaves, female.
I180	crenata 'Helleri'	Heller's Japanese Holly	4x6'	Dwarf, spreading compact habit, flat topped.
I195	crenata 'Hoogendoorn'	Hoogendorn Japanese Holly	2.5'x3'	Dense, handsome, compact, male.
I213	crenata 'Sky Pencil'	Sky Pencil Japanese Holly	8'	Unique columnar form, slender, densely branched, female.
I214	crenata 'Soft Touch'	Soft Touch Japanese Holly	2x3'	Dense, compact low mounded habit, soft to touch, female.
I215	crenata 'Steeds'	Steeds Japanese Holly	8'x5'	Upright pyramidal habit, shiny dark green leaves.

## **Meserveae**

<b>SKU</b>	<b>Botanical Name</b>	<b>Common Name</b>	<b>Size</b>	<b>Notes</b>
I240	meserveae 'Blue Angel'	Blue Angel Meserve Hybrid Holly	8'x8'	Crinkled dark green foliage, full dense habit, slow growing.
I242	meserveae 'Blue Boy'	Blue Boy Meserve Holly	12' X 5'	Dark green foliage. Pollinator for female Meserve Hollies.
I272	meserveae 'Blue Maid'	Blue Maid Meserve Hybrid Holly	15'	3rd most hardy blue female, fast growing pyramid, shiny leaves.
I280	meserveae 'Blue Prince'	Blue Prince Meserve Hybrid Holly	12'	Hardest blue male, dense, broad, shrubby nature.
I290	meserveae 'Blue Princess'	Blue Princess Meserve Hybrid Holly	15'x10'	Best fruit producer, 2nd most hardy, dark bluish green foliage.
I340	meserveae 'Castle Spire'	Castle Spire Holly	10x5'	Compact pyramidal habit, female.
I299	meserveae 'Centennial Girl'	Centennial Girl Holly	15'x8'	Upright conical habit, matte leaf, female.
I263	meserveae 'China Boy'	China Boy Meserve Hybrid Holly	10'x8'	Glossy light green foliage, compact.
I262	meserveae 'China Girl'	China Girl Meserve Hybrid Holly	10'x10'	Lustrous light green foliage, rounded habit.
I270	meserveae 'Dragon Lady'	Dragon Lady Meserve Hybrid Holly	20'x6'	Pyramidal-columnar habit, very spiny dark green foliage.
I350	meserveae 'Emerald Magic'	Emerald Magic Meserve Hybrid Holly	4x4'	Tight habit, blue-green foliage turns burgundy in fall.
I295	meserveae 'Golden Girl'	Golden Girl Meserve Hybrid Holly	12'x7'	Broad pyramidal habit, yellow fruit.

## **Tree/Large Shrub**

<b>SKU</b>	<b>Botanical Name</b>	<b>Common Name</b>	<b>Size</b>	<b>Notes</b>
I310	opaca	American Holly	50'x40'	A beautiful native, matte spiny leaves, open habit in shade.
I360	pedunculosa	Long Stalk Holly	25'x25'	Leaves are long, narrow, smooth, no spines, medium green.
I330	x 'Christmas Jewel'™	Christmas Jewel Hybrid Holly	10' x 5'	Compact pyramidal form. Red berries do not require a
I080	x 'Nellie Stevens'	Nellie Stevens Hybrid Holly	15'-25'	Fast growing, heavily fruiting (red), lustrous dark green foliage.

# Hydrangea

Flower color can vary depending on soil pH  
 Low pH or Acidic soil conditions Blue higher pH Pink blooms

Lace Cap = Flat Flower type  
 Hortensis = Ball shaped  
 Panicle = Elongated type

SKU	Variety	Flower Color	pH Stability	Size	Flower Type	Notes
H127	anomala petiolaris	White	Stable	to 50'	Lace Cap	Late June, climber via aerial rootlets, exfoliating bark
H130	arborescens	White	Stable	3' x 6'	Lace Cap	Native eastern US, blooms on new wood
H135	arborescens 'Abetwo' Incrediball™	White	Stable	4' x 5'	Hortensis	improved Annabelle with larger globular flowers
H131	arborescens 'Annabelle'	White	Stable	4' x 6'	Hortensis	Erect flower heads, blooms 10-14 days after species
H142	arborescens White Dome®	White	Stable	4' x 6'	Lace Cap	Flowers larger than species
H185	mac. 'All Summer Beauty'	Pink-blue	Variable	5' x 5'	Hortensis	Floriferous
H158	mac. 'Alpengluhen' (Glowing Embers)	Red-purple	Variable	4' x 4'	Hortensis	Large florets, shiny leaves, similar to Azorean hydrangea
H128	mac. 'Blaumeise' (Teller Blue)	Blue	Variable	6 x 6'	Lace Cap	Similar to Blue Cassel, hardiest of Teller series
H452	mac. 'Blue Cassel'	Lavender-blue	Variable	5' x 5'	Lace Cap	Blooms on old & new wood, similar to Blaumeise
H152	mac. 'Blue Wave'	Pink-blue	Variable	6' x 6'	Lace Cap	Seedling of Maresii, wavy edged florets
H140	mac. 'Coerulea Lace'	Pink-blue	Stable	4' x 6'	Lace Cap	One of the hardiest, old fashioned
H295	mac. 'Color Fantasy'	Red-purple	Variable	3' x 4'	Hortensis	Deep pink to red flowers on dark green foliage
H379	mac. 'Everlasting Amethyst'	Blue	Variable	30" x 30"	Hortensis	Compact. Remontant. Flowers fade from blue/pink to green.
H389	mac. 'Everlasting Garnet'	Pink	Variable	3' x 3'	Hortensis	Flowers start bright pink then fade and become green.
H375	mac. 'Everlasting Revolution	Multi	Variable	3' x 4'	Hortensis	Flowers change color with time and gradually flush green.
H201	mac. 'Fire Light'	White	Stable	5' x 6'	Panicle	Compact form with flowers turning bright red in fall.
H280	mac. 'L.A. Dreamin'	Multi	Variable	3' x 3'	Hortensis	Blooms on new and old wood. Flower color variable with pH.
H250	mac. 'Lady in Red'	Pink & white	stable	4' x 4'	Lace Cap	Flowers age to burgundy red, high mildew resistance
H161	mac. 'Lanarth White'	White with pink	Stable	4' x 4'	Lace Cap	Very tough, takes wind and full sun
H195	mac. 'Merritt's Supreme'	Pink-lavender	Variable	4' x 5'	Hortensis	Compact form, large florets
H149	mac. 'Mme. Emile Mouillere'	White w/pink	Variable	5' x 5'	Hortensis	Can have pink or blue eye, similar to Sister Theresa
H160	mac. 'Nikko Blue'	Pink-blue	Variable	6' x 6'	Hortensis	Vigorous growing, large flower
H177	mac. 'Penny Mac'	Pink-blue	Variable	5' x 5'	Hortensis	Blooms on old & new wood, similar to Endless Summer™
H178	mac. 'Pia' (Pink Elf™)	Pink-purple	Stable	2' x 3'	Hortensis	Florets have white eyes

SKU	Variety	Flower Color	pH Stability	Size	Flower Type	Notes
H232	mac. 'Purple Majesty'	Purple-red	Variable	5' x 5'	Hortensis	Deep purple when in acidic soil
H163	mac. 'Shamrock'	Pink-lavender	Variable	4' x 4'	Lace Cap	Long blooming, compact, with double florets
H164	mac. 'Sister Theresa'	White-pink	Stable	4' x 5'	Hortensis	Matures to pink blush, similar to Mme. Emile Mouillere
H129	mac. 'Teller Pink'	Pink	Stable	4' x 6'	Lace Cap	Summer blooming. Part shade
H165	mac. 'Tokyo Delight'	White-pink	Stable	5'	Lace Cap	Leaves russet to purple in Autumn, fertile flowers pink
H190	mac. 'Variegata'	Pink-blue	Variable	4'	Lace Cap	Leaves edged creamy white, like Maresii but variegated, zone 6
H258	mac. 'Zebra'	White	Stable	4' x 4'	Hortensis	Flowers start green then turn white. Black stems. pH stable.
H356	mac. Cityline™ Berlin	Pink-blue	Variable	3' x 3'	Hortensis	Flowers emerge with a green eye, filling in as they mature
H457	mac. Cityline™ Mars	Pink-blue	Variable	3' x 3'	Hortensis	Pink or blue with white bi-colored, maturing green
H362	mac. Cityline™ Paris	Red-purple	Variable	3' x 3'	Hortensis	Flowers emerge with a green eye
H319	mac. Cityline™ Rio	Pink to blue	Variable	3' x 3'	Hortensis	Blooms on old & new wood, similar to Let's Dance® Big Easy™
H349	mac. Cityline™ Venice	Pink-blue	Variable	3' x 3'	Hortensis	Flower emerges with a green eye
H315	mac. Cityline™ Vienna	Pink-blue	Variable	3' x 3'	Hortensis	Blooms on old & new wood, similar to Let's Dance® Moonlight™
H455	mac. Edgy® Orbits	Pink-blue	Variable	4' x 4'	Lace Cap	Double flowers with white variegation
H307	mac. Endless Summer® Bloomstruck™	Pink-blue	Variable	4' x 4'	Hortensis	Blooms on old and new wood, dwarf
H157	mac. Endless Summer™	Pink-blue	Variable	5' x 5'	Hortensis	Blooms on new and old wood, similar to Nantucket Blue™
H138	mac. Endless Summer™ Blushing Bride™	Pale pink-pale bl	Variable	4' x 6'	Hortensis	Blooms on new and old wood
H191	mac. Endless Summer™ Twist n' Shout™	Pink-blue	Variable	4' x 4'	Lace Cap	Blooms on old and new wood, similar to Let's Dance Starlight™
H166	mac. Fanfare™	Pink-blue	Variable	4' x 4'	Hortensis	Blooms on old & new wood, white sepal margins
H325	mac. Let's Dance® Moonlight™	Pink-blue	Variable	4' x 4'	Hortensis	Blooms on old & new wood, similar to Cityline™ Vienna
H337	mac. Lets Dance® Big Easy™	Pink-blue	Variable	3' x 4'	Hortensis	Blooms on old & new wood, similar to Cityline™ Rio
M335	mac. Nantucket Blue™	Pink-blue	Variable	5' x 5'	Hortensis	Blooms on old & new wood, similar to Endless Summer™
H259	mac. Red Sensation	Red-purple	Variable	3' x 4'	Hortensis	Remotant quality under debate
H162	mac. Snow Storm	White	Stable	4' x 4'	Hortensis	Blooms on old & new wood
H136	paniculata 'DVPinky' (Pinky Winky™)	White	Stable	6' x 6'	Panicle	Semi-open panicle, fades pink
H825	paniculata 'Fire & Ice'	White	Stable	5' x 5'	Panicle	White open panicles mature to pink then red
H170	paniculata 'Grandiflora' (Pee Gee)	White	Stable	15' x 10'	Panicle	Dries pink, zone 4, also available in tree form
H820	paniculata 'Great Star'	white	Stable	6' x 6'	Panicle	Extra-large florets up to 4" wide
H174	paniculata 'Kyushu'	Creamy white	Stable	10' x 10'	Panicle	Panicles are mixed sterile/fertile. Also available in tree form

SKU	Variety	Flower Color	pH Stability	Size	Flower Type	Notes
H167	paniculata 'Little Lamb'	White	Stable	6' x 6'	Panicle	Small inflorescences, sepals cover the fertile flowers
H830	paniculata 'Phantom'	White	Stable	15' x 9'	Panicle	Full panicles open white in August, turning pale pink in September
H173	paniculata 'Pink Diamond'	White-pink	Stable	10' x 8'	Panicle	Late summer bloom, large open panicle, available in tree form
H272	paniculata 'Sweet Summer'	White	Stable	5' x 5'	Panicle	Compact form. White flowers turn light pink as they age.
H175	paniculata 'Tardiva'	White	Stable	10' x 10'	Panicle	Panicles are mixed sterile/fertile, 6", also available in tree form
H176	paniculata 'Unique'	Pure white	Stable	10' x 10'	Panicle	Late flowering, open panicle, available in tree form
H840	paniculata 'Zin Fin Doll'	White	Stable	6' x 6'	Panicle	Compact form. Flowers start white then turn red from base up.
H412	paniculata Bobo®	White	Stable	3' x 4'	Panicle	Rounded white full panicles open in August, fading pale pink
H171	paniculata Bombshell™	White	Stable	3' x 4'	Panicle	Floriferous & compact
H169	paniculata Limelight™	White	Stable	10' x 6'	Panicle	Full panicle, opening lime green, maturing white
H810	paniculata Little Lime™	White	Stable	6' x 6'	Panicle	Chartreuse to white full panicles, compact plant
H192	paniculata Quick Fire™	White	Stable	10' x 8'	Panicle	Large open panicles fade pink, blooms early
H197	paniculata Snow Mountain™	White	Stable	10' x 10'	Panicle	Open panicles, available in tree form
H432	paniculata Strawberry Sundae™	White	Stable	5' x 5'	Panicle	Full panicles open white turning bubble gum pink
H137	paniculata The Swan™	White	stable	6' x 6'	Panicle	Large sepals, semi-open panicle, similar to Great Star™
H815	paniculata Tickled Pink®	White	Stable	5' x 6'	Panicle	Semi-full white panicles age rosy pink
H800	paniculata Vanilla Strawberry™	White	Stable	7' x 5'	Panicle	Full white panicles mature to deeper shades of pink
H835	paniculata White Diamonds®	White	Stable	5' x 5'	Panicle	Michael Dirr introduction, full panicle, fades pink
H180	quercifolia	White	Variable	4' x 6'	Panicle	stoloniferous, exfoliating bark, good fall color
H179	quercifolia 'Alice'	Creamy white	Stable	8' x 8'	Panicle	Vigorous dark green to burgundy foliage. 12-14" inflorescences
H450	quercifolia 'Munchkin'	White	Stable	3' x 5'	Panicle	Flowers turn pink and foliage turns burgundy in fall.
H184	quercifolia 'Pee Wee'	White	Variable	4' x 5'	Panicle	Compact growing form, 4-5" inflorescences
H417	quercifolia 'Ruby Slippers'	White	Stable	3.5' x 4'	Panicle	Full panicles open white, maturing to ruby pink
H189	quercifolia 'Sikes Dwarf'	White	Stable	4' x 4'	Panicle	Inflorescences are larger than ' Pee Wee'
H181	quercifolia 'Snow Queen'	White	Variable	6' x 6'	Panicle	Upright panicles, more numerous
H182	quercifolia 'Snowflake'	White	Variable	4' x 4'	Panicle	Double, heavy heads, 12-15" panicles, beautiful!
H183	serrata 'Blue Bird'	Lt pink-lt Blue	Variable	4' x 6'	Lace Cap	Hardier than macrophylla types
H148	serrata 'Preziosa'	White-pink-plum	Stable	3' x 4'	Hortensis	Narrower leaves, flowers start pink fade to dark red
H208	serrata 'Tiny Tuff Stuff™'	Blue-Pink	Variable	2' x 2'	Lace Cap	Rebloomer. Lavender flowers fade to soft pink.

---

SKU	Variety	Flower Color	pH Stability	Size	Flower Type	Notes
H207	Serrata 'Tuff Stuff™'	Pink	Variable	3' x 3'	Lace Cap	Remontant variety. Flowers variable from blue to pink.

---



# Japanese Maples

SKU	Botanical Name	Height x Spread	Notes
A081	<i>Acer japonicum</i> 'Aconitifolium'	15' x 15'	A green upright tree w/big divided leaves that turn red-orange in fall
A174	<i>Acer japonicum</i> 'Attaryi'	35'	Similar leaves to 'Aconitifolium', but more deeply incised & larger, orange-red fall foliage
A082	<i>Acer japonicum</i> 'Green Cascade'	5' x 8'	This weeping form has a similar leaf to 'Aconitifolium', with staking can grow taller
A090	<i>Acer palmatum</i>	25' x 25'	Small bright green leaves, dense rounded top with spreading branches produces a layered look, protect from drying winds.
A176	<i>Acer palmatum</i> 'Ao Shime No Uchi'	10' x 10'	Fine, threadlike green leaves turn orange & gold in fall. Best grown in a spot with afternoon shade. Broad upright habit.
A125	<i>Acer palmatum</i> 'Atrolineare'	8' x 7'	Fine thread-like leaves start red, turning bronzy green, then fall color is reddish-orange, open topped, vase shaped habit
A120	<i>Acer palmatum</i> 'Bloodgood'	30' x 20'	Burgundy red foliage, holding color through the summer, crimson in fall
A116	<i>Acer palmatum</i> 'Burgundy Lace'	12' x 12'	Burgundy red foliage, turning bronze-green
A096	<i>Acer palmatum</i> 'Emperor I'	20' x 15'	Dark purple-red spring foliage, turns crimson in fall, wide upright habit, holds color well in shade. Improved Bloodgood
A145	<i>Acer palmatum</i> 'Fireglow'	12' x 6'	Emerging spring foliage bright pink-red, turning deep red then purple-red in fall, slow growing upright form.
A133	<i>Acer palmatum</i> 'Katsura'	24'	Leaves emerge pale yellow w/orange margins and tips, maturing to pale green, fall foliage is yellow & orange

SKU	Botanical Name	Height x Spread	Notes
A166	Acer palmatum 'Mikawa yatsubusa'	5 x 5'	Large green leaves on this small plant create a dense layered effect, fall foliage is red/orange
A124	Acer palmatum 'Omure Yama'	25' x 20'	Foliage is deeply divided and green (but not dissected). Form is spreading upright becoming weeping with age.
A158	Acer palmatum 'Osakazuki'	20' x 15'	Green foliage turns brilliant red in fall. Growth habit is upright and rounded.
A084	Acer palmatum 'Purple Ghost'	12'	Leaves emerge purple-fuchsia w/black venation, maturing to red, leaf edges are frilled
A161	Acer palmatum 'Rhode Island Red'	5' x 5'	Dense, compact branching on a symmetrically oval form, rich red-purple foliage turns fiery red in fall; dark red stems in winter
A197	Acer palmatum 'Ryusen'	20' x 8'	Strong weeping habit, cascading green foliage becomes brilliant golden-red-orange
A100	Acer palmatum 'Sango kaku'	25' x 15-20'	Brilliant coral colored winter bark, best color in full sun. Red tinged new foliage with good golden yellow fall color
A152	Acer palmatum 'Seiryu'	21' x 12'	Upright habit w/deeply dissected green leaves, leaves emerge tipped in orange, mature to light green, yellow & crimson in fall
A095	Acer palmatum 'Shaina'	6' x 5'	Compact, bushy habit with bright red spring foliage that deepens to dark maroon turning brilliant reds in fall
A149	Acer palmatum 'Sharp's Pygmy'	4' x 4+'	Slow growing, spreading dwarf form with a bonsai-like appearance. Green in spring becoming scarlet-orange in fall
A151	Acer palmatum 'Sherwood Flame'	15' x 10'	Upright habit, purplish spring foliage redder in summer, fall it intensifies. Similar to 'Burgundy Lace' but holds color better
A169	Acer palmatum 'Shindeshojo'	10' x 6'	Leaves emerge a brilliant pink color, fading to a mix of green and red. Reddish-orange fall color.
A159	Acer palmatum 'Shirazz' <sup>TM</sup>	15' x 10'	Multi colored foliage - greens, pinks and creamy white that shifts to scarlet in fall. Mature form has gracefully arching branches.

SKU	Botanical Name	Height x Spread	Notes
A154	<i>Acer palmatum</i> 'Shishigashira'	15' x 12'	Compact, upright form, with curled foliage that grows in tufts along the branches. Very showy fall display of crimson & gold
A156	<i>Acer palmatum</i> 'Skeeter's Broom'	6' x 3'	Dwarf columnar form. Red leaves in spring darken to burgundy in summer. Red fall color. A broom discovered growing on 'Bloodgood'.
A136	<i>Acer palmatum</i> 'Tsuma gaki'	9'	Leaves emerge drooping, coloration is similar to 'Katsura'
A162	<i>Acer palmatum</i> 'Twombly's Red Sentinel'	15' x 8'	Unusual columnar form, burgundy foliage turning crimson in fall
A138	<i>Acer palmatum</i> 'Villa Taranto'	10' x 10'	Spidery, threadlike foliage emerges brick-red in spring, then fades to green. In fall the leaves turn a golden yellow.
A135	<i>Acer palmatum dissectum</i> 'Crimson Queen'	9' x 12'	Deep burgundy foliage maintains color through season, crimson in fall
A140	<i>Acer palmatum dissectum</i> 'Ever Red'	10' x 10'	Red foliage holds well through the season, flaming red in fall. A vigorous grower with a weeping habit
A144	<i>Acer palmatum dissectum</i> 'Garnet'	6' x 8'	Gemstone red, maintains color in sun; greenish cast in shade, brighter red in fall, a beautiful cascading form
A122	<i>Acer palmatum dissectum</i> 'Green Mist'	8' x 10'	Low-growing, cascading form. Green foliage is finely dissected and turns orange-red in fall.
A146	<i>Acer palmatum dissectum</i> 'Inaba shidare'	6' x 9'	An old cultivar has larger leaves; spring foliage is dark purple-red that becomes fiery red in fall, an upright cascading form
A134	<i>Acer palmatum dissectum</i> 'Orangeola'	9' x 7'	Orange-red foliage turning red, upright mounding form
A147	<i>Acer palmatum dissectum</i> 'Tamuke yama'	8' x 12'	A very old cultivar, considered one of the best dissectums, fast growing, maroon spring foliage, bright red in fall, cascading
A150	<i>Acer palmatum dissectum</i> 'Viridis'	6' x 8'	Spring foliage light green, holds green summer color, turns a lovely gold with some crimson in fall. Long cascading branches

SKU	Botanical Name	Height x Spread	Notes
A218	Acer shirasawanum 'Aureum'	24'	A very slow grower, fat palmate chartreuse leaves, red to orange in fall

---

# Juniper

## Groundcover

SKU	Botanical Name	Common Name	Size	Notes
J065	chinensis 'Daub's Frosted'	Daub's Frosted	2'x4'	Blue-green foliage tipped in gold
J360	chinensis 'Sargentii 'Glauca'	Blue Sargent	1.5'x6'	Feathery blue-green foliage, salt tolerant
J350	chinensis 'Sargentii'	Green Sargent	2'x9'	Resistant to Juniper Blight, salt tolerant
J402	communis 'Green Carpet'	Green Carpet	4"x3'	Bright green new growth
J450	conferta 'Blue Pacific'	Blue Pacific	1'x9'	Salt tolerant, blue-green foliage
J460	conferta 'Emerald Sea'	Emerald Sea Shore Juniper	2'x10'	Salt tolerant, faster grower than Blue Pacific, green
J372	conferta 'Golden Pacific'	Golden Pacific Shore	4"x6'	A gold version of Blue Pacific
J452	conferta 'Silver Mist'	Silver Mist Shore Juniper	1.5'x3'	Silvery blue-green foliage, purple tinged in winter
J200	davurica 'Parsoni'	Parson	2'x9'	Dome shaped mound, salt tolerant
J480	horizontalis 'Bar Harbor'	Bar Harbor	6"x8'	Turns more reddish brown than Blue Rug
J490	horizontalis 'Blue Chip'	Blue Chip	10"x10'	Tipped purplish in winter
J520	horizontalis 'Plumosa Youngstown'	Compact Andorra	2'x10'	Purplish in winter
J540	horizontalis 'Wiltoni'	Blue Rug	6"x8'	Light purplish tinge in winter
J280	procumbens 'Nana'	Dwarf Japanese Garden	12"x10'	Bluish green foliage, wide spreading
J635	squamata 'Blue Carpet'	Blue Carpet	1'x5'	Blue-gray-green foliage
J630	squamata 'Blue Star'	Blue Star	2'x4'	Rich blue foliage

## Shrub

SKU	Botanical Name	Common Name	Size	Notes
J060	chinensis 'Armstrong Aurea'	Old Gold	3'x4'	More compact than pfitzer
J130	chinensis 'Hetzii Glauca'	Hetzi	10'x10'	Semi-erect form, light blue foliage
J230	chinensis 'Pfitzeriana Compacta'	Compact Pfitzer	3'x6'	Bushy and compact
J238	chinensis 'Pfitzeriana Gold Lace'	Gold Lace	4'x6'	Clean yellow foliage throughout the year
J235	chinensis 'Pfitzeriana Nick's Compact'	Nick's Compact Pfitzer	3'x3'	More compact than Pfitzer Compacta
J370	chinensis 'Sea Green'	Sea Green	6'x8'	Arching branches, dark green foliage
J237	chinensis Pfitzeriana 'Angelica'	Angelica Pfitzer	5'x10'	Similar to Pfitzer
J660	virginiana 'Grey Owl'	Grey Owl	5'x6'	Attractive grey-blue foliage

## Tree

SKU	Botanical Name	Common Name	Size	Notes
J062	chinensis 'Blue Point'	Blue Point	15'X3'	Dense blue-green foliage, teardrop shape
J110	chinensis 'Hetzii Columnaris'	Hetzi Columnar	20'x6'	Pyramidal form, bright green needles
J132	chinensis 'Iowa'	Iowa	25'x8'	Forms a loose pyramid
J140	chinensis 'Keteleeri'	Keteleer	20'x4'	Broad pyramidal
J160	chinensis 'Mountbatten'	Mountbatten	16'x4'	Dense, needle-like foliage
J300	chinensis 'Robusta Green'	Robusta Green	15'x7'	Multi-leadered, irregular form
J070	chinensis 'Spartan'	Spartan	20'x4'	A fast, dense grower
J390	chinensis 'Torulosa'	Hollywood	15'x7'	Single leader, irregular shape
J406	communis 'Gold Cone'	Gold Cone	9'x3'	Columnar habit, yellow tipped green foliage
J566	scopulorum 'Blue Arrow'	Blue Arrow	15'x2'	Akin to 'Skyrocket' but is more intense blue
J565	scopulorum 'Blue Haven'	Blue Haven	20'x4'	Neat pyramidal form
J590	scopulorum 'Moonglow'	Moonglow	20'x5'	Intense blue grey-green foliage
J690	scopulorum 'Skyrocket'	Sky Rocket	15'x2'	Most narrow columnar Juniper
J620	scopulorum 'Wichita Blue'	Wichita Blue	18'x8'	Brilliant bright blue foliage
J640	virginiana	Eastern Red Cedar	50'x20'	Great variety within the species
J645	virginiana 'Burkii'	Burkii Eastern Red Cedar	20'x6'	Broad columnar, silver blue foliage
J647	virginiana 'Canaertii'	Canaertii Eastern Red Cedar	25'x8'	Compact, pyramidal form, dark green
J650	virginiana 'Cupressifolia'	Hillspire	30'	Narrow pyramidal, similar to Hillspire
J642	virginiana 'Emerald Sentinel'	Emerald Sentinel Eastern Red Cedar	20'x6'	Columnar form with dark green foliage
J685	virginiana 'Glauca'	Silver Eastern Red Cedar	30' x 12'	Silvery-blue foliage and ample crops of tiny blue
J643	virginiana 'Hillspire'	Hillspire Eastern Red Cedar	20'x7'	Bright green foliage, pyramidal, male
J670	virginiana 'Idylwild'	Idylwild Eastern Red Cedar	15'x7'	Broad pyramidal, dark green foliage
J675	virginiana 'Taylor'	Taylor Eastern Red Cedar	30'x3'	Erect habit, great Italian look, female

# Lilac

SKU	Variety	Size (hwx)	Flower	SKU	Variety	Size (hwx)	Flower
S315	patula 'Miss Kim'	8'x6'	Lavender-single	S297	x 'Bailbelle' Tinkerbelle™	5'x5'	Pink-single
S362	pekinensis 'Copper Curls'	25' x 15'	white - single	S455	x 'Penda' Bloomerang TM	8'	Lavender-repeat
S290	reticulata	25' x 15'	White - Single	S301	x chinensis 'Lilac Sunday'	10x12'	Lilac-single
S382	reticulata 'Ivory Silk'	25x20'	Creamy White	S296	x hyacinthiflora 'Excel'	10' x 8'	Lilac Pink - single
S330	vulgaris 'Alba'	15x12'	White-single	S309	x juliana 'Hers'	8x8'	Lilac Pink-single
S336	vulgaris 'Albert F. Holden'	12'x8'	Violet-single	S298	x meyeri 'Palibin'	5x7'	Violet-single
S279	vulgaris 'Avalanche'	9x12'	White-single				
S525	vulgaris 'Blue Skies'®	10' x 6'	Lav. Blue - single				
S380	vulgaris 'Charles Joly'	15'x12'	Dk Magenta-double				
S387	vulgaris 'Katherine Havemeyer'	12'x12'	Lav Pink-double				
S334	vulgaris 'Krasavitsa Moskv'y'	12x8'	White-double				
S388	vulgaris 'Ludwig Spaeth'	12x8'	Dk purple-single				
S390	vulgaris 'Mme. Lemoine'	10x10'	White-double				
S389	vulgaris 'Monge'	12x12'	Red/purple-single				
S370	vulgaris 'President Grevy'	12x8'	Blue-double				
S303	vulgaris 'President Lincoln'	12x12'	Blue-double				
S327	vulgaris 'President Poincaire'	12'	Magenta-double				
S430	vulgaris 'Purpurea'	15x12'	Purple-single				
S432	vulgaris 'Sarah Sands'	12x12'	Purple-double				
S435	vulgaris 'Sensation'	10x12'	Purple/white-single				
S456	vulgaris 'Yankee Doodle'	8'x5'	Dk Purple-single				

# Magnolia

## Saucer - like flower

SKU	Botanical Name	Common Name	Size	Notes
M115	acuminata	Cucumber Tree	50'x25'	Flowers are pale green-yellow,fragrant; cucumber
M013	denudata	Yulan Magnolia	30'x30'	Creamy, ivory-white flowers are cup-shaped and
M007	grandiflora 'Bracken's Brown Beauty'	Bracken's Brown Beauty South. Mag	30'x15'	Evergreen variety with large, white, highly fragrant
M002	hybrid 'Butterflies'	Butterflies Hybrid Magnolia	20'x15'	Flower-deep yellow.
M003	hybrid 'Daybreak'	Daybreak Hybrid Magnolia	30'x25'	Columnar form tree with fragrant flowers in pastel
M017	hybrid 'Elizabeth'	Elizabeth Hybrid Magnolia	35'x20'	Fragrant yellow flowers on a tree with pyramidal
M036	hybrid 'Sunburst'	Sunburst Hybrid Magnolia	30'x15'	Lemon-yellow, fragrant flowers open with leaves.
M023	hybrid 'Sunsation'	Sunsation Hybrid Magnolia	30'x30'	Flowers are pale gold blushed pink. Tree has
M020	hybrid 'Yellow Bird'	Yellow Bird Hybrid Magnolia	40'x25'	Canary yellow blooms emerge after foliage.
M018	kobus	Kobus Magnolia	25'x30'	White, slightly fragrant flowers on a shrubby tree.
M022	kobus 'Wada's Memory'	Wada's Memory Kobus Magnolia	25x35'	Fragrant white with yellow center.
M021	liliiflora 'Nigra'	Lily Magnolia	10'x8'	Flowers are dark red-purple, pale pink inside.
M010	x soulangiana	Saucer Magnolia	30'x30'	Flowers are flushed rosy-purple, white inside.
M015	x soulangiana 'Alexandrina'	Alexandrina Saucer Magnolia	30'x30'	Flowers are flushed rose purple, white inside.
M019	x soulangiana 'Black Tulip'	Black Tulip Saucer Magnolia	20' x 10'	Saucer shaped flowers are deep burgundy-red.
M025	x soulangiana 'Rustica Rubra'	Rustica Rubra Saucer Magnolia	25'x15'	Flowers are rose pink white inside

## Star - like flower

SKU	Botanical Name	Common Name	Size	Notes
M014	hybrid 'Ann'	Ann Magnolia	8'x10'	Deep purple-red, slightly fragrant flowers. Compact
M006	hybrid 'Jane'	Jane Hybrid Magnolia	15'x12'	Flowers are red-purple with white inside. Late
M041	hybrid 'Ricki'	Ricki Hybrid Magnolia	12' x 12'	Reddish-purple flowers bloom 2 weeks after Saucer
M027	loegneri 'Donna'	Donna Little Girl Magnolia	15' x 10'	Starlike flowers are white and 6" across.
M030	stellata	Star Magnolia	20'x15'	White, fragrant, star-like flowers .
M110	stellata 'Centennial Blush'™	Centennial Blush Star Magnolia	15' x 10'	Waterlily-like flowers are white flushed with pink.
M034	stellata 'Rosea'	Rosea Star Magnolia	20'x18'	Pale pink flower fades to white, and is fragrant.
M035	stellata 'Royal Star'	Royal Star Magnolia	15'x12'	Buds pink open white, fragrant
M105	virginiana 'Sweet Thing'®	Sweet Thing Sweetbay Magnolia	20' x 15'	Cup-shaped flowers are white and highly fragrant.



---

<b>M011</b>	<b>x loebneri 'Leonard Messel'</b>	Leonard Messel Loebner Magnolia	20'x20'	Fragrant pink-purple flowers with a white interior.
<b>M005</b>	<b>x loebneri 'Merrill'</b>	Merrill Loebner Magnolia	30'x30'	Flowers are white flushed light pink and fragrant

---

# Maple Shade Trees

<b>A079</b>	<b>Acer campestre 'Carnival'</b> Carnival Hedge Maple	Variegated leaf with varying percentages of pink, green, and white, slow growing, 20x20', zone 5.
<b>A075</b>	<b>Acer ginnala</b> Amur Maple	A multi-stemmed or low branched tree, orange to red fall foliage, 20x20', zone 2.
<b>A080</b>	<b>Acer griseum</b> Paperbark Maple	Exfoliating dark cinnamon bark, red fall foliage, year round interest, an excellent specimen tree, 25x20', zone 5.
<b>A137</b>	<b>Acer pensylvanicum</b> Moosewood / Snake Bark Maple	A native, yellow fall foliage, leaves three lobed, young trunks and branches are vertically striped green and white, 30x30', zone 3.
<b>A200</b>	<b>Acer rubrum</b> Red Swamp Maple	Broadly oval to round, 40' x 40', foliage is green, fall color is yellow with orange to bright red tones, native to Eastern United States, adapted to cities and wet soils, zone 4.
<b>A210</b>	<b>Acer rubrum 'Franksred'</b> Red Sunset Swamp Maple	Upright branching oval, 45' x 35', foliage is dark green, glossy, fall color brilliant orange red to red, strong symmetrical branching pattern, zone 4.
<b>A201</b>	<b>Acer rubrum 'October Glory'</b> October Glory Red Swamp Maple	Broadly oval to round, 40' x 35', foliage is medium green and glossy, fall color deep red to reddish purple, zone 4.
<b>A189</b>	<b>Acer rubrum Red Pointe</b> Red Point Swamp Maple	Broadly pyramidal, red fall foliage, 45x30', zone 4.
<b>A219</b>	<b>Acer saccharinum</b> Silver Maple	Vase shaped with age, 55' x 45', a native which tolerates tough conditions, yellow fall color, zone 3.
<b>A220</b>	<b>Acer saccharum</b> Sugar Maple	Upright oval to rounded tree, 45' x 40', foliage is medium green, fall color is orange, red and scarlet, zone 3.
<b>A226</b>	<b>Acer saccharum 'Flax Mill'</b> Majesty Sugar Maple	Broad oval, orange to red fall foliage, 50x40', zone 3.
<b>A221</b>	<b>Acer saccharum 'Green Mountain'</b> Green Mountain Sugar Maple	Broadly oval, 45' x 35', foliage is dark green, fall color is reddish -orange to red, zone 3.

---

**A205** **Acer x freemanii 'Armstrong'** Columnar, 55' x20', fastigate branching, yellow fall color, zone 4.  
Armstrong Freeman Maple

---

**A208** **Acer x freemanii 'Autum Blaze'** Upright, broadly oval, 50x40', brilliant orange-red fall color, cross of Silver and Red maple, zone 3.  
Autumn Blaze Hybrid Swamp Maple

---

**NOTE:**

Maple leaves are brilliantly colored in Autumn, turning red, orange, or yellow depending upon the individual plant, it's location, and the weather conditions. The colors we have given you are a general guide only.

---

# Mt. Laurel

## Hybrid

SKU	Variety	Flower Color & Description	Notes
K015	Carol	White ■ Intense red buds open to nearly white	Compact 3.5x3.5' broad dark green
K018	Carousel	White ■ Lavender buds open to white with cinnamon-purple banding	Good dark green foliage, 4x4'
K014	Elf	White ■ Light pink bud, slightly smaller than species	Miniature 3x3', narrow leathery leaves
K011	Little Linda	Pink ■ Red buds open to deep pink	Compact 2.5x2.5', small round leaf
K021	Minuet	White ■ Light pink buds open white w/ maroon band	Compact 2.5x2.5', small narrow leaf
K036	Nipfire	3' x 3' ■ Pale pink flowers from red buds	Compact growth habit
K013	Olympic Fire	Pink ■ Large dark red buds open pale pink	Glossy dense foliage, 4.5x4'
K023	Olympic Wedding	Pink ■ Rosy pink buds open to broken maroon band	Open habit, cupped dark green leaves,
K016	Sarah	Bright ■ Vivid red buds open dark pink interior	Compact, glossy rich green foliage,
K028	Snowdrift	White ■ Pure white flowers	Compact, dense, broad leafed, 3.5x4'
K044	Tinkerbelle	Pink ■ Dark pink	Miniature habit, 2.5x3.5'

## Species

SKU	Variety	Flower Color & Description	Notes
K010	Mountain Laurel	White Pink ■ Cup shaped with purple markings inside	Native, collected, 12'+

Flowers late spring - early summer. Prune after bloom, buds form on new wood.  
All parts are toxic if eaten. Sizes given, are average at ten years.

# New England Native Plants

## Ground Covers

SKU	Botanical Name	Common Name	Mature Size	Sizes Generally Available
A390	<i>Andromeda polifolia</i>	Bog-rosemary	1x2'	#1, #2 pots
A460	<i>Arctostaphylos uva-ursi</i>	Bearberry	6x48"	3", 4", & #1 pots
C509	<i>Cornus canadensis</i>	Bunchberry	5x5"	3", 4", #1, & #2 pots
G010	<i>Gaultheria procumbens</i>	Wintergreen Checkerberry	6"	3", 4", & #1 pots
P035	<i>Parthenocissus quinquefolia</i>	Virginia Creeper	6"x50'	#2 pot
V005	<i>Vaccinium angustifolium</i>	Lowbush Blueberry	6"	#1 & #3 pots
V082	<i>Vaccinium macrocarpon</i>	American Cranberry	6"	4" & #1 pots

## Shrubs

SKU	Botanical Name	Common Name	Mature Size	Sizes Generally Available
A274	<i>Alnus rugosa</i>	Speckled Alder	25x20'	#2 pot
A370	<i>Amelanchier canadensis</i>	Shadblow Serviceberry	20'	#3 pots, 3/4', 4/5', 6/7'
A495	<i>Aronia arbutifolia Brilliantissima</i>	Red Chokeberry	10x5'	#2, & #3 pots. Straight species not available.
A496	<i>Aronia melanocarpa</i>	Black Chokeberry	10x5'	#3, & #7 pots
A797	<i>Azalea periclymenoides (nudiflora)</i>	Pinxterbloom Azalea	9'	#2 pot
A823	<i>Azalea prinophyllum 'Marie Hoffman'</i>	Marie Hoffman Roseshell Azalea	5'	#2 pot. Straight species not available.
A860	<i>Azalea viscosum</i>	Deciduous Native White And Pink	8x8'	#2, & 3# pots
B005	<i>Baccharis halimifolia</i>	Groundsel-bush	8x8'	#2 pot
C253	<i>Cephalanthus occidentalis</i>	Button Bush	6x6'	#1, & #2 pots
C480	<i>Clethra alnifolia</i>	White Summersweet	8x6'	#1, #2, #3, #7
C495	<i>Comptonia peregrina</i>	Sweet Fern	3x6'	3", 4", & #1 pots
C506	<i>Cornus amomum</i>	Silky Dogwood	8x8'	#1
C597	<i>Cornus paniculata Racemosa</i>	Grey Dogwood	15x15'	#3, #7, & 3/4'
C600	<i>Cornus sericea</i>	Red Twig Dogwood	8x8'	#1, #2, #3, 4/5', & 5/6'
C640	<i>Corylus americana</i>	American Filbert Hazelnut	10x8'	#3


H036	<i>Hamamelis virginiana</i>	Witch Hazel Autumn Blooming	25x25'	#2, & #3 pots
I220	<i>Ilex glabra</i>	Inkberry	8x8'	18/24"
I370	<i>Ilex verticillata</i>	Winterberry	10x10'	#2, #3, #7 pots
K005	<i>Kalmia angustifolia</i>	Sheep Laurel	2'	#1 pot
K010	<i>Kalmia latifolia</i>	Mountain Laurel	15x15'	2-6'
L088	<i>Lindera benzoin</i>	Spice Bush	10x10'	#1 pot
M270	<i>Myrica pensylvanica</i>	Bayberry	9x9'	#1, #2, #3, 2-3'
P670	<i>Prunus maritima</i>	Beach Plum	6x6'	#1, #2, #3, #7 pots
Q090	<i>Quercus illicifolia</i>	Scrub/bear Oak	10'	#2 pot
R230	<i>Rhododendron maximum</i>	Rosebay	15x15'	2-8'
R375	<i>Rhus aromatica</i>	Fragrant Sumac	6x10'	#2, & #3 pots
R377	<i>Rhus copallina</i>	Flameleaf Sumac	30x30'	#1, & #3 pots
R380	<i>Rhus glabra</i>	Smooth Sumac	15x15'	#1, & #3 pots
R385	<i>Rhus typhina</i>	Staghorn Sumac	25x25'	#1 pot
R525	<i>Rosa virginiana</i>	Pink Virginia Rose	6x6'	#2 pot
S052	<i>Sambucus canadensis</i>	American Elder	5-12'	#2, #3 pots
S270	<i>Symphoricarpos albus</i>	White Snowberry	6x6'	#2, #3, #7 pots
V010	<i>Vaccinium corymbosum</i>	Highbush Blueberry	8x8'	1-6'
V115	<i>Viburnum cassinoides</i>	Witherod Viburnum	6x6'	#1 & #3 pots
V120	<i>Viburnum dentatum</i>	Arrowwood Viburnum	8x8'	1-4'
V140	<i>Viburnum lentago</i>	Nannyberry Viburnum	20x20'	#1, #2, & #3
V240	<i>Viburnum trilobum</i>	Highbush Cranberry Viburnum	12x12'	1-3'

## Trees

SKU	Botanical Name	Common Name	Mature Size	Sizes Generally Available
A032	<i>Abies balsamea</i>	Balsam Fir	75x25'	3/4', 4/5'
A137	<i>Acer pensylvanicum</i>	Snake Barke Maple	25'	#2 pot
A200	<i>Acer rubrum</i>	Red Swamp Maple	60'	#1, #7, #15 pots, & 2" caliper
A219	<i>Acer saccharinum</i>	Silver Maple	70x50'	#25 pot
A220	<i>Acer saccharum</i>	Sugar Maple	75x50'	#7 & #10 pots

<b>B188</b>	<b>Betula alleghaniensis</b>	Yellow Birch	75'	#2 pot
<b>B182</b>	<b>Betula lenta</b>	Sweet Birch	40x35'	#1 pot
<b>B174</b>	<b>Betula nigra</b>	River Birch	70x60'	8/10' 10/12', & 12/14'
<b>C252</b>	<b>Celtis occidentalis</b>	Hackberry	60x55'	2", & 3.5" caliper
<b>C421</b>	<b>Chamaecyparis thyoides</b>	Atlantic White Cedar	50x20'	#2 pot
<b>C508</b>	<b>Cornus alternifolia</b>	Pagoda Dogwood	20x20'	#7
<b>C510</b>	<b>Cornus florida</b>	White Flowering Dogwood	25x25'	#3, 1.5-2" caliper
<b>F010</b>	<b>Fagus grandifolia</b>	American Beech	100x100'	#2, & 5-6" caliper
<b>I310</b>	<b>Ilex opaca</b>	Female American Holly	50x40'	#1 pot, 4-8'
<b>J020</b>	<b>Juglans nigra</b>	Eastern Black Walnut	70x70'	#15 pot
<b>J640</b>	<b>Juniperus virginiana</b>	Eastern Red Cedar	45x15'	3-10'
<b>M040</b>	<b>Magnolia virginiana</b>	Sweet Bay Magnolia	20x20'	2-8'
<b>N800</b>	<b>Nyssa sylvatica</b>	Tupelo Sour Gum	50x30'	#5 pot, & 1.5-2.5" caliper
<b>O100</b>	<b>Ostrya virginiana</b>	American Hophornbeam	35x25'	2" caliper
<b>P130</b>	<b>Picea glauca</b>	White Spruce	50x15'	3-10'
<b>P400</b>	<b>Pinus resinosa</b>	Red Pine	60'	8-12'
<b>P405</b>	<b>Pinus rigida</b>	Pitch Pine	60x50'	5-6'
<b>P410</b>	<b>Pinus strobus</b>	White Pine	80x40'	3-14'
<b>P504</b>	<b>Populus tremuloides</b>	Quaking Aspen	50x30'	#15 pot, & 8-10' B&B
<b>Q040</b>	<b>Quercus alba</b>	White Oak	80x80'	#5 pot, & 2-3" caliper
<b>Q041</b>	<b>Quercus bicolor</b>	White Swamp Oak	60x60'	2-3" caliper
<b>Q050</b>	<b>Quercus palustris</b>	Pin Oak	70x40'	2-6" caliper
<b>Q020</b>	<b>Quercus rubra</b>	Red Oak	75x75'	#2 pot, & 2-3" caliper
<b>T250</b>	<b>Tsuga canadensis</b>	Canadian Hemlock	70x35'	3-6'
<b>U003</b>	<b>Ulmus americana</b>	American Elm	80x60'	#15 pot


# Perennials

Botanical Name / Common Name	Code	Height	Flower Color	Sun	Semi	Shade	Bloom Time or Foliage
<b>Acanthus</b> Bear's Breeches							
mollis	** A700	38"	White/purple bracts	<input checked="" type="checkbox"/>	<input checked="" type="checkbox"/>	<input type="checkbox"/>	May-June
<b>Achillea</b> Yarrow							
'Coronation Gold'	AC15	3-4 ft.	Gold	<input checked="" type="checkbox"/>	<input type="checkbox"/>	<input type="checkbox"/>	June-Aug
'Moondust' PP25838	 AC70	12-14"	Soft yellow	<input checked="" type="checkbox"/>	<input type="checkbox"/>	<input type="checkbox"/>	June-Aug
'Moonshine'	AC17	18-24"	Sulphur yellow	<input checked="" type="checkbox"/>	<input type="checkbox"/>	<input type="checkbox"/>	June-Aug
'Pink Grapefruit' PP20741	AC55	24"	Lavender-pink	<input checked="" type="checkbox"/>	<input type="checkbox"/>	<input type="checkbox"/>	June-Aug
'Strawberry Seduction' PP18401	AC45	18-20"	Red/yellow eye	<input checked="" type="checkbox"/>	<input type="checkbox"/>	<input type="checkbox"/>	June-Aug
'Sunny Seduction' PP20808	AC50	18-24"	Lemon yellow	<input checked="" type="checkbox"/>	<input type="checkbox"/>	<input type="checkbox"/>	June-Aug
'Terra Cotta'	AC23	30-36"	Dark peach	<input checked="" type="checkbox"/>	<input type="checkbox"/>	<input type="checkbox"/>	June-Aug
<b>Aconitum</b> Monkshood							
'Arendsii'	AC35	4-6 ft.	Deep blue	<input checked="" type="checkbox"/>	<input checked="" type="checkbox"/>	<input type="checkbox"/>	Aug-Oct
fischeri	AC32	24-30"	Lavender blue	<input checked="" type="checkbox"/>	<input checked="" type="checkbox"/>	<input type="checkbox"/>	Sept
napellus	AC33	3 ft.	Blue	<input checked="" type="checkbox"/>	<input checked="" type="checkbox"/>	<input type="checkbox"/>	Sept-Oct
<b>Actaea</b> Bugbane							
'Atropurpurea'	** AC03	4-6 ft.	Creamy white	<input type="checkbox"/>	<input checked="" type="checkbox"/>	<input checked="" type="checkbox"/>	Purple foliage
'Brunette'	** AC01	4-5 ft.	Light pink	<input type="checkbox"/>	<input checked="" type="checkbox"/>	<input checked="" type="checkbox"/>	Deep purple foliage
racemosa	AC05	4-6 ft.	White	<input type="checkbox"/>	<input checked="" type="checkbox"/>	<input checked="" type="checkbox"/>	May-Aug
'White Pearl'	** AC04	3-4 ft.	White	<input type="checkbox"/>	<input checked="" type="checkbox"/>	<input checked="" type="checkbox"/>	Sept-Nov
<b>Agapanthus</b> Lily of the Nile							
'Summer Skies'	** AG30	2-3 ft.	Pale blue	<input checked="" type="checkbox"/>	<input type="checkbox"/>	<input type="checkbox"/>	Aug-Oct
<b>Agastache</b> Anise Hyssop							
'Black Adder'	AG04	28"	Violet	<input checked="" type="checkbox"/>	<input type="checkbox"/>	<input type="checkbox"/>	June-Aug
'Blue Boa' PP24050	AG35	24"	Violet blue	<input checked="" type="checkbox"/>	<input type="checkbox"/>	<input type="checkbox"/>	July-Sept
'Blue Fortune'	AG01	2-3 ft.	Blue	<input checked="" type="checkbox"/>	<input type="checkbox"/>	<input type="checkbox"/>	July-Sept
'Golden Jubilee'	AG02	2-3 ft.	Blue	<input checked="" type="checkbox"/>	<input checked="" type="checkbox"/>	<input type="checkbox"/>	Chartreuse foliage
'Licorice White'	AG55	30-36"	White	<input checked="" type="checkbox"/>	<input checked="" type="checkbox"/>	<input type="checkbox"/>	July-Aug
'Peachie Keen' PP25886	AG45	20-24"	Peach	<input checked="" type="checkbox"/>	<input type="checkbox"/>	<input type="checkbox"/>	July-Sept
<b>Ajania</b> Chrysanthemum							
pacificum	** AJ01	18-24"	Yellow	<input checked="" type="checkbox"/>	<input type="checkbox"/>	<input type="checkbox"/>	Variegated foliage



1028 Horseneck Road  
Westport, MA 02790  
508-636-4573 FAX 508-636-3397



Botanical Name / Common Name	Code	Height	Flower Color	Sun	Semi	Shade	Bloom Time or Foliage
<b>Ajuga</b> Bugleweed							
'Black Scallop' PP15815	** A269	4-6"	Blue	☒	☒	☒	Near black, scalloped edges
'Bronze Beauty'	** A260	5"	Blue	☒	☒	☒	Bronze
'Burgundy Glow'	** A255	6-8"	Blue, purple	☒	☒	☒	Bronze w/ white, pink margins
'Catlin's Giant'	** A258	10"	Blue	☒	☒	☒	Large, bronze
'Chocolate Chip'	** A259	3"	Blue	☒	☒	☒	Dwarf, chocolate color
<b>Alcea</b> Hollyhock							
'Black Night'	AL04	4-6 ft.	Black, single	☒	☐	☐	July-Aug
'Fiesta Time'	AL25	3 ft.	Rose, double	☒	☐	☐	July-Aug
'Mars Magic'	AL45	5-6 ft.	Red, single	☒	☐	☐	July-Aug
'Radiant Rose'	 AL65	4-6 ft.	Pink, single	☒	☐	☐	July-Aug
rugosa	AL13	5-6 ft.	Pale yellow, single	☒	☐	☐	July-Aug
'Sunshine'	AL40	5-6 ft.	Yellow, single	☒	☐	☐	July-Aug
<b>Alchemilla</b> Lady's Mantle							
mollis	AL21	18"	Chartreuse	☒	☒	☐	June
'Thriller'	AL22	18"	Chartreuse	☒	☒	☐	June
<b>Allium</b>							
'Globemaster'	** AL50	3-4 ft.	Violet	☒	☒	☐	May-June
'Medusa' PPAF	AL20	20-24"	Purple	☒	☒	☐	Aug-Sept
'Millenium'	AL60	15-20"	Purple	☒	☒	☐	July-Aug
senescens	AL37	6-12"	Pink-lilac	☒	☒	☐	July-Aug
senescens 'Blue Eddy'	AL55	8-12"	Lilac-pink	☒	☒	☐	July-Aug
<b>Alstroemeria</b> Peruvian Lily							
Inca Ice™	** AL33	2-3 ft.	Apricot pink	☒	☒	☐	June-July
<b>Amsonia</b> Blue Star Flower							
hubrectii	AM01	2-3 ft.	Pale blue	☒	☒	☐	June-July
tabernaemontana 'Blue Ice'	AM03	18-24"	Dark lavender blue	☒	☒	☐	June-July
<b>Anemone</b> Windflower							
'Honorine Jobert'	** AN10	3 ft.	White, single	☒	☒	☐	Aug-Sept
'Queen Charlotte'	** AN13	2-3 ft.	Pink, semi double	☒	☒	☐	Aug-Sept
'Robustissima'	** AN14	3 ft.	Pink, single	☒	☒	☐	July-Sept
'September Charm'	** AN15	32"	Dark pink, single	☒	☒	☐	Aug-Oct
sylvestris	AN16	12-15"	White, single	☒	☒	☐	May-June
sylvestris 'Madonna'	AN30	9-12"	White, single	☒	☒	☐	May-June
'Whirlwind'	** AN17	3 ft.	White, double	☒	☒	☐	Sept-Oct
<b>Aquilegia</b> Columbine							



Botanical Name / Common Name	Code	Height	Flower Color	Sun	Semi	Shade	Bloom Time or Foliage
'Biedermeier'	AQ20	8-12"	White/pink/purple	<input checked="" type="checkbox"/>	<input checked="" type="checkbox"/>	<input type="checkbox"/>	May-June
canadensis	AQ80	18-24"	Red/yellow	<input type="checkbox"/>	<input checked="" type="checkbox"/>	<input checked="" type="checkbox"/>	May-June
canadensis 'Little Lanterns'	AQ65	8-12"	Red/yellow	<input checked="" type="checkbox"/>	<input checked="" type="checkbox"/>	<input checked="" type="checkbox"/>	May-June
'McKana's Giant'	AQ02	24-36"	Mixed bright colors	<input checked="" type="checkbox"/>	<input checked="" type="checkbox"/>	<input type="checkbox"/>	May-July
'Origami Mix'	AQ75	16-18"	Bicolor mix	<input checked="" type="checkbox"/>	<input checked="" type="checkbox"/>	<input type="checkbox"/>	May-June
'Songbird Bluebird'	AQ35	24-30"	Blue/white	<input checked="" type="checkbox"/>	<input checked="" type="checkbox"/>	<input type="checkbox"/>	May-June
'Songbird Cardinal'	AQ07	24-28"	Red/pink eye	<input checked="" type="checkbox"/>	<input checked="" type="checkbox"/>	<input type="checkbox"/>	May-June
<b>Aralia</b> Spikenard							
cordata 'Sun King'	** AR20	4-6 ft.	White	<input type="checkbox"/>	<input checked="" type="checkbox"/>	<input type="checkbox"/>	Huge golden yellow
<b>Armeria</b> Thrift- Sea Pinks							
maritima 'Splendens'	AR33	8-10"	Red	<input checked="" type="checkbox"/>	<input type="checkbox"/>	<input type="checkbox"/>	May-July
<b>Artemisia</b> Wormwood							
arborescens 'Powis Castle'	AR41	24-36"	Not showy	<input checked="" type="checkbox"/>	<input type="checkbox"/>	<input type="checkbox"/>	Airy silver foliage
schmidtiana 'Silver Mound'	AR45	10"	Not showy	<input checked="" type="checkbox"/>	<input type="checkbox"/>	<input type="checkbox"/>	Silver fluffy foliage
stelleriana 'Silver Brocade'	AR47	8-10"	Not showy	<input checked="" type="checkbox"/>	<input type="checkbox"/>	<input type="checkbox"/>	Velvet grey foliage
<b>Aruncus</b> Goatsbeard							
dioicus	AR60	5 ft.	Ivory	<input type="checkbox"/>	<input checked="" type="checkbox"/>	<input checked="" type="checkbox"/>	June-July
dioicus 'Kneiffii'	AR61	3 ft.	Creamy white	<input type="checkbox"/>	<input checked="" type="checkbox"/>	<input checked="" type="checkbox"/>	June-July
'Misty Lace' PP15798	** AR70	2-3 ft.	Creamy white	<input checked="" type="checkbox"/>	<input checked="" type="checkbox"/>	<input checked="" type="checkbox"/>	June-July
<b>Asarum</b> Ginger							
canadense	** A520	4-8"	Brown	<input type="checkbox"/>	<input type="checkbox"/>	<input checked="" type="checkbox"/>	Dull green
europaeum	** A525	3-4"	Brown	<input type="checkbox"/>	<input type="checkbox"/>	<input checked="" type="checkbox"/>	Green shiny
<b>Asclepias</b> Swamp Milkweed							
incarnata							
'Cinderella'	AS11	3-4 ft.	Pink	<input checked="" type="checkbox"/>	<input type="checkbox"/>	<input type="checkbox"/>	June-Aug
'Ice Ballet'	AS12	3-4 ft.	White	<input checked="" type="checkbox"/>	<input type="checkbox"/>	<input type="checkbox"/>	June-Aug
species	AS10	3-4 ft.	Rose pink	<input checked="" type="checkbox"/>	<input type="checkbox"/>	<input type="checkbox"/>	June-Aug
syriaca							
species	** AS20	2-3 ft.	Pinks/white	<input checked="" type="checkbox"/>	<input type="checkbox"/>	<input type="checkbox"/>	June-Aug.
tuberosa							
species	** AS14	18-30"	Bright orange	<input checked="" type="checkbox"/>	<input type="checkbox"/>	<input type="checkbox"/>	July-Sept
<b>Aster</b> Aster							
ageratoides							
'Starshine'	AS45	12-24"	White	<input checked="" type="checkbox"/>	<input type="checkbox"/>	<input type="checkbox"/>	July-Oct
divaricatus							
species	AS30	2-3 ft.	White	<input checked="" type="checkbox"/>	<input checked="" type="checkbox"/>	<input type="checkbox"/>	Aug-Sept

Botanical Name / Common Name	Code	Height	Flower Color	Sun	Semi	Shade	Bloom Time or Foliage
<b>dumosus</b>							
'Professor Kippenberg'	AS36	10-12"	Lavender blue	☒	☒	☐	Aug-Sept
<b>frikartii</b>							
'Monch'	AS44	2-3 ft.	Violet	☒	☒	☐	June-Sept
<b>Kickin®</b>							
'Carmine Red'	AS70	2-3 ft.	Magenta	☒	☐	☐	Aug-Oct
'Lilac Blue'	AS55	2-3 ft.	Lilac blue	☒	☐	☐	Aug-Oct
'Pink Chiffon'	AS49	2-3 ft.	Pastel pink	☒	☐	☐	Aug-Oct
<b>novae angliae</b>							
'Alma Potschke'	AS48	3-4 ft.	Bright pink	☒	☒	☐	Sept-Oct
'Purple Dome'	AS51	18-24"	Purple	☒	☒	☐	Sept-Oct
<b>species</b>	AS47	4-6 ft.	Violet-purple	☒	☒	☐	Sept-Oct
<b>oblongifolius</b>							
'October Skies'	AS65	24"	Lavender	☒	☒	☐	Sept-Oct
<b>Astilbe</b> False Spirea							
'Amethyst'	AT40	36"	Lilac lavender	☒	☒	☐	July-Aug
'Bridal Veil'	AT02	28"	White	☒	☒	☐	June-July
'Delft Lace' PP19839	AT70	24-36"	Pink w/ red stems	☒	☒	☐	June-July
'Deutschland'	AT07	24-30"	White	☒	☒	☐	June-July
'Fanal'	AT10	20"	Blood red	☒	☒	☐	June-July
'Finale'	AT11	15-18"	Light pink	☒	☒	☐	July-Aug
'Hennie Graafland'	AT13	10-12"	Pink	☒	☒	☐	July-Aug
'Maggie Daley'	AT50	28"	Lavender purple	☒	☒	☐	July-Aug
'Mighty Red Quin'	AT67	4-5 ft.	Red	☒	☒	☐	June-July
'Milk and Honey'	AT69	30"	Creamy white	☒	☒	☐	July-Aug
'Ostrich Plume'	AT20	30"	Bright pink	☒	☒	☐	July-Aug
'Peach Blossom'	AT21	24"	Light pink	☒	☒	☐	June-July
'Purple Candles'	AT25	42"	Purple	☒	☒	☐	June-July
'Red Sentinel'	AT26	24"	Scarlet	☒	☒	☐	July-Aug
'Rheinland'	AT27	24"	Pink	☒	☒	☐	June-July
'Snowdrift'	AT31	24"	White	☒	☒	☐	July-Aug
'Sprite'	AT32	12"	Pink	☒	☒	☐	July-Aug
'Visions in Pink' PP11860	AT48	12-14"	Pink	☒	☒	☐	July-Aug
'Visions'	AT36	14"	Raspberry	☒	☒	☐	July-Aug
<b>chinensis</b>							
'Pumila'	AT04	10-15"	Lavender pink	☒	☒	☐	July-Sept
'Superba'	AT05	40"	Purple pink	☒	☒	☐	July-Aug
<b>Astrantia</b> Masterwort							

Botanical Name / Common Name	Code	Height	Flower Color	Sun	Semi	Shade	Bloom Time or Foliage
'Abbey Road' PP14961	** AS85	20-24"	Dark red	<input checked="" type="checkbox"/>	<input checked="" type="checkbox"/>	<input type="checkbox"/>	June-Sept
'Sparkling Stars Pink'®	** AS92	2-3 ft.	Pink	<input type="checkbox"/>	<input checked="" type="checkbox"/>	<input checked="" type="checkbox"/>	June-Aug
'Star of Billions' PP20352	** AS90	20"	White	<input checked="" type="checkbox"/>	<input checked="" type="checkbox"/>	<input type="checkbox"/>	June-Sept
<b>Aurinia</b> Basket of Gold							
saxatilis 'Summit'	AU04	8-10"	Gold	<input checked="" type="checkbox"/>	<input type="checkbox"/>	<input type="checkbox"/>	April-May
<b>Baptisia</b> False Indigo							
'American Goldfinch' PPAF	<b>New</b> ** BA30	3-4 ft.	Yellow	<input checked="" type="checkbox"/>	<input checked="" type="checkbox"/>	<input type="checkbox"/>	May-June
australis	BA01	3-6 ft.	Blue	<input checked="" type="checkbox"/>	<input checked="" type="checkbox"/>	<input type="checkbox"/>	May-June
'Solar Flare' PP20408	** BA05	3-5 ft.	Yellow	<input checked="" type="checkbox"/>	<input checked="" type="checkbox"/>	<input type="checkbox"/>	June-July
<b>Belamcanda</b> Blackberry Lily							
chinensis							
'Hello Yellow'	BE12	18-24"	Yellow	<input checked="" type="checkbox"/>	<input type="checkbox"/>	<input type="checkbox"/>	July-Sept
species	BE10	3-4 ft.	Orange	<input checked="" type="checkbox"/>	<input type="checkbox"/>	<input type="checkbox"/>	July-Sept
<b>Bergenia</b> Pigsqueak							
cordifolia	BE17	10"	Pink	<input checked="" type="checkbox"/>	<input checked="" type="checkbox"/>	<input checked="" type="checkbox"/>	April-May
'Winter Glut'	BE20	8"	Red	<input checked="" type="checkbox"/>	<input checked="" type="checkbox"/>	<input checked="" type="checkbox"/>	April-May
<b>Boltonia</b> Bolton's Aster							
asteroides							
'Snow Bank'	BT03	5 ft.	White	<input checked="" type="checkbox"/>	<input type="checkbox"/>	<input type="checkbox"/>	Aug-Sept
<b>Brunnera</b> Forget-Me-Not							
macro.							
'Alexander's Great' PP25789	** BR50	15-18"	Sky blue	<input type="checkbox"/>	<input checked="" type="checkbox"/>	<input checked="" type="checkbox"/>	Frosty silver
'Jack Frost' PP13859	** BR03	12-15"	Blue	<input type="checkbox"/>	<input checked="" type="checkbox"/>	<input checked="" type="checkbox"/>	Silvery variegated foliage
species	BR01	18"	Blue	<input type="checkbox"/>	<input checked="" type="checkbox"/>	<input checked="" type="checkbox"/>	April-May
'Variegata'	** BR02	18"	Blue	<input type="checkbox"/>	<input checked="" type="checkbox"/>	<input checked="" type="checkbox"/>	April-May
<b>Calamintha</b> Calamint							
nepeta							
'Blue Cloud'	CA10	9-12"	Lavender	<input checked="" type="checkbox"/>	<input type="checkbox"/>	<input type="checkbox"/>	June-July
'White Cloud'	CA15	9-12"	White	<input checked="" type="checkbox"/>	<input type="checkbox"/>	<input type="checkbox"/>	June-July
<b>Caltha</b> Marsh Marigold							
palustris	CA25	8-20"	Yellow	<input type="checkbox"/>	<input checked="" type="checkbox"/>	<input checked="" type="checkbox"/>	April-May
<b>Campanula</b> Carpathian Bellflower							
carpatica							
'Rapido Blue'	CA70	6-8"	Blue	<input checked="" type="checkbox"/>	<input checked="" type="checkbox"/>	<input type="checkbox"/>	June-Aug
'Rapido White'	CA72	6-8"	White	<input checked="" type="checkbox"/>	<input checked="" type="checkbox"/>	<input type="checkbox"/>	June-Aug
garganica							
'Dickson's Gold'	CA50	4-6"	Lavender	<input checked="" type="checkbox"/>	<input checked="" type="checkbox"/>	<input type="checkbox"/>	Bright yellow foliage

Botanical Name / Common Name	Code	Height	Flower Color	Sun	Semi	Shade	Bloom Time or Foliage
<b>glomerata</b>							
'Genti Blue'	CA80	15-18"	Violet blue	☒	☒	☐	May-June
<b>persicifolia</b>							
'Takion Blue'	CA60	16-20"	Lavender blue	☒	☒	☐	June-Aug
'Takion White'	CA65	16-20"	White	☒	☒	☐	May-July
<b>poscharskyana</b>							
'Blue Waterfall' PP13161	CA43	8"	Dark blue	☒	☒	☐	May-Sept
<b>Centaurea</b> Cornflower							
'Gold Bullion' PP10865	CE05	24-36"	Medium blue	☒	☐	☐	Yellow foliage
<b>montana</b>	CE02	18-24"	Dark blue	☒	☐	☐	June-Sept
<b>Cerastium</b> Snow In Summer							
tomentosum 'Yo Yo'	** CE21	6"	White	☒	☐	☐	May-June
<b>Ceratostigma</b> Leadwort							
plumbaginoides	** CE30	10"	Bright blue	☒	☒	☐	July-frost
<b>Chelone</b> Turtlehead							
lyonii 'Hot Lips'	CH04	36"	Bright pink	☒	☒	☐	Aug-Sept
<b>obliqua</b>	CH02	28"	Pink	☒	☒	☐	Aug-Sept
obliqua 'Alba'	CH03	28"	White	☒	☒	☐	Aug-Sept
'Tiny Tortuga'	CH25	14-16"	Hot pink	☒	☒	☒	Aug-Sept
<b>Chrysogonum</b> Golden Star							
virgatum							
'Allen Bush'	CH10	10-12"	Yellow	☒	☒	☒	April-May
<b>Convallaria</b> Lily Of The Valley							
majalis	** C496	6-8"	White	☐	☒	☒	May-June
<b>Coreopsis</b> Tickseed							
'American Dreams'	CN21	12-18"	Pink	☒	☐	☐	June-Oct
'Baby Sun'	CN22	12-15"	Bright gold	☒	☐	☐	June-July
'Cosmic Eye' PP22601	CN30	12-15"	Red-ylw tip	☒	☐	☐	June-Oct
'Creme Brulee' PP16096	CN20	18-24"	Pale yellow	☒	☐	☐	June-Oct
'Early Sunrise'	CN11	18"	Yellow	☒	☐	☐	June-Oct
'Enchanted Eve' PPAF	CN65	8-12"	Dk yellow/red center	☒	☐	☐	June-Sept
'Mercury Rising' PP24689	CN45	15-18"	Magenta	☒	☐	☐	June-Sept
'Moonbeam'	CN17	18-24"	Lemon yellow	☒	☐	☐	June-Oct
'Red Elf' PPAF	CN60	8-12"	Red/ yellow ctr	☒	☐	☐	June-Sept
'Sienna Sunset' PP20470	CN38	18-24"	Sienna-peach	☒	☐	☐	June-Oct
'Starlight' PP28005	CN55	8-12"	White/purple center	☒	☐	☐	June-Sept
'Zagreb'	CN19	12-18"	Golden yellow	☒	☐	☐	June-Oct

Botanical Name / Common Name	Code	Height	Flower Color	Sun	Semi	Shade	Bloom Time or Foliage
<b>Corydalis</b> Yellow Bleeding Heart							
<i>lutea</i>	CN31	9-15"	Yellow	<input type="checkbox"/>	<input checked="" type="checkbox"/>	<input checked="" type="checkbox"/>	May-June
<b>Crococsmia</b> Montbretia							
'George Davidson'	CR12	24-36"	Yellow	<input checked="" type="checkbox"/>	<input type="checkbox"/>	<input type="checkbox"/>	July-Aug
'Lucifer'	CR11	36-42"	Red	<input checked="" type="checkbox"/>	<input type="checkbox"/>	<input type="checkbox"/>	July-Aug
<b>Darmera</b> Umbrella Plant							
<i>peltata</i>	** DA50	3 ft.	Pink	<input type="checkbox"/>	<input checked="" type="checkbox"/>	<input type="checkbox"/>	Shiny 24" leaves
<b>Delosperma</b> Ice Plant							
<i>cooperi</i>	** DE01	4"	Bright pink	<input checked="" type="checkbox"/>	<input type="checkbox"/>	<input type="checkbox"/>	June-July
Fire Spinner® ('P0001S')	DE25	1-3"	Orange/magenta	<input checked="" type="checkbox"/>	<input type="checkbox"/>	<input type="checkbox"/>	May-Aug
<i>nubigenum</i>	** DE02	4"	Yellow	<input checked="" type="checkbox"/>	<input type="checkbox"/>	<input type="checkbox"/>	June-July
<b>Delphinium</b> Delphinium							
'Blue Mirror'	DE10	18-20"	Royal blue	<input checked="" type="checkbox"/>	<input type="checkbox"/>	<input type="checkbox"/>	June-July
'Connecticut Yankee'	DE31	2-3 ft.	Blue mix	<input checked="" type="checkbox"/>	<input checked="" type="checkbox"/>	<input type="checkbox"/>	June-Sept.
'Guardian Lavender'	DE50	30-40"	Lavender	<input checked="" type="checkbox"/>	<input type="checkbox"/>	<input type="checkbox"/>	June-July
'Magic Fountain Mix'	DE15	30"	Mixed colors	<input checked="" type="checkbox"/>	<input type="checkbox"/>	<input type="checkbox"/>	June-Aug
'Million Dollar Blue'	DE65	2-3 ft.	Dark blue	<input checked="" type="checkbox"/>	<input checked="" type="checkbox"/>	<input type="checkbox"/>	June-Sept.
New Millennium™ 'Stars'	DE40	3-6 ft.	Mix	<input checked="" type="checkbox"/>	<input checked="" type="checkbox"/>	<input type="checkbox"/>	June-Sept
<b>Dendranthema</b> Chrysanthemum							
'Clara Curtis'	DR31	18-24"	Pink	<input checked="" type="checkbox"/>	<input type="checkbox"/>	<input type="checkbox"/>	July-Oct
'Sheffield Pink'	DR34	24-30"	Salmon pink	<input checked="" type="checkbox"/>	<input type="checkbox"/>	<input type="checkbox"/>	Sept-Nov
<b>Dianthus</b> Pinks							
'Bath's Pink'	DN07	8-10"	Pink	<input checked="" type="checkbox"/>	<input type="checkbox"/>	<input type="checkbox"/>	June-July
Early Bird™ Frosty <span style="border: 1px solid black; border-radius: 50%; padding: 2px;">New</span>	DN70	6-9"	Double white	<input checked="" type="checkbox"/>	<input type="checkbox"/>	<input type="checkbox"/>	June-July
'Eastern Star' PP14437	DN58	7"	Red/dark red center	<input checked="" type="checkbox"/>	<input type="checkbox"/>	<input type="checkbox"/>	June-July
'Fire Star' PP14895	DN23	8-12"	Fiery red	<input checked="" type="checkbox"/>	<input type="checkbox"/>	<input type="checkbox"/>	June-July
'Firewitch'	DN09	9-12"	Deep ruby red	<input checked="" type="checkbox"/>	<input type="checkbox"/>	<input type="checkbox"/>	May-July
'Neon Star' PP14549	DN59	5-7"	Vibrant pink	<input checked="" type="checkbox"/>	<input type="checkbox"/>	<input type="checkbox"/>	June-July
'Ruby's Tuesday' PP13872	DN65	14-18"	Db. crimson	<input checked="" type="checkbox"/>	<input type="checkbox"/>	<input type="checkbox"/>	June-July
<b>Dicentra</b> Bleeding Heart							
<i>eximia</i>							
'Aurora'	DC31	12-15"	White	<input type="checkbox"/>	<input checked="" type="checkbox"/>	<input checked="" type="checkbox"/>	May-frost
'King of Hearts'	** DC38	10-12"	Red	<input type="checkbox"/>	<input checked="" type="checkbox"/>	<input checked="" type="checkbox"/>	May-frost
'Luxuriant'	DC32	15"	Deep pink	<input type="checkbox"/>	<input checked="" type="checkbox"/>	<input checked="" type="checkbox"/>	April-Sept
<i>spectabilis</i>							
'Alba'	DC35	30"	White	<input type="checkbox"/>	<input checked="" type="checkbox"/>	<input checked="" type="checkbox"/>	May-June
<i>species</i>	DC36	30"	Deep pink	<input type="checkbox"/>	<input checked="" type="checkbox"/>	<input checked="" type="checkbox"/>	May-June

Botanical Name / Common Name	Code	Height	Flower Color	Sun	Semi	Shade	Bloom Time or Foliage
<b>Dictamnus</b> Gas Plant							
<b>albus</b>							
'Albiflorus'	** DC20	28-32"	White	☒	☐	☐	May-June
'Purpureus'	** DC10	2-4 ft.	Pink	☒	☒	☐	June-July
<b>Digitalis</b> Foxglove							
ambigua (AKA grandiflora)	DG50	24"	Pale yellow	☒	☒	☐	June
mertonensis	DG51	2-3 ft.	Showy pink	☒	☒	☐	June-July
<b>purpurea</b>							
'Dalmatian Peach'	DG80	2-3 ft.	Peach	☒	☐	☐	June
'Dalmation Purple'	DG65	2-3 ft.	Lavender purple	☒	☒	☐	June
'Foxy'	DG54	24-30"	Pink & white mix	☒	☒	☐	June
'Sugar Plum'	DG59	3-4 ft.	Pink	☒	☒	☐	June-Aug
<b>Echibeckia™</b> Echinacea/Rudbeckia cross							
Summerina™ Orange PP25221	** EB10	18"	Burnt orange	☒	☒	☐	July-Oct
Summerina™ Yellow PP25243	** EB15	18"	Golden yellow	☒	☒	☐	July-Oct
<b>Echinacea</b> Coneflower							
'Butterfly Kisses' PP24458	 ** EC90	12-18"	Pink pompom	☒	☒	☐	July-frost
'Cheyenne Spirit'	** EC80	22-30"	Multicolored	☒	☐	☐	July-Sept
'Hot Papaya' PP21022	** EC42	30-36"	Red orange	☒	☒	☐	July-Aug
'Magnus'	EC04	24-36"	Rose	☒	☒	☐	July-frost
'Pink Dbl. Delight' PP18803	** EC12	18-24"	Pink	☒	☐	☐	July-Aug
Pow Wow™ White	EC55	18-24"	White/yellow center	☒	☒	☐	July-Aug
Pow Wow™ Wildberry	EC50	18-24"	Pink	☒	☒	☐	July-Aug
'Ruby Star' ('Rubenstern')	EC05	24-36"	Rosy red	☒	☒	☐	July-frost
'Solar Flare' PP22133	** EC60	24-36"	Double red	☒	☐	☐	July-Sept
Sombrero™ Hot Coral PP23097	** EC70	24-26"	Red	☒	☐	☐	July-Sept
Sombrero™ Lemon Yellow PP24768	** EC65	24-26"	Golden yellow	☒	☐	☐	July-Sept
Sombrero™ Salsa Red PP23105	** EC20	24-26"	Red	☒	☐	☐	July-Sept
'Virgin' PP18684	** EC75	20-24"	White	☒	☐	☐	July-Aug
<b>Echinops</b> Globe Thistle							
'Blue Glow'	EC22	48"	Dark blue	☒	☐	☐	July-Aug
'Veitch's Blue'	EC21	38"	Dark blue	☒	☐	☐	July-Aug
<b>Epimedium</b> Barrenwort							
'Bandit'	** E085	6"	White	☐	☒	☒	May-June
'Frohnleiten'	** E101	16"	Yellow	☐	☒	☒	May-June
'Lilafee'	 ** E108	12"	Lavender	☐	☒	☒	May-June
'Niveum'	** E060	6"	White	☐	☒	☒	May-June

Botanical Name / Common Name	Code	Height	Flower Color	Sun	Semi	Shade	Bloom Time or Foliage
'Rose Queen'	<b>New</b> ** E088	12-18"	Purple-red	<input type="checkbox"/>	<input checked="" type="checkbox"/>	<input checked="" type="checkbox"/>	May-June
'Rubrum'	** E070	10"	Red	<input type="checkbox"/>	<input checked="" type="checkbox"/>	<input checked="" type="checkbox"/>	May-June
'Sulphureum'	** E080	12-15"	Pale yellow	<input type="checkbox"/>	<input checked="" type="checkbox"/>	<input checked="" type="checkbox"/>	May-June
<b>Eryngium</b> Sea Holly							
planum							
'Blue Glitter'	EY10	24-30"	Deep blue	<input checked="" type="checkbox"/>	<input type="checkbox"/>	<input type="checkbox"/>	June-Sept
'Blue Hobbit'	EY08	12"	Deep blue	<input checked="" type="checkbox"/>	<input type="checkbox"/>	<input type="checkbox"/>	July-frost
'Jade Frost' PP17370	** EY20	6-8"	Violet blue	<input checked="" type="checkbox"/>	<input type="checkbox"/>	<input type="checkbox"/>	Variegated
zabelii							
'Big Blue' PP20636	** EY15	32"	Blue	<input checked="" type="checkbox"/>	<input checked="" type="checkbox"/>	<input type="checkbox"/>	July
<b>Eupatorium</b> Joe Pye Weed							
dubium	<b>New</b> EU40	3-5 ft.	Mauve pink	<input checked="" type="checkbox"/>	<input checked="" type="checkbox"/>	<input type="checkbox"/>	July-Sept
dubium 'Little Joe' PP16122	EU10	4 ft.	Lavender	<input checked="" type="checkbox"/>	<input checked="" type="checkbox"/>	<input type="checkbox"/>	Aug-Oct
fistulosum	EU35	5-8 ft.	Pink	<input checked="" type="checkbox"/>	<input checked="" type="checkbox"/>	<input type="checkbox"/>	July-Sept
maculatum 'Gateway'	EU05	4-5 ft.	Lavender	<input checked="" type="checkbox"/>	<input checked="" type="checkbox"/>	<input type="checkbox"/>	Aug-frost
perfoliatum	EU07	4 ft.	White	<input checked="" type="checkbox"/>	<input checked="" type="checkbox"/>	<input checked="" type="checkbox"/>	Sept-Oct
rugosum 'Chocolate'	EU09	3-4 ft.	White	<input checked="" type="checkbox"/>	<input checked="" type="checkbox"/>	<input type="checkbox"/>	Sept-Oct
<b>Euphorbia</b> Spurge							
amygdaloides							
var. robbiae	EU32	24-30"	Chartreuse	<input checked="" type="checkbox"/>	<input checked="" type="checkbox"/>	<input type="checkbox"/>	May-July
polychroma							
'Bonfire' PP18585	EU30	12-18"	Pale yellow	<input checked="" type="checkbox"/>	<input checked="" type="checkbox"/>	<input type="checkbox"/>	June-July
species	EU24	18-24"	Chartreuse	<input checked="" type="checkbox"/>	<input checked="" type="checkbox"/>	<input type="checkbox"/>	May-June
<b>Gaillardia</b> Blanket Flower							
'Arizona Red'	** GA15	12"	Red	<input checked="" type="checkbox"/>	<input type="checkbox"/>	<input type="checkbox"/>	July-Sept
'Fanfare' PP15892	** GA03	18-24"	Scarlet	<input checked="" type="checkbox"/>	<input type="checkbox"/>	<input type="checkbox"/>	June-Sept
<b>Galium</b> Sweet Woodruff							
odoratum	** G005	6"	White	<input type="checkbox"/>	<input checked="" type="checkbox"/>	<input checked="" type="checkbox"/>	May
<b>Gaultheria</b> Wintergreen - Teaberry							
procumbens	** G010	2-5"	White pink tinge	<input type="checkbox"/>	<input checked="" type="checkbox"/>	<input checked="" type="checkbox"/>	June
<b>Gaura</b> Wand Flower							
'Siskiyou Pink'	GA23	24-30"	Pink	<input checked="" type="checkbox"/>	<input type="checkbox"/>	<input type="checkbox"/>	May-Oct
'So White'	GA38	15-18"	White	<input checked="" type="checkbox"/>	<input type="checkbox"/>	<input type="checkbox"/>	June-frost
'Whirling Butterflies'	GA26	24-36"	White	<input checked="" type="checkbox"/>	<input type="checkbox"/>	<input type="checkbox"/>	May-Oct
<b>Gentiana</b> Gentian							
'True Blue' PP20433	** GN10	24-30"	Blue	<input checked="" type="checkbox"/>	<input checked="" type="checkbox"/>	<input type="checkbox"/>	July-Sept
<b>Geranium</b> Cranesbill							



Botanical Name / Common Name	Code	Height	Flower Color	Sun	Semi	Shade	Bloom Time or Foliage
'Biokova'	GE21	10-12"	White flush pink	☒	☒	☐	May-Aug
'Brookside'	GE26	20"	Deep blue white eye	☒	☒	☐	June-July
'Johnson's Blue'	GE04	15-18"	Violet	☒	☒	☐	June-July
macrorrhizum 'Album'	GE35	8-12"	White	☒	☒	☐	June-July
macrorrhizum 'Beven's Variety'	GE07	15-18"	Pink	☒	☒	☐	June-July
macrorrhizum 'Spessart'	GE39	12-15"	Blush pink	☒	☒	☐	June-July
'Rozanne' PP12175	** GE13	18-20"	Violet blue	☒	☒	☐	June-frost
sanguineum 'Album'	GE14	12"	White	☒	☒	☐	May-Aug
sanguineum var. striatum	GE17	12"	Pink/crimson vein	☒	☒	☐	May-Aug
<b>Geum</b> Avens							
flora plena 'Blazing Sunset'	GE32	24"	Scarlet	☒	☒	☐	May-July
'Mai Tai' PP22433	GE50	16-18"	Peach	☒	☒	☐	May-July
'Totally Tangerine' PP22041	** GE40	30"	Orange	☒	☒	☐	June-Sept
<b>Gillenia</b> Bowman's root							
trifoliata	GN15	24-36"	White	☐	☒	☒	May-June
<b>Gypsophila</b> Baby's Breath							
'Summer Sparkles' PP19318	GY10	12-18"	White, double	☒	☐	☐	June-Aug
<b>Helenium</b> Sneezeweed							
'Mardi Gras' PP15124	HE28	30"	Yellow/orange/red	☒	☐	☐	Aug-Sept
'Moerheim Beauty'	HE04	40"	Bronze-red	☒	☐	☐	July-Sept
'Siesta' PPAF	HE09	24-30"	Bluish-red	☒	☐	☐	July-Sept
'Tiny Dancer'	HE22	18-24"	Yellow/brown center	☒	☐	☐	July-Sept
<b>Helianthus</b> False Sunflower							
'Lemon Queen'	HE20	4-7 ft.	Pale yellow	☒	☐	☐	July-Sept
<b>Heliopsis</b> False Sunflower							
helianthoides							
'Asahi'	HE32	3 ft.	Golden double	☒	☐	☐	June-frost
'Summer Nights'	HE35	3-4 ft.	Golden/red	☒	☒	☐	June-Aug
'Summer Sun'	HE31	3-4 ft.	Double yellow	☒	☐	☐	June-frost
'Venus'	HE33	3-4 ft.	Bright yellow	☒	☐	☐	June-frost
<b>Helleborus</b> Hellebore							
Brandywine™	** H065	12-18"	Mix	☒	☒	☒	March-May
foetidus	** H050	12-18"	Greenish white	☐	☒	☒	April
'HGC Joker' PPAF	** H078	18"	Ivory	☐	☒	☒	Jan-Feb
'HGC Merlin' PP22350	** H112	12"	Purple	☐	☒	☒	Feb-April
'HGC Pink Frost' PP21063	** H067	12-14"	Pink	☐	☒	☒	Jan-Mar
Honeymoon™ Mix	** H085	18-24"	Double mix	☐	☒	☒	March-April

Botanical Name / Common Name	Code	Height	Flower Color	Sun	Semi	Shade	Bloom Time or Foliage
'Ivory Prince' PP16199	** H061	12-18"	Ivory	<input type="checkbox"/>	<input checked="" type="checkbox"/>	<input checked="" type="checkbox"/>	March-May
'New York Night'	** H217	18-24"	Near black	<input type="checkbox"/>	<input checked="" type="checkbox"/>	<input checked="" type="checkbox"/>	March-April
'Rome in Red'	** H087	18-24"	Single wine red	<input type="checkbox"/>	<input checked="" type="checkbox"/>	<input checked="" type="checkbox"/>	March-April
Royal Heritage™ Strain	** H054	18-24"	Mix of pinks	<input checked="" type="checkbox"/>	<input checked="" type="checkbox"/>	<input checked="" type="checkbox"/>	March-May
'Spanish Flare'	** H092	18-24"	Single yellow	<input type="checkbox"/>	<input checked="" type="checkbox"/>	<input checked="" type="checkbox"/>	March-April
<b>Hemerocallis</b> Daylily							
'Barbara Mitchell'	** H115	20"	Peach/pink	<input checked="" type="checkbox"/>	<input checked="" type="checkbox"/>	<input type="checkbox"/>	Mid, repeat
'Bela Lugosi'	** H089	33"	Purple	<input checked="" type="checkbox"/>	<input checked="" type="checkbox"/>	<input type="checkbox"/>	Mid
'Best Seller'	** H071	24"	Purple/yellow	<input checked="" type="checkbox"/>	<input checked="" type="checkbox"/>	<input type="checkbox"/>	Mid, repeat
'Big Time Happy'	H047	16-18"	Pale ylw/green throat	<input checked="" type="checkbox"/>	<input checked="" type="checkbox"/>	<input type="checkbox"/>	Mid-late
'Buttered Popcorn'	H249	32"	Butter yellow	<input checked="" type="checkbox"/>	<input checked="" type="checkbox"/>	<input type="checkbox"/>	Mid, repeat
'Catherine Woodbury'	H216	30"	Pale pink	<input checked="" type="checkbox"/>	<input checked="" type="checkbox"/>	<input type="checkbox"/>	Mid
Chicago Apache®	H242	24-36"	Red	<input checked="" type="checkbox"/>	<input checked="" type="checkbox"/>	<input type="checkbox"/>	Mid
Earlybird Cardinal™	** H082	21"	Red	<input checked="" type="checkbox"/>	<input checked="" type="checkbox"/>	<input type="checkbox"/>	Early, repeat
'El Desperado'	H260	28"	Yellow/purple eye	<input checked="" type="checkbox"/>	<input checked="" type="checkbox"/>	<input type="checkbox"/>	Mid
'Elegant Candy'	** H118	25"	Rose pink	<input checked="" type="checkbox"/>	<input checked="" type="checkbox"/>	<input type="checkbox"/>	Early, repeat
'Fairy Tale Pink'	H219	24"	Pink	<input checked="" type="checkbox"/>	<input checked="" type="checkbox"/>	<input type="checkbox"/>	Mid, repeat
'Final Touch'	H084	28"	Dark/lt. pink	<input checked="" type="checkbox"/>	<input checked="" type="checkbox"/>	<input type="checkbox"/>	Late
'Frans Hals'	H238	24"	Red/orange	<input checked="" type="checkbox"/>	<input checked="" type="checkbox"/>	<input type="checkbox"/>	Late
fulva	H210	36-40"	Orange	<input checked="" type="checkbox"/>	<input checked="" type="checkbox"/>	<input type="checkbox"/>	Mid
fulva 'Flore Pleno'	H221	24-36"	Orange,double	<input checked="" type="checkbox"/>	<input checked="" type="checkbox"/>	<input type="checkbox"/>	Early, repeat
'Gentle Shepherd'	H211	18-24"	Almost white	<input checked="" type="checkbox"/>	<input checked="" type="checkbox"/>	<input type="checkbox"/>	Mid
'Happy Returns'	H051	26"	Yellow	<input checked="" type="checkbox"/>	<input checked="" type="checkbox"/>	<input type="checkbox"/>	Early, repeat
'Hyperion'	H212	34"	Yellow, fragrant	<input checked="" type="checkbox"/>	<input checked="" type="checkbox"/>	<input type="checkbox"/>	Mid
'Joan Senior'	H057	25"	Cream	<input checked="" type="checkbox"/>	<input checked="" type="checkbox"/>	<input type="checkbox"/>	Early, repeat
'Jolyene Nichole'	** H239	14"	Pink	<input checked="" type="checkbox"/>	<input checked="" type="checkbox"/>	<input type="checkbox"/>	Mid
'Little Grapette'	H223	12"	Light purple	<input checked="" type="checkbox"/>	<input checked="" type="checkbox"/>	<input type="checkbox"/>	Early, repeat
'Marque Moon'	** H063	24"	Cream	<input checked="" type="checkbox"/>	<input checked="" type="checkbox"/>	<input type="checkbox"/>	Mid
'Omomuki'	** H110	26"	Yellow	<input checked="" type="checkbox"/>	<input checked="" type="checkbox"/>	<input type="checkbox"/>	Early-mid
'Pardon Me'	H227	18"	Red	<input checked="" type="checkbox"/>	<input checked="" type="checkbox"/>	<input type="checkbox"/>	Mid, repeat
'Pizza Crust'	** H100	30"	Peach/yellow	<input checked="" type="checkbox"/>	<input checked="" type="checkbox"/>	<input type="checkbox"/>	Mid
'Purple D'oro'	H072	20"	Purple	<input checked="" type="checkbox"/>	<input checked="" type="checkbox"/>	<input type="checkbox"/>	Early, repeat
'Rocket City'	H231	36"	Gold/orange shades	<input checked="" type="checkbox"/>	<input checked="" type="checkbox"/>	<input type="checkbox"/>	Mid
'Rosy Returns' PP9779	** H229	15"	Rose/pink	<input checked="" type="checkbox"/>	<input checked="" type="checkbox"/>	<input type="checkbox"/>	Mid-Late
'Sammy Russell'	H236	24"	Brick red	<input checked="" type="checkbox"/>	<input checked="" type="checkbox"/>	<input type="checkbox"/>	Mid
'Siloam Double Classic'	H105	26"	Peachy pink dbl.	<input checked="" type="checkbox"/>	<input checked="" type="checkbox"/>	<input type="checkbox"/>	Mid
'Spiritual Corridor'	** H255	25"	Lavender pink	<input checked="" type="checkbox"/>	<input checked="" type="checkbox"/>	<input type="checkbox"/>	Early-mid
'Stella D'Oro'	H044	12"	Golden	<input checked="" type="checkbox"/>	<input checked="" type="checkbox"/>	<input type="checkbox"/>	Early, repeat

Botanical Name / Common Name	Code	Height	Flower Color	Sun	Semi	Shade	Bloom Time or Foliage
'Stella Supreme' PPAF	H209	12"	Soft yellow	☒	☒	☐	Early, repeat
'Strutter's Ball'	** H291	28"	Dark purple	☒	☒	☐	Mid
<b>Heuchera</b> Coral Bells							
'Amethyst Mist'	HE55	18-24"	Cream	☒	☒	☐	Blackish purple/silver
'Autumn Bride'	HE41	24"	White	☒	☒	☐	Green/white flower
'Blackout' PP20613	** HE87	12-18"	White	☒	☒	☐	Almost black
'Caramel' PP16560	** HE84	14"	Light pink	☒	☒	☐	Amber
'Circus' PP25495	** HE97	12-14"	Pink-red	☒	☒	☐	Chartreuse/red veins
'Citronelle' PP17934	** HE85	12"	White	☐	☒	☒	Lemon yellow
'Dales Strain'	HE74	24"	White	☒	☒	☐	Green with burgundy veining
'Dark Secret' PP20683	** HE83	12-18"	White	☒	☒	☐	Deep purple-bronze
'Electric Plum' PPAF	** HE77	8-10"	pink	☒	☒	☒	July
'Green Spice'	** HE66	9"	White	☒	☒	☒	June-July
'Guacamole' PPAF	HE62	12-24"	Cream	☒	☒	☐	Lime-green
'Lava Lamp' PPAF	** HE69	16"	Cream	☒	☒	☐	Coppery purple
'Melting Fire'	HE80	18-24"	Burgundy/white	☒	☒	☐	Ruffled red-maroon
'Palace Purple'	HE45	20"	White	☒	☒	☐	Purple-bronze
'Paris' PP18881	** HE75	10-18"	Dk rose/rebloom	☐	☒	☒	June-Sept
'Plum Pudding'	HE47	20"	White	☒	☒	☐	Plum purple/dk purple veins
'Silver Scrolls' PP12066	** HE95	12-24"	White	☒	☒	☐	Silver with dark purple veins
'Snow Angel' PPAF	** HE10	12-18"	Pink	☒	☒	☒	Green and white variegated
<b>Heucherella</b> Foamy Bells							
'Galactica' PPAF	** HE37	8-10"	Cream	☒	☒	☒	Silvery green foliage
'Stoplight' PP16835	** HE57	6"	White	☒	☒	☐	Bright yellow/red veins
'Sweet Tea' PP21296	** HE60	20"	White	☒	☒	☒	Orange foliage
<b>Hibiscus</b> Rose Mallow							
'Fantasia' PP11853	** HB05	3-4 ft.	Rose with red eye	☒	☒	☐	July-Aug
'Lord Baltimore'	** HB07	4-5 ft.	Red	☒	☒	☐	Aug-frost
'Luna White'	HB21	2-3 ft.	White	☒	☐	☐	July-Sept
'Midnight Marvel' PP24079	** HB35	4-5 ft.	Red	☒	☐	☐	Aug-frost
moscheutos <span style="border: 1px solid black; border-radius: 50%; padding: 2px;">New</span>	** HB49	3-7 ft.	white-pink/red eye	☒	☐	☐	July-frost
'Summer Storm' PP20443	** HB79	4-5 ft.	Rose/ magenta eye	☒	☐	☐	July-Oct
'Vintage Wine' PP27839	** HB26	4 ft.	Red	☒	☐	☐	July-Sept
<b>Summerific™</b>							
'Berrylicious' PP24062	** HB40	4-5 ft.	Lavender	☒	☒	☐	July-Sept
'Cranberry Crush' PP21984	** HB30	3-4 ft.	Scarlet	☒	☒	☐	July-Sept
<b>Hosta</b> Hosta							

Botanical Name / Common Name	Code	Height	Flower Color	Sun	Semi	Shade	Bloom Time or Foliage
'Abiqua Drinking Gourd'	H525	18"	White	<input type="checkbox"/>	<input checked="" type="checkbox"/>	<input checked="" type="checkbox"/>	Thick dark blue-green
'Allan P. McConnell'	H376	18"	Purple	<input type="checkbox"/>	<input checked="" type="checkbox"/>	<input checked="" type="checkbox"/>	Dark green with white edge
'August Moon'	H491	12-24"	Pale lavender	<input type="checkbox"/>	<input checked="" type="checkbox"/>	<input checked="" type="checkbox"/>	Chartreuse-gold
'Big Daddy'	H529	36"	Pale lavender	<input type="checkbox"/>	<input checked="" type="checkbox"/>	<input checked="" type="checkbox"/>	Very large blue
'Blue Angel'	H492	48"	White	<input type="checkbox"/>	<input checked="" type="checkbox"/>	<input checked="" type="checkbox"/>	Large blue
'Blue Cadet'	H488	15"	Lavender	<input type="checkbox"/>	<input checked="" type="checkbox"/>	<input checked="" type="checkbox"/>	Heart shaped bluish
'Blue Ivory' PP19623	** H542	20-24"	Lavender	<input type="checkbox"/>	<input checked="" type="checkbox"/>	<input checked="" type="checkbox"/>	Ivory with blue margins
'Blue Mouse Ears'	** H805	8"	Purple	<input type="checkbox"/>	<input checked="" type="checkbox"/>	<input checked="" type="checkbox"/>	Dwarf blue
'Blue Umbrellas'	** H400	30-40"	Near white	<input type="checkbox"/>	<input checked="" type="checkbox"/>	<input checked="" type="checkbox"/>	Large blue, puckered
'Cathedral Windows' PP17295	** H537	40-44"	White, fragrant	<input type="checkbox"/>	<input checked="" type="checkbox"/>	<input checked="" type="checkbox"/>	Bright gold/dk green margins
'Cherry Berry'	H479	10"	Light blue	<input type="checkbox"/>	<input checked="" type="checkbox"/>	<input checked="" type="checkbox"/>	Lance shaped white/gr.margin
'Diamond Tiara'	** H500	14"	Purple	<input type="checkbox"/>	<input checked="" type="checkbox"/>	<input checked="" type="checkbox"/>	Med. green with white margins
'Fire and Ice'	H535	15"	Lavender	<input type="checkbox"/>	<input checked="" type="checkbox"/>	<input checked="" type="checkbox"/>	Pure white/green margin
'Fragrant Bouquet'	H575	12-24"	Pale lavender	<input type="checkbox"/>	<input checked="" type="checkbox"/>	<input checked="" type="checkbox"/>	Apple green/yellow margins
'Francee'	H517	24"	Lavender	<input type="checkbox"/>	<input checked="" type="checkbox"/>	<input checked="" type="checkbox"/>	Dark green with white edge
'Francis Williams'	H506	32"	Lavender	<input type="checkbox"/>	<input checked="" type="checkbox"/>	<input checked="" type="checkbox"/>	Gray green with yellow edge
'Great Expectations'	** H396	24"	White	<input type="checkbox"/>	<input checked="" type="checkbox"/>	<input checked="" type="checkbox"/>	Blue-green/chartreuse center
'Guacamole'	** H520	15"	White	<input checked="" type="checkbox"/>	<input checked="" type="checkbox"/>	<input checked="" type="checkbox"/>	Avocado green/dk.blue streaks
'Halcyon'	H507	15"	Near white	<input type="checkbox"/>	<input checked="" type="checkbox"/>	<input checked="" type="checkbox"/>	Spear shaped, blue
'Honeybells'	H495	24"	Near white, fragrant	<input type="checkbox"/>	<input checked="" type="checkbox"/>	<input checked="" type="checkbox"/>	Pale green
'June'	** H510	15"	Lav-blue	<input type="checkbox"/>	<input checked="" type="checkbox"/>	<input checked="" type="checkbox"/>	Wide blue-green w/ chart. ctrs
'Key West'	** H652	28"	Lavender	<input type="checkbox"/>	<input checked="" type="checkbox"/>	<input checked="" type="checkbox"/>	Gold
'Krossa Regal'	H509	36"	Pale lavender	<input type="checkbox"/>	<input checked="" type="checkbox"/>	<input checked="" type="checkbox"/>	Dusty blue
'Lakeside Paisley Print'	** H595	10-12"	Lavender	<input type="checkbox"/>	<input checked="" type="checkbox"/>	<input checked="" type="checkbox"/>	Heart-shaped var./wavy margin
'Minuteman'	H504	22"	Lavender	<input type="checkbox"/>	<input checked="" type="checkbox"/>	<input checked="" type="checkbox"/>	Dark green/wide white edge
'Night Before Christmas'	H380	25"	Pale lavender	<input type="checkbox"/>	<input checked="" type="checkbox"/>	<input checked="" type="checkbox"/>	White center with green margin
'Patriot'	H489	18-22"	Lavender	<input type="checkbox"/>	<input checked="" type="checkbox"/>	<input checked="" type="checkbox"/>	Green, white edge
'Praying Hands'	** H365	14-18"	Lavender	<input type="checkbox"/>	<input checked="" type="checkbox"/>	<input checked="" type="checkbox"/>	Narrow green/gold edge
'Rainforest Sunrise'	H439	8"	Purple	<input type="checkbox"/>	<input checked="" type="checkbox"/>	<input checked="" type="checkbox"/>	Dk. green borders/gold center
'Regal Splendor'	H545	36"	Lavender	<input type="checkbox"/>	<input checked="" type="checkbox"/>	<input checked="" type="checkbox"/>	Blue with ivory margins
'Revolution'	** H527	18"	Purple	<input type="checkbox"/>	<input checked="" type="checkbox"/>	<input checked="" type="checkbox"/>	Dk. green/cream ctr w/ specks
'Rhino Hide' PP23665	** H528	20"	White	<input checked="" type="checkbox"/>	<input checked="" type="checkbox"/>	<input checked="" type="checkbox"/>	Blue margin, green center
'Royal Standard'	H501	36"	White, fragrant	<input type="checkbox"/>	<input checked="" type="checkbox"/>	<input checked="" type="checkbox"/>	Green
'Royal Wedding' PP26727	** H559	12"	White	<input type="checkbox"/>	<input checked="" type="checkbox"/>	<input checked="" type="checkbox"/>	Green, creamy white margins
sieboldiana 'Elegans'	H494	36"	White	<input type="checkbox"/>	<input checked="" type="checkbox"/>	<input checked="" type="checkbox"/>	Very large blue
'Sum & Substance'	** H521	30-36"	Deep lavender	<input checked="" type="checkbox"/>	<input checked="" type="checkbox"/>	<input checked="" type="checkbox"/>	Chartreuse foliage
'T-Rex'	** H475	36"	White	<input type="checkbox"/>	<input checked="" type="checkbox"/>	<input checked="" type="checkbox"/>	Gigantic green, wavy
'Wide Brim'	H522	18"	Pale lavender	<input type="checkbox"/>	<input checked="" type="checkbox"/>	<input checked="" type="checkbox"/>	Bluish green with cream edge

Botanical Name / Common Name	Code	Height	Flower Color	Sun	Semi	Shade	Bloom Time or Foliage
<b>Iberis</b> Candytuft							
'Purity'	** IB07	10-12"	White	☒	☐	☐	May
'Snowsurfer™ Forte'	IB15	10-12"	White	☒	☐	☐	May
<b>Iris</b>							
<b>cristata</b>							
species	IR02	8"	Blue	☒	☒	☒	April-May
<b>ensata</b>							
'Lion King'	IR12	36-42"	Purple & white	☒	☒	☐	June-July
'Pink Lady'	IR01	2-3 ft.	Soft pink	☒	☐	☐	June-July
'Variegata'	** IR92	30"	Blue	☒	☐	☐	June-July
<b>fulva</b>							
species	IR70	2-3 ft.	Copper	☒	☒	☐	May-June
<b>germanica</b>							
'Cherry Blossom Song'	IR77	30-36"	Pink w/ purple falls	☒	☐	☐	June-July
'Harvest of Memories'	IR15	30-36"	Yellow, repeat	☒	☐	☐	June-July
'Hemstitched'	IR55	24-36"	White/med. blue	☒	☐	☐	May-June
'Immortality'	IR16	30-36"	White, repeat	☒	☐	☐	June-July
'Jurassic Park'	IR79	30-36"	Yellow/purple	☒	☐	☐	June-July
'Lenora Pearl'	IR27	24-30"	Pink	☒	☐	☐	June-July
'Superstition'	IR22	30-36"	Near black	☒	☐	☐	June-July
'Violet Turner'	IR49	28"	Hot pink	☒	☐	☐	June
<b>louisiana</b>							
'Black Gamecock'	IR28	30-36"	Purple/black	☒	☒	☐	June-July
<b>pallida</b>							
'Albo Variegata'	** IR23	28"	Blue	☒	☒	☐	Green/white margins
'Aureo Variegata'	** IR24	28"	Blue	☒	☒	☐	Green/gold margins
<b>sibirica</b>							
'Butter & Sugar'	IR30	24-30"	Yellow & white	☒	☒	☐	June
'Caesar's Brother'	IR31	24-30"	Violet	☒	☒	☐	June
'Ruffled Velvet'	IR35	24-30"	Purple	☒	☒	☐	June
'Silver Edge'	IR36	24-30"	Blue/silver edge	☒	☒	☐	June
'White Swirl'	IR43	36"	White	☒	☒	☐	June
<b>versicolor</b>							
species	IR44	36"	Blue	☒	☒	☐	June-July
<b>Kalimeris</b> Japanese Aster							
incisa 'Blue Star'	KA10	12-18"	Light blue	☒	☒	☐	July-Aug
integrifolia 'Daisy Mae'	KA15	2 ft.	White	☒	☒	☐	Aug-Sept
<b>Kirengeshoma</b> Waxbells							


Botanical Name / Common Name	Code	Height	Flower Color	Sun	Semi	Shade	Bloom Time or Foliage
<b>palmata</b>	** KR01	30-36"	Butter yellow	<input type="checkbox"/>	<input checked="" type="checkbox"/>	<input checked="" type="checkbox"/>	Sept
<b>Kniphofia</b> Red Hot Poker							
'Flamenco'	KN07	32-36"	Yellow red mix	<input checked="" type="checkbox"/>	<input type="checkbox"/>	<input type="checkbox"/>	June-July
<b>Lamium</b> Dead Nettle							
'Beacon Silver'	** L024	4-8"	Pink	<input type="checkbox"/>	<input checked="" type="checkbox"/>	<input checked="" type="checkbox"/>	June-July
'Purple Dragon' PP15890	** L036	4-6"	Rich purple	<input type="checkbox"/>	<input checked="" type="checkbox"/>	<input checked="" type="checkbox"/>	May-June
'White Nancy'	** L029	4-6"	White	<input type="checkbox"/>	<input checked="" type="checkbox"/>	<input checked="" type="checkbox"/>	June-July
<b>Lavandula</b> Lavender							
'Grosso'	** L064	24-30"	Deep violet	<input checked="" type="checkbox"/>	<input type="checkbox"/>	<input type="checkbox"/>	July-Sept
'Hidcote'	** L061	18-24"	Deep blue	<input checked="" type="checkbox"/>	<input type="checkbox"/>	<input type="checkbox"/>	June-July
'Jean Davis'	** L087	10-18"	Pale pink	<input checked="" type="checkbox"/>	<input type="checkbox"/>	<input type="checkbox"/>	July-Sept
'Munstead'	** L062	15-18"	Purple	<input checked="" type="checkbox"/>	<input type="checkbox"/>	<input type="checkbox"/>	June-July
'Phenomenal' PP24193	** L069	2-4 ft.	Deep purple	<input checked="" type="checkbox"/>	<input type="checkbox"/>	<input type="checkbox"/>	June-Aug
'Provence'	** L066	30-36"	Lavender blue	<input checked="" type="checkbox"/>	<input type="checkbox"/>	<input type="checkbox"/>	July-Sept
'Silver Mist'	** L057	16-20"	Purple	<input checked="" type="checkbox"/>	<input type="checkbox"/>	<input type="checkbox"/>	June-Aug
<b>Lespedeza</b> Pink Bush Clover							
thunbergii 'Gibraltar'	LZ10	5-6 ft.	Lavender-pink	<input checked="" type="checkbox"/>	<input checked="" type="checkbox"/>	<input type="checkbox"/>	Aug-Sept
<b>Leucanthemum</b> Shasta Daisy							
'Alaska'	LE10	20"	White, single	<input checked="" type="checkbox"/>	<input type="checkbox"/>	<input type="checkbox"/>	June-July
'Becky'	LE12	36-42"	White, single	<input checked="" type="checkbox"/>	<input type="checkbox"/>	<input type="checkbox"/>	June-Sept
'Crazy Daisy'	LE20	25"	White, double	<input checked="" type="checkbox"/>	<input type="checkbox"/>	<input type="checkbox"/>	June-Aug
'LaCrosse' PPAF	LE59	10-12"	White, single	<input checked="" type="checkbox"/>	<input checked="" type="checkbox"/>	<input type="checkbox"/>	June-July
'Real Dream' PPAF	LE57	16-18"	Butter yellow	<input checked="" type="checkbox"/>	<input type="checkbox"/>	<input type="checkbox"/>	June-Aug
'Snow Cap'	LE25	12"	White, single	<input checked="" type="checkbox"/>	<input type="checkbox"/>	<input type="checkbox"/>	July-Aug
'Whoops-a-Daisy' PP27259	LE65	15"	White, single	<input checked="" type="checkbox"/>	<input type="checkbox"/>	<input type="checkbox"/>	June-July
<b>Liatis</b> Gayfeather							
spicata							
'Floristan Violet'	LT03	2-3 ft.	Purple	<input checked="" type="checkbox"/>	<input type="checkbox"/>	<input type="checkbox"/>	July-Sept
'Floristan White'	LT04	3-4 ft.	White	<input checked="" type="checkbox"/>	<input type="checkbox"/>	<input type="checkbox"/>	July-Sept
'Kobold'	LT05	18-24"	Violet lilac	<input checked="" type="checkbox"/>	<input type="checkbox"/>	<input type="checkbox"/>	July-Sept
<b>Ligularia</b> Ligularia							
dentata							
'Desdemona'	LG10	3 ft.	Orange/yellow	<input checked="" type="checkbox"/>	<input checked="" type="checkbox"/>	<input type="checkbox"/>	July-Aug
'Othello'	LG11	3-4 ft.	Yellow	<input checked="" type="checkbox"/>	<input checked="" type="checkbox"/>	<input type="checkbox"/>	July-Aug
stenocephala							
'The Rocket'	LG13	4-5 ft.	Yellow	<input checked="" type="checkbox"/>	<input checked="" type="checkbox"/>	<input type="checkbox"/>	July-Aug
<b>Lilium</b> Lily							

Botanical Name / Common Name	Code	Height	Flower Color	Sun	Semi	Shade	Bloom Time or Foliage
<b>oriental</b>							
'After Eight'	LL65	20-22"	Red/wht edge	<input checked="" type="checkbox"/>	<input type="checkbox"/>	<input type="checkbox"/>	July-Aug
'Casa Blanca'	LL72	41"	White	<input checked="" type="checkbox"/>	<input type="checkbox"/>	<input type="checkbox"/>	July
<b>Limonium</b> Statice/Sea Lavender							
latifolia	LM40	20-24"	Lavender blue	<input checked="" type="checkbox"/>	<input type="checkbox"/>	<input type="checkbox"/>	July-Aug
<b>Linum</b> Flax							
perenne 'Nanum Sapphire'	LN10	18-24"	Bright blue	<input checked="" type="checkbox"/>	<input type="checkbox"/>	<input type="checkbox"/>	July-Aug
<b>Lithodora</b> Lithodora							
diffusa 'Grace Ward'	LT15	6"	Cobalt blue	<input checked="" type="checkbox"/>	<input checked="" type="checkbox"/>	<input type="checkbox"/>	June-Aug
<b>Lobelia</b> Cardinal Flower							
cardinalis	LB01	3-4 ft.	Red	<input checked="" type="checkbox"/>	<input checked="" type="checkbox"/>	<input type="checkbox"/>	July-Sept
'Queen Victoria'	LB06	3-4 ft.	Burgundy red	<input checked="" type="checkbox"/>	<input checked="" type="checkbox"/>	<input type="checkbox"/>	Aug-Sept
siphilitica	LB05	3 ft.	Blue	<input checked="" type="checkbox"/>	<input checked="" type="checkbox"/>	<input type="checkbox"/>	Aug-Sept
siphilitica 'Alba'	LB15	3 ft.	White	<input checked="" type="checkbox"/>	<input checked="" type="checkbox"/>	<input type="checkbox"/>	Aug-Sept
<b>Lupinus</b> Lupine							
'Gallery Blue'	LU45	18-24"	Blue	<input checked="" type="checkbox"/>	<input checked="" type="checkbox"/>	<input type="checkbox"/>	June-July
'Gallery Mix'	LU04	15"	Mixed	<input checked="" type="checkbox"/>	<input checked="" type="checkbox"/>	<input type="checkbox"/>	June-July
'Gallery Pink'	LU30	18-24"	Pink	<input checked="" type="checkbox"/>	<input checked="" type="checkbox"/>	<input type="checkbox"/>	June-July
'Gallery Red'	LU35	18-24"	Red	<input checked="" type="checkbox"/>	<input checked="" type="checkbox"/>	<input type="checkbox"/>	June-July
'Gallery Yellow'	LU40	18-24"	Yellow	<input checked="" type="checkbox"/>	<input checked="" type="checkbox"/>	<input type="checkbox"/>	June-July
<b>Lychnis</b> Maltese Cross							
'Orange Gnome'	LY00	8"	Orange/scarlet	<input checked="" type="checkbox"/>	<input type="checkbox"/>	<input type="checkbox"/>	June-July
<b>Malva</b> Rose Mallow							
alcea 'Fastigiata'	MA10	3 ft.	Rose	<input checked="" type="checkbox"/>	<input checked="" type="checkbox"/>	<input type="checkbox"/>	July-Oct
<b>Mazus</b>							
reptans	** M237	2"	Lavender	<input checked="" type="checkbox"/>	<input checked="" type="checkbox"/>	<input type="checkbox"/>	May-June
reptans 'Alba'	** M228	2"	White	<input checked="" type="checkbox"/>	<input checked="" type="checkbox"/>	<input type="checkbox"/>	June-July
<b>Mertensia</b> Virginia Bluebells							
virginica	** ME01	18"	Blue	<input type="checkbox"/>	<input checked="" type="checkbox"/>	<input checked="" type="checkbox"/>	April-May
<b>Monarda</b> Bee Balm							
'Blue Stocking'	MN02	24-36"	Violet	<input checked="" type="checkbox"/>	<input checked="" type="checkbox"/>	<input type="checkbox"/>	July-Aug
'Bubblegum Blast' PP27497	MN35	24"	Hot pink	<input checked="" type="checkbox"/>	<input checked="" type="checkbox"/>	<input type="checkbox"/>	July-Sept
'Cherry Pops' PP27618	MN40	24"	Cherry red	<input checked="" type="checkbox"/>	<input checked="" type="checkbox"/>	<input type="checkbox"/>	July-Sept
fistulosa	MN05	30-36"	Pink/lavender	<input checked="" type="checkbox"/>	<input checked="" type="checkbox"/>	<input type="checkbox"/>	July-Sept
'Jacob Cline'	MN10	4-5 ft.	Deep red	<input checked="" type="checkbox"/>	<input checked="" type="checkbox"/>	<input type="checkbox"/>	July-Aug
'Marshall's Delight'	MN06	2-3 ft.	Pink	<input checked="" type="checkbox"/>	<input checked="" type="checkbox"/>	<input type="checkbox"/>	July-Sept

Botanical Name / Common Name	Code	Height	Flower Color	Sun	Semi	Shade	Bloom Time or Foliage
<b>Mukdenia</b> Mukdenia							
r. 'Karasuba'	** MU10	8-12"	White	<input type="checkbox"/>	<input checked="" type="checkbox"/>	<input type="checkbox"/>	May-June
<b>Nepeta</b> Cat Mint							
'Blue Wonder'	NE01	12-18"	Lavender blue	<input checked="" type="checkbox"/>	<input checked="" type="checkbox"/>	<input type="checkbox"/>	May-Sept
'Dropmore'	NE02	12-15"	Deep lavender	<input checked="" type="checkbox"/>	<input checked="" type="checkbox"/>	<input type="checkbox"/>	June-Aug
'Junior Walker' PP23074	NE22	18"	Lavender-blue	<input checked="" type="checkbox"/>	<input checked="" type="checkbox"/>	<input type="checkbox"/>	May-July
'Purrsian Blue' PP24788	NE30	14-18"	Purple-blue	<input checked="" type="checkbox"/>	<input checked="" type="checkbox"/>	<input type="checkbox"/>	May-Sept
'Six Hills Giant'	NE05	3 ft.	Blue	<input checked="" type="checkbox"/>	<input checked="" type="checkbox"/>	<input type="checkbox"/>	May-July
'Snowflake'	NE15	12-15"	White	<input checked="" type="checkbox"/>	<input checked="" type="checkbox"/>	<input type="checkbox"/>	June-Aug
'Walker's Low'	NE07	18-24"	Blue	<input checked="" type="checkbox"/>	<input checked="" type="checkbox"/>	<input type="checkbox"/>	April-Oct
<b>Nipponanthemum</b> Montauk Daisy							
nipponicum	** NP01	3-4 ft.	White, single	<input checked="" type="checkbox"/>	<input type="checkbox"/>	<input type="checkbox"/>	Sept-Oct
<b>Oenothera</b> Evening Primrose							
berl. 'Twilight' PP17230	OE10	12"	Pale pink	<input checked="" type="checkbox"/>	<input checked="" type="checkbox"/>	<input type="checkbox"/>	June-Sept
berlandieri 'Siskiyou'	OE01	6-12"	Pink	<input checked="" type="checkbox"/>	<input checked="" type="checkbox"/>	<input type="checkbox"/>	June-Sept
macrocarpa ( missouriensis)	OE03	10"	Yellow	<input checked="" type="checkbox"/>	<input checked="" type="checkbox"/>	<input type="checkbox"/>	June-Aug
<b>Origanum</b>							
'Kent Beauty'	OR10	6-9"	Pink	<input checked="" type="checkbox"/>	<input type="checkbox"/>	<input type="checkbox"/>	June-Sept
<b>Paeonia</b> Peony							
Itoh							
'Bartzella'	** P275	3 ft.	Dbl. yellow	<input checked="" type="checkbox"/>	<input checked="" type="checkbox"/>	<input type="checkbox"/>	May-June
Keiko™	** P135	24-30"	Pink	<input checked="" type="checkbox"/>	<input checked="" type="checkbox"/>	<input type="checkbox"/>	May-June
Misaka™	** P137	20-30"	Yellow	<input checked="" type="checkbox"/>	<input checked="" type="checkbox"/>	<input type="checkbox"/>	May-June
Takar™	** P139	24-30"	Bright pink	<input checked="" type="checkbox"/>	<input checked="" type="checkbox"/>	<input type="checkbox"/>	May-June
lactiflora							
'Blaze'	** P799	2-3 ft.	Red, single	<input checked="" type="checkbox"/>	<input checked="" type="checkbox"/>	<input type="checkbox"/>	June
'Bowl Of Beauty'	** P011	2-3 ft.	Pink, single	<input checked="" type="checkbox"/>	<input checked="" type="checkbox"/>	<input type="checkbox"/>	June
'Buckeye Belle'	** P047	2-3 ft.	Dbl. dark red	<input checked="" type="checkbox"/>	<input checked="" type="checkbox"/>	<input type="checkbox"/>	June
'Coral Sunset'	** P069	2-3 ft.	Semi dbl. coral	<input checked="" type="checkbox"/>	<input checked="" type="checkbox"/>	<input type="checkbox"/>	June
'Duchess DeNemours'	** P012	2-3 ft.	White, double	<input checked="" type="checkbox"/>	<input checked="" type="checkbox"/>	<input type="checkbox"/>	June
'Festiva Maxima'	** P013	2-3 ft.	Wht/red flecks/db	<input checked="" type="checkbox"/>	<input checked="" type="checkbox"/>	<input type="checkbox"/>	June
'Karl Rosenfeld'	** P032	2-3 ft.	Crimson, double	<input checked="" type="checkbox"/>	<input checked="" type="checkbox"/>	<input type="checkbox"/>	June
'Krinkled White'	** P041	2-3 ft.	White, semi dbl.	<input checked="" type="checkbox"/>	<input checked="" type="checkbox"/>	<input type="checkbox"/>	June
'M. Jules Elie'	** P017	2-3 ft.	Pink, double	<input checked="" type="checkbox"/>	<input checked="" type="checkbox"/>	<input type="checkbox"/>	June
'Sarah Bernhardt'	** P043	2-3 ft.	Pale pink, double	<input checked="" type="checkbox"/>	<input checked="" type="checkbox"/>	<input type="checkbox"/>	June
'Shirley Temple'	** P045	2-3 ft.	Pink, fades to white	<input checked="" type="checkbox"/>	<input checked="" type="checkbox"/>	<input type="checkbox"/>	June



Botanical Name / Common Name	Code	Height	Flower Color	Sun	Semi	Shade	Bloom Time or Foliage
<b>suffruticosa</b>							
'High Noon'	** P031	4 ft.	Bright yellow	☒	☒	☐	June
'Pink'	** P078	3-5 ft.	Pink	☒	☒	☐	May-June
'Purple'	** P108	4 ft.	Purple	☒	☒	☐	June
'Red'	** P068	4 ft.	Vermillion red	☒	☒	☐	June
'White'	** P057	3 ft.	White	☒	☒	☐	June
<b>Papaver</b> Poppy							
<b>nudicaule</b>							
'Champagne Bubbles'	PA01	12"	Mix	☒	☐	☐	July-Aug
<b>orientale</b>							
'Beauty Of Livermore'	PA03	24-30"	Bright red	☒	☐	☐	May-June
'Prince of Orange'	<b>New</b> PA50	24-30"	Orange	☒	☐	☐	May-June
'Queen Alexander'	PA47	2-3 ft.	Salmon pink	☒	☐	☐	June
'Royal Wedding'	PA20	30"	White/black eye	☒	☐	☐	June-Aug
<b>Penstemon</b> Beard Tongue							
'Dark Towers' PP20013	PE20	18-24"	Pink	☒	☐	☐	June-July
<b>digitalis</b>	<b>New</b> PE30	3-5 ft.	White	☒	☒	☐	June-July
'Elfin Pink'	PE01	14"	Pale pink	☒	☒	☐	June-July
'Husker Red'	PE03	30-34"	White	☒	☒	☐	Red foliage
'Prairie Dusk'	PE04	20"	Rose purple	☒	☒	☐	June-July
<b>Perovskia</b> Russian Sage							
<b>atriplicifolia</b>							
'Blue Jean Baby' PPAF	PE08	2-3 ft.	Smoky purple	☒	☐	☐	July-Sept
'Little Spire' PP11643	PE16	2-3 ft.	Lavender blue	☒	☐	☐	Aug-Sept
'Rocketman' PP27526	PE32	2-3 ft.	Lavender	☒	☐	☐	Aug-Sept
<b>species</b>	PE18	3 ft.	Lavender	☒	☐	☐	Aug-Sept
<b>Persicaria</b> Golden Fleece Flower							
amp. 'Golden Arrow'	PE29	18-24"	Red	☒	☒	☐	Golden foliage
'Red Dragon' PP12062	PE40	3-4 ft.	White	☒	☐	☐	Purple silver
<b>Phlomis</b> Kashmir Sage							
<b>cashmeriana</b>	PH03	3-4 ft.	Lavender-pink	☒	☒	☐	May-June
<b>Phlox</b> Garden Phlox							
'Fashionably Early Crystal' PP28679	PH90	24-30"	White	☒	☐	☐	June-August
'Fashionably Early Princess' PP28680	PH95	24-30"	Lavender pink	☒	☐	☐	June-August
<b>divaricata</b>							
'Blue Moon'	PH15	12-36"	Blue/violet	☐	☒	☒	May-June
'May Breeze'	PH67	8-10"	Pale blue/white	☐	☒	☒	May-June

Botanical Name / Common Name	Code	Height	Flower Color	Sun	Semi	Shade	Bloom Time or Foliage
<b>paniculata</b>							
'Bright Eyes'	PH09	2 ft.	Pink/red eye	<input checked="" type="checkbox"/>	<input type="checkbox"/>	<input type="checkbox"/>	July-Aug
'David'	PH10	3-4 ft.	White	<input checked="" type="checkbox"/>	<input type="checkbox"/>	<input type="checkbox"/>	July-Sept
'David's Lavender' PP17793	PH77	3-4 ft.	Lavender pink	<input checked="" type="checkbox"/>	<input type="checkbox"/>	<input type="checkbox"/>	July-Sept
'Delilah' PP17468	PH37	24-30"	Deep red/purple	<input checked="" type="checkbox"/>	<input type="checkbox"/>	<input type="checkbox"/>	July-Sept
Flame™ Pink PP11804	PH59	12-18"	Pink, fragrant	<input checked="" type="checkbox"/>	<input type="checkbox"/>	<input type="checkbox"/>	July-Sept
Flame™ Purple PP12605	PH39	12-18"	Purple	<input checked="" type="checkbox"/>	<input checked="" type="checkbox"/>	<input type="checkbox"/>	July-Aug
Flame™ White Eye PP22211	 PH55	12-18"	White/pink eye	<input checked="" type="checkbox"/>	<input checked="" type="checkbox"/>	<input type="checkbox"/>	July-Aug
'Glamour Girl' PP25778	PH57	2-3 ft.	Bright pink	<input checked="" type="checkbox"/>	<input type="checkbox"/>	<input type="checkbox"/>	July-Sept
<b>stolonifera</b>							
species	PH45	6"	Pink-purple	<input type="checkbox"/>	<input checked="" type="checkbox"/>	<input checked="" type="checkbox"/>	May-June
<b>subulata</b>							
'Candy Stripe'	PH25	4"	White w/ pink stripe	<input checked="" type="checkbox"/>	<input checked="" type="checkbox"/>	<input type="checkbox"/>	May
'Emerald Blue'	PH26	4"	Blue	<input checked="" type="checkbox"/>	<input checked="" type="checkbox"/>	<input type="checkbox"/>	May
'Emerald Pink'	PH27	4"	Pink	<input checked="" type="checkbox"/>	<input checked="" type="checkbox"/>	<input type="checkbox"/>	May
'Red Wings'	PH28	4"	Red	<input checked="" type="checkbox"/>	<input checked="" type="checkbox"/>	<input type="checkbox"/>	May
'Snowflake'	PH61	4-6"	White	<input checked="" type="checkbox"/>	<input checked="" type="checkbox"/>	<input type="checkbox"/>	May
<b><u>Physostegia</u></b> False Dragon's Head							
<b>virginiana</b>							
'Crystal Peak White'	PY50	16"	White	<input checked="" type="checkbox"/>	<input checked="" type="checkbox"/>	<input type="checkbox"/>	July-Aug
'Miss Manners' PP12637	PY46	18"	White	<input checked="" type="checkbox"/>	<input checked="" type="checkbox"/>	<input type="checkbox"/>	July-Aug
'Vivid'	PY49	18-24"	Bright pink	<input checked="" type="checkbox"/>	<input checked="" type="checkbox"/>	<input type="checkbox"/>	July-Aug
<b><u>Platycodon</u></b> Balloon Flower							
<b>grandiflorus</b>							
'Astra Semi-Dbl. Blue'	PL20	6-12"	Deep blue	<input checked="" type="checkbox"/>	<input checked="" type="checkbox"/>	<input type="checkbox"/>	July-Aug
'Fuji Blue'	PL03	24"	Blue	<input checked="" type="checkbox"/>	<input checked="" type="checkbox"/>	<input type="checkbox"/>	July-Aug
'Hakone White'	PL15	18-24"	Semi-dbl. white	<input checked="" type="checkbox"/>	<input checked="" type="checkbox"/>	<input type="checkbox"/>	July-Aug
'Sentimental Blue'	PL09	6-8"	Blue	<input checked="" type="checkbox"/>	<input checked="" type="checkbox"/>	<input type="checkbox"/>	July-Aug
<b><u>Podophyllum</u></b> May Apple							
peltatum	** PD01	15-18"	White	<input type="checkbox"/>	<input checked="" type="checkbox"/>	<input checked="" type="checkbox"/>	May
<b><u>Polemonium</u></b> Jacob's Ladder							
'Brise d'Anjou' PP9781	** PM05	15-20"	Blue	<input checked="" type="checkbox"/>	<input checked="" type="checkbox"/>	<input type="checkbox"/>	May-June
'Stairway to Heaven' PP15187	** PM08	12"	Blue	<input checked="" type="checkbox"/>	<input checked="" type="checkbox"/>	<input type="checkbox"/>	May-June
'Touch of Class' PP19768	** PM07	14"	Blue	<input checked="" type="checkbox"/>	<input checked="" type="checkbox"/>	<input type="checkbox"/>	May-June
<b><u>Polygonatum</u></b> Solomon's Seal							
commutatum	PY16	3 ft.	Cream	<input type="checkbox"/>	<input checked="" type="checkbox"/>	<input checked="" type="checkbox"/>	April
'Variegatum'	** PY17	2-3 ft.	Cream	<input type="checkbox"/>	<input checked="" type="checkbox"/>	<input checked="" type="checkbox"/>	April

Botanical Name / Common Name	Code	Height	Flower Color	Sun	Semi	Shade	Bloom Time or Foliage
<b><u>Pulmonaria</u></b> Lungwort							
'Blue Ensign'	PU06	12"	Blue	<input type="checkbox"/>	<input checked="" type="checkbox"/>	<input checked="" type="checkbox"/>	June-July
'Mrs. Moon'	PU04	8-10"	Pink fades blue	<input type="checkbox"/>	<input checked="" type="checkbox"/>	<input checked="" type="checkbox"/>	April-May
'Roy Davidson'	** PU10	12-18"	Pink to blues	<input type="checkbox"/>	<input checked="" type="checkbox"/>	<input checked="" type="checkbox"/>	April
'Sissinghurst White'	PU01	10-12"	White	<input type="checkbox"/>	<input checked="" type="checkbox"/>	<input checked="" type="checkbox"/>	April-May
<b><u>Pulsatilla</u></b> Pasque flower							
<i>vulgaris</i>							
<i>species</i>	PU25	8-12"	Purple	<input checked="" type="checkbox"/>	<input checked="" type="checkbox"/>	<input type="checkbox"/>	May
<b><u>Pycnanthemum</u></b> Mountain Mint							
<i>muticum</i>	PY25	2-3 ft.	White	<input checked="" type="checkbox"/>	<input checked="" type="checkbox"/>	<input type="checkbox"/>	July-Aug
<b><u>Rodgersia</u></b> Rodger's Flower							
<i>aesculifolia</i>	RD20	4 ft.	Cream	<input checked="" type="checkbox"/>	<input checked="" type="checkbox"/>	<input type="checkbox"/>	May-June
'Chocolate Wings' PPAF	** RD15	2-3 ft.	Pink	<input type="checkbox"/>	<input checked="" type="checkbox"/>	<input checked="" type="checkbox"/>	May-June
<b><u>Rosmarinus</u></b> Rosemary (ZONE 7)							
<i>officinalis</i>	** R600	2-3 ft.	Lilac	<input checked="" type="checkbox"/>	<input type="checkbox"/>	<input type="checkbox"/>	Sept
<b><u>Rudbeckia</u></b> Coneflower							
<i>fulgida</i> var. <i>fulgida</i>	RU27	24-30"	Golden orange	<input checked="" type="checkbox"/>	<input type="checkbox"/>	<input type="checkbox"/>	July-Sept
'Goldsturm'	RU03	24"	Golden yellow	<input checked="" type="checkbox"/>	<input type="checkbox"/>	<input type="checkbox"/>	Aug-Sept
'Herbstonne'	RU04	5-6 ft.	Yellow	<input checked="" type="checkbox"/>	<input type="checkbox"/>	<input type="checkbox"/>	July-Sept
'Indian Summer'	RU05	36-42"	Golden yellow	<input checked="" type="checkbox"/>	<input type="checkbox"/>	<input type="checkbox"/>	Aug-Sept
<i>laciniata</i>	RU37	5-7 ft.	Yellow	<input checked="" type="checkbox"/>	<input type="checkbox"/>	<input type="checkbox"/>	July-Sept
'Little Goldstar' PP22397	** RU35	24-30"	Golden yellow	<input checked="" type="checkbox"/>	<input type="checkbox"/>	<input type="checkbox"/>	July-Sept
<i>maxima</i>	RU06	6-7 ft.	Yellow	<input checked="" type="checkbox"/>	<input type="checkbox"/>	<input type="checkbox"/>	July-Aug
sub. 'Little Henry' PP23590	RU17	3-4 ft.	Yellow	<input checked="" type="checkbox"/>	<input checked="" type="checkbox"/>	<input type="checkbox"/>	Aug-Sept
<i>subtomentosa</i>	RU15	30-36"	Golden yellow	<input checked="" type="checkbox"/>	<input type="checkbox"/>	<input type="checkbox"/>	July-Sept
'Viette's Little Suzy' PP8867	RU10	16"	Golden yellow	<input checked="" type="checkbox"/>	<input type="checkbox"/>	<input type="checkbox"/>	July-Sept
<b><u>Sagina</u></b> Moss							
<i>subulata</i> 'Aurea' (golden)	** S007	1-2"	White	<input checked="" type="checkbox"/>	<input checked="" type="checkbox"/>	<input type="checkbox"/>	May-June
<i>subulata</i> (green)	** S006	1-2"	White	<input checked="" type="checkbox"/>	<input checked="" type="checkbox"/>	<input type="checkbox"/>	May-June
<b><u>Salvia</u></b> Meadow Sage							
'Blue Hill'	SA14	18-24"	Violet blue	<input checked="" type="checkbox"/>	<input type="checkbox"/>	<input type="checkbox"/>	June-Aug
'Caradona'	SA39	24-30"	Purple	<input checked="" type="checkbox"/>	<input type="checkbox"/>	<input type="checkbox"/>	June & Sept
'Eastfriesland'	SA17	15-18"	Violet	<input checked="" type="checkbox"/>	<input type="checkbox"/>	<input type="checkbox"/>	June-Aug
'Eveline' PP14905	SA42	24"	Soft pink	<input checked="" type="checkbox"/>	<input type="checkbox"/>	<input type="checkbox"/>	June & Sept
'Marcus' PP13322	SA46	12"	Dark purple/violet	<input checked="" type="checkbox"/>	<input type="checkbox"/>	<input type="checkbox"/>	June-Aug
'May Night'	SA16	16"	Violet blue	<input checked="" type="checkbox"/>	<input type="checkbox"/>	<input type="checkbox"/>	June-Aug
'New Dimension Blue'	SA50	10-18"	Blue violet	<input checked="" type="checkbox"/>	<input type="checkbox"/>	<input type="checkbox"/>	June-Aug

Botanical Name / Common Name	Code	Height	Flower Color	Sun	Semi	Shade	Bloom Time or Foliage
'Sensation Deep Rose' PP18230	SA40	16"	Deep pink	<input checked="" type="checkbox"/>	<input type="checkbox"/>	<input type="checkbox"/>	June-Aug
'Snow Hill'	SA20	18-20"	White	<input checked="" type="checkbox"/>	<input type="checkbox"/>	<input type="checkbox"/>	June-Sept
<b>Sanguinaria</b> Bloodroot							
<i>canadensis</i>	** SA30	8"	White	<input type="checkbox"/>	<input checked="" type="checkbox"/>	<input checked="" type="checkbox"/>	Mar-May
<b>Sanguisorba</b> American Burnet							
<i>officinalis</i> 'Pink Tanna'	SA65	3-4 ft.	Pink	<input checked="" type="checkbox"/>	<input checked="" type="checkbox"/>	<input type="checkbox"/>	Aug-Oct
<b>Santolina</b> Lavender Cotton							
<i>chamaecyparissus</i> (gray)	** S053	2 ft.	Yellow	<input checked="" type="checkbox"/>	<input type="checkbox"/>	<input type="checkbox"/>	July
<i>virens</i> (green)	** S073	2 ft.	Yellow	<input checked="" type="checkbox"/>	<input type="checkbox"/>	<input type="checkbox"/>	July
<b>Scabiosa</b> Pincushion Flower							
<i>caucasica</i>							
'Butterfly Blue'	SC02	20-24"	Lavender blue	<input checked="" type="checkbox"/>	<input type="checkbox"/>	<input type="checkbox"/>	June-frost
'Pink Mist' PP8957	SC04	12-18"	Pink	<input checked="" type="checkbox"/>	<input type="checkbox"/>	<input type="checkbox"/>	June-frost
<b>Sedum</b> Stonecrop							
Groundcover var.							
'Angelina'	** SE55	4-6"	None	<input checked="" type="checkbox"/>	<input type="checkbox"/>	<input type="checkbox"/>	Golden yellow foliage
'Blue Elf' PPAF	** SE80	3-6"	Dark pink	<input checked="" type="checkbox"/>	<input type="checkbox"/>	<input type="checkbox"/>	Aug-Oct
'Blue Spruce'	** SE77	4-6"	Yellow	<input checked="" type="checkbox"/>	<input checked="" type="checkbox"/>	<input type="checkbox"/>	Aug.-Sept.
'Coral Reef'	** SE47	3-4"	White/pale pink	<input checked="" type="checkbox"/>	<input type="checkbox"/>	<input type="checkbox"/>	July-Aug
'Dazzleberry' PP22457	SE54	6-8"	Raspberry	<input checked="" type="checkbox"/>	<input type="checkbox"/>	<input type="checkbox"/>	Aug-Sept
'Fulde Glut'	** SE06	3-4"	Red	<input checked="" type="checkbox"/>	<input type="checkbox"/>	<input type="checkbox"/>	June-Aug
<i>kamtchat. 'Variegatum'</i>	SE10	3-4"	Orange yellow	<input checked="" type="checkbox"/>	<input checked="" type="checkbox"/>	<input type="checkbox"/>	July
<i>kamtschaticum</i>	** SE44	6"	Yellow	<input checked="" type="checkbox"/>	<input type="checkbox"/>	<input type="checkbox"/>	June-July
'Lime Twister' PP26895	SE85	10"	Hot pink	<input checked="" type="checkbox"/>	<input type="checkbox"/>	<input type="checkbox"/>	Bright. green/cream varieg
'Red Carpet'	** SE45	4"	Red	<input checked="" type="checkbox"/>	<input type="checkbox"/>	<input type="checkbox"/>	Mahogany foliage
<i>sieboldii</i>	** SE27	6"	Deep pink	<input checked="" type="checkbox"/>	<input type="checkbox"/>	<input type="checkbox"/>	Gray green foliage
Upright var.							
'Autumn Joy'	SE14	24-36"	Pink, turns bronze	<input checked="" type="checkbox"/>	<input type="checkbox"/>	<input type="checkbox"/>	Aug-Sept
'Brilliant'	SE15	18"	Bright pink	<input checked="" type="checkbox"/>	<input type="checkbox"/>	<input type="checkbox"/>	Aug-Sept
'Carl'	SE23	18"	Bright pink	<input checked="" type="checkbox"/>	<input type="checkbox"/>	<input type="checkbox"/>	Aug-Sept
'Cherry Truffle' PP24602	SE75	16-18"	Pink	<input checked="" type="checkbox"/>	<input type="checkbox"/>	<input type="checkbox"/>	Dark purple
'Matrona'	SE17	26-36"	Pink	<input checked="" type="checkbox"/>	<input type="checkbox"/>	<input type="checkbox"/>	Aug-Sept
'Neon'	SE19	15-18"	Bright pink	<input checked="" type="checkbox"/>	<input type="checkbox"/>	<input type="checkbox"/>	Aug-Oct
'Night Embers' PPAF	SE25	24-30"	Mauve Pink	<input checked="" type="checkbox"/>	<input checked="" type="checkbox"/>	<input type="checkbox"/>	Sept-Oct
'Vera Jamison'	SE21	9-12"	Bright rose	<input checked="" type="checkbox"/>	<input type="checkbox"/>	<input type="checkbox"/>	August
'Xenox' PP16888	SE68	20-24"	Rose	<input checked="" type="checkbox"/>	<input type="checkbox"/>	<input type="checkbox"/>	Aug-Sept
<b>Sempervivum</b> Hens & Chicks							

Botanical Name / Common Name	Code	Height	Flower Color	Sun	Semi	Shade	Bloom Time or Foliage
'Black'	** SE49	4-6"	White	<input checked="" type="checkbox"/>	<input type="checkbox"/>	<input type="checkbox"/>	Purple tipped leaves
'Cobweb'	** SE32	3"	Pale pink	<input checked="" type="checkbox"/>	<input type="checkbox"/>	<input type="checkbox"/>	Green foliage-webs
'Green Wheel'	** SE50	4-6"	Green	<input checked="" type="checkbox"/>	<input type="checkbox"/>	<input type="checkbox"/>	Green fleshy leaves
'Red Rubin'	** SE52	4-6"	Burgundy/green ctr	<input checked="" type="checkbox"/>	<input type="checkbox"/>	<input type="checkbox"/>	Large burgundy-red petals
<b>Sidalcea</b> Prairie Mallow							
'Candy Girl'	SD10	20-24"	Dark rose	<input checked="" type="checkbox"/>	<input type="checkbox"/>	<input type="checkbox"/>	June-Aug
<b>Silene</b> Campion							
'Rollie's Favorite' PP17392	SL40	8-12"	Rose pink	<input checked="" type="checkbox"/>	<input type="checkbox"/>	<input type="checkbox"/>	May-July
<b>Sisyrinchium</b> Blue-eyed Grass							
'Lucerne'	SY10	10-12"	Violet blue	<input checked="" type="checkbox"/>	<input checked="" type="checkbox"/>	<input type="checkbox"/>	May-June
<b>Solidago</b> Goldenrod							
'Fireworks'	SL01	24-28"	Yellow	<input checked="" type="checkbox"/>	<input checked="" type="checkbox"/>	<input type="checkbox"/>	Aug-Sept
'Little Lemon' PP17297	SL06	8-10"	Lemon yellow	<input checked="" type="checkbox"/>	<input type="checkbox"/>	<input type="checkbox"/>	June-July
sempervirens (Seaside)	SL15	3-7 ft.	Yellow	<input checked="" type="checkbox"/>	<input type="checkbox"/>	<input type="checkbox"/>	Sept-Oct
<b>Spigelia</b> Indian Pink							
marilandica	** SP15	24"	Red	<input type="checkbox"/>	<input checked="" type="checkbox"/>	<input type="checkbox"/>	June
<b>Stachys</b> Lambs Ear							
byzantina							
'Helene Von Stein'	ST01	18"	Lavender	<input checked="" type="checkbox"/>	<input type="checkbox"/>	<input type="checkbox"/>	Silvery gray
'Silver Carpet'	ST02	6-10"	No bloom	<input checked="" type="checkbox"/>	<input checked="" type="checkbox"/>	<input type="checkbox"/>	Silvery gray
officinalis							
'Hummelo'	ST04	18-24"	Violet-pink	<input checked="" type="checkbox"/>	<input type="checkbox"/>	<input type="checkbox"/>	July
<b>Stokesia</b> Stokes' Aster							
'Divinity' PPAF	ST19	12-14"	White	<input checked="" type="checkbox"/>	<input type="checkbox"/>	<input type="checkbox"/>	July-frost
'Peachie's Pick'	ST15	18"	Blue-purple	<input checked="" type="checkbox"/>	<input type="checkbox"/>	<input type="checkbox"/>	July-Aug
<b>Teucrium</b> Germander							
chamaedrys	** TE01	12-15"	Purple rose	<input checked="" type="checkbox"/>	<input checked="" type="checkbox"/>	<input type="checkbox"/>	July-Aug
<b>Thalictrum</b> Meadow Rue							
flavum	TH15	40"	Yellow	<input checked="" type="checkbox"/>	<input checked="" type="checkbox"/>	<input type="checkbox"/>	July
roche. 'Lavender Mist'	TH05	6-8 ft.	Lavender	<input checked="" type="checkbox"/>	<input checked="" type="checkbox"/>	<input type="checkbox"/>	July-Aug
rochebrunianum	TH30	5-6 ft.	White-pink	<input checked="" type="checkbox"/>	<input checked="" type="checkbox"/>	<input type="checkbox"/>	July-Aug
<b>Thermopsis</b> False Lupine							
caroliniana	TH10	5 ft.	Yellow	<input checked="" type="checkbox"/>	<input type="checkbox"/>	<input type="checkbox"/>	June-July
<b>Thymus</b> Thyme							
'Albus' (White)	** T232	1-2"	White	<input checked="" type="checkbox"/>	<input type="checkbox"/>	<input type="checkbox"/>	June
'Citriodorus' (Lemon)	** T233	3-6"	Lavender	<input checked="" type="checkbox"/>	<input type="checkbox"/>	<input type="checkbox"/>	June

Botanical Name / Common Name	Code	Height	Flower Color	Sun	Semi	Shade	Bloom Time or Foliage
'Coccineus' (Red)	** T236	1-2"	Crimson	<input checked="" type="checkbox"/>	<input type="checkbox"/>	<input type="checkbox"/>	June
'Doone Valley'	** T217	1-2"	Golden var.	<input checked="" type="checkbox"/>	<input type="checkbox"/>	<input type="checkbox"/>	June
'Elfin'	** T246	1-2"	Dark pink	<input checked="" type="checkbox"/>	<input type="checkbox"/>	<input type="checkbox"/>	June-July
'Pink Chintz'	** T248	4-6"	Pink	<input checked="" type="checkbox"/>	<input type="checkbox"/>	<input type="checkbox"/>	June
pseudolanuginosus (Wooly)	** T234	1-2"	Lavender	<input checked="" type="checkbox"/>	<input type="checkbox"/>	<input type="checkbox"/>	June
<b>Tiareella</b> Foamflower							
'Brandywine'	TL04	10-12"	White	<input type="checkbox"/>	<input checked="" type="checkbox"/>	<input checked="" type="checkbox"/>	May-June
cordifolia	TL03	12-18"	White	<input type="checkbox"/>	<input checked="" type="checkbox"/>	<input checked="" type="checkbox"/>	May-June
'Running Tapestry'	TL02	4-12"	White	<input type="checkbox"/>	<input checked="" type="checkbox"/>	<input checked="" type="checkbox"/>	July-Aug
'Sugar and Spice' PP16738	** TL27	6-12"	Pink	<input type="checkbox"/>	<input checked="" type="checkbox"/>	<input checked="" type="checkbox"/>	Green, deeply cut, dark blotch
wherryi	TL05	12"	White	<input type="checkbox"/>	<input checked="" type="checkbox"/>	<input checked="" type="checkbox"/>	June
<b>Tricyrtis</b> Toad Lily							
'Gilt Edge'	TR15	15"	Dark rose	<input type="checkbox"/>	<input checked="" type="checkbox"/>	<input checked="" type="checkbox"/>	Aug-Sept
'Miyazaki'	TR40	18-24"	Purple blotched	<input type="checkbox"/>	<input checked="" type="checkbox"/>	<input checked="" type="checkbox"/>	Aug-Sept
'Tojen'	TR13	24"	Lilac pink	<input type="checkbox"/>	<input checked="" type="checkbox"/>	<input checked="" type="checkbox"/>	Aug-Sept
<b>Verbascum</b> Mullein							
'Southern Charm'	VE05	24-30"	Ylw, lav, peach mix	<input checked="" type="checkbox"/>	<input checked="" type="checkbox"/>	<input type="checkbox"/>	July-Sept
<b>Verbena</b> (annual)							
'Homestead'	VE12	8-18"	Purple	<input checked="" type="checkbox"/>	<input checked="" type="checkbox"/>	<input type="checkbox"/>	June-Oct
<b>Vernonia</b> Ironweed							
'Iron Butterfly'	VE14	3 ft.	Purple	<input checked="" type="checkbox"/>	<input checked="" type="checkbox"/>	<input type="checkbox"/>	Aug-Sept
noveboracensis	VE13	4-5 ft.	Purple	<input checked="" type="checkbox"/>	<input checked="" type="checkbox"/>	<input type="checkbox"/>	Aug-Sept
<b>Veronica</b> Speedwell							
'Georgia Blue'	VE16	12"	Blue	<input checked="" type="checkbox"/>	<input checked="" type="checkbox"/>	<input type="checkbox"/>	July-Aug
'Red Fox'	VE20	12-18"	Red	<input checked="" type="checkbox"/>	<input checked="" type="checkbox"/>	<input type="checkbox"/>	July-Aug
'Royal Candles' PP18932	VE21	15-18"	Dark blue	<input checked="" type="checkbox"/>	<input checked="" type="checkbox"/>	<input type="checkbox"/>	July-Sept
'Sunny Border Blue'	VE23	18-20"	Royal blue	<input checked="" type="checkbox"/>	<input checked="" type="checkbox"/>	<input type="checkbox"/>	June-frost
'Tidal Pool' PP23341	VE67	2-3"	Cobalt blue	<input checked="" type="checkbox"/>	<input type="checkbox"/>	<input type="checkbox"/>	April-June
'Venice Blue' PP27555	<span style="border: 1px solid black; border-radius: 50%; padding: 2px;">New</span> VE70	10-12"	Blue	<input checked="" type="checkbox"/>	<input checked="" type="checkbox"/>	<input type="checkbox"/>	May-June
<b>Veronicastrum</b> Culver's Root							
virginicum							
'Lavender Towers'	VE59	4-5 ft.	Lavender	<input checked="" type="checkbox"/>	<input checked="" type="checkbox"/>	<input type="checkbox"/>	July-Aug
species	VE25	4-7 ft.	White	<input checked="" type="checkbox"/>	<input checked="" type="checkbox"/>	<input type="checkbox"/>	May-Aug
<b>Viola</b> Violet							
labradorica	** VL04	4-12"	Blue, purple fol.	<input type="checkbox"/>	<input checked="" type="checkbox"/>	<input checked="" type="checkbox"/>	June-Sept
'Silver Gem'	** VL10	3-5"	Violet-blue	<input type="checkbox"/>	<input checked="" type="checkbox"/>	<input checked="" type="checkbox"/>	May-June
<b>Waldsteinia</b> Barren Strawberry							

Botanical Name / Common Name	Code	Height	Flower Color	Sun Semi Shade	Bloom Time or Foliage
ternata	** W001	4"	Yellow	<input checked="" type="checkbox"/> <input checked="" type="checkbox"/> <input type="checkbox"/>	May-June

# Pine

SKU	Botanical Name	Common Name	Size	Notes
P320	<i>banksiana</i> 'Uncle Fogy'	Uncle Fogy Jack	15' x 2'	Prostrate form, slow growing
P330	<i>cembra</i>	Swiss Stone	40' x 20'	Slow growing narrow pyramid in youth, open and flat
P323	<i>contorta</i> 'Taylor's Sunburst'	Taylor's Sunburst Lodgepole	15' x 10'	Upright, irregular habit with buttery yellow new growth
P332	<i>densiflora</i> 'Oculus draconis'	Dragon's Eye	30'	Variegated needle; with age flattened, spreading top
P352	<i>densiflora</i> 'Umbraculifera Compacta'	Compact Tanyosho	12' x 18'	Dense flat topped umbrella shaped crown, reddish bark
P345	<i>flexilis</i> 'Domingo'	Domingo Limber	25' x 15'	Broadly pyramidal
P356	<i>flexilis</i> 'Vandewolf's Pyramid'	Vanderwolf's Pyramid Limber	25' x 15'	Twisted silvery blue needles with a distinctive pyramid habit
P358	<i>heldreichii</i>	Bosnian	40' x 20'	Dark glossy needles; dense and compact, a strong conical
P357	<i>heldreichii</i> 'Emerald Arrow'	Emerald Arrow Bosnian	35' x 15'	Upright narrow form, silvery branches w/ dark needles
P375	<i>heldreichii</i> 'Irish Bell'	Irish Bell Leucodermis	8' x 4'	Tight dwarf habit, salt tolerant
P342	<i>heldreichii</i> 'Schmidtii'	Schmidtii Bosnian Pine	3' x 3'	Miniature, bun-shaped cultivar with thick, dark-green
P600	<i>monticola</i> 'Pendula'	Weeping Western White Pine	10' if staked	Better adapted to dry, sandy soil than <i>P. strobus</i>
P359	<i>mugo</i> 'Mops'	Mops Mugho Pine-dwarf	3' x 4'	Dwarf, bun-shaped cultivar grows 2-4" per year
P360	<i>mugo</i> 'Mughus'	Mugho	8' x 16'	Low growing mounding form; variable sizes as seed grown
P370	<i>mugo</i> 'Pumilio'	Dwarf Mugho	5' x 10'	Dwarf with dense branches, prostrate form uniformly round
P371	<i>mugo</i> 'Slowmound''	Tru-dwarf® Mugo	3' x 3'	Dwarf even growth and mounding habit, buds showy
P368	<i>mugo</i> 'Valley Cushion'	Valley Cushion Spreading Mugo	3' x 3'	Slow grower
P372	<i>mugo</i> 'White Bud'	White Bud Mugo-dwarf	4' x 4'	Waxy white buds for a frosted look; compact grafted form
P380	<i>nigra</i>	Austrian	60' x 30'	Broad, flat topped with age
P382	<i>nigra</i> 'Arnold's Sentinel	Arnold's Sentinel Austrian	25' x 7'	Handsome narrow columnar form
P393	<i>parviflora</i> 'Fukuzumi'	Fukuzumi Japanese White	8' x 12'	Wide, low, irregular habit, with multiple leaders



<b>P386</b>	<b>parviflora 'Gimborn's Pyramid'</b>	Gimborn's Pyramid Jap. White	20' x 20'	Open irregular branching
<b>P384</b>	<b>parviflora 'Glauca'</b>	Japanese White Pine	25' x 20'	Bluish-green needles, picturesque form and large pine
<b>P390</b>	<b>parviflora 'Goldilocks'</b>	Goldilocks Dwarf White	4' x 3'	Twisted needles, new growth yellow, then silver-green
<b>P388</b>	<b>parviflora 'Kinpo'</b>	Kinpo Japanese White Pine	3' x 4'	Dwarf shrub with irregular, picturesque form. Bluish 1"
<b>P400</b>	<b>resinosa</b>	Red	50' x 80'	Mature bark becomes orange-red
<b>P405</b>	<b>rigida</b>	Pitch	40' x 50'	Irregular form with age; suffers in extreme wind, salt
<b>P410</b>	<b>strobis</b>	Eastern White	80' x 50'	Needles have a bluish cast, fast grower
<b>P413</b>	<b>strobis 'Blue Shag'</b>	Blue Shag Eastern White	4' x 4'	Dwarf, dense globose form with soft blue-green needles
<b>P415</b>	<b>strobis 'Fastigiata'</b>	Columnar Eastern White	40' x 10'	Narrow columnar form, upright branching
<b>P439</b>	<b>strobis 'Mini Twists'</b>	Mini Twists White -dwarf	3' x 4'	Globe habit, blue-green needles
<b>P420</b>	<b>strobis 'Nana'</b>	Dwarf Eastern White	20' x 20'	Mounded habit, catch all name
<b>P430</b>	<b>strobis 'Pendula'</b>	Weeping Eastern White	15' x 20'	Weeping branches; form varies with pruning/training
<b>P435</b>	<b>strobis 'Soft Touch'</b>	Soft Touch White Pine	3' x 5'	Soft blue needles have a slight twist
<b>P437</b>	<b>strobis 'Stowe Pillar'</b>	Stowe Pillar Columnar White	15' x 4'	Narrow pyramidal, more compact than 'Fastigiata'
<b>P455</b>	<b>sylvestris</b>	Scots	45' x 35'	Open, picturesque (distorted) with age
<b>P457</b>	<b>sylvestris 'Glauca Nana'</b>	Dwarf Blue Scotch	8' x 8'	More pollution tolerant than white pine
<b>P463</b>	<b>sylvestris 'Hillside Creeper'</b>	Hillside Creeper Scotch	2' x 8'	Vigorous grower, an undulating medium green carpet
<b>P456</b>	<b>sylvestris 'Nana'</b>	Dwarf Scotch Pine	6' x 6'	Globose-mound shaped shrub with 1" twisted needles
<b>P480</b>	<b>thunbergii</b>	Japanese Black	50'	Spreading, irregular habit, drought/salt tolerant
<b>P485</b>	<b>thunbergii 'Thunderhead'</b>	Thunderhead Japanese Black-dwarf	10' x 15'	Compact, irregular habit, silvery candles

# Potentilla

SKU	Variety	Flower Color	Size	Flower Size	Notes
P516	Abbotswood	Pure White	3x3'	Large	Dark blue green foliage, spreading habit
P511	Fargo (Dakota Sunspot)	Gold	3x4'	1"	Compact mound, bright green foliage
P512	Gold Drop	Deep yellow	2x3'	3/4-1"	Dwarf and bushy
P527	Gold Star	Golden yellow	2x3'	1 1/2 - 2"	Mildew resistant
P525	Goldfinger	Bright yellow	3x4'	1 1/4"	Dark green foliage
P531	Happy Face Pink Paradise	Pink	2-3'	3/4"	Semi-double flowers, mounding habit
P535	Happy Face White Lady	White	2-3'	3/4"	Dark green foliage, mounding habit
P517	Happy Face Yellow	Yellow	2-3'	3/4"	Dark green foliage, mounding habit
P510	Jackmanii	Bright yellow	3x4'	1 1/4-1/2"	Dark green foliage, upright habit
P518	Mango Tango	Orangey Red, Yellow	2'	2"	Bright green foliage, tidy compact habit
P519	McKay's White	Creamy white	3x3'	1"	Sport of Katherine Dykes, soft green foliage
P529	Orangeade	Orange	2.5x3'	1"	Grayish green, fern-like foliage
P544	Pink Beauty	Clear Pink	2-3'	3/4"	Bright green foliage
P575	Primrose Beauty	Pale Yellow	3x4'	1 3/8"	Grayish green foliage spreading habit

# Prunus

## Deciduous Shrub

SKU	Variety	Description
P670	Prunus maritima Beach Plum	Round dense suckering shrub with single white flowers followed by dull purple fruits which are edible. Salt tolerant, suited to sandy soils. 6'+ Zone3
P640	Prunus x cistina Purple Leaf Sand Cherry	Upright rounded habit with reddish purple foliage that retains its color. Fragrant single white, tinged pink flowers in spring. 8'X10' Zone 2

## Evergreen Shrub

SKU	Variety	Description
P661	Prunus laurocerasus 'Otto Luyken' Otto Luyken Cherry Laurel	A compact form with shiny green leaves and white blooms, very free flowering. Tolerates heavy shade. 4'x8' Zone 6
P667	Prunus laurocerasus 'Schipkaensis' Schipka Cherry Laurel	Vase shaped form with glossy green foliage more refined than the species. Fragrant white flowers in spring. 6'x8' Zone 5

## Ornamental Tree

SKU	Variety	Description
P901	Prunus 'Accolade' Accolade Flowering Cherry	Semi-double, fragrant pink flowers on a .wide-mounding plant. Brick-red fall foliage color. 20' x 25'
P623	Prunus cerasifera 'Mt.Saint Helen' Mt. St. Helen Plum	Upright spreading habit with a sturdy trunk and rich purple foliage that holds its color well. Adorned with light pink flowers in spring. 20'x20' Zone 4
P630	Prunus cerasifera 'Thundercloud' Thundercloud Plum	Upright round form, dense dark purple foliage holds its color well. Single, light pink fragrant flowers. 20'x20' Zone 5
P626	Prunus cersifera 'Crimson Pointe' Crimson Pointe Plum	Dark maroon foliage on a narrowly columnar tree. White flowers in spring. 25' x 6'. Hardy to Zone 4

<b>P610</b>	Prunus incisa 'Little Twist'® Little Twist Flowering Cherry	A dwarf cherry with zig-zagging stems to 6' x 6'. Maroon foliage in fall. Zone 5
<b>P680</b>	Prunus sargentii Sargent Cherry	Broad rounded crown, dark green foliage with good fall color offset by shiny mahogany bark. A profusion of single pink flowers in spring. 30'x30' Zone 4
<b>P679</b>	Prunus sargentii 'Columnaris' Columnar Sargent Cherry	Upright, narrow vase-shaped form adorned with a profusion of single pink flowers in spring. Colorful fall foliage. Shiny mahogany bark. 30'x20' Zone 4
<b>P683</b>	Prunus sargentii 'Pink Flair' Pink Flair Cherry	Blooms about 2 weeks after the species with soft pink flowers. Vase-shaped 25' x 15'. Orange-red fall color. Zone 3b
<b>P677</b>	Prunus sargentii 'Rancho' Rancho Columnar Cherry	A vase-shaped tree with coppery-brown bark and pink flowers. Reddish-bronze foliage in fall. 30' x 12'. Zone 4
<b>P685</b>	Prunus serotina Black Cherry	Oval form with shiny dark green leaves that are aromatic (cherry-like) when crushed; good fall colors of bronzy reds. Small white flowers hang in clusters late spring followed by dark purple black drupes. Native 60' Zone 3
<b>P700</b>	Prunus serrulata 'Kwanzan' Kwanzan Flowering Cherry	A stiff wide vase shape, bronzy green spring foliage with good reddish-bronze fall colors offset by mahogany bark. Abundant clusters of double deep pink flowers in early spring. 25'x20' Zone 5
<b>P710</b>	Prunus serrulata 'Shirotae' Mt. Fuji Flowering Cherry	Spreading habit with dark green foliage and yellow fall color. Pink buds open to showy fragrant semi-double white flowers in spring. 15'x20' Zone 5
<b>P741</b>	Prunus subhirtella 'Pendula' Weeping Cherry	Showy light pink flowers cover weeping branches before the glossy green foliage emerges turning bright yellow in fall. 25'x20' Zone
<b>P745</b>	Prunus x 'Pisnshzam' (Pink Snow Showers) Pink Snow Showers Weeping Cherry	Lush green cascading foliage turns a deep gold in fall. Covered with masses of showy double pink flowers in spring. 25'x20' Zone 4
<b>P742</b>	Prunus x 'Snofozam' (Snow Fountains) Snow Fountains Weeping Cherry	Graceful weeping habit with dark green foliage that turns orange and gold in fall. Showy white flowers in early spring before leaves emerge. 15'x8' Zone 5
<b>P625</b>	Prunus x blireiana Blireiana Plum	A wide vase shape with red-purple spring foliage fades to bronzy green to reddish bronze in fall. Double bright pink fragrant flowers in early spring. 20'x20' Zone 5
<b>P673</b>	Prunus x incame 'Okame' Okame Cherry	Upright oval form, dark green foliage with good fall colors. Bark is a smooth bronzy mahogany that shines in winter. Delicate single pink blooms in spring. 20'x20' Zone 6

---

<b>P730</b>	Prunus x yedoensis Yoshino Cherry	A graceful rounded open crown with a profusion of showy fragrant white flowers, sometimes tinged pink, early spring. Good yellow and bronze fall foliage. 30'x30' Zone 5
<b>P621</b>	Prunus x yedoensis 'Akebono' Akebono Cherry	Round vase shaped crown with glossy green leaves turning clear bright yellow in fall. Masses of double white to soft pink flowers in spring. 25'x35' Zone 5.

---

# Rhododendron

## Compact

SKU	Variety	Flower Color & Description	Notes/Average Ht.	Zone	Flowering Time
R281	Aglo	Pink ■ Bright pink, rusty throat	Dense, medium leaf, 3'	4	Mid May
R106	Amy Cotta	Purple ■ Lavender purple	Slow, 3'	4	Mid-late April
R111	Baden Baden	Red ■ Scarlet	Dwarf, medium leaf, 2'	6	May-early June
R114	Bessie Howells	Red ■ Burgundy red	Compact, 3'	5	Mid May
R110	Boule De Neige	White ■ Pink buds open white	Compact, 5'	5	Mid May
R120	Carolinianum	Pink ■ Light pink	Upright, medium leaf, 4'	5	Early-mid May
R160	Chinoides	White ■ White with yellow eye	Wide spreading, 4'	6	Late May
R374	Christmas Cheer	Pink ■ Pale pink	Dense mounding, 4'	6	Early May
R170	Cunningham (Cunningham's White)	White ■ White with yellow blotch	Compact, 4'	6	Early May
R171	Cunningham's Blush	Pink ■ Pink blush hue	Compact spreading, 4'	6	Early May
R180	Dora Amateis	White ■ White, small	Low spreading, medium leaf, 3'	6	Mid May
R198	Holden	Red ■ Rose red	Compact, 4'	6	Mid May
R172	Lemon Dream	Yellow ■ Pale yellow	Spreading, 3'	6	Mid May
R228	Mary Fleming	Yellow ■ Yellow & salmon	Low spreading, 3'	5	Late April-May
R232	Minnatonka	Purple ■ Bluish purple	Compact, 4'	5	Mid May
R233	Molly Fordham	White ■ White with slight pink	Wide compact, medium leaf, 4'	5	Early May
R255	Olga Mezitt	Pink ■ Clear pink	Dense, medium leaf, 3'	4	Mid May
R280	PJM	Purple ■ Lavender purple	Dense, 4'	4	Mid-late April
R282	PJM Compacta	Purple ■ Lavender purple	Dense, medium, medium leaf, 3'	4	Mid-late April
R283	PJM Elite	Pink ■ Pink lavender, deeper than PJM	Wide upright, late, 4'	4	Late April-May
R284	PJM Regal	Purple ■ Purple/pink	Medium leaf, 4-6'	5	Mid-late April
R275	Pohjola's Daughter	Violet ■ Pale violet to white	Wide, 3'	5	Mid May
R290	Purple Gem	Purple ■ Purple	Compact, low, small leaf, 2'	5	Early-mid May
R305	Ramapo	Purple ■ Blue-purple	Low mound, small leaf, 2'	5	Early May
R360	Wilsoni (laetevirens)	Pink ■ Light pink	Compact spreading, narrow leaf, 3'	6	Late May-June

## Large

SKU	Variety	Flower Color & Description	Notes/Average Ht.	Zone	Flowering Time
R118	Album Elegans	White ■ Pink buds open white	Upright, 6'	5	Late May
R112	America	Red ■ Red hint of purple	Open habit, 5'	5	Late May
R107	Anah Kruschke	Purple ■ Reddish purple	Wide upright, 6'	6	Mid-late May
R121	Capistrano	Yellow ■ Yellow	Dense mounding, 5'	5	Mid May
R130	Catawbiense Album	White ■ Pure white	Wide upright, 6'	5	Mid May
R140	Catawbiense Boursault	Purple ■ Dark rose lilac	Wide upright, 6'	5	Late May
R150	Catawbiense Grandiflora	Purple ■ Rose lilac	Upright, 6'	5	Late May
R155	Cheer	Pink ■ Shell pink with darker pink	Medium, 5'	5	Early May
R190	English Roseum	Pink ■ Pink lilac	Wide upright, 6'	5	Late May
R204	Henrietta Sargent	Pink ■ Dark pink	Compact, 5'	4	Early May
R202	Henry's Red	Red ■ Deep red	Wide upright, 5'	4	Mid May
R350	Landmark	Pink ■ Dark Pink flowers	wide and upright to 10'	5	Mid May
R225	Lee's Dark Purple	Purple ■ Dark purple	Wide upright, 6'	5	May-early June
R226	Lord Roberts	Red ■ Red with black blotch	Wide upright, 5'	6	Mid May
R230	Maximum	White ■ White to slight pink	Tall upright, 15'	4	June
R240	Maximum Roseum	Pink ■ Light pink	Wide upright, 15'	5	June
R250	Nova Zembla	Red ■ Popular red	Wide upright, 5'	5	Mid May
R295	Purple Passion	Purple ■ Deep purple	Vase shaped, 5'	5	Mid-late May
R320	Roseum Elegans	Pink ■ Pink lilac	Wide upright, 6'	5	Late May
R321	Roseum Pink	Pink ■ Pink lilac	Wide upright, 6', similar to English	5	Late May
R330	Scintillation	Pink ■ Pastel pink with bronze flair	Wide upright, 5'	5	Mid-late May

## Yakusimanum & Indumented Hybrids

SKU	Variety	Flower Color & Description	Notes/Average Ht.	Zone	Flowering Time
R103	Anna H Hall	White ■ Pink buds open white	Semi-dwarf, 3'	5	Late May
R173	Crete	Purple ■ Blue-purple	Compact, 4'	5	Mid May
R224	Ken Janek	Pink ■ Pink with dark edge	Low compact, 3'	6	Mid May
R227	Mist Maiden	Pink ■ Light pink	Compact, 3'	4	Mid May
R262	Percy Wiseman	Pink ■ Peach pink	Compact, 3'	6	Mid May
R369	Yaku Prince	Pink ■ Pink	Compact, 3'	6	Mid May
R370	Yaku Princess	Pink ■ Pink white	Compact, 3'	6	Mid May

# Roses

## Cape Cod Ramblers

SKU	Variety	Flower Color	Growth Habit & Highlights	Ht.	Repeat Blooms	Fragrance	Flower Type
R390	Dorothy Perkins	Pink	Old fashioned, small flowers	6'+	No	No	Double
R400	Excelsa	Red	Old fashioned, small flowers	6'+	No	No	Double
R420	Lena	White	Old fashioned, small flowers	6'+	No	No	Double

## Climbers

SKU	Variety	Flower Color	Growth Habit & Highlights	Ht.	Repeat Blooms	Fragrance	Flower Type
R388	America	Coral-salmon	Vigorous, disease resistant	6'+	Yes	Light	Double
R401	American Pillar	Pale pink with white center	Old fashioned climber	20x12'	No	No	Single
R404	Don Juan	Deep red	Disease resistant, large flowers	8-10'	Yes	Strong	Double
R685	Eden Climber	Pink	Dark pink centers fading to pale pink	12'	Yes	Strong	Double
R393	Fourth Of July	Red & white stripe	Vigorous, showy clusters	6'+	Yes	Light	Double
R540	Golden Showers	Clear yellow	Almost thornless	6'+	Continuous	Light	Double
R521	James Galaway	Pale pink-pink	David Austin, near disease free	8'	Yes	Light	Double
R411	Joseph's Coat	Orange to red	Flowers in clusters, mid-season	6'+	Yes	Light	Double
R744	Lady of Shalott	Orange	David Austin, also a shrub	8'	Yes	Light	Double
R541	New Blaze	Pure red	Vigorous, disease resistant	6'+	Continuous	Light	Double
R569	New Dawn	Cameo pink	Vigorous, popular, Dr. Van Fleet sport	6'+	Continuous	Light	Double
R570	White Dawn	White	Vigorous, Dr. Van Fleet blood	6'+	Continuous	Light	Double
R587	White Eden	White	White flowers with tinges of pink	12'	Yes	Light	Double
R535	William Baffin	Fuchsia pink	Either climber or shrub rose	8'-10'	Yes	Light	Double
R590	Zephirine Drouhin	Deep rose pink	Nearly thornless, long flowering period	6'+	Yes	Light	Semi-double

## David Austin Roses

SKU	Variety	Flower Color	Growth Habit & Highlights	Ht.	Repeat Blooms	Fragrance	Flower Type
R394	A Shropshire Lad	Pale pink	Also climber, delicate aroma	5x4'	Yes	Strong	Double



<b>R431</b>	<b>Abraham Darby</b>	Apricot yellow	Profuse bloomer	5x7'	Yes	Light	Double
<b>R396</b>	<b>Benjamin Britten</b>	Dk pink-salmon pink	Upright, bushy habit	4x3'	Yes	Strong	Double
<b>R485</b>	<b>Bishop's Castle</b>	Pink	Bushy habit	3.5x2.5'	Yes	Strong	Double
<b>R514</b>	<b>Boscobel</b>	Pink-salmon	Upright habit	3.5x3'	Yes	Light	Double
<b>R487</b>	<b>Carding Mill</b>	Apricot	Friiled petals	4x3.5'	Yes	Strong	Double
<b>R693</b>	<b>Charlotte</b>	Yellow	Deep yellow to pale yellow	4x3'	Yes	Strong	Double
<b>R674</b>	<b>Crocus Rose</b>	Apricot	Apricot to pale cream-sicle	4x3'	Yes	Light	Double
<b>R700</b>	<b>Darcey Bussell</b>	Dark pink	Upright habit	3x2'	Yes	Light	Double
<b>R398</b>	<b>Eglantyne</b>	Pale pink	Rounded habit	4.5x3'	Yes	Light	Double
<b>R517</b>	<b>Fighting Temeraire</b>	Apricot	Ruffled petals	5x4'	Yes	Strong	Semi-double
<b>R417</b>	<b>Gertrude Jekyll</b>	Pink	Vigorous	4x4'	Yes	Strong	Double
<b>R687</b>	<b>Golden Celebration</b>	Yellow	Also climber, buttercup yellow	4.5x4'	Yes	Strong	Double
<b>R526</b>	<b>Grace</b>	Apricot	Disease resistant foliage	4x4'	Yes	Light	Double
<b>R418</b>	<b>Graham Thomas</b>	Yellow	Also climber, strong yellow	4x3'	Yes	Strong	Double
<b>R419</b>	<b>Heritage</b>	Shell pink	Also climber, few thorns	5x4'	Yes	Strong	Double
<b>R639</b>	<b>Jubilee Celebration</b>	Pink	Dark salmon pink	4x4'	Yes	Strong	Double
<b>R744</b>	<b>Lady of Shalott</b>	Orange	Also a climber	4x3.5'	Yes	Light	Double
<b>R696</b>	<b>Lichfield Angel</b>	White	White to pale apricot	4x3'	Yes	Light	Double
<b>R621</b>	<b>Molineux</b>	Yellow	Some disease resistance	3x2'	Yes	Strong	Double
<b>R699</b>	<b>Munstead Wood</b>	Maroon	Deep, velvety, ruffled petals	3x2.5'	Yes	Strong	Double
<b>R422</b>	<b>Olivia-Rose Austin</b>	Soft Pink	Compact shrubby habit , dark green leaves	4' x 4'	Yes	Light	Double
<b>R710</b>	<b>Pat Austin</b>	Orange	Copper-yellow blooms	5x3.5'	Yes	Strong	Double
<b>R717</b>	<b>Queen of Sweden</b>	Pink	Soft pink, few thorns	4x2.5'	Yes	Light	Double
<b>R518</b>	<b>Scepter'd Isle</b>	Dark-pale pink	Cupped flower	4x3'	Continuous	Strong	Double
<b>R643</b>	<b>Sophy's Rose</b>	Deep pink-red	Bushy habit	3x2.5'	Yes	Light	Double
<b>R722</b>	<b>St Swithun</b>	Pink	Also climber, candy pink	4x3'	Yes	Strong	Double
<b>R720</b>	<b>Strawberry Hill</b>	Pink	Dusty rose flowers	4x4'	Yes	Strong	Double
<b>R579</b>	<b>Susan Williams-Ellis</b>	White	Disease resistant	4x3'	Yes	Strong	Double
<b>R580</b>	<b>Tamora</b>	Apricot	Bushy habit	3x3'	Continuous	Strong	Double
<b>R727</b>	<b>Tea Clipper</b>	Apricot	Also climber, quartered rosettes	5x3'	Yes	Strong	Double
<b>R745</b>	<b>Teasing Georgia</b>	Yellow	Also a climber, hints of orange	4x3.5'	Yes	Strong	Double

R387	Tess of the D'ubervilles	Red	also a climber	4x3.5'	Yes	Light	Double
R678	The Alnwick Rose	Pink	Cupped flower	4x2.5'	Yes	Strong	Double
R258	The Lady Gardener	Apricot	Upright habit	3.5x2.5'	Continuous	Strong	Semi-double
R694	The Lark Ascending	Apricot	Cupped flower	5x3'	Yes	Light	Semi-double
R435	the Poet's Wife	Yellow	Upright, compact shrubs with heavy blooms	4' x 4'	Yes	Strong	Double
R479	Tranquility	White	Few thorns	4x3'	Yes	Light	Double
R742	Wildeva	Pink	Soft pink flowers	3.5x3.5'	Yes	Light	Double
R695	William Shakespeare 2000	Crimson-purple	Neat upright habit	4x3'	Yes	Strong	Double
R725	Winchester Cathedral	White	Occasional hint of pink	4x4'	Yes	Strong	Double

## Grandifloras

SKU	Variety	Flower Color	Growth Habit & Highlights	Ht.	Repeat Blooms	Fragrance	Flower Type
R835	Sunshine Daydream	Butter Yellow	Medium-tall, bushy, rounded shrub	6' x 4'	Continuous	Light	Double
R830	Twilight Zone	Velvet Purple	Medium-tall, slightly spreading shrubs	4-6'	Yes	Strong	Double

## Hybrid Tea

SKU	Variety	Flower Color	Growth Habit & Highlights	Ht.	Repeat Blooms	Fragrance	Flower Type
R733	Electron	Bright pink	Upright shrub with very large flowers	5' x 5'	Continuous	Strong	Double
R800	Firefighter	Red	Medium-tall, bushy shrub, few thorns	5-6'	Yes	Strong	Double
R805	Grande Dame	Rose-pink	Medium-tall, upright plant with large flowers	6' x 4'	Yes	Strong	Double
R731	Opening Night	Red	Upright spreading shrub	4-5'	Yes	No	Double
R729	Perfect Moment	Yellow & red	Bushy habit with long stems	4-6'	Yes	No	Double
R820	Sunset Celebration	Apricot-peach	Bushy plants with deep green foliage	3-4'	No	Light	Double

## Rugosas & Rugosa Hybrids

SKU	Variety	Flower Color	Growth Habit & Highlights	Ht.	Repeat Blooms	Fragrance	Flower Type
R432	Alba	White	Very hardy, hips	6x6'	Yes	Light	Single
R450	Belle Poitevine	Soft pink	Dense growing hedge	5x5'	Yes	Light	Semi-double
R452	Blanc Double de Coubert	White	Excellent hedge or shrub, hips	5x4'	Yes	Strong	Double
R453	Frau Dagmar Hastrup	Clear pale pink	Compact habit, Danish rose, hips	4x4'	Continuous	Strong	Single
R460	Grootendoorst Pink	Bright pink	Tight clusters of small flowers, no hips	5x4'	Yes	No	Double

R470	Hansa	Purple-crimson	Large flowers, red hips, vigorous	7x7'	Yes	Strong	Double
R475	Henry Hudson-Explorer	White	Pink buds, Snow Dwf seedling, no hips	2x5'	Continuous	Light	Semi-double
R477	Jens Munk-Explorer	Bright pink	Vigorous well rounded growth, few hips	5x5'	Continuous	Light	Semi-double
R425	mixed	Pink white mix	Very hardy, hips, 90% pink	6x6'	Yes	Light	Single
R522	Snow Pavement	White, tinge of pink	Disease resistant dark green foliage	3x4'+	No	Light	Double
R455	Theresa Bugnet	Deep pink	Very hardy, nearly thornless	5x4'	Yes	Light	Double
R458	Topaz Jewel	Yellow, orange stamens	No hips	5x7'	Yes	Strong	Double

## Shrub Types

SKU	Variety	Flower Color	Growth Habit & Highlights	Ht.	Repeat Blooms	Fragrance	Flower Type
R559	Bonica	Pink	Upright growing, hips persist	4x5'	Continuous	Light	Double
R565	Carefree Beauty	Coral pink	Spreading, disease resistant, hips	4x3'	Yes	Light	Semi-double
R563	Carefree Spirit	Red, with white center	Great disease resistance, mounding habit	5x5'	Yes	No	Single
R562	Carefree Wonder	Hot pink	Rounded form, disease resistant, hips	2.5x3'	Continuous	Light	Semi-double
R596	Cinco de Mayo	Pink-brown	Smokey red , akin to Hot Cocoa	3x3'	Yes	Light	Double
R712	Crown Princess Margareta	Orange	David Austin, also climber, orange-apricot	5x5'	Yes	Strong	Double
R750	Drift Apricot	Pale apricot	Ground cover	2x3'	Continuous	No	Double
R423	Drift Coral	Coral-orange	Compact spreading habit	2x3'	Continuous	No	Semi-double
R427	Drift Peach	Peach	Mounding ground cover	1.5x2.5'	Yes	No	Semi-double
R428	Drift Pink	Hot pink	Mounding ground cover	1.5x3'	Yes	No	Single
R519	Drift Popcorn	Yellow	Disease resistant ground cover	1x2'	Continuous	No	Semi-double
R652	Drift Red	Red	Compact ground cover rose	1.5x2.5'	Yes	No	Semi-double
R657	Drift Sweet	Pale pink	Ground cover	1.5x3'	Continuous	No	Double
R735	Easy Elegance Calypso	Apricot blend	Disease resistant, not grafted	2x2'	Yes	Light	Double
R740	Easy Elegance Champagne	White with apricot	Upright habit, disease resistant, own roots	4x3'	Yes	Light	Double
R765	Easy Elegance Coral Cove	Pink-Peach	Compact, dwarf habit	2' x 3'	Continuous	No	Double
R845	Easy Elegance Music Box	Yellow turning pink	Shrubby form with disease resistant foliage	3' x 3'	Yes	Light	Double
R532	Europeana	Dark red	Good cut flower, floribunda type	2-3'	Yes	Light	Double
R561	Fairy (The)	Light pink	Rounded form, very hardy	2x4'	Continuous	Light	Double
R536	Flower Carpet	Bright pink	Ground cover, disease resistant	2x3'	Continuous	No	Semi-double
R546	Flower Carpet Amber	Pale orange, pink to amber	Compact spreader	2.5x2.5'	Continuous	Light	Semi-double

<b>R542</b>	<b>Flower Carpet Apple Blossom</b>	Pale pink	Self cleaning, dark green foliage	2x3'	Yes	No	Semi-double
<b>R572</b>	<b>Flower Carpet Coral</b>	Coral-pink	Ground cover	2x3'	Yes	No	Single
<b>R489</b>	<b>Flower Carpet Pink Splash</b>	Pink	Flowers light pink with darker pink striations	2.5x3'	Continuous	No	Semi-double
<b>R592</b>	<b>Flower Carpet Pink Supreme</b>	Hot pink	Low mounding	3x3'	Yes	No	Semi-double
<b>R543</b>	<b>Flower Carpet Red</b>	Bright red	Vigorous, strongly spreading	2x3'	Yes	Light	Single
<b>R592</b>	<b>Flower Carpet Scarlet</b>	Red with yellow center	Low mounding habit	2.5x3'	Yes	No	Single
<b>R539</b>	<b>Flower Carpet White</b>	Creamy white	Sprawling habit	2x3'	Yes	Light	Semi-double
<b>R573</b>	<b>Flower Carpet Yellow</b>	Yellow	Lemon yellow on upright plant	2x3'	Yes	No	Double
<b>R789</b>	<b>Gourmet Popcorn</b>	White with yellow center	Miniture with good disease resistance	2x1.5'	Yes	Light	Semi-double
<b>R650</b>	<b>Hot Cocoa</b>	Orange-brown	Smokey color, similar to Cinco de Mayo	4x4'	Yes	Light	Double
<b>R568</b>	<b>Iceberg</b>	White	Bushy, disease resistant, floribunda	4x6'	Continuous	Light	Double
<b>R810</b>	<b>In the Mood</b>	Red	Medium-height, upright, bushy shrub	4' x 3'	Yes	Light	Double
<b>R605</b>	<b>Intrigue</b>	Maroon	Dark maroon floribunda style blossoms	3x3'	No	Strong	Double
<b>R672</b>	<b>John F Kennedy</b>	White	Hybrid tea	4x4'	No	Strong	Double
<b>R785</b>	<b>Julia Child</b>	Yellow	Buttery yellow floribunda	3x3'	Yes	Light	Double
<b>R442</b>	<b>Knockout</b>	Cherry red	Outstanding performer	3x3'	Continuous	Light	Semi-double
<b>R558</b>	<b>Knockout Blushing</b>	Pink	Easy care performer	3x3'	Continuous	Light	Single
<b>R459</b>	<b>Knockout Double</b>	Hot pink	Trouble free performer	3.5x3.5'	Yes	No	Double
<b>R445</b>	<b>Knockout Pink</b>	Pink	Trouble free performer	3.5x3.5'	Yes	Light	Semi-double
<b>R446</b>	<b>Knockout Pink Double</b>	Medium pink	Easy care performer	4x3'	Continuous	No	Double
<b>R444</b>	<b>Knockout Rainbow</b>	Pink w/yellow center	Trouble free performer	3.5x3.5'	Yes	No	Single
<b>R430</b>	<b>Knockout Sunny</b>	Yellow	Varying shades of yellow	4x3'	Continuous	Light	Semi-double
<b>R448</b>	<b>Lady Else May</b>	Coral-pink	Benefits from deadheading	2x3'	Yes	Light	Semi-double
<b>R795</b>	<b>Lemoncello</b>	Yellow-pale yellow	Mounding habit, AKA Lemon Thrive!	4x4'	Yes	No	Semi-double
<b>R660</b>	<b>Marmalade Skies</b>	Orange	Floribunda type	3x3'	Continuous	Light	Double
<b>R749</b>	<b>Meidiland Ice</b>	White	Arching canes, Meidiland	3x6'	Continuous	No	Double
<b>R589</b>	<b>Meidiland Lavender</b>	Lavender-pink	Shrubby	3-4'	Yes	Light	Single
<b>R552</b>	<b>Meidiland White</b>	White	Low spreading ground cover	1x5'	Continuous	No	Double
<b>R528</b>	<b>Milwaukee's Calatrava</b>	White	Opens white, fades to blush	4x4'	Continuous	Strong	Double
<b>R352</b>	<b>Morden Blush</b>	Pale pink	Compact habit, orange fruit in fall	3x3'	Yes	Light	Double
<b>R553</b>	<b>Mr. Lincoln</b>	Rich red	Vigorous, upright, tea	5x5'	Continuous	Strong	Double

R773	Oregold	Yellow	Disease resistant, hybrid tea	6x4'	Yes	Light	Double
R780	Oso Easy Cherry Pie	Red	Mounded habit, red with yellow center	4x4'	Yes	No	Single
R769	Oso Easy Mango Salsa	Coral blend	Good disease resistance, rosette blooms	2-3'	Continuous	No	Double
R755	Oso Easy Paprika	Orange	Dark orange with pale orange center	2x3'	Yes	No	Single
R531	Peace	Yellow with pink edge	Bushy habit, tea	5x5'	Continuous	Light	Double
R689	Peachy Keen	Shell pink	Uniform rounded habit, disease resistant	3'	Yes	No	Single
R564	Queen Elizabeth	Pink	Few thorns, disease resistant, tea	5x5'	Continuous	Light	Double
R566	Sea Foam	Creamy white	Broad, low growing, floribunda	3x4'	Continuous	Light	Double
R457	Tiffany	Pink with pale gold edge	Upright growing, classic form, tea	4x4'	Continuous	Strong	Double
R456	Tropicana	Coral-orange	Fruity fragrance, glossy foliage, tea	4x4'	Continuous	Strong	Double
R599	White Out	White with yellow anthers	From the creator of Knockout	3x3'	Continuous	No	Single

## Species

SKU	Variety	Flower Color	Growth Habit & Highlights	Ht.	Repeat Blooms	Fragrance	Flower Type
R500	carolina	Pink	Native, suckering shrub, ornamental hips	1-3x4'	No	Strong	Single
R403	glauca (rubrifolia)	Clear pink	Few thorns, upright, silvery-purple leaf	6x6'	No	No	Single
R443	palustris	Soft pink	Native, swamp rose	8x8'	No	Strong	Single
R525	virginiana	Pale pink	Native, profuse hips, red stems	4x4'+	No	Light	Single
R530	wichuriana- Memorial Rose	White	Ground cover or supported climber	1x10'	No	Light	Single

# Rubus

## Blackberry

	Botanical Name	Common Name	Notes
R630	ursinus Darrow	Darrow Blackberry	

## Raspberry

	Botanical Name	Common Name	Notes
R609	idaeus Fall Gold	Yellow Raspberry	Early and late, everbearing.
R615	idaeus Heritage	Heritage Red Raspberry	Everbearing, thornless.
R617	idaeus Indian Summer	Indian Summer Red Raspberry	Everbearing
R620	idaeus Latham	Latham Red Raspberry	Late spring bearing, thornless.
R625	idaeus Newburgh	Newburgh Red Raspberry	Spring
R626	idaeus September	September Red Raspberry	Early and late.
R633	occidentalis 'Jewel'	Jewel Black Raspberry	Fruit changes from red to black
R627	occidentalis Bristol	Bristol Black Raspberry	Mid season, large fruit.
R628	occidentalis Cumberland	Cumberland Black Raspberry	Most common.

## Raspberry- flowering

	Botanical Name	Common Name	Notes
R629	Rubus odoratus	Flowering Raspberry	Not grown for its fruit, no thorns

# Seashore Plants

SKU (Plant Codes) are provided when possible to assist in ordering

SKU	Botanical Name	Common Name
-----	----------------	-------------

## Seashore Conditions - Exposure Belt I

A375	<i>Ammophila breviligulata</i>	American Beachgrass
P063	<i>Artemisia stelleriana</i>	Beach Wormwood
P063	<i>Solidago sempervirens</i>	Seaside Goldenrod

Note: Few woody plants are capable of surviving in this area

## Coastal Plain Area - Exposure Belt II

### Tree

A370	<i>Amelanchier canadensis</i>	Shadblow or Serviceberry
C252	<i>Celtis occidentalis</i>	Hackberry
C825	<i>Crataegus crusgalli</i>	Cockspur Hawthorn
C860	<i>Crataegus phaenopyrum cordata</i>	Washington Hawthorn
	<i>Gleditsia triocanthos inermis</i>	Thornless Honeylocust
J640	<i>Juniperus virginiana</i>	Eastern Red Cedar
U013	<i>Ulmus parvifolia</i>	Chinese Elm

### Shrubs

A495	<i>Aronia arbutifolia brilliantissima</i>	Red Chokeberry
A496	<i>Aronia melanocarpa</i>	Black Chokeberry
B005	<i>Baccharis halimifolia</i>	Groundsel Bush
C480	<i>Clethra alnifolia paniculata</i>	Summersweet
C495	<i>Comptonia peregrina</i>	Sweet Fern
	<i>Cotoneaster</i>	Cotoneaster
	<i>Hydrangea</i>	Hydrangea
H200	<i>Hypericum hidcote</i>	St. Johnswort
	<i>Ilex glabra</i>	Inkberry Holly
	<i>Ilex verticillata</i>	Winterberry Holly
	<i>Juniperus chinensis</i>	Spreading & Upright
J450	<i>Juniperus conferta</i>	Blue Shore Juniper
	<i>Juniperus horizontalis</i>	Creeping & Spreading
M270	<i>Myrica pensylvanica</i>	Bayberry
P670	<i>Prunus maritima</i>	Beach Plum
R425	<i>Rosa rugosa</i>	Beach Rose
	<i>Rosa rugosa hybrids</i>	Beach Rose cultivars
R530	<i>Rosa wichuriana</i>	Memorial Rose
S020	<i>Salix discolor</i>	Pussy Willow
	<i>Salix species</i>	Willows

SKU	Botanical Name	Common Name
-----	----------------	-------------

S052	<i>Sambucus canadensis</i>	American Elderberry
T010	<i>Tamarix ramosissima</i>	Tamarix
V005	<i>Vaccinium angustifolium</i>	Lowbush Blueberry
V010	<i>Vaccinium corymbosum</i>	Highbush Blueberry
V120	<i>Viburnum dentatum</i>	Arrowwood
V205	<i>Viburnum prunifolium</i>	Black Haw
V240	<i>Viburnum trilobum</i>	American Cranberry
	<i>Yucca filamentosa</i>	Yucca

### Grasses

F050	<i>Festuca ovina glauca</i>	Blue Fescue
L056	<i>Leymus arenarius glaucus</i>	Blue Lyme Grass

### Ground Covers & Perennials

P063	<i>Artemisia species</i>	
	<i>Euonymus fortunei</i>	Wintercreeper
	<i>Hedera helix</i>	Ivy
H043	<i>Hemerocallis</i>	Daylily
P063	<i>Hibiscus moscheutos</i>	Marsh Mallow
	<i>Lavandula</i>	Lavender
	<i>Santolina hybrids</i>	Santolina
V082	<i>Vaccinium macrocarpon</i>	Cranberry

## Coastal Bay & Protected Areas - Exposure Belt II

### Trees

A040	<i>Abies concolor</i>	White Fir
A200	<i>Acer rubrum</i>	Swamp Maple
	<i>Aesculus</i>	Horsechestnut
	<i>Caragana</i>	Siberian Peashrub
C180	<i>Cedrus atlantica glauca</i>	Blue Atlas Cedar
C865	<i>Cryptomeria japonica</i>	Japanese Cedar
	<i>Fagus</i>	Beech
	<i>Fraxinus</i>	White or Green Ash
I310	<i>Ilex opaca</i>	American Holly
	<i>Malus</i>	Flowering Crabapples

SKU	Botanical Name	Common Name
	<i>Morus</i>	Mulberry
N800	<i>Nyssa sylvatica</i>	Black Gum or Tupelo
P100	<i>Picea abies</i>	Norway Spruce
P405	<i>Pinus rigida</i>	Pitch Pine
P455	<i>Pinus sylvestris</i>	Scotch Pine
P480	<i>Pinus thunbergii</i>	Japanese Black Pine
P685	<i>Prunus serotina</i>	Choke or Wild Cherry
	<i>Pyrus</i>	Flowering & Fruiting Pear
Q040	<i>Quercus alba</i>	White Oak
<b>Shrubs</b>		
	<i>Cytisus</i>	Scotch Broom
K005	<i>Kalmia angustifolia</i>	Sheep Laurel
	<i>Rosa</i>	Rose hybrids
	<i>Rosa rugosa</i>	Beach Rose & Hybrids
R525	<i>Rosa virginiana</i>	
	<i>Spiraea</i>	Spirea Hybrids
	<i>Taxus</i>	Yews
	<i>Thuja</i>	Arborvitae
	<i>Viburnum</i>	Viburnums
	<i>Weigelia</i>	Weigelia
<b>Grasses</b>		
C430	<i>Chasmanthium latifolia</i>	Northern Sea Oats
H041	<i>Helictotrichon sempervirens</i>	Blue Oat - Avena Grass
	<i>Miscanthus sinensis</i>	Maiden Grasses
	<i>Panicum virgatum</i>	Switch Grass
	<i>Pennisetum alopecuroides</i>	Fountain Grass
S005	<i>Saccharum 'Ravennae'</i>	Ravenna Grass
<b>Ground Covers</b>		
A460	<i>Arctostaphylos uva ursi</i>	Bearberry
	<i>Calluna vulgaris</i>	Heather
	<i>Cotoneaster</i>	Cotoneaster
	<i>Erica</i>	Heath
	<i>Juniperus conferta</i>	Shore Juniper
	<i>Juniperus horizontalis</i>	Low Juniper, Bar Harbor
	<i>Liriope</i>	Liriope
P010	<i>Pachysandra terminalis</i>	Japanese Spurge
P035	<i>Parthenocissus quinquefolia</i>	Virginia Creeper
V260	<i>Vinca minor</i>	Myrtle or Periwinkle

SKU	Botanical Name	Common Name
<b>Perennials</b>		
P063	<i>Achillea</i>	Yarrow
P063	<i>Armeria maritima</i>	Sea Pink
P063	<i>Asclepias tuberosa</i>	Butterfly Weed
P063	<i>Astilbe</i>	False Spirea
P063	<i>Baptisia australis</i>	False Indigo
P063	<i>Cimicifuga</i>	Bugbane
P063	<i>Eryngium</i>	Sea Holly
H043	<i>Hemerocallis</i>	Daylily
	<i>Hosta</i>	Plantain Lily
P063	<i>Nepeta</i>	Cat Mint
P063	<i>Nipponanthemum nipponicum</i>	Montauk Daisy
O095	<i>Osmunda regalis</i>	Royal Fern
P063	<i>Physostegia</i>	False Dragon's Head
P063	<i>Salvia</i>	Meadow Sage
P063	<i>Sedum</i>	Stonecrop
P063	<i>Stachys</i>	Lambs Ear



# Shade tolerant plants

## Ground cover

SKU	Botanical Name	Common Name	Size	Notes
C509	<i>Cornus canadensis</i>	Bunchberry	4"	Scarlet fruit in fall, native, full shade
E250	<i>Euonymis fortunei Coloratus</i>	Purple Leaf Wintercreeper	2"	Evergreen, maroon winter foliage, full shade
G010	<i>Gaultheria procumbens</i>	Wintergreen Checkerberry	4"	Evergreen, attractive scarlet berry, full shade
L105	<i>Liriope muscari</i>	Big Blue Lily Turf-green Mounded	6"	Evergreen, grass-like foliage, full shade
M240	<i>Microbiota decussata</i>	Siberian Cypress	12x6'	Evergreen, bronze winter color, full shade
P010	<i>Pachysandra terminalis</i>	Japanese Spurge	8"	Evergreen, small white flowers in April, full shade
V005	<i>Vaccinium angustifolium</i>	Lowbush Blueberry	6"	Burgundy fall color, native, part shade
V260	<i>Vinca minor</i>	Myrtle Common Periwinkle	3"	Evergreen, lovely blue or white flower, full shade

## Shrub

SKU	Botanical Name	Common Name	Size	Notes
A241	<i>Aesculus parviflora</i>	Bottlebrush Buckeye	12x15'	Large white panicles in June, full shade
A554	<i>Aucuba japonica</i>	Gold Dust Spotted Aucuba-zone 6b	6'	Evergreen, zone 7, full shade
	Azalea	Azalea	6"-10'	Evergreen, see Azalea info sheet, part shade
	Buxus	Boxwood	2-15'	Evergreen, see info sheet, part shade
C120	<i>Calycanthus floridus</i>	Sweetshrub	9x12'	Fragrant flowers, full shade
C254	<i>Cephalotaxus harringtonia</i>	Spreading Japanese Plum Yew	4x30'	Evergreen, deer resistant, full shade
C480	<i>Clethra alnifolia</i>	Summersweet	8x10'	Fragrant white flowers in August, full shade
C600	<i>Cornus sericea</i>	Red Twig Dogwood	10x10'	Tolerates wet conditions, full shade
C638	<i>Corylopsis spicata</i>	Spike Winterhazel	6x6'	Small yellow flowers in early spring, part shade
	Daphne	Daphne	1-6'	fragrant flowers, part shade
F425	<i>Fothergilla gardenii</i>	Witch Alder	3-10'	Orange fall foliage, part shade
	Hamamelis	Witchhazel	10-30'	Late fall or late winter bloomer, full shade
H180	<i>Hydrangea quercifolia</i>	Oakleaf Hydrangea	5x7'	Showy white flowers in July, full shade
I401	<i>Itea virginica</i>	Henry's Garnet	4'	White flowers, tolerates wet, full shade

<b>K010</b>	<b>Kalmia latifolia</b>	Mountain Laurel	4-15'	Evergreen, May flowers, full shade
<b>L040</b>	<b>Leucothoe axillaris</b>	Coast Leucothoe	4x6'	Evergreen, white flowers, full shade
<b>L088</b>	<b>Lindera benzoin</b>	Spice Bush	10x10'	Brilliant yellow fall foliage, full shade
<b>M050</b>	<b>Mahonia aquifolium</b>	Oregon Grape Holly	3-6'	Evergreen, purple fruits, full shade
<b>N010</b>	<b>Nandina domestica</b>	Heavenly Bamboo	7'	Ornamental red berries in the fall, full shade
	<b>Pieris</b>	Andromeda	5-12'	Evergreen, white spring flowers, part shade
<b>P667</b>	<b>Prunus laurocerasis Schipkaensis</b>	Cherry Laurel	5'+	Evergreen, salt tolerant, full shade
<b>P661</b>	<b>Prunus laurocerasus Otto Luyken</b>	Otto Luyken Cherry Laurel	4x8'	Evergreen, zone 6, full shade
	<b>Rhododendron</b>	Large Leaf Rhododendron	2-20'	Evergreen, see info sheet, part-full shade
<b>S080</b>	<b>Sarcococca hookeriana</b>	Sweet Box	4'	Evergreen, full shade
<b>S130</b>	<b>Skimmia japonica</b>	Skimmia	3-4'	Evergreen, full shade
	<b>Taxus</b>	Yew	3-20'	Evergreen, see info sheet, part shade
<b>V010</b>	<b>Vaccinium corymbosum</b>	Highbush Blueberry	7x7'	Will tolerate wet feet, edible berry, full shade

## Tree

<b>SKU</b>	<b>Botanical Name</b>	<b>Common Name</b>	<b>Size</b>	<b>Notes</b>
<b>A370</b>	<b>Amelanchier canadensis</b>	Shadblow Juneberry	25x20'	White April flowers, native, part shade
<b>C270</b>	<b>Cercis canadensis</b>	Redbud Judas Tree	25x30'	Small pink April flowers, native, part shade
<b>C508</b>	<b>Cornus alternifolia</b>	Pagoda Dogwood	25x20'	Horizontal effect, native, part shade
<b>C510</b>	<b>Cornus florida</b>	White Flowering Dogwood	25x25'	Handsome April bracts, light shade
<b>C580</b>	<b>Cornus kousa</b>	Chinese Dogwood	25x25'	Creamy white flowers, part shade
<b>F011</b>	<b>Fagus sylvatica</b>	European Beech	60X45'	Excellent specimen tree, part shade
<b>F440</b>	<b>Franklinia alatamaha</b>	Franklin Tree	20'	White July flowers, native, part shade, finicky
<b>M040</b>	<b>Magnolia virginiana Glauca</b>	Sweet Bay Magnolia	20x20'	Tolerates wet, native, full shade
<b>N800</b>	<b>Nyssa sylvatica</b>	Tupelo Sour Gum	50x30'	Beautiful fall foliage, native, part shade
<b>O200</b>	<b>Oxydendrum arboreum</b>	Sourwood	30x20'	Late summer flowers, native, part shade
<b>S258</b>	<b>Stewartia pseudocamellia</b>	Stewartia	25'	Late June flowers, exfoliating bark, part shade
<b>T230</b>	<b>Thuja plicata</b>	Giant Arborvitae	60x20'	Evergreen, part shade

## Vines

SKU	Botanical Name	Common Name	Size	Notes
A266	<i>Akebia quinata</i>	Fiveleaf Akebia	40'	Fast growing, full shade
H040	<i>Hedera helix</i> Baltica	Baltic Ivy	50'	Evergreen, salt tolerant, full shade
H127	<i>Hydrangea anomala</i> petiolaris	Climbing Hydrangea	60'	Dirr's favorite vine, white flowers, full shade
	<i>Parthenocissus</i>	Virginia Ivy/ Boston Creeper	50'	Tolerant of adverse conditions (salt), full shade

# Spiraea

SKU	Variety	Flower Color & Time	Notes
S220	Spiraea jap. 'Galen' <b>DOUBLE PLAY ARTIST</b>	Vivid Pink L Spring-Summer	3'x3' spring foliage purple-red
S206	Spiraea japonica 'Alpina'	Faded Pink Early Summer	12"x1'-3 spreading, dwarf
S240	Spiraea japonica 'Bullata'	Deep Pink Mid Summer	20"x18" dwarf, crinkled foliage
S249	Spiraea japonica 'Flaming Mound'	Pink L Spring-Mid Summer	3'x4' gold foliage, good fall colors
S197	Spiraea japonica 'Goldmound'	Pink L Spring-Mid Summer	3-4' golden foliage, fall colors too
S204	Spiraea japonica 'Lemon Princess'	Pink May-July	2'x2-3' dense mound, yellow foliage inconsistent fall foliage
S200	Spiraea japonica 'Little Princess'	Deep Pink L Spring-Mid Summer	2'x3' upright form, good fall color
S201	Spiraea japonica 'Magic Carpet'	Deep Pink Summer	18"x24" golden foliage, russet fall
S207	Spiraea japonica 'Mini Gold'	Pink Summer	15"x24" golden yellow foliage
S202	Spiraea japonica 'Neon Flash'	Bright Red L Spring-Fall	3'x3' burgundy fall color, tidy habit
S210	Spiraea japonica 'Shirobana'	Bright pink, white, rose Summer	5'x4' upright habit, yellow fall color
S222	Spiraea japonica 'Yan' <b>DOUBLE PLAY GOLD</b>	Clear Pink L Spring-Mid Summer	2'x3' golden foliage
S225	Spiraea japonica Golden Elf TM	Pink May-July	6-9"x1-2' dwarf spreading mound
S213	Spiraea latifolia (syn S alba)	White Early-Mid Summer	2-5' Native, gold-yellow fall color
S230	Spiraea nipponica 'Snowmound'	White L Spring	4'x4' graceful arching stems
S237	Spiraea thunbergii 'Ogon'	White Spring	4'x4' golden foliage, orange fall
S235	Spiraea tomentosa	Pink/Rosy Purple MidSummer on	3'+ Native, suckering habit
S252	Spiraea x vanhouttei 'Renaissance'	Pure White Spring	5'x6' ascending branches
S180	Spiraea x bumalda 'Anthony Waterer'	Rose pink L Spring-Mid Summer	3'x4' reddish foliage spring & fall
S195	Spiraea x bumulda 'Goldflame'	Rose Pink L Spring-Mid Summer	3-4' seasonal colorful foliage
S250	Spiraea x vanhouttei	White Spring	8'x10' arching, vase shape
S175	Spiraea x vanhouttei 'Levgold' <b>FIREGOLD</b>	White Spring	5'x6' brilliant lemon-lime foliage

# Viburnum

## Flat Top - Fertile

SKU	Botanical Name	Common Name	Size	Flowers	Fruit	Notes
V115	cassinoides	Witherod Viburnum	6'x6'	Creamy white, fragrant	Green to pink to black,	Native dense round form, tolerates wet
V120	dentatum	Arrowwood Viburnum	10'x10'	Creamy white, late spring	Blue black drupe	Native suckering habit, drought tolerant
V194	dentatum 'Autumn Jazz'	Autumn Jazz® Arrowwood Viburnum	10'x12'	Creamy white	Blue black drupes	Great fall colors - orange, yellow and
V125	dentatum 'Blue Muffin'	Blue Muffin™ Arrowwood Viburnum	5'x4'	White	Blue, pea sized	Compact form with attractive autumnal
V129	dentatum 'Chicago Luster'	Chicago Lustre™ Arrowwood Viburnum	12'x10'	Same as species	Same as species	Glossy foliage, heat and drought tolerant
V131	dilatatum 'Erie'	Erie Linden Viburnum	7'x10'	White	Coral red, persists into	Good fall color
V135	lantana 'Mohican'	Mohican Wayfaringtree Viburnum	8' x 10'	Non-fragrant, creamy white	orange ripening to black	Compact, dense, rounded form
V140	lentago	Nannyberry Viburnum	16'x12'	Creamy white	Pink turning bluish-black	Native suckering habit, variable fall color
V147	nudum 'Winterthur'	Winterthur Smooth Witherod Viburnum	8'x8'	Showy white, fragrant	Green to pink to blue	Compact form, striking fall foliage of
V205	prunifolium	Blackhaw Viburnum	15'x12'	Creamy white	Rose turning blue-black	Native moist sites but quite adaptable
V215	sargentii 'Onondaga'	Onondaga Sargent Viburnum	6'x6'	Maroon bud opens creamy	Red sparse	Good dark maroon fall color
V220	setigerum	Tea Viburnum	12'x8'	White, not significant	Bright red, in abundance	Purplish fall colors
V230	sieboldii	Siebold Viburnum	20'x15'	Creamy white, scented	Pink to scarlet then black,	Good flower, fruit and foliage
V239	trilobum 'Alfredo'	Alfredo American Cranberrybush	5'x6'	Creamy white, sparse	Scarlet	Compact form with excellent red fall color
V087	x 'Alleghany'	Alleghany Hybrid Viburnum	10'x10'	Large clusters, creamy yellow	Bright red ripen glossy	Semi-evergreen, leathery .
V185	x pragense	Prague Viburnum	10'x12'	White, slight fragrance	Red to glossy black,	Oval-rounded, evergreen

## Lace Cap Types - Fertile & Sterile

SKU	Botanical Name	Common Name	Size	Flowers	Fruit	Notes
V200	plicatum t. 'Mariesii'	Mariesi Double File Viburnum	12'x15'	White	Bright red	Distinct horizontal branching
V203	plicatum t. 'Popcorn'	Popcorn Double File Viburnum	8'x7'	White	None	Compact form, adaptable; brilliant fall
V201	plicatum t. 'Shasta'	Shasta Double File Viburnum	6'x12'	Large white	Bright red ripening black	Horizontal branching
V195	plicatum t. 'Watenabi'	Summer Snowflake Viburnum	6'x6'	Showy white	Bright red	Compact form with red-purple fall foliage

V190	plicatum tomentosum	Doublefile Viburnum	10'x12'	Pure white	Bright red ripens black	Burgundy-red-purple fall foliage
V242	tri. 'Bailey Compact'	Bailey Compact Cranberrybush	6'x6'	White	Bright red	Compact dwarf, showy dark burgundy fall
V240	trilobum	American Cranberrybush Viburnum	12'x12'	White	Showy bright red, persist	Native maple like leaves, showy fall foliage
V243	trilobum 'Wentworth'	Wentworth Cranberrybush	10'x10'	White	Large, bright red	New foliage tinted red then wine red in fall

## Semi-Snowball Types

SKU	Botanical Name	Common Name	Size	Flowers	Fruit	Notes
V100	carlesii	Koreanspice Viburnum	5'x6'	Pink bud to white bloom,	Not significant	Some fall color in a sunny spot
V110	carlesii 'Compactum'	Compact Koreanspice Viburnum	4'x4'	Pink buds open white, fragrant	Not significant	Good dwarf form with dark green foliage
V152	dilatatum 'Cardinal Candy'	Cardinal Candy™ Linden Viburnum	4' x 5'	Small, fragrant, white flowers	showy red drupes	Hardest of dilatatum, down to -25°F
V088	x bodnantense 'Dawn'	Dawn Viburnum	10'x6'	Rosy pink, fragrant	Red drupes ripen black	Upright, narrow habit, good fall color
V090	x burkwoodii	Burkwood Viburnum	10'x8'	Pink buds open white, fragrant	Red ripen black	Upright spreading habit, straggly
V285	x burkwoodii 'Conoy'	Conoy Burkwood Viburnum-white	5' x 8'	Fragrant, creamy-white	red drupes maturing to	Compact, spreading habit
V145	x burkwoodii 'Mohawk'	Mohawk Burkwood Viburnum	7'x7'	Bud dark red, flower white	Not significant	Fragrant, compact habit.
V132	x juddii	Judd Viburnum	7'x8'	White, fragrant	Not significant	Denser and more floriferous than carlesii

## Snowball Type

SKU	Botanical Name	Common Name	Size	Flowers	Fruit	Notes
V180	opulus 'Roseum'	Snowball Viburnum	12'x14'	Showy white fade to pale rose	None	Orange red fall foliage
V204	plicatum t. 'Newzam'	Newport™ Doublefile Viburnum	4'x4'	Creamy white	None	Compact form with burgundy fall color

# Wetland Plants

SKU	Botanical Name	Common Name	SKU	Botanical Name	Common Name
C140	<i>Caltha palustris</i>	Marsh Marigold	S167	<i>Spartina patens</i>	Salt Hay Grass
C163	<i>Carex crinita</i>	Fringed Sedge	S289	<i>Symplocarpus foetidus</i>	Skunk Cabbage
C166	<i>Carex lupulina</i>	Hop Sedge	T380	<i>Typha latifolia</i>	Broad Leaved Cattail
C186	<i>Carex stricta</i>	Tussock Sedge			
C189	<i>Carex vulpinoidea</i>	Fox Sedge			
EU06	<i>Eupatorium maculatum</i>	Joe Pye Weed			
EU07	<i>Eupatorium perfoliatum</i>	Boneset			
IR44	<i>Iris versicolor</i>	Blue Flag			
J005	<i>Juncus effusus</i>	Soft Rush			
L041	<i>Leersia oryzoides</i>	Rice Cutgrass			
LB01	<i>Lobelia cardinalis</i>	Cardinal Flower			
N719	<i>Nymphaea tuberosa</i>	White Water Lily			
P067	<i>Peltandra virginica</i>	Arrow Arum			
P501	<i>Pontederia cordata</i>	Pickerel Plant			
S009	<i>Sagittaria latifolia</i>	Duck Potato, Arrowhead			
S100	<i>Scirpus acutus</i>	Hardstem Bulrush			
S092	<i>Scirpus americanus</i>	Three Square			
S097	<i>Scirpus atrovirens</i>	Green Bulrush			
S093	<i>Scirpus cyperinus</i>	Wool Grass			
S098	<i>Scirpus pungens</i>	Common Three Square			
S099	<i>Scirpus robusta</i>	Salt Marsh Bulrush			
S096	<i>Scirpus tabernaemontani</i>	Soft Stem Bulrush			
S165	<i>Sparganium americanum</i>	Eastern Or Lesser Burreed			
S166	<i>Sparganium eurycarpum</i>	Burreed			
S168	<i>Spartina alterniflora</i>	Smooth Cord Grass			

SKU	Variety	Height x Spread	Notes
T095	Taxus baccata 'Adpressa Fowle'	8' x 16'	Compact stiff horizontal branches w/ stubby dark green needles
T058	Taxus baccata 'Amersfoorte'	8' x 5'	Flat, short, rounded needles, open habit
T092	Taxus baccata 'Erecta'	8' x 2'	A narrow upright accent, slow growing
T056	Taxus baccata 'Fastigiata'	20' x 4'	Branches rigidly upright. Needles blackish green
T055	Taxus baccata 'Repandens'	4' x 15'	Low, spreading form, dark green foliage with pendulous tips
T125	Taxus cusp Emerald Spreader™ 'Monloo'	30" x 10'	Dark green soft foliage on a flat-topped spreader
T060	Taxus cuspidata 'Capitata'	25+' x 10+'	Pyramidal form, dark green needles turn bronzy green in winter
T075	Taxus cuspidata 'Green Wave'	4' x 8'	Distinctive arching habit, soft green needles, sub for Repandens
T080	Taxus x media 'Densiformis'	4' x 6'	Dense spreader with bright green foliage, bronzes in winter
T145	Taxus x media 'Everlow'	18" x 5'	Dwarf spreader, good in windy site and sub for 'Repandens'
T100	Taxus x media 'Hatfieldii'	15' x 10'	Glossy dark green needles, broad pyramid; a male clone
T120	Taxus x media 'Hicksii'	20' x 12'	Fast growing, columnar habit, fattens with age plus red berries
T149	Taxus x media 'Hillii'	20' x 10'	Similar to Hicksii, compact broad pyramid, uniform habit.
T078	Taxus x media 'Nigra'	7' x 7+'	Compact form, good resistance to winter burn and heat stress
T133	Taxus x media 'Vermeulen'	8' x 9'	Upright rounded form
T140	Taxus x media 'Viridis'	12' x 2'	Yellow green foliage, needles twisted, compact upright habit