


AudioWare & CableWare

Products 2012



Nanoface

12-Channel USB Audio/MIDI Interface

Connectivity

- Audio: 6 inputs + 6 outputs
- MIDI: 1 x input + 2 x output
- 4 x analog I/O (channels 1-4)
- Digital optical SPDIF I/O (channels 5-6)
- 2 x Mic preamps including phantom power (analog inputs 1/2)
- 1 x Hi-Z instrument input (alternatively usable instead of analog input 2)



Features

ALVA Nanoface: Sound quality, extraordinary features and ease of use, real analog hardware monitoring and low latency drivers for Windows and Mac OS X - all together in an awesome design housing.

The Nanoface provides 6 audio I/Os – enough for a small home studio, a DJ- or surround setup. A MIDI input and two MIDI outputs form a perfect combination to connect a keyboard and external synthesizers or samplers.

Four analog inputs – two of them equipped with high-quality mic preamps - allow the simultaneous recording of different sources at the same time, like a microphone, an electric guitar and a synthesizer.

Four analog outputs provide a flexible setup for monitoring two stereo signals at the same time, e. g. with main speakers and headphones. The signal from output 1/2 can be routed to output 3/4 and individually adjusted.

The digital I/O works in standard SPDIF format. This makes the Nanoface the perfect partner for a digital signal from a CD player, or an effect unit as a source for an external DA converter.

Analog sound quality

Normally, great converters are expensive! With the Nanoface, we've changed the game. Thanks to the years of experience of our development team, we've integrated a very sophisticated circuit design.

The result: an extraordinary audiophile sound.

Mic preamps

The Nanoface provides two mic preamps with very low noise and distortion specifications. Including switchable 48V phantom power for condenser mics.



Dynamic microphone



Condenser microphone

Instrument input



Electrical instruments - guitar or bass - need a special instrument input with Hi-Z characteristics for direct recording. The Nanoface provides an instrument input directly on the units right side.

Optimal for spontaneous jam sessions with a notebook or as mobile recording station without the need for more equipment – live or with band rehearsals.

Pocket studio

Some companies brag about the size of their interfaces compared to the competition. The Nanoface lives up to its name - it measures only a quarter of the size and provides more I/Os than some bigger interfaces. In doing so it's light as a feather. The elegant gloss black housing weighs less than a key in your pocket.

USB for all

The Nanoface is the perfect solution for musicians or DJs, who need a complete recording studio not only at home, but also on the road and want to compose or mix music in quality they are accustomed to, or just want to listen in the best possible headphone quality.

It only needs one USB 2.0/3.0 connection, to transfer all audio and midi data in and out of the computer.

Bus-powered! The Nanoface works completely with the power from the USB connector. It does not need a power supply. Work anywhere: in a cafe, park, train or even an airplane. Take advantage of your new personal freedoms!

Dead easy!

Most interfaces provide a big software package with useful features, but have a steep learning curve and consume the most important thing a musician doesn't have. Time. Time to mess with all the technical stuff.

The ALVA designers decided to try another way: Sensible downsizing, reduction to the max - with total functionality.


The Nanoface is designed as partner of modern digital audio workstations. There are no software option dialogs or an integrated mixer. **Just a high-speed driver.** ASIO and WDM for Windows, Core Audio for Mac OS X.

All modern audio programs provide a low latency engine, an integrated mixer with plug-in support and monitoring features. They emulate a complete studio workflow. Some audio interfaces try to do the same and thus doubling not only these features, but also the time to mess with them.

The Nanoface is different. All features - including volume, monitoring, preamp gain and phantom power for the microphones - can be controlled with ONE multi controller (the "Encoder"). Directly on the unit. In combination with an audio sequencer this is what most all musicians need. No more. No less. This results in a simple learning curve and extraordinary usability - ideal for live situations.

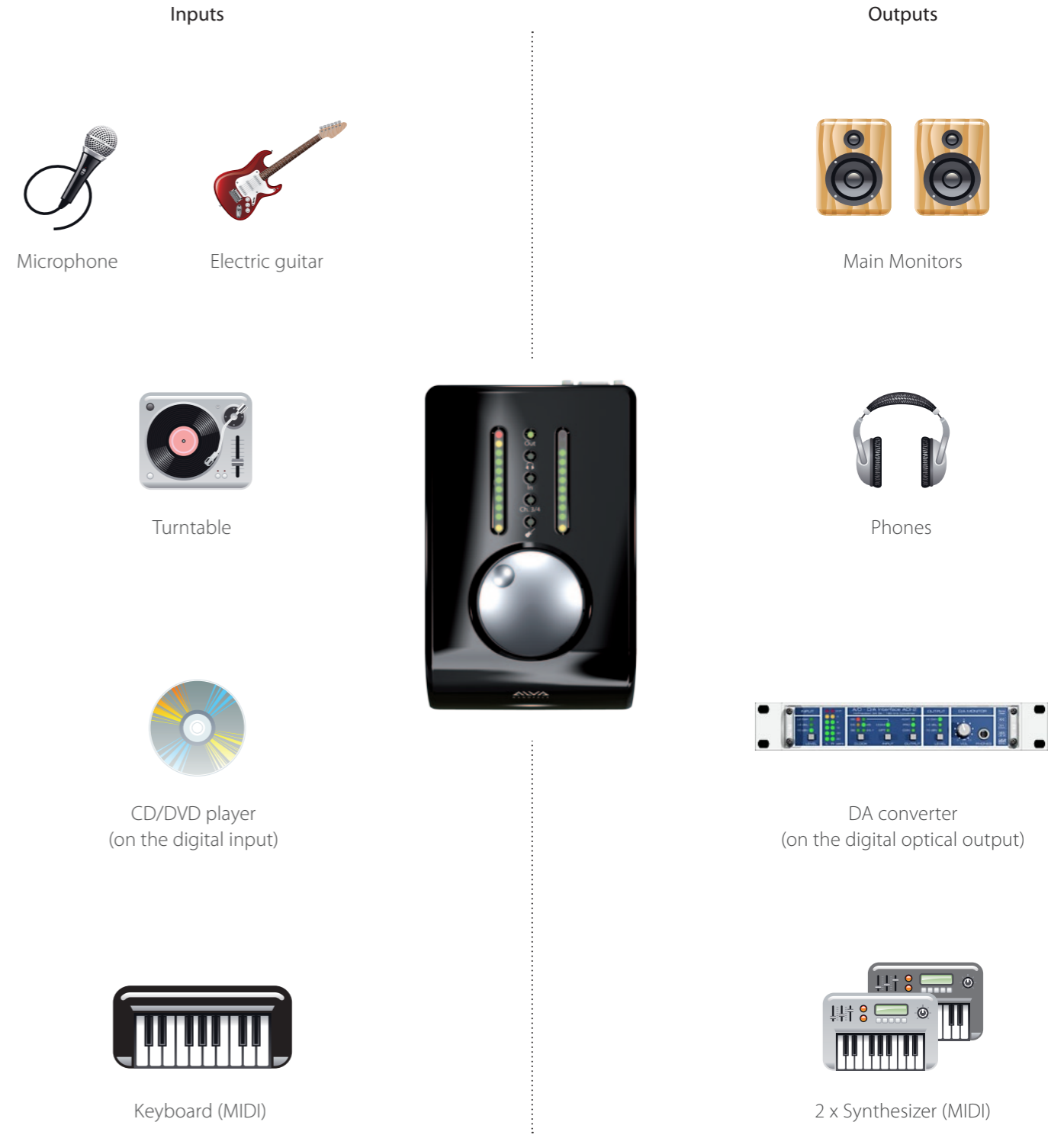
The Encoder. What can be controlled:

- Output 1/2: gain
- Output 3/4 (Phones): gain
- Route output 1/2 to Phones output
- Output 1/2 on Phones output: gain
- Input 1/2: gain (mic/instr. preamps)
- Input 3/4: gain
- 48V for inputs 1 and/or 2
- Switch input 2 to Hi-Z input
- Hardware monitoring for inputs 1/2
- Reset to default values



Nanoface connection example

You can connect all of this equipment at the same time!



8 x XLR to 8 x XLR

female <> male



Specifications

- Cable Color: black
- Numbered XLR fan-out
- Cable Ø: 15 mm

Applicable with RME

Micstasy, DMC-842,
OctaMic II, BOB-16

Available lengths

- 2 m (6.5 ft.) = Part No. X8X8Pro2
- 5 m (16.4 ft.) = Part No. X8X8Pro5

8 x TRS to 8 x TRS

stereo plug 6.3 mm <> stereo plug 6.3 mm



Specifications

- Cable Color: black
- Numbered TRS fan-out
- Cable Ø: 15 mm

Applicable with RME

ADI-8 DS, ADI-8 QS
M-32 AD, M-16 AD,
M-32 DA, M-16 DA,
Fireface 800/400/UC/UFX
OctaMic II

Available lengths

- 2 m (6.5 ft.) = Part No. T8T8Pro2
- 5 m (16.4 ft.) = Part No. T8T8Pro5

Channel 1	Channel 2	Channel 3	Channel 4	Channel 5	Channel 6	Channel 7	Channel 8
Pin 24 Tip Pin 12 Ring	Pin 10 Tip Pin 23 Ring	Pin 21 Tip Pin 9 Ring	Pin 7 Tip Pin 20 Ring	Pin 18 Tip Pin 6 Ring	Pin 4 Tip Pin 17 Ring	Pin 15 Tip Pin 3 Ring	Pin 1 Tip Pin 14 Ring
GND is connected to Pins: 2, 5, 8, 11, 16, 19, 22, 25. Pin 13 is not connected							

8 x XLR to 8 x TRS

male <> stereo plug 6.3 mm



Specifications

- Cable Color: black
- Individually numbered XLR and TRS plugs
- Wires are numbered
- Cable Ø: 13 mm

Applicable with RME

Micstasy, ADI-8 DS, ADI-8 QS, M-32 DA, M-16 DA, BOB-16, Fireface 800/400/UC/UCX/UFX, OctaMic II (analog outputs)

Available lengths

- 2 m (6.5 ft.) = Part No. T8X8Pro2
- 5 m (16.4 ft.) = Part No. T8X8Pro5

XLR male	TRS
Pin 1	Sleeve
Pin 2	Tip
Pin 3	Ring
For each channel (1 ... 8).	

8 x XLR to 8 x TRS

female <> stereo plug 6.3 mm



Specifications

- Cable Color: black
- Individually numbered XLR and TRS plugs
- Wires are numbered
- Cable Ø: 13 mm

Applicable with RME

Micstasy, ADI-8 DS, ADI-8 QS, M-32 AD, M-16 AD, Fireface 800/400/UC/UCX/UFX, OctaMic II

Available lengths

- 2 m (6.5 ft.) = Part No. X8T8Pro2
- 5 m (16.4 ft.) = Part No. X8T8Pro5

TRS	XLR female
Sleeve	Pin 1
Tip	Pin 2
Ring	Pin 3
For each channel (1 ... 8).	

D-sub25 to 8 x XLR

male <> male



Available lengths	
▪ 3 m (9.8 ft.)	= Part No. AO25-8X3
▪ 6 m (19.6 ft.)	= Part No. AO25-8X6
▪ 10 m (32.8 ft.)	= Part No. AO25-8X10

Specifications

- Cable Color: black
- Numbered XLR fan-out
- D-sub: 25-pin male, UNC 4/40 thread
- Cable Ø: 15 mm

Applicable with RME

ADI-8 DS, ADI-8 QS
M-32 DA, M-16 DA
OctaMic II (analog outs)
BOB-16

Channel 1	Channel 2	Channel 3	Channel 4	Channel 5	Channel 6	Channel 7	Channel 8
Pin 24= (+)	Pin 10= (+)	Pin 21= (+)	Pin 7= (+)	Pin 18= (+)	Pin 4= (+)	Pin 15= (+)	Pin 1= (+)
Pin 12= (-)	Pin 23= (-)	Pin 9= (-)	Pin 20= (-)	Pin 6= (-)	Pin 17= (-)	Pin 3= (-)	Pin 14= (-)
GND is connected to Pins: 2, 5, 8, 11, 16, 19, 22, 25. Pin 13 is not connected							

D-sub25 to 8 x XLR

male <> female



Specifications

- Cable Color: black
- Numbered XLR fan-out
- D-sub: 25-pin male, UNC 4/40 thread
- Cable Ø: 15 mm

Applicable with RME

ADI-8 DS, ADI-8 QS
M-32 AD, M-16 AD
Micstasy, BOB-16

Available lengths	
▪ 3 m (9.8 ft.)	= Part No. AI25-8X3
▪ 6 m (19.6 ft.)	= Part No. AI25-8X6
▪ 10 m (32.8 ft.)	= Part No. AI25-8X10

Channel 1	Channel 2	Channel 3	Channel 4	Channel 5	Channel 6	Channel 7	Channel 8
Pin 24= (+)	Pin 10= (+)	Pin 21= (+)	Pin 7= (+)	Pin 18= (+)	Pin 4= (+)	Pin 15= (+)	Pin 1= (+)
Pin 12= (-)	Pin 23= (-)	Pin 9= (-)	Pin 20= (-)	Pin 6= (-)	Pin 17= (-)	Pin 3= (-)	Pin 14= (-)
GND is connected to Pins: 2, 5, 8, 11, 16, 19, 22, 25. Pin 13 is not connected							

D-sub25 to 8 x TRS

male <> stereo plug 6.3 mm



Available lengths

- 2 m (6.5 ft.) = Part No. AI25-8T2
- 3 m (9.8 ft.) = Part No. AI25-8T3
- 6 m (19.6 ft.) = Part No. AI25-8T6

Specifications

- Cable Color: black
- Numbered TRS fan-out
- D-sub: 25-pin male, UNC 4/40 thread
- Cable Ø: 15 mm

Applicable with RME

ADI-8 DS, ADI-8 QS
M-32 AD, M-16 AD,
M-32 DA, M-16 DA

Channel 1	Channel 2	Channel 3	Channel 4	Channel 5	Channel 6	Channel 7	Channel 8
Pin 24 Tip	Pin 10 Tip	Pin 21 Tip	Pin 7 Tip	Pin 18 Tip	Pin 4 Tip	Pin 15 Tip	Pin 1 Tip
Pin 12 Ring	Pin 23 Ring	Pin 9 Ring	Pin 20 Ring	Pin 6 Ring	Pin 17 Ring	Pin 3 Ring	Pin 14 Ring
GND is connected to Pins: 2, 5, 8, 11, 16, 19, 22, 25. Pin 13 is not connected							

D-sub25 to D-sub25

male <> male



Specifications

- Cable Color: black
- D-sub: 25-pin male, UNC 4/40 thread
- Cable Ø: 13 mm

Applicable with RME

ADI-8 QS, ADI-8 DS ◀ ▶ BOB-16 I/O
M-32 AD, M16 AD ◀ ▶ BOB-16 I
M-32 DA, M16 DA ◀ ▶ BOB-16 O
One cable is required for 8 channels.

Available lengths

- 1 m (3.2 ft.) = Part No. ANA25T-25T1
- 3 m (9.8 ft.) = Part No. ANA25T-25T3
- 5 m (16.4 ft.) = Part No. ANA25T-25T5

	Channel 1	Channel 2	Channel 3	Channel 4	Channel 5	Channel 6	Channel 7	Channel 8
GND	2	16	5	19	8	22	11	25
+ (Hot)	1	3	4	6	7	9	10	12
- (Cold)	14	15	17	18	20	21	23	24
Pin 13 is not connected. Pinout is equal for both D-Sub connectors.								

D-sub25 to 8 x XLR

male <> 4 x female + 4 x male



Available lengths

- 1 m (3.3 ft.) = Part No. AES25-4F4M1
- 3 m (9.8 ft.) = Part No. AES25-4F4M3
- 6 m (19.6 ft.) = Part No. AES25-4F4M6

Specifications

- 192 kHz ready
- Cable Color: black
- Impedance: 110 Ohm
- Numbered XLR fan-out
- D-sub: 25-pin male, UNC 4/40 thread
- Cable Ø: 15 mm

Applicable with RME

HDSPe AES, HDSP AES-32, ADI-8 QS, ADI-192 DD, ADI-4 DD, ADI-6432, BOB-32, OctaMic II, Micstasy, DMC-842

AES In 1 (1/2)	AES In 2 (3/4)	AES In 3 (5/6)	AES In 4 (7/8)	AES Out (1/2)	AES Out (3/4)	AES Out (5/6)	AES Out (7/8)
Pin 24= (+) Pin 12= (-)	Pin 10= (+) Pin 23= (-)	Pin 21= (+) Pin 9= (-)	Pin 7= (+) Pin 20= (-)	Pin 18= (+) Pin 6= (-)	Pin 4= (+) Pin 17= (-)	Pin 15= (+) Pin 3= (-)	Pin 1= (+) Pin 14= (-)
GND is connected to Pins: 2, 5, 8, 11, 16, 19, 22, 25. Pin 13 is not connected							

D-sub25 to D-sub25

male <> male



Specifications

- 192 kHz ready
- Cable Color: black
- Impedance: 110 Ohm
- Cross-Cable (input to output and vice versa)
- 25-pin AES/EBU with TASCAM pin-out format and UNC 4/40 thread
- Cable Ø: 18 mm

Applicable with RME

HDSPe AES, HDSP AES-32, ADI-8 QS, ADI-192 DD, ADI-4 DD, ADI-6432, BOB-32, OctaMic II, Micstasy, DMC-842

Available lengths

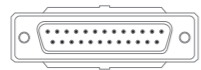
- 1 m (3.3 ft.) = Part No. AES25T-25T1
- 3 m (9.8 ft.) = Part No. AES25T-25T3
- 6 m (19.6 ft.) = Part No. AES25T-25T6

Cross Cable Pin Correspondence Diagram


1	2	3	4	5	6	7	8	9	10	11	12	13	14	15	16	17	18	19	20	21	22	23	24	25
↕	↕	↕	↕	↕	↕	↕	↕	↕	↕	↕	↕	nc	↕	↕	↕	↕	↕	↕	↕	↕	↕	↕	↕	↕
7	8	9	10	11	12	1	2	3	4	5	6	13	20	21	22	23	24	25	14	15	16	17	18	19

Adapter D-sub25: YAMAHA <> TASCAM format

male <> female



YAMAHA® pin-out format.



TASCAM® (RME) pin-out format

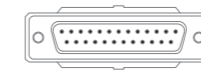
Part No. AES25Y-25T05

Specifications

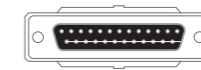
- D-Sub: 25-pin male to 25-pin female AES cable 0.5 m (1.6 ft.)
- Thread: UNC 4/40 > M 2.6 (metric)

Adapter D-sub25: TASCAM <> YAMAHA format

male <> female



TASCAM® (RME) pin-out format



YAMAHA® pin-out format.

Part No. AES25T-25Y05

Specifications

- D-Sub: 25-pin male to 25-pin female AES cable 0.5 m (1.6 ft.)
- Thread: UNC 4/40 > M 2.6 (metric)

AESid Breakout Cable 4 x In / 4 x Out

D-sub male (TASCAM pin-out format) <-> 8 BNC female



Part No: BOAESID



AESid Set

Available as set with 110 Ohm <-> 75 Ohm Adapter D-sub25

Specifications

- Cable Color: black
- 192 kHz - ready
- Color coded fan-out

Applicable with RME

ADI-6432 AESid and products from other manufacturers with AESid.

Specifications

- Professional quality, metal-shell plugs
- Cable Color: black
- Cable Ø: 5 mm

Applicable with RME

products with ADAT I/Os or optical SPDIF I/Os.

Available lengths

- 1 m (3.3 ft.) = Part No. OK0100PRO
- 2 m (6.3 ft.) = Part No. OK0200PRO
- 3 m (9.8 ft.) = Part No. OK0300PRO
- 5 m (16.4 ft.) = Part No. OK0500PRO
- 10 m (32.8 ft.) = Part No. OK1000PRO

AES In1	AES In 2	AES In 3	AES In 4	AES Out 1	AES Out 2	AES Out 3	AES Out 4
Pin 24= (+)	Pin 10= (+)	Pin 21= (+)	Pin 7= (+)	Pin 18= (+)	Pin 4= (+)	Pin 15= (+)	Pin 1= (+)
Pin 22= (-)	Pin 11= (-)	Pin 19= (-)	Pin 8= (-)	Pin 25= (-)	Pin 5= (-)	Pin 16= (-)	Pin 2= (-)
GND is connected to D-Sub Pins: 3, 6, 9, 12, 14, 17, 23. Pin 13 is not connected							

Optical TOSLINK cable

Professional lightpipe cable for ADAT or SPDIF format



MADI Cable Drum

4-fibre SC <> SC optical multicore



4 x SC to 4 x SC multicore



Transport and water protection
with pull-out applet.

The ALVA MADI Cable Drum is a professional 4-fiber SC to SC optical multicore system, designed for studio, stage, broadcast and TV applications. The provided cable is extremely flexible, crush and impact resistant. The system provides simple, but effective moisture protection, a sturdy strain relief and is easy to handle. The MADI cable drum suits all mobile applications perfectly.

The MADI Cable Drum is made in Germany. Every cable comes with its own specific measurement protocol.

Mechanical & environmental properties are based on the military standard MIL-C 85045.

Applicable with all RME products with optical MADI I/Os.

Available lengths

- 100 m (328 ft.) = Part No. MCD-100
- 150 m (492 ft.) = Part No. MCD-150
- 300 m (984 ft.) = Part No. MCD-300
- Other lengths available on request.

Specifications

- **Type:** Multimode, 50 µm / 125 µm
- **Fiber count:** 4, each with end cap dust protection. Transport and moisture protection with pull-out plug.
- **Secondary Coating:** 900 µm
- **Fiber Identification:** Colors, Numbers
- **Strength:** Aramid Yarns
- **Outer Jacket:** Polyurethane
- **Outer Jacket Color:** Dark-Green
- **Cable diameter:** 5.2 mm (0.2 inches)
- **Applications:** Broadcast, PA, Mobile Recording
- **Cable Drum:** Schill GT-310 RM (MCD-150) / Schill GT-380 RM (MCD-300)
- **Dimensions (HxWxD):**
36 x 27 x 23 cm / 14.2 x 10.6 x 9 inches (MCD-150)
49 x 31 x 29 cm / 19.3 x 12.2 x 11.4 inches (MCD-300)
- **Weight:**
4.9 kg / 10.8 lbs (MCD-150)
10.3 kg / 22.7 lbs (MCD-300)

Professional flight cases for MADI Cable Drum

Available cases

- For MCD-100/150 = Part No. FCMCD150
- For MCD-300 = Part No. FCMCD300


Specifications

- **Lightweight** - 1.8 kg
- **Polypropylene ABS - Blue, Foamed flip-top with strap-handle, Small surface mount hasp lock latches**
- **Dimensions (HxWxD):**
41 x 34 x 6 cm / 16 x 13 x 2.3 inches (MCD-100/150)
46 x 39 x 34 cm / 18 x 15 x 13 inches (MCD-300)
- **Weight:**
1.8 kg / 3.9 lbs (MCD-150)
1.9 kg / 4.18 lbs (MCD-300)



MADI Duplex Cable

2 x SC-Plug <> 2 x SC-Plug



Specifications

- Fiber optic cable
- 62.5/125 µm, Multi Mode
- Cable Color: orange
- Cable Ø: 2 x 2.5 mm

Applicable with

all RME products with optical MADI I/Os.

Available lengths

- 3 m (9.8 ft.) = Part No. MADI3D
- 6 m (19.6 ft.) = Part No. MADI6D
- 10 m (32.8 ft.) = Part No. MADI10D
- 20 m (65.6 ft.) = Part No. MADI20D
- 50 m (164 ft.) = Part No. MADI50D

MADI Simplex Cable

1 x SC-Plug <> 1 x SC-Plug



Specifications

- Fiber optic cable
- 62.5/125 µm, Multi Mode
- Cable Color: orange
- Cable Ø: 2 x 2.5 mm

Applicable with

all RME products with optical MADI I/Os.

Available lengths

- 0.5 m (1.6 ft.) = Part No. MADI0.5S
- 1.0 m (3.3 ft.) = Part No. MADI1S

MGL - MIDI Gooseneck Light

Part No: MGL1 / MGL2

Simple but great ideas make life much easier. Just plug the Gooseneck light into a midi-connector (OUT or THRU) - and the LED will light up and helps you when you need to look into the backside of a rack on dark stages, studios etc.

Also usable to illuminate your music sheet at the keyboard.



Specifications

- Length:
 - 150 mm / 5.9 inches (MGL1)
 - 350 mm / 13.7 inches (MGL2)
- Connector: 1x DIN 5-pin (Midi output)

Part No: D-Loop-T

"Loopback" is designed to loop the AES/EBU output signals on 25-pin D-sub connectors of the RME ADI-6432 to the AES/EBU inputs of the same connector. This way the MADI input channels of the RME ADI-6432 can be "routed" to corresponding MADI output channels.



Specifications

- D-sub: 25-pin male / MHDM series quality (TASCAM Pin-Out Format)
- Thread: UNC 4/40

"Loopback" Tool for RME ADI-6432

D-sub25 AES/EBU In/Out Loopback Adapter



Rackmount RM19



Rackmount adapter to mount half width 19" RME units into a 19" rack.

Just remove the factory rack ears and replace them with the RM19.

4 x screws M4 x 8 included.

Applicable with RME

Fireface UCX


Fireface UC

Fireface 400

Multiface 2

ADI-2

Unirack 19 II



19"/1U Universal Rackmount Unit for non 19" units like e. g.: RME Multiface, Multiface II, Quadmic, ADI-2, Fireface 400, Fireface UC, ADI-4 DD and many other units.

The Unirack II comes with updated drill holes, reduced weight, and improved precision. The oblong holes from left to right can be used with cable-straps as strain-relief, the ones from front to rear to mount e. g. AC-adaptors. 4 screws M3 x 5 are included.

Dimensions (W x H x D): 44,5 x 4,6 x 22,5 cm (17,5 x 1,8 x 8,8 inches).

Babyface breakout cable: balanced

Part No: BF-BOXLRMKH



Specifications

- 2 x XLR input (balanced)
- 2 x XLR output (balanced)
- MIDI I/O
- Phones output

Babyface breakout cable: unbalanced

Part No: BF-BOCMKH




Specifications

- 2 x RCA input (unbalanced)
- 2 x RCA output (unbalanced)
- MIDI I/O
- Phones output

Babyface/Nanoface extension cable

for all Babyface & Nanoface breakout cables



Available lengths

- 1 m (3.3 ft.) = Part No. BF-EXT10
- 3 m (9.8 ft.) = Part No. BF-EXT30

Part No: BF-BAGBK

Babyface/Nanoface neoprene bag

for the interface and all cables











Specifications

- Color: black
- Label: Babyface . Made by RME
- Size (LxWxD):
30 x 20 x 4 cm (11.8 x 7.8 x 1.6 inches)
- RME logo on anodized zipper knobs



Products 2012

Contents

	2	Nanoface
	6	Analog Cables
	14	AES/EBU Cables
	19	ADAT/SPDIF optical
	20	MADI
	23	Audio Tools
	24	Rackmounts
	26	Babyface add-ons