

FORAMINIFERAL AND GEOCHEMICAL EVIDENCE OF ENVIRONMENTAL  
CHANGE IN RESPONSE TO AQUACULTURE IN THE SETIU ESTUARINE-LAGOONAL  
SYSTEM, TERENGGANU, MALAYSIA

by

Hanna Thornberg

April 2013

Director of Thesis: Dr. Stephen J. Culver

Major Department: Geological Sciences

In many coastal communities, aquaculture is an important part of the local economy, though fish and shrimp farms may threaten habitats in these coastal systems. Aquaculture was introduced to the Setiu estuarine-lagoonal system (SEL) in Terengganu, Malaysia in the mid-1970s. As fish farm densities increase and the mangroves are cleared, excess nutrients and fish waste are supplied to the water column and sediments below. In order for the aquaculture industry in Terengganu, Malaysia to be successful, estuarine-lagoonal environmental health should be monitored. Analyses of foraminiferal assemblages, sedimentological analyses, and  $\delta^{13}\text{C}$ ,  $\delta^{15}\text{N}$ , and C:N ratios are used here to determine how aquaculture in the SEL affects benthic communities, sources of organic matter, and grain size and sediment composition.

Three cores were collected beneath fish cage sites, two (S43 and S40) from the northern lagoon region and one (S9A) from the southern estuary region. Cores S43 and S40 contain both calcareous and agglutinated foraminifera, though calcareous are dominant. Agglutinated specimens increase in abundance near the top of S43 and S40, which is likely in response to an increase in organic matter. *Ammonia* aff. *A. aoteana* and *Ammobaculites exiguus* are the most abundant species in the middle and upper sections of S43, and *Ammonia* aff. *A. aoteana* and *Rosalina globularis* are the most abundant in the bottom of S43. *Ammonia* aff. *A. aoteana* is

most abundant throughout all of S40. Core S9A contains only agglutinated foraminifera, with *Trochammina amnicola*, *Ammotium directum*, and *Miliammina fusca* as the most abundant species. The percent of live specimens is relatively low in all three cores. The densities of dead foraminifera at S43 and S40 are extremely high at the onset of aquaculture and near the surface of S40 where the amount of organic matter is less. These high densities are attributed to a baffling effect created by the fish cages as tidal currents push sediments north in the lagoon.

$\delta^{13}\text{C}$  and  $\delta^{15}\text{N}$  signatures in the sediments beneath fish cages do not show trends through time and are similar to signatures of terrestrial sources, including mangroves. Percent carbon, percent nitrogen, and percent mud increase through time throughout S43 and S40, though patterns reverse in core S40. The reversal of patterns in core S40 is possibly related to the closure of a southern inlet in 2003. Throughout S9A, these same measurements first increase through time but then decrease, probably corresponding to the abandonment of fish farms.

In summary, aquaculture has affected organic matter content, sediment characteristics, and foraminiferal distributions in the SEL. However, rapid return to pre-aquaculture conditions after the abandonment of S9A and a slower return to pre-aquaculture conditions in S40, likely as a result of tidal flushing, suggest that environmental health of the SEL is not particularly compromised by the current scale of floating fish cage aquaculture.



FORAMINIFERAL AND GEOCHEMICAL EVIDENCE OF ENVIRONMENTAL CHANGE  
IN RESPONSE TO AQUACULTURE IN THE SETIU ESTUARINE-LAGOONAL SYSTEM,  
TERENGGANU, MALAYSIA

A Thesis/Dissertation

Presented To the Faculty of the Department of Geological Sciences

East Carolina University

In Partial Fulfillment of the Requirements for the Degree

Master of Science in Geological Sciences

by

Hanna Thornberg

April, 2013

© Hanna Thornberg, 2013

FORAMINIFERAL AND GEOCHEMICAL EVIDENCE OF ENVIRONMENTAL CHANGE  
IN RESPONSE TO AQUACULTURE IN THE SETIU ESTUARINE-LAGOONAL SYSTEM,  
TERENGGANU, MALAYSIA

by

Hanna Thornberg

APPROVED BY:

DIRECTOR OF  
DISSERTATION/THESIS: \_\_\_\_\_  
Dr. Stephen J. Culver

COMMITTEE MEMBER: \_\_\_\_\_  
Dr. D. Reide Corbett

COMMITTEE MEMBER: \_\_\_\_\_  
Dr. David J. Mallinson

EXTERNAL COMMITTEE MEMBER: \_\_\_\_\_  
Dr. Martin A. Buzas

CHAIR OF THE DEPARTMENT  
OF GEOLOGICAL SCIENCES: \_\_\_\_\_  
Dr. Stephen J. Culver

DEAN OF THE  
GRADUATE SCHOOL: \_\_\_\_\_  
Dr. Paul Gemperline

## ACKNOWLEDGMENTS

I would like to first thank my advisor, Dr. Stephen Culver, for all of his help and support on this thesis project. I am so grateful that he was so readily available to give advice at all times. I would also like to thank my other committee members, Dr. Reide Corbett, Dr. David Mallinson, and Dr. Martin Buzas for all of their advice and support in analyzing and interpreting data.

I would like to thank East Carolina University and the Universiti Malaysia Terengganu for funding. Thank you also to Dr. Noor Shazili at the Universiti Malaysia Terengganu for assisting with sample collection and planning in Malaysia. Also thanks to Dr. Mohd Lokman Husain, Director of the Institute of Oceanography at the Universiti Malaysia Terengganu, for all of the help received with this project.

To the rest of the Department of Geological Sciences at East Carolina University, I would like to say thank you for all of their guidance and support throughout my entire graduate school experience. I would especially like to thank Dr. Terri Woods for all of her help in working through the graduate program and for being so supportive. Additionally, thanks to Jim Watson and John Woods for providing me with working computers and the programs necessary to complete my thesis as well as a safe laboratory space.

Alisha Ellis provided one of the greatest support systems I had while working on this project. I would not have been nearly as productive or as confident in my labwork, data analysis, and writing without her. For that, I am very grateful. I would really like to thank David Young, Kim Scalise, Stephanie Balbuena, Megan Javonovich, and Jaimi Flynn for guidance and assistance with labwork. I really appreciate all of their help. Additionally, thank you to the rest of my micropaleontology lab mates, including Kelli Moran, Ray Tichenor, Caitlin Lauback, and

Anna Lee Woodson for guidance in foraminiferal labwork and for providing a great support system.

Finally, I would like to thank my family, especially my parents, Jayne and Dan Thornberg, for all of their support and guidance over the years, which influenced me to choose the path to graduate school and ultimately a career in geology.



## TABLE OF CONTENTS

|   |     |
|---|-----|
| LIST OF TABLES .....  | xi  |
| LIST OF FIGURES .....   | xii |
| INTRODUCTION .....  | 1   |
| BACKGROUND .....  | 3   |
| Geochronology: $^{210}\text{Pb}$ .....  | 3   |
| Foraminifera .....  | 4   |
| Sedimentology .....   | 6   |
| Geochemistry: Carbon and Nitrogen .....   | 7   |
| METHODS .....   | 11  |
| Field .....   | 11  |
| Geochronology: $^{210}\text{Pb}$ .....  | 13  |
| Foraminifera.....   | 14  |
| Sedimentology .....   | 15  |
| Geochemistry: Carbon and Nitrogen .....   | 15  |
| RESULTS .....   | 16  |
| Geochronology: $^{210}\text{Pb}$ .....  | 16  |
| Foraminifera .....  | 18  |
| Species Richness.....   | 25  |
| Fisher's Alpha ( $\alpha$ ).....  | 25  |
| Sedimentology .....   | 33  |
| Geochemistry: $\delta^{13}\text{C}$ , $\delta^{15}\text{N}$ , C:N ratios and organic matter content ..... | 38  |
| DISCUSSION .....  | 45  |
| Sedimentology .....   | 45  |
| Foraminifera .....  | 46  |

|   |     |
|---|-----|
| Geochemistry: Carbon and Nitrogen .....                         | 49  |
| Summary .....   | 51  |
| CONCLUSIONS .....   | 52  |
| REFERENCES .....  | 53  |
| APPENDIX A: TAXONOMIC REFERENCE LIST .....                      | 67  |
| APPENDIX B: FORAMINIFERAL CENSUS DATA, S43 .....                | 71  |
| APPENDIX C: FORAMINIFERAL CENSUS DATA, S40 .....                | 74  |
| APPENDIX D: FORAMINIFERAL CENSUS DATA S9A .....                 | 78  |
| APPENDIX E: PERCENT SPECIES FOR DEAD CLUSTER ANALYSIS .....     | 79  |
| APPENDIX F: TRANSFORMED DATA FOR DEAD CLUSTER ANALYSIS .....    | 83  |
| APPENDIX G: PERCENT SPECIES FOR TOTAL CLUSTER ANALYSIS .....    | 87  |
| APPENDIX H: TRANSFORMED DATA FOR TOTAL CLUSTER ANALYSIS .....   | 90  |
| APPENDIX I: DENDROGRAM FOR TOTAL CLUSTER ANALYSIS .....         | 93  |
| APPENDIX J: <sup>210</sup> Pb ACTIVITIES WITHIN EACH CORE ..... | 94  |
| APPENDIX K: GRAIN SIZE WEIGHTS BY PHI SIZE .....                | 97  |
| APPENDIX L: WEIGHTS OF GRAVEL, SAND, AND MUD .....              | 100 |
| APPENDIX M: PERCENT LOI .....                                   | 103 |
| APPENDIX N: CARBON AND NITROGEN ISOTOPIC RESULTS .....          | 104 |

## LIST OF TABLES

|   |    |
|---|----|
| Table 1. Location of cores and values for environmental variables. ....   | 12 |
| Table 2. Mean percent abundance of taxa in each thanatofacies defined by cluster analysis of all dead taxa comprising 2% or more of the assemblage in at least one sample. .... | 22 |
| Table 3. Values for various assemblage characteristics for each sample. ....  | 30 |
| Table 4. Summary data for thanatofacies defined by cluster analysis of dead foraminifera. ....  | 33 |
| Table 5. Sediment grain size results (S43) using Gradistat. ....  | 35 |
| Table 6. Sediment grain size results (S40) using Gradistat. ....  | 36 |
| Table 7. Sediment grain size results (S9A) using Gradistat. ....  | 37 |

## LIST OF FIGURES

|  |    |
|--|----|
| Figure 1. Setiu estuary-lagoon in Terengganu, Malaysia .....   | 3  |
| Figure 2. $\delta^{13}\text{C}$ , $\delta^{15}\text{N}$ , and C:N ratio ranges for end member sources of organic matter. ....  | 9  |
| Figure 3. Core locations within each fish cage complex .....   | 12 |
| Figure 4. Down-core profiles of $^{210}\text{Pb}$ activity and percent sand .....  | 17 |
| Figure 5. Downcore profiles of corrected $^{210}\text{Pb}$ activities .....  | 18 |
| Figure 6. Cluster analysis dendrogram of dead foraminiferal assemblages. ....  | 21 |
| Figure 7. Relative abundance of all taxa comprising 5% or more of the live assemblage (a) and of the dead assemblage (b) in core S43.....  | 26 |
| Figure 8. Relative abundance of all taxa comprising 5% or more of the live assemblage (a) and of the dead assemblage (b) in core S40.....  | 27 |
| Figure 9. Relative abundance of all taxa comprising 5% or more of the live assemblage (a) and of the dead assemblage (b) in core S43.....  | 28 |
| Figure 10. Down-core profiles of Fisher's alpha index. ....  | 29 |
| Figure 11. Down-core profiles of grain size. ....  | 34 |
| Figure 12. Down-core profiles of $\delta^{13}\text{C}$ values. ....  | 39 |
| Figure 13. $\delta^{15}\text{N}$ vs. $\delta^{13}\text{C}$ (a) and C:N ratios vs. $\delta^{13}\text{C}$ (b) for all three cores and the two types of fish food with common ranges of organic matter sources outlined in gray ..... | 40 |
| Figure 14. Down-core profiles of $\delta^{15}\text{N}$ . ....  | 41 |
| Figure 15. Percent carbon and percent sand throughout each core demonstrate an inverse relationship.....   | 42 |
| Figure 16. Percent nitrogen and percent sand throughout each core demonstrate an inverse relationship.....   | 43 |
| Figure 17. Down-core profiles of C:N.....  | 44 |

## INTRODUCTION

Aquaculture is a growing industry throughout the world, especially in Asia (Dey and Ahmed, 2005). In Malaysia, in particular, fish cage farming practices have been increasing dramatically (Alongi and others, 2003). Many have shown that this practice is altering benthic environments in coastal zones (e.g., Clark, 1971; Scott, and others, 1995; Tarasova and Preobrazhenskaya, 2007). Both finfish and shellfish farms are important to the local economy in many coastal communities. However, there is likely a limit to this industry's expansion if it is to remain environmentally sustainable.

The input of excess nutrients and organic matter, such as those from aquaculture operations, to bottom sediments can result in changes to water quality, benthic communities, geochemistry of the sediments, and sediment characteristics (e.g., Clark, 1971; Grant and others, 1995; Scott and others, 1995; Tarasova, 2006; Yokoyama and others, 2006; Tarasova and Preobrazhenskaya, 2007). The extent of the environmental impact of aquaculture is dependent on the amount of nutrients and organic matter released (Ackefors and Enell, 1994; Wu, 1995). Major impacts to the water column and bottom sediments may include low levels of dissolved oxygen, the production of toxic gases, and increased levels of nitrogen and phosphorous. Poor water quality results in an unsustainable environment for fish farms (Wu, 1995; Axler and others, 1996).

The Setiu estuarine-lagoonal system (SEL), located in Terengganu, Malaysia, is separated from the South China Sea by a barrier island which contains one small inlet at present (Fig. 1). The southern, estuarine end of the system receives freshwater discharge from the Setiu and Caluk Rivers. Salinity at this end ranges from <1 to about 2. Estuarine salinity in the vicinity of the inlet reaches 32. The northern, lagoonal end of the SEL has salinity ranging from 19 to 32. Water depths range from 0.5 to 3 m throughout the SEL. Studies of sediment grain

size distributions in the Setiu estuary-lagoon undertaken over the past 15 years show that seasonal physical changes (in wind, wave, tide, and current patterns) occur in the estuary-lagoon and as a result, sediment distribution patterns are complicated (Rosnan, 1988; Rosnan and others, 1995; Rosnan and Mustapa, 2010). In the estuary region, the movement of water is characterized by a combination of tidal and riverine currents, but in the lagoon region, tidal currents are dominant (Rosnan and others, 1995; Rosnan and Mustapa, 2010). On the ocean side of the barrier island, the mean spring tidal range is 1.8 m (Phillips, 1985) and slightly less within the lagoon (Culver and others, 2012). Both the estuary and lagoon regions have a range of grain sizes from mud and fine sand to very coarse sand (Culver and others, 2012), though the estuary has higher percentages of sand and the lagoon has higher percentages of silt (Rosnan and others, 1995). Sediments in the lower lagoon are well-sorted, while sediments in the upper lagoon and estuary are more poorly sorted (Culver and others, 2012). Sediments throughout the estuary-lagoon exhibit negative skewness, indicating that there is more coarse sediment present than fine sediment; skewness is shown to decrease as grain size increases (Rosnan and others, 2010).

Finfish and shellfish aquaculture operations were first introduced throughout the Setiu back-barrier system in the mid-1970s. Although the industry has grown dramatically, environmental changes in the estuary-lagoon as a result of aquaculture have not previously been evaluated. Mangrove swamps, containing mostly  $C_3$  plants, have been partially cleared to construct aquaculture pens, and the number of fish pens and floating cages has increased. As a result, excess nutrients, fish waste, and fish feed waste are added to the SEL. Analyses of benthic foraminiferal assemblages, geochemistry, sedimentology, and geochronology are used here to determine how the foraminiferal community, sources of organic matter, and sediment characteristics have changed since aquaculture was introduced to the SEL.

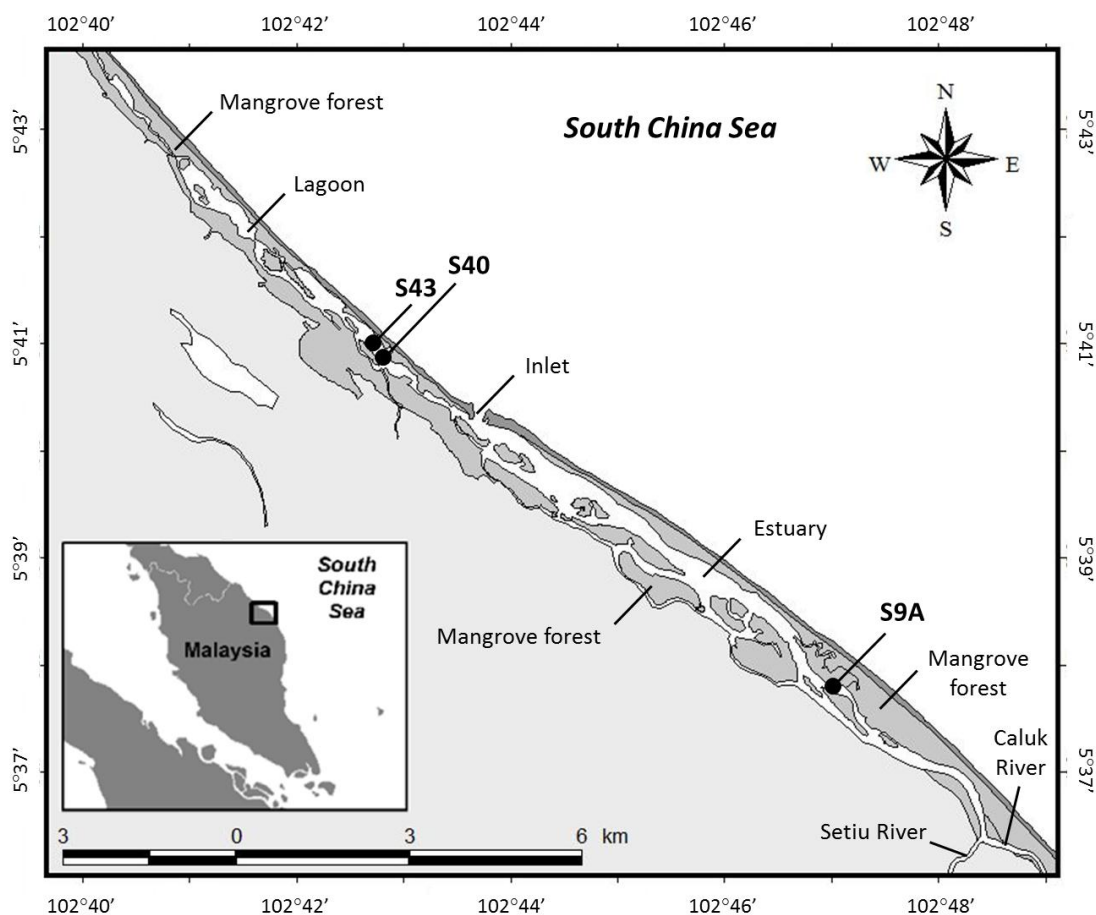


Figure 1. Setiu estuary-lagoon in Terengganu, Malaysia. Closed circles are sites where cores were collected. The lagoon and estuary are located to the north and south of the inlet, respectively.

## BACKGROUND

### GEOCHRONOLOGY: $^{210}\text{Pb}$

Sediment accumulation rates and a downcore chronology can be determined through the measurement of radioisotopes such as  $^{210}\text{Pb}$  (e.g., Nittrouer and others, 1979; Corbett and others, 2006; Corbett and others, 2007; Palinkas and Nittrouer, 2007; Zaborska and others, 2007).  $^{210}\text{Pb}$  is part of the  $^{238}\text{U}$  series and is added to estuarine environments through atmospheric deposition, runoff, and in situ decay of  $^{226}\text{Ra}$  (Nittrouer and others, 1979).

Methods of measuring  $^{210}\text{Pb}$  include gamma spectroscopy, a direct measurement of  $^{210}\text{Pb}$ , and alpha spectroscopy, a measurement of  $^{210}\text{Po}$  that assumes secular equilibrium with  $^{210}\text{Pb}$  (Zaborska and others, 2007). Corbett and others (2007) used gamma spectroscopy to measure  $^{210}\text{Pb}$  and  $^{137}\text{Cs}$  in the Albemarle Sound estuary in North Carolina in order to determine sediment accumulation rates. Results showed that rates of accumulation varied throughout the estuary and through time. Alpha spectroscopy was used by Palinkas and Nittrouer (2007) to measure sediment accumulation rates on the Po shelf in the Adriatic Sea. The character of  $^{210}\text{Pb}$  profiles can demonstrate whether sediment accumulation is steady state, transitional, or non-steady state. The  $^{210}\text{Pb}$  profiles produced from Po shelf samples demonstrated rapid non-steady state accumulation. Palinkas and Nittrouer (2007) suggested that this means that sediment accumulation on the Po shelf is the result of floods.

The use of  $^{210}\text{Pb}$  typically requires an independent tracer, such as  $^{137}\text{Cs}$ , to corroborate the sediment accumulation and geochronology results (Corbett, 2006, 2007). However,  $^{137}\text{Cs}$ , an anthropogenically introduced radionuclide, has low deposition rates in the southern hemisphere and closer to the equator. This makes substantiating the  $^{210}\text{Pb}$  results difficult.

#### FORAMINIFERA

Foraminifera are excellent indicators of environmental conditions because they have a widespread geographic distribution (Murray, 1978, 2006; Culver and Buzas, 1999; Scott and others, 2001; Hayek and Buzas, 2006; Tarasova and Preobrazhenskaya, 2007), have varying test morphologies (Loeblich and Tappan, 1964; Tarasova, 2006), short life cycles (Alve, 1995, Tarasova, 2006), are abundant in small sample sizes (Schafer, 2000; Scott and others, 2001; Hallock, 2003), and are sensitive to many environmental variables (Sen Gupta, 1999; Scott and others, 2001; Murray, 2006). Changes in the marine environment can therefore be identified



through the analysis of foraminiferal assemblages (e.g., Culver and Buzas, 1995; Alve, 1995; Ceareta and others, 2000, 2002; Scott and others, 2001; Hallock, 2003; Tarasova and Preobrazhenskaya, 2007). For example, variations in species composition, abundance, diversity, population density, etc., may reflect the input of pollutants, excess nutrients, and/or organic matter (Alve, 1995; Culver and Buzas, 1995).

Some studies have shown that high levels of organic matter in bottom sediments may alter foraminiferal communities (e.g., Hald and Steinsund, 1992; Angel and others, 2000; Luan and Debenay, 2005; Debenay and others, 2009a, 2009b), but other studies suggest that foraminifera are unaffected by excess organic matter (e.g., Grant and others, 1995; Scott, 1995). Schafer and others (1995) found that the relationship between live foraminiferal abundances and organic matter loading vary with species and with season. Although there are various opinions on whether the amount of organic matter affects foraminiferal assemblage composition and distribution, there is an inverse relationship between organic carbon content and total foraminiferal abundance (Tarasova, 2006).

Aquacultural operations, including finfish and shellfish farms, are often responsible for the addition of excess organic matter to bottom sediments (Alve, 1995; Scott and others, 1995; Grant and others, 1995; Tarasova, 2006; Tarasova and Preobrazhenskaya, 2007). Much of this excess organic matter is derived from fish feed waste and fish feces (Clark, 1971). Angel and others (2000) used loss on ignition (LOI) to determine the amount of organic matter present beneath a fish farm in the Gulf of Eilat and found that as LOI increased, the total number of individuals of foraminifera and species richness decreased.

A number of studies have demonstrated that the presence of aquaculture operations alters benthic foraminiferal communities. At a finfish farm in Clam Bay, Nova Scotia, Clark (1971)

found that when usage of the farm increased, the number of individual foraminifera decreased. Similarly, foraminiferal abundance was lower beneath a fish farm relative to abundances measured at reference sites in the Gulf of Eilat (Angel and others, 2000). At a scallop aquaculture site in Minonosok Bay in the Sea of Japan, Tarasova and Preobrazhenskaya (2007) found that foraminifera directly below cages exhibited the smallest number of species, the lowest population density and the smallest percent of live foraminifera. This may be because the composition and distribution of the foraminiferal community reflect sediment characteristics, which are associated with the amount and type of organic matter present (Tarasova, 2006).

Other studies, however, have shown that foraminifera can be unaffected or exhibit minimal changes as a result of aquaculture. Results from a study done on a shellfish farm and a salmon farm in eastern Canada suggest that aquaculture had little to no effect on foraminiferal assemblages (Scott and others, 1995). Similar results were found at a mussel farm in Nova Scotia (Grant and others, 1995).

The presence of aquaculture often results in an increase in organic matter loading to the sediments beneath fish cages. This increase in organic matter, estimated by measurements of LOI or percent carbon, may result in a decrease in densities of the total foraminiferal assemblage, percent live foraminifera, and species richness of the total assemblage.

#### SEDIMENTOLOGY

Finfish aquaculture, such as that of salmon, results in a decrease in sediment grain size and an increase in sediment organic content (e.g., Mojica and Nelson, 1993) in the vicinity of the aquaculture. At a clam farm in Indian River Lagoon, Florida, Mojica and Nelson (1993) found that the mean grain size was significantly smaller, the percent of silt and clay was higher, and the percent of volatile solids beneath the farm was significantly higher in relation to nearby reference

sites. The smaller grain size was attributed to the deposition of feces or pseudofeces (masses of particles rejected as food and wrapped in mucus) from the filter-feeding clams.

#### GEOCHEMISTRY: CARBON AND NITROGEN

Organic matter and organic carbon in estuarine environments have a variety of sources, including river inflow, marine input from nearby coastal waters, atmospheric input, primary production, and anthropogenic sources (Matson and Brinson, 1990; Thornton and McManus, 1994; Maksymowska and others, 2000). Carbon ( $\delta^{13}\text{C}$ ) and nitrogen ( $\delta^{15}\text{N}$ ) isotopic composition of organic matter, in addition to C:N ratios, are widely used to determine the source of organic matter (Matson and Brinson, 1990; Maksymowska and others, 2000). The isotopic composition of organic matter varies depending on its source (Figure 2).

For instance, the  $\delta^{13}\text{C}$  of  $\text{C}_3$  plants is between -30‰ and -23‰ and for  $\text{C}_4$  plants,  $\delta^{13}\text{C}$  is between -17‰ and -9‰ (Smith and Epstein, 1971; Fry and Sherr, 1984; Peterson and Fry, 1987; Cai and others, 1988; Boutton, 1991; Maksymowska and others, 2000). The  $\delta^{13}\text{C}$  of marine algae ranges from -24‰ to -18‰ and the  $\delta^{13}\text{C}$  of river/estuarine algae ranges between -35‰ and -25‰ (Fry and Sherr, 1984; Tucker and others, 1999; Maksymowska and others, 2000; Sampaio and others, 2010).

The  $\delta^{15}\text{N}$  of  $\text{C}_3$  plants is between -5‰ and 18‰ and for  $\text{C}_4$  plants,  $\delta^{15}\text{N}$  is between 3‰ and 6‰ (Peters and others, 1978; Sweeney and Kaplan, 1980; Owens, 1987; Maksymowska and others, 2000). The  $\delta^{15}\text{N}$  of marine algae is between 4‰ and 9‰ and the  $\delta^{15}\text{N}$  of river/estuarine algae is near 5‰ (Owens, 1987; Maksymowska and others, 2000).

The C:N ratio of  $\text{C}_3$  plants and  $\text{C}_4$  plants is greater than 15 (Meyers, 1997; Maksymowska and others, 2000; Kuramoto and Minagawa, 2001; Hu and others, 2006). The C:N ratio of marine algae is between 5 and 8 (Meyers, 1997; Maksymowska and others, 2000; Hu and others,

2006). River/estuarine algae have a C:N ratio between 5 and 14 (Matson and Brinson, 1990; Thornton and McManus, 1994; Maksymowska and others, 2000).

In the Tay Estuary in Scotland, Thornton and McManus (1994) used  $\delta^{13}\text{C}$ ,  $\delta^{15}\text{N}$ , and C:N ratios to find that the upper estuary receives organic matter primarily by river input, and the middle to lower estuary is more influenced by marine-derived organic matter. Maksymowska and others (2000) used  $\delta^{13}\text{C}$ ,  $\delta^{15}\text{N}$ , and C:N ratios to identify the source of organic matter in the Gulf of Gdansk and found the main sources (autochthonous primary production and river inflow) were distinguishable based only on their carbon isotopic compositions.  $\delta^{15}\text{N}$  is seasonally variable and C:N ratios between marine and river sources were undistinguishable in the Gulf. Corbett and others (2007) used  $\delta^{13}\text{C}$ ,  $\delta^{15}\text{N}$ , and C:N ratios to analyze environmental change in the Albemarle Sound estuary in North Carolina, USA. They found that  $\delta^{13}\text{C}$  decreased over time, while  $\delta^{15}\text{N}$  increased over time, suggesting a change from a marine-influenced environment in the past to a modern terrestrially-influenced environment.

Carbon and nitrogen isotopic values have been measured in some estuaries in order to determine the influence of mangrove forests on the type of organic matter present. In the Guayas River estuarine ecosystem in Ecuador, deforestation of mangrove swamps for the development of shrimp ponds may be responsible for the input of excess organic matter to the estuary (Cifuentes and others, 1996). Cifuentes and others (1996) measured the  $\delta^{13}\text{C}$  and  $\delta^{15}\text{N}$  of suspended particulate matter in the estuary and found that it matched that of reported values for mangrove leaves from the estuary. The C:N ratio value was low (14:1), suggesting an enrichment in nitrogen, possibly due to the bacterial immobilization of nitrogen onto detritus. Xue and others (2009) measured the  $\delta^{13}\text{C}$  and C:N ratio of organic matter in the Zhangjiang Estuary mangrove wetland in China in order to characterize mangrove swamp-derived organic

matter in the estuary. Values measured in the estuary ( $\delta^{13}\text{C}$  range = -21.6‰ to -25.5‰, average C:N = 8:1) did not match those measured from mangrove plant samples (average  $\delta^{13}\text{C}$  = -29.8‰, average C:N = 15:1), suggesting that much of the organic matter in the estuary is not derived from the mangroves.

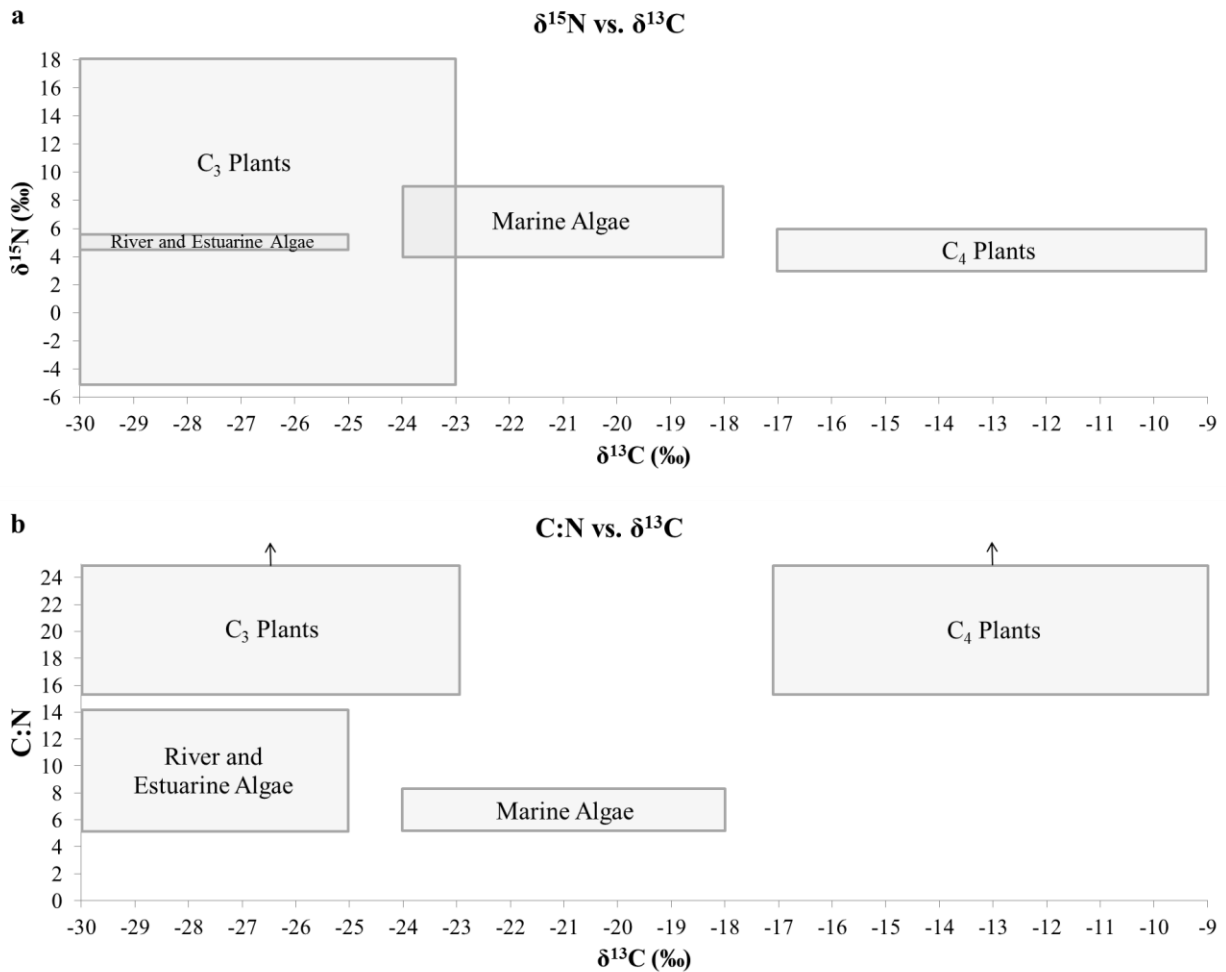


Figure 2.  $\delta^{13}\text{C}$ ,  $\delta^{15}\text{N}$ , and C:N ratio ranges for end member sources of organic matter.

Carroll and others (2003) analyzed data from environmental survey samples taken near salmon cage farms in Norway and found that the total organic carbon present in the sediments closest to the cages was much higher than in sediments farther from the cages. Yokoyama and

others (2006) found similar results at a fish farm in Gokasho Bay, Japan; both organic carbon and nitrogen were higher beneath cages than at locations farther away. Grant and others (1995) and Scott and others (1995) reported layers of black, organic matter-rich, sandy mud associated with the onset of aquaculture in a mussel farm in Nova Scotia and a salmon farm in eastern Canada, respectively. Karakassis and others (1998) found increased %LOI in near-surface sediments collected beneath fish farms in Cephalonia Bay in Greece. They associated this with the increased amount of organic matter collecting beneath the cages.

Yokoyama and others (2006) determined the values of  $\delta^{13}\text{C}$  and  $\delta^{15}\text{N}$  for fish feed and fish feces, in addition to sedimentary organic matter beneath and away from the influence of the Gokasho Bay, Japan, fish cages. Organic matter near the aquaculture site exhibited depleted  $\delta^{13}\text{C}$  values ( $\Delta \delta^{13}\text{C} = -0.4\text{‰}$ ) compared to reference sites ( $\delta^{13}\text{C} = -21\text{‰}$ ), which corresponded to the accumulation of fecal matter ( $\delta^{13}\text{C} = -24.3\text{‰}$ ) (Yokoyama and others, 2006). Yokoyama and others (2006) found enriched  $\delta^{15}\text{N}$  ( $\Delta \delta^{15}\text{N} = +0.9\text{‰}$ ) near the cages, which was likely the result of the accumulation of waste feed  $\delta^{15}\text{N}$  (9.7‰). The enriched  $\delta^{15}\text{N}$  values also may have been the result of denitrification, which occurs when oxygen is depleted; decomposition of fish feed may have led to deoxygenation in the sediments (Yokoyama and others, 2006). Yamada and others (2003) also compared values of  $\delta^{13}\text{C}$  and  $\delta^{15}\text{N}$  throughout cores beneath the fish cages in Gokasho Bay with different types of fish feed. Yamada and others (2003) found decreasing levels of  $\delta^{13}\text{C}$  upcore (-20.5‰ to -21.5‰). They also found that  $\delta^{15}\text{N}$  increased up-core (5.5‰ to 7‰) and demonstrated that changes reflected the type of type of fish feed used.

Additionally, a relationship has been found between other sediment characteristics and geochemistry within estuaries. For example, data gathered by Thornton and McManus (1994) in the Tay Estuary show that coarse grained sediment samples have higher C:N ratios than fine

grained samples. Corbett and others (2007) found an inverse relationship between grain size and percent organic matter in the Albemarle Sound estuary, USA, with grain size decreasing through time and percent organic matter increasing; gradational trends of  $\delta^{13}\text{C}$  and  $\delta^{15}\text{N}$  occurred in the cores as well.

The presence of aquaculture often results in an increase in organic matter in the sediments beneath the fish cages.  $\delta^{13}\text{C}$  and  $\delta^{15}\text{N}$  signatures and C:N ratios in the sediments can be evaluated to determine if the source of this organic matter is from the fish cages. Additionally, percent carbon and percent nitrogen can be used to estimate the amount of organic matter present beneath the cages.

## **METHODS**

### **FIELD**

In the summer of 2011, three 10.16-cm diameter push cores (S43, S40, S9A) were collected beneath fish cages at three locations in the Setiu estuary-lagoon (Table 1; Figs. 1, 3). S43 and S40 are located in the northern lagoon region, where salinity was 23 and 27, respectively. S9A is located in the southern estuary region, where salinity was <1. The cores penetrated into sediments considered to precede the installment of fish farms (mid 1970s). S43 extends to 72 cm, S40 extends to 56 cm, and S9A extends to 30 cm. In the field, the cores were sectioned into contiguous 2-cm intervals, each divided into four subsamples for foraminiferal, geochemical, sedimentological, and geochronological analyses. Foraminiferal samples were standardized to 20 ml in a measurement cup.

Table 1. Location of cores and values of environmental variables.

| Site | Latitude (N) | Longitude (E) | Water Depth (m) | Salinity | DO (mg/L) | pH   | Length of core (cm) | Status of fish cage complex |
|------|--------------|---------------|-----------------|----------|-----------|------|---------------------|-----------------------------|
| S43  | 5.69071      | 102.70319     | 1.4             | 23.4     | 4.02      | 7.25 | 72                  | active                      |
| S40  | 5.68221      | 102.71170     | 2.3             | 27.1     | 4.42      | 7.94 | 56                  | active                      |
| S9A  | 5.62813      | 102.78669     | 2.0             | 1.0      | 4.15      | 6.84 | 30                  | abandoned                   |

12

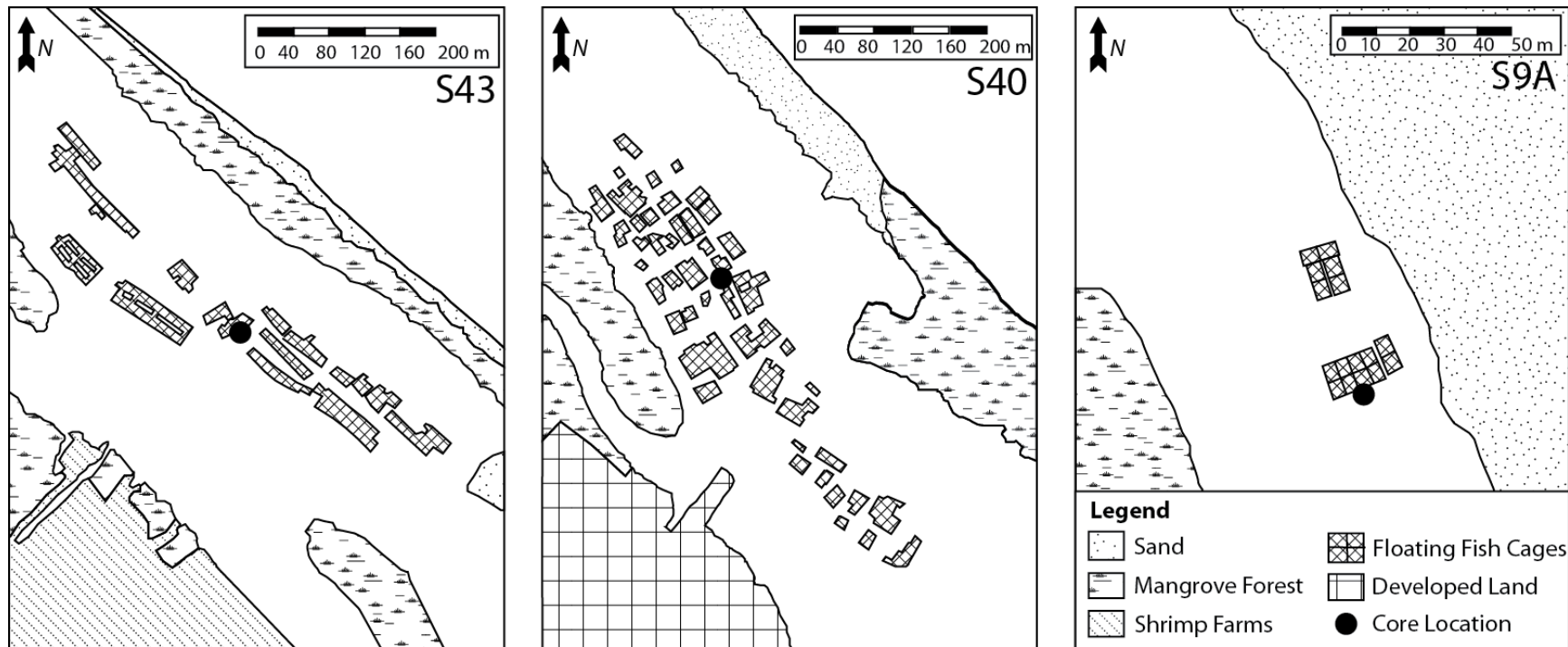


Figure 3. Core locations within each fish cage complex.



## GEOCHRONOLOGY : $^{210}\text{Pb}$

Activities of  $^{210}\text{Pb}$  were determined through alpha and gamma spectroscopy. Each sample was first dried at  $60^\circ\text{C}$  and then homogenized with a mortar and pestle. For alpha spectroscopy, methods were similar to those used by Nittrouer and others (1979). Approximately 1–1.5 g of each sample was treated with 1.0 ml of  $^{209}\text{Po}$  and 15 ml of 8M  $\text{HNO}_3$ . Samples were then dried in a microwave and transferred to centrifuge tubes with approximately 45–50 ml of DI water. Tubes were centrifuged at 2500 rpm for 2 minutes and the supernate was transferred to Teflon beakers on a hot plate. Centrifuge tubes were rinsed with 5 ml of 8M  $\text{HNO}_3$  and centrifuged again at 2500 rpm for 2 minutes. The supernate was again added to the appropriate beakers with 1–2 ml of  $\text{H}_2\text{O}_2$ . The samples were taken to near dryness and diluted with approximately 25–30 ml of DI water. While solutions were rapidly stirred,  $\text{NH}_4\text{OH}$  was added until the pH reached 8, when iron precipitated out. Solutions were then transferred to centrifuge tubes, topped off with DI water, and centrifuged at 2500 rpm for 2 minutes. The supernate was decanted and discarded. Precipitates were rinsed with approximately 25 ml of DI water and centrifuged again. This process was repeated one additional time. The precipitates were dissolved by adding 3.75 ml of  $\text{HCl}$  and then diluted with DI water. The solutions were poured onto nickel discs in Teflon beakers (Corbett and others, 2006; modified from Flynn, 1968). Ascorbic acid was added until the color of the solutions became clear. The solutions were spun for 20–40 hours. The plated discs were rinsed with DI water, patted dry, and transferred to alpha spectroscopy detectors for counting.

For gamma spectroscopy, dried, homogenized samples were packed into petri dishes and sealed. After 3 weeks, gamma counting was performed on a low-background, high-efficiency, high-purity Germanium detector coupled with a multi-channel analyzer. Activities were

corrected for self absorption using a direct transmission method (Cable and others, 2001). Gamma spectroscopy was also used to indirectly determine  $^{226}\text{Ra}$  activities by counting the gamma emissions of its granddaughters,  $^{214}\text{Pb}$  (295 and 351 keV) and  $^{214}\text{Bi}$  (609 keV). Excess  $^{210}\text{Pb}$  activities were determined by subtracting total  $^{210}\text{Pb}$  (46.5 keV) from that supported by  $^{226}\text{Ra}$ .

#### FORAMINIFERA

Foraminiferal samples (20 ml) were preserved in 70% alcohol and stained with rose Bengal to determine which specimens were alive or recently dead at the time of collection (Walton, 1952). Each 20-ml sample was washed over 710- $\mu\text{m}$  and 63- $\mu\text{m}$  sieves to remove silt and clay and coarse grained material. Foraminifera were separated from quartz sand by floatation with sodium polytungstate (Munsterman and Kerstholt, 1996). Samples were dried at 60°C and separated into aliquots using a microsplitter. Approximately 200 specimens per sample (unless the total number of specimens in the sample was less than 200) were picked from randomly selected squares on a gridded picking tray. Specimens were identified to the species level by comparison with published literature (e.g., Brönnimann and others, 1992; Jones, 1994; Loeblich and Tappan, 1994) including work undertaken previously in the SEL (Culver and others, 2012). Identifications were verified by comparison with collections housed in the Smithsonian Institution, Washington, D.C. Foraminiferal densities, species richness, and species composition were examined.

Q-mode cluster analysis (Mello and Buzas, 1968) of the data set composed of dead abundances (79 samples) was used to identify changes in foraminiferal assemblages through time and between cores. All taxa that made up 2% or more of the total abundance in any one sample were included in the analysis. Species proportions were transformed to 2 arc sin square root of

$p_i$ , where  $p_i$  is the proportion of the  $i$ th species within the sample (Bartlett, 1947). A cluster analysis of the transformed data was run on SYSTAT version 13.0 using Ward's linkage method and Euclidean distances. A similar analysis was run on the data set that included only live abundances. Many samples contained no live specimens and those that did contained relatively few; the cluster analysis, therefore, revealed no patterns within or between the three cores, so these results will not be discussed further. For the analysis run on the data set that included both live and dead abundances, the results were near identical to that of the analysis of dead taxa only, so they will also not be discussed further.

Species richness (S), density, and Fisher's alpha index were also analyzed throughout each core to evaluate foraminiferal assemblages. Fisher's alpha index was determined for the total assemblage (live + dead foraminifera). This index is the parameter of the log series distribution (Fisher and others, 1943). It is essentially the number of species expected with one individual.

#### SEDIMENTOLOGY

Sedimentological samples were first dried overnight at 50°C and soaked in 0.05% Calgon solution. They were then wet-sieved over 63- $\mu$ m sieves in order to separate the sand and mud fractions. The Ro-Tap method was used to separate the sand fraction. Sieves ranged from -2.0 to 4.0 phi in increments of 0.5 phi. Average grain size for each 2-cm interval was determined through weight percentages.

#### GEOCHEMISTRY: CARBON AND NITROGEN

Samples for bulk organic carbon and nitrogen stable isotope analyses were dried at 60°C over a period of three days at the Institute of Oceanography, Universiti Malaysia Terengganu before being transported to the United States for analysis. They were then homogenized using a

mortar and pestle. Approximately 1–5 g of sediment was placed in a desiccator overnight to remove excess moisture. After weighing the samples the following morning (initial mass), they were placed in a furnace for four hours at 550°C. They were then placed in a desiccator overnight and weighed the following morning (final mass). The percent LOI was calculated with the equation below (Dean, 1974) in order to determine the amount of sediment required for isotopic analysis of each sample.

$$\text{LOI (\%)} = ((\text{initial mass} - \text{final mass})/\text{initial mass}) \times 100$$

Dried sediment was then packed in an 8 x 5 mm silver capsule. Fifty microliters of deionized water was added to each silver capsule. To remove inorganic carbon, the 96-well plastic tray containing the samples was placed in a desiccator with a beaker containing 100 ml of 12M HCl for 8 hours. Samples were then dried at 60°C for an additional 6 hours. Samples were sent to the UC Davis Stable Isotope Facility for continuous flow isotope ratio mass spectroscopy (IRMS) of carbon ( $\delta^{13}\text{C}$ ) and nitrogen ( $\delta^{15}\text{N}$ ). Four samples of fish feed (two pellets and two fish heads) were prepared in the same manner and sent to Yale Earth System Center for Stable Isotopic Studies for analysis. Isotopic values are reported relative to international standards (Vienna PeeDee Belemnite for carbon and atmospheric nitrogen gas for nitrogen).

## RESULTS

### GEOCHRONOLOGY : $^{210}\text{Pb}$

Surface activity of  $^{210}\text{Pb}$  was highest (~8 dpm/g) at S43 compared to ~2 dpm/g at S40 and ~1 dpm/g at S9A (Fig. 4).  $^{210}\text{Pb}$  activity strongly reflects changes in grain size (e.g., He and Walling, 1996; Goodbred and Kuehl, 1998). Excess  $^{210}\text{Pb}$  values were corrected for grain size changes by dividing by the fraction of mud present in each sample (Fig. 5). Sediment

accumulation rates for S43 and S40 were then calculated from the corrected excess  $^{210}\text{Pb}$  values using the CF:CS model (Appleby and Oldfield, 1992). Due to the varying  $^{210}\text{Pb}$  profile of S9A, whether corrected for grain size or not, sediment accumulation rates and therefore ages could not be determined.

The  $^{210}\text{Pb}$  profile for the upper 30 cm of S43 (Fig.5) is near vertical and represents a mixed layer. The sediment accumulation rate ( $1.17 \pm 0.16$  cm/y) was calculated using excess  $^{210}\text{Pb}$  values between 30 and 72 cm. The 1970s, representing the onset of aquaculture in the SEL, are represented at a depth between 66 and 72 cm.

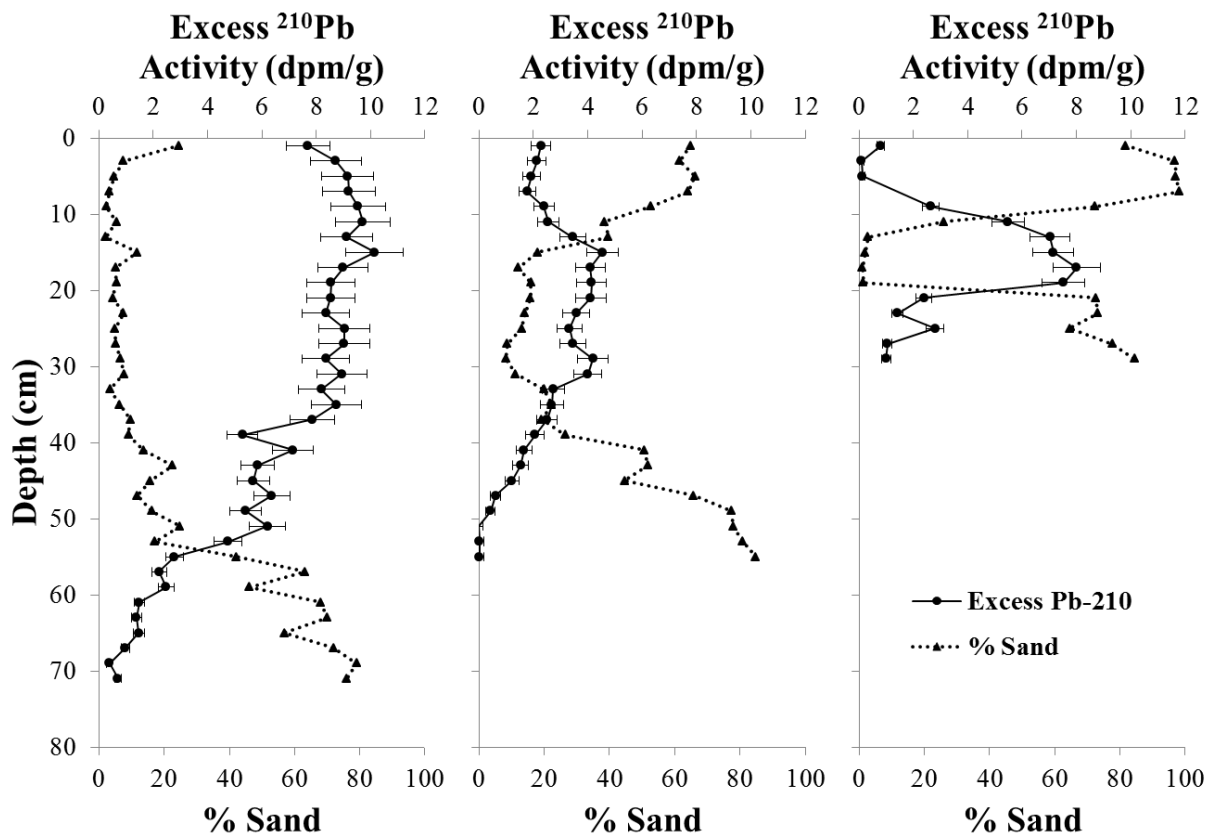


Figure 4. Down-core profiles of excess  $^{210}\text{Pb}$  activity and percent sand. Dashed horizontal lines on plots for S43 and S40 indicate 1975, the approximate year fish farming began in the SEL. Ages could not be determined for S9A.

In S40, the sediment accumulation rate ( $1.52 \pm 0.12$  cm/y) was calculated using excess  $^{210}\text{Pb}$  values from the top of the core down to 49 cm (Fig. 5). Below 49 cm, the profile for corrected values of  $^{210}\text{Pb}$  is near vertical. The 1970s are represented at a depth between 42 and 56 cm. In 2003, a second inlet that was located approximately 4 km south of the current inlet closed. The early 2000s are represented at a depth between 8 and 16 cm in core S40.

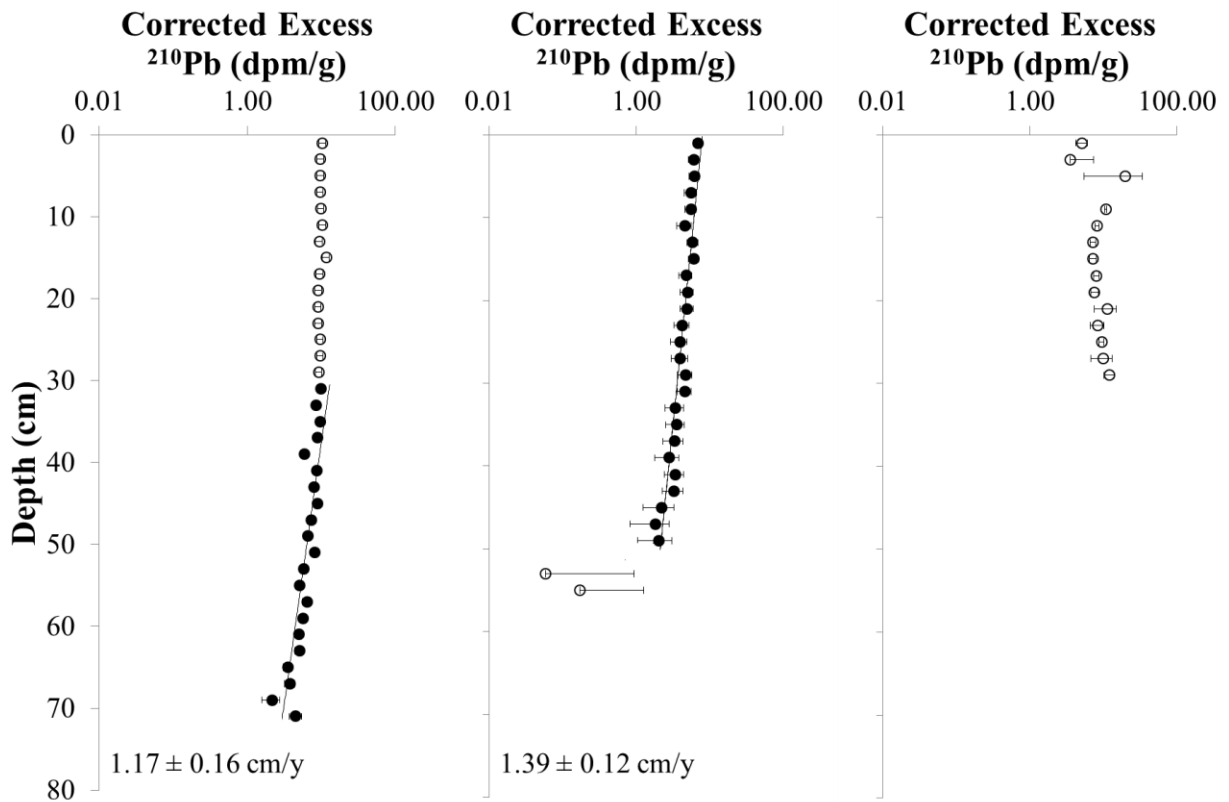


Figure 5. Downcore profiles of corrected  $^{210}\text{Pb}$  activities. Closed circles are samples used to calculate sediment accumulation rates.

#### FORAMINIFERA

A total of 104 foraminiferal taxa was identified within 79 samples. A dendrogram based on the cluster analysis of the dead abundances shows nine distinct groups of samples at a Euclidean distance of 0.3 (groups 2 and 3 are separated at a distance of 0.25) (Fig. 6). The nine

groups are referred to as thanatofacies 1–9. Thanatofacies 1–3 and thanatofacies 4–6 are most similar to each other; thanatofacies 7–9 are similar to each other but are distinct from thanatofacies 1–6.

Thanatofacies 1–3 are composed entirely of samples from core S40. Thanatofacies 1 contains 11 samples from the middle 22 cm (12–34 cm) of core S40. This thanatofacies contains 37 calcareous and 12 agglutinated taxa. *Ammonia* aff. *A. aoteana* (26%) and *Ammobaculites exiguus* (13%) are the two most abundant taxa (Table 2). Thanatofacies 2 is composed of the top six samples (0–12 cm) from core S40. Thirty-nine calcareous and eight agglutinated taxa comprise Thanatofacies 2. The most abundant taxa are *Ammonia* aff. *A. aoteana* (19%) and *Sagrinella lobata* (10%) (Table 2). Thanatofacies 3 contains 11 samples from the bottom 22 cm (34–56cm) of the S40 core. This thanatofacies contains 41 calcareous taxa and 10 agglutinated. *Ammonia* aff. *A. aoteana* (18%) and *Quinqueloculina* spp. (15%) are the two most abundant taxa (Table 2).

Thanatofacies 4–6 are composed entirely of samples from core S43. Thanatofacies 4 is composed of 14 samples that make up the bottom 28 cm (44–72 cm) of core S43. Forty-two calcareous taxa and eight agglutinated taxa comprise this thanatofacies. *Ammonia* aff. *A. aoteana* (45%) and *Rosalina globularis* (10%) are the most abundant taxa (Table 2). Thanatofacies 5 contains 10 samples that make up the middle (26–44 cm) of core S43 with one additional sample (18–20 cm). This thanatofacies is composed of 37 calcareous and 12 agglutinated taxa. The most abundant taxa are *Ammonia* aff. *A. aoteana* (46%) and *Ammobaculites exiguus* (12%) (Table 2). Thanatofacies 6 is composed of the top 12 samples (0–26 cm) from core S43 except for the sample from 18–20 cm. Thirty-two calcareous taxa and

twelve agglutinated taxa comprise this thanatofacies. The most abundant taxa are *Ammonia* aff. *A. aoteana* (35%) and *Ammobaculites exiguus* (31%) (Table 2).

Thanatofacies 7–9 are composed of samples from S9A. Thanatofacies 7 contains four samples from the bottom of the core and two additional samples from a shallower depth. All 10 taxa are agglutinated. The most abundant taxa are *Trochammina amnicola* (56%), *Ammotium directum* (16%), and *Ammobaculites exiguus* (14%) (Table 2). Thanatofacies 8 is composed of six samples, four of which come from the middle of the core, one from near the top, and one from near the bottom. Nine agglutinated taxa are present in this thanatofacies and the most abundant are *Trochammina amnicola* (29%), *Ammotium directum* (23%), and *Ammobaculites exiguus* (18%) (Table 2). Three samples near the top of the core comprise thanatofacies 9. The same nine agglutinated taxa present in thanatofacies 8 are present in thanatofacies 9.

*Miliammina fusca* (46%), *Ammotium directum* (31%), and *Trochammina amnicola* (12%) are the most abundant taxa in thanatofacies 9 (Table 2).

Patterns in foraminiferal densities (the calculated number of dead foraminifera/20 ml sample) are different throughout each core. In S43, the abundance of dead foraminifera (Fig. 7b) decreases through time from >40,000 at the bottom of the core to <300 near the top of the core. The number of dead specimens in S40 (Fig. 8b) decreases from the bottom of the core (56 cm) to ~32 cm and then increases to the top of the core. Dead abundances near the bottom of the core are >30,000 and even surpass 57,000 in one sample (44-46 cm). At 32 cm, the number of dead foraminifera is <3000. Near the top of the core, abundances are closer to 30,000 with one sample (8–10 cm) >53,000. In S9A, the only site where aquaculture had been abandoned prior to coring, dead abundances (Fig. 9b) are greatest (>1200) in the bottom 8 cm of the core and in the top 2 cm. At 6-8 cm and 16-18 cm, abundances are <20.



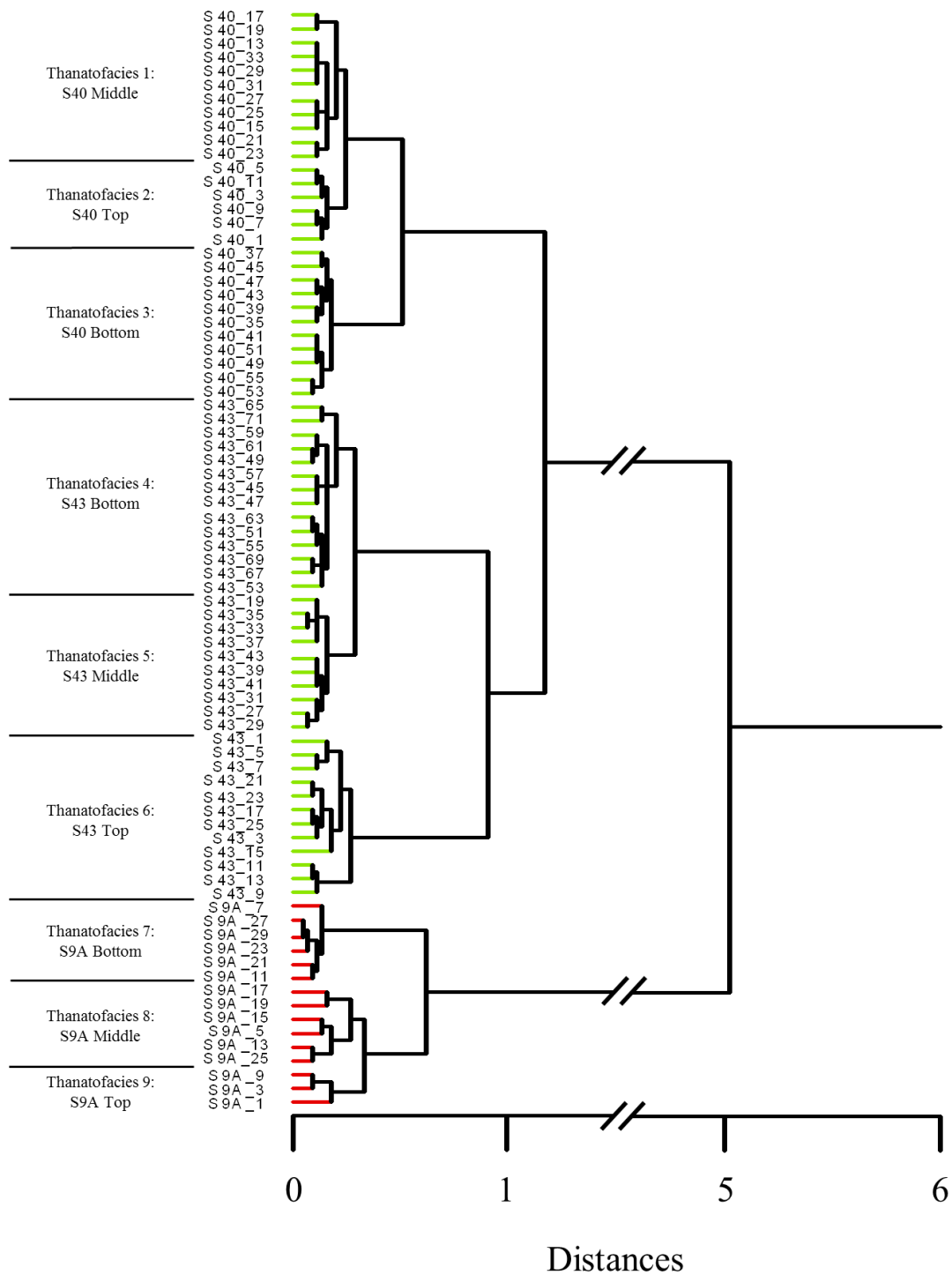


Figure 6. Cluster analysis dendrogram of dead foraminiferal assemblages. Nine thanatofacies (1–9) are recognized. The three cores are distinguished from each other and all three have three thanatofacies. Cores S40 and S43 are more similar to each other than to core S9A.

Table 2. Mean percent abundance of taxa in each thanatofacies defined by cluster analysis of all dead taxa comprising 2% or more of the assemblage in at least one sample.

| <b>Facies 1: S40 Middle</b>                | <b>Mean</b> | <b>Facies 2: S40 Top</b>                   | <b>Mean</b> | <b>Facies 3: S40 Bottom</b>                | <b>Mean</b> |
|--|-------------|--|-------------|--|-------------|
| 11 samples, 49 taxa                        | %           | 6 samples, 47 taxa                         | %           | 11 samples, 51 taxa                        | %           |
| <i>Ammonia</i> aff. <i>A. aoteana</i>      | 25.66       | <i>Ammonia</i> aff. <i>A. aoteana</i>      | 19.13       | <i>Ammonia</i> aff. <i>A. aoteana</i>      | 17.51       |
| <i>Ammobaculites exiguus</i>               | 12.90       | <i>Sagrinella lobata</i>                   | 9.63        | <i>Quinqueloculina</i> spp.                | 14.84       |
| <i>Gavelinopsis praegeri</i>               | 7.53        | <i>Ammobaculites exiguus</i>               | 8.49        | <i>Rosalina globularis</i>                 | 8.03        |
| <i>Rosalina globularis</i>                 | 6.34        | <i>Bolivina</i> spp.                       | 7.39        | <i>Reussella pulchra</i>                   | 6.57        |
| <i>Quinqueloculina</i> spp.                | 6.08        | <i>Reussella pulchra</i>                   | 7.14        | <i>Gavelinopsis praegeri</i>               | 6.26        |
| indeterminate rotaliids                    | 5.69        | <i>Rosalina globularis</i>                 | 5.08        | <i>Sagrinella lobata</i>                   | 6.24        |
| <i>Sagrinella lobata</i>                   | 5.24        | indeterminate rotaliids                    | 5.07        | <i>Bolivina</i> spp.                       | 5.04        |
| <i>Reussella pulchra</i>                   | 3.93        | <i>Gavelinopsis praegeri</i>               | 5.03        | <i>Sagrina zanzibarica</i>                 | 3.86        |
| <i>Bolivina</i> spp.                       | 3.72        | <i>Quinqueloculina</i> spp.                | 4.96        | indeterminate rotaliids                    | 3.75        |
| <i>Schackoinella globosa</i>               | 3.18        | <i>Sagrina zanzibarica</i>                 | 3.80        | <i>Ammobaculites exiguus</i>               | 3.16        |
| <i>Nonion</i> sp. B                        | 2.75        | <i>Cibicides</i> cf. <i>C. fletcheri</i>   | 3.14        | <i>Amphistegina lessonii</i>               | 1.71        |
| <i>Sagrina zanzibarica</i>                 | 1.80        | <i>Ammotium morenoi</i>                    | 2.60        | <i>Peneroplis pertusus</i>                 | 1.66        |
| <i>Cibicides</i> cf. <i>C. fletcheri</i>   | 1.40        | <i>Schackoinella globosa</i>               | 2.48        | <i>Cibicides</i> sp. 1                     | 1.46        |
| <i>Cibicides</i> sp. 1                     | 1.28        | <i>Cibicides</i> sp. 1                     | 1.78        | <i>Spirolina cylindracea</i>               | 1.38        |
| <i>Elphidium</i> cf. <i>E. reticulosum</i> | 1.06        | <i>Elphidium</i> cf. <i>E. simplex</i>     | 1.68        | <i>Planorbulina acervalis</i>              | 1.33        |
| <i>Amphistegina lessonii</i>               | 1.02        | <i>Amphistegina lessonii</i>               | 1.57        | <i>Cibicides</i> cf. <i>C. fletcheri</i>   | 1.27        |
| <i>Bolivina striatula</i>                  | 0.89        | <i>Reussella spinulosa</i>                 | 0.89        | <i>Cibicides</i> sp. 2                     | 1.24        |
| <i>Elphidium</i> cf. <i>E. simplex</i>     | 0.82        | <i>Nonion</i> sp. B                        | 0.75        | <i>Nonion</i> sp. B                        | 1.22        |
| <i>Caronia exilis</i>                      | 0.74        | <i>Bolivina striatula</i>                  | 0.62        | <i>Dyocibicides primitivus</i>             | 1.03        |
| <i>Murrayinella murrayi</i>                | 0.67        | <i>Elphidium</i> sp. L                     | 0.61        | <i>Quinqueloculina</i> sp. 3               | 1.01        |
| <i>Spirolina cylindracea</i>               | 0.64        | <i>Caronia exilis</i>                      | 0.58        | <i>Elphidium</i> cf. <i>E. simplex</i>     | 0.99        |
| <i>Ammotium morenoi</i>                    | 0.60        | <i>Murrayinella murrayi</i>                | 0.51        | <i>Murrayinella murrayi</i>                | 0.86        |
| <i>Asterigerinata</i> sp. A                | 0.60        | <i>Asterigerinata</i> sp. A                | 0.50        | <i>Elphidium</i> cf. <i>E. reticulosum</i> | 0.79        |
| <i>Paratrochammina stoeni</i>              | 0.45        | <i>Pararotalia nipponica</i>               | 0.48        | <i>Elphidium</i> spp.                      | 0.66        |
| <i>Elphidium</i> spp.                      | 0.40        | <i>Elphidium</i> cf. <i>E. neosimplex</i>  | 0.48        | <i>Nonion</i> sp. A                        | 0.65        |
| <i>Dyocibicides primitivus</i>             | 0.40        | <i>Trochammina</i> sp. E                   | 0.47        | <i>Pararotalia nipponica</i>               | 0.60        |
| <i>Cibicides</i> sp. 2                     | 0.39        | <i>Cibicides</i> sp. 2                     | 0.45        | <i>Asterorotalia pulchella</i>             | 0.55        |
| <i>Trochammina</i> sp. E                   | 0.38        | <i>Elphidium</i> cf. <i>E. reticulosum</i> | 0.37        | <i>Schackoinella globosa</i>               | 0.52        |
| <i>Elphidium</i> sp. 4                     | 0.30        | <i>Elphidium</i> spp.                      | 0.35        | <i>Bolivina striatula</i>                  | 0.51        |
| <i>Nonion</i> sp. A                        | 0.29        | <i>Elphidium</i> sp. 4                     | 0.35        | <i>Agglutinella</i> sp. A                  | 0.51        |
| <i>Trochammina amnicola</i>                | 0.24        | <i>Trochammina amnicola</i>                | 0.34        | <i>Elphidium advenum</i> s.l.              | 0.49        |
| <i>Planorbulina acervalis</i>              | 0.24        | <i>Paratrochammina stoeni</i>              | 0.30        | <i>Bolivina</i> sp. 8                      | 0.43        |
| <i>Quinqueloculina</i> sp. 3               | 0.24        | <i>Cibicides</i> sp. 4                     | 0.30        | <i>Reussella spinulosa</i>                 | 0.41        |
| <i>Elphidium advenum</i> s.l.              | 0.24        | <i>Dyocibicides primitivus</i>             | 0.28        | <i>Elphidium</i> sp. 4                     | 0.41        |
| <i>Reussella spinulosa</i>                 | 0.21        | <i>Planorbulina acervalis</i>              | 0.28        | <i>Elphidium</i> sp. Q                     | 0.38        |
| <i>Asterorotalia pulchella</i>             | 0.21        | <i>Asterorotalia pulchella</i>             | 0.28        | <i>Elphidium</i> cf. <i>E. neosimplex</i>  | 0.36        |
| <i>Nonion</i> sp. C                        | 0.20        | <i>Nonion</i> sp. C                        | 0.26        | <i>Nonion</i> sp. C                        | 0.36        |
| <i>Peneroplis pertusus</i>                 | 0.20        | <i>Spirolina cylindracea</i>               | 0.20        | <i>Elphidium indicum</i>                   | 0.29        |
| <i>Siphotrochammina lobata</i>             | 0.15        | <i>Quinqueloculina</i> sp. 3               | 0.20        | <i>Cibicides</i> sp. 4                     | 0.26        |
| <i>Pararotalia nipponica</i>               | 0.14        | <i>Siphotrochammina lobata</i>             | 0.20        | <i>Asterigerinata</i> sp. A                | 0.24        |
| <i>Elphidium</i> cf. <i>E. neosimplex</i>  | 0.14        | indeterminate textulariids                 | 0.19        | <i>Pseudorotalia schroeteriana</i>         | 0.23        |
| " <i>Trochammina ochracea</i> "            | 0.14        | <i>Bolivina</i> sp. 8                      | 0.18        | <i>Elphidium</i> sp. L                     | 0.23        |
| <i>Haplophragmoides wilberti</i>           | 0.14        | <i>Miliammina fusca</i>                    | 0.18        | indeterminate agglutinated                 | 0.19        |
| <i>Bolivina</i> sp. 8                      | 0.10        | <i>Nonion</i> sp. A                        | 0.16        | <i>Ammotium morenoi</i>                    | 0.14        |
| <i>Elphidium hyalocostatum</i>             | 0.06        | <i>Elphidium advenum</i> s.l.              | 0.10        | <i>Nonionella</i> sp. A                    | 0.10        |
| <i>Cibicides</i> sp. 4                     | 0.05        | <i>Peneroplis pertusus</i>                 | 0.10        | <i>Paratrochammina stoeni</i>              | 0.05        |
| indeterminate textulariids                 | 0.05        | <i>Elphidium</i> sp. Q                     | 0.08        | <i>Trochammina amnicola</i>                | 0.05        |
| <i>Agglutinella</i> sp. A                  | 0.05        |  |             | <i>Haplophragmoides wilberti</i>           | 0.05        |
| <i>Ammotium directum</i>                   | 0.05        |  |             | <i>Siphotrochammina lobata</i>             | 0.05        |
|  |             |  |             | " <i>Trochammina ochracea</i> "            | 0.04        |
|  |             |  |             | <i>Caronia exilis</i>                      | 0.04        |

Table 2. (continued)

| <b>Facies 4: S43 Bottom</b>                | <b>Mean</b> | <b>Facies 5: S43 Middle</b>                | <b>Mean</b> | <b>Facies 6: S43 Top</b>                   | <b>Mean</b> |
|--|-------------|--|-------------|--|-------------|
| 14 samples, 50 taxa                        | %           | 10 samples, 49 taxa                        | %           | 12 samples, 44 taxa                        | %           |
| <i>Ammonia</i> aff. <i>A. aoteana</i>      | 44.50       | <i>Ammonia</i> aff. <i>A. aoteana</i>      | 45.67       | <i>Ammonia</i> aff. <i>A. aoteana</i>      | 35.31       |
| <i>Rosalina globularis</i>                 | 9.54        | <i>Ammobaculites exiguus</i>               | 12.13       | <i>Ammobaculites exiguus</i>               | 30.84       |
| <i>Quinqueloculina</i> spp.                | 5.27        | <i>Rosalina globularis</i>                 | 7.46        | <i>Sagrinella lobata</i>                   | 4.38        |
| <i>Ammobaculites exiguus</i>               | 4.35        | <i>Quinqueloculina</i> spp.                | 5.27        | <i>Paratrochammina stoeni</i>              | 3.30        |
| <i>Sagrinella lobata</i>                   | 4.29        | indeterminate rotaliids                    | 4.33        | " <i>Trochammina ochracea</i> "            | 2.98        |
| indeterminate rotaliids                    | 3.57        | <i>Sagrinella lobata</i>                   | 3.88        | <i>Gavelinopsis praegeri</i>               | 2.88        |
| <i>Reussella pulchra</i>                   | 3.53        | <i>Bolivina</i> spp.                       | 2.41        | indeterminate rotaliids                    | 2.73        |
| <i>Bolivina</i> spp.                       | 3.12        | <i>Gavelinopsis praegeri</i>               | 2.02        | <i>Trochammina</i> sp. E                   | 2.62        |
| <i>Sagrina zanzibarica</i>                 | 2.59        | <i>Sagrina zanzibarica</i>                 | 1.78        | <i>Rosalina globularis</i>                 | 2.18        |
| <i>Nonion</i> sp. B                        | 2.46        | <i>Reussella pulchra</i>                   | 1.68        | <i>Quinqueloculina</i> spp.                | 1.89        |
| <i>Murrayinella murrayi</i>                | 1.51        | <i>Nonion</i> sp. B                        | 1.62        | <i>Bolivina</i> spp.                       | 1.05        |
| <i>Gavelinopsis praegeri</i>               | 1.37        | <i>Cibicides</i> sp. 1                     | 1.35        | <i>Ammotium morenoi</i>                    | 1.02        |
| <i>Bolivina striatula</i>                  | 1.28        | <i>Trochammina</i> sp. E                   | 1.31        | <i>Reussella pulchra</i>                   | 0.95        |
| <i>Cibicides</i> sp. 1                     | 1.08        | <i>Schackoinella globosa</i>               | 0.97        | <i>Nonion</i> sp. B                        | 0.85        |
| <i>Schackoinella globosa</i>               | 0.96        | <i>Murrayinella murrayi</i>                | 0.83        | <i>Sagrina zanzibarica</i>                 | 0.58        |
| <i>Pseudorotalia schroeteriana</i>         | 0.92        | " <i>Trochammina ochracea</i> "            | 0.81        | <i>Schackoinella globosa</i>               | 0.47        |
| <i>Elphidium</i> sp. 4                     | 0.70        | <i>Elphidium</i> cf. <i>E. reticulosum</i> | 0.79        | <i>Cibicides</i> sp. 1                     | 0.47        |
| <i>Nonion</i> sp. C                        | 0.37        | <i>Bolivina striatula</i>                  | 0.59        | <i>Trochammina amnicola</i>                | 0.42        |
| <i>Elphidium</i> cf. <i>E. simplex</i>     | 0.60        | <i>Paratrochammina stoeni</i>              | 0.52        | <i>Siphotrochammina lobata</i>             | 0.41        |
| <i>Cibicides</i> cf. <i>C. fletcheri</i>   | 0.51        | <i>Nonion</i> sp. C                        | 0.46        | <i>Elphidium</i> cf. <i>E. reticulosum</i> | 0.40        |
| <i>Elphidium</i> cf. <i>E. reticulosum</i> | 0.51        | <i>Elphidium</i> spp.                      | 0.37        | <i>Elphidium hyalocostatum</i>             | 0.37        |
| <i>Planorbulina acervalis</i>              | 0.47        | <i>Elphidium</i> cf. <i>E. simplex</i>     | 0.36        | <i>Elphidium</i> cf. <i>E. simplex</i>     | 0.35        |
| <i>Amphistegina lessonii</i>               | 0.46        | <i>Trochammina amnicola</i>                | 0.30        | <i>Cibicides</i> cf. <i>C. fletcheri</i>   | 0.31        |
| <i>Cibicides</i> sp. 4                     | 0.44        | <i>Ammotium morenoi</i>                    | 0.27        | <i>Amphistegina lessonii</i>               | 0.29        |
| <i>Peneroplis pertusus</i>                 | 0.43        | <i>Cibicides</i> sp. 2                     | 0.25        | <i>Murrayinella murrayi</i>                | 0.29        |
| <i>Elphidium</i> spp.                      | 0.34        | <i>Elphidium hyalocostatum</i>             | 0.24        | indeterminate agglutinated                 | 0.27        |
| <i>Quinqueloculina</i> sp. 3               | 0.34        | <i>Amphistegina lessonii</i>               | 0.24        | <i>Agglutinella</i> sp. A                  | 0.27        |
| <i>Cibicides</i> sp. 2                     | 0.32        | <i>Peneroplis pertusus</i>                 | 0.20        | <i>Caronia exilis</i>                      | 0.23        |
| <i>Agglutinella</i> sp. A                  | 0.31        | <i>Elphidium indicum</i>                   | 0.20        | <i>Pseudorotalia schroeteriana</i>         | 0.22        |
| <i>Asterorotalia pulchella</i>             | 0.28        | <i>Dyocibicides primitivus</i>             | 0.19        | <i>Miliammina fusca</i>                    | 0.19        |
| <i>Trochammina</i> sp. E                   | 0.26        | <i>Ammotium directum</i>                   | 0.14        | <i>Ammotium directum</i>                   | 0.19        |
| <i>Spirolina cylindracea</i>               | 0.25        | <i>Pseudorotalia schroeteriana</i>         | 0.14        | <i>Elphidium</i> spp.                      | 0.18        |
| <i>Reussella spinulosa</i>                 | 0.24        | <i>Elphidium</i> sp. 4                     | 0.14        | <i>Elphidium</i> cf. <i>E. neosimplex</i>  | 0.18        |
| <i>Nonion</i> sp. A                        | 0.22        | <i>Cibicides</i> cf. <i>C. fletcheri</i>   | 0.14        | <i>Nonion</i> sp. C                        | 0.16        |
| <i>Trochammina amnicola</i>                | 0.22        | <i>Caronia exilis</i>                      | 0.10        | <i>Asterigerinata</i> sp. A                | 0.16        |
| <i>Ammotium morenoi</i>                    | 0.22        | <i>Elphidium advenum</i> s.l.              | 0.10        | <i>Elphidium advenum</i> s.l.              | 0.13        |
| " <i>Trochammina ochracea</i> "            | 0.22        | <i>Quinqueloculina</i> sp. 3               | 0.10        | <i>Asterorotalia pulchella</i>             | 0.09        |
| <i>Pararotalia nipponica</i>               | 0.21        | indeterminate agglutinated                 | 0.10        | <i>Elphidium indicum</i>                   | 0.09        |
| <i>Elphidium advenum</i> s.l.              | 0.20        | <i>Pararotalia nipponica</i>               | 0.08        | <i>Elphidium</i> sp. 4                     | 0.08        |
| <i>Nonionella</i> sp. A                    | 0.17        | <i>Siphotrochammina lobata</i>             | 0.05        | <i>Pararotalia nipponica</i>               | 0.05        |
| <i>Dyocibicides primitivus</i>             | 0.17        | <i>Reussella spinulosa</i>                 | 0.05        | <i>Dyocibicides primitivus</i>             | 0.04        |
| <i>Elphidium indicum</i>                   | 0.14        | <i>Cibicides</i> sp. 4                     | 0.05        | <i>Bolivina striatula</i>                  | 0.04        |
| <i>Paratrochammina stoeni</i>              | 0.14        | <i>Asterigerinata</i> sp. A                | 0.05        | <i>Quinqueloculina</i> sp. 3               | 0.04        |
| indeterminate agglutinated                 | 0.14        | <i>Agglutinella</i> sp. A                  | 0.05        | <i>Cibicides</i> sp. 2                     | 0.04        |
| <i>Elphidium</i> sp. Q                     | 0.11        | <i>Elphidium</i> sp. L                     | 0.04        |  |             |
| <i>Elphidium</i> sp. L                     | 0.11        | <i>Elphidium</i> sp. Q                     | 0.04        |  |             |
| <i>Elphidium</i> cf. <i>E. neosimplex</i>  | 0.11        | <i>Planorbulina acervalis</i>              | 0.04        |  |             |
| <i>Asterigerinata</i> sp. A                | 0.06        | <i>Haplophragmoides wilberti</i>           | 0.04        |  |             |
| <i>Bolivina</i> sp. 8                      | 0.04        | <i>Nonion</i> sp. A                        | 0.04        |  |             |
| <i>Caronia exilis</i>                      | 0.03        |  |             |  |             |

Table 2. (continued)

| <b>Facies 7: S9A Bottom</b>      | <b>Mean</b> | <b>Facies 8: S9A Middle</b>      | <b>Mean</b> | <b>Facies 9: S9A Top</b>         | <b>Mean</b> |
|----------------------------------|-------------|----------------------------------|-------------|----------------------------------|-------------|
| 6 samples, 10 taxa               | %           | 6 samples, 9 taxa                | %           | 3 samples, 9 taxa                | %           |
| <i>Trochammina amnicola</i>      | 55.60       | <i>Trochammina amnicola</i>      | 28.62       | <i>Miliammina fusca</i>          | 46.37       |
| <i>Ammotium directum</i>         | 16.02       | <i>Ammotium directum</i>         | 23.24       | <i>Ammotium directum</i>         | 30.85       |
| <i>Ammobaculites exiguus</i>     | 14.48       | <i>Ammobaculites exiguus</i>     | 17.88       | <i>Trochammina amnicola</i>      | 11.96       |
| indeterminate agglutinated       | 6.44        | <i>Miliammina fusca</i>          | 11.10       | <i>Ammobaculites exiguus</i>     | 5.96        |
| <i>Ammotium morenoi</i>          | 6.30        | <i>Ammotium morenoi</i>          | 5.97        | <i>Ammotium morenoi</i>          | 2.52        |
| <i>Miliammina fusca</i>          | 0.62        | <i>Siphotrochammina lobata</i>   | 4.62        | indeterminate agglutinated       | 0.98        |
| <i>Siphotrochammina lobata</i>   | 0.26        | " <i>Trochammina ochracea</i> "  | 4.14        | <i>Siphotrochammina lobata</i>   | 0.69        |
| <i>Haplophragmoides wilberti</i> | 0.11        | indeterminate agglutinated       | 3.76        | " <i>Trochammina ochracea</i> "  | 0.46        |
| <i>Paratrochammina stoeni</i>    | 0.09        | <i>Haplophragmoides wilberti</i> | 0.66        | <i>Haplophragmoides wilberti</i> | 0.22        |
| " <i>Trochammina ochracea</i> "  | 0.09        |                                  |             |                                  |             |

In core S43, the agglutinated taxa *Paratrochammina stoeni*, "*Trochammina ochracea*," and *Trochammina* sp. E are more consistently present and more abundant in the top of the core, especially in Thanatofacies 6 (Fig. 7b). The number of specimens of *Ammobaculites exiguus* also increases towards the top of the core in Thanatofacies 6. *Ammonia* aff. *A. aoteana* shows an up-core decreasing trend in Thanatofacies 6. The calcareous taxon *Rosalina globularis* is more abundant in the middle and bottom of the core, in Thanatofacies 5 and 4.

In core S40, agglutinated taxon *Ammobaculites exiguus* is more abundant in Thanatofacies 1 and 2 (middle and top of core) (Fig. 8b). Similarly, *Ammotium morenoi* is more abundant in the top half of the core (upper part of Thanatofacies 1 and all of Thanatofacies 2). Miliolids (*Quinqueloculina* spp.) are more abundant at the bottom of the core in Thanatofacies 3.

In core S9A, *Miliammina fusca* is more abundant in the middle and top of the core in Thanatofacies 8 and 9 and most abundant in the top sample of the core (Fig. 9b). *Trochammina amnicola* is more abundant in the bottom and middle of the core in Thanatofacies 7 and 8. Patterns for other species are difficult to extract.

The calculated abundances of live foraminifera/20 ml have different patterns throughout each core as well. In all three cores, the numbers of live specimens were small relative to the numbers of dead specimens. In S43, live specimens extend down-core to 42 cm (Fig. 7a; Table

3). The total number of live specimens is <60 between 4 and 42 cm, except at 20–22 cm, where the live abundance is >200. The top sample has a live abundance >300.

In S40, live specimens extend down-core to 34 cm (Fig. 8a; Table 3), although not every sample between 0 and 34 cm contains live specimens. At 34 cm, the number of live specimens is <75. Within the top 12 cm, live abundances are >140, and exceed 1200 at 8–10 cm.

In S9A, live specimens extend to the bottom (30 cm) of the core (Fig. 9a; Table 3). Live abundances are >70 in the bottom three samples (24–30 cm) and range from 2–64 in the samples between 2 and 24 cm. The top sample contains the greatest number of live foraminifera (>860). It is difficult to extract patterns amongst individual species because live abundances are low.

#### *Species Richness*

Species richness (of dead assemblage) decreases slightly up-core in cores S43 and S40 and does not show any trend in core S9A (Figs. 7–9). Core S40 contains the greatest average number of dead species per sample (34). The average number of dead species per sample in S43 is 27 and the average of 7 for S9A is the lowest.

In S43 and S40, the greatest number of live species is near the top of these cores. The number of live species near the top of S43 is nine and decreases down-core (Fig. 7a; Table 3). The number of live species varies between 0 and 3 throughout most of S40, with no live species below 34 cm (Fig. 8a; Table 3). The number of live species varies between 1 and 6 throughout the entire S9A core (Fig. 9a; Table 3).

#### *Fisher's Alpha ( $\alpha$ )*

Fisher's alpha values (of total assemblage) follow similar trends up-core as the species richness of the dead assemblage (Fig. 10; Table 4). In core S43, alpha decreases up-core. The average alpha value for the samples in Thanatofacies 4 (bottom of core) is 10.46. The

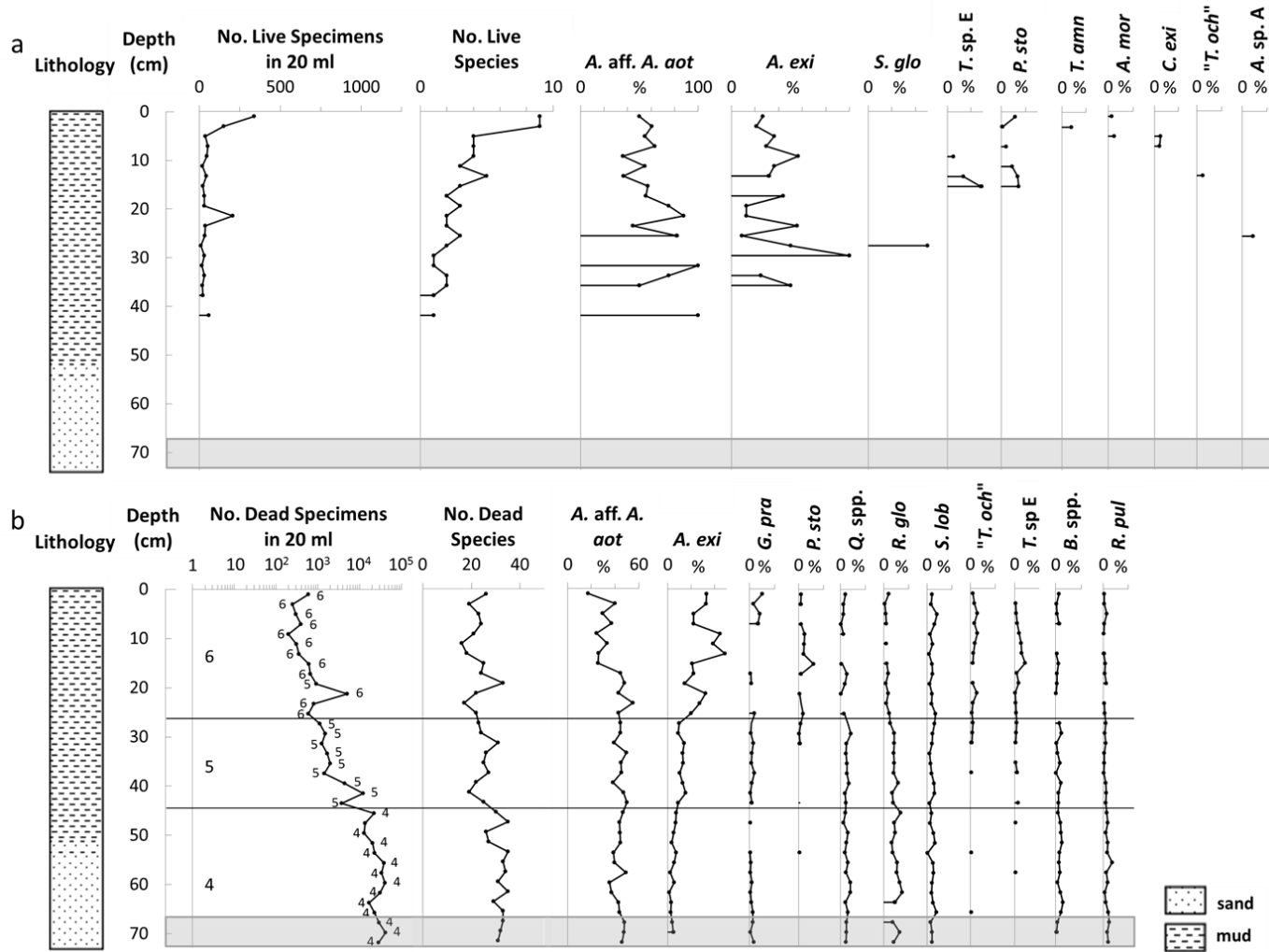


Figure 7. Relative abundance of all taxa comprising 5% or more of the live assemblage (a) and of the dead assemblage (b) in core S43. Numbers on No. Dead Specimens in 20 ml plot represent cluster groups and are separated by solid horizontal lines. The one sample (18-20 cm) that does not cluster with samples from similar depths is noted in the text. Key to abbreviated taxon names given in Appendix A. Shaded regions represent the 1970s.

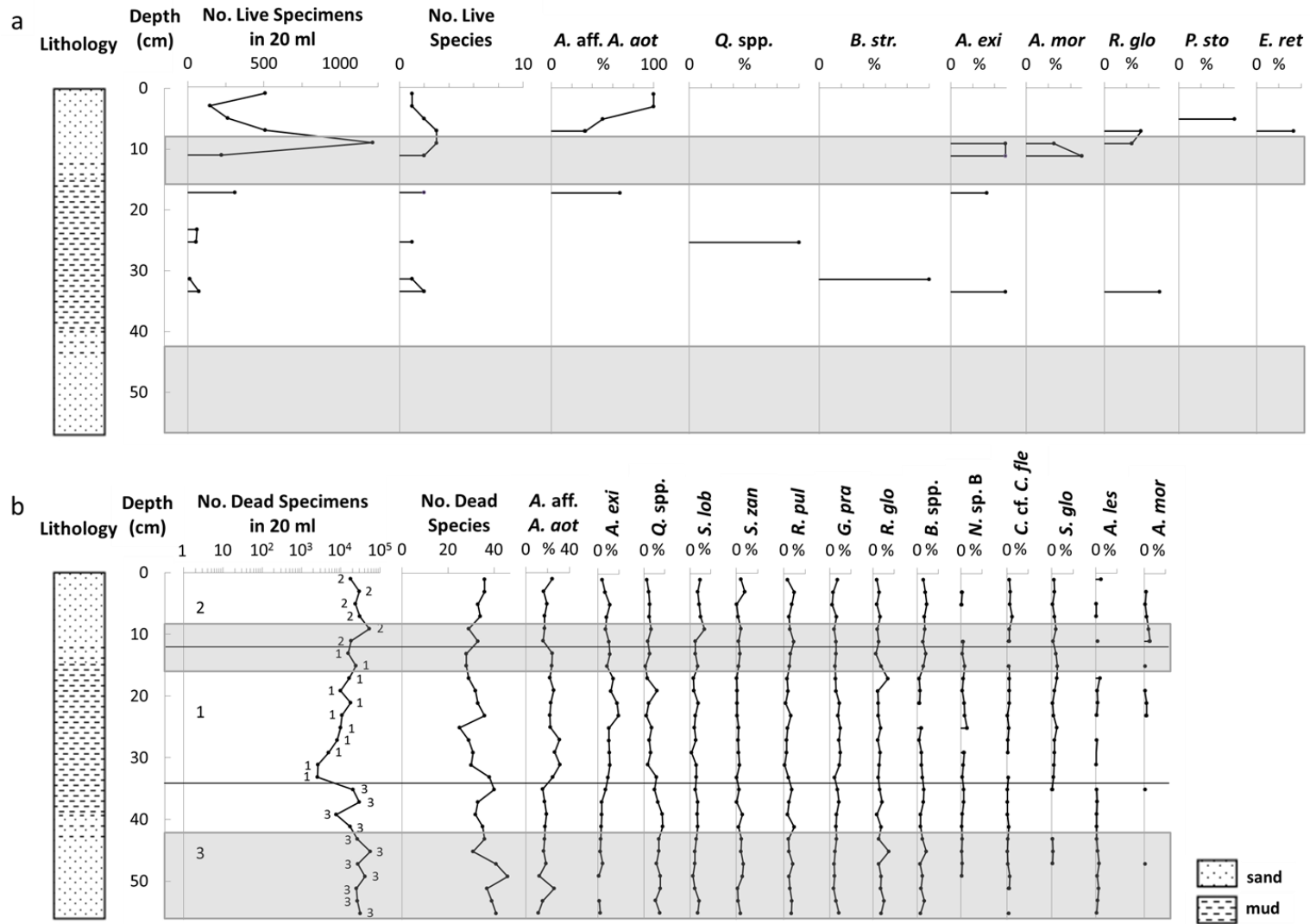


Figure 8. Relative abundance of all taxa comprising 5% or more of the live assemblage (a) and of the dead assemblage (b) in core S40. Numbers on No. Dead Specimens in 20 ml plot represent cluster groups and are separated by solid horizontal lines. Key to abbreviated taxon names given in Appendix A. Shaded regions at the bottom of the core represent the 1970s. Shaded regions between 8 and 16 cm represent the early 2000s.




Figure 9. Relative abundance of all taxa comprising 5% or more of the live assemblage (a) and of the dead assemblage (b) in core S9A. Numbers on No. Dead Specimens in 20 ml plot represent cluster groups. Dashed lines separate cluster groups, although groups are not as distinct as those in S43 and S40. Samples that do not cluster with samples from similar depths are discussed in the text. Key to abbreviated taxon names given in Appendix A.



average alpha value for the samples in Thanatofacies 5 (middle of core) is 7.63. The average alpha value for the samples in Thanatofacies 6 (top of core) is 6.22. In core S40, Thanatofacies 3 (bottom of core) has a higher average alpha value (13.21) than Thanatofacies 1 (middle of core) (10.43) and Thanatofacies 2 (top of core) (11.45). In core S9A, alpha values are lower than those in S43 and S40. Thanatofacies 9 (bottom of core) and Thanatofacies 7 (top of core) have similar average alpha values (1.44 and 1.41 respectively). The average alpha value for Thanatofacies 8 (middle of core) is slightly higher at 2.19. The higher values in Thanatofacies 8 correspond to a low number of individuals per 20 ml of sample (Fig. 9b).

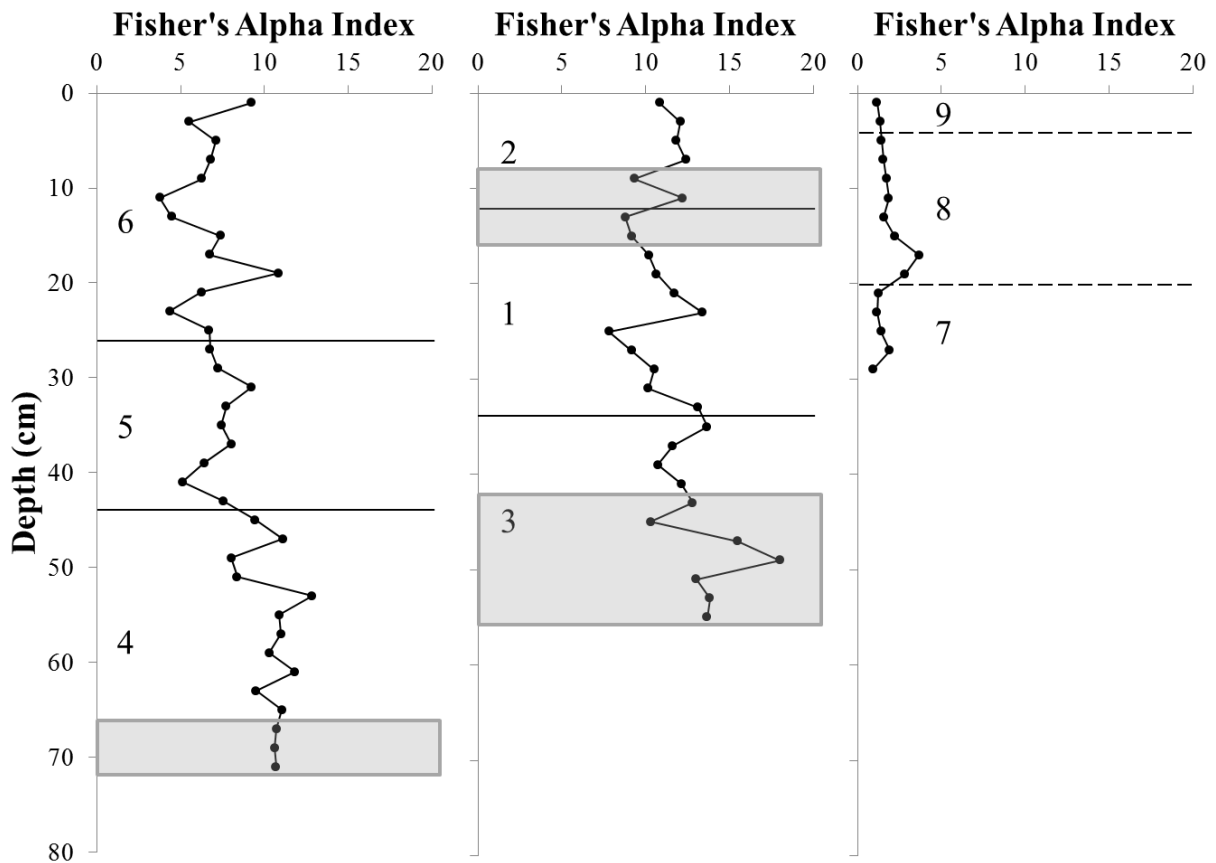


Figure 10. Down-core profiles of Fisher's alpha index. Cluster groups are separated by solid horizontal lines for S43 and S40 and dashed horizontal lines (representing less distinct grouping) for S9A. Shaded regions at the bottom of the cores represent the 1970s. The shaded region between 8 and 16 cm for S40 represents the early 2000s.

Table 3. Values for various assemblage characteristics for each sample. CG, cluster group (thanatofacies); nT, total number of foraminifera picked; nD, number of dead foraminifera picked; nL, number of live foraminifera picked; NT, total number of foraminifera/20 ml of sediment; ND, number of dead foraminifera/20 ml of sediment; NL, number of live foraminifera/20 ml of sediment; % live; ST, total number of species; SD, number of dead species; SL, number of live species;  $\alpha$ , Fisher's alpha for total assemblage; STt, total number of textulariid species; STc, total number of calcareous species; SDt, number of dead textulariid species; SDc, number of dead calcareous species; SLt, number of live textulariid species; SLc, number of live calcareous species; T%t, percent of textulariid specimens in total assemblage; T%c, percent of calcareous specimens in total assemblage; D%t, percent of textulariid specimens in dead assemblage; D%c, percent of calcareous specimens in dead assemblage; L%t, percent of textulariid specimens in live population; L%c, percent of calcareous specimens in live population.

| S43 Sample Depth (cm) | CG | nT  | nD  | nL | NT    | ND    | NL  | % live | ST | SD | SL | $\alpha$ | STt | STc | SDt | SDc | SLt | SLc | T%t | T%c | D%t | D%c | L%t | L%c |
|-----------------------|----|-----|-----|----|-------|-------|-----|--------|----|----|----|----------|-----|-----|-----|-----|-----|-----|-----|-----|-----|-----|-----|-----|
| 1                     | 6  | 165 | 105 | 60 | 929   | 591   | 338 | 36     | 27 | 26 | 9  | 9.2      | 8   | 19  | 7   | 19  | 5   | 4   | 42  | 58  | 41  | 59  | 45  | 55  |
| 3                     | 6  | 201 | 125 | 76 | 402   | 250   | 152 | 38     | 20 | 19 | 9  | 5.5      | 8   | 12  | 8   | 11  | 3   | 6   | 38  | 62  | 43  | 57  | 30  | 70  |
| 5                     | 6  | 202 | 180 | 22 | 333   | 297   | 36  | 11     | 24 | 23 | 4  | 7.1      | 7   | 17  | 6   | 17  | 3   | 1   | 32  | 68  | 31  | 69  | 45  | 55  |
| 7                     | 6  | 225 | 198 | 27 | 450   | 396   | 54  | 12     | 25 | 24 | 4  | 6.8      | 6   | 19  | 5   | 19  | 3   | 1   | 31  | 69  | 30  | 70  | 37  | 63  |
| 9                     | 6  | 203 | 164 | 39 | 246   | 199   | 47  | 19     | 22 | 21 | 4  | 6.3      | 11  | 11  | 11  | 10  | 2   | 2   | 66  | 34  | 66  | 34  | 62  | 38  |
| 11                    | 6  | 198 | 187 | 11 | 324   | 306   | 18  | 6      | 16 | 16 | 3  | 3.8      | 7   | 9   | 7   | 9   | 2   | 1   | 55  | 45  | 55  | 45  | 45  | 55  |
| 13                    | 6  | 198 | 176 | 22 | 396   | 352   | 44  | 11     | 18 | 18 | 5  | 4.5      | 12  | 6   | 12  | 6   | 4   | 1   | 68  | 32  | 69  | 31  | 64  | 36  |
| 15                    | 6  | 210 | 203 | 7  | 630   | 609   | 21  | 3      | 25 | 25 | 3  | 7.4      | 7   | 18  | 7   | 18  | 2   | 1   | 45  | 55  | 45  | 55  | 43  | 57  |
| 17                    | 6  | 199 | 190 | 9  | 703   | 671   | 32  | 5      | 24 | 24 | 2  | 6.7      | 4   | 20  | 4   | 20  | 1   | 1   | 27  | 73  | 26  | 74  | 44  | 56  |
| 19                    | 5  | 237 | 229 | 8  | 948   | 916   | 32  | 3      | 34 | 33 | 3  | 10.9     | 7   | 27  | 7   | 26  | 1   | 2   | 21  | 79  | 21  | 79  | 13  | 88  |
| 21                    | 6  | 206 | 198 | 8  | 5297  | 5091  | 206 | 4      | 22 | 22 | 2  | 6.2      | 7   | 15  | 7   | 15  | 1   | 1   | 40  | 60  | 41  | 59  | 13  | 88  |
| 23                    | 6  | 211 | 202 | 9  | 844   | 808   | 36  | 4      | 17 | 17 | 2  | 4.4      | 6   | 11  | 6   | 11  | 1   | 1   | 35  | 65  | 34  | 66  | 56  | 44  |
| 25                    | 6  | 201 | 190 | 11 | 635   | 600   | 35  | 6      | 24 | 22 | 3  | 6.7      | 7   | 17  | 7   | 15  | 1   | 2   | 26  | 74  | 27  | 73  | 9   | 91  |
| 27                    | 5  | 197 | 195 | 2  | 1125  | 1114  | 11  | 1      | 23 | 23 | 2  | 6.8      | 6   | 17  | 6   | 17  | 1   | 1   | 17  | 83  | 16  | 84  | 50  | 50  |
| 29                    | 5  | 194 | 190 | 4  | 1552  | 1520  | 32  | 2      | 24 | 24 | 1  | 7.2      | 5   | 19  | 5   | 19  | 1   | 0   | 14  | 86  | 13  | 87  | 100 | 0   |
| 31                    | 5  | 256 | 253 | 3  | 1280  | 1265  | 15  | 1      | 31 | 31 | 1  | 9.2      | 7   | 24  | 7   | 24  | 0   | 1   | 19  | 81  | 19  | 81  | 0   | 100 |
| 33                    | 5  | 216 | 212 | 4  | 1728  | 1696  | 32  | 2      | 26 | 26 | 2  | 7.7      | 6   | 20  | 6   | 20  | 1   | 1   | 15  | 85  | 15  | 85  | 25  | 75  |
| 35                    | 5  | 208 | 206 | 2  | 2033  | 2014  | 19  | 1      | 25 | 25 | 2  | 7.4      | 3   | 22  | 3   | 22  | 1   | 1   | 15  | 85  | 15  | 85  | 50  | 50  |
| 37                    | 5  | 200 | 197 | 3  | 1440  | 1418  | 22  | 2      | 27 | 27 | 1  | 8.0      | 4   | 23  | 4   | 23  | 0   | 1   | 14  | 87  | 14  | 86  | 0   | 100 |
| 39                    | 5  | 191 | 191 | 0  | 4436  | 4436  | 0   | 0      | 22 | 22 | 0  | 6.4      | 4   | 18  | 4   | 18  | 0   | 0   | 15  | 85  | 15  | 85  | 0   | 0   |
| 41                    | 5  | 205 | 204 | 1  | 12300 | 12240 | 60  | 0      | 19 | 19 | 1  | 5.1      | 3   | 16  | 3   | 16  | 0   | 1   | 16  | 84  | 16  | 84  | 0   | 100 |
| 43                    | 5  | 200 | 200 | 0  | 3789  | 3789  | 0   | 0      | 25 | 25 | 0  | 7.5      | 4   | 21  | 4   | 21  | 0   | 0   | 13  | 87  | 13  | 87  | 0   | 0   |
| 45                    | 4  | 216 | 216 | 0  | 22217 | 22217 | 0   | 0      | 30 | 30 | 0  | 9.5      | 6   | 24  | 6   | 24  | 0   | 0   | 11  | 89  | 11  | 89  | 0   | 0   |
| 47                    | 4  | 249 | 249 | 0  | 13791 | 13791 | 0   | 0      | 35 | 35 | 0  | 11.1     | 8   | 27  | 8   | 27  | 0   | 0   | 11  | 89  | 11  | 89  | 0   | 0   |
| 49                    | 4  | 197 | 197 | 0  | 12895 | 12895 | 0   | 0      | 26 | 26 | 0  | 8.0      | 1   | 25  | 1   | 25  | 0   | 0   | 5   | 95  | 5   | 95  | 0   | 0   |
| 51                    | 4  | 202 | 202 | 0  | 20777 | 20777 | 0   | 0      | 27 | 27 | 0  | 8.4      | 3   | 24  | 3   | 24  | 0   | 0   | 4   | 96  | 4   | 96  | 0   | 0   |
| 53                    | 4  | 192 | 192 | 0  | 23040 | 23040 | 0   | 0      | 35 | 35 | 0  | 12.9     | 5   | 30  | 5   | 30  | 0   | 0   | 10  | 90  | 10  | 90  | 0   | 0   |
| 55                    | 4  | 214 | 214 | 0  | 38520 | 38520 | 0   | 0      | 33 | 33 | 0  | 10.9     | 2   | 31  | 2   | 31  | 0   | 0   | 6   | 94  | 6   | 94  | 0   | 0   |
| 57                    | 4  | 231 | 231 | 0  | 33264 | 33264 | 0   | 0      | 34 | 34 | 0  | 11.0     | 3   | 31  | 3   | 31  | 0   | 0   | 4   | 96  | 4   | 96  | 0   | 0   |

|    |   |     |     |   |       |       |   |   |    |    |   |      |   |    |   |    |   |   |   |     |   |     |   |   |
|----|---|-----|-----|---|-------|-------|---|---|----|----|---|------|---|----|---|----|---|---|---|-----|---|-----|---|---|
| 59 | 4 | 199 | 199 | 0 | 40937 | 40937 | 0 | 0 | 31 | 31 | 0 | 10.3 | 4 | 27 | 4 | 27 | 0 | 0 | 8 | 92  | 8 | 92  | 0 | 0 |
| 61 | 4 | 216 | 216 | 0 | 31104 | 31104 | 0 | 0 | 35 | 35 | 0 | 11.8 | 5 | 30 | 5 | 30 | 0 | 0 | 3 | 97  | 3 | 97  | 0 | 0 |
| 63 | 4 | 191 | 191 | 0 | 17190 | 17190 | 0 | 0 | 29 | 29 | 0 | 9.5  | 1 | 28 | 1 | 28 | 0 | 0 | 3 | 97  | 3 | 97  | 0 | 0 |
| 65 | 4 | 190 | 190 | 0 | 22800 | 22800 | 0 | 0 | 33 | 33 | 0 | 11.1 | 3 | 30 | 3 | 30 | 0 | 0 | 4 | 96  | 4 | 96  | 0 | 0 |
| 67 | 4 | 202 | 202 | 0 | 29088 | 29088 | 0 | 0 | 33 | 33 | 0 | 10.7 | 4 | 29 | 4 | 29 | 0 | 0 | 5 | 95  | 5 | 95  | 0 | 0 |
| 69 | 4 | 206 | 206 | 0 | 42377 | 42377 | 0 | 0 | 32 | 32 | 0 | 10.6 | 2 | 30 | 2 | 30 | 0 | 0 | 5 | 95  | 5 | 95  | 0 | 0 |
| 71 | 4 | 201 | 201 | 0 | 28944 | 28944 | 0 | 0 | 31 | 31 | 0 | 10.7 | 1 | 30 | 1 | 30 | 0 | 0 | 0 | 100 | 0 | 100 | 0 | 0 |

| S40 Sample Depth (cm) | CG | nT  | nD  | nL | NT    | ND    | NL   | % live | ST | SD | SL | $\alpha$ | STt | STc | SDt | SDc | SLt | SLc | T%t | T%c | D%t | D%c | L%t | L%c |
|-----------------------|----|-----|-----|----|-------|-------|------|--------|----|----|----|----------|-----|-----|-----|-----|-----|-----|-----|-----|-----|-----|-----|-----|
| 1                     | 2  | 220 | 214 | 6  | 18635 | 18127 | 508  | 3      | 36 | 36 | 1  | 10.8     | 5   | 31  | 5   | 31  | 0   | 1   | 9   | 91  | 9   | 91  | 0   | 100 |
| 3                     | 2  | 207 | 206 | 1  | 29808 | 29664 | 144  | 0      | 36 | 36 | 1  | 12.1     | 4   | 32  | 4   | 32  | 0   | 1   | 10  | 90  | 10  | 90  | 0   | 100 |
| 5                     | 2  | 184 | 182 | 2  | 24087 | 23825 | 262  | 1      | 33 | 33 | 2  | 11.9     | 6   | 27  | 6   | 27  | 1   | 1   | 17  | 83  | 16  | 84  | 50  | 50  |
| 7                     | 2  | 182 | 179 | 3  | 30833 | 30325 | 508  | 2      | 35 | 34 | 3  | 12.4     | 5   | 30  | 5   | 29  | 0   | 3   | 13  | 87  | 13  | 87  | 0   | 100 |
| 9                     | 2  | 180 | 176 | 4  | 54569 | 53356 | 1213 | 2      | 29 | 29 | 3  | 9.34     | 2   | 27  | 2   | 27  | 2   | 1   | 13  | 87  | 11  | 89  | 75  | 25  |
| 11                    | 2  | 170 | 168 | 2  | 18831 | 18609 | 222  | 1      | 33 | 33 | 2  | 12.2     | 5   | 28  | 5   | 28  | 2   | 0   | 19  | 81  | 18  | 82  | 100 | 0   |
| 13                    | 1  | 203 | 203 | 0  | 15385 | 15385 | 0    | 0      | 28 | 28 | 0  | 8.8      | 4   | 24  | 4   | 24  | 0   | 0   | 13  | 87  | 13  | 87  | 0   | 0   |
| 15                    | 1  | 185 | 185 | 0  | 24218 | 24218 | 0    | 0      | 28 | 28 | 0  | 9.17     | 3   | 25  | 3   | 25  | 0   | 0   | 10  | 90  | 10  | 90  | 0   | 0   |
| 17                    | 1  | 165 | 162 | 3  | 16972 | 16663 | 309  | 2      | 29 | 29 | 2  | 10.2     | 3   | 26  | 3   | 26  | 1   | 1   | 19  | 81  | 19  | 81  | 33  | 67  |
| 19                    | 1  | 191 | 191 | 0  | 9823  | 9823  | 0    | 0      | 32 | 32 | 0  | 10.7     | 6   | 26  | 6   | 26  | 0   | 0   | 19  | 81  | 19  | 81  | 0   | 0   |
| 21                    | 1  | 185 | 185 | 0  | 17760 | 17760 | 0    | 0      | 33 | 33 | 0  | 11.7     | 4   | 29  | 4   | 29  | 0   | 0   | 22  | 78  | 22  | 78  | 0   | 0   |
| 23                    | 1  | 183 | 182 | 1  | 10980 | 10920 | 60   | 1      | 36 | 36 | 0  | 13.4     | 6   | 30  | 6   | 30  | 0   | 0   | 25  | 75  | 24  | 76  | 100 | 0   |
| 25                    | 1  | 184 | 183 | 1  | 9998  | 9944  | 54   | 1      | 25 | 25 | 1  | 7.81     | 2   | 23  | 2   | 23  | 0   | 1   | 11  | 89  | 11  | 89  | 0   | 100 |
| 27                    | 1  | 207 | 207 | 0  | 8220  | 8220  | 0    | 0      | 29 | 29 | 0  | 9.18     | 5   | 24  | 5   | 24  | 0   | 0   | 14  | 86  | 14  | 86  | 0   | 0   |
| 29                    | 1  | 190 | 190 | 0  | 4886  | 4886  | 0    | 0      | 31 | 31 | 0  | 10.5     | 7   | 24  | 7   | 24  | 0   | 0   | 14  | 86  | 14  | 86  | 0   | 0   |
| 31                    | 1  | 184 | 183 | 1  | 2663  | 2649  | 14   | 1      | 30 | 30 | 1  | 10.2     | 4   | 26  | 4   | 26  | 0   | 1   | 13  | 87  | 13  | 87  | 0   | 100 |
| 33                    | 1  | 208 | 206 | 2  | 2664  | 2592  | 72   | 3      | 38 | 38 | 2  | 13.1     | 6   | 32  | 6   | 32  | 1   | 1   | 13  | 88  | 12  | 88  | 50  | 50  |
| 35                    | 3  | 193 | 193 | 0  | 20587 | 20587 | 0    | 0      | 40 | 40 | 0  | 13.7     | 4   | 36  | 4   | 36  | 0   | 0   | 9   | 91  | 9   | 91  | 0   | 0   |
| 37                    | 3  | 187 | 187 | 0  | 29920 | 29920 | 0    | 0      | 33 | 33 | 0  | 11.6     | 3   | 30  | 3   | 30  | 0   | 0   | 5   | 95  | 5   | 95  | 0   | 0   |
| 39                    | 3  | 183 | 183 | 0  | 7751  | 7751  | 0    | 0      | 32 | 32 | 0  | 10.7     | 2   | 30  | 2   | 30  | 0   | 0   | 4   | 96  | 4   | 96  | 0   | 0   |
| 41                    | 3  | 205 | 205 | 0  | 17365 | 17365 | 0    | 0      | 35 | 35 | 0  | 12.1     | 3   | 32  | 3   | 32  | 0   | 0   | 4   | 96  | 4   | 96  | 0   | 0   |
| 43                    | 3  | 200 | 200 | 0  | 26182 | 26182 | 0    | 0      | 36 | 36 | 0  | 12.8     | 2   | 34  | 2   | 34  | 0   | 0   | 4   | 96  | 4   | 96  | 0   | 0   |
| 45                    | 3  | 198 | 198 | 0  | 57024 | 57024 | 0    | 0      | 31 | 31 | 0  | 10.3     | 1   | 30  | 1   | 30  | 0   | 0   | 3   | 97  | 3   | 97  | 0   | 0   |
| 47                    | 3  | 190 | 190 | 0  | 27360 | 27360 | 0    | 0      | 41 | 41 | 0  | 15.5     | 5   | 36  | 5   | 36  | 0   | 0   | 7   | 93  | 7   | 93  | 0   | 0   |
| 49                    | 3  | 202 | 202 | 0  | 41554 | 41554 | 0    | 0      | 46 | 46 | 0  | 18       | 6   | 40  | 6   | 40  | 0   | 0   | 4   | 96  | 4   | 96  | 0   | 0   |
| 51                    | 3  | 210 | 210 | 0  | 25200 | 25200 | 0    | 0      | 37 | 37 | 0  | 13       | 4   | 33  | 4   | 33  | 0   | 0   | 2   | 98  | 2   | 98  | 0   | 0   |
| 53                    | 3  | 218 | 218 | 0  | 26160 | 26160 | 0    | 0      | 39 | 39 | 0  | 13.8     | 3   | 36  | 3   | 36  | 0   | 0   | 3   | 97  | 3   | 97  | 0   | 0   |
| 55                    | 3  | 261 | 261 | 0  | 31320 | 31320 | 0    | 0      | 41 | 41 | 0  | 13.7     | 3   | 38  | 3   | 38  | 0   | 0   | 3   | 97  | 3   | 97  | 0   | 0   |

| S9A Sample Depth (cm) | CG | nT  | nD  | nL | NT   | ND   | NL  | % live | ST | SD | SL | $\alpha$ | STt | STc | SDt | SDc | SLt | SLc | T%t | T%c | D%t | D%c | L%t | L%c |
|-----------------------|----|-----|-----|----|------|------|-----|--------|----|----|----|----------|-----|-----|-----|-----|-----|-----|-----|-----|-----|-----|-----|-----|
| 1                     | 9  | 201 | 141 | 60 | 2894 | 2030 | 864 | 30     | 6  | 6  | 4  | 1.2      | 6   | 0   | 6   | 0   | 4   | 0   | 100 | 0   | 100 | 0   | 100 | 0   |
| 3                     | 9  | 111 | 102 | 9  | 111  | 102  | 9   | 8      | 6  | 6  | 2  | 1.4      | 6   | 0   | 6   | 0   | 2   | 0   | 100 | 0   | 100 | 0   | 100 | 0   |
| 5                     | 8  | 46  | 41  | 5  | 46   | 41   | 5   | 11     | 5  | 5  | 2  | 1.4      | 5   | 0   | 5   | 0   | 2   | 0   | 100 | 0   | 100 | 0   | 100 | 0   |
| 7                     | 7  | 19  | 13  | 6  | 19   | 13   | 6   | 32     | 4  | 4  | 1  | 1.5      | 4   | 0   | 4   | 0   | 1   | 0   | 100 | 0   | 100 | 0   | 100 | 0   |
| 9                     | 9  | 217 | 189 | 28 | 495  | 431  | 64  | 13     | 8  | 8  | 2  | 1.7      | 8   | 0   | 8   | 0   | 2   | 0   | 100 | 0   | 100 | 0   | 100 | 0   |
| 11                    | 7  | 228 | 190 | 38 | 228  | 190  | 38  | 17     | 9  | 8  | 6  | 1.9      | 9   | 0   | 8   | 0   | 6   | 0   | 100 | 0   | 100 | 0   | 100 | 0   |
| 13                    | 8  | 138 | 111 | 27 | 81   | 77   | 4   | 5      | 7  | 7  | 4  | 1.6      | 7   | 0   | 7   | 0   | 4   | 0   | 100 | 0   | 100 | 0   | 100 | 0   |
| 15                    | 8  | 81  | 77  | 4  | 138  | 111  | 27  | 20     | 9  | 9  | 3  | 2.2      | 9   | 0   | 9   | 0   | 3   | 0   | 100 | 0   | 100 | 0   | 100 | 0   |
| 17                    | 8  | 21  | 19  | 2  | 21   | 19   | 2   | 10     | 7  | 7  | 2  | 3.7      | 7   | 0   | 7   | 0   | 2   | 0   | 100 | 0   | 100 | 0   | 100 | 0   |
| 19                    | 8  | 45  | 39  | 6  | 45   | 39   | 6   | 13     | 8  | 8  | 1  | 2.8      | 8   | 0   | 8   | 0   | 1   | 0   | 100 | 0   | 100 | 0   | 100 | 0   |
| 21                    | 7  | 161 | 149 | 12 | 161  | 149  | 12  | 7      | 6  | 6  | 4  | 1.2      | 6   | 0   | 6   | 0   | 4   | 0   | 100 | 0   | 100 | 0   | 100 | 0   |
| 23                    | 7  | 194 | 189 | 5  | 1247 | 1215 | 32  | 3      | 6  | 6  | 3  | 1.2      | 6   | 0   | 6   | 0   | 3   | 0   | 100 | 0   | 100 | 0   | 100 | 0   |
| 25                    | 8  | 199 | 195 | 4  | 3582 | 3510 | 72  | 2      | 7  | 7  | 3  | 1.4      | 7   | 0   | 7   | 0   | 3   | 0   | 100 | 0   | 100 | 0   | 100 | 0   |
| 27                    | 7  | 207 | 192 | 15 | 1775 | 1646 | 129 | 7      | 9  | 8  | 5  | 1.9      | 9   | 0   | 8   | 0   | 5   | 0   | 100 | 0   | 100 | 0   | 100 | 0   |
| 29                    | 7  | 203 | 193 | 10 | 1523 | 1448 | 75  | 5      | 5  | 5  | 3  | 0.9      | 5   | 0   | 5   | 0   | 3   | 0   | 100 | 0   | 100 | 0   | 100 | 0   |

Table 4. Summary data for thanatofacies defined by cluster analysis of dead foraminifera. Mean ND, mean number of dead specimens/20 ml of sediment; Mean NL, mean number of live specimens/20 ml of sediment; Mean Live %; Mean SD, mean number of dead species; Mean SDt, mean number of dead textulariid species; Mean SDc, mean number of dead calcareous species; Mean  $\alpha$ , mean value of Fisher's alpha for total assemblage; Mean D%t, mean percent of dead textulariid specimens; Mean D%c, mean percent of dead calcareous specimens.

| Cluster Group | Mean ND | Mean NL | Mean Live % | Mean SD | Mean SDt | Mean SDc | Mean $\alpha$ | Mean D%t | Mean D%c |
|---------------|---------|---------|-------------|---------|----------|----------|---------------|----------|----------|
| 1             | 28984   | 46      | 1           | 31      | 4.5      | 26.3     | 10.4          | 15.6     | 84.4     |
| 2             | 11187   | 476     | 2           | 34      | 4.5      | 29.0     | 11.5          | 12.9     | 87.1     |
| 3             | 28220   | 0       | 0           | 37      | 3.3      | 34.1     | 13.2          | 4.5      | 95.5     |
| 4             | 27287   | 0       | 0           | 32      | 3.2      | 28.6     | 10.5          | 5.4      | 94.6     |
| 5             | 4784    | 20      | 1           | 26      | 5.0      | 20.9     | 7.6           | 15.2     | 84.8     |
| 6             | 848     | 85      | 13          | 21      | 7.3      | 14.2     | 6.2           | 42.5     | 57.6     |
| 7             | 777     | 49      | 13          | 6       | 6.2      | 0.0      | 1.4           | 100.0    | 0.0      |
| 8             | 633     | 19      | 10          | 7       | 7.2      | 0.0      | 2.2           | 100.0    | 0.0      |
| 9             | 854     | 312     | 17          | 7       | 6.7      | 0.0      | 1.4           | 100.0    | 0.0      |

#### SEDIMENTOLOGY

Patterns in grain size differ throughout each core (Fig. 11). Grain size at S43 ranges from mud to medium sand (Table 5) and sediments are poorly to very poorly sorted. At S43, percent sand decreases up-core from ~80% to near 0%.

At S40, grain size ranges from mud to very fine sand (Table 6) and sediments are moderately to poorly sorted. Percent sand gradually decreases from the bottom of the core to 30 cm. Between 30 cm and 16 cm, percent sand remains relatively constant. Between 16 cm and the top of the core, percent sand gradually increases to ~68%.

Grain size ranges from mud to coarse sand and sediments are very poorly sorted to moderately well sorted at S9A (Table 7). In the bottom 10 cm of S9A, percent sand remains around 80%. Between the two samples at 20–22 cm and 18–20 cm, a rapid change to near 0% sand occurs. Another abrupt change occurs above the sample at 12–14 cm, where grain size returns to near 100% sand.

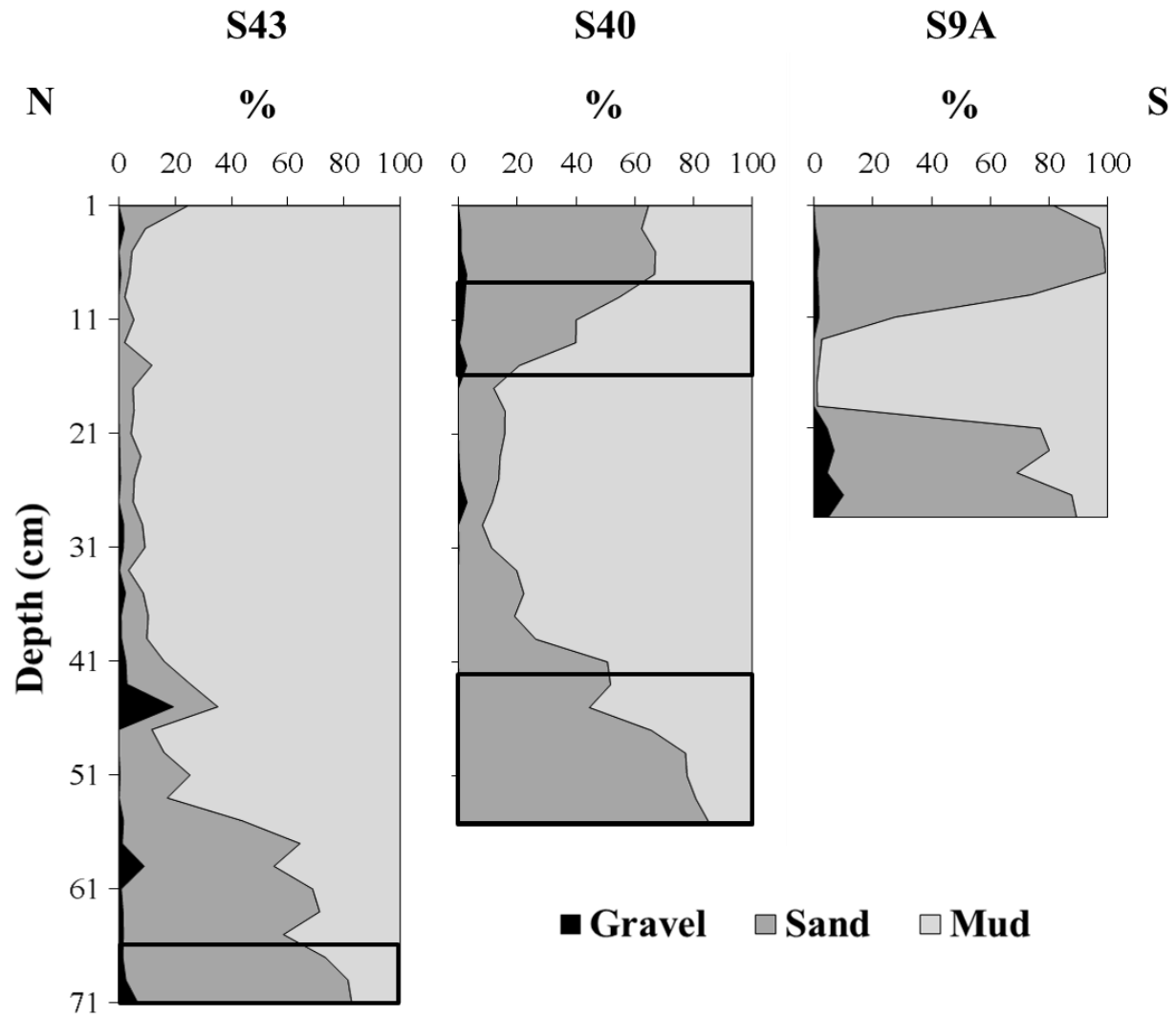


Figure 11. Down-core profiles of grain size. Black boxes at the bottom of the cores represent the 1970s, when aquaculture practices began. The black box between 8 and 16 cm for S40 represents the early 2000s.

Table 5. Sediment grain size results (S43) using Gradistat.

| Sample Depth (cm) | Mean  | Mean           | Sorting ( $\sigma$ ) | Sorting          | Skewness ( $Sk$ ) | Skewness         | Kurtosis ( $K$ ) | Kurtosis    | Mode ( $f$ ) |
|-------------------|-------|----------------|----------------------|------------------|-------------------|------------------|------------------|-------------|--------------|
| 1                 | 4.391 | V. Coarse Silt | 2.822                | V. Poorly Sorted | -0.413            | V. Coarse Skewed | 1.180            | Leptokurtic | -0.243       |
| 3                 | 5.762 | Coarse Silt    | 1.893                | Poorly Sorted    | -0.230            | Coarse Skewed    | 1.368            | Leptokurtic | 0.247        |
| 5                 | 5.884 | Coarse Silt    | 1.305                | Poorly Sorted    | -0.007            | Symmetrical      | 0.748            | Platykurtic | 0.247        |
| 7                 | 5.904 | Coarse Silt    | 1.282                | Poorly Sorted    | 0.002             | Symmetrical      | 0.735            | Platykurtic | 3.731        |
| 9                 | 5.943 | Coarse Silt    | 1.253                | Poorly Sorted    | 0.007             | Symmetrical      | 0.727            | Platykurtic | 3.731        |
| 11                | 5.868 | Coarse Silt    | 1.354                | Poorly Sorted    | -0.038            | Symmetrical      | 0.799            | Platykurtic | 3.731        |
| 13                | 5.943 | Coarse Silt    | 1.253                | Poorly Sorted    | 0.007             | Symmetrical      | 0.727            | Platykurtic | 3.731        |
| 15                | 5.711 | Coarse Silt    | 1.728                | Poorly Sorted    | -0.171            | Coarse Skewed    | 1.123            | Leptokurtic | 1.247        |
| 17                | 5.878 | Coarse Silt    | 1.318                | Poorly Sorted    | -0.015            | Symmetrical      | 0.760            | Platykurtic | 3.731        |
| 19                | 5.867 | Coarse Silt    | 1.346                | Poorly Sorted    | -0.032            | Symmetrical      | 0.788            | Platykurtic | 3.731        |
| 21                | 5.887 | Coarse Silt    | 1.299                | Poorly Sorted    | -0.003            | Symmetrical      | 0.742            | Platykurtic | 3.731        |
| 23                | 5.809 | Coarse Silt    | 1.531                | Poorly Sorted    | -0.120            | Coarse Skewed    | 0.971            | Mesokurtic  | 3.731        |
| 25                | 5.866 | Coarse Silt    | 1.356                | Poorly Sorted    | -0.038            | Symmetrical      | 0.799            | Platykurtic | 3.731        |
| 27                | 5.871 | Coarse Silt    | 1.328                | Poorly Sorted    | -0.019            | Symmetrical      | 0.768            | Platykurtic | 3.731        |
| 29                | 5.791 | Coarse Silt    | 1.720                | Poorly Sorted    | -0.189            | Coarse Skewed    | 1.186            | Leptokurtic | 3.731        |
| 31                | 5.772 | Coarse Silt    | 1.687                | Poorly Sorted    | -0.173            | Coarse Skewed    | 1.129            | Leptokurtic | 3.731        |
| 33                | 5.909 | Coarse Silt    | 1.278                | Poorly Sorted    | 0.003             | Symmetrical      | 0.734            | Platykurtic | 3.237        |
| 35                | 5.781 | Coarse Silt    | 1.842                | Poorly Sorted    | -0.222            | Coarse Skewed    | 1.326            | Leptokurtic | 3.731        |
| 37                | 5.746 | Coarse Silt    | 1.768                | Poorly Sorted    | -0.193            | Coarse Skewed    | 1.202            | Leptokurtic | 3.731        |
| 39                | 5.744 | Coarse Silt    | 1.750                | Poorly Sorted    | -0.187            | Coarse Skewed    | 1.179            | Leptokurtic | 3.731        |
| 41                | 5.538 | Coarse Silt    | 1.970                | Poorly Sorted    | -0.218            | Coarse Skewed    | 1.246            | Leptokurtic | 3.731        |
| 43                | 4.771 | V. Coarse Silt | 2.553                | V. Poorly Sorted | -0.347            | V. Coarse Skewed | 1.208            | Leptokurtic | 3.731        |
| 45                | 3.263 | V. Fine Sand   | 3.781                | V. Poorly Sorted | -0.480            | V. Coarse Skewed | 0.732            | Platykurtic | -2.243       |
| 47                | 5.694 | Coarse Silt    | 1.839                | Poorly Sorted    | -0.202            | Coarse Skewed    | 1.237            | Leptokurtic | 0.747        |
| 49                | 5.553 | Coarse Silt    | 1.863                | Poorly Sorted    | -0.188            | Coarse Skewed    | 1.141            | Leptokurtic | 3.731        |
| 51                | 5.179 | Coarse Silt    | 2.096                | V. Poorly Sorted | -0.224            | Coarse Skewed    | 1.089            | Mesokurtic  | 3.731        |
| 53                | 5.537 | Coarse Silt    | 1.542                | Poorly Sorted    | -0.025            | Symmetrical      | 0.773            | Platykurtic | 3.731        |
| 55                | 3.998 | V. Fine Sand   | 2.671                | V. Poorly Sorted | -0.154            | Coarse Skewed    | 0.712            | Platykurtic | 3.731        |
| 57                | 3.341 | V. Fine Sand   | 2.499                | V. Poorly Sorted | 0.115             | Fine Skewed      | 0.766            | Platykurtic | 1.247        |
| 59                | 3.558 | V. Fine Sand   | 2.977                | V. Poorly Sorted | -0.113            | Coarse Skewed    | 0.867            | Platykurtic | -2.243       |
| 61                | 2.754 | Fine Sand      | 2.493                | V. Poorly Sorted | 0.423             | V. Fine Skewed   | 0.801            | Platykurtic | 0.747        |
| 63                | 2.629 | Fine Sand      | 2.488                | V. Poorly Sorted | 0.430             | V. Fine Skewed   | 0.893            | Platykurtic | 0.747        |
| 65                | 3.555 | V. Fine Sand   | 2.634                | V. Poorly Sorted | -0.013            | Symmetrical      | 0.718            | Platykurtic | 3.731        |
| 67                | 2.380 | Fine Sand      | 2.474                | V. Poorly Sorted | 0.528             | V. Fine Skewed   | 0.903            | Mesokurtic  | 0.747        |
| 69                | 1.861 | Medium Sand    | 2.246                | V. Poorly Sorted | 0.547             | V. Fine Skewed   | 0.999            | Mesokurtic  | 0.747        |
| 71                | 1.479 | Medium Sand    | 2.283                | V. Poorly Sorted | 0.457             | V. Fine Skewed   | 1.381            | Leptokurtic | 0.747        |

Table 6. Sediment grain size results (S40) using Gradistat.

| S40 Mid Sample Depth (cm) | Mean  | Mean           | Sorting (S) | Sorting           | Skewness (Sk) | Skewness       | Kurtosis (K) | Kurtosis       | Mode (f) |
|---------------------------|-------|----------------|-------------|-------------------|---------------|----------------|--------------|----------------|----------|
| 1                         | 4.309 | V. Coarse Silt | 1.432       | Poorly Sorted     | 0.581         | V. Fine Skewed | 1.189        | Leptokurtic    | 3.731    |
| 3                         | 4.353 | V. Coarse Silt | 1.491       | Poorly Sorted     | 0.547         | V. Fine Skewed | 1.132        | Leptokurtic    | 3.731    |
| 5                         | 4.252 | V. Coarse Silt | 1.437       | Poorly Sorted     | 0.533         | V. Fine Skewed | 1.399        | Leptokurtic    | 3.731    |
| 7                         | 4.255 | V. Coarse Silt | 1.770       | Poorly Sorted     | 0.314         | V. Fine Skewed | 1.743        | V. Leptokurtic | 3.731    |
| 9                         | 4.496 | V. Coarse Silt | 1.842       | Poorly Sorted     | 0.339         | V. Fine Skewed | 1.182        | Leptokurtic    | 3.731    |
| 11                        | 4.820 | V. Coarse Silt | 1.875       | Poorly Sorted     | 0.187         | Fine Skewed    | 0.990        | Mesokurtic     | 3.731    |
| 13                        | 4.945 | V. Coarse Silt | 1.652       | Poorly Sorted     | 0.271         | Fine Skewed    | 0.781        | Platykurtic    | 3.731    |
| 15                        | 5.308 | Coarse Silt    | 1.960       | Poorly Sorted     | -0.141        | Coarse Skewed  | 1.053        | Mesokurtic     | 3.731    |
| 17                        | 5.666 | Coarse Silt    | 1.484       | Poorly Sorted     | -0.039        | Symmetrical    | 0.800        | Platykurtic    | 3.731    |
| 19                        | 5.572 | Coarse Silt    | 1.524       | Poorly Sorted     | -0.028        | Symmetrical    | 0.777        | Platykurtic    | 3.731    |
| 21                        | 5.587 | Coarse Silt    | 1.515       | Poorly Sorted     | -0.027        | Symmetrical    | 0.778        | Platykurtic    | 3.731    |
| 23                        | 5.610 | Coarse Silt    | 1.506       | Poorly Sorted     | -0.030        | Symmetrical    | 0.784        | Platykurtic    | 3.731    |
| 25                        | 5.631 | Coarse Silt    | 1.505       | Poorly Sorted     | -0.038        | Symmetrical    | 0.798        | Platykurtic    | 3.731    |
| 27                        | 5.680 | Coarse Silt    | 1.573       | Poorly Sorted     | -0.097        | Symmetrical    | 0.915        | Mesokurtic     | 3.731    |
| 29                        | 5.761 | Coarse Silt    | 1.430       | Poorly Sorted     | -0.043        | Symmetrical    | 0.808        | Platykurtic    | 3.731    |
| 31                        | 5.676 | Coarse Silt    | 1.536       | Poorly Sorted     | -0.075        | Symmetrical    | 0.868        | Platykurtic    | 3.731    |
| 33                        | 5.444 | Coarse Silt    | 1.639       | Poorly Sorted     | -0.057        | Symmetrical    | 0.811        | Platykurtic    | 3.237    |
| 35                        | 5.368 | Coarse Silt    | 1.603       | Poorly Sorted     | 0.010         | Symmetrical    | 0.730        | Platykurtic    | 3.731    |
| 37                        | 5.343 | Coarse Silt    | 1.632       | Poorly Sorted     | -0.005        | Symmetrical    | 0.740        | Platykurtic    | 3.237    |
| 39                        | 5.270 | Coarse Silt    | 1.681       | Poorly Sorted     | -0.008        | Symmetrical    | 0.744        | Platykurtic    | 3.237    |
| 41                        | 4.556 | V. Coarse Silt | 1.686       | Poorly Sorted     | 0.463         | V. Fine Skewed | 0.790        | Platykurtic    | 3.237    |
| 43                        | 4.570 | V. Coarse Silt | 1.612       | Poorly Sorted     | 0.522         | V. Fine Skewed | 0.823        | Platykurtic    | 3.731    |
| 45                        | 4.790 | V. Coarse Silt | 1.611       | Poorly Sorted     | 0.407         | V. Fine Skewed | 0.731        | Platykurtic    | 3.731    |
| 47                        | 4.291 | V. Coarse Silt | 1.472       | Poorly Sorted     | 0.579         | V. Fine Skewed | 1.125        | Leptokurtic    | 3.237    |
| 49                        | 3.791 | V. Fine Sand   | 1.128       | Poorly Sorted     | 0.587         | V. Fine Skewed | 2.469        | V. Leptokurtic | 3.237    |
| 51                        | 3.797 | V. Fine Sand   | 1.145       | Poorly Sorted     | 0.583         | V. Fine Skewed | 2.463        | V. Leptokurtic | 3.237    |
| 53                        | 3.679 | V. Fine Sand   | 1.000       | Moderately Sorted | 0.467         | V. Fine Skewed | 2.512        | V. Leptokurtic | 3.237    |
| 55                        | 3.486 | V. Fine Sand   | 0.867       | Moderately Sorted | 0.224         | Fine Skewed    | 2.563        | V. Leptokurtic | 3.237    |



Table 7. Sediment grain size results (S9A) using Gradistat.

| Sample Depth (cm) | Mean  | Mean           | Sorting (S) | Sorting           | Skewness (Sk) | Skewness         | Kurtosis (K) | Kurtosis       | Mode (f) |
|-------------------|-------|----------------|-------------|-------------------|---------------|------------------|--------------|----------------|----------|
| 1                 | 1.586 | Medium Sand    | 1.550       | Poorly Sorted     | 0.493         | V. Fine Skewed   | 2.588        | V. Leptokurtic | 1.247    |
| 3                 | 0.952 | Coarse Sand    | 0.756       | Moderately Sorted | -0.035        | Symmetrical      | 1.061        | Mesokurtic     | 1.247    |
| 5                 | 0.714 | Coarse Sand    | 0.749       | Moderately Sorted | -0.029        | Symmetrical      | 1.036        | Mesokurtic     | 0.747    |
| 7                 | 0.931 | Coarse Sand    | 0.646       | Mod. Well Sorted  | -0.137        | Coarse Skewed    | 1.247        | Leptokurtic    | 1.247    |
| 9                 | 2.070 | Fine Sand      | 2.539       | V. Poorly Sorted  | 0.640         | V. Fine Skewed   | 1.174        | Leptokurtic    | 0.747    |
| 11                | 4.342 | V. Coarse Silt | 2.707       | V. Poorly Sorted  | -0.318        | V. Coarse Skewed | 0.676        | Platykurtic    | 1.247    |
| 13                | 5.930 | Coarse Silt    | 1.262       | Poorly Sorted     | 0.005         | Symmetrical      | 0.730        | Platykurtic    | 1.747    |
| 15                | 5.952 | Coarse Silt    | 1.246       | Poorly Sorted     | 0.008         | Symmetrical      | 0.726        | Platykurtic    | 3.731    |
| 17                | 5.971 | Coarse Silt    | 1.231       | Poorly Sorted     | 0.011         | Symmetrical      | 0.722        | Platykurtic    | 3.237    |
| 19                | 5.961 | Coarse Silt    | 1.239       | Poorly Sorted     | 0.009         | Symmetrical      | 0.724        | Platykurtic    | 1.747    |
| 21                | 2.043 | Fine Sand      | 2.499       | V. Poorly Sorted  | 0.435         | V. Fine Skewed   | 1.401        | Leptokurtic    | 1.247    |
| 23                | 1.529 | Medium Sand    | 2.411       | V. Poorly Sorted  | 0.381         | V. Fine Skewed   | 1.711        | V. Leptokurtic | 0.747    |
| 25                | 2.421 | Fine Sand      | 2.729       | V. Poorly Sorted  | 0.432         | V. Fine Skewed   | 0.840        | Platykurtic    | 1.247    |
| 27                | 0.843 | Coarse Sand    | 1.877       | Poorly Sorted     | 0.125         | Fine Skewed      | 1.604        | V. Leptokurtic | 1.247    |
| 29                | 1.128 | Medium Sand    | 1.550       | Poorly Sorted     | 0.153         | Fine Skewed      | 2.038        | V. Leptokurtic | 1.247    |

## GEOCHEMISTRY: CARBON AND NITROGEN

Values for  $\delta^{13}\text{C}$  do not show distinct trends throughout core S43 or S40. In core S43, values vary between -25.79‰ to -24.80‰, with the exception of the sample at 4–6 cm which has an abnormally high value (Fig. 12). The  $^{210}\text{Pb}$  data suggests that this part of the core is well-mixed and therefore this point is an anomaly. In core S40, values vary between -26.92‰ to -24.94‰ (Fig. 12). With the exception of the sample from 52–54 cm, the top 10 cm have the lowest  $\delta^{13}\text{C}$  values.  $\delta^{13}\text{C}$  values in core S9A vary from -28.00‰ to -29.32‰ (Fig. 12). The values show a slight decreasing up-core trend between 24 cm and 6 cm. It should be noted that some values had low precision because they yielded less than 100  $\mu\text{g}$  of carbon. These values are indicated by an open square symbol in Figure 12.  $\delta^{13}\text{C}$  values for two fish heads and two fish pellets averaged -18.26‰ and -22.41‰, respectively.  $\delta^{13}\text{C}$  values for the common mangrove plants (Fig. 13a) in the SEL averaged -26.7‰ for *Nypa fruiticans*, -27.6‰ for *Rhizophora apiculata*, and -25.6‰ for *Avicennia alba* (Kuramoto and Minagawa, 2001).

Values for  $\delta^{15}\text{N}$  do not show distinct trends throughout any of the three cores. In core S43,  $\delta^{15}\text{N}$  values vary throughout the core from -0.27‰ to 1.03‰, again with the exception of the sample at 4–6 cm that has an abnormally high value (Fig. 14). Approximately half of the samples analyzed from core S40 (all samples between 32 and 56 cm) had low precision because the samples contained less than 20  $\mu\text{g}$  of nitrogen or the sample size was too small. These samples, including one from S9A as well, are indicated by an open square symbol in Figure 14. The values from the top of core S40 vary between -0.38‰ and 0.45‰. In core S9A,  $\delta^{15}\text{N}$  values range from -0.47‰ to 0.76‰ with the exception of the sample from 18–20 cm with a low precision value of 1.09 (Fig. 14).  $\delta^{15}\text{N}$  values for two fish heads and two fish pellets averaged 11.40‰ and 5.83‰, respectively.  $\delta^{15}\text{N}$  values for the common mangrove plants (Fig. 13a) in the

SEL averaged 4.2 for *Nypa fruticans*, 1.8 for *Rhizophora apiculata*, and 1.2 for *Avicennia alba* (Kuramoto and Minagawa, 2001).

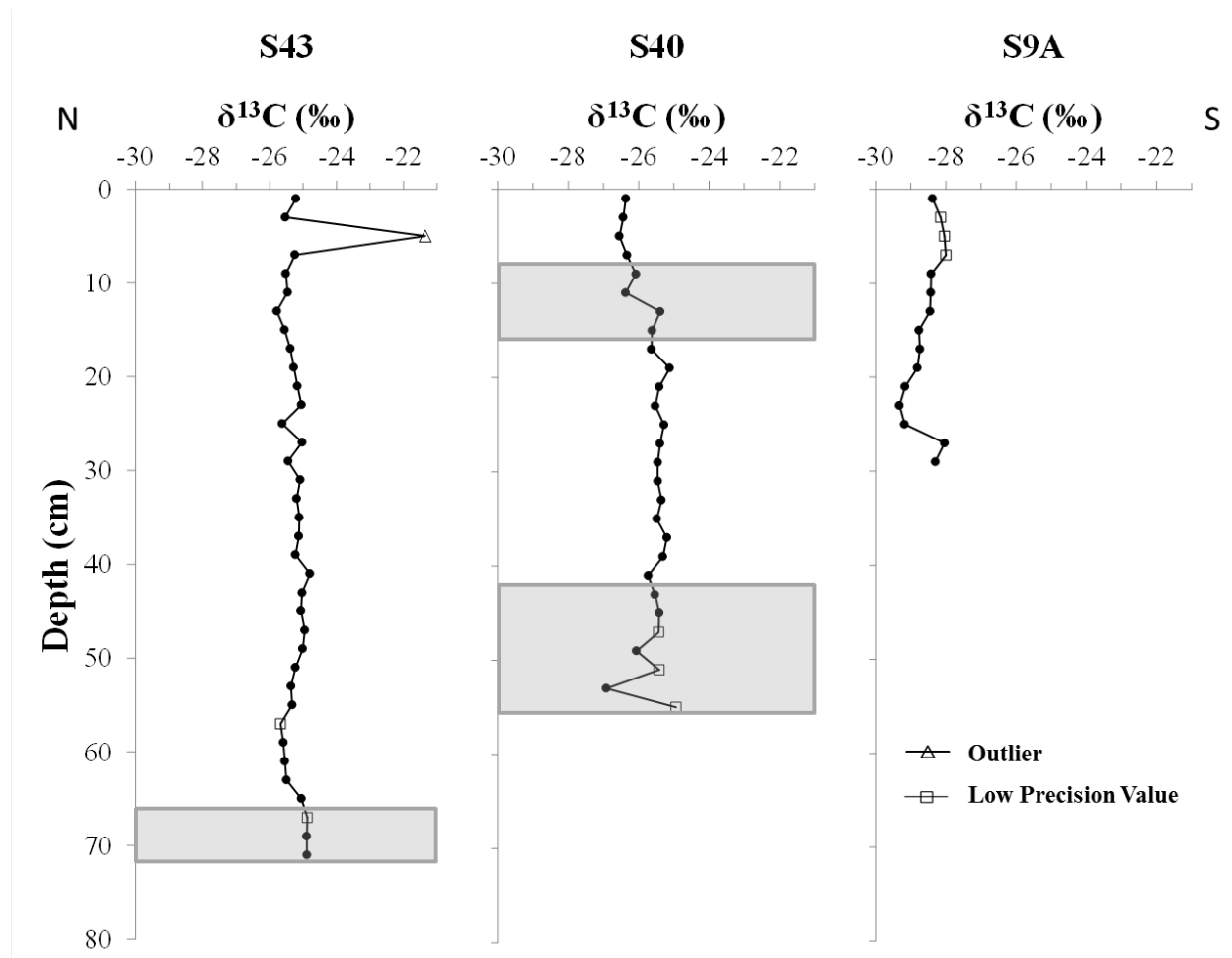


Figure 12. Down-core profiles of  $\delta^{13}\text{C}$  values. Values labeled as “Low Precision Value” were returned with a message indicating that precision decreases for samples containing less than 100  $\mu\text{g}$  of carbon. Shaded regions at the bottom of the cores represent the 1970s. The shaded region between 8 and 16 cm for S40 represents the early 2000s.

The  $\delta^{13}\text{C}$  values and  $\delta^{15}\text{N}$  values throughout cores S43 and S40 are more similar to each other than to those of S9A (Fig. 13a). However, all three cores plot in the range of  $\text{C}_3$  plants and near the average values of the common mangroves in the SEL.

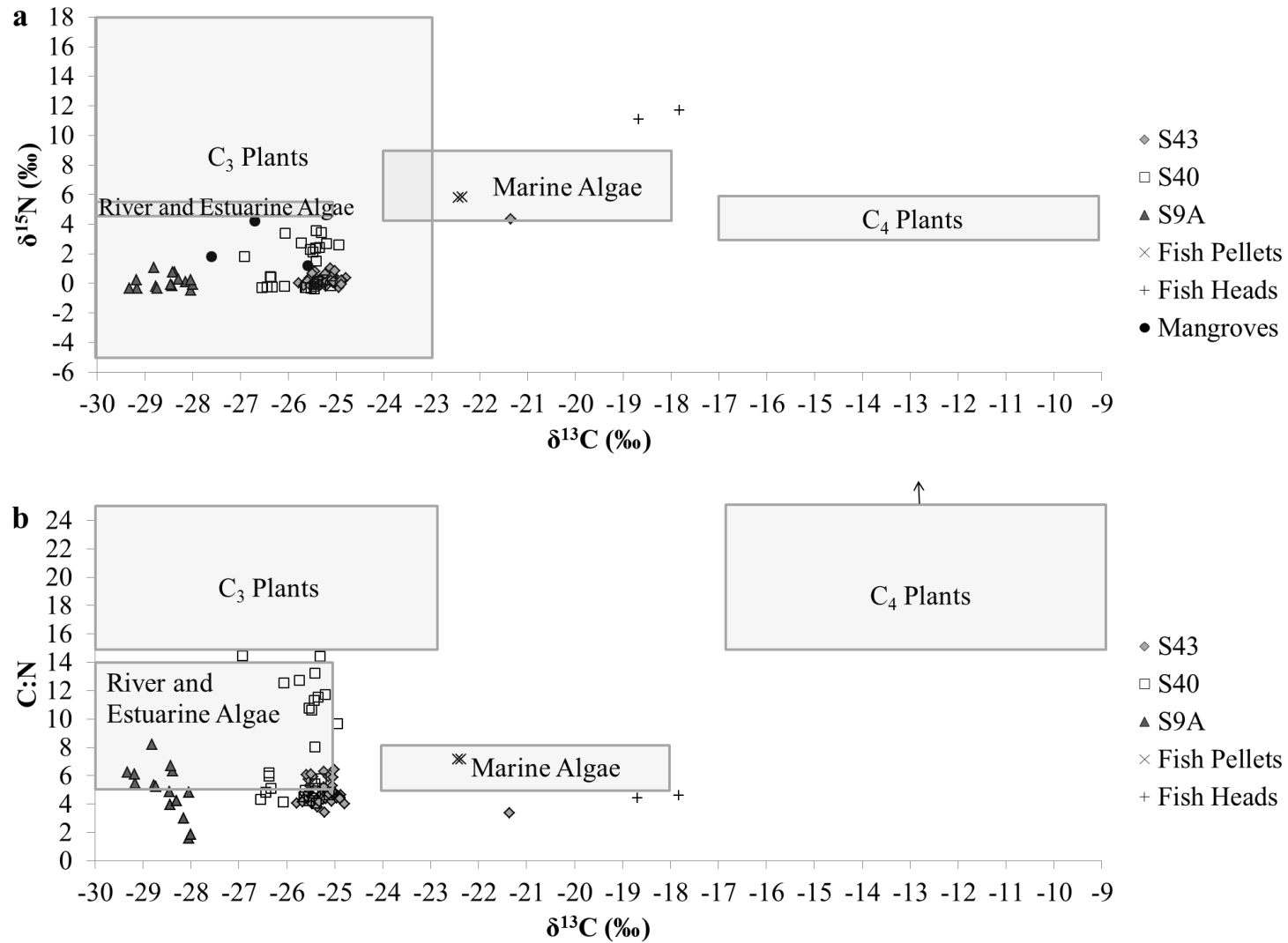


Figure 13.  $\delta^{15}\text{N}$  vs.  $\delta^{13}\text{C}$  (a) and C:N ratios vs.  $\delta^{13}\text{C}$  (b) for all three cores and the two types of fish food with common ranges of organic matter sources outlined in gray. Mangrove plant values include those for *Nypa fruiticans*, *Rhizophora aviculata*, and *Avicennia alba* as reported by Kuramoto and Minagawa (2001). The C:N ratios for the mangrove plants range from 28-50 and therefore are not shown on this plot.

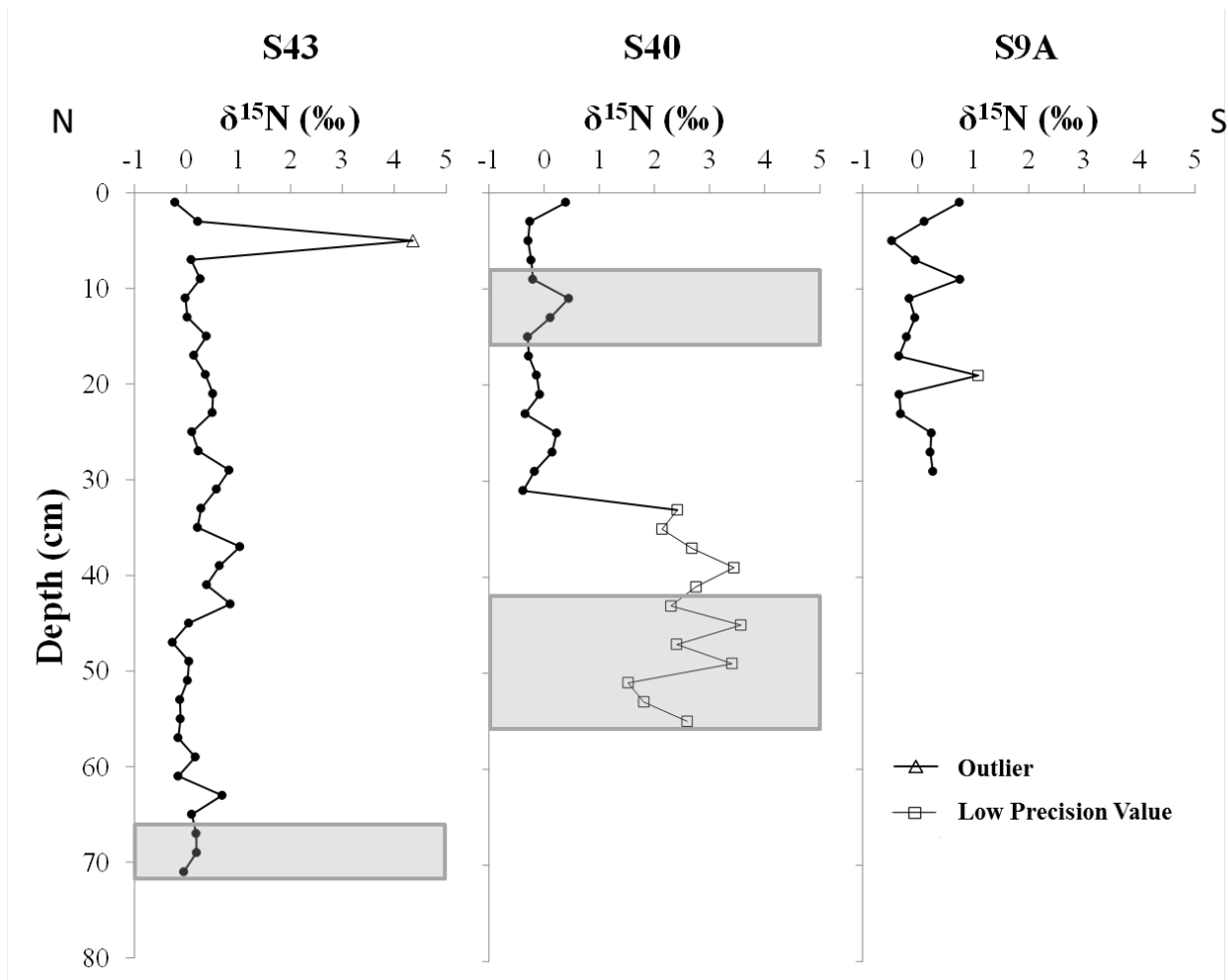


Figure 14. Down-core profiles of  $\delta^{15}\text{N}$  values. Values labeled as “Low Precision Value” were returned with a message indicating that either precision decreases for samples containing less than 20  $\mu\text{g}$  of nitrogen or sample sizes were too small. Shaded regions represent the 1970s, when aquaculture practices began.

The percent carbon and the percent nitrogen throughout each core demonstrate an inverse relationship with the percent of sand (Figs. 15, 16). The average percent carbon in two fish heads and two fish pellets was 26.31% and 38.17%, respectively; the average percent nitrogen was 6.80% and 6.22%, respectively.

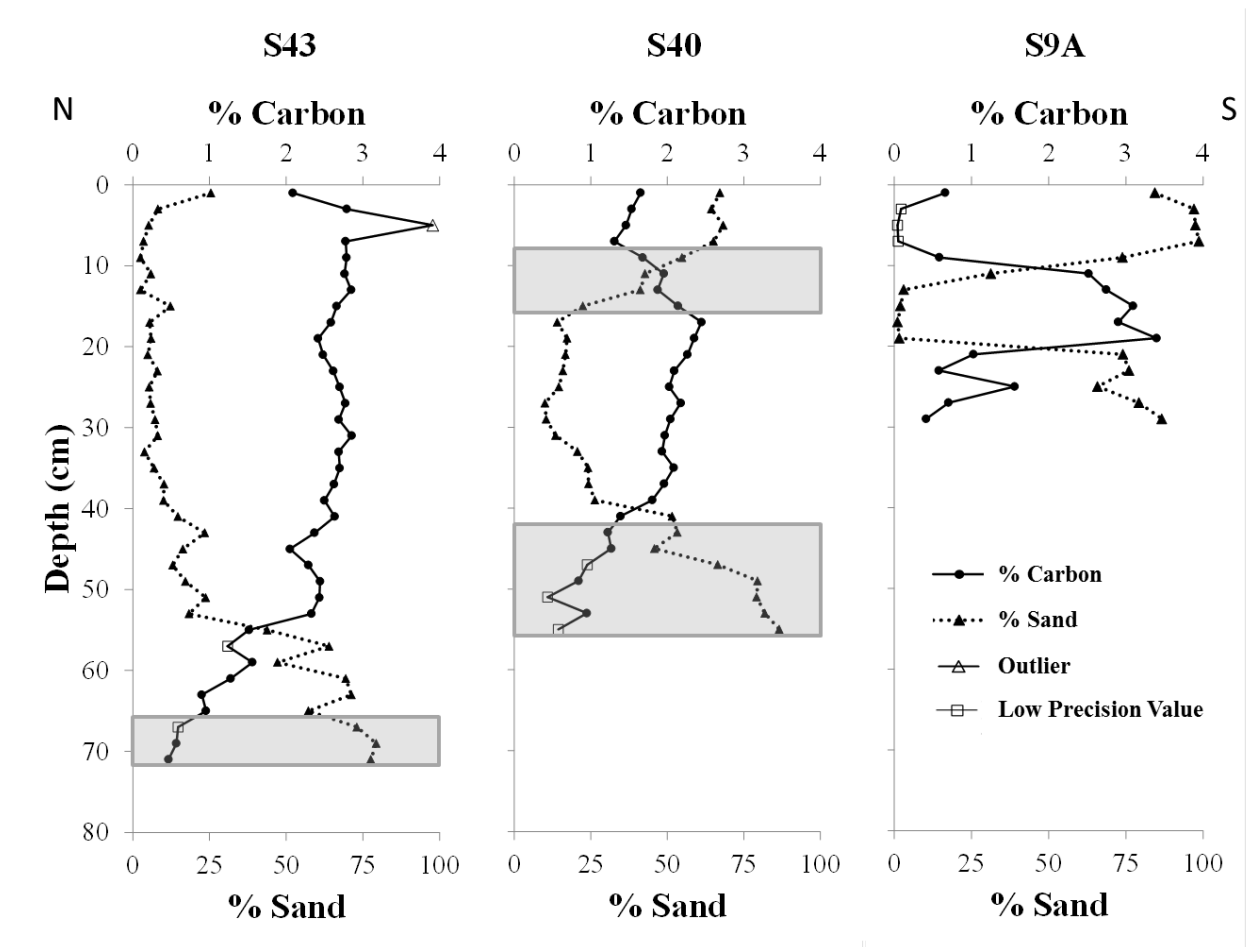


Figure 15. Percent carbon and percent sand throughout each core demonstrate an inverse relationship. Values labeled as “Low Precision Value” were returned with a message indicating that precision decreases for samples containing less than 100  $\mu\text{g}$  of carbon. Shaded regions represent the 1970s, when aquaculture practices began.

In core S43, percent carbon and percent nitrogen increase up-core as percent sand decreases (Figs. 15, 16). In the top few centimeters, percent carbon and percent nitrogen decrease slightly as percent sand increases.

From the bottom of core S40 to 16 cm percent carbon and percent nitrogen generally increase and percent sand decreases (Figs. 15, 16). From 16 cm to the top of the core, percent carbon and percent nitrogen generally decrease and percent sand generally increases.

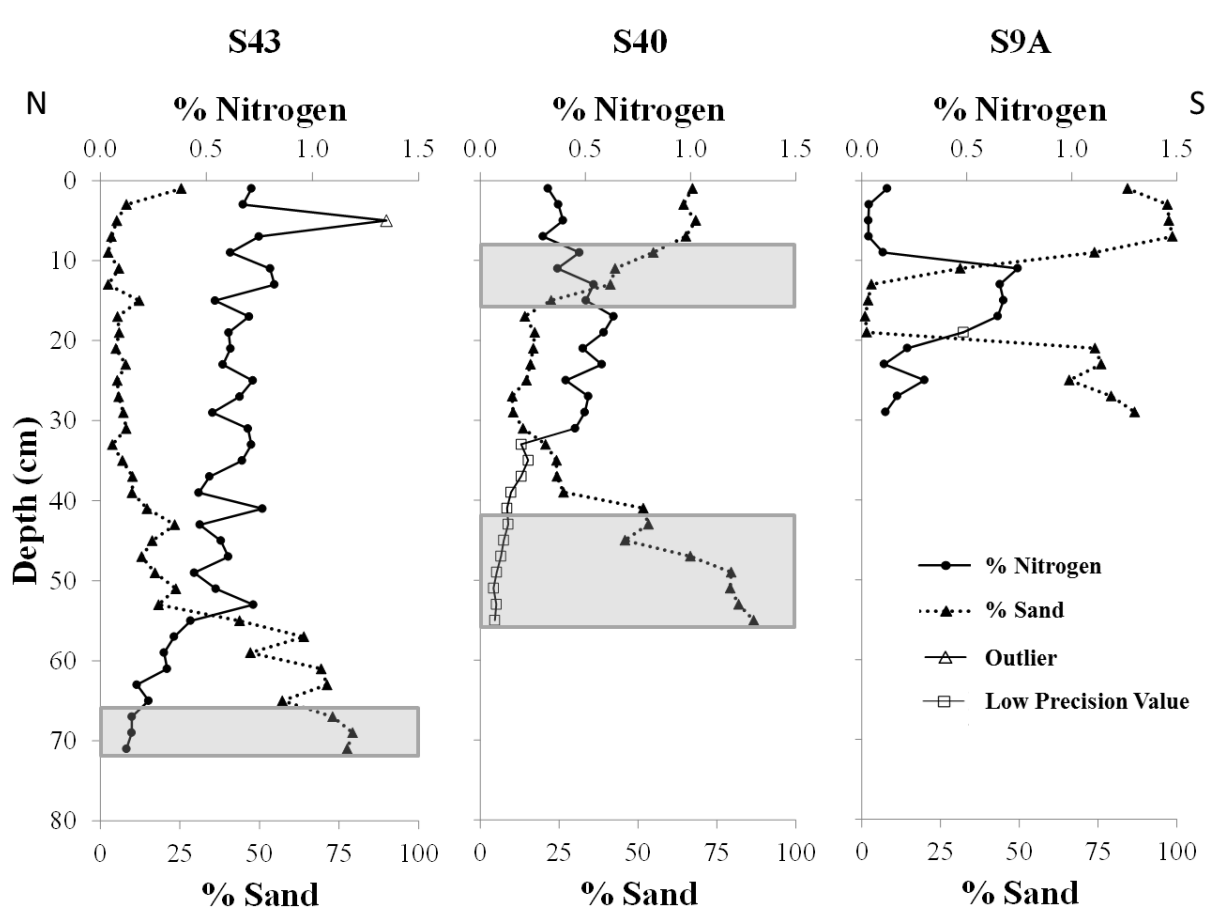


Figure 16. Percent nitrogen and percent sand throughout each core demonstrate an inverse relationship. Values labeled as “Low Precision Value” were returned with a message indicating that either precision decreases for samples containing less than 20  $\mu\text{g}$  of nitrogen or sample sizes were too small. Shaded regions represent the 1970s, when aquaculture practices began.

In the bottom 10 cm (20–30 cm) of core S9A, percent carbon, percent nitrogen, and percent sand vary, but do not show distinct trends (Figs. 15, 16). Between the two samples at 20–22 cm and 18–20 cm, percent carbon and percent nitrogen rapidly increase and percent sand rapidly decreases. Between 18 cm and 12 cm, percent carbon, percent nitrogen, and percent sand remain relatively constant. Percent carbon and percent nitrogen then rapidly decrease again and percent sand increases between the samples at 10–12 cm and 8–10 cm. Near the top of the core, percent carbon and percent nitrogen approach 0% and percent sand nears 100%.

C:N plots (Fig. 17) show patterns nearly identical to those for  $\delta^{15}\text{N}$ . C:N values within all three cores remain relatively constant, varying between 3 and 7. C:N averages for two fish heads and two fish pellets were 4.52 and 7.16, respectively. C:N ratios for the common mangrove plants (Fig. 13b) in the SEL averaged 37.2 for *Nypa fruiticans*, 49.5 for *Rhizophora apiculata*, and 28.9 for *Avicennia alba* (Kuramoto and Minagawa, 2001).

The  $\delta^{13}\text{C}$  values and C:N ratios throughout cores S43 and S40 are more similar to each other than to those of S9A (Fig. 13b). However, all three cores plot in the range of  $\text{C}_3$  plants. C:N ratios throughout cores S43, S40, and S9A are much lower than those reported by Kuramoto and Minagawa (2001) for the mangrove plants.

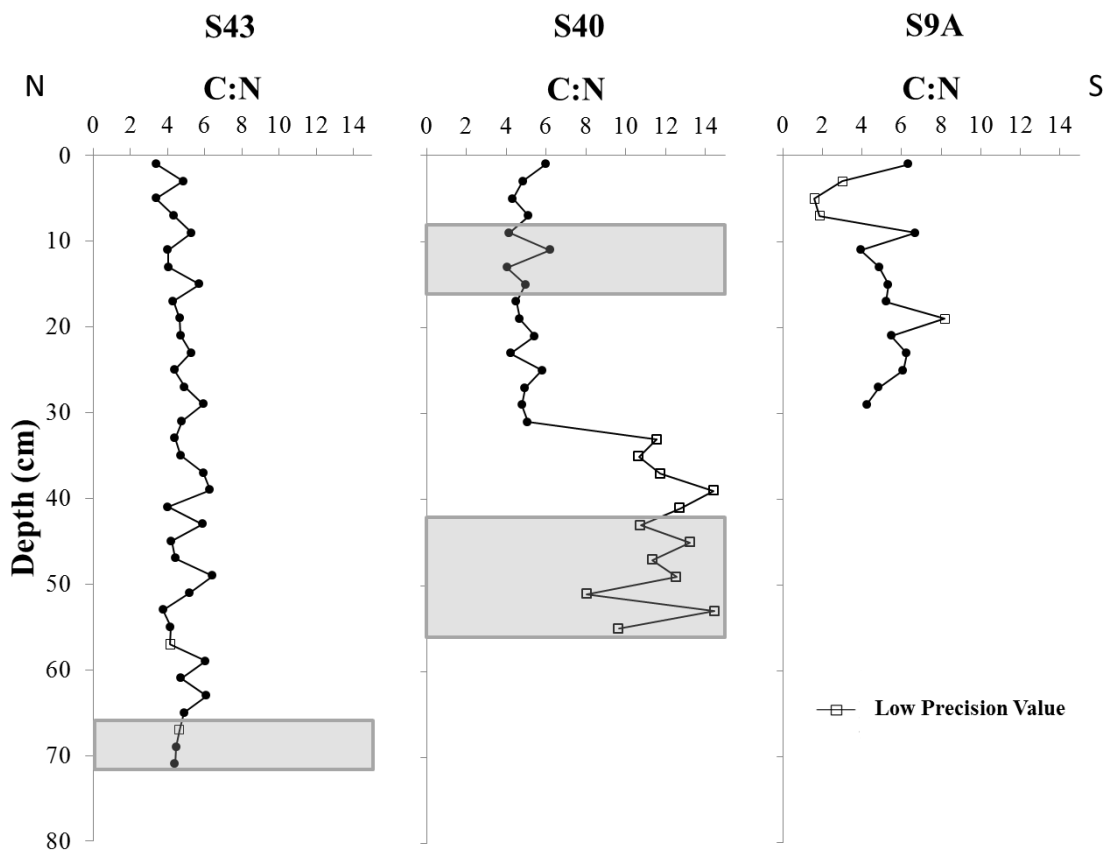


Figure 17. Down-core profiles of C:N. Values labeled as “Low Precision Value” were returned with a message indicating that either precision decreases for samples containing less than 100  $\mu\text{g}$  of carbon, 20  $\mu\text{g}$  of nitrogen, or sample sizes were too small. Shaded regions represent the 1970s, when aquaculture practices began.



## DISCUSSION

### SEDIMENTOLOGY

The greatest change in the SEL caused by the presence of aquaculture is a decrease in average sediment grain size (Fig. 11). Mojica and Nelson (1993) also found that the average amount of mud beneath a clam aquaculture site in Florida was much greater than at nearby reference sites. After the onset of aquaculture in a site in Nova Scotia, Grant and others (1995) found that sediments changed from an olive gray sandy silt to a black sandy mud.

In core S43, a steady trend towards muddier sediments up-core (Fig. 11) is attributed to the continuous usage of the fish cages. In core S9A, the onset of aquaculture is represented by a rapid change from orange quartz sand to black mud. A rapid return farther up-core to orange quartz sand likely corresponds to the abandonment of the fish cages. The fish cage complex at S9A was abandoned probably due to the closure of an inlet in 2003 that was 4 km south of the current inlet (Culver and others, 2012). The presence of an inlet in that location would have allowed salinity to be greater farther south where the S9A complex is located. Grain size in core S40 initially demonstrates a similar trend as S43, decreasing after the onset of aquaculture (Fig. 11); however, around 30 cm, there is a shift and percent sand begins to increase up-core again. This pattern is similar to that in S9A. With the closure of the second inlet in 2003, tidal current strength likely increased in the lagoon. Such an increase would have enhanced transport of marine sand towards the S40 fish cage complex. Alternatively, the grain size pattern in core S40 could reverse due to recent decreased usage of the S40 fish cages. However, there is no evidence for this as the complex was active at the time of collection.

## FORAMINIFERA

Densities of dead foraminifera (Figs. 7b, 8b, 9b) demonstrate an inverse relationship with the amount of organic matter (percent carbon) (Fig. 15) and percent mud (Fig. 11) beneath the cages in all three cores. Foraminiferal density decreases up-core in S43. The consistent usage of fish cages at S43 explains this pattern. At S40, densities initially decrease up-core and then increase, following the opposite patterns of percent carbon and percent mud. At S9A, foraminiferal densities are low in the middle of the core, where percent carbon and percent mud are very high compared to the bottom of the core (pre-aquaculture) and the top of the core (post-aquaculture).

Patterns of decreasing total densities of foraminifera during consistent fish cage usage in this study are similar to those found by Angel and others (2000) in the Red Sea. The presence of aquaculture causes decreased total densities of foraminifera near the point source, as is evidenced by this study and others (Clark, 1971; Angel and others, 2000; Tarasova and Preobrazhenskaya, 2007). It is common to have a decrease in total foraminiferal density in the immediate vicinity of a source of organic matter (e.g., Bandy and others 1964; Buckley and others, 1974; Schafer and Cole, 1974; Alve, 1995; Hayek and Buzas, 2006), such as directly beneath fish cages.

The extremely high densities of dead foraminifera near the bottom and top of S40 and the bottom of S43 (Figs. 8b, 7b), where the amount of organic matter (percent carbon) is lower (Fig. 15), can be attributed to the transport of materials from the nearby inlet. The physical presence of the fish cages in the shallow lagoon creates a baffling effect, causing materials to drop out of suspension and accumulate beneath the cages. With an increase in tidal current strength near S40, as described above, dead foraminifera accumulate as the marine sands accumulate. This hypothesis is supported by the presence of very worn tests and a lack of live foraminifera.

Culver and others (2012) found that many calcareous hyaline taxa collected in the Setiu lagoon exhibited broken tests and were not present in live populations.

Percent live foraminifera in surface samples collected throughout the S43 fish cage complex and S40 fish cage complex averaged 24% and 6%, respectively (A. Ellis, personal communication, March 2013). The top samples of cores S43 and S40 had 36% and 3% live foraminifera, respectively (Table 3). The low percentage of live foraminifera at S40 may be a result of mixing within surface sediments and accumulation of sediments due to baffling as the tides from the nearby inlet enter the shallow lagoon. At S43, the percent of live foraminifera may be higher than that at S40 because of the greater percentage of organic matter (percent carbon) (Fig. 15) near the surface (Alve, 1995).

In a previous study of foraminifera in the SEL, Culver and others (2012) found high densities of dead foraminifera (average of 37,980/20 ml sample), low percentages of live foraminifera (average of 1.3%), high species richness (average of 37), and high species diversity (average of 13.5) at three locations 2–3 m from fish cages in the northern lagoon. In samples from the present study, comparable high densities of foraminifera are found near the bottom of cores S43 and S40 (Figs. 7b, 8b), at the beginning of farming practices, and near the top of core S40, where conditions of grain size, percent carbon, and percent nitrogen return to pre-aquaculture values (Figs. 11, 15, 16). These high densities at locations near the fish cages are likely the result of the accumulation of materials falling out of suspension with the incoming tides. Species richness is similar in cores S43 and S40 (average of 34 and 27, respectively) to the average found by Culver and others (2012). Species diversity (Fisher's  $\alpha$ ) in this study is closest to the average found by Culver and others (2012) only at the bottom of S43 and throughout all of S40 (Fig. 10; Table 3).

In core S43, *Ammobaculites exiguus*, an agglutinated species becomes more dominant through time over *Ammonia* aff. *A. aoteana*, a calcareous species that dominates near the bottom of the core. Similarly, agglutinated species *Paratrochammina stoeni*, “*Trochammina ochracea*,” and *Trochammina* sp. E, are more abundant towards the top of the core (Fig. 7b). In core S40, *Ammobaculites exiguus* is most abundant in Thanatofacies 1 (Fig. 8b), which is the middle of the core where percent mud, percent carbon, and percent nitrogen are greatest (Figs. 11, 15, 16). Tarasova and Preobrazhenskaya (2007) found the highest percentage of agglutinated foraminifera near aquaculture sites in Minonosok Bay, Sea of Japan compared to reference sites. Eurytopic agglutinated taxa are often found to dominate assemblages near pollution point sources (Zalesny, 1959; Watkins, 1961; Bandy and others, 1964; Alve, 1995).

Culver and others (2012) found miliolids to be common near the inlet (Fig. 1), but very rare near the fish cages in the SEL. Miliolids decrease in abundance from south (at the inlet) to north; percent miliolids approaches 0 near S40 and S43 (Culver and others, 2012). Miliolids (*Quinqueloculina* spp.) in cores S43 and S40 are also rare near the surface (Figs. 7b, 8b). They are more abundant at the bottom of S40, when aquaculture practices had only just begun. This, paired with the data of Culver and others (2012), suggests that miliolids extended farther north in the lagoon prior to the installment of fish cages. Miliolids are typically found in normal marine to hypersaline environments (Murray, 1978, 2006). Increased abundance of organic matter, which results in hypoxic conditions, can cause particular species of foraminifera, such as *Quinqueloculina* spp., to decrease in abundance or disappear from the assemblage completely (Hayek and Buzas, 2006).

## GEOCHEMISTRY: CARBON AND NITROGEN

In comparison with trends of grain size, there are no up-core trends in  $\delta^{13}\text{C}$  and  $\delta^{15}\text{N}$  values. This is likely due to the high sediment influx from mangrove plants surrounding the SEL, which would mask any signatures from fish feed or feces.  $\delta^{13}\text{C}$  values for three of the common  $\text{C}_3$  mangrove plants present in the SEL, *Nypa fruticans*, *Avicennia alba*, and *Rhizophora apiculata*, range between -25.4‰ and -29.0‰ (Kuramoto and Minagawa, 2001) (Fig. 13a).  $\text{C}_3$  plants typically have  $\delta^{13}\text{C}$  values between -30.0‰ and -23.0‰ (Smith and Epstein, 1971; Cai and others, 1988; Boutton, 1991; Maksymowska and others, 2000). The depleted  $\delta^{13}\text{C}$  values at S43 and S40 (-25.79‰ to -24.80‰ and -26.92‰ to -24.94‰, respectively) (Fig. 12) are, therefore, a result of terrestrial influence. The  $\delta^{13}\text{C}$  values at S9A (-28.00‰ to -29.32‰) are even more depleted than those at S43 and S40 (Fig. 12), which is likely a result of the terrestrial influence of the Setiu and Caluk Rivers (Fig. 1).

Average  $\delta^{13}\text{C}$  values for the two types of fish food, fish pellets and fish heads, are -22.41‰ and -18.26‰, respectively. These values compare well with  $\delta^{13}\text{C}$  values that Ye and others (1991) found for fish feed (-21.53‰). Marine  $\delta^{13}\text{C}$  values typically range between -24‰ and -18‰ (Fry and Sherr, 1984; Boutton, 1991; Tucker and others, 1999; Sampaio and others, 2010). The  $\delta^{13}\text{C}$  values for the fish food are similar to those for marine sediments.  $\delta^{13}\text{C}$  values at S43, S40, and S9A are more depleted than the fish food and marine signatures, and, therefore, are more likely the result of terrestrial influence.

$\delta^{15}\text{N}$  values for the three common mangrove plants listed above range between -0.4‰ and 6.3‰ (Kuramoto and Minagawa, 2001).  $\text{C}_3$  plants in general have  $\delta^{15}\text{N}$  values between -5.0‰ and 18.0‰ (Peters and others, 1978; Sweeney and Kaplan, 1980; Owens, 1987; Maksymowska et al., 2000). Similar conclusions to those made from the  $\delta^{13}\text{C}$  data can be made

from the  $\delta^{15}\text{N}$  data: at all three core locations,  $\delta^{15}\text{N}$  values are near zero and, therefore, have more of a terrestrial signature than a marine signature.

Average  $\delta^{15}\text{N}$  values for the two types of fish food, fish pellets and fish heads, are 5.83‰ and 11.40‰, respectively. Marine  $\delta^{15}\text{N}$  values typically range between 4‰ and 9‰ (Sweeney and Kaplan, 1980; Fry and Sherr, 1984; Owens, 1987; Tucker and others, 1999; Sampaio and others, 2010).  $\delta^{15}\text{N}$  values for fish food and marine sediments are similar, like those for the  $\delta^{13}\text{C}$  values, and are higher than those of the cores S43, S40, S9A. Thus, the sediment influx from the mangrove forest surrounding the SEL is likely responsible for the terrestrial signatures of both  $\delta^{13}\text{C}$  and  $\delta^{15}\text{N}$  beneath the fish cages. However, if the mangrove forest continues to be cleared for the installment of shrimp farms, the  $\delta^{13}\text{C}$  and  $\delta^{15}\text{N}$  signatures beneath the fish cages may shift from a mangrove signature to a signature representative of the shrimp farms.

The percent carbon, percent nitrogen, and percent mud show the same patterns in all three cores (Figs. 15, 16, 11). During periods of fish cage usage, all three increase. Carroll and others (2003) found that total organic carbon beneath salmon cages in Norway was higher than at reference sites. Similarly, Yokoyama and others (2006) found high levels of total organic carbon and total nitrogen near fish cages in Gokasho Bay, Japan compared to reference sites.

C:N ratios greater than 15 indicate terrestrial  $\text{C}_3$  plant sources and C:N ratios ranging between 6.5 and 8.1 are typical of marine sediments (Meyers, 1997; Maksymowska and others, 2000; Kuramoto and Minagawa, 2001; Hu and others, 2006). C:N ratios for the three common mangrove plants listed above range from 27.7 to 49.7 (Kuramoto and Minagawa, 2001). The C:N ratios of the fish food averaged 7.16 for two pellets and 4.52 for two fish heads. Both of these values are very similar to the C:N values (3-7) throughout all three cores. However, the  $\delta^{13}\text{C}$  and  $\delta^{15}\text{N}$  values throughout the cores are more similar to those of terrestrial sources than the

fish food. Cifuentes and others (1996) found high  $\delta^{13}\text{C}$  values similar to mangrove plants and unusually low C:N values in an estuary in Ecuador. They attributed the low C:N values to nitrogen immobilization as mangrove plants decompose. With the amount of nitrogen being held constant and carbon being removed as  $\text{CO}_2$ , the C:N ratio decreases. Thus, the low C:N ratios in the SEL are likely a result of the decomposition of mangrove plants.

#### SUMMARY

The percent of organic matter (percent carbon) and percent nitrogen have a strong correlation with grain size beneath the fish cages. The presence of aquaculture causes a large flux of organic matter to the sediments in the form of fish feces and fish feed waste. However, the signature of carbon and nitrogen isotopes is a result of the influx of sediments from the surrounding mangroves.  $\delta^{13}\text{C}$  and  $\delta^{15}\text{N}$  values in both the lagoon and estuary are similar to those of terrestrial sources, including the nearby mangrove plants. The increased organic matter does however result in decreases in foraminiferal densities, diversity, and changes in abundances of particular taxa.

Patterns of grain size, foraminiferal density and diversity, percent carbon, and percent nitrogen all show similar patterns throughout core S43: percent sand and foraminiferal density and diversity decrease up-core as percent carbon and percent nitrogen increase. Patterns are also similar throughout core S40: percent sand and foraminiferal density and diversity initially decrease up-core as percent carbon and percent nitrogen initially increase. Near the same depth (~30 cm), all four trends reverse. This is likely in response to the closure of the southern inlet in 2003, which would have increased tidal current strength in the lagoon, especially near S40. High densities of foraminifera at the bottom of S43 and at the bottom and top of S40 are likely due to the baffling effect of the cages. In S9A, patterns of percent sand, percent carbon and percent

nitrogen exhibit two abrupt trend reversals near the same depths, the lower one corresponding to the onset of aquaculture and the upper one corresponding to the abandonment of the cages. Foraminiferal density demonstrates less abrupt changes and foraminiferal diversity does not demonstrate a change at all.

## **CONCLUSIONS**

The abrupt changes in foraminiferal distributions, grain size, and geochemistry in S9A, where the complex was abandoned, and the gradual changes to pre-aquaculture conditions in S40 suggest that aquaculture in the SEL is not creating any permanent detrimental effects on the environment. Changes in sediment properties reversed quickly after abandonment at S9A. Sediment properties at S40 have reversed more gradually, but this corresponds with a likely increase in tidal current strength associated with the closure of the southern inlet in 2003.. Tidal flushing and the presence of the surrounding mangrove forest are reducing the signature of the fish cage complex in the sediments at S40. Current farming activities at the active cage complexes do not appear to be great enough to significantly compromise the environmental health of the SEL.



## REFERENCES

- ACKEFORS, H., and ENELL, M., 1994, The release of nutrients and organic matter from aquaculture systems in Nordic countries: *Journal of Applied Ichthyology*, v. 10, p. 225–241.
- ACOSTA, J. T., 1940, Nuevos Foraminiferos de la Costa Sur de Cuba: *Memorias de la Sociedad Cubana de Historia Naturel*, no. 14, p. 269–275.
- ALONGI, D. M., CHONG, V. C., DIXON, P., SASEKUMAR, A., and TIRENDI, F., 2003, The influence of fish cage aquaculture on pelagic carbon flow and water chemistry in tidally dominated mangrove estuaries of peninsular Malaysia: *Marine Environmental Research*, v. 55, p. 313–333.
- ALVE, E., 1995, Benthic foraminiferal responses to estuarine pollution in Sorfjord, western Norway: *Journal of Foraminiferal Research*, v. 25, p. 190–203.
- ANDERSEN, H. V., 1953, Two new species of *Haplophragmoides* from the Louisiana coast: *Contributions from the Cushman Foundation for Foraminiferal Research*, v. 4, p. 20–22.
- ANGEL, D. L., VERGHESE, S., LEE, J. J., SALEH, A. M., ZUBER, D., LINDELL, D., and SYMONS, A., 2000, Impact of a net cage fish farm on the distribution of benthic foraminifera in the northern Gulf of Eilat (Aqaba, Red Sea): *Journal of Foraminiferal Research*, v. 30, p. 54–65.
- APPLEBY, P. G., and OLDFIELD, F., 1992, Application of Lead-210 to sedimentation studies, in Ivanovich, M., Harmon, R. S. (eds.), *Uranium-series Disequilibrium: Applications to Earth, Marine, and Environmental Problems*: Clarendon Press, Oxford, UK, p. 731–778.
- ASANO, K., 1936, Studies in the fossil Foraminifera from the Neogene of Japan. Part 1.

- Foraminifera from Muraoka-mura, Kamakuragori, Kanagawa Prefecture: *Journal of the Geological Society of Japan*, v. 43, p. 606–614.
- AXLER, R., LARSEN, C., TIKKANEN, C., McDONALD, M., YOKOM, S., and AAS, P., 1996, Water quality issues associated with aquaculture: a case study in mine pit lakes: *Water Environment Research*, v. 68, p. 995–1011.
- BANDY, O. L., INGLE, J. C., and RESIG, J. M., 1964, Foraminifera, Los Angeles County outfall area, California: *Limnology and Oceanography*, v. 9, p. 124–137.
- BARTLETT, M. S., 1947, The use of transformations: *Biometrics*, v. 3, p. 39–52.
- BOUTTON, T. W., 1991, Stable carbon isotope ratios of natural materials: II. Atmospheric, terrestrial, marine, and freshwater environments, *in* Coleman, D. C. and Fry, B. (eds.), *Carbon Isotopes Techniques*: Academic Press Inc., San Diego, p. 173–185.
- BRADY, H. B., 1879, Notes on some of the reticularian Rhizopoda of the “*Challenger*” expedition: Part 2: Additions to the knowledge of porcelaneous and hyaline types: *Quarterly Journal of Microscopical Science*, v. 19, p. 261–299.
- , 1881, Notes on some of the reticularian Rhizopoda of the “*Challenger*” expedition: Part 3: *Quarterly Journal of Microscopical Science*, v. 21, p. 31–71.
- , 1884, Notes on the foraminifera dredged by H. M. S. *Challenger* during the years 1873–1876: *Report of the Scientific Results of the Voyage of H. M. S. Challenger*, London, (Zoology), v. 9, p. 1–814.
- , and ROBERTSON, D., 1870, The Ostracoda and Foraminifera of tidal rivers with an analysis and description of the Foraminifera: *Annals and Magazine of Natural History*, v. 6, p. 273–309.
- BRÖNNIMANN, P., and KEIJ, A. J., 1986, Agglutinated Foraminifera (Lituolacea and

- Trochamminacea) from brackish waters of the State of Brunei and of Sabah, Malaysia, northwest Borneo: *Revue de Paléobiologie*, v. 5, p. 11–31.
- , ———, and ZANINETTI, 1983, *Bruneica clypea* n. gen., n. sp., a Recent remaneicid (Foraminiferida: Trochamminacea) from the brackish waters of Brunei, northwest Borneo: *Revue de Paléobiologie*, v. 2, p. 35–41.
- , WHITTAKER, J. E., and ZANINETTI, L., 1992, Brackish water foraminifera from mangrove sediments of southwestern Viti Levu, Fiji Islands, southwest Pacific: *Revue de Paléobiologie*, v. 11, p. 13–65.
- , and ZANINETTI, L., 1979, *Paratrochammina stoeni*, n. sp., a new trochamminid (Foraminifera) from recent mangrove swamp sediments of Viti Levu, Fiji, with remarks of S. Atlantic and S. Pacific mangrove foraminifera: *Notes du Laboratoire de Paléontologie de l'Université de Genève*, v. 4, p. 51–54.
- BUCKLEY, D. E., OWENS, E. H., SCHAFER, C. T., VILKS, G., CRANSTON, R. E., RASHID, M. A., WAGNER, F. J. E., and WALKER, D. A., 1974, Canso Strait and Chedabucto Bay: a multidisciplinary study of the impact of man on the marine environment: *Geological Survey of Canada*, v. 1, p. 133–160.
- CAI, D. -L., TAN, F. C., and EDMOND, J. M., 1988, Sources and transport of particulate organic carbon in the Amazon River and estuary: *Estuarine, Coastal and Shelf Science*, v. 26, p. 1–14.
- CARPENTER, W. B., PARKER, W. K., and JONES, J.R., 1862, *Introduction to the Study of Foraminifera*: The Ray Society, London, 319 p.
- CARROLL, M. L., COCHRANE, S., FIELER, R., VELVIN, R., and WHITE, P., 2003, *Organic*

- enrichment of sediments from salmon farming in Norway: environmental factors, management practices, and monitoring techniques: *Aquaculture*, v. 226, p. 165–180.
- CEARETTA, A., IRABIEN, M. J., LEORRI, E., YUSTA, I., CROUDACE, I. W., and CUNDY, A. B., 2000, Recent anthropogenic impacts on the Bilbao Estuary, northern Spain: geochemical and microfaunal evidence: *Estuarine, Coastal, and Shelf Science*, v. 50, p. 571–592.
- , —————, —————, —————, QUINTANILLA, A., and ZABALETA, A., Environmental transformation of the Bilbao estuary, N. Spain: microfaunal and geochemical proxies in the recent sedimentary record: *Marine Pollution Bulletin*, v. 44, p. 487–503.
- CIFUENTES, L. A., COFFIN, R. B., SOLORZANO, L., CARDENAS, W., ESPINOZA, J., and TWILLEY, R. R., 1996, Isotopic and elemental variations of carbon and nitrogen in a mangrove estuary: *Estuarine, Coastal, and Shelf Science*, v. 43, p. 781–800.
- CLARK, D. F., 1971, Effects of aquaculture outfall on benthonic foraminifera in Clam Bay, Nova Scotia: *Maritime Sediments*, v. 7, p. 76–84.
- CORBETT, D. R., MCKEE, B., and MEAD, A., 2006, Nature of decadal-scale sediment accumulation on the western shelf of the Mississippi River delta: *Continental Shelf Research*, v. 26, p. 2125–2140.
- , VANCE, D., LETRICK, E., MALLINSON, D., and CULVER, S. J., 2007, Decadal-scale sediment dynamics and environmental change in the Ablemarle estuarine system, North Carolina: *Estuarine, Coastal, and Shelf Science*, v. 71, p. 717–729.
- CULVER, S. J., and BUZAS, M. A., 1995, The effects of anthropogenic habitat disturbance, habitat destruction and global warming on shallow marine benthic foraminifera: *Journal of Foraminiferal Research*, v. 25, p. 204–211.
- , and —————, 1999, Biogeography of neritic benthic foraminifera, *in* Sen Gupta, B. K.

- (ed.), *Modern Foraminifera*: Kluwer Academic Publishers, Dordrecht, The Netherlands, p. 93–102.
- , MALLINSON, D. J., CORBETT, D. R., LEORRI, E., ROUF, A. A., SHAZILI, N. A. M., ROSNAN, Y., WHITTAKER, J. E., BUZAS, M. A., and PARHAM, P. R., 2012, Distribution of foraminifera in the Setiu estuary and lagoon, Terengganu, Malaysia: *Journal of Foraminiferal Research*, v. 42, p. 109–133.
- CUSHMAN, J. A., 1922, Results of the Hudson Bay Expedition, 1920. 1. The Foraminifera: *Contributions to Canadian Biology*, v. 9, p. 135–147.
- , 1926, Recent foraminifera from Porto Rico: *Publications of the Carnegie Institution of Washington*, v. 342, p. 73–84.
- , 1933a, Some new Recent Foraminifera from the tropical Pacific: *Contributions from the Cushman Laboratory for Foaminiferal Research*, v. 9, p. 77–95.
- , 1933b, The foraminifera of the tropical Pacific collections of the “Albatross,” 1899-1900, Part 2, Lagenidae to Alveolinellidae: *Bulletin of the United States National Museum* v. 161, p. i-vi, 1–79.
- , 1936, New genera and species of the families Verneuulinidae and Valvulinidae and of the subfamily Vigulininae: *Cushman Laboratory for Foraminiferal Research, Special Publication*, no. 6, p. 1–71.
- , 1945, The species of the subfamily Reussellinae of the foraminiferal family Buliminidae: *Contributions from the Cushman Laboratory for Foraminiferal Research*, v. 21, p. 23–54.
- , and BRÖNNIMANN, P., 1948, Additional new species of arenaceous foraminifera

- from the shallow waters of Trinidad: Contributions from the Cushman Laboratory for Foraminiferal Research, v. 24, p. 37–42.
- DEBENAY, J. -P., DELLA PATRONA, L., and GOGUENHEIM, H., 2009a, Colonization of coastal environments by foraminifera: insight from shrimp ponds in New Caledonia (SW Pacific): Journal of Foraminiferal Research, v. 39, p. 249–266.
- , ———, HERBLAND, A. and GOGUENHEIM, H., 2009b, The impact of easily oxidized material (EOM) on the meiobenthos: foraminifera abnormalities in shrimp ponds of New Caledonia; implications for environment and paleoenvironment survey: Marine Pollution Bulletin, v. 59, p. 323–335.
- DE LAMARCK, J. B., 1804, Suite des mémoires sur les fossils des environs de Paris: Annales Musée Histoire et Naturelles, Paris, no. 5, p. 237–245.
- , 1816, Histoire naturelle des animaux sans vertèbres: Vendière, Paris, v. 2, p. 1–568.
- DEY, M. M., and AHMED, M., 2005, Aquaculture – food and livelihoods for the poor in Asia: a brief overview of the issues: Aquaculture Economics and Management, v. 9, p. 1–10.
- D’ORBIGNY, A. D., 1826, Tableau methodique de la classe Cephalopodes: Annales des Sciences Naturelles, Paris, no. (1), 7, p. 254–314.
- , 1839a, Foraminifères, *in* de la Sagra, R., Histoire physique, politique et naturelle de l’île de Cuba: Arthus Bertrand, Paris, 224 p.
- , 1839b, Foraminifères: Part 5 in Voyage dans l’Amérique méridionale, v. 5, p. 1–86.
- EGGER, J. G., 1983, Foraminiferen aus Meeresgrundproben, gelothet von 1874 bis 1876 von S. M. Sch. Gazelle: Bayerische Akademie der Wissenschaften zu München, Abhandlungen, München, Band 18 (1895), Abt. 2, p. 196–458.

- FARRELL, K. M., HARRISH, W. B., MALLINSON, D. J., CULVER, S. J., RIGGS, J. P., SELF-TRAIL, J. M., and LAUTIER, C., 2012, Standardizing texture and facies codes for a process-based classification of clastic sediment and rock: *Journal of Sedimentary Research*, v. 82, p. 364–378.
- FINLAY, H. J., 1940, New Zealand Foraminifera: key specimens in stratigraphy: *Transactions of the Royal Society of New Zealand*, v. 69, p. 448–472.
- FISHER, R. A., CORBETT, A. S., and WILLIAMS, C. B., 1943, The relationship between the number of species and the number of individuals in a random sample of an animal population: *Journal of Animal Ecology*, v. 12, p. 42–58.
- FLYNN, W. W., 1968, The determination of low levels of Polonium-210 in environmental materials: *Analytica Chimica Acta*, v. 43, p. 221–227.
- FOLK, R. L., 1954, The distinction between grain size and mineral composition in sedimentary rock nomenclature: *Journal of Geology*, v. 62, p. 344–359.
- FORSKÅL, P., 1775, *Descriptiones animalium: Hauniae*, Copenhagen, Carsten Niebuhr, 164 p.
- FRY, B., and SHERR, E. B., 1984,  $\delta^{13}\text{C}$  measurements as indicators of carbon flow in marine and freshwater ecosystems: *Contributions in Marine Science*, v. 27, p. 13–47.
- GALLOWAY, J. J., and WISLER, S. G., 1927, Pleistocene foraminifera from the Lomita Quarry, Palos Verdes Hills, California: *Journal of Paleontology*, v. 1, p. 35–87.
- GOODBRED, S. L., JR., and KUEHL, S. A., Flooplain processes in the Bengal Basin and the storage of Ganges-Brahmaputra river sediment: an accretion study using  $^{137}\text{Cs}$  and  $^{210}\text{Pb}$  geochronology: *Sedimentary Geology*, v. 121, p. 239–258.
- GRANT, J., HATCHER, A., SCOTT, D. B., POCKLINGTON, P., SCHAFER, C. T., and WINTERS, G. V.,

- 1995, A multidisciplinary approach to evaluating impacts of shellfish aquaculture on benthic communities: *Estuaries*, v. 18, p. 124–144.
- HALD, M., and STEINSUND, P. I., 1992, Distribution of surface sediment benthic foraminifera in the southwestern Barents Sea: *Journal of Foraminiferal Research*, v. 22, p. 347–362.
- HALLOCK, P., LIDZ, B. H., COCKEY-BURKHARD, E. M., and DONNELLY, K. B., 2003, Foraminifera as bioindicators in coral reef assessment and monitoring: the foram index: *Environmental Monitoring and Assessment*, v. 81, p. 221-238.
- HAYEK, L. C., and BUZAS, M. A., 2006, The martyrdom of St. Lucie: Decimation of a meiofauna: *Bulletin of Marine Science*, v. 79, p. 341–352.
- HE, Q., and WALLING, D. E., 1996, Interpreting particle size effects in the adsorption of  $^{137}\text{Cs}$  and unsupported  $^{210}\text{Pb}$  by mineral soils and sediments: *Journal of Environmental Radioactivity*, v. 30, p. 117-137.
- HERON-ALLEN, E., and EARLAND, A., 1913, Clare Island Survey: Part 64. Foraminifera: *Proceedings of the Royal Irish Academy*, v. 31, p. 1–188.
- HERON-ALLEN, E., and EARLAND, A., 1915, The foraminifera of the Kerimba Archipelago (Portuguese East Africa), Part II: *Transactions of the Zoological Society of London*, v. 20, p. 543–794.
- HU, J., PENG, P., JIA, G., MAI, B., and ZHANG, G., 2006, Distribution and sources of organic carbon, nitrogen and their isotopes in sediments of the subtropical Pearl River estuary and adjacent shelf, Southern China: *Marine Chemistry*, v. 98, p. 274-285.
- JONES, R. W., 1994, *The Challenger Foraminifera*: Oxford University Press, Oxford, 149 p.
- KARAKASSIS, I., TSAPAKIS, M., and HATZIYANNI, E., 1998, Seasonal variability in sediment



- profiles beneath fish farm cages in the Mediterranean: *Marine Ecology Progress Series*, v. 162, p. 243–252.
- KURAMOTO, T., and MINAGAWA, M., 2001, Stable carbon and nitrogen isotopic characterization of organic matter in a mangrove ecosystem on the southwestern coast of Thailand: *Journal of Oceanography*, v. 57, p. 421-431.
- LINNÉ, C., 1758, *Systema Naturae*, v. 1, 10<sup>th</sup> ed., *Homiae* (Stockholm): L. Salvii, p. 1–824.
- LOEBLICH, A. R., JR., and TAPPAN, H., 1964, Sarcodina, chiefly “Thecamoebians” and Foraminiferida, *in* Moore, R. C., (ed.), *Treatise on Invertebrate Paleontology: Geological Society of America and University of Kansas Press*, 900 p.
- LOEBLICH, A. R., JR., and TAPPAN, H., 1994, Foraminifera of the Sahul Shelf and Timor Sea: Cushman Foundation for Foraminiferal Research, Special Publication no. 31, p. 1–661.
- LUAN, B. T., and DEBENAY, J. -P., 2005, Foraminifera, environmental bioindicators in the highly impacted environments of the Mekong Delta: *Hydrobiologia*, v. 548, p. 75–83.
- MAKSYMOWSKA, D., RICHARD, P., PIEKAREK-JANKOWSKA, H., and RIERA, P., 2000, Chemical and isotopic composition of the organic matter sources in the Gulf of Gdansk (southern Baltic Sea): *Estuarine, Coastal, and Shelf Science*, v. 51, p. 585–598.
- MATSON, E. A., and BRINSON, M. M., 1990, Stable carbon isotopes and the C:N ratio in the estuaries of the Pamlico and Neuse Rivers, North Carolina: *Limnology and Oceanography*, v. 35, p. 1290–1300.
- MCCULLOCH, I. A., 1977, Qualitative observations on Recent foraminiferal tests with emphasis on the Eastern Pacific: Parts I-III: University of South California, Los Angeles, 1079 p.
- MELLO, J. F., and BUZAS, M. A., 1968, An application of cluster analysis as a method of determining biofacies: *Journal of Paleontology*, v. 42, p. 747–758.

- MEYERS, P. A., 1997, Organic geochemical proxies of paleoceanographic, paleolimnologic, and paleoclimatic processes: *Organic Geochemistry*, v. 27, p. 213-250.
- MILLETT, F. W., 1903, Report on the Recent Foraminifera of the Malay Archipelago collected by Mr. A. Durrand, F.M.R.S.: *Journal of the Royal Microscopical Society*, London, Parts 14, 15, p. 253-275, 685–704.
- MILLETT, F. W., 1904, Report on the Recent Foraminifera of the Malay Archipelago collected by Mr. A. Durrand, F. R. M. S.: *Journal of the Royal Microscopical Society*, Part 16, p. 489–506.
- MOJICA, R., and NELSON, W. G., 1993, Environmental effects of a hard clam (*Mercenaria mercenaria*) aquaculture site in the Indian River Lagoon, Florida: *Aquaculture*, v. 113, p. 313–329.
- MUNSTERMAN, D., and KERSTHOLT, S., 1996, Sodium polytungstate, a new non-toxic alternative to bromoform in heavy liquid separation: *Review of Paleobotany and Palynology*, v. 91, p. 417–422.
- MURRAY, J., 1973, *Distribution and Ecology of Living Benthic Foraminiferids*: Heinemann Educational Books Limited, London, 274 p.
- , 2006, *Ecology and Applications of Benthic Foraminifera*: Cambridge University Press, Cambridge, 426 p.
- NITTROUER, C. A., STERNBERG, R. W., CARPENTER, R., and BENNETT, J. T., 1979, The use of Pb-210 geochronology as a sedimentological tool: application to the Washington continental shelf: *Marine Geology*, v. 31, p. 297–316.
- OWENS, N. J. P., 1987, Natural variations in <sup>15</sup>N in the marine environment: *Marine Biology*, v. 24, p. 389–451.

- PALINKAS, C. M., and NITTROUER, C. A., 2007, Modern sediment accumulation on the Po Shelf, Adriatic Sea: *Continental Shelf Research*, v. 27, p. 489–505.
- PETERS, K. E., SWEENEY, R. E., and KAPLAN, J. R., 1978, Correlation of carbon and nitrogen stable isotopes ratios in sediment organic matter: *Limnology and Oceanography*, v. 23, p. 598–604.
- PHILLIPS, R. P., 1985, Longshore transport of sediment during August and September on the Terengganu coast: *Pertanika Journal of Agricultural Science*, v. 8, p. 273–279.
- REUSS, A. E., 1850, Neues Foraminiferen aus den Schichten des österreichischen Tertiärbeckens: *Denkschriften der Kaiserlichen Akademie der Wissenschaften, Mathematisch-Naturwissenschaftliche Classe 1*, p. 365–390.
- ROSNAN, Y., 1988, Geophysical studies in Setiu lagoon-estuary system: M. Sc. Thesis, Universiti Pertanian Malaysia.
- , HUSAIN, M. L., and SHAZILI, N. A. M., 1995, Grain-size distribution of sediment in the vicinity of Setiu lagoon-estuary system: *Pertanika Journal of Tropical Agricultural Science*, v. 18, p. 71–76.
- , and MUSTAPA, M. Z., 2010, Grain-size distribution and subsurface mapping at the Setiu Wetlands, Setiu, Terengganu: *Environmental Earth Sciences*, v. 60, p. 975–984.
- SAMPAIO, L., FREITAS, R., MAGUAS, C., and QUINTINO, V., 2010, Coastal sediments under the influence of multiple organic enrichment sources: an evaluation using carbon and nitrogen stable isotopes: *Marine Pollution Bulletin*, v. 60, p. 272–282.
- SAUNDERS, J.B., 1957, Trochamminidae and certain Lituolidae (Foraminifera) from the recent brackish-water sediments of Trinidad, British West Indies: *Smithsonian Miscellaneous Collections*, v. 134, p. 1–16.

- SCHAFFER, C. T., 2000, Monitoring nearshore marine environments using benthic foraminifera: some protocols and pitfalls: *Micropaleontology*, v. 46, supplement no. 1, p. 161–169.
- , and COLE, F. E., 1974, Distribution of benthonic foraminifera: their use in delimiting local nearshore environments: offshore geology of Canada, Eastern Canada: Geological Survey of Canada, v. 1, p. 103–108.
- , WINTERS, G. V., SCOTT, D. B., POCKLINGTON, P., COLE, and F. E., HONIG, C., 1995, Survey of living foraminifera and polychaete populations at some Canadian aquaculture sites: potential for impact mapping and monitoring: *Journal of Foraminiferal Research*, v. 25, p. 236–259.
- , SCHAFFER, C. T., HONIG, C., and YOUNGER, D. C., 1995, Temporal variations of benthic foraminiferal assemblages under or near aquaculture operations: documentation of impact history: *Journal of Foraminiferal Research*, v. 25, p. 224–235.
- , MEDIOLI, F. S., and SCHAFFER, R. T., 2001, *Monitoring in Coastal Environments Using Foraminifera and Thecamoebian Indicators*: Cambridge University Press, Cambridge, 177 p.
- SMITH, F. and EPSTEIN, S., 1971, Two categories of  $^{13}\text{C}/^{12}\text{C}$  ratios for higher plants: *Plant Physiology*, v. 47, p. 380–384.
- SWEENEY, R., and KAPLAN, I. R., 1980, Natural abundances of  $^{15}\text{N}$  as a source indicator for near-shore marine sedimentary and dissolved nitrogen: *Marine Chemistry*, v. 9, p. 81–94.
- TARASOVA, T. S., 2006, Environmental impacts on the benthic foraminiferal fauna in nearshore ecosystems: *Russian Journal of Marine Biology*, v. 32, suppl. 1, p. S11–S20.
- , and PREOBRAZHENSKAYA, T. V., 2007, Benthic foraminifera at a scallop aquaculture

- site in Minonosk Bay, the Sea of Japan: *Russian Journal of Marine Biology*, v. 33, p. 17–29.
- THORNTON, S. F., and MCMANUS, J., 1994, Application of organic carbon and nitrogen stable isotope and C/N ratios as source indicators of organic matter provenance in estuarine systems: evidence from the Tay Estuary, Scotland: *Estuarine, Coastal, and Shelf Science*, v. 38, p. 219–233.
- TODD, R., 1957, Geology of Saipan, Mariana Islands, Part 3, Paleontology, Smaller foraminifera: U. S. Geological Survey Professional Papers, no. 280-H, p. 265–320.
- TUCKER, J., SHEATS, N., GIBLIN, A. E., HOPKINSON, C. S., and MONTROYA, J. P., 1999, Using stable isotopes to trace sewage-derived material through Boston Harbor and Massachusetts Bay: *Marine Environmental Research*, v. 48, p. 353–375.
- VELLA, P., 1957, Studies in New Zealand foraminifera; Part I, Foraminifera from Cook Strait. Part II, Upper Miocene to Recent species of the genus *Notorotalia*: New Zealand Geological Survey Paleontological Bulletin, no. 28, p. 1–64.
- WALTON, W. R., 1952, Techniques for recognition of living foraminifera: Contributions from the Cushman Foundation for Foraminiferal Research, v. 3, p. 56–60.
- WATKINS, J. G., 1961, Foraminiferal ecology around the Orange County, California, ocean sewer outfall: *Micropaleontology*, v. 7, p. 199–206.
- WHITTAKER, J. E., and HODGKINSON, R. L., 1979, Foraminifera of the Togopi Formation, eastern Sabah, Malaysia: *Bulletin of the British Museum (Natural History) Geology Series*, v. 31, no. 1, p. 1–120.
- WU, R. S. S., 1995, The environmental impact of marine fish culture: towards a sustainable future: *Marine Pollution Bulletin*, v. 31, p. 159–166.
- XUE, W., YAN, C., YU, H., and BAI, Y., 2009, Mangrove-derived organic carbon in sediment from

- Zhangjiang Estuary (China) mangrove wetland: *Journal of Coastal Research*, v. 25, p. 949–956.
- YAMADA, Y., YOKOYAMA, H., ISHIHI, Y., and AZETA, M., 2003, Historical feeding analysis in fish farming based on carbon and nitrogen stable isotope ratio in sediment: *Fisheries Science*, v. 69, p. 213-215.
- YE, L. X., RITZ, D. A., FENTON, G. E., and LEWIS, M. E., 1991, Tracing the influence on sediments of organic waste from a salmonid farm using stable isotope analysis: *Journal of Experimental Marine Biology and Ecology*, v. 145, p. 161–174.
- YOKOYAMA, H., ABO, K., and ISHIHI, Y., 2006, Quantifying aquaculture-derived organic matter in the sediment in and around a coastal fish farm using stable carbon and nitrogen isotope ratios: *Aquaculture*, v. 254, p. 411–425.
- ZABORSKA, A., CARROLL, J., PAPUCCI, C., and PEMPKOWIAK, J., 2007, Intercomparison of alpha and gamma spectrometry techniques used in  $^{210}\text{Pb}$  geochronology: *Journal of Environmental Radioactivity*, v. 93, p. 38–50.
- ZALESNY, E. R., 1959, Foraminiferal ecology of Santa Monica Bay, California: *Micropaleontology*, v. 5, p. 101–126.

**APPENDIX A.** Taxonomic Reference List (abbreviated names of taxa used in Figs. 7-9)

- Ammobaculities exiguus* Cushman and Brönnimann, 1948, p. 38, pl. 7, figs. 7, 8. (*A. exi*)
- Ammonia* aff. *A. aoteana* (Finlay) = *Streblus aoteanus* Finlay, 1940, p.461. (*A. aff. A. aoteana*)
- Ammonia tepida* (Cushman) = *Rotalia beccarii* (Linné) var. *tepida* Cushman, 1926, p. 79, pl. 1, figs. 8a, b, c.
- Ammotium directum* (Cushman and Brönnimann) = *Ammobaculites directum* Cushman and Brönnimann, 1948, p. 38, pl. 7, figs. 3a, b, 4. (*A. dir*)
- Ammotium morenoi* (Acosta) = *Ammobaculites morenoi* Acosta, 1940, p. 272, pl. 49, figs. 3, 8, not fig. 1. (*A. mor*)
- Amphistegina lessonii* d'Orbigny, 1826, p. 304, no. 3. (*A. les*)
- Asterorotalia pulchella* (d'Orbigny) = *Rotalia (Calcarina) pulchella* d'Orbigny, 1839a, p. 80, pl. 5, figs. 16–18.
- Bolivina striatula* Cushman, 1922, p. 27, pl. 3, fig. 10. (*B. str*)
- Bruneica clypea* Brönnimann, Keij and Zaninetti, 1983, p. 36, pls. 1, 2.
- Brizalina subtenuis* (Cushman) = *Bolivina subtenuis* Cushman, 1936, p. 57, pl. 8, fig. 10.
- Buliminella elegantissima* (d'Orbigny) = *Bulimina elegantissima* d'Orbigny, 1839b, p. 51, pl. 7, figs. 13,14.
- Buliminoides williamsoni* (Brady) = *Bulimina williamsoniana* Brady, 1884, p. 408, pl. 51, figs. 16, 17.
- Cancris carinatus* (Millett) = *Pulvinulina oblonga* (Williamson) var. *carinata* Millett, 1904, p. 498, pl. 10, fig. 3.
- Caronia exilis* (Cushman and Brönnimann) = *Gaudryina exilis* Cushman and Brönnimann, 1948, p. 40, pl. 7, figs. 15, 16. (*C. exi*)
- Cellanthus biperforatus* Whittaker and Hodgkinson, 1979, p. 84, fig. 61; pl. 7, figs. 3a, b; pl. 10, fig. 21.
- Chrysalidinella dimorpha* (Brady) = *Chrysalidina dimorpha* Brady, 1884, p. 388, pl. 46, figs. 20, 21.
- Cibicides* cf. *C. fletcheri* Galloway and Wissler, 1927, p. 64, pl. 10, figs. 8, 9. (*C. cf. C. fle*)
- Dyocibicides primitivus* Vella, 1957, p. 41, pl. 9, figs. 198–200.

*Elphidium advenum* s. l. (Cushman) = *Polystomella advenum* Cushman, 1922, p. 56, pl. 9, figs. 11, 12.

*Elphidium crispum* (Linné) = *Nautilus crispus* Linné, 1758, p. 709.

*Elphidium hyalocostatum* Todd, 1957, p. 300, pl. 88, fig. 19.

*Elphidium indicum* Cushman, 1936, p. 83, pl. 14, fig. 10.

*Elphidium* cf. *E. neosimplex* McCulloch, 1977, p. 223, pl. 91, fig. 1.

*Elphidium poeyanum* (d'Orbigny) = *Polystomella poeyana* d'Orbigny, 1839a, p. 55, pl. 6, figs. 25, 26.

*Elphidium* cf. *reticulosum* Cushman, 1933a, p. 51, pl. 12, figs. 5a, b. (*E. ret*)

*Elphidium* aff. *E. simplex* Cushman, 1933b, p. 52, pl. 12, figs. 8, 9.

*Elphidium* aff. *E. simulatum* McCulloch, 1977, p. 224, pl. 97, fig. 8.

*Elphidium singaporense* McCulloch, 1977, p. 224, pl. 97, fig. 2.

*Fissurina* cf. *F. paula* McCulloch, 1977, p. 120, pl. 58, fig. 5.

*Gavelinopsis praegeri* (Heron-Allen and Earland) = *Discorbina praegeri* Heron-Allen and Earland, 1913, p. 122, pl. 10, figs. 8-10. (*G. pra*)

"*Glomospira*" *fijiensis* Brönnimann, Whittaker and Zaninetti, 1992, p. 23, pl. 3, figs. 1-4.

"*Glomospirella*" *fijiensis* Brönnimann, Whittaker and Zaninetti, 1992, p. 23, pl. 13, figs. 1-4.

*Haplophragmoides* cf. *H. manilaensis* Andersen, 1953, p. 22, pl. 4, fig. 8a, b.

*Haplophragmoides wilberti* Andersen, 1953, p. 21, pl. 4, fig. 7.

*Miliammina fusca* (Brady) = *Quinqueloculina fusca* Brady in Brady and Robertson, 1870, p. 47, pl. 11, figs. 2, 3. (*M. fus*)

*Murrayina murrayi* (Heron-Allen and Earland) = *Rotalia murrayi* Heron-Allen and Earland, 1915, p. 721.

*Notorotalia* cf. *N. inornata* Vella, 1957, p. 54, pl. 2, fig. 29; pl. 3, figs. 36-38.

*Pararotalia* aff. *P. calcariformata* McCulloch, 1977, p. 428, pl. 177, figs. 10, 11.

*Pararotalia nipponica* (Asano) = *Rotalia nipponica* Asano, 1936, p. 614, pl. 31, figs. 2a-c.

*Pararotalia venusta* (Brady) = *Rotalia venusta* Brady, 1884, p. 708, pl. 108, fig. 2.



*Paratrochammina stoeni* Brönnimann and Zaninetti, 1979, p. 51-54, pl. 2, figs. 1–7. (*P. sto*)

*Peneroplis pertusus* (Forskål) = *Nautilus pertusus* Forskål, 1775, p. 125.

*Planispirinella exigua* Brady, 1879, p. 267.

*Planorbulina acervalis* Brady, 1884, p. 657, pl. 92, fig. 4.

*Pseudorotalia schroeteriana* (Parker and Jones) = *Planorbulina schroeteriana* Parker and Jones in Carpenter and others, 1862, p. 213, pl. 13, figs. 7–9.

*Reussella pulchra* Cushman, 1945, p. 34, pl. 34, figs. 11–12. (*R. pul*)

*Reussella spinulosa* (Reuss) = *Verneuilina spinulosa* Reuss, 1850, p. 374, pl. 47, fig. 12.

*Rosalina globularis* d'Orbigny, 1826, p. 271, pl. 13, figs. 1–4. (*R. glo*)

*Sagrina zanzibarica* (Cushman) = *Bolivina zanzibarica* Cushman, 1936, p. 58, pl. 8, fig. 12. (*S. zan*)

*Sagrinella lobata* (Brady) = *Bolivina lobata* Brady, 1881, p. 58; Brady, 1884, pl. 53, figs. 22, 23. (*S. lob*)

*Schackoinella globosa* (Millett) = *Discorbina imperatoria* (d'Orbigny) var. *globosa* Millett, 1903, p. 701, pl. 7, figs. 6a, b. (*S. glo*)

*Siphotrochammina lobata* Saunders, 1957, p. 9, 10, pl. 3, figs. 1, 2. (*S. loba*)

*Sorites marginalis* (Lamarck) = *Orbulites marginalis* Lamarck, 1816, p. 196.

*Spirolina cylindracea* (Lamarck) = *Spirolinites cylindracea* Lamarck, 1804, p. 245; 1806, pl. 62, fig. 15.

*Trochammina amnicola* Brönnimann and Keij, 1986, p. 22, pl. 2, figs. 1, 2; pl. 4, figs. 1–13. (*T. amn*)

*Wisenerella auriculata* (Egger) = *Planispirina auriculata* Egger, 1893, p. 245, pl. 3, figs. 13–15.

*Asterigerinata* sp. A (*A. sp. A*)

*Bolivina* spp. (*B. spp.*)

*Nonion* sp. B (*N. sp. B*)

*Quinqueloculina* spp. (*Q. spp.*)

*Trochammina* sp. E (*T. sp. E.*)

*“Trochammina ochracea” (“T. och.”)*

**APPENDIX B.** Foraminiferal census data, S43. L, live; D, dead. Sample depth, cm.

| Taxon ↓                                  | Sample depth → | 1                         | 3  | 5  | 7  | 9  | 11 | 13 | 15 | 17 | 19  | 21 | 23  | 25 | 27 | 29 | 31 | 33  | 35 | 37 | 39 | 41 | 43  | 45  | 47  | 49 | 51 | 53 | 55 | 57  | 59 | 61 | 63 | 65 | 67 | 69 | 71 |   |   |   |   |
|--|----------------|---------------------------|----|----|----|----|----|----|----|----|-----|----|-----|----|----|----|----|-----|----|----|----|----|-----|-----|-----|----|----|----|----|-----|----|----|----|----|----|----|----|---|---|---|---|
|  |                | <i>Agglutinella</i> sp. A | L  | 1  |    |    |    |    |    |    |     |    |     |    |    |    |    |     |    |    |    |    |     |     |     |    |    |    |    |     |    |    |    |    |    |    |    |   |   |   |   |
|  | D              |                           |    | 1  |    |    |    | 1  | 2  |    |     |    |     |    |    |    |    |     | 1  |    |    |    |     | 1   | 2   |    |    | 1  |    |     |    | 2  | 1  |    |    | 1  | 1  |   |   |   |   |
| <i>Ammobaculites exiguus</i>             | L              | 16                        | 16 | 8  | 8  | 22 | 4  | 7  |    | 4  | 1   | 1  | 5   | 1  | 1  | 4  |    | 1   | 1  |    |    |    |     |     |     |    |    |    |    |     |    |    |    |    |    |    |    |   |   |   |   |
|  | D              | 35                        | 41 | 40 | 44 | 73 | 72 | 86 | 42 | 42 | 33  | 64 | 55  | 38 | 19 | 17 | 36 | 27  | 27 | 20 | 24 | 31 | 18  | 16  | 17  | 10 | 7  | 14 | 12 | 5   | 11 | 3  | 6  | 5  | 8  | 10 |    |   |   |   |   |
| <i>Ammonia</i> aff. <i>A. aoteana</i>    | L              | 30                        | 46 | 12 | 17 | 14 | 6  | 8  | 4  | 5  | 6   | 7  | 4   | 9  |    |    | 3  | 3   | 1  |    |    | 1  |     |     |     |    |    |    |    |     |    |    |    |    |    |    |    |   |   |   |   |
|  | D              | 18                        | 50 | 53 | 73 | 40 | 62 | 46 | 52 | 85 | 110 | 85 | 111 | 82 | 87 | 85 | 99 | 105 | 93 | 90 | 73 | 96 | 100 | 101 | 109 | 87 | 90 | 74 | 85 | 114 | 70 | 80 | 82 | 83 | 97 | 98 | 92 |   |   |   |   |
| <i>Ammonia tepida</i>                    | L              |                           |    |    |    |    |    |    |    |    |     |    |     |    |    |    |    |     |    |    |    |    |     |     |     |    |    |    |    |     |    |    |    |    |    |    |    |   |   |   |   |
|  | D              |                           |    |    |    |    |    |    |    |    |     |    |     |    |    |    |    |     |    |    |    |    |     |     |     |    |    |    |    |     |    |    |    |    |    |    |    |   |   | 1 |   |
| <i>Ammotium directum</i>                 | L              |                           |    |    |    |    |    |    |    |    |     |    |     |    |    |    |    |     |    |    |    |    |     |     |     |    |    |    |    |     |    |    |    |    |    |    |    |   |   |   |   |
|  | D              |                           |    |    | 2  | 1  |    | 1  |    |    |     |    |     |    |    | 1  | 1  |     |    |    |    |    | 1   |     |     |    |    |    |    |     |    |    |    |    |    |    |    |   |   |   |   |
| <i>Ammotium morenoi</i>                  | L              | 2                         |    | 1  |    |    |    |    |    |    |     |    |     |    |    |    |    |     |    |    |    |    |     |     |     |    |    |    |    |     |    |    |    |    |    |    |    |   |   |   |   |
|  | D              | 1                         | 1  | 1  |    | 3  | 4  | 5  | 2  |    | 1   | 1  | 2   | 1  |    |    | 3  |     |    |    | 2  |    |     |     |     |    | 1  | 1  |    |     | 2  | 1  |    |    |    |    | 1  |   |   |   |   |
| <i>Amphistegina lessonii</i>             | L              |                           |    |    |    |    |    |    |    |    |     |    |     |    |    |    |    |     |    |    |    |    |     |     |     |    |    |    |    |     |    |    |    |    |    |    |    |   |   |   |   |
|  | D              | 2                         |    | 1  | 1  |    |    |    | 1  | 2  |     |    |     |    |    |    |    | 1   | 1  | 1  |    |    |     | 3   |     | 1  | 2  |    | 2  |     | 2  | 3  |    |    |    | 1  | 1  |   |   |   |   |
| <i>Asterigerinata</i> sp. A              | L              |                           |    |    |    |    |    |    |    |    |     |    |     | 1  |    |    |    |     |    |    |    |    |     |     |     |    |    |    |    |     |    |    |    |    |    |    |    |   |   |   |   |
|  | D              |                           | 1  | 2  |    |    |    |    |    |    |     |    |     |    |    |    |    |     |    |    |    |    | 1   |     | 1   | 1  |    |    |    |     |    |    |    |    |    |    |    |   |   |   |   |
| <i>Asterorotalia pulchella</i>           | L              |                           |    |    |    |    |    |    |    |    |     |    |     |    |    |    |    |     |    |    |    |    |     |     |     |    |    |    |    |     |    |    |    |    |    |    |    |   |   |   |   |
|  | D              |                           |    | 2  |    |    |    |    |    |    |     |    |     |    |    |    |    |     |    |    |    |    |     |     |     | 1  |    |    | 1  | 1   | 1  | 1  |    |    | 1  |    |    |   |   | 2 |   |
| <i>Bolivina striatula</i>                | L              |                           |    |    |    |    |    |    |    |    |     |    |     |    |    |    |    |     |    |    |    |    |     |     |     |    |    |    |    |     |    |    |    |    |    |    |    |   |   |   |   |
|  | D              |                           |    |    |    |    |    |    |    | 2  | 1   |    |     |    | 3  | 3  | 2  |     |    |    |    | 1  | 1   |     | 3   | 1  | 4  | 3  | 2  | 2   |    | 2  | 7  |    | 1  | 4  | 3  | 4 |   |   |   |
| <i>Bolivina</i> sp. 8                    | L              |                           |    |    |    |    |    |    |    |    |     |    |     |    |    |    |    |     |    |    |    |    |     |     |     |    |    |    |    |     |    |    |    |    |    |    |    |   |   | 1 |   |
|  | D              |                           |    |    |    |    |    |    |    |    |     |    |     |    |    |    |    |     |    |    |    |    |     |     |     |    |    |    |    |     |    |    |    |    |    |    |    |   |   |   |   |
| <i>Brizalina subtenuis</i>               | L              |                           |    |    |    |    |    |    |    |    |     |    |     |    |    |    |    |     |    |    |    |    |     |     |     |    |    |    |    |     |    |    |    |    |    |    |    |   |   |   |   |
|  | D              |                           |    |    | 2  |    |    |    |    |    |     |    |     |    |    |    | 1  |     |    |    |    |    |     |     |     |    |    |    |    |     |    |    |    |    |    |    |    |   | 1 |   |   |
| <i>Bruneica clypea</i>                   | L              |                           |    |    |    |    |    |    |    |    |     |    |     |    |    |    |    |     |    |    |    |    |     |     |     |    |    |    |    |     |    |    |    |    |    |    |    |   |   |   |   |
|  | D              |                           |    | 1  |    | 1  |    |    |    |    |     |    |     | 1  |    |    |    |     |    |    |    |    | 1   |     |     |    |    |    |    |     |    |    |    |    |    |    |    |   |   |   |   |
| <i>Bulimina</i> sp. 2                    | L              |                           |    |    |    |    |    |    |    |    |     |    |     |    |    |    |    |     |    |    |    |    |     |     |     |    |    |    |    |     |    |    |    |    |    |    |    |   |   |   |   |
|  | D              |                           |    |    |    |    |    |    |    |    |     | 1  |     |    |    |    |    |     |    |    |    |    |     |     |     |    |    | 1  |    |     | 1  |    |    |    |    |    |    |   |   |   |   |
| <i>Bulimina</i> sp. 3                    | L              |                           |    |    |    |    |    |    |    |    |     |    |     |    |    |    |    |     |    |    |    |    |     |     |     |    |    |    |    |     |    |    |    |    |    |    |    |   |   |   |   |
|  | D              |                           |    |    |    |    |    |    |    |    |     |    |     |    |    |    |    |     |    |    |    |    |     |     |     |    |    |    | 2  |     |    |    |    |    |    |    |    |   |   | 1 |   |
| <i>Buliminella elegantissima</i>         | L              |                           |    |    |    |    |    |    |    |    |     |    |     |    |    |    |    |     |    |    |    |    |     |     |     |    |    |    |    |     |    |    |    |    |    |    |    |   |   |   |   |
|  | D              |                           |    |    |    |    |    |    |    |    |     |    |     |    |    |    |    |     |    |    |    |    |     |     |     |    | 1  |    |    |     |    |    |    |    |    |    | 1  |   |   |   | 1 |
| <i>Buliminoides williamsoni</i>          | L              |                           |    |    |    |    |    |    |    |    |     |    |     |    |    |    |    |     |    |    |    |    |     |     |     |    |    |    |    |     |    |    |    |    |    |    |    |   |   |   |   |
|  | D              |                           |    |    |    |    |    |    |    | 1  |     |    |     |    |    |    |    | 1   | 1  |    |    |    |     |     |     |    |    |    | 1  |     |    |    |    |    |    |    | 1  | 1 | 1 | 1 |   |
| <i>Cancris carinatus</i>                 | L              |                           |    |    |    |    |    |    |    |    |     |    |     |    |    |    |    |     |    |    |    |    |     |     |     |    |    |    |    |     |    |    |    |    |    |    |    |   |   |   |   |
|  | D              |                           |    |    |    |    |    |    |    |    |     |    |     |    |    |    |    |     |    |    |    |    |     |     |     |    |    |    |    |     |    |    |    |    |    |    |    |   |   |   |   |
| <i>Caronia exilis</i>                    | L              |                           |    | 1  | 1  |    |    |    |    |    |     |    |     |    |    |    |    |     |    |    |    |    |     |     |     |    |    |    |    |     |    |    |    |    |    |    |    |   |   |   |   |
|  | D              |                           |    |    |    | 2  |    |    | 1  |    |     | 1  | 1   |    |    |    |    |     |    |    | 2  |    |     |     |     |    | 1  |    |    |     |    |    |    |    |    |    |    |   |   |   |   |
| <i>Cassidulina</i> sp. A                 | L              |                           |    |    |    |    |    |    |    |    |     |    |     |    |    |    |    |     |    |    |    |    |     |     |     |    |    |    |    |     |    |    |    |    |    |    |    |   |   |   |   |
|  | D              |                           |    |    |    |    |    |    |    |    |     | 1  |     |    |    |    |    |     |    |    |    |    |     |     |     |    |    |    | 1  |     | 1  |    | 2  |    |    |    |    |   |   |   |   |
| <i>Cellanthus biperforatus</i>           | L              |                           |    |    |    |    |    |    |    |    |     |    |     |    |    |    |    |     |    |    |    |    |     |     |     |    |    |    |    |     |    |    |    |    |    |    |    |   |   |   |   |
|  | D              |                           |    |    | 1  |    |    |    |    |    |     |    |     |    |    |    |    |     |    |    |    |    |     |     |     |    |    |    |    |     |    |    |    |    |    |    |    |   | 2 |   | 1 |
| <i>Cheilochanus</i> sp. 1                | L              |                           |    |    |    |    |    |    |    |    |     |    |     |    |    |    |    |     |    |    |    |    |     |     |     |    |    |    |    |     |    |    |    |    |    |    |    |   |   |   |   |
|  | D              |                           |    |    |    |    |    |    |    |    |     |    |     |    |    | 1  | 1  | 1   | 1  |    |    |    |     | 1   |     |    | 2  |    |    | 1   | 1  | 1  |    |    |    |    |    |   |   |   |   |
| <i>Chrysalidinella dimorpha</i>          | L              |                           |    |    |    |    |    |    |    |    |     |    |     |    |    |    |    |     |    |    |    |    |     |     |     |    |    |    |    |     |    |    |    |    |    |    |    |   |   |   |   |
|  | D              |                           |    |    |    |    |    |    |    |    |     |    |     |    |    |    |    |     |    |    |    |    |     |     |     |    |    |    |    |     |    |    |    |    |    |    |    |   |   |   | 1 |
| <i>Cibicides</i> cf. <i>C. fletcheri</i> | L              |                           |    |    |    |    |    |    |    |    |     |    |     |    |    |    |    |     |    |    |    |    |     |     |     |    |    |    |    |     |    |    |    |    |    |    |    |   |   |   |   |
|  | D              | 1                         |    | 3  |    |    |    |    |    |    |     | 1  |     | 1  |    |    |    | 1   | 1  | 1  |    |    |     |     |     |    | 3  |    | 1  |     | 2  |    | 3  |    |    |    | 1  | 2 | 3 |   |   |
| <i>Cibicides</i> sp. 1                   | L              |                           |    |    |    |    |    |    |    |    |     |    |     |    |    |    |    |     |    |    |    |    |     |     |     |    |    |    |    |     |    |    |    |    |    |    |    |   |   |   |   |
|  | D              | 1                         |    | 1  | 5  |    |    |    |    | 1  | 1   |    | 1   | 1  | 5  | 3  | 5  | 6   | 5  | 1  | 1  |    |     | 1   | 1   | 6  | 2  | 6  |    | 3   | 4  | 1  | 2  | 2  |    |    | 1  | 4 |   |   |   |
| <i>Cibicides</i> sp. 2                   | L              |                           |    |    |    |    |    |    |    |    |     |    |     |    |    |    |    |     |    |    |    |    |     |     |     |    |    |    |    |     |    |    |    |    |    |    |    |   |   |   |   |
|  | D              |                           |    |    |    |    |    |    | 1  | 1  |     |    |     |    |    |    |    |     |    | 2  | 1  |    | 1   | 1   |     |    |    |    | 1  | 1   |    |    |    | 1  | 2  |    |    | 1 | 2 |   |   |





APPENDIX C. Foraminiferal census data, S40. L, live; D, dead. Sample depth, cm.

| Taxon ↓                               | Sample depth → | 1  | 3  | 5  | 7  | 9  | 11 | 13 | 15 | 17 | 19 | 21 | 23 | 25 | 27 | 29 | 31 | 33 | 35 | 37 | 39 | 41 | 43 | 45 | 47 | 49 | 51 | 53 | 55 |   |
|---------------------------------------|----------------|----|----|----|----|----|----|----|----|----|----|----|----|----|----|----|----|----|----|----|----|----|----|----|----|----|----|----|----|---|
| <i>Agglutinella</i> sp. A             | L              |    |    |    |    |    |    |    |    |    |    |    |    |    |    |    |    |    | 1  |    | 2  |    |    |    |    | 2  | 3  | 1  | 2  | 1 |
|                                       | D              |    |    |    |    |    |    |    |    |    |    |    |    |    |    |    |    |    |    |    |    |    |    |    |    |    |    |    |    |   |
| <i>Agglutinella</i> sp. B             | L              |    |    |    |    |    |    |    |    |    |    |    |    |    |    |    |    |    |    |    |    |    |    | 1  |    |    |    |    |    |   |
|                                       | D              |    |    |    |    |    |    |    |    |    |    |    |    |    |    |    |    |    |    |    |    |    |    |    |    |    |    |    |    |   |
| <i>Ammobaculites exiguus</i>          | L              |    |    |    |    | 2  | 1  |    |    | 1  |    |    | 1  |    |    |    |    |    | 1  |    |    |    |    | 1  |    |    |    |    |    |   |
|                                       | D              | 9  | 14 | 21 | 15 | 13 | 18 | 23 | 16 | 24 | 24 | 34 | 36 | 19 | 22 | 21 | 21 | 20 | 14 | 7  | 7  | 7  | 6  | 5  | 9  | 2  | 1  | 3  | 6  |   |
| <i>Ammonia</i> aff. <i>A. aoteana</i> | L              | 6  | 1  | 1  | 1  |    |    |    |    | 2  |    |    |    |    |    |    |    |    |    |    |    |    |    |    |    |    |    |    |    |   |
|                                       | D              | 52 | 34 | 35 | 31 | 30 | 27 | 49 | 44 | 36 | 49 | 42 | 40 | 41 | 64 | 50 | 57 | 51 | 30 | 32 | 35 | 36 | 34 | 32 | 35 | 25 | 55 | 34 | 30 |   |
| <i>Ammonia tepida</i>                 | L              |    |    |    |    |    |    |    |    |    |    |    |    |    |    |    |    |    |    |    |    |    |    |    |    |    |    |    |    |   |
|                                       | D              |    |    |    |    |    |    |    |    |    |    | 1  |    |    |    |    |    |    |    |    |    | 1  |    |    |    |    | 1  |    |    |   |
| <i>Ammotium directum</i>              | L              |    |    |    |    |    |    |    |    |    |    |    |    |    |    |    |    |    |    |    |    |    |    |    |    |    |    |    |    |   |
|                                       | D              |    |    |    |    |    |    |    |    |    |    |    |    |    | 1  |    |    |    |    |    |    |    |    |    |    |    |    |    |    |   |
| <i>Ammotium morenoi</i>               | L              |    |    |    |    | 1  | 1  |    |    |    |    |    |    |    |    |    |    |    |    |    |    |    |    |    |    |    |    |    |    |   |
|                                       | D              | 1  | 4  | 2  | 4  | 7  | 9  |    | 2  |    | 1  | 4  | 4  |    |    |    |    | 1  | 1  |    |    |    |    |    |    | 1  |    | 1  |    |   |
| <i>Amphistegina lessonii</i>          | L              |    |    |    |    |    |    |    |    |    |    |    |    |    |    |    |    |    |    |    |    |    |    |    |    |    |    |    |    |   |
|                                       | D              | 11 | 1  | 1  | 1  |    | 4  |    |    | 6  | 3  | 3  | 2  |    | 3  | 1  | 1  | 1  | 2  | 3  | 2  | 2  | 2  | 4  | 6  | 3  | 6  | 4  | 3  |   |
| <i>Asterigerinata</i> sp. A           | L              |    |    |    |    |    |    |    |    |    |    |    |    |    |    |    |    |    |    |    |    |    |    |    |    |    |    |    |    |   |
|                                       | D              | 4  | 1  |    | 1  |    |    |    | 2  | 2  |    | 2  | 1  |    |    |    | 1  | 1  | 3  |    | 1  |    |    | 1  | 3  |    |    |    |    |   |
| <i>Asterorotalia pulchella</i>        | L              |    |    |    |    |    |    |    |    |    |    |    |    |    |    |    |    |    |    |    |    |    |    |    |    |    |    |    |    |   |
|                                       | D              |    | 1  |    | 1  | 1  |    |    | 3  | 1  |    |    |    |    |    |    |    |    |    |    | 1  | 3  |    | 1  | 1  | 1  |    | 2  | 1  | 2 |
| <i>Bolivina striatula</i>             | L              |    |    |    |    |    |    |    |    |    |    |    |    |    |    |    |    |    | 1  |    |    |    |    |    |    |    |    |    |    |   |
|                                       | D              | 2  | 2  |    | 1  | 1  | 1  | 4  |    | 3  | 1  | 1  | 1  |    |    | 4  | 2  | 2  |    | 2  |    | 1  |    | 1  | 2  | 2  | 1  | 1  | 1  |   |
| <i>Bolivina</i> sp. 8                 | L              |    |    |    |    |    |    |    |    |    |    |    |    |    |    |    |    |    |    |    |    |    |    |    |    |    |    |    |    |   |
|                                       | D              | 1  |    |    | 1  |    |    |    |    |    |    | 1  | 1  |    |    |    |    |    |    |    | 1  |    | 1  |    |    |    | 2  | 4  | 2  |   |
| <i>Bolivina</i> sp. 9                 | L              |    |    |    |    |    |    |    |    |    |    |    |    |    |    |    |    |    |    |    |    |    |    |    |    |    |    |    |    |   |
|                                       | D              |    |    |    |    |    |    |    |    |    |    |    |    |    |    |    |    |    | 1  |    |    |    |    |    |    |    |    |    |    |   |
| <i>Brizalina subtenuis</i>            | L              |    |    |    |    |    |    |    |    |    |    |    |    |    |    |    |    |    |    |    |    |    |    |    |    |    |    |    |    |   |
|                                       | D              |    |    |    | 1  | 1  |    |    |    |    |    |    |    |    |    |    |    |    |    | 2  | 1  | 1  |    | 1  |    | 2  |    |    |    |   |
| <i>Bruneica clypea</i>                | L              |    |    |    |    |    |    |    |    |    |    |    |    |    |    |    |    |    |    |    |    |    |    |    |    |    |    |    |    |   |
|                                       | D              |    |    | 1  | 1  |    |    |    |    |    |    |    |    | 1  |    |    |    |    |    |    |    |    |    |    |    |    |    |    |    |   |
| <i>Bulimina</i> sp. 2                 | L              |    |    |    |    |    |    |    |    |    |    |    |    |    |    |    |    |    |    |    |    |    |    |    |    |    |    |    |    |   |
|                                       | D              |    |    |    |    |    |    |    |    |    |    |    |    |    |    |    |    |    |    |    | 1  | 2  |    |    |    |    |    |    |    |   |
| <i>Bulimina</i> sp. 3                 | L              |    |    |    |    |    |    |    |    |    |    |    |    |    |    |    |    |    |    |    |    |    |    |    |    |    |    |    |    |   |
|                                       | D              |    | 1  |    |    |    |    |    |    |    |    |    |    |    |    |    |    |    |    |    |    |    |    |    |    |    |    |    |    |   |
| <i>Bulimina</i> sp. 4                 | L              |    |    |    |    |    |    |    |    |    |    |    |    |    |    |    |    |    |    |    |    |    |    |    |    |    |    |    |    |   |
|                                       | D              |    |    |    |    |    |    |    |    |    |    |    |    |    |    |    |    |    |    |    |    |    |    |    |    |    | 1  |    |    |   |
| <i>Buliminella elegantissima</i>      | L              |    |    |    |    |    |    |    |    |    |    |    |    |    |    |    |    |    |    |    |    |    |    |    |    |    |    |    |    |   |
|                                       | D              |    |    |    |    |    |    |    |    |    |    |    |    |    |    |    |    |    |    |    |    |    |    |    |    |    | 1  |    |    |   |
| <i>Buliminoides williamsoni</i>       | L              |    |    |    |    |    |    |    |    |    |    |    |    |    |    |    |    |    |    |    |    |    |    |    |    |    |    |    |    |   |
|                                       | D              | 1  |    |    |    | 1  |    | 1  |    |    |    |    |    |    |    |    |    |    |    |    |    | 2  | 1  |    |    | 1  |    | 3  | 3  |   |
| <i>Cancris carinatus</i>              | L              |    |    |    |    |    |    |    |    |    |    |    |    |    |    |    |    |    |    |    |    |    |    |    |    |    |    |    |    |   |
|                                       | D              |    |    |    | 1  |    |    |    |    |    |    |    |    |    |    |    |    |    |    |    |    |    |    |    | 1  |    |    |    |    |   |
| <i>Caronia exilis</i>                 | L              |    |    |    |    |    |    |    |    |    |    |    |    |    |    |    |    |    |    |    |    |    |    |    |    |    |    |    |    |   |
|                                       | D              | 5  | 1  |    | 1  |    |    |    |    | 6  | 3  | 1  | 1  |    | 1  | 1  | 1  |    |    |    |    |    |    |    |    |    |    |    | 1  |   |
| <i>Cassidulina</i> sp. A              | L              |    |    |    |    |    |    |    |    |    |    |    |    |    |    |    |    |    |    |    |    |    |    |    |    |    |    |    |    |   |
|                                       | D              |    |    |    |    |    |    |    |    |    |    |    |    |    |    |    |    |    |    |    |    |    |    | 1  |    | 1  |    | 1  | 1  |   |
| <i>Cellanthus biperforatus</i>        | L              |    |    |    |    |    |    |    |    |    |    |    |    |    |    |    |    |    |    |    |    |    |    |    |    |    |    |    |    |   |
|                                       | D              |    |    |    |    |    |    |    |    |    |    | 1  | 1  | 1  | 1  | 1  |    | 2  |    |    |    |    |    |    |    |    |    |    |    |   |
| <i>Cheilochanus</i> sp. 1             | L              |    |    |    |    |    |    |    |    |    |    |    |    |    |    |    |    |    |    |    |    |    |    |    |    |    |    |    |    |   |
|                                       | D              |    |    | 1  |    |    |    | 2  | 1  | 1  | 1  |    | 1  |    |    |    |    |    |    | 1  | 1  |    |    | 1  | 1  |    |    |    |    |   |
| <i>Chrysalidinella dimorpha</i>       | L              |    |    |    |    |    |    |    |    |    |    |    |    |    |    |    |    |    |    |    |    |    |    |    |    |    |    |    |    |   |
|                                       | D              |    |    |    |    |    |    |    |    |    |    |    |    |    |    |    |    |    |    |    |    |    |    |    |    |    |    |    | 1  |   |

|   |        |    |   |   |    |   |    |    |   |   |    |    |    |    |    |    |    |   |    |    |    |    |    |    |   |   |   |    |    |
|---|--------|----|---|---|----|---|----|----|---|---|----|----|----|----|----|----|----|---|----|----|----|----|----|----|---|---|---|----|----|
| <i>Cibicides</i> cf. <i>C. fletcheri</i>          | L<br>D | 5  | 7 | 5 | 9  | 4 | 4  | 1  | 4 | 4 | 4  | 4  | 1  | 3  | 2  | 2  | 3  | 1 | 1  | 1  | 4  | 2  | 1  | 2  | 6 | 5 | 1 | 4  |    |
| <i>Cibicides</i> sp. 1                            | L<br>D | 4  | 1 | 3 | 5  | 4 | 2  | 5  | 5 | 3 | 1  | 1  | 3  | 1  | 1  | 3  | 3  | 4 | 1  | 6  | 6  | 7  | 3  | 1  | 3 |   |   |    |    |
| <i>Cibicides</i> sp. 2                            | L<br>D | 3  | 1 |   |    | 1 | 1  | 1  |   | 1 |    | 1  |    | 2  | 1  | 1  |    | 1 | 1  | 6  | 2  | 2  | 1  | 4  | 2 | 3 | 6 |    |    |
| <i>Cibicides</i> sp. 4                            | L<br>D |    | 2 |   |    | 1 |    |    |   | 1 |    |    |    |    |    |    |    | 1 |    |    |    | 1  |    |    | 3 | 1 |   |    |    |
| <i>Cibicides</i> sp. 5                            | L<br>D |    |   | 1 |    |   |    |    |   |   |    |    |    |    |    |    |    |   |    |    |    |    |    |    |   |   |   |    |    |
| <i>Discorbis</i> sp. A                            | L<br>D | 1  |   |   | 1  | 2 |    |    | 1 |   |    | 1  | 1  |    |    | 2  |    |   |    |    |    |    |    |    |   |   |   | 1  |    |
| <i>Dyocibicides primitivus</i>                    | L<br>D | 1  |   |   | 1  | 1 | 1  | 1  | 1 | 1 | 1  | 1  | 1  |    | 2  | 2  | 2  |   | 1  | 6  |    | 4  | 2  | 3  |   | 5 |   |    |    |
| <i>Elphidium advenum</i> s. l.                    | L<br>D |    |   | 1 |    |   |    |    |   | 1 |    | 1  | 2  |    | 1  |    |    | 1 |    | 1  | 3  | 3  | 1  | 2  |   |   |   |    |    |
| <i>Elphidium crispum</i>                          | L<br>D | 1  |   |   |    |   |    |    | 1 |   |    |    |    |    |    |    |    | 1 |    |    |    | 2  | 2  | 1  |   |   |   |    |    |
| <i>Elphidium hyalocostatum</i>                    | L<br>D |    |   |   |    |   |    |    | 1 |   |    |    |    |    |    |    |    |   |    |    |    |    |    |    |   |   |   |    |    |
| <i>Elphidium indicum</i>                          | L<br>D |    |   |   |    |   |    |    |   |   |    |    |    |    |    | 4  |    | 1 |    |    |    |    |    |    |   |   |   | 1  |    |
| <i>Elphidium</i> cf. <i>E. neosimplex</i>         | L<br>D |    | 1 | 3 |    |   | 1  |    |   |   |    | 1  | 1  |    | 1  |    | 1  | 1 |    | 2  | 1  |    | 1  | 1  | 1 |   |   |    |    |
| <i>Elphidium poeyanum</i>                         | L<br>D |    |   |   |    | 1 |    |    | 1 | 1 |    | 2  |    |    |    |    |    |   |    |    |    | 1  |    |    |   |   |   |    |    |
| <i>Elphidium</i> cf. <i>E. reticulosum</i>        | L<br>D |    | 2 |   | 1  |   | 2  |    | 1 | 3 | 6  | 1  | 1  | 4  | 2  | 2  | 1  | 1 | 3  | 3  | 2  | 1  | 2  | 1  |   | 1 | 3 |    |    |
| <i>Elphidium</i> aff. <i>E. simplex</i>           | L<br>D | 4  | 2 | 2 | 1  | 4 | 5  | 4  | 1 | 1 | 1  | 1  | 3  | 4  | 1  | 1  | 2  |   | 2  | 2  |    | 5  | 2  | 1  | 2 | 6 |   |    |    |
| <i>Elphidium</i> aff. <i>E. simulatum</i>         | L<br>D |    | 1 |   |    | 1 |    |    |   |   |    |    |    |    |    |    |    | 1 |    |    |    | 2  |    | 1  |   |   |   |    |    |
| <i>Elphidium singaporense</i>                     | L<br>D |    |   | 1 |    | 2 |    |    | 1 |   |    | 1  | 1  |    | 1  |    |    | 1 | 2  |    |    | 1  | 1  |    |   |   |   |    |    |
| <i>Elphidium</i> sp. L                            | L<br>D |    | 5 | 1 | 1  |   |    |    |   |   |    |    |    |    |    | 2  |    | 1 |    |    |    |    |    |    |   |   | 2 |    |    |
| <i>Elphidium</i> sp. P                            | L<br>D |    |   |   |    |   |    |    |   | 1 |    |    |    |    |    |    |    |   |    |    |    |    |    |    |   |   |   |    |    |
| <i>Elphidium</i> sp. Q                            | L<br>D | 1  |   |   |    |   |    |    |   |   |    |    |    |    |    |    |    | 1 | 1  | 1  |    | 3  |    |    |   | 2 |   |    |    |
| <i>Elphidium</i> sp. 4                            | L<br>D |    | 3 |   |    | 1 |    |    |   |   |    | 1  | 2  |    | 1  | 1  | 1  | 2 |    |    | 2  | 2  |    | 1  | 1 | 1 |   |    |    |
| <i>Fissurina</i> cf. <i>F. paula</i>              | L<br>D | 1  |   |   |    | 1 |    |    |   |   |    |    |    |    |    |    |    |   |    |    |    |    |    |    |   |   |   |    |    |
| <i>Fissurina</i> sp. 1                            | L<br>D |    |   |   |    |   |    |    |   |   |    |    |    |    |    |    |    |   |    |    |    |    |    |    |   |   |   | 1  |    |
| <i>Gavelinopsis praegeri</i>                      | L<br>D | 16 | 7 | 4 | 11 | 7 | 10 | 12 | 9 | 9 | 11 | 17 | 14 | 18 | 18 | 19 | 17 | 9 | 14 | 16 | 12 | 12 | 13 | 10 | 8 | 9 | 8 | 13 | 22 |
| <i>Haplophragmoides</i> cf. <i>H. manilaensis</i> | L<br>D |    |   |   |    |   |    |    |   |   |    |    |    |    |    |    |    | 1 | 1  |    | 1  |    |    |    |   |   |   |    |    |
| <i>Haplophragmoides wilberti</i>                  | L<br>D |    |   |   |    |   |    |    |   |   |    |    | 1  |    | 1  |    | 1  |   |    |    |    |    |    |    |   |   | 1 |    |    |
| <i>Miliammina fusca</i>                           | L<br>D | 1  |   | 1 |    |   |    |    |   |   |    |    |    |    |    |    |    |   |    |    |    |    |    |    |   |   |   |    |    |
| <i>Murrayinella murrayi</i>                       | L<br>D | 2  | 3 |   |    | 1 | 5  |    | 1 |   | 1  |    |    |    | 4  | 2  | 1  |   | 9  | 1  |    | 2  | 2  | 1  |   | 2 |   | 1  |    |
| <i>Nonion</i> sp. A                               | L<br>D | 2  |   |   |    |   |    |    |   |   |    |    | 1  | 1  |    | 3  |    | 1 |    | 6  | 4  | 1  | 1  |    |   | 1 |   |    |    |
| <i>Nonion</i> sp. B                               | L<br>D |    | 3 | 1 |    |   | 4  | 3  | 7 | 4 | 3  | 6  | 7  | 11 | 1  | 6  | 4  | 3 | 5  | 5  | 3  | 2  | 3  | 2  | 3 | 2 |   |    |    |
| <i>Nonion</i> sp. C                               | L<br>D | 1  | 1 |   | 1  |   |    | 1  |   |   |    | 1  | 2  |    |    |    |    | 3 |    |    | 1  |    | 1  |    |   | 1 | 2 |    |    |







**APPENDIX D.** Foraminiferal census data, S9A. L, live; D, dead. Sample depth, cm.

| Taxon ↓                          |   | Sample depth → |     |    |    |     |     |     |    |    |    |     |     |     |     |     |  |
|----------------------------------|---|----------------|-----|----|----|-----|-----|-----|----|----|----|-----|-----|-----|-----|-----|--|
|                                  |   | 1              | 3   | 5  | 7  | 9   | 11  | 13  | 15 | 17 | 19 | 21  | 23  | 25  | 27  | 29  |  |
| <i>Ammobaculites exiguus</i>     | L | 22             | 8   | 4  | 6  | 11  | 5   | 11  | 1  | 6  | 9  | 2   | 1   |     |     |     |  |
|                                  | D | 3              | 8   | 3  | 2  | 12  | 30  | 9   | 17 | 2  | 19 | 16  | 23  | 20  | 27  | 36  |  |
| <i>Ammotium directum</i>         | L | 9              | 1   | 1  |    | 17  | 8   | 3   | 2  | 1  | 1  | 2   | 1   | 1   | 4   |     |  |
|                                  | D | 26             | 34  | 9  | 2  | 62  | 16  | 37  | 17 | 2  | 3  | 12  | 35  | 85  | 44  | 44  |  |
| <i>Ammotium morenoi</i>          | L |                |     |    |    |     |     |     |    |    | 1  |     |     |     | 1   |     |  |
|                                  | D |                | 3   |    | 2  | 7   | 4   | 11  |    | 2  | 4  | 13  | 12  | 10  | 7   | 3   |  |
| <i>Haplophragmoides wilberti</i> | L |                |     |    |    | 1   |     |     | 3  |    | 1  |     |     |     |     |     |  |
|                                  | D |                |     |    |    |     |     |     |    |    |    |     |     |     |     |     |  |
| ? <i>Jadammina</i> sp.           | L |                |     |    |    |     |     |     | 1  |    |    |     |     |     |     |     |  |
|                                  | D |                |     |    |    |     |     |     |    |    |    |     |     |     |     |     |  |
| <i>Miliammina fusca</i>          | L | 27             |     |    |    |     | 7   | 9   |    |    |    |     |     |     | 1   |     |  |
|                                  | D | 101            | 44  | 8  |    | 37  | 6   | 12  | 11 | 2  | 4  |     | 1   | 2   |     |     |  |
| <i>Paratrochammina stoeni</i>    | L |                |     |    |    |     |     |     |    |    |    |     |     |     | 1   |     |  |
|                                  | D |                |     |    |    |     |     |     |    |    |    |     |     |     | 1   |     |  |
| <i>Siphotrochammina lobata</i>   | L |                |     |    |    |     | 1   |     |    | 1  |    |     |     |     | 1   |     |  |
|                                  | D | 2              |     |    |    | 1   | 2   | 4   | 4  | 3  | 1  |     |     | 1   | 1   |     |  |
| <i>Trochammina ammicola</i>      | L | 2              |     |    |    |     | 16  | 4   |    |    |    |     |     | 2   | 11  | 5   |  |
|                                  | D | 8              | 10  | 20 | 7  | 31  | 122 | 32  | 18 | 5  | 5  | 90  | 107 | 61  | 92  | 97  |  |
| " <i>Trochammina ochracea</i> "  | L |                |     |    |    |     | 1   |     | 1  |    |    |     |     |     |     |     |  |
|                                  | D | 1              |     |    |    | 1   |     |     | 3  | 3  | 2  |     |     |     | 1   |     |  |
| <i>Trochammina</i> sp. 1         | L |                |     |    |    |     |     |     |    |    |    |     |     |     |     |     |  |
|                                  | D |                |     |    |    |     | 1   |     |    |    |    |     |     |     |     |     |  |
| indeterminate agglutinated       | L |                |     |    |    |     |     |     |    |    |    |     |     |     |     |     |  |
|                                  | D |                | 3   | 1  |    |     | 9   | 6   | 3  |    | 1  | 17  | 11  | 16  | 19  | 13  |  |
| Number of live specimens         | L | 60             | 9   | 5  | 6  | 28  | 38  | 27  | 4  | 2  | 6  | 12  | 5   | 4   | 15  | 10  |  |
| Number of dead specimens         | D | 141            | 102 | 41 | 13 | 189 | 190 | 111 | 77 | 19 | 39 | 149 | 189 | 195 | 192 | 193 |  |
| Total foraminifera (live + dead) |   | 201            | 111 | 46 | 19 | 217 | 228 | 138 | 81 | 21 | 45 | 161 | 194 | 199 | 207 | 203 |  |







|                                    |       |       |       |       |       |       |       |       |       |       |       |       |       |       |       |
|------------------------------------|-------|-------|-------|-------|-------|-------|-------|-------|-------|-------|-------|-------|-------|-------|-------|
| <i>Elphidium</i> sp. Q             | 0.00  | 0.00  | 0.00  | 0.00  | 0.00  | 0.00  | 0.00  | 0.00  | 0.00  | 0.00  | 0.00  | 0.00  | 0.00  | 0.00  | 0.00  |
| <i>Elphidium</i> spp.              | 0.00  | 0.00  | 0.00  | 0.00  | 0.00  | 0.00  | 0.00  | 0.00  | 0.00  | 0.00  | 0.00  | 0.00  | 0.00  | 0.00  | 0.00  |
| <i>Gavelinopsis praegeri</i>       | 0.00  | 0.00  | 0.00  | 0.00  | 0.00  | 0.00  | 0.00  | 0.00  | 0.00  | 0.00  | 0.00  | 0.00  | 0.00  | 0.00  | 0.00  |
| <i>Haplophragmoides wilberti</i>   | 0.00  | 0.00  | 0.00  | 0.00  | 0.66  | 0.00  | 0.00  | 3.95  | 0.00  | 0.00  | 0.67  | 0.00  | 0.00  | 0.00  | 0.00  |
| <i>Miliammina fusca</i>            | 71.63 | 43.14 | 19.51 | 0.00  | 24.34 | 3.16  | 10.81 | 14.47 | 10.53 | 10.26 | 0.00  | 0.53  | 1.03  | 0.00  | 0.00  |
| <i>Murrayinella murrayi</i>        | 0.00  | 0.00  | 0.00  | 0.00  | 0.00  | 0.00  | 0.00  | 0.00  | 0.00  | 0.00  | 0.00  | 0.00  | 0.00  | 0.00  | 0.00  |
| <i>Nonion</i> sp. A                | 0.00  | 0.00  | 0.00  | 0.00  | 0.00  | 0.00  | 0.00  | 0.00  | 0.00  | 0.00  | 0.00  | 0.00  | 0.00  | 0.00  | 0.00  |
| <i>Nonion</i> sp. B                | 0.00  | 0.00  | 0.00  | 0.00  | 0.00  | 0.00  | 0.00  | 0.00  | 0.00  | 0.00  | 0.00  | 0.00  | 0.00  | 0.00  | 0.00  |
| <i>Nonion</i> sp. C                | 0.00  | 0.00  | 0.00  | 0.00  | 0.00  | 0.00  | 0.00  | 0.00  | 0.00  | 0.00  | 0.00  | 0.00  | 0.00  | 0.00  | 0.00  |
| <i>Nonionella</i> sp. A            | 0.00  | 0.00  | 0.00  | 0.00  | 0.00  | 0.00  | 0.00  | 0.00  | 0.00  | 0.00  | 0.00  | 0.00  | 0.00  | 0.00  | 0.00  |
| <i>Pararotalia nipponica</i>       | 0.00  | 0.00  | 0.00  | 0.00  | 0.00  | 0.00  | 0.00  | 0.00  | 0.00  | 0.00  | 0.00  | 0.00  | 0.00  | 0.00  | 0.00  |
| <i>Paratrochammina stoeni</i>      | 0.00  | 0.00  | 0.00  | 0.00  | 0.00  | 0.00  | 0.00  | 0.00  | 0.00  | 0.00  | 0.00  | 0.00  | 0.00  | 0.52  | 0.00  |
| <i>Peneroplis pertusus</i>         | 0.00  | 0.00  | 0.00  | 0.00  | 0.00  | 0.00  | 0.00  | 0.00  | 0.00  | 0.00  | 0.00  | 0.00  | 0.00  | 0.00  | 0.00  |
| <i>Planorbulina acervalis</i>      | 0.00  | 0.00  | 0.00  | 0.00  | 0.00  | 0.00  | 0.00  | 0.00  | 0.00  | 0.00  | 0.00  | 0.00  | 0.00  | 0.00  | 0.00  |
| <i>Pseudorotalia schroeteriana</i> | 0.00  | 0.00  | 0.00  | 0.00  | 0.00  | 0.00  | 0.00  | 0.00  | 0.00  | 0.00  | 0.00  | 0.00  | 0.00  | 0.00  | 0.00  |
| <i>Quinqueloculina</i> sp. 3       | 0.00  | 0.00  | 0.00  | 0.00  | 0.00  | 0.00  | 0.00  | 0.00  | 0.00  | 0.00  | 0.00  | 0.00  | 0.00  | 0.00  | 0.00  |
| <i>Quinqueloculina</i> spp.        | 0.00  | 0.00  | 0.00  | 0.00  | 0.00  | 0.00  | 0.00  | 0.00  | 0.00  | 0.00  | 0.00  | 0.00  | 0.00  | 0.00  | 0.00  |
| <i>Reussella pulchra</i>           | 0.00  | 0.00  | 0.00  | 0.00  | 0.00  | 0.00  | 0.00  | 0.00  | 0.00  | 0.00  | 0.00  | 0.00  | 0.00  | 0.00  | 0.00  |
| <i>Reussella spinulosa</i>         | 0.00  | 0.00  | 0.00  | 0.00  | 0.00  | 0.00  | 0.00  | 0.00  | 0.00  | 0.00  | 0.00  | 0.00  | 0.00  | 0.00  | 0.00  |
| <i>Rosalina globularis</i>         | 0.00  | 0.00  | 0.00  | 0.00  | 0.00  | 0.00  | 0.00  | 0.00  | 0.00  | 0.00  | 0.00  | 0.00  | 0.00  | 0.00  | 0.00  |
| <i>Sagrina zanzibarica</i>         | 0.00  | 0.00  | 0.00  | 0.00  | 0.00  | 0.00  | 0.00  | 0.00  | 0.00  | 0.00  | 0.00  | 0.00  | 0.00  | 0.00  | 0.00  |
| <i>Sagrina lobata</i>              | 0.00  | 0.00  | 0.00  | 0.00  | 0.00  | 0.00  | 0.00  | 0.00  | 0.00  | 0.00  | 0.00  | 0.00  | 0.00  | 0.00  | 0.00  |
| <i>Schackoinella globosa</i>       | 0.00  | 0.00  | 0.00  | 0.00  | 0.00  | 0.00  | 0.00  | 0.00  | 0.00  | 0.00  | 0.00  | 0.00  | 0.00  | 0.00  | 0.00  |
| <i>Siphrotrachammina lobata</i>    | 1.42  | 0.00  | 0.00  | 0.00  | 0.66  | 1.05  | 3.60  | 5.26  | 15.79 | 2.56  | 0.00  | 0.00  | 0.51  | 0.52  | 0.00  |
| <i>Spirolina cylindracea</i>       | 0.00  | 0.00  | 0.00  | 0.00  | 0.00  | 0.00  | 0.00  | 0.00  | 0.00  | 0.00  | 0.00  | 0.00  | 0.00  | 0.00  | 0.00  |
| <i>Trochammina amnicola</i>        | 5.67  | 9.80  | 48.78 | 53.85 | 20.39 | 64.21 | 28.83 | 23.68 | 26.32 | 12.82 | 60.40 | 56.61 | 31.28 | 47.92 | 50.26 |
| " <i>Trochammina ochracea</i> "    | 0.71  | 0.00  | 0.00  | 0.00  | 0.66  | 0.00  | 0.00  | 3.95  | 15.79 | 5.13  | 0.00  | 0.00  | 0.00  | 0.52  | 0.00  |
| <i>Trochammina</i> sp. E           | 0.00  | 0.00  | 0.00  | 0.00  | 0.00  | 0.00  | 0.00  | 0.00  | 0.00  | 0.00  | 0.00  | 0.00  | 0.00  | 0.00  | 0.00  |
| indeterminate rotaliids            | 0.00  | 0.00  | 0.00  | 0.00  | 0.00  | 0.00  | 0.00  | 0.00  | 0.00  | 0.00  | 0.00  | 0.00  | 0.00  | 0.00  | 0.00  |
| indeterminate textulariids         | 0.00  | 2.94  | 2.44  | 0.00  | 0.00  | 4.74  | 5.41  | 3.95  | 0.00  | 2.56  | 11.41 | 5.82  | 8.21  | 9.90  | 6.74  |







|                                    |      |      |      |      |      |      |      |      |      |      |      |      |      |      |      |      |      |      |      |      |      |      |      |      |      |      |      |      |      |
|------------------------------------|------|------|------|------|------|------|------|------|------|------|------|------|------|------|------|------|------|------|------|------|------|------|------|------|------|------|------|------|------|
| <i>Planorbulina acervalis</i>      | 0.00 | 0.14 | 0.00 | 0.21 | 0.00 | 0.00 | 0.14 | 0.00 | 0.00 | 0.00 | 0.15 | 0.15 | 0.00 | 0.00 | 0.00 | 0.20 | 0.14 | 0.21 | 0.26 | 0.24 | 0.25 | 0.29 | 0.00 | 0.32 | 0.24 | 0.19 | 0.21 |      |      |
| <i>Pseudorotalia schroeteriana</i> | 0.00 | 0.00 | 0.00 | 0.00 | 0.00 | 0.00 | 0.00 | 0.00 | 0.00 | 0.00 | 0.00 | 0.00 | 0.00 | 0.00 | 0.00 | 0.00 | 0.14 | 0.14 | 0.15 | 0.00 | 0.00 | 0.00 | 0.00 | 0.14 | 0.00 | 0.19 | 0.00 |      |      |
| <i>Quinqueloculina</i> sp. 3       | 0.00 | 0.00 | 0.15 | 0.00 | 0.15 | 0.00 | 0.00 | 0.00 | 0.00 | 0.15 | 0.15 | 0.00 | 0.00 | 0.00 | 0.15 | 0.15 | 0.00 | 0.14 | 0.00 | 0.15 | 0.00 | 0.14 | 0.25 | 0.14 | 0.29 | 0.24 | 0.28 | 0.27 | 0.12 |
| <i>Quinqueloculina</i> spp.        | 0.34 | 0.45 | 0.48 | 0.45 | 0.53 | 0.38 | 0.47 | 0.26 | 0.35 | 0.74 | 0.44 | 0.30 | 0.56 | 0.47 | 0.51 | 0.39 | 0.71 | 0.66 | 0.75 | 0.87 | 0.88 | 0.78 | 0.77 | 0.71 | 0.82 | 0.82 | 0.68 | 0.80 |      |
| <i>Reussella pulchra</i>           | 0.39 | 0.64 | 0.57 | 0.45 | 0.48 | 0.63 | 0.51 | 0.47 | 0.35 | 0.42 | 0.26 | 0.52 | 0.39 | 0.34 | 0.33 | 0.21 | 0.42 | 0.57 | 0.44 | 0.39 | 0.64 | 0.43 | 0.45 | 0.59 | 0.45 | 0.48 | 0.57 | 0.55 |      |
| <i>Reussella spinulosa</i>         | 0.00 | 0.00 | 0.00 | 0.26 | 0.34 | 0.15 | 0.00 | 0.15 | 0.16 | 0.15 | 0.00 | 0.00 | 0.00 | 0.00 | 0.00 | 0.15 | 0.00 | 0.00 | 0.00 | 0.00 | 0.00 | 0.25 | 0.00 | 0.00 | 0.14 | 0.19 | 0.25 |      |      |
| <i>Rosalina globularis</i>         | 0.39 | 0.49 | 0.40 | 0.53 | 0.40 | 0.47 | 0.35 | 0.56 | 0.77 | 0.44 | 0.44 | 0.45 | 0.54 | 0.42 | 0.53 | 0.50 | 0.45 | 0.51 | 0.59 | 0.39 | 0.57 | 0.47 | 0.80 | 0.46 | 0.57 | 0.54 | 0.66 | 0.56 |      |
| <i>Sagrina zanzibarica</i>         | 0.44 | 0.58 | 0.15 | 0.26 | 0.43 | 0.31 | 0.37 | 0.30 | 0.16 | 0.21 | 0.21 | 0.21 | 0.30 | 0.28 | 0.29 | 0.36 | 0.14 | 0.33 | 0.15 | 0.50 | 0.31 | 0.45 | 0.43 | 0.53 | 0.49 | 0.24 | 0.27 | 0.39 |      |
| <i>Sagrinella lobata</i>           | 0.64 | 0.55 | 0.61 | 0.65 | 0.78 | 0.47 | 0.45 | 0.56 | 0.35 | 0.39 | 0.58 | 0.45 | 0.42 | 0.49 | 0.25 | 0.50 | 0.51 | 0.46 | 0.55 | 0.54 | 0.55 | 0.49 | 0.43 | 0.44 | 0.35 | 0.44 | 0.60 | 0.56 |      |
| <i>Schackoinella globosa</i>       | 0.31 | 0.34 | 0.21 | 0.34 | 0.40 | 0.22 | 0.40 | 0.47 | 0.45 | 0.33 | 0.21 | 0.26 | 0.45 | 0.34 | 0.33 | 0.30 | 0.28 | 0.14 | 0.00 | 0.00 | 0.00 | 0.20 | 0.25 | 0.21 | 0.14 | 0.14 | 0.14 | 0.00 |      |
| <i>Siphotrochammina lobata</i>     | 0.00 | 0.00 | 0.15 | 0.00 | 0.00 | 0.15 | 0.00 | 0.00 | 0.00 | 0.15 | 0.00 | 0.00 | 0.00 | 0.00 | 0.15 | 0.15 | 0.00 | 0.00 | 0.00 | 0.00 | 0.00 | 0.00 | 0.00 | 0.14 | 0.00 | 0.00 | 0.00 | 0.00 |      |
| <i>Spirolina cylindracea</i>       | 0.00 | 0.00 | 0.00 | 0.00 | 0.00 | 0.22 | 0.00 | 0.26 | 0.22 | 0.00 | 0.00 | 0.00 | 0.21 | 0.28 | 0.00 | 0.15 | 0.14 | 0.21 | 0.15 | 0.39 | 0.14 | 0.38 | 0.25 | 0.21 | 0.20 | 0.20 | 0.14 | 0.12 |      |
| <i>Trochammina amnicola</i>        | 0.24 | 0.00 | 0.00 | 0.00 | 0.00 | 0.15 | 0.14 | 0.00 | 0.00 | 0.00 | 0.00 | 0.15 | 0.00 | 0.00 | 0.15 | 0.15 | 0.14 | 0.14 | 0.00 | 0.00 | 0.00 | 0.00 | 0.00 | 0.00 | 0.00 | 0.00 | 0.00 | 0.00 |      |
| " <i>Trochammina ochracea</i> "    | 0.00 | 0.00 | 0.00 | 0.00 | 0.00 | 0.00 | 0.00 | 0.00 | 0.00 | 0.00 | 0.00 | 0.15 | 0.00 | 0.14 | 0.15 | 0.00 | 0.00 | 0.00 | 0.00 | 0.00 | 0.00 | 0.00 | 0.00 | 0.00 | 0.00 | 0.14 | 0.00 | 0.00 |      |
| <i>Trochammina</i> sp. E           | 0.00 | 0.14 | 0.26 | 0.15 | 0.00 | 0.00 | 0.14 | 0.00 | 0.00 | 0.30 | 0.00 | 0.00 | 0.00 | 0.24 | 0.00 | 0.00 | 0.00 | 0.00 | 0.00 | 0.00 | 0.00 | 0.00 | 0.00 | 0.00 | 0.00 | 0.00 | 0.00 | 0.00 |      |
| indeterminate rotaliids            | 0.42 | 0.31 | 0.55 | 0.53 | 0.30 | 0.52 | 0.49 | 0.56 | 0.00 | 0.00 | 0.49 | 0.52 | 0.50 | 0.63 | 0.51 | 0.52 | 0.53 | 0.48 | 0.42 | 0.42 | 0.37 | 0.28 | 0.20 | 0.15 | 0.51 | 0.37 | 0.39 | 0.45 |      |
| indeterminate textulariids         | 0.00 | 0.00 | 0.00 | 0.21 | 0.00 | 0.00 | 0.00 | 0.00 | 0.00 | 0.00 | 0.00 | 0.15 | 0.00 | 0.00 | 0.00 | 0.00 | 0.00 | 0.00 | 0.00 | 0.00 | 0.20 | 0.00 | 0.15 | 0.14 | 0.00 | 0.00 | 0.00 | 0.00 |      |

Transformed data (S9A) for the dead cluster analysis including all taxa  $\geq 2\%$  of the dead assemblage. Sample depth, cm.

| Taxon ↓                                    | Sample depth → | 1    | 3    | 5    | 7    | 9    | 11   | 13   | 15   | 17   | 19   | 21   | 23   | 25   | 27   | 29   |
|--|----------------|------|------|------|------|------|------|------|------|------|------|------|------|------|------|------|
| <i>Agglutinella</i> sp. A                  |                | 0.00 | 0.00 | 0.00 | 0.00 | 0.00 | 0.00 | 0.00 | 0.00 | 0.00 | 0.00 | 0.00 | 0.00 | 0.00 | 0.00 | 0.00 |
| <i>Ammobaculites exiguus</i>               |                | 0.29 | 0.57 | 0.55 | 0.81 | 0.57 | 0.82 | 0.58 | 0.99 | 0.66 | 1.55 | 0.67 | 0.71 | 0.65 | 0.77 | 0.89 |
| <i>Ammonia</i> aff. <i>A. aoteana</i>      |                | 0.00 | 0.00 | 0.00 | 0.00 | 0.00 | 0.00 | 0.00 | 0.00 | 0.00 | 0.00 | 0.00 | 0.00 | 0.00 | 0.00 | 0.00 |
| <i>Ammotium directum</i>                   |                | 0.89 | 1.23 | 0.98 | 0.81 | 1.39 | 0.59 | 1.23 | 0.99 | 0.66 | 0.56 | 0.58 | 0.89 | 1.44 | 1.00 | 1.00 |
| <i>Ammotium morenoi</i>                    |                | 0.00 | 0.34 | 0.00 | 0.81 | 0.43 | 0.29 | 0.64 | 0.00 | 0.66 | 0.65 | 0.60 | 0.51 | 0.46 | 0.38 | 0.25 |
| <i>Amphistegina lessonii</i>               |                | 0.00 | 0.00 | 0.00 | 0.00 | 0.00 | 0.00 | 0.00 | 0.00 | 0.00 | 0.00 | 0.00 | 0.00 | 0.00 | 0.00 | 0.00 |
| <i>Asterigerinata</i> sp. A                |                | 0.00 | 0.00 | 0.00 | 0.00 | 0.00 | 0.00 | 0.00 | 0.00 | 0.00 | 0.00 | 0.00 | 0.00 | 0.00 | 0.00 | 0.00 |
| <i>Asterorotalia pulchella</i>             |                | 0.00 | 0.00 | 0.00 | 0.00 | 0.00 | 0.00 | 0.00 | 0.00 | 0.00 | 0.00 | 0.00 | 0.00 | 0.00 | 0.00 | 0.00 |
| <i>Bolivina striatula</i>                  |                | 0.00 | 0.00 | 0.00 | 0.00 | 0.00 | 0.00 | 0.00 | 0.00 | 0.00 | 0.00 | 0.00 | 0.00 | 0.00 | 0.00 | 0.00 |
| <i>Bolivina</i> spp.                       |                | 0.00 | 0.00 | 0.00 | 0.00 | 0.00 | 0.00 | 0.00 | 0.00 | 0.00 | 0.00 | 0.00 | 0.00 | 0.00 | 0.00 | 0.00 |
| <i>Bolivina</i> sp. 8                      |                | 0.00 | 0.00 | 0.00 | 0.00 | 0.00 | 0.00 | 0.00 | 0.00 | 0.00 | 0.00 | 0.00 | 0.00 | 0.00 | 0.00 | 0.00 |
| <i>Caronia exilis</i>                      |                | 0.00 | 0.00 | 0.00 | 0.00 | 0.00 | 0.00 | 0.00 | 0.00 | 0.00 | 0.00 | 0.00 | 0.00 | 0.00 | 0.00 | 0.00 |
| <i>Cibicides</i> cf. <i>C. fletcheri</i>   |                | 0.00 | 0.00 | 0.00 | 0.00 | 0.00 | 0.00 | 0.00 | 0.00 | 0.00 | 0.00 | 0.00 | 0.00 | 0.00 | 0.00 | 0.00 |
| <i>Cibicides</i> sp. 1                     |                | 0.00 | 0.00 | 0.00 | 0.00 | 0.00 | 0.00 | 0.00 | 0.00 | 0.00 | 0.00 | 0.00 | 0.00 | 0.00 | 0.00 | 0.00 |
| <i>Cibicides</i> sp. 2                     |                | 0.00 | 0.00 | 0.00 | 0.00 | 0.00 | 0.00 | 0.00 | 0.00 | 0.00 | 0.00 | 0.00 | 0.00 | 0.00 | 0.00 | 0.00 |
| <i>Cibicides</i> sp. 4                     |                | 0.00 | 0.00 | 0.00 | 0.00 | 0.00 | 0.00 | 0.00 | 0.00 | 0.00 | 0.00 | 0.00 | 0.00 | 0.00 | 0.00 | 0.00 |
| <i>Dyocibicides primitivus</i>             |                | 0.00 | 0.00 | 0.00 | 0.00 | 0.00 | 0.00 | 0.00 | 0.00 | 0.00 | 0.00 | 0.00 | 0.00 | 0.00 | 0.00 | 0.00 |
| <i>Elphidium advenum</i> s.l.              |                | 0.00 | 0.00 | 0.00 | 0.00 | 0.00 | 0.00 | 0.00 | 0.00 | 0.00 | 0.00 | 0.00 | 0.00 | 0.00 | 0.00 | 0.00 |
| <i>Elphidium hyalocostatum</i>             |                | 0.00 | 0.00 | 0.00 | 0.00 | 0.00 | 0.00 | 0.00 | 0.00 | 0.00 | 0.00 | 0.00 | 0.00 | 0.00 | 0.00 | 0.00 |
| <i>Elphidium indicum</i>                   |                | 0.00 | 0.00 | 0.00 | 0.00 | 0.00 | 0.00 | 0.00 | 0.00 | 0.00 | 0.00 | 0.00 | 0.00 | 0.00 | 0.00 | 0.00 |
| <i>Elphidium</i> cf. <i>E. neosimplex</i>  |                | 0.00 | 0.00 | 0.00 | 0.00 | 0.00 | 0.00 | 0.00 | 0.00 | 0.00 | 0.00 | 0.00 | 0.00 | 0.00 | 0.00 | 0.00 |
| <i>Elphidium</i> cf. <i>E. reticulosum</i> |                | 0.00 | 0.00 | 0.00 | 0.00 | 0.00 | 0.00 | 0.00 | 0.00 | 0.00 | 0.00 | 0.00 | 0.00 | 0.00 | 0.00 | 0.00 |
| <i>Elphidium</i> cf. <i>E. simplex</i>     |                | 0.00 | 0.00 | 0.00 | 0.00 | 0.00 | 0.00 | 0.00 | 0.00 | 0.00 | 0.00 | 0.00 | 0.00 | 0.00 | 0.00 | 0.00 |
| <i>Elphidium</i> sp. 4                     |                | 0.00 | 0.00 | 0.00 | 0.00 | 0.00 | 0.00 | 0.00 | 0.00 | 0.00 | 0.00 | 0.00 | 0.00 | 0.00 | 0.00 | 0.00 |
| <i>Elphidium</i> sp. L                     |                | 0.00 | 0.00 | 0.00 | 0.00 | 0.00 | 0.00 | 0.00 | 0.00 | 0.00 | 0.00 | 0.00 | 0.00 | 0.00 | 0.00 | 0.00 |
| <i>Elphidium</i> sp. Q                     |                | 0.00 | 0.00 | 0.00 | 0.00 | 0.00 | 0.00 | 0.00 | 0.00 | 0.00 | 0.00 | 0.00 | 0.00 | 0.00 | 0.00 | 0.00 |
| <i>Elphidium</i> spp.                      |                | 0.00 | 0.00 | 0.00 | 0.00 | 0.00 | 0.00 | 0.00 | 0.00 | 0.00 | 0.00 | 0.00 | 0.00 | 0.00 | 0.00 | 0.00 |
| <i>Gavelinopsis praegeri</i>               |                | 0.00 | 0.00 | 0.00 | 0.00 | 0.00 | 0.00 | 0.00 | 0.00 | 0.00 | 0.00 | 0.00 | 0.00 | 0.00 | 0.00 | 0.00 |

|                                    |      |      |      |      |      |      |      |      |      |      |      |      |      |      |      |
|------------------------------------|------|------|------|------|------|------|------|------|------|------|------|------|------|------|------|
| <i>Haplophragmoides wilberti</i>   | 0.00 | 0.00 | 0.00 | 0.00 | 0.16 | 0.00 | 0.00 | 0.40 | 0.00 | 0.00 | 0.16 | 0.00 | 0.00 | 0.00 |      |
| <i>Miliammina fusca</i>            | 2.02 | 1.43 | 0.92 | 0.00 | 1.03 | 0.36 | 0.67 | 0.78 | 0.66 | 0.65 | 0.00 | 0.15 | 0.20 | 0.00 | 0.00 |
| <i>Murrayinella murrayi</i>        | 0.00 | 0.00 | 0.00 | 0.00 | 0.00 | 0.00 | 0.00 | 0.00 | 0.00 | 0.00 | 0.00 | 0.00 | 0.00 | 0.00 | 0.00 |
| <i>Nonion</i> sp. A                | 0.00 | 0.00 | 0.00 | 0.00 | 0.00 | 0.00 | 0.00 | 0.00 | 0.00 | 0.00 | 0.00 | 0.00 | 0.00 | 0.00 | 0.00 |
| <i>Nonion</i> sp. B                | 0.00 | 0.00 | 0.00 | 0.00 | 0.00 | 0.00 | 0.00 | 0.00 | 0.00 | 0.00 | 0.00 | 0.00 | 0.00 | 0.00 | 0.00 |
| <i>Nonion</i> sp. C                | 0.00 | 0.00 | 0.00 | 0.00 | 0.00 | 0.00 | 0.00 | 0.00 | 0.00 | 0.00 | 0.00 | 0.00 | 0.00 | 0.00 | 0.00 |
| <i>Nonionella</i> sp. A            | 0.00 | 0.00 | 0.00 | 0.00 | 0.00 | 0.00 | 0.00 | 0.00 | 0.00 | 0.00 | 0.00 | 0.00 | 0.00 | 0.00 | 0.00 |
| <i>Pararotalia nipponica</i>       | 0.00 | 0.00 | 0.00 | 0.00 | 0.00 | 0.00 | 0.00 | 0.00 | 0.00 | 0.00 | 0.00 | 0.00 | 0.00 | 0.00 | 0.00 |
| <i>Paratrochammina stoeni</i>      | 0.00 | 0.00 | 0.00 | 0.00 | 0.00 | 0.00 | 0.00 | 0.00 | 0.00 | 0.00 | 0.00 | 0.00 | 0.00 | 0.14 | 0.00 |
| <i>Peneroplis pertusus</i>         | 0.00 | 0.00 | 0.00 | 0.00 | 0.00 | 0.00 | 0.00 | 0.00 | 0.00 | 0.00 | 0.00 | 0.00 | 0.00 | 0.00 | 0.00 |
| <i>Planorbulina acervalis</i>      | 0.00 | 0.00 | 0.00 | 0.00 | 0.00 | 0.00 | 0.00 | 0.00 | 0.00 | 0.00 | 0.00 | 0.00 | 0.00 | 0.00 | 0.00 |
| <i>Pseudorotalia schroeteriana</i> | 0.00 | 0.00 | 0.00 | 0.00 | 0.00 | 0.00 | 0.00 | 0.00 | 0.00 | 0.00 | 0.00 | 0.00 | 0.00 | 0.00 | 0.00 |
| <i>Quinqueloculina</i> sp. 3       | 0.00 | 0.00 | 0.00 | 0.00 | 0.00 | 0.00 | 0.00 | 0.00 | 0.00 | 0.00 | 0.00 | 0.00 | 0.00 | 0.00 | 0.00 |
| <i>Quinqueloculina</i> spp.        | 0.00 | 0.00 | 0.00 | 0.00 | 0.00 | 0.00 | 0.00 | 0.00 | 0.00 | 0.00 | 0.00 | 0.00 | 0.00 | 0.00 | 0.00 |
| <i>Reussella pulchra</i>           | 0.00 | 0.00 | 0.00 | 0.00 | 0.00 | 0.00 | 0.00 | 0.00 | 0.00 | 0.00 | 0.00 | 0.00 | 0.00 | 0.00 | 0.00 |
| <i>Reussella spinulosa</i>         | 0.00 | 0.00 | 0.00 | 0.00 | 0.00 | 0.00 | 0.00 | 0.00 | 0.00 | 0.00 | 0.00 | 0.00 | 0.00 | 0.00 | 0.00 |
| <i>Rosalina globularis</i>         | 0.00 | 0.00 | 0.00 | 0.00 | 0.00 | 0.00 | 0.00 | 0.00 | 0.00 | 0.00 | 0.00 | 0.00 | 0.00 | 0.00 | 0.00 |
| <i>Sagrina zanzibarica</i>         | 0.00 | 0.00 | 0.00 | 0.00 | 0.00 | 0.00 | 0.00 | 0.00 | 0.00 | 0.00 | 0.00 | 0.00 | 0.00 | 0.00 | 0.00 |
| <i>Sagrinella lobata</i>           | 0.00 | 0.00 | 0.00 | 0.00 | 0.00 | 0.00 | 0.00 | 0.00 | 0.00 | 0.00 | 0.00 | 0.00 | 0.00 | 0.00 | 0.00 |
| <i>Schackoinella globosa</i>       | 0.00 | 0.00 | 0.00 | 0.00 | 0.00 | 0.00 | 0.00 | 0.00 | 0.00 | 0.00 | 0.00 | 0.00 | 0.00 | 0.00 | 0.00 |
| <i>Siphotrochammina lobata</i>     | 0.24 | 0.00 | 0.00 | 0.00 | 0.16 | 0.21 | 0.38 | 0.46 | 0.82 | 0.32 | 0.00 | 0.00 | 0.14 | 0.14 | 0.00 |
| <i>Spirolina cylindracea</i>       | 0.00 | 0.00 | 0.00 | 0.00 | 0.00 | 0.00 | 0.00 | 0.00 | 0.00 | 0.00 | 0.00 | 0.00 | 0.00 | 0.00 | 0.00 |
| <i>Trochammina ammicola</i>        | 0.48 | 0.64 | 1.55 | 1.65 | 0.94 | 1.86 | 1.13 | 1.02 | 1.08 | 0.73 | 1.78 | 1.70 | 1.19 | 1.53 | 1.58 |
| " <i>Trochammina ochracea</i> "    | 0.17 | 0.00 | 0.00 | 0.00 | 0.16 | 0.00 | 0.00 | 0.40 | 0.82 | 0.46 | 0.00 | 0.00 | 0.00 | 0.14 | 0.00 |
| <i>Trochammina</i> sp. E           | 0.00 | 0.00 | 0.00 | 0.00 | 0.00 | 0.00 | 0.00 | 0.00 | 0.00 | 0.00 | 0.00 | 0.00 | 0.00 | 0.00 | 0.00 |
| indeterminate rotaliids            | 0.00 | 0.00 | 0.00 | 0.00 | 0.00 | 0.00 | 0.00 | 0.00 | 0.00 | 0.00 | 0.00 | 0.00 | 0.00 | 0.00 | 0.00 |
| indeterminate textulariids         | 0.00 | 0.34 | 0.31 | 0.00 | 0.00 | 0.44 | 0.47 | 0.40 | 0.00 | 0.32 | 0.69 | 0.49 | 0.58 | 0.64 | 0.53 |

APPENDIX G. Percent of species (S43) for the total (live + dead) cluster analysis including all taxa  $\geq 2\%$  of the total assemblage. Sample depth, cm.

| Taxon ↓                                  | Sample depth → | 1     | 3     | 5     | 7     | 9     | 11     | 13    | 15    | 17    | 19    | 21    | 23    | 25    | 27    | 29    | 31    | 33    | 35    | 37    | 39    | 41    | 43    | 45    | 47    | 49    | 51    | 53    | 55    | 57    | 59    | 61    | 63    | 65    | 67    | 69    | 71    |      |
|--|----------------|-------|-------|-------|-------|-------|--------|-------|-------|-------|-------|-------|-------|-------|-------|-------|-------|-------|-------|-------|-------|-------|-------|-------|-------|-------|-------|-------|-------|-------|-------|-------|-------|-------|-------|-------|-------|------|
| <i>Ammobaculites exiguus</i>             |                | 31.29 | 28.36 | 23.88 | 23.11 | 46.80 | 38.58  | 47.21 | 20.00 | 23.23 | 14.35 | 31.55 | 28.44 | 19.50 | 10.15 | 10.82 | 14.06 | 12.96 | 13.46 | 10.15 | 12.57 | 15.12 | 9.00  | 7.41  | 6.83  | 5.08  | 3.47  | 7.65  | 5.61  | 2.16  | 5.53  | 1.39  | 3.14  | 2.65  | 3.98  | 4.85  | 0.00  |      |
| <i>Ammonia</i> aff. <i>A. aotearoa</i>   |                | 29.45 | 47.76 | 32.34 | 40.00 | 26.60 | 34.52  | 27.41 | 26.67 | 45.45 | 48.95 | 44.66 | 54.50 | 45.50 | 44.16 | 43.81 | 39.84 | 50.00 | 45.19 | 45.69 | 38.22 | 47.32 | 50.00 | 46.76 | 43.78 | 44.16 | 44.55 | 40.44 | 39.72 | 49.35 | 35.18 | 37.04 | 42.93 | 43.92 | 48.26 | 47.57 | 45.54 |      |
| <i>Ammotium directum</i>                 |                | 0.00  | 0.00  | 0.00  | 0.89  | 0.49  | 0.00   | 0.51  | 0.00  | 0.00  | 0.00  | 0.00  | 0.00  | 0.00  | 0.00  | 0.52  | 0.39  | 0.00  | 0.00  | 0.00  | 0.00  | 0.00  | 0.49  | 0.00  | 0.00  | 0.00  | 0.00  | 0.00  | 0.00  | 0.00  | 0.00  | 0.00  | 0.00  | 0.00  | 0.00  | 0.00  | 0.00  | 0.00 |
| <i>Ammotium morenoi</i>                  |                | 1.84  | 0.50  | 1.00  | 0.00  | 1.48  | 2.03   | 2.54  | 0.95  | 0.00  | 0.42  | 0.49  | 0.95  | 0.50  | 0.00  | 0.00  | 1.17  | 0.00  | 0.00  | 0.00  | 1.05  | 0.00  | 0.00  | 0.00  | 0.00  | 0.00  | 0.50  | 0.55  | 0.00  | 0.00  | 1.01  | 0.46  | 0.00  | 0.00  | 0.50  | 0.00  | 0.00  |      |
| <i>Amphistegina lessonii</i>             |                | 1.23  | 0.00  | 0.50  | 0.44  | 0.00  | 0.00   | 0.00  | 0.48  | 0.00  | 0.84  | 0.00  | 0.00  | 0.00  | 0.00  | 0.00  | 0.00  | 0.46  | 0.48  | 0.51  | 0.00  | 0.00  | 0.00  | 1.39  | 0.00  | 0.51  | 0.00  | 1.09  | 0.00  | 0.87  | 0.00  | 1.39  | 0.00  | 0.00  | 0.50  | 0.49  | 0.00  |      |
| <i>Bolivina striatula</i>                |                | 0.00  | 0.00  | 0.00  | 0.00  | 0.00  | 0.00   | 0.00  | 0.00  | 0.84  | 0.49  | 0.00  | 0.00  | 1.52  | 1.55  | 0.78  | 0.00  | 0.00  | 0.52  | 0.49  | 0.00  | 1.39  | 0.40  | 2.03  | 1.49  | 1.09  | 0.93  | 0.00  | 1.01  | 3.24  | 0.00  | 0.53  | 1.99  | 1.46  | 1.98  |       |       |      |
| <i>Bolivina</i> spp.                     |                | 1.84  | 0.50  | 1.00  | 2.22  | 0.00  | 0.00   | 0.51  | 2.38  | 1.01  | 1.27  | 0.49  | 0.47  | 0.00  | 2.54  | 4.64  | 0.78  | 1.39  | 3.37  | 0.51  | 4.19  | 2.44  | 2.50  | 1.85  | 4.02  | 4.06  | 4.95  | 3.28  | 2.80  | 3.46  | 1.51  | 3.70  | 5.76  | 4.23  | 1.49  | 0.97  | 0.50  |      |
| <i>Cibicides</i> cf. <i>C. fletcheri</i> |                | 0.61  | 0.00  | 1.49  | 0.00  | 0.00  | 0.00   | 0.00  | 0.00  | 0.00  | 0.49  | 0.00  | 0.50  | 0.00  | 0.00  | 0.00  | 0.39  | 0.46  | 0.48  | 0.00  | 0.00  | 0.00  | 0.00  | 0.00  | 1.20  | 0.00  | 0.00  | 0.55  | 0.00  | 0.87  | 0.00  | 1.39  | 0.00  | 0.00  | 0.50  | 0.97  | 1.49  |      |
| <i>Cibicides</i> sp. 1                   |                | 0.61  | 0.00  | 0.50  | 2.22  | 0.00  | 0.00   | 0.00  | 0.51  | 0.42  | 0.00  | 0.47  | 0.50  | 2.54  | 1.55  | 1.95  | 2.78  | 2.40  | 0.51  | 0.52  | 0.00  | 0.50  | 0.46  | 2.41  | 1.02  | 2.97  | 0.00  | 1.40  | 1.73  | 0.50  | 0.93  | 1.05  | 0.00  | 0.50  | 1.94  | 0.00  |       |      |
| <i>Cibicides</i> sp. 2                   |                | 0.00  | 0.00  | 0.00  | 0.00  | 0.00  | 0.00   | 0.00  | 0.48  | 0.00  | 0.42  | 0.00  | 0.00  | 0.00  | 0.00  | 0.00  | 0.00  | 0.00  | 0.96  | 0.00  | 0.00  | 0.00  | 0.00  | 0.00  | 0.00  | 0.00  | 0.00  | 0.00  | 0.47  | 0.43  | 0.00  | 0.52  | 1.06  | 0.00  | 0.49  | 0.99  |       |      |
| <i>Dyocibicides primitivus</i>           |                | 0.00  | 0.00  | 0.00  | 0.00  | 0.00  | 0.00   | 0.00  | 0.51  | 0.84  | 0.00  | 0.00  | 0.00  | 0.00  | 0.00  | 0.00  | 0.00  | 0.00  | 0.96  | 0.00  | 0.00  | 0.00  | 0.00  | 0.00  | 0.00  | 0.00  | 0.50  | 0.00  | 1.40  | 0.00  | 0.00  | 0.00  | 0.00  | 0.00  | 0.49  | 0.00  |       |      |
| <i>Elphidium hyaloecostatum</i>          |                | 0.61  | 0.00  | 0.00  | 0.44  | 0.00  | 0.00   | 0.00  | 2.38  | 0.00  | 0.84  | 0.00  | 0.47  | 0.00  | 0.51  | 0.00  | 0.00  | 0.00  | 0.48  | 0.00  | 0.52  | 0.00  | 0.00  | 0.00  | 0.00  | 0.00  | 0.00  | 0.00  | 0.00  | 0.00  | 0.00  | 0.00  | 0.00  | 0.00  | 0.00  | 0.00  | 0.00  |      |
| <i>Elphidium indicum</i>                 |                | 0.00  | 0.00  | 0.00  | 0.00  | 0.00  | 0.00   | 0.00  | 1.01  | 0.00  | 0.00  | 0.00  | 0.00  | 0.00  | 0.52  | 0.00  | 0.93  | 0.48  | 0.00  | 0.00  | 0.00  | 0.00  | 0.00  | 0.00  | 0.51  | 0.00  | 0.00  | 0.43  | 0.50  | 0.46  | 0.00  | 0.00  | 0.00  | 0.00  | 0.00  | 0.00  |       |      |
| <i>Elphidium</i> cf. <i>reticulosum</i>  |                | 0.00  | 0.00  | 0.00  | 1.33  | 0.00  | 1.52   | 0.51  | 0.00  | 0.42  | 0.97  | 0.00  | 1.02  | 0.00  | 0.78  | 0.00  | 0.00  | 2.03  | 0.52  | 0.49  | 2.50  | 0.46  | 0.00  | 0.00  | 1.49  | 0.55  | 0.00  | 0.87  | 0.00  | 0.00  | 1.59  | 1.00  | 0.00  | 0.99  |       |       |       |      |
| <i>Elphidium</i> cf. <i>E. simplex</i>   |                | 0.00  | 1.00  | 0.00  | 0.44  | 0.00  | 0.00   | 0.00  | 0.48  | 1.01  | 0.00  | 0.00  | 0.50  | 0.51  | 0.52  | 0.00  | 0.00  | 0.00  | 0.51  | 0.52  | 0.00  | 1.50  | 0.00  | 1.20  | 0.51  | 0.50  | 0.55  | 0.00  | 0.00  | 1.01  | 0.46  | 1.57  | 0.00  | 1.99  | 0.49  | 0.00  |       |      |
| <i>Elphidium</i> sp. L                   |                | 0.00  | 0.00  | 0.00  | 0.00  | 0.00  | 0.00   | 0.00  | 0.00  | 0.42  | 0.00  | 0.00  | 0.00  | 0.00  | 0.00  | 0.00  | 0.00  | 0.00  | 0.00  | 0.00  | 0.00  | 0.00  | 0.00  | 0.00  | 0.00  | 0.00  | 0.55  | 0.47  | 0.00  | 0.00  | 0.00  | 0.00  | 0.00  | 0.49  | 0.00  |       |       |      |
| <i>Elphidium</i> spp.                    |                | 0.61  | 0.00  | 0.00  | 0.00  | 0.49  | 0.51   | 0.00  | 0.00  | 0.00  | 2.11  | 0.00  | 0.00  | 0.00  | 0.00  | 0.00  | 0.46  | 0.48  | 0.51  | 0.00  | 0.00  | 0.00  | 0.46  | 0.00  | 0.00  | 0.00  | 1.64  | 0.00  | 0.00  | 1.51  | 0.00  | 0.52  | 0.53  | 0.00  | 0.00  |       |       |      |
| <i>Gavelinopsis praegeri</i>             |                | 6.75  | 3.48  | 7.46  | 5.78  | 0.00  | 0.00   | 0.00  | 1.01  | 1.69  | 0.00  | 0.00  | 4.00  | 1.52  | 1.03  | 3.13  | 1.85  | 1.44  | 4.06  | 2.09  | 0.98  | 2.00  | 0.00  | 0.80  | 0.00  | 0.50  | 1.40  | 0.87  | 2.01  | 0.93  | 1.57  | 2.65  | 2.99  | 0.97  | 3.47  |       |       |      |
| <i>Miliammina fusca</i>                  |                | 0.00  | 1.00  | 0.00  | 0.00  | 0.49  | 0.00   | 0.00  | 0.00  | 0.00  | 0.00  | 0.00  | 0.00  | 0.00  | 0.00  | 0.00  | 0.00  | 0.00  | 0.00  | 0.00  | 0.00  | 0.00  | 0.00  | 0.00  | 0.00  | 0.00  | 0.00  | 0.00  | 0.00  | 0.00  | 0.00  | 0.00  | 0.00  | 0.00  | 0.00  | 0.00  |       |      |
| <i>Murrayina murrayi</i>                 |                | 1.23  | 0.00  | 0.00  | 0.00  | 0.00  | 0.00   | 0.00  | 0.95  | 0.51  | 0.42  | 0.00  | 0.00  | 0.00  | 0.00  | 0.00  | 0.39  | 2.31  | 0.48  | 1.02  | 1.57  | 0.00  | 2.00  | 0.46  | 0.00  | 2.03  | 1.98  | 2.19  | 1.40  | 0.00  | 3.02  | 2.31  | 2.09  | 1.59  | 1.00  | 0.49  | 1.98  |      |
| <i>Nonion</i> sp. A                      |                | 0.00  | 0.00  | 0.00  | 0.00  | 0.00  | 0.00   | 0.00  | 0.00  | 0.00  | 0.00  | 0.00  | 0.00  | 0.00  | 0.00  | 0.00  | 0.39  | 0.00  | 0.00  | 0.00  | 0.00  | 0.00  | 0.00  | 0.00  | 0.00  | 0.00  | 0.00  | 1.09  | 0.00  | 0.43  | 1.01  | 0.00  | 0.00  | 0.00  | 0.00  | 0.50  |       |      |
| <i>Nonion</i> sp. B                      |                | 1.23  | 1.99  | 0.00  | 0.89  | 0.49  | 0.00   | 0.00  | 1.90  | 0.51  | 1.69  | 0.49  | 0.47  | 1.50  | 1.52  | 1.03  | 0.78  | 2.31  | 1.92  | 1.52  | 2.62  | 1.46  | 1.00  | 2.78  | 4.42  | 3.55  | 2.97  | 3.28  | 1.40  | 1.30  | 3.02  | 0.46  | 2.62  | 1.06  | 0.50  | 1.46  | 4.95  |      |
| <i>Paratrochammina stoeni</i>            |                | 5.52  | 1.49  | 0.00  | 2.22  | 3.94  | 4.57   | 5.08  | 11.90 | 2.02  | 0.42  | 0.97  | 1.90  | 3.50  | 1.52  | 0.52  | 1.17  | 0.46  | 0.00  | 0.00  | 0.00  | 0.49  | 0.50  | 0.46  | 0.40  | 0.00  | 0.00  | 0.55  | 0.00  | 0.00  | 0.46  | 0.00  | 0.00  | 0.00  | 0.00  | 0.00  |       |      |
| <i>Peneroplis pertusus</i>               |                | 0.00  | 0.00  | 0.00  | 0.00  | 0.00  | 0.00   | 0.00  | 0.00  | 0.00  | 0.00  | 0.00  | 0.00  | 0.00  | 0.52  | 0.00  | 0.00  | 0.00  | 0.51  | 0.00  | 0.98  | 0.00  | 0.46  | 0.00  | 0.00  | 1.09  | 0.47  | 1.30  | 0.50  | 0.00  | 1.57  | 0.00  | 0.50  | 0.00  | 0.00  |       |       |      |
| <i>Planorbulina acervalis</i>            |                | 0.00  | 0.00  | 0.00  | 0.00  | 0.00  | 0.00   | 0.00  | 0.00  | 0.42  | 0.00  | 0.00  | 0.00  | 0.00  | 0.00  | 0.00  | 0.00  | 0.00  | 0.00  | 0.00  | 0.00  | 0.00  | 0.40  | 0.00  | 0.00  | 1.09  | 0.00  | 0.43  | 1.01  | 0.46  | 0.52  | 1.06  | 0.50  | 0.49  | 0.50  |       |       |      |
| <i>Pseudorotalia schroeteriana</i>       |                | 0.00  | 0.00  | 0.00  | 0.00  | 0.00  | 0.51   | 0.00  | 0.48  | 0.00  | 0.00  | 0.49  | 0.00  | 1.00  | 0.00  | 0.00  | 0.39  | 0.00  | 0.00  | 1.02  | 0.00  | 0.00  | 0.46  | 0.40  | 1.52  | 0.50  | 0.00  | 0.00  | 0.00  | 1.01  | 0.93  | 2.09  | 2.65  | 1.00  | 1.46  | 0.50  |       |      |
| <i>Quinqueloculina</i> sp. 3             |                | 0.00  | 0.00  | 0.00  | 0.00  | 0.00  | 0.00   | 0.00  | 0.00  | 0.00  | 0.49  | 0.00  | 0.00  | 0.00  | 0.00  | 0.00  | 0.00  | 0.00  | 0.00  | 0.00  | 0.00  | 1.00  | 1.39  | 0.40  | 0.51  | 0.00  | 0.55  | 0.47  | 0.87  | 0.50  | 0.00  | 0.00  | 0.00  | 0.00  | 0.00  |       |       |      |
| <i>Quinqueloculina</i> spp.              |                | 2.45  | 1.99  | 1.99  | 0.44  | 1.97  | 0.00   | 0.00  | 1.43  | 5.05  | 3.38  | 0.49  | 0.47  | 3.00  | 6.09  | 8.25  | 4.69  | 4.17  | 5.29  | 5.08  | 6.81  | 3.41  | 4.50  | 4.17  | 2.41  | 6.09  | 4.95  | 3.83  | 6.07  | 4.33  | 8.04  | 7.87  | 4.19  | 5.82  | 4.98  | 4.85  | 4.46  |      |
| <i>Reusella pulchra</i>                  |                | 1.23  | 0.50  | 2.49  | 0.89  | 0.49  | 0.00   | 0.51  | 1.43  | 1.01  | 2.53  | 0.00  | 0.95  | 1.00  | 2.03  | 1.03  | 1.95  | 0.93  | 0.96  | 0.51  | 2.09  | 2.44  | 2.00  | 2.78  | 3.61  | 2.03  | 3.47  | 3.28  | 7.01  | 2.60  | 3.52  | 1.39  | 2.09  | 4.23  | 4.98  | 3.40  | 3.96  |      |
| <i>Reusella spinulosa</i>                |                | 0.00  | 0.00  | 0.00  | 0.00  | 0.00  | 0.00   | 0.00  | 0.00  | 0.00  | 0.00  | 0.00  | 0.00  | 0.00  | 0.00  | 0.00  | 0.00  | 0.00  | 0.51  | 0.00  | 0.00  | 0.00  | 0.40  | 0.00  | 0.00  | 0.00  | 0.00  | 0.43  | 0.00  | 0.00  | 0.00  | 0.53  | 1.00  | 0.49  | 0.50  |       |       |      |
| <i>Rosalina globularis</i>               |                | 3.07  | 1.00  | 1.49  | 1.78  | 0.49  | 1.52   | 0.00  | 2.38  | 3.54  | 1.69  | 3.40  | 1.90  | 4.00  | 5.08  | 8.25  | 8.20  | 7.87  | 8.17  | 8.12  | 11.52 | 6.83  | 7.50  | 13.43 | 8.43  | 9.14  | 6.44  | 7.65  | 10.75 | 10.39 | 12.56 | 14.81 | 8.90  | 0.00  | 7.46  | 12.62 | 7.92  |      |
| <i>Sagrina zanzibarica</i>               |                | 0.61  | 0.50  | 0.00  | 0.00  | 0.00  | 0.00</ |       |       |       |       |       |       |       |       |       |       |       |       |       |       |       |       |       |       |       |       |       |       |       |       |       |       |       |       |       |       |      |

Percent of species (S40) for the total (live + dead) cluster analysis including all taxa  $\geq 2\%$  of the total assemblage. Sample depth, cm.

| Taxon ↓                                  | Sample depth → | 1     | 3     | 5     | 7     | 9     | 11    | 13    | 15    | 17    | 19    | 21    | 23    | 25    | 27    | 29    | 31    | 33    | 35    | 37    | 39    | 41    | 43    | 45    | 47    | 49    | 51    | 53    | 55    |      |
|--|----------------|-------|-------|-------|-------|-------|-------|-------|-------|-------|-------|-------|-------|-------|-------|-------|-------|-------|-------|-------|-------|-------|-------|-------|-------|-------|-------|-------|-------|------|
| <i>Ammobaculites exiguus</i>             |                | 4.15  | 6.76  | 11.67 | 8.33  | 8.43  | 11.18 | 11.33 | 8.65  | 15.15 | 12.97 | 18.38 | 20.22 | 10.33 | 10.63 | 11.05 | 11.41 | 10.14 | 7.33  | 3.74  | 3.85  | 3.41  | 3.00  | 2.53  | 4.76  | 1.00  | 0.48  | 1.38  | 2.30  |      |
| <i>Ammonia</i> aff. <i>A. aoteana</i>    |                | 26.73 | 16.91 | 20.00 | 17.78 | 16.85 | 15.88 | 24.14 | 23.78 | 23.03 | 26.49 | 22.70 | 21.86 | 22.28 | 30.92 | 26.32 | 30.98 | 24.64 | 15.71 | 17.11 | 19.23 | 17.56 | 17.00 | 16.16 | 18.52 | 12.44 | 26.19 | 15.60 | 11.49 |      |
| <i>Ammotium directum</i>                 |                | 0.00  | 0.00  | 0.00  | 0.00  | 0.00  | 0.00  | 0.00  | 0.00  | 0.00  | 0.00  | 0.00  | 0.00  | 0.00  | 0.48  | 0.00  | 0.00  | 0.00  | 0.00  | 0.00  | 0.00  | 0.00  | 0.00  | 0.00  | 0.00  | 0.00  | 0.00  | 0.00  | 0.00  |      |
| <i>Ammotium morenoi</i>                  |                | 0.46  | 1.93  | 1.11  | 2.22  | 4.49  | 5.88  | 0.00  | 1.08  | 0.00  | 0.54  | 2.16  | 2.19  | 0.00  | 0.00  | 0.00  | 0.00  | 0.48  | 0.52  | 0.00  | 0.00  | 0.00  | 0.00  | 0.00  | 0.53  | 0.00  | 0.48  | 0.00  | 0.00  |      |
| <i>Amphistegina lessonii</i>             |                | 5.07  | 0.48  | 0.56  | 0.56  | 0.00  | 2.35  | 0.00  | 0.00  | 3.64  | 1.62  | 1.62  | 1.09  | 0.00  | 1.45  | 0.53  | 0.54  | 0.48  | 1.05  | 1.60  | 1.10  | 0.98  | 1.00  | 2.02  | 3.17  | 1.49  | 2.86  | 1.83  | 1.15  |      |
| <i>Bolivina striatula</i>                |                | 0.92  | 0.97  | 0.00  | 0.56  | 0.56  | 0.59  | 1.97  | 0.00  | 1.82  | 0.54  | 0.54  | 0.55  | 0.00  | 0.00  | 2.11  | 1.63  | 0.97  | 0.00  | 1.07  | 0.00  | 0.49  | 0.00  | 0.51  | 1.06  | 1.00  | 0.48  | 0.46  | 0.38  |      |
| <i>Bolivina</i> spp.                     |                | 5.99  | 7.73  | 9.44  | 6.67  | 7.30  | 5.29  | 8.37  | 5.95  | 1.82  | 2.70  | 2.16  | 0.00  | 3.80  | 1.93  | 4.21  | 4.35  | 4.83  | 6.28  | 5.88  | 3.30  | 3.41  | 5.00  | 8.59  | 2.65  | 4.98  | 3.81  | 6.88  | 3.07  |      |
| <i>Cibicides</i> cf. <i>C. fletcheri</i> |                | 2.30  | 3.38  | 2.78  | 5.00  | 2.25  | 2.35  | 0.49  | 2.16  | 2.42  | 2.16  | 2.16  | 0.55  | 1.63  | 0.97  | 1.05  | 0.00  | 1.45  | 0.52  | 0.53  | 0.55  | 1.95  | 1.00  | 0.51  | 1.06  | 2.99  | 2.38  | 0.46  | 1.53  |      |
| <i>Cibicides</i> sp. 1                   |                | 1.84  | 0.48  | 1.67  | 2.78  | 2.25  | 1.18  | 2.46  | 2.70  | 1.82  | 0.54  | 0.54  | 1.64  | 0.54  | 0.48  | 1.58  | 0.00  | 1.45  | 2.09  | 0.00  | 0.55  | 2.93  | 3.00  | 3.54  | 1.59  | 0.50  | 1.43  | 0.00  | 0.00  |      |
| <i>Cibicides</i> sp. 2                   |                | 0.00  | 1.45  | 0.56  | 0.00  | 0.00  | 0.59  | 0.49  | 0.54  | 0.00  | 0.54  | 0.00  | 0.55  | 0.00  | 0.00  | 1.05  | 0.54  | 0.48  | 0.00  | 0.53  | 0.55  | 2.93  | 1.00  | 1.01  | 0.53  | 1.99  | 0.95  | 1.38  | 2.30  |      |
| <i>Dyocibicides primitivus</i>           |                | 0.46  | 0.00  | 0.00  | 0.00  | 0.56  | 0.59  | 0.49  | 0.00  | 0.61  | 0.54  | 0.00  | 0.55  | 0.00  | 0.00  | 0.00  | 1.09  | 0.97  | 1.05  | 0.00  | 0.00  | 0.49  | 3.00  | 0.00  | 2.12  | 1.00  | 1.43  | 0.00  | 1.92  |      |
| <i>Elphidium hyalocostatum</i>           |                | 0.00  | 0.00  | 0.00  | 0.00  | 0.00  | 0.00  | 0.00  | 0.61  | 0.00  | 0.00  | 0.00  | 0.00  | 0.00  | 0.00  | 0.00  | 0.00  | 0.00  | 0.00  | 0.00  | 0.00  | 0.00  | 0.00  | 0.00  | 0.00  | 0.00  | 0.00  | 0.00  | 0.00  |      |
| <i>Elphidium indicum</i>                 |                | 0.00  | 0.00  | 0.00  | 0.00  | 0.00  | 0.00  | 0.00  | 0.00  | 0.00  | 0.00  | 0.00  | 0.00  | 0.00  | 0.00  | 0.00  | 0.00  | 0.00  | 2.09  | 0.00  | 0.55  | 0.00  | 0.00  | 0.00  | 0.00  | 0.00  | 0.00  | 0.00  | 0.38  |      |
| <i>Elphidium</i> cf. <i>reticulosum</i>  |                | 0.00  | 0.97  | 0.00  | 0.56  | 0.00  | 1.18  | 0.00  | 0.54  | 1.82  | 3.24  | 0.54  | 0.55  | 2.17  | 0.97  | 0.00  | 1.09  | 0.48  | 0.52  | 1.60  | 1.65  | 0.00  | 1.00  | 0.51  | 1.06  | 0.50  | 0.00  | 0.46  | 1.15  |      |
| <i>Elphidium</i> cf. <i>E. simplex</i>   |                | 1.84  | 0.97  | 1.11  | 0.56  | 2.25  | 2.94  | 1.97  | 0.54  | 0.61  | 0.54  | 0.54  | 1.64  | 0.00  | 1.93  | 0.00  | 0.54  | 0.48  | 1.05  | 0.00  | 1.10  | 0.00  | 1.00  | 0.00  | 2.65  | 1.00  | 0.48  | 0.92  | 2.30  |      |
| <i>Elphidium</i> sp. L.                  |                | 0.00  | 2.42  | 0.56  | 0.56  | 0.00  | 0.00  | 0.00  | 0.00  | 0.00  | 0.00  | 0.00  | 0.00  | 0.00  | 0.00  | 0.00  | 0.00  | 1.05  | 0.00  | 0.00  | 0.49  | 0.00  | 0.00  | 0.00  | 0.00  | 0.00  | 0.00  | 0.92  | 0.00  |      |
| <i>Elphidium</i> spp.                    |                | 0.46  | 0.97  | 0.00  | 0.00  | 0.00  | 0.59  | 0.00  | 0.54  | 0.61  | 0.00  | 1.08  | 0.00  | 0.54  | 0.48  | 0.53  | 0.54  | 0.00  | 0.52  | 0.00  | 0.55  | 0.98  | 1.50  | 0.00  | 0.53  | 0.50  | 0.48  | 0.46  | 1.53  |      |
| <i>Gavelinopsis praegeri</i>             |                | 7.37  | 3.38  | 2.22  | 6.11  | 3.93  | 5.88  | 5.91  | 4.86  | 5.45  | 5.95  | 9.19  | 7.65  | 9.78  | 8.70  | 10.00 | 9.24  | 4.35  | 7.33  | 8.56  | 6.59  | 5.85  | 6.50  | 5.05  | 4.23  | 4.48  | 3.81  | 5.96  | 8.43  |      |
| <i>Miliammina fusca</i>                  |                | 0.46  | 0.00  | 0.56  | 0.00  | 0.00  | 0.00  | 0.00  | 0.00  | 0.00  | 0.00  | 0.00  | 0.00  | 0.00  | 0.00  | 0.00  | 0.00  | 0.00  | 0.00  | 0.00  | 0.00  | 0.00  | 0.00  | 0.00  | 0.00  | 0.00  | 0.00  | 0.00  | 0.00  |      |
| <i>Murrayina murrayi</i>                 |                | 0.92  | 1.45  | 0.00  | 0.00  | 0.00  | 0.59  | 2.46  | 0.00  | 0.61  | 0.00  | 0.54  | 0.00  | 0.00  | 0.00  | 2.11  | 1.09  | 0.48  | 0.00  | 4.81  | 0.55  | 0.00  | 1.00  | 1.01  | 0.53  | 0.00  | 0.95  | 0.00  | 0.38  |      |
| <i>Nonion</i> sp. A                      |                | 0.92  | 0.00  | 0.00  | 0.00  | 0.00  | 0.00  | 0.00  | 0.00  | 0.00  | 0.00  | 0.00  | 0.55  | 0.54  | 0.00  | 1.58  | 0.00  | 0.48  | 0.00  | 3.21  | 2.20  | 0.49  | 0.50  | 0.00  | 0.00  | 0.50  | 0.00  | 0.00  | 0.00  |      |
| <i>Nonion</i> sp. B                      |                | 0.00  | 1.45  | 0.56  | 0.00  | 0.00  | 2.35  | 1.48  | 3.78  | 2.42  | 1.62  | 3.24  | 3.83  | 5.98  | 0.48  | 3.16  | 2.17  | 1.45  | 2.62  | 2.67  | 1.65  | 0.98  | 1.50  | 1.01  | 1.59  | 1.00  | 0.00  | 0.00  | 0.00  |      |
| <i>Paratrochammina stoeni</i>            |                | 0.00  | 0.00  | 1.67  | 0.00  | 0.00  | 0.59  | 0.49  | 0.54  | 0.61  | 2.16  | 0.54  | 0.00  | 0.00  | 0.00  | 0.53  | 0.00  | 0.00  | 0.00  | 0.53  | 0.00  | 0.00  | 0.00  | 0.00  | 0.00  | 0.00  | 0.00  | 0.00  | 0.00  |      |
| <i>Peneroplis pertusus</i>               |                | 0.00  | 0.00  | 0.56  | 0.00  | 0.00  | 0.00  | 0.00  | 0.00  | 0.00  | 0.00  | 0.54  | 0.55  | 0.00  | 0.00  | 0.53  | 0.54  | 0.00  | 2.09  | 0.00  | 2.20  | 0.49  | 0.00  | 0.51  | 1.06  | 2.99  | 2.38  | 3.21  | 2.68  |      |
| <i>Planorbulina acervalis</i>            |                | 0.00  | 0.48  | 0.00  | 1.11  | 0.00  | 0.00  | 0.49  | 0.00  | 0.00  | 0.00  | 0.54  | 0.55  | 0.00  | 0.00  | 0.00  | 0.00  | 0.97  | 0.52  | 1.07  | 1.65  | 1.46  | 1.50  | 2.02  | 0.00  | 2.49  | 1.43  | 0.92  | 1.15  |      |
| <i>Pseudorotalia schroeteriana</i>       |                | 0.00  | 0.00  | 0.00  | 0.00  | 0.00  | 0.00  | 0.00  | 0.00  | 0.00  | 0.00  | 0.00  | 0.00  | 0.00  | 0.00  | 0.00  | 0.00  | 0.52  | 0.53  | 0.00  | 0.00  | 0.00  | 0.00  | 0.00  | 0.50  | 0.00  | 0.92  | 0.00  | 0.00  |      |
| <i>Quinqueloculina</i> sp. 3             |                | 0.00  | 0.00  | 0.56  | 0.00  | 0.56  | 0.00  | 0.00  | 0.00  | 0.54  | 0.54  | 0.00  | 0.00  | 0.00  | 0.53  | 0.54  | 0.48  | 0.00  | 0.53  | 0.00  | 0.49  | 1.50  | 0.51  | 2.12  | 1.49  | 1.90  | 1.83  | 0.38  | 0.38  |      |
| <i>Quinqueloculina</i> spp.              |                | 2.76  | 4.83  | 5.56  | 5.00  | 6.74  | 3.53  | 5.42  | 1.62  | 3.03  | 12.97 | 4.86  | 2.19  | 8.15  | 5.31  | 6.32  | 3.80  | 12.08 | 10.47 | 13.37 | 17.58 | 18.05 | 14.50 | 14.14 | 12.17 | 15.92 | 15.71 | 11.01 | 15.33 |      |
| <i>Reusella pulchra</i>                  |                | 3.69  | 9.66  | 7.78  | 5.00  | 5.62  | 9.41  | 6.40  | 5.41  | 3.03  | 4.32  | 1.62  | 6.56  | 3.80  | 2.90  | 2.63  | 1.09  | 4.35  | 7.85  | 4.81  | 3.85  | 9.76  | 4.50  | 5.05  | 8.47  | 4.98  | 5.71  | 7.80  | 7.28  |      |
| <i>Reusella spinulosa</i>                |                | 0.00  | 0.00  | 0.00  | 1.67  | 2.81  | 0.59  | 0.00  | 0.54  | 0.61  | 0.54  | 0.00  | 0.00  | 0.00  | 0.00  | 0.54  | 0.00  | 0.00  | 0.00  | 0.00  | 0.00  | 0.00  | 0.00  | 1.52  | 0.00  | 0.00  | 0.48  | 0.92  | 1.53  |      |
| <i>Rosalina globularis</i>               |                | 3.69  | 6.28  | 4.44  | 6.67  | 3.93  | 5.29  | 2.96  | 7.57  | 13.94 | 4.86  | 4.86  | 4.92  | 7.07  | 4.35  | 6.84  | 5.98  | 5.31  | 6.28  | 8.56  | 3.85  | 7.80  | 5.50  | 15.15 | 5.29  | 7.96  | 7.14  | 10.55 | 7.66  |      |
| <i>Sagrina zanzibarica</i>               |                | 4.61  | 8.21  | 0.56  | 1.67  | 4.49  | 2.35  | 3.45  | 2.16  | 0.61  | 1.08  | 1.08  | 1.09  | 2.17  | 1.93  | 2.11  | 3.26  | 0.48  | 2.62  | 0.53  | 6.04  | 2.44  | 5.00  | 4.55  | 6.88  | 5.97  | 1.43  | 1.83  | 3.83  |      |
| <i>Sagrinella lobata</i>                 |                | 9.68  | 7.25  | 8.89  | 10.00 | 14.04 | 5.29  | 4.93  | 7.57  | 3.03  | 3.78  | 8.11  | 4.92  | 4.35  | 5.80  | 1.58  | 5.98  | 6.28  | 5.24  | 7.49  | 7.14  | 7.32  | 6.00  | 4.55  | 4.76  | 2.99  | 4.76  | 8.72  | 7.66  |      |
| <i>Schackoinella globosa</i>             |                | 2.30  | 2.90  | 1.11  | 2.78  | 3.93  | 1.18  | 3.94  | 5.41  | 4.85  | 2.70  | 1.08  | 1.64  | 4.89  | 2.90  | 2.63  | 2.17  | 1.93  | 0.52  | 0.00  | 0.00  | 0.00  | 1.00  | 1.52  | 1.06  | 0.50  | 0.48  | 0.46  | 0.00  |      |
| <i>Siphotrochammina lobata</i>           |                | 0.00  | 0.00  | 0.56  | 0.00  | 0.00  | 0.59  | 0.00  | 0.00  | 0.54  | 0.00  | 0.00  | 0.00  | 0.00  | 0.00  | 0.53  | 0.54  | 0.00  | 0.00  | 0.00  | 0.00  | 0.00  | 0.00  | 0.00  | 0.00  | 0.50  | 0.00  | 0.00  | 0.00  |      |
| <i>Spirolina cylindracea</i>             |                | 0.00  | 0.00  | 0.00  | 0.00  | 0.00  | 1.18  | 0.00  | 1.62  | 1.21  | 0.00  | 0.00  | 0.00  | 1.09  | 1.93  | 0.00  | 0.54  | 0.48  | 1.05  | 0.53  | 3.85  | 0.49  | 3.50  | 1.52  | 1.06  | 1.00  | 0.95  | 0.46  | 0.38  |      |
| <i>Trochammina amnicola</i>              |                | 1.38  | 0.00  | 0.00  | 0.00  | 0.00  | 0.59  | 0.49  | 0.00  | 0.00  | 0.00  | 0.00  | 0.55  | 0.00  | 0.00  | 0.53  | 0.54  | 0.48  | 0.52  | 0.00  | 0.00  | 0.00  | 0.00  | 0.00  | 0.00  | 0.00  | 0.00  | 0.00  | 0.00  |      |
| <i>"Trochammina ochracea"</i>            |                | 0.00  | 0.00  | 0.00  | 0.00  | 0.00  | 0.00  | 0.00  | 0.00  | 0.00  | 0.00  | 0.00  | 0.55  | 0.00  | 0.48  | 0.53  | 0.00  | 0.00  | 0.00  | 0.00  | 0.00  | 0.00  | 0.00  | 0.00  | 0.00  | 0.00  | 0.00  | 0.48  | 0.00  | 0.00 |
| <i>Trochammina</i> sp. E                 |                | 0.00  | 0.48  | 1.67  | 0.56  | 0.00  | 0.00  | 0.49  | 0.00  | 0.00  | 2.16  | 0.00  | 0.00  | 0.00  | 1.45  | 0.00  | 0.00  | 0.00  | 0.00  | 0.00  | 0.00  | 0.00  | 0.00  | 0.00  | 0.00  | 0.00  | 0.00  | 0.00  | 0.00  | 0.00 |
| indeterminate rotaliids                  |                | 4.15  | 2.42  | 7.22  | 6.67  | 2.25  | 6.47  | 5.91  | 7.57  | 0.00  | 0.00  | 5.95  | 6.56  | 5.98  | 9.66  | 6.32  | 6.52  | 6.76  | 5.76  | 4.28  | 4.40  | 3.41  | 2.00  | 1.01  | 0.53  | 6.47  | 3.33  | 3.67  | 4.98  |      |
| indeterminate textulariids               |                | 0.00  | 0.00  | 0.00  | 1.11  | 0.00  | 0.00  | 0.00  | 0.00  | 0.00  | 0.00  | 0.00  | 0.55  | 0.00  | 0.00  | 0.00  | 0.00  | 0.00  | 0.00  | 0.00  | 0.00  | 0.00  | 1.00  | 0.00  | 0.53  | 0.50  | 0.00  | 0.00  | 0.00  |      |

Percent of species (S9A) for the total (live + dead) cluster analysis including all taxa  $\geq 2\%$  of the total assemblage. Sample depth, cm.

| Taxon ↓                                  | Sample depth → | 1     | 3     | 5     | 7     | 9     | 11    | 13    | 15    | 17    | 19    | 21    | 23    | 25    | 27    | 29    |
|--|----------------|-------|-------|-------|-------|-------|-------|-------|-------|-------|-------|-------|-------|-------|-------|-------|
| <i>Ammobaculites exiguus</i>             |                | 12.44 | 14.41 | 15.22 | 42.11 | 12.78 | 15.35 | 14.49 | 22.50 | 9.52  | 55.56 | 15.53 | 12.89 | 10.55 | 13.04 | 17.73 |
| <i>Ammonia</i> aff. <i>A. aoteana</i>    |                | 0.00  | 0.00  | 0.00  | 0.00  | 0.00  | 0.00  | 0.00  | 0.00  | 0.00  | 0.00  | 0.00  | 0.00  | 0.00  | 0.00  | 0.00  |
| <i>Ammotium directum</i>                 |                | 17.41 | 31.53 | 21.74 | 10.53 | 43.89 | 10.53 | 28.99 | 23.75 | 14.29 | 6.67  | 8.07  | 19.07 | 43.22 | 21.74 | 23.65 |
| <i>Ammotium morenoi</i>                  |                | 0.00  | 2.70  | 0.00  | 10.53 | 3.89  | 1.75  | 7.97  | 0.00  | 9.52  | 8.89  | 8.70  | 6.19  | 5.03  | 3.38  | 1.97  |
| <i>Amphistegina lessonii</i>             |                | 0.00  | 0.00  | 0.00  | 0.00  | 0.00  | 0.00  | 0.00  | 0.00  | 0.00  | 0.00  | 0.00  | 0.00  | 0.00  | 0.00  | 0.00  |
| <i>Bolivina striatula</i>                |                | 0.00  | 0.00  | 0.00  | 0.00  | 0.00  | 0.00  | 0.00  | 0.00  | 0.00  | 0.00  | 0.00  | 0.00  | 0.00  | 0.00  | 0.00  |
| <i>Bolivina</i> spp.                     |                | 0.00  | 0.00  | 0.00  | 0.00  | 0.00  | 0.00  | 0.00  | 0.00  | 0.00  | 0.00  | 0.00  | 0.00  | 0.00  | 0.00  | 0.00  |
| <i>Cibicides</i> cf. <i>C. fletcheri</i> |                | 0.00  | 0.00  | 0.00  | 0.00  | 0.00  | 0.00  | 0.00  | 0.00  | 0.00  | 0.00  | 0.00  | 0.00  | 0.00  | 0.00  | 0.00  |
| <i>Cibicides</i> sp. 1                   |                | 0.00  | 0.00  | 0.00  | 0.00  | 0.00  | 0.00  | 0.00  | 0.00  | 0.00  | 0.00  | 0.00  | 0.00  | 0.00  | 0.00  | 0.00  |
| <i>Cibicides</i> sp. 2                   |                | 0.00  | 0.00  | 0.00  | 0.00  | 0.00  | 0.00  | 0.00  | 0.00  | 0.00  | 0.00  | 0.00  | 0.00  | 0.00  | 0.00  | 0.00  |
| <i>Dyocibicides primitivus</i>           |                | 0.00  | 0.00  | 0.00  | 0.00  | 0.00  | 0.00  | 0.00  | 0.00  | 0.00  | 0.00  | 0.00  | 0.00  | 0.00  | 0.00  | 0.00  |
| <i>Elphidium hyalocostatum</i>           |                | 0.00  | 0.00  | 0.00  | 0.00  | 0.00  | 0.00  | 0.00  | 0.00  | 0.00  | 0.00  | 0.00  | 0.00  | 0.00  | 0.00  | 0.00  |
| <i>Elphidium indicum</i>                 |                | 0.00  | 0.00  | 0.00  | 0.00  | 0.00  | 0.00  | 0.00  | 0.00  | 0.00  | 0.00  | 0.00  | 0.00  | 0.00  | 0.00  | 0.00  |
| <i>Elphidium</i> cf. <i>reticulosum</i>  |                | 0.00  | 0.00  | 0.00  | 0.00  | 0.00  | 0.00  | 0.00  | 0.00  | 0.00  | 0.00  | 0.00  | 0.00  | 0.00  | 0.00  | 0.00  |
| <i>Elphidium</i> cf. <i>E. simplex</i>   |                | 0.00  | 0.00  | 0.00  | 0.00  | 0.00  | 0.00  | 0.00  | 0.00  | 0.00  | 0.00  | 0.00  | 0.00  | 0.00  | 0.00  | 0.00  |
| <i>Elphidium</i> sp. L.                  |                | 0.00  | 0.00  | 0.00  | 0.00  | 0.00  | 0.00  | 0.00  | 0.00  | 0.00  | 0.00  | 0.00  | 0.00  | 0.00  | 0.00  | 0.00  |
| <i>Elphidium</i> spp.                    |                | 0.00  | 0.00  | 0.00  | 0.00  | 0.00  | 0.00  | 0.00  | 0.00  | 0.00  | 0.00  | 0.00  | 0.00  | 0.00  | 0.00  | 0.00  |
| <i>Gavelinopsis praegeri</i>             |                | 0.00  | 0.00  | 0.00  | 0.00  | 0.00  | 0.00  | 0.00  | 0.00  | 0.00  | 0.00  | 0.00  | 0.00  | 0.00  | 0.00  | 0.00  |
| <i>Miliammina fusca</i>                  |                | 63.68 | 39.64 | 17.39 | 0.00  | 20.56 | 5.70  | 15.22 | 13.75 | 9.52  | 8.89  | 0.00  | 0.52  | 1.01  | 0.48  | 0.00  |
| <i>Murrayina murrayi</i>                 |                | 0.00  | 0.00  | 0.00  | 0.00  | 0.00  | 0.00  | 0.00  | 0.00  | 0.00  | 0.00  | 0.00  | 0.00  | 0.00  | 0.00  | 0.00  |
| <i>Nonion</i> sp. A                      |                | 0.00  | 0.00  | 0.00  | 0.00  | 0.00  | 0.00  | 0.00  | 0.00  | 0.00  | 0.00  | 0.00  | 0.00  | 0.00  | 0.00  | 0.00  |
| <i>Nonion</i> sp. B                      |                | 0.00  | 0.00  | 0.00  | 0.00  | 0.00  | 0.00  | 0.00  | 0.00  | 0.00  | 0.00  | 0.00  | 0.00  | 0.00  | 0.00  | 0.00  |
| <i>Paratrochammina stoeni</i>            |                | 0.00  | 0.00  | 0.00  | 0.00  | 0.00  | 0.00  | 0.00  | 0.00  | 0.00  | 0.00  | 0.00  | 0.00  | 0.00  | 0.97  | 0.00  |
| <i>Peneroplis pertusus</i>               |                | 0.00  | 0.00  | 0.00  | 0.00  | 0.00  | 0.00  | 0.00  | 0.00  | 0.00  | 0.00  | 0.00  | 0.00  | 0.00  | 0.00  | 0.00  |
| <i>Planorbulina acervalis</i>            |                | 0.00  | 0.00  | 0.00  | 0.00  | 0.00  | 0.00  | 0.00  | 0.00  | 0.00  | 0.00  | 0.00  | 0.00  | 0.00  | 0.00  | 0.00  |
| <i>Pseudorotalia schroeteriana</i>       |                | 0.00  | 0.00  | 0.00  | 0.00  | 0.00  | 0.00  | 0.00  | 0.00  | 0.00  | 0.00  | 0.00  | 0.00  | 0.00  | 0.00  | 0.00  |
| <i>Quinqueloculina</i> sp. 3             |                | 0.00  | 0.00  | 0.00  | 0.00  | 0.00  | 0.00  | 0.00  | 0.00  | 0.00  | 0.00  | 0.00  | 0.00  | 0.00  | 0.00  | 0.00  |
| <i>Quinqueloculina</i> spp.              |                | 0.00  | 0.00  | 0.00  | 0.00  | 0.00  | 0.00  | 0.00  | 0.00  | 0.00  | 0.00  | 0.00  | 0.00  | 0.00  | 0.00  | 0.00  |
| <i>Reusella pulchra</i>                  |                | 0.00  | 0.00  | 0.00  | 0.00  | 0.00  | 0.00  | 0.00  | 0.00  | 0.00  | 0.00  | 0.00  | 0.00  | 0.00  | 0.00  | 0.00  |
| <i>Reusella spinulosa</i>                |                | 0.00  | 0.00  | 0.00  | 0.00  | 0.00  | 0.00  | 0.00  | 0.00  | 0.00  | 0.00  | 0.00  | 0.00  | 0.00  | 0.00  | 0.00  |
| <i>Rosalina globularis</i>               |                | 0.00  | 0.00  | 0.00  | 0.00  | 0.00  | 0.00  | 0.00  | 0.00  | 0.00  | 0.00  | 0.00  | 0.00  | 0.00  | 0.00  | 0.00  |
| <i>Sagrina zanzibarica</i>               |                | 0.00  | 0.00  | 0.00  | 0.00  | 0.00  | 0.00  | 0.00  | 0.00  | 0.00  | 0.00  | 0.00  | 0.00  | 0.00  | 0.00  | 0.00  |
| <i>Sagrinella lobata</i>                 |                | 0.00  | 0.00  | 0.00  | 0.00  | 0.00  | 0.00  | 0.00  | 0.00  | 0.00  | 0.00  | 0.00  | 0.00  | 0.00  | 0.00  | 0.00  |
| <i>Schackoinella globosa</i>             |                | 0.00  | 0.00  | 0.00  | 0.00  | 0.00  | 0.00  | 0.00  | 0.00  | 0.00  | 0.00  | 0.00  | 0.00  | 0.00  | 0.00  | 0.00  |
| <i>Siphotrochammina lobata</i>           |                | 1.00  | 0.00  | 0.00  | 0.00  | 0.56  | 1.32  | 2.90  | 5.00  | 19.05 | 2.22  | 0.00  | 0.00  | 0.50  | 0.97  | 0.00  |
| <i>Spirolina cylindracea</i>             |                | 0.00  | 0.00  | 0.00  | 0.00  | 0.00  | 0.00  | 0.00  | 0.00  | 0.00  | 0.00  | 0.00  | 0.00  | 0.00  | 0.00  | 0.00  |
| <i>Trochammina ammicola</i>              |                | 4.98  | 9.01  | 43.48 | 36.84 | 17.22 | 60.53 | 26.09 | 22.50 | 23.81 | 11.11 | 56.52 | 55.67 | 31.66 | 49.76 | 50.25 |
| " <i>Trochammina ochracea</i> "          |                | 0.50  | 0.00  | 0.00  | 0.00  | 0.56  | 0.44  | 0.00  | 5.00  | 14.29 | 4.44  | 0.00  | 0.00  | 0.00  | 0.48  | 0.00  |
| <i>Trochammina</i> sp. E                 |                | 0.00  | 0.00  | 0.00  | 0.00  | 0.00  | 0.00  | 0.00  | 0.00  | 0.00  | 0.00  | 0.00  | 0.00  | 0.00  | 0.00  | 0.00  |
| indeterminate rotaliids                  |                | 0.00  | 0.00  | 0.00  | 0.00  | 0.00  | 0.00  | 0.00  | 0.00  | 0.00  | 0.00  | 0.00  | 0.00  | 0.00  | 0.00  | 0.00  |
| indeterminate textulariids               |                | 0.00  | 2.70  | 2.17  | 0.00  | 0.00  | 3.95  | 4.35  | 3.75  | 0.00  | 2.22  | 10.56 | 5.67  | 8.04  | 9.18  | 6.40  |

APPENDIX H. Transformed data (S43) for the total (live + dead) cluster analysis including all taxa  $\geq 2\%$  of the total assemblage. Sample depth, cm.

| Taxon ↓                                    | Sample depth → | 1    | 3    | 5    | 7    | 9    | 11   | 13   | 15   | 17   | 19   | 21   | 23   | 25   | 27   | 29   | 31   | 33   | 35   | 37   | 39   | 41   | 43   | 45   | 47   | 49   | 51   | 53   | 55   | 57   | 59   | 61   | 63   | 65   | 67   | 69   | 71   |      |
|--|----------------|------|------|------|------|------|------|------|------|------|------|------|------|------|------|------|------|------|------|------|------|------|------|------|------|------|------|------|------|------|------|------|------|------|------|------|------|------|
| <i>Ammobaculites exiguus</i>               |                | 1.19 | 1.12 | 1.02 | 1.00 | 1.51 | 1.34 | 1.51 | 0.93 | 1.01 | 0.78 | 1.19 | 1.12 | 0.91 | 0.65 | 0.67 | 0.77 | 0.74 | 0.75 | 0.65 | 0.72 | 0.80 | 0.61 | 0.55 | 0.53 | 0.45 | 0.37 | 0.56 | 0.48 | 0.30 | 0.47 | 0.24 | 0.36 | 0.33 | 0.40 | 0.44 | 0.00 |      |
| <i>Ammonia</i> aff. <i>A. aoteana</i>      |                | 1.15 | 1.53 | 1.21 | 1.37 | 1.08 | 1.26 | 1.10 | 1.09 | 1.48 | 1.55 | 1.46 | 1.66 | 1.48 | 1.45 | 1.45 | 1.37 | 1.57 | 1.47 | 1.48 | 1.33 | 1.52 | 1.57 | 1.51 | 1.45 | 1.45 | 1.46 | 1.38 | 1.36 | 1.56 | 1.27 | 1.31 | 1.43 | 1.45 | 1.54 | 1.52 | 1.48 |      |
| <i>Ammotium directum</i>                   |                | 0.00 | 0.00 | 0.00 | 0.19 | 0.14 | 0.00 | 0.14 | 0.00 | 0.00 | 0.00 | 0.00 | 0.00 | 0.00 | 0.00 | 0.00 | 0.14 | 0.13 | 0.00 | 0.00 | 0.00 | 0.14 | 0.00 | 0.00 | 0.00 | 0.00 | 0.00 | 0.00 | 0.00 | 0.00 | 0.00 | 0.00 | 0.00 | 0.00 | 0.00 | 0.00 | 0.00 | 0.00 |
| <i>Ammotium morenoi</i>                    |                | 0.27 | 0.14 | 0.20 | 0.00 | 0.24 | 0.29 | 0.32 | 0.20 | 0.00 | 0.13 | 0.14 | 0.20 | 0.14 | 0.00 | 0.00 | 0.22 | 0.00 | 0.00 | 0.00 | 0.21 | 0.00 | 0.00 | 0.00 | 0.00 | 0.00 | 0.14 | 0.15 | 0.00 | 0.00 | 0.20 | 0.14 | 0.00 | 0.00 | 0.14 | 0.00 | 0.00 |      |
| <i>Amphistegina lessonii</i>               |                | 0.22 | 0.00 | 0.14 | 0.13 | 0.00 | 0.00 | 0.00 | 0.14 | 0.00 | 0.18 | 0.00 | 0.00 | 0.00 | 0.00 | 0.00 | 0.00 | 0.14 | 0.14 | 0.14 | 0.00 | 0.00 | 0.00 | 0.24 | 0.00 | 0.14 | 0.00 | 0.21 | 0.00 | 0.19 | 0.00 | 0.24 | 0.00 | 0.00 | 0.14 | 0.14 | 0.00 |      |
| <i>Bolivina striatula</i>                  |                | 0.00 | 0.00 | 0.00 | 0.00 | 0.00 | 0.00 | 0.00 | 0.00 | 0.00 | 0.18 | 0.14 | 0.00 | 0.00 | 0.25 | 0.25 | 0.18 | 0.00 | 0.00 | 0.00 | 0.14 | 0.14 | 0.00 | 0.24 | 0.13 | 0.29 | 0.24 | 0.21 | 0.19 | 0.00 | 0.20 | 0.36 | 0.00 | 0.15 | 0.28 | 0.24 | 0.28 |      |
| <i>Bolivina</i> spp.                       |                | 0.27 | 0.14 | 0.20 | 0.30 | 0.00 | 0.00 | 0.14 | 0.31 | 0.20 | 0.23 | 0.14 | 0.14 | 0.00 | 0.32 | 0.43 | 0.18 | 0.24 | 0.37 | 0.14 | 0.41 | 0.31 | 0.32 | 0.27 | 0.40 | 0.41 | 0.45 | 0.36 | 0.34 | 0.37 | 0.25 | 0.39 | 0.48 | 0.41 | 0.24 | 0.20 | 0.14 |      |
| <i>Cibicides</i> cf. <i>C. fletcheri</i>   |                | 0.16 | 0.00 | 0.24 | 0.00 | 0.00 | 0.00 | 0.00 | 0.00 | 0.00 | 0.00 | 0.14 | 0.00 | 0.14 | 0.00 | 0.00 | 0.13 | 0.14 | 0.14 | 0.00 | 0.00 | 0.00 | 0.00 | 0.00 | 0.22 | 0.00 | 0.00 | 0.15 | 0.00 | 0.19 | 0.00 | 0.24 | 0.00 | 0.00 | 0.14 | 0.20 | 0.24 |      |
| <i>Cibicides</i> sp. 1                     |                | 0.16 | 0.00 | 0.14 | 0.30 | 0.00 | 0.00 | 0.00 | 0.00 | 0.14 | 0.13 | 0.00 | 0.14 | 0.14 | 0.32 | 0.25 | 0.28 | 0.33 | 0.31 | 0.14 | 0.14 | 0.00 | 0.14 | 0.14 | 0.31 | 0.20 | 0.35 | 0.00 | 0.24 | 0.26 | 0.14 | 0.19 | 0.21 | 0.00 | 0.14 | 0.28 | 0.00 |      |
| <i>Cibicides</i> sp. 2                     |                | 0.00 | 0.00 | 0.00 | 0.00 | 0.00 | 0.00 | 0.00 | 0.14 | 0.00 | 0.13 | 0.00 | 0.00 | 0.00 | 0.00 | 0.00 | 0.00 | 0.20 | 0.00 | 0.00 | 0.00 | 0.14 | 0.00 | 0.14 | 0.00 | 0.13 | 0.00 | 0.00 | 0.14 | 0.13 | 0.00 | 0.00 | 0.14 | 0.21 | 0.00 | 0.14 | 0.20 |      |
| <i>Dyocibicides primitivus</i>             |                | 0.00 | 0.00 | 0.00 | 0.00 | 0.00 | 0.00 | 0.00 | 0.00 | 0.14 | 0.18 | 0.00 | 0.00 | 0.00 | 0.00 | 0.00 | 0.00 | 0.20 | 0.00 | 0.00 | 0.00 | 0.00 | 0.00 | 0.00 | 0.00 | 0.00 | 0.14 | 0.00 | 0.24 | 0.00 | 0.00 | 0.00 | 0.00 | 0.00 | 0.00 | 0.00 | 0.14 | 0.00 |
| <i>Elphidium hyalocostatum</i>             |                | 0.16 | 0.00 | 0.00 | 0.13 | 0.00 | 0.00 | 0.00 | 0.31 | 0.00 | 0.18 | 0.00 | 0.14 | 0.00 | 0.14 | 0.00 | 0.00 | 0.00 | 0.14 | 0.00 | 0.14 | 0.00 | 0.00 | 0.00 | 0.00 | 0.00 | 0.00 | 0.00 | 0.00 | 0.00 | 0.00 | 0.00 | 0.00 | 0.00 | 0.00 | 0.00 | 0.00 | 0.00 |
| <i>Elphidium indicum</i>                   |                | 0.00 | 0.00 | 0.00 | 0.00 | 0.00 | 0.00 | 0.00 | 0.20 | 0.00 | 0.00 | 0.00 | 0.00 | 0.00 | 0.14 | 0.00 | 0.19 | 0.14 | 0.00 | 0.00 | 0.00 | 0.00 | 0.00 | 0.14 | 0.00 | 0.00 | 0.14 | 0.00 | 0.00 | 0.13 | 0.14 | 0.14 | 0.00 | 0.00 | 0.00 | 0.00 | 0.00 | 0.00 |
| <i>Elphidium</i> cf. <i>E. reticulosum</i> |                | 0.00 | 0.00 | 0.00 | 0.23 | 0.00 | 0.25 | 0.14 | 0.00 | 0.00 | 0.13 | 0.20 | 0.00 | 0.00 | 0.20 | 0.00 | 0.18 | 0.00 | 0.00 | 0.29 | 0.14 | 0.14 | 0.32 | 0.14 | 0.00 | 0.00 | 0.24 | 0.15 | 0.00 | 0.19 | 0.00 | 0.00 | 0.00 | 0.25 | 0.20 | 0.00 | 0.20 |      |
| <i>Elphidium</i> cf. <i>E. simplex</i>     |                | 0.00 | 0.20 | 0.00 | 0.13 | 0.00 | 0.00 | 0.00 | 0.14 | 0.20 | 0.00 | 0.00 | 0.14 | 0.14 | 0.14 | 0.00 | 0.00 | 0.00 | 0.14 | 0.14 | 0.00 | 0.25 | 0.00 | 0.22 | 0.14 | 0.14 | 0.15 | 0.00 | 0.00 | 0.20 | 0.14 | 0.25 | 0.00 | 0.28 | 0.14 | 0.00 | 0.00 |      |
| <i>Elphidium</i> sp. L                     |                | 0.00 | 0.00 | 0.00 | 0.00 | 0.00 | 0.00 | 0.00 | 0.00 | 0.13 | 0.00 | 0.00 | 0.00 | 0.00 | 0.00 | 0.00 | 0.00 | 0.00 | 0.00 | 0.00 | 0.00 | 0.00 | 0.00 | 0.00 | 0.00 | 0.00 | 0.15 | 0.14 | 0.00 | 0.00 | 0.00 | 0.00 | 0.00 | 0.00 | 0.14 | 0.00 | 0.00 |      |
| <i>Elphidium</i> spp.                      |                | 0.16 | 0.00 | 0.00 | 0.00 | 0.14 | 0.14 | 0.00 | 0.00 | 0.29 | 0.00 | 0.00 | 0.00 | 0.00 | 0.00 | 0.00 | 0.14 | 0.14 | 0.00 | 0.00 | 0.14 | 0.00 | 0.00 | 0.14 | 0.00 | 0.00 | 0.26 | 0.00 | 0.00 | 0.25 | 0.00 | 0.14 | 0.15 | 0.00 | 0.00 | 0.00 | 0.00 |      |
| <i>Gavelinopsis praegeri</i>               |                | 0.53 | 0.38 | 0.55 | 0.49 | 0.00 | 0.00 | 0.00 | 0.00 | 0.20 | 0.26 | 0.00 | 0.40 | 0.25 | 0.20 | 0.36 | 0.27 | 0.24 | 0.41 | 0.29 | 0.20 | 0.28 | 0.00 | 0.18 | 0.00 | 0.14 | 0.15 | 0.24 | 0.19 | 0.28 | 0.19 | 0.25 | 0.33 | 0.35 | 0.20 | 0.37 |      |      |
| <i>Milammina fusca</i>                     |                | 0.00 | 0.20 | 0.00 | 0.00 | 0.14 | 0.00 | 0.00 | 0.00 | 0.00 | 0.00 | 0.00 | 0.00 | 0.00 | 0.00 | 0.00 | 0.00 | 0.00 | 0.00 | 0.00 | 0.00 | 0.00 | 0.00 | 0.00 | 0.00 | 0.00 | 0.00 | 0.00 | 0.00 | 0.00 | 0.00 | 0.00 | 0.00 | 0.00 | 0.00 | 0.00 | 0.00 |      |
| <i>Murrayina murrayi</i>                   |                | 0.22 | 0.00 | 0.00 | 0.00 | 0.00 | 0.00 | 0.20 | 0.14 | 0.13 | 0.00 | 0.00 | 0.00 | 0.00 | 0.00 | 0.13 | 0.31 | 0.14 | 0.20 | 0.25 | 0.00 | 0.28 | 0.14 | 0.00 | 0.29 | 0.28 | 0.30 | 0.24 | 0.00 | 0.35 | 0.31 | 0.29 | 0.25 | 0.20 | 0.14 | 0.28 |      |      |
| <i>Nonion</i> sp. A                        |                | 0.00 | 0.00 | 0.00 | 0.00 | 0.00 | 0.00 | 0.00 | 0.00 | 0.00 | 0.00 | 0.00 | 0.00 | 0.00 | 0.00 | 0.13 | 0.00 | 0.00 | 0.00 | 0.00 | 0.00 | 0.00 | 0.00 | 0.00 | 0.00 | 0.00 | 0.00 | 0.21 | 0.00 | 0.13 | 0.20 | 0.00 | 0.00 | 0.00 | 0.00 | 0.00 | 0.14 |      |
| <i>Nonion</i> sp. B                        |                | 0.22 | 0.28 | 0.00 | 0.19 | 0.14 | 0.00 | 0.00 | 0.28 | 0.14 | 0.26 | 0.14 | 0.14 | 0.25 | 0.25 | 0.20 | 0.18 | 0.31 | 0.28 | 0.25 | 0.33 | 0.24 | 0.20 | 0.33 | 0.42 | 0.38 | 0.35 | 0.36 | 0.24 | 0.23 | 0.35 | 0.14 | 0.33 | 0.21 | 0.14 | 0.24 | 0.45 |      |
| <i>Paratrochammina stoeni</i>              |                | 0.47 | 0.24 | 0.00 | 0.30 | 0.40 | 0.43 | 0.45 | 0.70 | 0.29 | 0.13 | 0.20 | 0.28 | 0.38 | 0.25 | 0.14 | 0.22 | 0.14 | 0.00 | 0.00 | 0.00 | 0.14 | 0.14 | 0.14 | 0.13 | 0.00 | 0.00 | 0.15 | 0.00 | 0.00 | 0.00 | 0.14 | 0.00 | 0.00 | 0.00 | 0.00 | 0.00 |      |
| <i>Peneroplis pertusus</i>                 |                | 0.00 | 0.00 | 0.00 | 0.00 | 0.00 | 0.00 | 0.00 | 0.00 | 0.00 | 0.00 | 0.00 | 0.00 | 0.00 | 0.00 | 0.14 | 0.00 | 0.00 | 0.14 | 0.00 | 0.20 | 0.00 | 0.14 | 0.00 | 0.00 | 0.00 | 0.21 | 0.14 | 0.23 | 0.14 | 0.00 | 0.25 | 0.00 | 0.14 | 0.00 | 0.00 |      |      |
| <i>Planorbulina acervalis</i>              |                | 0.00 | 0.00 | 0.00 | 0.00 | 0.00 | 0.00 | 0.00 | 0.00 | 0.13 | 0.00 | 0.00 | 0.00 | 0.00 | 0.00 | 0.00 | 0.00 | 0.00 | 0.00 | 0.00 | 0.00 | 0.00 | 0.00 | 0.00 | 0.13 | 0.00 | 0.00 | 0.21 | 0.00 | 0.13 | 0.20 | 0.14 | 0.14 | 0.21 | 0.14 | 0.14 | 0.14 |      |
| <i>Pseudorotalia schroeteriana</i>         |                | 0.00 | 0.00 | 0.00 | 0.00 | 0.00 | 0.14 | 0.00 | 0.14 | 0.00 | 0.00 | 0.14 | 0.00 | 0.20 | 0.00 | 0.00 | 0.13 | 0.00 | 0.00 | 0.20 | 0.00 | 0.00 | 0.00 | 0.14 | 0.13 | 0.25 | 0.14 | 0.00 | 0.00 | 0.00 | 0.20 | 0.19 | 0.29 | 0.33 | 0.20 | 0.24 | 0.14 |      |
| <i>Quinqueloculina</i> sp. 3               |                | 0.00 | 0.00 | 0.00 | 0.00 | 0.00 | 0.00 | 0.00 | 0.00 | 0.00 | 0.14 | 0.00 | 0.00 | 0.00 | 0.00 | 0.00 | 0.00 | 0.00 | 0.00 | 0.00 | 0.00 | 0.00 | 0.20 | 0.24 | 0.13 | 0.14 | 0.00 | 0.15 | 0.14 | 0.19 | 0.14 | 0.00 | 0.00 | 0.00 | 0.00 | 0.00 | 0.00 |      |
| <i>Quinqueloculina</i> spp.                |                | 0.31 | 0.28 | 0.28 | 0.13 | 0.28 | 0.00 | 0.24 | 0.45 | 0.37 | 0.14 | 0.14 | 0.35 | 0.50 | 0.58 | 0.44 | 0.41 | 0.46 | 0.45 | 0.53 | 0.37 | 0.43 | 0.41 | 0.31 | 0.50 | 0.45 | 0.39 | 0.50 | 0.42 | 0.57 | 0.57 | 0.41 | 0.49 | 0.45 | 0.44 | 0.43 |      |      |
| <i>Reusella pulchra</i>                    |                | 0.22 | 0.14 | 0.32 | 0.19 | 0.14 | 0.00 | 0.14 | 0.24 | 0.20 | 0.32 | 0.00 | 0.20 | 0.20 | 0.29 | 0.20 | 0.28 | 0.19 | 0.20 | 0.14 | 0.29 | 0.31 | 0.28 | 0.33 | 0.38 | 0.29 | 0.37 | 0.36 | 0.54 | 0.32 | 0.38 | 0.24 | 0.29 | 0.41 | 0.45 | 0.37 | 0.40 |      |
| <i>Reusella spinulosa</i>                  |                | 0.00 | 0.00 | 0.00 | 0.00 | 0.00 | 0.00 | 0.00 | 0.00 | 0.00 | 0.00 | 0.00 | 0.00 | 0.00 | 0.00 | 0.00 | 0.00 | 0.00 | 0.14 | 0.00 | 0.00 | 0.00 | 0.00 | 0.13 | 0.00 | 0.00 | 0.00 | 0.13 | 0.00 | 0.00 | 0.00 | 0.15 | 0.20 | 0.14 | 0.14 | 0.00 | 0.00 |      |
| <i>Rosalina globularis</i>                 |                | 0.35 | 0.20 | 0.24 | 0.27 | 0.14 | 0.25 | 0.00 | 0.31 | 0.38 | 0.26 | 0.37 | 0.28 | 0.40 | 0.45 | 0.58 | 0.58 | 0.57 | 0.58 | 0.58 | 0.69 | 0.53 | 0.55 | 0.75 | 0.59 | 0.61 | 0.51 | 0.56 | 0.67 | 0.66 | 0.72 | 0.79 | 0.61 | 0.00 | 0.55 | 0.73 | 0.57 |      |
| <i>Sagrina zanzibarica</i>                 |                | 0.16 | 0.14 | 0.00 | 0.00 | 0.00 | 0.00 | 0.37 | 0.14 | 0.26 | 0.20 | 0.14 | 0.14 | 0.25 | 0.29 | 0.18 | 0.27 | 0.37 | 0.29 | 0.36 | 0.00 | 0.20 | 0.27 | 0.42 | 0.20 | 0.43 | 0.26 | 0.34 | 0.35 | 0.14 | 0.24 | 0.39 | 0.44 | 0.28 | 0.14 | 0.37 |      |      |
| <i>Sagrinella lobata</i>                   |                | 0.31 | 0.28 | 0.53 | 0.47 | 0.28 | 0.41 | 0.25 | 0.39 | 0.40 | 0.29 | 0.40 | 0.37 | 0.52 | 0.50 | 0.41 | 0.40 | 0.27 | 0.34 | 0.38 | 0.48 | 0.49 | 0.28 | 0.39 | 0.31 | 0.45 | 0.51 | 0.15 | 0.44 | 0.46 | 0.40 | 0.39 | 0.44 | 0.55 | 0.35 | 0.40 | 0.40 |      |
| <i>Schackoinella globosa</i>               |                | 0.22 | 0.00 | 0.20 | 0.27 | 0.00 | 0.00 | 0.00 | 0.00 | 0.00 | 0.00 | 0.00 | 0.14 | 0.20 | 0.00 | 0.22 | 0.00 | 0.14 | 0.00 | 0.21 | 0.45 | 0.25 | 0.00 | 0.13 | 0.00 | 0.28 | 0.39 | 0.24 | 0.00 | 0.00 | 0.00 | 0.21 | 0.25 | 0.24 | 0.24 | 0.00 | 0.00 |      |
| <i>Siphonochammina lobata</i>              |                | 0.16 | 0.00 | 0.14 | 0.00 | 0.20 | 0.00 | 0.00 | 0.00 | 0.00 | 0.24 | 0.0  |      |      |      |      |      |      |      |      |      |      |      |      |      |      |      |      |      |      |      |      |      |      |      |      |      |      |

Transformed data (S40) for the total (live + dead) cluster analysis including all taxa  $\geq 2\%$  of the total assemblage. Sample depth, cm.

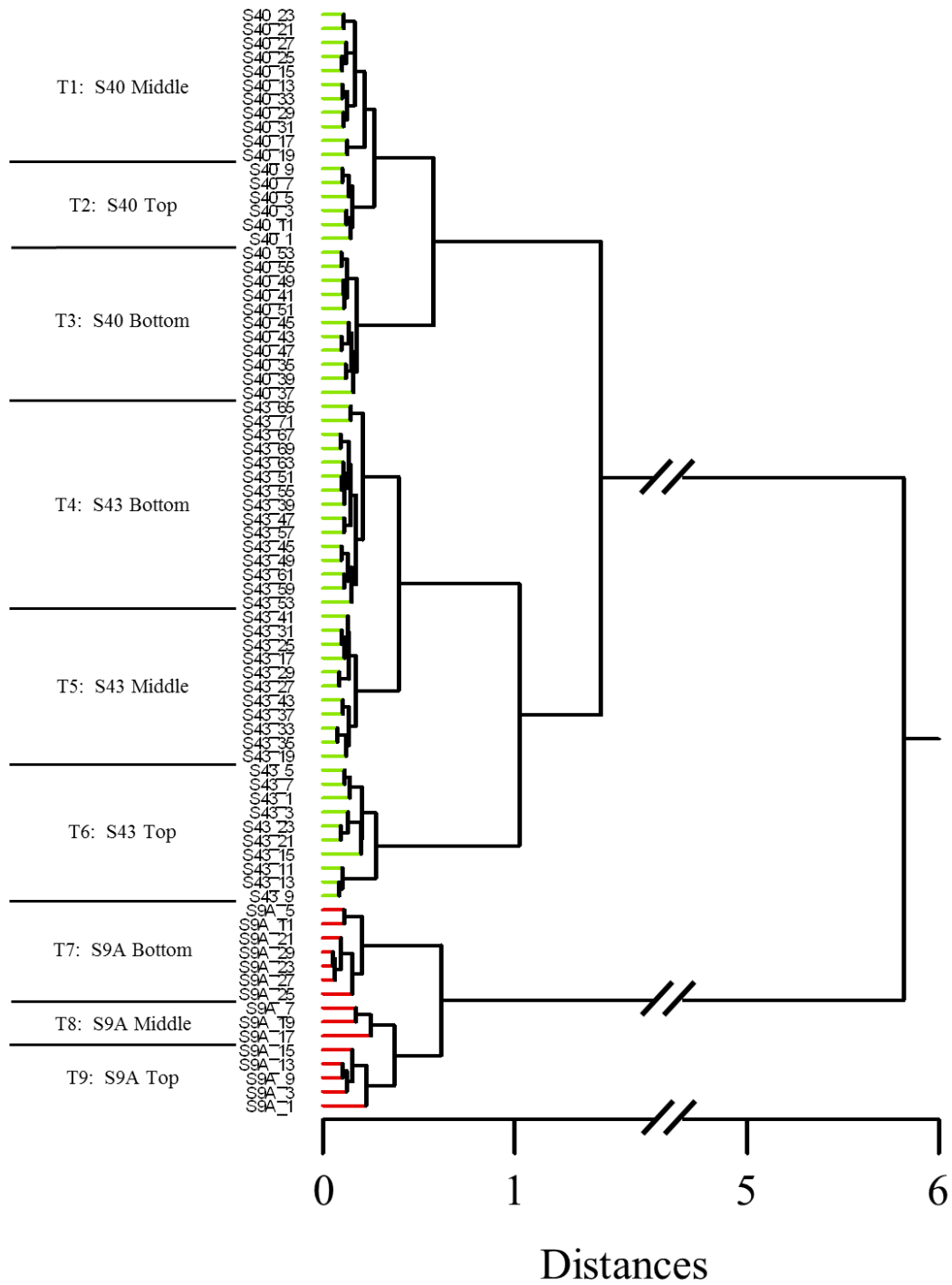
| Taxon ↓                                  | Sample depth → | 1    | 3    | 5    | 7    | 9    | 11   | 13   | 15   | 17   | 19   | 21   | 23   | 25   | 27   | 29   | 31   | 33   | 35   | 37   | 39   | 41   | 43   | 45   | 47   | 49   | 51   | 53   | 55   |      |
|--|----------------|------|------|------|------|------|------|------|------|------|------|------|------|------|------|------|------|------|------|------|------|------|------|------|------|------|------|------|------|------|
| <i>Ammobaculites exiguus</i>             |                | 0.41 | 0.53 | 0.70 | 0.59 | 0.59 | 0.68 | 0.69 | 0.60 | 0.80 | 0.74 | 0.89 | 0.93 | 0.65 | 0.66 | 0.68 | 0.69 | 0.65 | 0.55 | 0.39 | 0.39 | 0.37 | 0.35 | 0.32 | 0.44 | 0.20 | 0.14 | 0.24 | 0.30 |      |
| <i>Ammonia</i> aff. <i>A. aoteana</i>    |                | 1.09 | 0.85 | 0.93 | 0.87 | 0.85 | 0.82 | 1.03 | 1.02 | 1.00 | 1.08 | 0.99 | 0.97 | 0.98 | 1.18 | 1.08 | 1.18 | 1.04 | 0.82 | 0.85 | 0.91 | 0.86 | 0.85 | 0.83 | 0.89 | 0.72 | 1.07 | 0.81 | 0.69 |      |
| <i>Ammotium directum</i>                 |                | 0.00 | 0.00 | 0.00 | 0.00 | 0.00 | 0.00 | 0.00 | 0.00 | 0.00 | 0.00 | 0.00 | 0.00 | 0.00 | 0.14 | 0.00 | 0.00 | 0.00 | 0.00 | 0.00 | 0.00 | 0.00 | 0.00 | 0.00 | 0.00 | 0.00 | 0.00 | 0.00 | 0.00 |      |
| <i>Ammotium morenoi</i>                  |                | 0.14 | 0.28 | 0.21 | 0.30 | 0.43 | 0.49 | 0.00 | 0.21 | 0.00 | 0.15 | 0.30 | 0.30 | 0.00 | 0.00 | 0.00 | 0.00 | 0.14 | 0.14 | 0.00 | 0.00 | 0.00 | 0.00 | 0.15 | 0.00 | 0.14 | 0.00 | 0.00 |      |      |
| <i>Amphistegina lessonii</i>             |                | 0.45 | 0.14 | 0.15 | 0.15 | 0.00 | 0.31 | 0.00 | 0.00 | 0.38 | 0.26 | 0.26 | 0.21 | 0.00 | 0.24 | 0.15 | 0.15 | 0.14 | 0.21 | 0.25 | 0.21 | 0.20 | 0.20 | 0.29 | 0.36 | 0.24 | 0.34 | 0.27 | 0.21 |      |
| <i>Bolivina striatula</i>                |                | 0.19 | 0.20 | 0.00 | 0.15 | 0.15 | 0.15 | 0.28 | 0.00 | 0.27 | 0.15 | 0.15 | 0.15 | 0.00 | 0.00 | 0.29 | 0.26 | 0.20 | 0.00 | 0.21 | 0.00 | 0.14 | 0.00 | 0.14 | 0.21 | 0.20 | 0.14 | 0.14 | 0.12 |      |
| <i>Bolivina</i> spp.                     |                | 0.49 | 0.56 | 0.62 | 0.52 | 0.55 | 0.46 | 0.59 | 0.49 | 0.27 | 0.33 | 0.30 | 0.00 | 0.39 | 0.28 | 0.41 | 0.42 | 0.44 | 0.51 | 0.49 | 0.37 | 0.37 | 0.45 | 0.59 | 0.33 | 0.45 | 0.39 | 0.53 | 0.35 |      |
| <i>Cibicides</i> cf. <i>C. fletcheri</i> |                | 0.30 | 0.37 | 0.33 | 0.45 | 0.30 | 0.31 | 0.14 | 0.30 | 0.31 | 0.30 | 0.30 | 0.15 | 0.26 | 0.20 | 0.21 | 0.00 | 0.24 | 0.14 | 0.15 | 0.15 | 0.28 | 0.20 | 0.14 | 0.21 | 0.35 | 0.31 | 0.14 | 0.25 |      |
| <i>Cibicides</i> sp. 1                   |                | 0.27 | 0.14 | 0.26 | 0.33 | 0.30 | 0.22 | 0.32 | 0.33 | 0.27 | 0.15 | 0.15 | 0.26 | 0.15 | 0.14 | 0.25 | 0.00 | 0.24 | 0.29 | 0.00 | 0.15 | 0.34 | 0.35 | 0.38 | 0.25 | 0.14 | 0.24 | 0.00 | 0.00 |      |
| <i>Cibicides</i> sp. 2                   |                | 0.00 | 0.24 | 0.15 | 0.00 | 0.00 | 0.15 | 0.14 | 0.15 | 0.00 | 0.15 | 0.00 | 0.15 | 0.00 | 0.00 | 0.21 | 0.15 | 0.14 | 0.00 | 0.15 | 0.15 | 0.34 | 0.20 | 0.20 | 0.15 | 0.28 | 0.20 | 0.24 | 0.30 |      |
| <i>Dyocibicides primitivus</i>           |                | 0.14 | 0.00 | 0.00 | 0.00 | 0.15 | 0.15 | 0.14 | 0.00 | 0.16 | 0.15 | 0.00 | 0.15 | 0.00 | 0.00 | 0.00 | 0.21 | 0.20 | 0.21 | 0.00 | 0.00 | 0.14 | 0.35 | 0.00 | 0.29 | 0.20 | 0.24 | 0.00 | 0.28 |      |
| <i>Elphidium hyalocostatum</i>           |                | 0.00 | 0.00 | 0.00 | 0.00 | 0.00 | 0.00 | 0.00 | 0.16 | 0.00 | 0.00 | 0.00 | 0.00 | 0.00 | 0.00 | 0.00 | 0.00 | 0.00 | 0.00 | 0.00 | 0.00 | 0.00 | 0.00 | 0.00 | 0.00 | 0.00 | 0.00 | 0.00 | 0.00 |      |
| <i>Elphidium indicum</i>                 |                | 0.00 | 0.00 | 0.00 | 0.00 | 0.00 | 0.00 | 0.00 | 0.00 | 0.00 | 0.00 | 0.00 | 0.00 | 0.00 | 0.00 | 0.00 | 0.00 | 0.00 | 0.29 | 0.00 | 0.15 | 0.00 | 0.00 | 0.00 | 0.00 | 0.00 | 0.00 | 0.00 | 0.12 |      |
| <i>Elphidium</i> cf. <i>reticulosum</i>  |                | 0.00 | 0.20 | 0.00 | 0.15 | 0.00 | 0.22 | 0.00 | 0.15 | 0.27 | 0.36 | 0.15 | 0.15 | 0.30 | 0.20 | 0.00 | 0.21 | 0.14 | 0.14 | 0.25 | 0.26 | 0.00 | 0.20 | 0.14 | 0.21 | 0.14 | 0.00 | 0.14 | 0.21 |      |
| <i>Elphidium</i> cf. <i>E. simplex</i>   |                | 0.27 | 0.20 | 0.21 | 0.15 | 0.30 | 0.34 | 0.28 | 0.15 | 0.16 | 0.15 | 0.15 | 0.26 | 0.00 | 0.28 | 0.00 | 0.15 | 0.14 | 0.21 | 0.00 | 0.21 | 0.00 | 0.20 | 0.00 | 0.33 | 0.20 | 0.14 | 0.19 | 0.30 |      |
| <i>Elphidium</i> sp. L.                  |                | 0.00 | 0.31 | 0.15 | 0.15 | 0.00 | 0.00 | 0.00 | 0.00 | 0.00 | 0.00 | 0.00 | 0.00 | 0.00 | 0.00 | 0.00 | 0.00 | 0.00 | 0.21 | 0.00 | 0.00 | 0.14 | 0.00 | 0.00 | 0.00 | 0.00 | 0.00 | 0.19 | 0.00 |      |
| <i>Elphidium</i> spp.                    |                | 0.14 | 0.20 | 0.00 | 0.00 | 0.00 | 0.15 | 0.00 | 0.15 | 0.16 | 0.00 | 0.21 | 0.00 | 0.15 | 0.14 | 0.15 | 0.15 | 0.00 | 0.14 | 0.00 | 0.15 | 0.20 | 0.25 | 0.00 | 0.15 | 0.14 | 0.14 | 0.14 | 0.25 |      |
| <i>Gavelinopsis praegeri</i>             |                | 0.55 | 0.37 | 0.30 | 0.50 | 0.40 | 0.49 | 0.49 | 0.44 | 0.47 | 0.49 | 0.62 | 0.56 | 0.64 | 0.60 | 0.64 | 0.62 | 0.42 | 0.55 | 0.59 | 0.52 | 0.49 | 0.52 | 0.45 | 0.41 | 0.43 | 0.39 | 0.49 | 0.59 |      |
| <i>Miliammina fusca</i>                  |                | 0.14 | 0.00 | 0.15 | 0.00 | 0.00 | 0.00 | 0.00 | 0.00 | 0.00 | 0.00 | 0.00 | 0.00 | 0.00 | 0.00 | 0.00 | 0.00 | 0.00 | 0.00 | 0.00 | 0.00 | 0.00 | 0.00 | 0.00 | 0.00 | 0.00 | 0.00 | 0.00 | 0.00 |      |
| <i>Murrayina murrayi</i>                 |                | 0.19 | 0.24 | 0.00 | 0.00 | 0.00 | 0.15 | 0.32 | 0.00 | 0.16 | 0.00 | 0.15 | 0.00 | 0.00 | 0.00 | 0.29 | 0.21 | 0.14 | 0.00 | 0.44 | 0.15 | 0.00 | 0.20 | 0.20 | 0.15 | 0.00 | 0.20 | 0.00 | 0.12 |      |
| <i>Nonion</i> sp. A                      |                | 0.19 | 0.00 | 0.00 | 0.00 | 0.00 | 0.00 | 0.00 | 0.00 | 0.00 | 0.00 | 0.00 | 0.15 | 0.15 | 0.00 | 0.25 | 0.00 | 0.14 | 0.00 | 0.36 | 0.30 | 0.14 | 0.14 | 0.00 | 0.00 | 0.14 | 0.00 | 0.00 | 0.00 |      |
| <i>Nonion</i> sp. B                      |                | 0.00 | 0.24 | 0.15 | 0.00 | 0.00 | 0.31 | 0.24 | 0.39 | 0.31 | 0.26 | 0.36 | 0.39 | 0.49 | 0.14 | 0.36 | 0.30 | 0.24 | 0.33 | 0.33 | 0.26 | 0.20 | 0.25 | 0.20 | 0.25 | 0.20 | 0.00 | 0.00 | 0.00 |      |
| <i>Paratrochammina stoeni</i>            |                | 0.00 | 0.00 | 0.26 | 0.00 | 0.00 | 0.15 | 0.14 | 0.15 | 0.16 | 0.30 | 0.15 | 0.00 | 0.00 | 0.00 | 0.15 | 0.00 | 0.00 | 0.00 | 0.15 | 0.00 | 0.00 | 0.00 | 0.00 | 0.00 | 0.00 | 0.00 | 0.00 | 0.00 |      |
| <i>Peneroplis pertusus</i>               |                | 0.00 | 0.00 | 0.15 | 0.00 | 0.00 | 0.00 | 0.00 | 0.00 | 0.00 | 0.00 | 0.15 | 0.15 | 0.00 | 0.00 | 0.15 | 0.15 | 0.00 | 0.29 | 0.00 | 0.30 | 0.14 | 0.00 | 0.14 | 0.21 | 0.35 | 0.31 | 0.36 | 0.33 |      |
| <i>Planorbulina acervalis</i>            |                | 0.00 | 0.14 | 0.00 | 0.21 | 0.00 | 0.00 | 0.14 | 0.00 | 0.00 | 0.00 | 0.15 | 0.15 | 0.00 | 0.00 | 0.00 | 0.00 | 0.20 | 0.14 | 0.21 | 0.26 | 0.24 | 0.25 | 0.29 | 0.00 | 0.32 | 0.24 | 0.19 | 0.21 |      |
| <i>Pseudorotalia schroeteriana</i>       |                | 0.00 | 0.00 | 0.00 | 0.00 | 0.00 | 0.00 | 0.00 | 0.00 | 0.00 | 0.00 | 0.00 | 0.00 | 0.00 | 0.00 | 0.00 | 0.00 | 0.14 | 0.15 | 0.00 | 0.00 | 0.00 | 0.00 | 0.00 | 0.14 | 0.00 | 0.19 | 0.00 | 0.00 |      |
| <i>Quinqueloculina</i> sp. 3             |                | 0.00 | 0.00 | 0.15 | 0.00 | 0.15 | 0.00 | 0.00 | 0.00 | 0.00 | 0.15 | 0.15 | 0.00 | 0.00 | 0.00 | 0.15 | 0.15 | 0.14 | 0.00 | 0.15 | 0.00 | 0.14 | 0.25 | 0.14 | 0.29 | 0.24 | 0.28 | 0.27 | 0.12 |      |
| <i>Quinqueloculina</i> spp.              |                | 0.33 | 0.44 | 0.48 | 0.45 | 0.53 | 0.38 | 0.47 | 0.26 | 0.35 | 0.74 | 0.44 | 0.30 | 0.58 | 0.47 | 0.51 | 0.39 | 0.71 | 0.66 | 0.75 | 0.87 | 0.88 | 0.78 | 0.77 | 0.71 | 0.82 | 0.82 | 0.68 | 0.80 |      |
| <i>Reusella pulchra</i>                  |                | 0.39 | 0.63 | 0.57 | 0.45 | 0.48 | 0.62 | 0.51 | 0.47 | 0.35 | 0.42 | 0.26 | 0.52 | 0.39 | 0.34 | 0.33 | 0.21 | 0.42 | 0.57 | 0.44 | 0.39 | 0.64 | 0.43 | 0.45 | 0.59 | 0.45 | 0.48 | 0.57 | 0.55 |      |
| <i>Reusella spinulosa</i>                |                | 0.00 | 0.00 | 0.00 | 0.26 | 0.34 | 0.15 | 0.00 | 0.15 | 0.16 | 0.15 | 0.00 | 0.00 | 0.00 | 0.00 | 0.15 | 0.00 | 0.00 | 0.00 | 0.00 | 0.00 | 0.00 | 0.00 | 0.25 | 0.00 | 0.00 | 0.14 | 0.19 | 0.25 |      |
| <i>Rosalina globularis</i>               |                | 0.39 | 0.51 | 0.42 | 0.52 | 0.40 | 0.46 | 0.35 | 0.56 | 0.77 | 0.44 | 0.44 | 0.45 | 0.54 | 0.42 | 0.53 | 0.49 | 0.47 | 0.51 | 0.59 | 0.39 | 0.57 | 0.47 | 0.80 | 0.46 | 0.57 | 0.54 | 0.66 | 0.56 |      |
| <i>Sagrina zanzibarica</i>               |                | 0.43 | 0.58 | 0.15 | 0.26 | 0.43 | 0.31 | 0.37 | 0.30 | 0.16 | 0.21 | 0.21 | 0.21 | 0.30 | 0.28 | 0.29 | 0.36 | 0.14 | 0.33 | 0.15 | 0.50 | 0.31 | 0.45 | 0.43 | 0.53 | 0.49 | 0.24 | 0.27 | 0.39 |      |
| <i>Sagrinella lobata</i>                 |                | 0.63 | 0.55 | 0.61 | 0.64 | 0.77 | 0.46 | 0.45 | 0.56 | 0.35 | 0.39 | 0.58 | 0.45 | 0.42 | 0.49 | 0.25 | 0.49 | 0.51 | 0.46 | 0.55 | 0.54 | 0.55 | 0.49 | 0.43 | 0.44 | 0.35 | 0.44 | 0.60 | 0.56 |      |
| <i>Schackoinella globosa</i>             |                | 0.30 | 0.34 | 0.21 | 0.33 | 0.40 | 0.22 | 0.40 | 0.47 | 0.44 | 0.33 | 0.21 | 0.26 | 0.45 | 0.34 | 0.33 | 0.30 | 0.28 | 0.14 | 0.00 | 0.00 | 0.00 | 0.20 | 0.25 | 0.21 | 0.14 | 0.14 | 0.14 | 0.00 |      |
| <i>Siphotrochammina lobata</i>           |                | 0.00 | 0.00 | 0.15 | 0.00 | 0.00 | 0.15 | 0.00 | 0.00 | 0.00 | 0.15 | 0.00 | 0.00 | 0.00 | 0.00 | 0.15 | 0.15 | 0.00 | 0.00 | 0.00 | 0.00 | 0.00 | 0.00 | 0.00 | 0.00 | 0.00 | 0.14 | 0.00 | 0.00 | 0.00 |
| <i>Spirolina cylindracea</i>             |                | 0.00 | 0.00 | 0.00 | 0.00 | 0.00 | 0.22 | 0.00 | 0.26 | 0.22 | 0.00 | 0.00 | 0.00 | 0.21 | 0.28 | 0.00 | 0.15 | 0.14 | 0.21 | 0.15 | 0.39 | 0.14 | 0.38 | 0.25 | 0.21 | 0.20 | 0.20 | 0.14 | 0.12 |      |
| <i>Trochammina amnicola</i>              |                | 0.24 | 0.00 | 0.00 | 0.00 | 0.00 | 0.15 | 0.14 | 0.00 | 0.00 | 0.00 | 0.00 | 0.15 | 0.00 | 0.00 | 0.15 | 0.15 | 0.14 | 0.14 | 0.00 | 0.00 | 0.00 | 0.00 | 0.00 | 0.00 | 0.00 | 0.00 | 0.00 | 0.00 |      |
| " <i>Trochammina ochracea</i> "          |                | 0.00 | 0.00 | 0.00 | 0.00 | 0.00 | 0.00 | 0.00 | 0.00 | 0.00 | 0.00 | 0.00 | 0.15 | 0.00 | 0.14 | 0.15 | 0.00 | 0.00 | 0.00 | 0.00 | 0.00 | 0.00 | 0.00 | 0.00 | 0.00 | 0.00 | 0.14 | 0.00 | 0.00 |      |
| <i>Trochammina</i> sp. E                 |                | 0.00 | 0.14 | 0.26 | 0.15 | 0.00 | 0.00 | 0.14 | 0.00 | 0.00 | 0.30 | 0.00 | 0.00 | 0.00 | 0.24 | 0.00 | 0.00 | 0.00 | 0.00 | 0.00 | 0.00 | 0.00 | 0.00 | 0.00 | 0.00 | 0.00 | 0.00 | 0.00 | 0.00 |      |
| indeterminate rotaliids                  |                | 0.41 | 0.31 | 0.54 | 0.52 | 0.30 | 0.51 | 0.49 | 0.56 | 0.00 | 0.00 | 0.49 | 0.52 | 0.49 | 0.63 | 0.51 | 0.52 | 0.53 | 0.48 | 0.42 | 0.42 | 0.37 | 0.28 | 0.20 | 0.15 | 0.51 | 0.37 | 0.39 | 0.45 |      |
| indeterminate textulariids               |                | 0.00 | 0.00 | 0.00 | 0.21 | 0.00 | 0.00 | 0.00 | 0.00 | 0.00 | 0.00 | 0.00 | 0.15 | 0.00 | 0.00 | 0.00 | 0.00 | 0.00 | 0.00 | 0.00 | 0.00 | 0.00 | 0.20 | 0.00 | 0.15 | 0.14 | 0.00 | 0.00 | 0.00 |      |

Transformed data (S9A) for the total (live + dead) cluster analysis including all taxa  $\geq 2\%$  of the total assemblage. Sample depth, cm.

| Taxon ↓                                  | Sample depth → | 1    | 3    | 5    | 7    | 9    | 11   | 13   | 15   | 17   | 19   | 21   | 23   | 25   | 27   | 29   |
|--|----------------|------|------|------|------|------|------|------|------|------|------|------|------|------|------|------|
| <i>Ammobaculites exiguus</i>             |                | 0.72 | 0.78 | 0.80 | 1.41 | 0.73 | 0.81 | 0.78 | 0.99 | 0.63 | 1.68 | 0.81 | 0.73 | 0.66 | 0.74 | 0.87 |
| <i>Ammonia</i> aff. <i>A. aoteana</i>    |                | 0.00 | 0.00 | 0.00 | 0.00 | 0.00 | 0.00 | 0.00 | 0.00 | 0.00 | 0.00 | 0.00 | 0.00 | 0.00 | 0.00 | 0.00 |
| <i>Ammotium directum</i>                 |                | 0.86 | 1.19 | 0.97 | 0.66 | 1.45 | 0.66 | 1.14 | 1.02 | 0.78 | 0.52 | 0.58 | 0.90 | 1.43 | 0.97 | 1.02 |
| <i>Ammotium morenoi</i>                  |                | 0.00 | 0.33 | 0.00 | 0.66 | 0.40 | 0.27 | 0.57 | 0.00 | 0.63 | 0.61 | 0.60 | 0.50 | 0.45 | 0.37 | 0.28 |
| <i>Amphistegina lessonii</i>             |                | 0.00 | 0.00 | 0.00 | 0.00 | 0.00 | 0.00 | 0.00 | 0.00 | 0.00 | 0.00 | 0.00 | 0.00 | 0.00 | 0.00 | 0.00 |
| <i>Bolivina striatula</i>                |                | 0.00 | 0.00 | 0.00 | 0.00 | 0.00 | 0.00 | 0.00 | 0.00 | 0.00 | 0.00 | 0.00 | 0.00 | 0.00 | 0.00 | 0.00 |
| <i>Bolivina</i> spp.                     |                | 0.00 | 0.00 | 0.00 | 0.00 | 0.00 | 0.00 | 0.00 | 0.00 | 0.00 | 0.00 | 0.00 | 0.00 | 0.00 | 0.00 | 0.00 |
| <i>Cibicides</i> cf. <i>C. fletcheri</i> |                | 0.00 | 0.00 | 0.00 | 0.00 | 0.00 | 0.00 | 0.00 | 0.00 | 0.00 | 0.00 | 0.00 | 0.00 | 0.00 | 0.00 | 0.00 |
| <i>Cibicides</i> sp. 1                   |                | 0.00 | 0.00 | 0.00 | 0.00 | 0.00 | 0.00 | 0.00 | 0.00 | 0.00 | 0.00 | 0.00 | 0.00 | 0.00 | 0.00 | 0.00 |
| <i>Cibicides</i> sp. 2                   |                | 0.00 | 0.00 | 0.00 | 0.00 | 0.00 | 0.00 | 0.00 | 0.00 | 0.00 | 0.00 | 0.00 | 0.00 | 0.00 | 0.00 | 0.00 |
| <i>Dyocibicides primitivus</i>           |                | 0.00 | 0.00 | 0.00 | 0.00 | 0.00 | 0.00 | 0.00 | 0.00 | 0.00 | 0.00 | 0.00 | 0.00 | 0.00 | 0.00 | 0.00 |
| <i>Elphidium hyalocostatum</i>           |                | 0.00 | 0.00 | 0.00 | 0.00 | 0.00 | 0.00 | 0.00 | 0.00 | 0.00 | 0.00 | 0.00 | 0.00 | 0.00 | 0.00 | 0.00 |
| <i>Elphidium indicum</i>                 |                | 0.00 | 0.00 | 0.00 | 0.00 | 0.00 | 0.00 | 0.00 | 0.00 | 0.00 | 0.00 | 0.00 | 0.00 | 0.00 | 0.00 | 0.00 |
| <i>Elphidium</i> cf. <i>reticulosum</i>  |                | 0.00 | 0.00 | 0.00 | 0.00 | 0.00 | 0.00 | 0.00 | 0.00 | 0.00 | 0.00 | 0.00 | 0.00 | 0.00 | 0.00 | 0.00 |
| <i>Elphidium</i> cf. <i>E. simplex</i>   |                | 0.00 | 0.00 | 0.00 | 0.00 | 0.00 | 0.00 | 0.00 | 0.00 | 0.00 | 0.00 | 0.00 | 0.00 | 0.00 | 0.00 | 0.00 |
| <i>Elphidium</i> sp. L.                  |                | 0.00 | 0.00 | 0.00 | 0.00 | 0.00 | 0.00 | 0.00 | 0.00 | 0.00 | 0.00 | 0.00 | 0.00 | 0.00 | 0.00 | 0.00 |
| <i>Elphidium</i> spp.                    |                | 0.00 | 0.00 | 0.00 | 0.00 | 0.00 | 0.00 | 0.00 | 0.00 | 0.00 | 0.00 | 0.00 | 0.00 | 0.00 | 0.00 | 0.00 |
| <i>Gavelinopsis praegeri</i>             |                | 0.00 | 0.00 | 0.00 | 0.00 | 0.00 | 0.00 | 0.00 | 0.00 | 0.00 | 0.00 | 0.00 | 0.00 | 0.00 | 0.00 | 0.00 |
| <i>Miliammina fusca</i>                  |                | 1.85 | 1.36 | 0.86 | 0.00 | 0.94 | 0.48 | 0.80 | 0.76 | 0.63 | 0.61 | 0.00 | 0.14 | 0.20 | 0.14 | 0.00 |
| <i>Murrayina murrayi</i>                 |                | 0.00 | 0.00 | 0.00 | 0.00 | 0.00 | 0.00 | 0.00 | 0.00 | 0.00 | 0.00 | 0.00 | 0.00 | 0.00 | 0.00 | 0.00 |
| <i>Nonion</i> sp. A                      |                | 0.00 | 0.00 | 0.00 | 0.00 | 0.00 | 0.00 | 0.00 | 0.00 | 0.00 | 0.00 | 0.00 | 0.00 | 0.00 | 0.00 | 0.00 |
| <i>Nonion</i> sp. B                      |                | 0.00 | 0.00 | 0.00 | 0.00 | 0.00 | 0.00 | 0.00 | 0.00 | 0.00 | 0.00 | 0.00 | 0.00 | 0.00 | 0.00 | 0.00 |
| <i>Paratrochammina stoeni</i>            |                | 0.00 | 0.00 | 0.00 | 0.00 | 0.00 | 0.00 | 0.00 | 0.00 | 0.00 | 0.00 | 0.00 | 0.00 | 0.00 | 0.20 | 0.00 |
| <i>Peneroplis pertusus</i>               |                | 0.00 | 0.00 | 0.00 | 0.00 | 0.00 | 0.00 | 0.00 | 0.00 | 0.00 | 0.00 | 0.00 | 0.00 | 0.00 | 0.00 | 0.00 |
| <i>Planorbulina acervalis</i>            |                | 0.00 | 0.00 | 0.00 | 0.00 | 0.00 | 0.00 | 0.00 | 0.00 | 0.00 | 0.00 | 0.00 | 0.00 | 0.00 | 0.00 | 0.00 |
| <i>Pseudorotalia schroeteriana</i>       |                | 0.00 | 0.00 | 0.00 | 0.00 | 0.00 | 0.00 | 0.00 | 0.00 | 0.00 | 0.00 | 0.00 | 0.00 | 0.00 | 0.00 | 0.00 |
| <i>Quinqueloculina</i> sp. 3             |                | 0.00 | 0.00 | 0.00 | 0.00 | 0.00 | 0.00 | 0.00 | 0.00 | 0.00 | 0.00 | 0.00 | 0.00 | 0.00 | 0.00 | 0.00 |
| <i>Quinqueloculina</i> spp.              |                | 0.00 | 0.00 | 0.00 | 0.00 | 0.00 | 0.00 | 0.00 | 0.00 | 0.00 | 0.00 | 0.00 | 0.00 | 0.00 | 0.00 | 0.00 |
| <i>Reusella pulchra</i>                  |                | 0.00 | 0.00 | 0.00 | 0.00 | 0.00 | 0.00 | 0.00 | 0.00 | 0.00 | 0.00 | 0.00 | 0.00 | 0.00 | 0.00 | 0.00 |
| <i>Reusella spinulosa</i>                |                | 0.00 | 0.00 | 0.00 | 0.00 | 0.00 | 0.00 | 0.00 | 0.00 | 0.00 | 0.00 | 0.00 | 0.00 | 0.00 | 0.00 | 0.00 |
| <i>Rosalina globularis</i>               |                | 0.00 | 0.00 | 0.00 | 0.00 | 0.00 | 0.00 | 0.00 | 0.00 | 0.00 | 0.00 | 0.00 | 0.00 | 0.00 | 0.00 | 0.00 |
| <i>Sagrina zanzibarica</i>               |                | 0.00 | 0.00 | 0.00 | 0.00 | 0.00 | 0.00 | 0.00 | 0.00 | 0.00 | 0.00 | 0.00 | 0.00 | 0.00 | 0.00 | 0.00 |
| <i>Sagrinella lobata</i>                 |                | 0.00 | 0.00 | 0.00 | 0.00 | 0.00 | 0.00 | 0.00 | 0.00 | 0.00 | 0.00 | 0.00 | 0.00 | 0.00 | 0.00 | 0.00 |
| <i>Schackoinella globosa</i>             |                | 0.00 | 0.00 | 0.00 | 0.00 | 0.00 | 0.00 | 0.00 | 0.00 | 0.00 | 0.00 | 0.00 | 0.00 | 0.00 | 0.00 | 0.00 |
| <i>Siphotrochammina lobata</i>           |                | 0.20 | 0.00 | 0.00 | 0.00 | 0.15 | 0.23 | 0.34 | 0.45 | 0.90 | 0.30 | 0.00 | 0.00 | 0.14 | 0.20 | 0.00 |
| <i>Spirolina cylindracea</i>             |                | 0.00 | 0.00 | 0.00 | 0.00 | 0.00 | 0.00 | 0.00 | 0.00 | 0.00 | 0.00 | 0.00 | 0.00 | 0.00 | 0.00 | 0.00 |
| <i>Trochammina ammicola</i>              |                | 0.45 | 0.61 | 1.44 | 1.30 | 0.86 | 1.78 | 1.07 | 0.99 | 1.02 | 0.68 | 1.70 | 1.68 | 1.20 | 1.57 | 1.58 |
| " <i>Trochammina ochracea</i> "          |                | 0.14 | 0.00 | 0.00 | 0.00 | 0.15 | 0.13 | 0.00 | 0.45 | 0.78 | 0.42 | 0.00 | 0.00 | 0.00 | 0.14 | 0.00 |
| <i>Trochammina</i> sp. E                 |                | 0.00 | 0.00 | 0.00 | 0.00 | 0.00 | 0.00 | 0.00 | 0.00 | 0.00 | 0.00 | 0.00 | 0.00 | 0.00 | 0.00 | 0.00 |
| indeterminate rotaliids                  |                | 0.00 | 0.00 | 0.00 | 0.00 | 0.00 | 0.00 | 0.00 | 0.00 | 0.00 | 0.00 | 0.00 | 0.00 | 0.00 | 0.00 | 0.00 |
| indeterminate textulariids               |                | 0.00 | 0.33 | 0.30 | 0.00 | 0.00 | 0.40 | 0.42 | 0.39 | 0.00 | 0.30 | 0.66 | 0.48 | 0.57 | 0.62 | 0.51 |



**APPENDIX I.** Cluster analysis for total (live + dead) assemblage including taxa that make up  $\geq 2\%$  of the total assemblage. Groups T1-T9 are similar to thanatofacies 1-9 (Fig. 6), though some samples vary.



**APPENDIX J.**  $^{210}\text{Pb}$  activities within each core.  $\gamma$ , measured by gamma spectroscopy;  $\alpha$ , measured by alpha spectroscopy. Shaded values indicate those used to calculate sediment accumulation rates.

| S43 Depth<br>(cm) | % Mud | $^{226}\text{Ra}_\gamma$<br>(dpm/g) | Excess $^{210}\text{Pb}_\gamma$ (dpm/g) |          | Excess $^{210}\text{Pb}_\alpha$ (dpm/g) |          | Excess $^{210}\text{Pb}_\alpha$ /Mud<br>Fraction | LN (Excess<br>$^{210}\text{Pb}_\alpha$ /Mud Fraction) | Year |
|-------------------|-------|-------------------------------------|---|----------|---|----------|--|---|------|
|                   |       |                                     | Activity                                | Activity | Error (+/-)                             | Activity |  |   |      |
| 1                 | 74.50 |                                     |   |          | 7.69                                    | 0.81     | 10.33  | 2.33  | 2011 |
| 3                 | 89.61 | 1.98                                | 9.35                                    | 1.41     | 8.71                                    | 0.93     | 9.72   | 2.27  | 2011 |
| 5                 | 94.78 |                                     |   |          | 9.16                                    | 0.96     | 9.66   | 2.27  | 2011 |
| 7                 | 95.68 |                                     |   |          | 9.20                                    | 0.96     | 9.62   | 2.26  | 2011 |
| 9                 | 97.51 | 2.52                                | 10.49                                   | 1.33     | 9.54                                    | 0.99     | 9.79   | 2.28  | 2011 |
| 11                | 94.08 |                                     |   |          | 9.70                                    | 1.01     | 10.31  | 2.33  | 2011 |
| 13                | 97.50 |                                     |   |          | 9.12                                    | 0.95     | 9.36   | 2.24  | 2011 |
| 15                | 87.62 |                                     |   |          | 10.15                                   | 1.05     | 11.58  | 2.45  | 2011 |
| 17                | 94.52 | 2.85                                | 9.58                                    | 1.30     | 8.98                                    | 0.93     | 9.50   | 2.25  | 2011 |
| 19                | 94.05 |                                     |   |          | 8.55                                    | 0.89     | 9.09   | 2.21  | 2011 |
| 21                | 94.91 |                                     |   |          | 8.52                                    | 0.88     | 8.98   | 2.20  | 2011 |
| 23                | 91.56 |                                     |   |          | 8.36                                    | 0.87     | 9.13   | 2.21  | 2011 |
| 25                | 93.97 | 2.48                                | 9.51                                    | 1.35     | 9.03                                    | 0.93     | 9.61   | 2.26  | 2011 |
| 27                | 94.19 |                                     |   |          | 9.03                                    | 0.93     | 9.58   | 2.26  | 2011 |
| 29                | 90.78 |                                     |   |          | 8.36                                    | 0.87     | 9.21   | 2.22  | 2011 |
| 31                | 90.04 |                                     |   |          | 8.94                                    | 0.92     | 9.93   | 2.30  | 2010 |
| 33                | 95.93 | 2.69                                | 8.82                                    | 1.13     | 8.19                                    | 0.85     | 8.54   | 2.14  | 2008 |
| 35                | 90.41 |                                     |   |          | 8.74                                    | 0.91     | 9.67   | 2.27  | 2007 |
| 37                | 88.97 |                                     |   |          | 7.86                                    | 0.82     | 8.84   | 2.18  | 2005 |
| 39                | 88.91 |                                     |   |          | 5.29                                    | 0.57     | 5.95   | 1.78  | 2003 |
| 41                | 82.54 | 2.26                                | 7.64                                    | 0.87     | 7.15                                    | 0.75     | 8.66   | 2.16  | 2002 |
| 43                | 73.55 |                                     |   |          | 5.83                                    | 0.62     | 7.93   | 2.07  | 2000 |
| 45                | 63.65 |                                     |   |          | 5.68                                    | 0.60     | 8.92   | 2.19  | 1998 |
| 47                | 86.97 |                                     |   |          | 6.36                                    | 0.67     | 7.32   | 1.99  | 1996 |
| 49                | 82.81 | 2.06                                | 6.22                                    | 1.07     | 5.40                                    | 0.58     | 6.53   | 1.88  | 1995 |
| 51                | 75.75 |                                     |   |          | 6.21                                    | 0.66     | 8.19   | 2.10  | 1993 |
| 53                | 81.59 |                                     |   |          | 4.76                                    | 0.52     | 5.83   | 1.76  | 1991 |
| 55                | 54.44 |                                     |   |          | 2.78                                    | 0.32     | 5.10   | 1.63  | 1990 |
| 57                | 34.80 | 1.56                                | 3.02                                    | 0.59     | 2.21                                    | 0.27     | 6.36   | 1.85  | 1988 |

|    |       |      |      |      |      |      |      |      |      |
|----|-------|------|------|------|------|------|------|------|------|
| 59 | 43.54 |      |      |      | 2.47 | 0.29 | 5.66 | 1.73 | 1986 |
| 61 | 29.70 |      |      |      | 1.49 | 0.20 | 5.00 | 1.61 | 1984 |
| 63 | 27.20 |      |      |      | 1.38 | 0.19 | 5.07 | 1.62 | 1983 |
| 65 | 41.09 | 1.52 | 1.18 | 0.31 | 1.46 | 0.20 | 3.56 | 1.27 | 1981 |
| 67 | 25.47 |      |      |      | 0.97 | 0.16 | 3.79 | 1.33 | 1979 |
| 69 | 18.14 |      |      |      | 0.39 | 0.10 | 2.15 | 0.76 | 1978 |
| 71 | 15.50 | 1.06 | 0.39 | 0.32 | 0.70 | 0.13 | 4.52 | 1.51 | 1976 |

**Sediment Accumulation Rate = 1.17 ± 0.16 cm/y**

| S40 Depth<br>(cm) | % Mud | <sup>226</sup> Ra <sub>v</sub><br>(dpm/g) | Excess <sup>210</sup> Pb <sub>v</sub> (dpm/g) |             | Excess <sup>210</sup> Pb <sub>a</sub> (dpm/g) |             | Excess <sup>210</sup> Pb <sub>a</sub> /Mud<br>Fraction | LN (Excess<br><sup>210</sup> Pb <sub>a</sub> /Mud Fraction) | Year |
|-------------------|-------|---|---|-------------|---|-------------|--|---|------|
|                   |       | Activity                                  | Activity                                      | Error (+/-) | Activity                                      | Error (+/-) |  |   |      |
| 1                 | 32.78 | 2.22                                      | 3.93  | 0.97        | 2.28  | 1.09        | 6.96   | 1.94  | 2010 |
| 3                 | 34.72 |   |   |             | 2.13  | 1.00        | 6.13   | 1.81  | 2009 |
| 5                 | 30.77 |   |   |             | 1.93  | 1.06        | 6.28   | 1.84  | 2007 |
| 7                 | 32.01 | 2.48                                      | 3.37  | 0.79        | 1.78  | 0.97        | 5.55   | 1.71  | 2006 |
| 9                 | 42.89 |   |   |             | 2.39  | 0.86        | 5.57   | 1.72  | 2005 |
| 11                | 55.51 |   |   |             | 2.54  | 0.69        | 4.58   | 1.52  | 2003 |
| 13                | 58.36 | 2.74                                      | 3.76  | 0.76        | 3.45  | 0.81        | 5.91   | 1.78  | 2002 |
| 15                | 74.00 |   |   |             | 4.54  | 0.79        | 6.14   | 1.81  | 2000 |
| 17                | 85.93 |   |   |             | 4.10  | 0.63        | 4.77   | 1.56  | 1999 |
| 19                | 82.75 | 2.01                                      | 6.12  | 0.90        | 4.14  | 0.66        | 5.00   | 1.61  | 1997 |
| 21                | 83.23 |   |   |             | 4.12  | 0.66        | 4.95   | 1.60  | 1996 |
| 23                | 83.93 |   |   |             | 3.58  | 0.59        | 4.27   | 1.45  | 1994 |
| 25                | 84.66 | 1.97                                      | 4.42  | 0.88        | 3.33  | 0.55        | 3.93   | 1.37  | 1993 |
| 27                | 86.46 |   |   |             | 3.47  | 0.56        | 4.01   | 1.39  | 1992 |
| 29                | 89.60 |   |   |             | 4.19  | 0.62        | 4.67   | 1.54  | 1990 |
| 31                | 86.29 | 2.27                                      | 5.04  | 1.24        | 4.00  | 0.61        | 4.64   | 1.54  | 1989 |
| 33                | 79.32 |   |   |             | 2.74  | 0.50        | 3.45   | 1.24  | 1987 |
| 35                | 75.86 |   |   |             | 2.68  | 0.55        | 3.54   | 1.26  | 1986 |
| 37                | 75.73 | 2.31                                      | 3.43  | 0.80        | 2.51  | 0.50        | 3.32   | 1.20  | 1984 |
| 39                | 73.62 |   |   |             | 2.06  | 0.45        | 2.80   | 1.03  | 1983 |
| 41                | 48.41 |   |   |             | 1.65  | 0.61        | 3.41   | 1.23  | 1981 |
| 43                | 46.57 | 1.99                                      | 1.40  | 0.60        | 1.53  | 0.61        | 3.29   | 1.19  | 1980 |
| 45                | 54.20 |   |   |             | 1.21  | 0.46        | 2.24   | 0.81  | 1979 |

|    |       |      |      |      |      |      |      |       |      |
|----|-------|------|------|------|------|------|------|-------|------|
| 47 | 33.47 |      |      |      | 0.61 | 0.58 | 1.82 | 0.60  | 1977 |
| 49 | 20.49 | 1.88 | 1.73 | 0.44 | 0.42 | 0.87 | 2.05 | 0.72  | 1976 |
| 51 | 20.69 |      |      |      | 0.00 | 0.68 | 0.00 | -     |      |
| 53 | 18.13 |      |      |      | 0.01 | 0.87 | 0.06 | -2.84 |      |
| 55 | 13.05 | 2.01 | 0.27 | 0.29 | 0.02 | 1.11 | 0.17 | -1.75 |      |

**Sediment Accumulation Rate = 1.39 ± 0.12 cm/y**

| S9A Depth<br>(cm) | % Mud | <sup>226</sup> Ra <sub>v</sub> | Excess <sup>210</sup> Pb <sub>v</sub> (dpm/g) |             | Excess <sup>210</sup> Pb <sub>a</sub> (dpm/g) |             |
|-------------------|-------|--------------------------------|---|-------------|---|-------------|
|                   |       | Activity                       | Activity                                      | Error (+/-) | Activity                                      | Error (+/-) |
| 1                 | 15.57 | 0.84                           | 0.69  | 0.29        | 0.80  | 0.14        |
| 3                 | 2.38  |                                |   |             | 0.08  | 0.09        |
| 5                 | 0.64  | 0.54                           | 0.22  | 0.24        | 0.13  | 0.09        |
| 7                 | 0.19  | 0.46                           | 0.01  | 0.12        |   |             |
| 9                 | 24.42 | 1.23                           | 1.65  | 0.42        | 2.65  | 0.31        |
| 11                | 66.58 |                                |   |             | 5.48  | 0.60        |
| 13                | 96.89 | 3.09                           | 7.36  | 1.41        | 7.03  | 0.75        |
| 15                | 97.94 | 3.03                           | 6.86  | 1.20        | 7.14  | 0.77        |
| 17                | 98.86 |                                |   |             | 8.01  | 0.86        |
| 19                | 98.37 | 2.31                           | 7.13  | 1.45        | 7.52  | 0.79        |
| 21                | 21.26 | 1.21                           | 2.64  | 0.37        | 2.40  | 0.29        |
| 23                | 16.80 |                                |   |             | 1.41  | 0.20        |
| 25                | 29.44 | 1.04                           | 1.69  | 0.41        | 2.80  | 0.33        |
| 27                | 10.43 |                                |   |             | 1.04  | 0.16        |
| 29                | 8.23  | 0.57                           | 0.91  | 0.38        | 1.00  | 0.16        |

**APPENDIX K.** Grain size weights throughout each core by phi size from Ro-Tap method and mud weight from wet sieving method.

| S43 Depth<br>(cm) | Weight (g) by phi size |                   |                     |                           |      |          |          |          |          |          |          |          |          |           |            |            |            |      |
|-------------------|------------------------|-------------------|---------------------|---------------------------|------|----------|----------|----------|----------|----------|----------|----------|----------|-----------|------------|------------|------------|------|
|                   | Total<br>Mud (g)       | Total<br>Sand (g) | Total<br>Gravel (g) | Mud                       |      | Sand     |          |          |          |          |          |          |          |           |            | Gravel     |            |      |
|                   |                        |                   |                     | Wet<br>Sieving<br>Mud (g) | >4   | 4 to 3.5 | 3.5 to 3 | 3 to 2.5 | 2.5 to 2 | 2 to 1.5 | 1.5 to 1 | 1 to 0.5 | 0.5 to 0 | 0 to -0.5 | -0.5 to -1 | -1 to -1.5 | -1.5 to -2 | > -2 |
| 1                 | 1.87                   | 0.64              | 0                   | 1.87                      | 0    | 0.05     | 0.02     | 0.01     | 0.02     | 0.04     | 0.05     | 0.09     | 0.13     | 0.16      | 0.07       | 0          | 0          | 0    |
| 3                 | 5.35                   | 0.49              | 0.13                | 5.3                       | 0.05 | 0.06     | 0.02     | 0.01     | 0.03     | 0.04     | 0.05     | 0.07     | 0.11     | 0.04      | 0.06       | 0.02       | 0.11       | 0    |
| 5                 | 1.09                   | 0.06              | 0                   | 1.09                      | 0    | 0.02     | 0        | 0        | 0        | 0        | 0        | 0        | 0.02     | 0.01      | 0.01       | 0          | 0          | 0    |
| 7                 | 4.87                   | 0.18              | 0.04                | 4.84                      | 0.03 | 0.07     | 0.01     | 0        | 0        | 0.01     | 0        | 0        | 0.03     | 0.02      | 0.04       | 0          | 0.04       | 0    |
| 9                 | 7.83                   | 0.2               | 0                   | 7.83                      | 0    | 0.08     | 0        | 0        | 0.02     | 0.03     | 0.02     | 0.03     | 0.01     | 0.01      | 0          | 0          | 0          | 0    |
| 11                | 7.79                   | 0.49              | 0                   | 7.77                      | 0.02 | 0.11     | 0.03     | 0.02     | 0.03     | 0.06     | 0.08     | 0.04     | 0.04     | 0.04      | 0.04       | 0          | 0          | 0    |
| 13                | 10.16                  | 0.26              | 0                   | 10.12                     | 0.04 | 0.11     | 0.01     | 0        | 0        | 0.03     | 0.05     | 0.04     | 0.01     | 0         | 0.01       | 0          | 0          | 0    |
| 15                | 9.7                    | 1.36              | 0.01                | 9.65                      | 0.05 | 0.16     | 0.05     | 0.05     | 0.27     | 0.29     | 0.31     | 0.09     | 0.05     | 0.07      | 0.02       | 0.01       | 0          | 0    |
| 17                | 6.21                   | 0.36              | 0                   | 6.18                      | 0.03 | 0.12     | 0.03     | 0.02     | 0.03     | 0.03     | 0.05     | 0.04     | 0.02     | 0.02      | 0          | 0          | 0          | 0    |
| 19                | 8.69                   | 0.55              | 0                   | 8.65                      | 0.04 | 0.15     | 0.05     | 0.03     | 0.03     | 0.04     | 0.08     | 0.07     | 0.03     | 0.03      | 0.04       | 0          | 0          | 0    |
| 21                | 10.81                  | 0.56              | 0.02                | 10.75                     | 0.06 | 0.19     | 0.04     | 0.03     | 0.04     | 0.04     | 0.07     | 0.06     | 0.03     | 0.03      | 0.03       | 0.02       | 0          | 0    |
| 23                | 7.16                   | 0.63              | 0.03                | 7.09                      | 0.07 | 0.18     | 0.05     | 0.05     | 0.04     | 0.03     | 0.07     | 0.09     | 0.05     | 0.05      | 0.02       | 0          | 0.03       | 0    |
| 25                | 9.67                   | 0.55              | 0.07                | 9.64                      | 0.03 | 0.15     | 0.04     | 0.02     | 0.02     | 0.05     | 0.08     | 0.1      | 0.04     | 0.03      | 0.02       | 0.01       | 0.06       | 0    |
| 27                | 7.3                    | 0.45              | 0                   | 7.28                      | 0.02 | 0.17     | 0.05     | 0.02     | 0.03     | 0.04     | 0.06     | 0.06     | 0.02     | 0         | 0          | 0          | 0          | 0    |
| 29                | 8.86                   | 0.71              | 0.19                | 8.82                      | 0.04 | 0.17     | 0.07     | 0.05     | 0.04     | 0.06     | 0.1      | 0.1      | 0.07     | 0.03      | 0.02       | 0.07       | 0.04       | 0.08 |
| 31                | 6.51                   | 0.59              | 0.13                | 6.45                      | 0.06 | 0.17     | 0.07     | 0.04     | 0.05     | 0.04     | 0.07     | 0.05     | 0.04     | 0.02      | 0.04       | 0.04       | 0.07       | 0.02 |
| 33                | 7.08                   | 0.28              | 0.02                | 7.02                      | 0.06 | 0.06     | 0.07     | 0        | 0.02     | 0.03     | 0.04     | 0.04     | 0.01     | 0         | 0.01       | 0.01       | 0.01       | 0    |
| 35                | 9.99                   | 0.77              | 0.29                | 9.94                      | 0.05 | 0.17     | 0.03     | 0.01     | 0.03     | 0.07     | 0.11     | 0.11     | 0.08     | 0.06      | 0.1        | 0.07       | 0.11       | 0.11 |
| 37                | 8.23                   | 0.94              | 0.08                | 8.18                      | 0.05 | 0.25     | 0.09     | 0.04     | 0.02     | 0.07     | 0.13     | 0.16     | 0.07     | 0.06      | 0.05       | 0          | 0.08       | 0    |
| 39                | 8.42                   | 0.95              | 0.1                 | 8.36                      | 0.06 | 0.33     | 0.09     | 0.02     | 0.03     | 0.06     | 0.11     | 0.14     | 0.11     | 0.05      | 0.01       | 0.02       | 0.08       | 0    |
| 41                | 6.1                    | 1.09              | 0.2                 | 6.01                      | 0.09 | 0.33     | 0.16     | 0.03     | 0.05     | 0.06     | 0.12     | 0.15     | 0.08     | 0.07      | 0.04       | 0.01       | 0.03       | 0.16 |
| 43                | 6.59                   | 2.1               | 0.27                | 6.52                      | 0.07 | 0.45     | 0.24     | 0.09     | 0.11     | 0.27     | 0.29     | 0.25     | 0.16     | 0.05      | 0.19       | 0.14       | 0.13       | 0    |
| 45                | 6.48                   | 1.66              | 2.04                | 6.4                       | 0.08 | 0.41     | 0.22     | 0.08     | 0.1      | 0.11     | 0.15     | 0.22     | 0.14     | 0.07      | 0.16       | 0.11       | 0.11       | 1.82 |
| 47                | 2.47                   | 0.37              | 0                   | 2.47                      | 0    | 0.1      | 0.02     | 0        | 0.01     | 0.01     | 0.05     | 0.1      | 0.07     | 0.01      | 0          | 0          | 0          | 0    |
| 49                | 8.72                   | 1.81              | 0                   | 8.65                      | 0.07 | 0.49     | 0.31     | 0.08     | 0.07     | 0.14     | 0.2      | 0.24     | 0.17     | 0.08      | 0.03       | 0          | 0          | 0    |
| 51                | 8.56                   | 2.69              | 0.05                | 8.49                      | 0.07 | 0.56     | 0.4      | 0.08     | 0.2      | 0.46     | 0.26     | 0.36     | 0.22     | 0.11      | 0.04       | 0.05       | 0          | 0    |
| 53                | 10.55                  | 2.37              | 0.01                | 10.42                     | 0.13 | 1.22     | 0.68     | 0.11     | 0.06     | 0.06     | 0.09     | 0.07     | 0.05     | 0         | 0.03       | 0          | 0.01       | 0    |
| 55                | 10.18                  | 8.19              | 0.33                | 9.94                      | 0.24 | 1.47     | 1.35     | 0.36     | 0.27     | 0.62     | 1.08     | 1.35     | 0.93     | 0.48      | 0.28       | 0.23       | 0.1        | 0    |
| 57                | 7.53                   | 13.84             | 0.27                | 7.19                      | 0.34 | 1.91     | 2.15     | 0.67     | 0.6      | 1.51     | 2.39     | 2.37     | 1.35     | 0.58      | 0.31       | 0.1        | 0.17       | 0    |
| 59                | 5.36                   | 5.81              | 1.14                | 5.23                      | 0.13 | 1.11     | 0.98     | 0.23     | 0.25     | 0.5      | 0.97     | 1.01     | 0.44     | 0.13      | 0.19       | 0.03       | 0.02       | 1.09 |
| 61                | 6.65                   | 15.54             | 0.2                 | 6.34                      | 0.31 | 1.74     | 1.86     | 0.46     | 0.43     | 1.31     | 2.73     | 3.4      | 2.24     | 0.95      | 0.42       | 0.09       | 0.11       | 0    |
| 63                | 6.92                   | 18.13             | 0.39                | 6.56                      | 0.36 | 2.41     | 2.01     | 0.5      | 0.43     | 1.24     | 3.19     | 4.36     | 2.36     | 0.6       | 1.03       | 0.23       | 0.04       | 0.12 |
| 65                | 12.04                  | 16.77             | 0.49                | 11.4                      | 0.64 | 3.56     | 2.59     | 0.54     | 0.45     | 1.19     | 2.13     | 2.79     | 2        | 0.99      | 0.53       | 0.35       | 0.14       | 0    |

|    |      |       |      |      |      |      |      |      |      |      |      |      |      |      |      |      |      |   |
|----|------|-------|------|------|------|------|------|------|------|------|------|------|------|------|------|------|------|---|
| 67 | 6.75 | 19.36 | 0.39 | 6.39 | 0.36 | 1.99 | 1.6  | 0.4  | 0.41 | 1.61 | 3.4  | 4.49 | 3.09 | 1.51 | 0.86 | 0.34 | 0.05 | 0 |
| 69 | 2.15 | 9.4   | 0.3  | 2.02 | 0.13 | 0.8  | 0.52 | 0.03 | 0.19 | 0.86 | 1.54 | 2.28 | 1.84 | 0.87 | 0.47 | 0.25 | 0.05 | 0 |
| 71 | 3.49 | 17.47 | 1.56 | 3.28 | 0.21 | 1.17 | 0.81 | 0.15 | 0.27 | 1.14 | 2.89 | 4.22 | 3.28 | 2.13 | 1.41 | 0.7  | 0.86 | 0 |

86

| S40 Depth<br>(cm) | Weight (g) by phi size |                   |                     |                           |      |          |          |          |          |          |          |          |          |           |            |            |            |      |  |
|-------------------|------------------------|-------------------|---------------------|---------------------------|------|----------|----------|----------|----------|----------|----------|----------|----------|-----------|------------|------------|------------|------|--|
|                   | Total<br>Mud (g)       | Total<br>Sand (g) | Total<br>Gravel (g) | Mud                       |      | Sand     |          |          |          |          |          |          |          |           |            |            | Gravel     |      |  |
|                   |                        |                   |                     | Wet<br>Sieving<br>Mud (g) | >4   | 4 to 3.5 | 3.5 to 3 | 3 to 2.5 | 2.5 to 2 | 2 to 1.5 | 1.5 to 1 | 1 to 0.5 | 0.5 to 0 | 0 to -0.5 | -0.5 to -1 | -1 to -1.5 | -1.5 to -2 | > -2 |  |
| 1                 | 3.94                   | 8.08              | 0                   | 3.53                      | 0.41 | 4.13     | 3.02     | 0.58     | 0.13     | 0.06     | 0.04     | 0.03     | 0.03     | 0.04      | 0.02       | 0          | 0          | 0    |  |
| 3                 | 5.1                    | 9.46              | 0.13                | 4.62                      | 0.48 | 5        | 3.27     | 0.66     | 0.17     | 0.11     | 0.08     | 0.08     | 0.05     | 0.02      | 0.02       | 0.02       | 0.02       | 0.09 |  |
| 5                 | 4.16                   | 9.23              | 0.13                | 3.67                      | 0.49 | 4.87     | 3.18     | 0.63     | 0.13     | 0.1      | 0.07     | 0.09     | 0.05     | 0.05      | 0.06       | 0.06       | 0.05       | 0.02 |  |
| 7                 | 4.68                   | 9.52              | 0.42                | 4.14                      | 0.54 | 4.88     | 3.11     | 0.66     | 0.19     | 0.14     | 0.11     | 0.13     | 0.11     | 0.1       | 0.09       | 0.09       | 0.06       | 0.27 |  |
| 9                 | 9.89                   | 12.64             | 0.53                | 8.91                      | 0.98 | 6.68     | 3.76     | 0.82     | 0.33     | 0.22     | 0.19     | 0.2      | 0.17     | 0.12      | 0.15       | 0.16       | 0.07       | 0.3  |  |
| 11                | 10.38                  | 7.99              | 0.33                | 9.72                      | 0.66 | 4.17     | 2.25     | 0.4      | 0.23     | 0.22     | 0.21     | 0.21     | 0.13     | 0.06      | 0.11       | 0.17       | 0.01       | 0.15 |  |
| 13                | 12.81                  | 9.05              | 0.09                | 12.1                      | 0.71 | 5.07     | 2.58     | 0.49     | 0.23     | 0.16     | 0.17     | 0.17     | 0.1      | 0.01      | 0.07       | 0.04       | 0.03       | 0.02 |  |
| 15                | 12.24                  | 3.71              | 0.59                | 11.83                     | 0.41 | 1.75     | 1.15     | 0.23     | 0.11     | 0.09     | 0.1      | 0.1      | 0.08     | 0.07      | 0.03       | 0.04       | 0.23       | 0.32 |  |
| 17                | 13.92                  | 2.28              | 0                   | 13.71                     | 0.21 | 1.17     | 0.54     | 0.15     | 0.09     | 0.05     | 0.06     | 0.08     | 0.07     | 0.03      | 0.04       | 0          | 0          | 0    |  |
| 19                | 9.5                    | 1.98              | 0                   | 9.33                      | 0.17 | 0.99     | 0.63     | 0.14     | 0.05     | 0.03     | 0.03     | 0.05     | 0.04     | 0.01      | 0.01       | 0          | 0          | 0    |  |
| 21                | 9.23                   | 1.86              | 0                   | 9.09                      | 0.14 | 0.96     | 0.56     | 0.12     | 0.07     | 0.05     | 0.05     | 0.03     | 0.02     | 0         | 0          | 0          | 0          | 0    |  |
| 23                | 9.19                   | 1.74              | 0.02                | 8.96                      | 0.23 | 0.87     | 0.57     | 0.13     | 0.05     | 0.04     | 0.02     | 0.02     | 0.02     | 0         | 0.02       | 0.01       | 0.01       | 0    |  |
| 25                | 11.59                  | 2                 | 0.1                 | 11.36                     | 0.23 | 0.95     | 0.68     | 0.15     | 0.08     | 0.04     | 0.04     | 0.03     | 0.02     | 0.01      | 0          | 0          | 0.1        | 0    |  |
| 27                | 12.45                  | 1.45              | 0.5                 | 12.3                      | 0.15 | 0.69     | 0.47     | 0.09     | 0.04     | 0.04     | 0.04     | 0.04     | 0.02     | 0.02      | 0          | 0          | 0          | 0.5  |  |
| 29                | 11.63                  | 1.35              | 0                   | 11.54                     | 0.09 | 0.62     | 0.35     | 0.11     | 0.07     | 0.06     | 0.05     | 0.04     | 0.02     | 0.02      | 0.01       | 0          | 0          | 0    |  |
| 31                | 8.81                   | 1.38              | 0.02                | 8.7                       | 0.11 | 0.56     | 0.3      | 0.1      | 0.09     | 0.12     | 0.06     | 0.04     | 0.06     | 0.02      | 0.03       | 0.02       | 0          | 0    |  |
| 33                | 8.44                   | 2.2               | 0                   | 8.35                      | 0.09 | 0.8      | 0.77     | 0.2      | 0.11     | 0.08     | 0.06     | 0.06     | 0.05     | 0.03      | 0.04       | 0          | 0          | 0    |  |
| 35                | 9.02                   | 2.87              | 0                   | 8.92                      | 0.1  | 1.26     | 1.08     | 0.27     | 0.1      | 0.05     | 0.03     | 0.04     | 0.02     | 0.01      | 0.01       | 0          | 0          | 0    |  |
| 37                | 12.98                  | 4.16              | 0                   | 12.79                     | 0.19 | 1.57     | 1.69     | 0.47     | 0.15     | 0.12     | 0.07     | 0.05     | 0.02     | 0.02      | 0          | 0          | 0          | 0    |  |
| 39                | 7.62                   | 2.73              | 0                   | 7.56                      | 0.06 | 0.91     | 1.13     | 0.4      | 0.15     | 0.06     | 0.03     | 0.03     | 0.01     | 0.01      | 0          | 0          | 0          | 0    |  |
| 41                | 11.12                  | 11.85             | 0                   | 10.61                     | 0.51 | 3.81     | 4.95     | 1.87     | 0.73     | 0.2      | 0.09     | 0.07     | 0.06     | 0.04      | 0.03       | 0          | 0          | 0    |  |
| 43                | 9.16                   | 10.48             | 0.03                | 8.58                      | 0.58 | 4.86     | 3.9      | 1.08     | 0.28     | 0.13     | 0.06     | 0.06     | 0.06     | 0.03      | 0.02       | 0          | 0.03       | 0    |  |
| 45                | 10.19                  | 8.61              | 0                   | 9.42                      | 0.77 | 3.97     | 3.54     | 0.66     | 0.21     | 0.1      | 0.06     | 0.04     | 0.02     | 0.01      | 0          | 0          | 0          | 0    |  |
| 47                | 9.9                    | 19.68             | 0                   | 9.2                       | 0.7  | 8.27     | 8.61     | 1.72     | 0.44     | 0.2      | 0.15     | 0.13     | 0.09     | 0.03      | 0.04       | 0          | 0          | 0    |  |
| 49                | 4.29                   | 16.65             | 0                   | 3.81                      | 0.48 | 5.67     | 8.72     | 1.44     | 0.28     | 0.16     | 0.14     | 0.11     | 0.07     | 0.06      | 0          | 0          | 0          | 0    |  |
| 51                | 6.51                   | 24.93             | 0.03                | 5.75                      | 0.76 | 8.38     | 12.94    | 2.27     | 0.42     | 0.25     | 0.19     | 0.17     | 0.15     | 0.1       | 0.06       | 0          | 0.03       | 0    |  |
| 53                | 4.37                   | 19.74             | 0                   | 3.8                       | 0.57 | 8.28     | 8.86     | 1.79     | 0.29     | 0.17     | 0.1      | 0.08     | 0.07     | 0.05      | 0.05       | 0          | 0          | 0    |  |
| 55                | 2.49                   | 16.52             | 0.07                | 2.07                      | 0.42 | 7.09     | 6.92     | 1.51     | 0.25     | 0.16     | 0.15     | 0.16     | 0.14     | 0.08      | 0.06       | 0.03       | 0.04       | 0    |  |

| S9A Depth<br>(cm) | Weight (g) by phi size |                   |                     |                           |      |          |          |          |          |          |          |          |          |           |            |            |            |      |
|-------------------|------------------------|-------------------|---------------------|---------------------------|------|----------|----------|----------|----------|----------|----------|----------|----------|-----------|------------|------------|------------|------|
|                   | Total Mud<br>(g)       | Total Sand<br>(g) | Total<br>Gravel (g) | Mud                       |      | Sand     |          |          |          |          |          |          |          |           |            | Gravel     |            |      |
|                   |                        |                   |                     | Wet<br>Sieving<br>Mud (g) | >4   | 4 to 3.5 | 3.5 to 3 | 3 to 2.5 | 2.5 to 2 | 2 to 1.5 | 1.5 to 1 | 1 to 0.5 | 0.5 to 0 | 0 to -0.5 | -0.5 to -1 | -1 to -1.5 | -1.5 to -2 | > -2 |
| 1                 | 2.49                   | 13.5              | 0                   | 2.49                      | 0    | 0.01     | 0.02     | 0.11     | 0.6      | 3.26     | 4.44     | 3.29     | 1.27     | 0.41      | 0.09       | 0          | 0          | 0    |
| 3                 | 1                      | 40.77             | 0.22                | 0.98                      | 0.02 | 0.04     | 0.05     | 0.21     | 1.25     | 6.88     | 10.8     | 10.93    | 6.86     | 2.57      | 1.18       | 0.22       | 0          | 0    |
| 5                 | 0.33                   | 50.68             | 0.95                | 0.31                      | 0.02 | 0.01     | 0.01     | 0.21     | 1.05     | 5.48     | 10.52    | 14.62    | 11.37    | 4.92      | 2.49       | 0.84       | 0.11       | 0    |
| 7                 | 0.08                   | 42.49             | 0.49                | 0.06                      | 0.02 | 0.01     | 0.05     | 0.19     | 1.07     | 5.36     | 13.82    | 13.93    | 5.27     | 1.26      | 1.53       | 0.35       | 0.14       | 0    |
| 9                 | 7.97                   | 24.14             | 0.53                | 7.91                      | 0.06 | 0.07     | 0.11     | 0.22     | 0.5      | 1.7      | 3.88     | 6.93     | 5.88     | 3.11      | 1.74       | 0.38       | 0.15       | 0    |
| 11                | 10.34                  | 4.86              | 0.33                | 10.32                     | 0.02 | 0.09     | 0.12     | 0.19     | 0.36     | 0.92     | 1.03     | 1        | 0.57     | 0.31      | 0.27       | 0.09       | 0.14       | 0.1  |
| 13                | 6.24                   | 0.2               | 0                   | 6.24                      | 0    | 0.01     | 0        | 0.01     | 0.02     | 0.04     | 0.03     | 0.03     | 0.03     | 0.03      | 0          | 0          | 0          | 0    |
| 15                | 6.67                   | 0.14              | 0                   | 6.65                      | 0.02 | 0.03     | 0.01     | 0.01     | 0.02     | 0.02     | 0.02     | 0.01     | 0        | 0.01      | 0.01       | 0          | 0          | 0    |
| 17                | 8.68                   | 0.1               | 0                   | 8.67                      | 0.01 | 0.02     | 0.02     | 0        | 0        | 0.02     | 0.02     | 0.02     | 0        | 0         | 0          | 0          | 0          | 0    |
| 19                | 10.23                  | 0.17              | 0                   | 10.22                     | 0.01 | 0.02     | 0.02     | 0.02     | 0.02     | 0.03     | 0.02     | 0.03     | 0.01     | 0         | 0          | 0          | 0          | 0    |
| 21                | 4.67                   | 16.28             | 1.02                | 4.64                      | 0.03 | 0.2      | 0.26     | 0.58     | 1.27     | 2.84     | 2.94     | 2.92     | 2.29     | 1.57      | 1.41       | 0.64       | 0.38       | 0    |
| 23                | 4.17                   | 18.87             | 1.78                | 4.13                      | 0.04 | 0.23     | 0.23     | 0.36     | 1.2      | 2.69     | 3.7      | 3.9      | 2.55     | 1.07      | 2.94       | 1.34       | 0.44       | 0    |
| 25                | 5.22                   | 11.68             | 0.83                | 5.14                      | 0.08 | 0.29     | 0.23     | 0.3      | 0.98     | 1.9      | 2.38     | 2.22     | 1.3      | 0.54      | 1.54       | 0.65       | 0.18       | 0    |
| 27                | 3.87                   | 29.4              | 3.83                | 3.85                      | 0.02 | 0.11     | 0.2      | 0.75     | 2.17     | 5.14     | 5.78     | 5.13     | 3.77     | 3.04      | 3.31       | 2          | 1.83       | 0    |
| 29                | 4.26                   | 44.88             | 2.63                | 4.23                      | 0.03 | 0.16     | 0.44     | 1.32     | 3.97     | 8        | 11.23    | 9.58     | 4.59     | 1.61      | 3.98       | 1.59       | 0.93       | 0.11 |

**APPENDIX L.** Weights of gravel, sand, and mud and relative percents for each sample. Mud weights were acquired after wet sieving and drying. Gravel and sand weights were acquired after wet sieving, drying, and dry sieving (Ro-Tap method). % G+S, percent gravel and sand fraction combined. Farrell/Folk, classification of grain size based on Folk (1954), modified by Farrell and others (2012).

| S43 Mid Sample Depth (cm) | Gravel Weight (g) | Sand Weight (g) | Mud Weight (g) | Total Weight (g) | % Gravel | % Sand | % G+S | % Mud | Farrell/Folk |
|---------------------------|-------------------|-----------------|----------------|------------------|----------|--------|-------|-------|--------------|
| 1                         | 0.00              | 0.64            | 1.87           | 2.51             | 0.00     | 25.50  | 25.50 | 74.50 | sM           |
| 3                         | 0.13              | 0.49            | 5.35           | 5.97             | 2.18     | 8.21   | 10.39 | 89.61 | (g)sM        |
| 5                         | 0.00              | 0.06            | 1.09           | 1.15             | 0.00     | 5.22   | 5.22  | 94.78 | sM           |
| 7                         | 0.04              | 0.18            | 4.87           | 5.09             | 0.79     | 3.54   | 4.32  | 95.68 | (s)M         |
| 9                         | 0.00              | 0.20            | 7.83           | 8.03             | 0.00     | 2.49   | 2.49  | 97.51 | (s)M         |
| 11                        | 0.00              | 0.49            | 7.79           | 8.28             | 0.00     | 5.92   | 5.92  | 94.08 | sM           |
| 13                        | 0.00              | 0.26            | 10.16          | 10.42            | 0.00     | 2.50   | 2.50  | 97.50 | (s)M         |
| 15                        | 0.01              | 1.36            | 9.70           | 11.07            | 0.09     | 12.29  | 12.38 | 87.62 | sM           |
| 17                        | 0.00              | 0.36            | 6.21           | 6.57             | 0.00     | 5.48   | 5.48  | 94.52 | sM           |
| 19                        | 0.00              | 0.55            | 8.69           | 9.24             | 0.00     | 5.95   | 5.95  | 94.05 | sM           |
| 21                        | 0.02              | 0.56            | 10.81          | 11.39            | 0.18     | 4.92   | 5.09  | 94.91 | (s)M         |
| 23                        | 0.03              | 0.63            | 7.16           | 7.82             | 0.38     | 8.06   | 8.44  | 91.56 | sM           |
| 25                        | 0.07              | 0.55            | 9.67           | 10.29            | 0.68     | 5.34   | 6.03  | 93.97 | sM           |
| 27                        | 0.00              | 0.45            | 7.30           | 7.75             | 0.00     | 5.81   | 5.81  | 94.19 | sM           |
| 29                        | 0.19              | 0.71            | 8.86           | 9.76             | 1.95     | 7.27   | 9.22  | 90.78 | sM           |
| 31                        | 0.13              | 0.59            | 6.51           | 7.23             | 1.80     | 8.16   | 9.96  | 90.04 | sM           |
| 33                        | 0.02              | 0.28            | 7.08           | 7.38             | 0.27     | 3.79   | 4.07  | 95.93 | (s)M         |
| 35                        | 0.29              | 0.77            | 9.99           | 11.05            | 2.62     | 6.97   | 9.59  | 90.41 | (g)sM        |
| 37                        | 0.08              | 0.94            | 8.23           | 9.25             | 0.86     | 10.16  | 11.03 | 88.97 | sM           |
| 39                        | 0.10              | 0.95            | 8.42           | 9.47             | 1.06     | 10.03  | 11.09 | 88.91 | sM           |
| 41                        | 0.20              | 1.09            | 6.10           | 7.39             | 2.71     | 14.75  | 17.46 | 82.54 | (g)sM        |
| 43                        | 0.27              | 2.10            | 6.59           | 8.96             | 3.01     | 23.44  | 26.45 | 73.55 | (g)sM        |
| 45                        | 2.04              | 1.66            | 6.48           | 10.18            | 20.04    | 16.31  | 36.35 | 63.65 | sgM          |
| 47                        | 0.00              | 0.37            | 2.47           | 2.84             | 0.00     | 13.03  | 13.03 | 86.97 | sM           |
| 49                        | 0.00              | 1.81            | 8.72           | 10.53            | 0.00     | 17.19  | 17.19 | 82.81 | sM           |
| 51                        | 0.05              | 2.69            | 8.56           | 11.30            | 0.44     | 23.81  | 24.25 | 75.75 | sM           |
| 53                        | 0.01              | 2.37            | 10.55          | 12.93            | 0.08     | 18.33  | 18.41 | 81.59 | sM           |
| 55                        | 0.33              | 8.19            | 10.18          | 18.70            | 1.76     | 43.80  | 45.56 | 54.44 | sM           |
| 57                        | 0.27              | 13.84           | 7.53           | 21.64            | 1.25     | 63.96  | 65.20 | 34.80 | mS           |



|    |      |       |       |       |      |       |       |       |       |
|----|------|-------|-------|-------|------|-------|-------|-------|-------|
| 59 | 1.14 | 5.81  | 5.36  | 12.31 | 9.26 | 47.20 | 56.46 | 43.54 | gmS   |
| 61 | 0.20 | 15.54 | 6.65  | 22.39 | 0.89 | 69.41 | 70.30 | 29.70 | mS    |
| 63 | 0.39 | 18.13 | 6.92  | 25.44 | 1.53 | 71.27 | 72.80 | 27.20 | mS    |
| 65 | 0.49 | 16.77 | 12.04 | 29.30 | 1.67 | 57.24 | 58.91 | 41.09 | mS    |
| 67 | 0.39 | 19.36 | 6.75  | 26.50 | 1.47 | 73.06 | 74.53 | 25.47 | mS    |
| 69 | 0.30 | 9.40  | 2.15  | 11.85 | 2.53 | 79.32 | 81.86 | 18.14 | (g)mS |
| 71 | 1.56 | 17.47 | 3.49  | 22.52 | 6.93 | 77.58 | 84.50 | 15.50 | gmS   |

| S40 Mid Sample Depth (cm) | Gravel Weight (g) | Sand Weight (g) | Mud Weight (g) | Total Weight (g) | % Gravel | % Sand | % G+S | % Mud | Farrell/Folk |
|---------------------------|-------------------|-----------------|----------------|------------------|----------|--------|-------|-------|--------------|
| 1                         | 0.00              | 8.08            | 3.94           | 12.02            | 0.00     | 67.22  | 67.22 | 32.78 | mS           |
| 3                         | 0.13              | 9.46            | 5.10           | 14.69            | 0.88     | 64.40  | 65.28 | 34.72 | mS           |
| 5                         | 0.13              | 9.23            | 4.16           | 13.52            | 0.96     | 68.27  | 69.23 | 30.77 | mS           |
| 7                         | 0.42              | 9.52            | 4.68           | 14.62            | 2.87     | 65.12  | 67.99 | 32.01 | (g)mS        |
| 9                         | 0.53              | 12.64           | 9.89           | 23.06            | 2.30     | 54.81  | 57.11 | 42.89 | (g)mS        |
| 11                        | 0.33              | 7.99            | 10.38          | 18.70            | 1.76     | 42.73  | 44.49 | 55.51 | sM           |
| 13                        | 0.09              | 9.05            | 12.81          | 21.95            | 0.41     | 41.23  | 41.64 | 58.36 | sM           |
| 15                        | 0.59              | 3.71            | 12.24          | 16.54            | 3.57     | 22.43  | 26.00 | 74.00 | (g)sM        |
| 17                        | 0.00              | 2.28            | 13.92          | 16.20            | 0.00     | 14.07  | 14.07 | 85.93 | sM           |
| 19                        | 0.00              | 1.98            | 9.50           | 11.48            | 0.00     | 17.25  | 17.25 | 82.75 | sM           |
| 21                        | 0.00              | 1.86            | 9.23           | 11.09            | 0.00     | 16.77  | 16.77 | 83.23 | sM           |
| 23                        | 0.02              | 1.74            | 9.19           | 10.95            | 0.18     | 15.89  | 16.07 | 83.93 | sM           |
| 25                        | 0.10              | 2.00            | 11.59          | 13.69            | 0.73     | 14.61  | 15.34 | 84.66 | sM           |
| 27                        | 0.50              | 1.45            | 12.45          | 14.40            | 3.47     | 10.07  | 13.54 | 86.46 | (g)sM        |
| 29                        | 0.00              | 1.35            | 11.63          | 12.98            | 0.00     | 10.40  | 10.40 | 89.60 | sM           |
| 31                        | 0.02              | 1.38            | 8.81           | 10.21            | 0.20     | 13.52  | 13.71 | 86.29 | sM           |
| 33                        | 0.00              | 2.20            | 8.44           | 10.64            | 0.00     | 20.68  | 20.68 | 79.32 | sM           |
| 35                        | 0.00              | 2.87            | 9.02           | 11.89            | 0.00     | 24.14  | 24.14 | 75.86 | sM           |
| 37                        | 0.00              | 4.16            | 12.98          | 17.14            | 0.00     | 24.27  | 24.27 | 75.73 | sM           |
| 39                        | 0.00              | 2.73            | 7.62           | 10.35            | 0.00     | 26.38  | 26.38 | 73.62 | sM           |
| 41                        | 0.00              | 11.85           | 11.12          | 22.97            | 0.00     | 51.59  | 51.59 | 48.41 | mS           |
| 43                        | 0.03              | 10.48           | 9.16           | 19.67            | 0.15     | 53.28  | 53.43 | 46.57 | mS           |
| 45                        | 0.00              | 8.61            | 10.19          | 18.80            | 0.00     | 45.80  | 45.80 | 54.20 | sM           |
| 47                        | 0.00              | 19.68           | 9.90           | 29.58            | 0.00     | 66.53  | 66.53 | 33.47 | mS           |

|    |      |       |      |       |      |       |       |       |    |
|----|------|-------|------|-------|------|-------|-------|-------|----|
| 49 | 0.00 | 16.65 | 4.29 | 20.94 | 0.00 | 79.51 | 79.51 | 20.49 | mS |
| 51 | 0.03 | 24.93 | 6.51 | 31.47 | 0.10 | 79.22 | 79.31 | 20.69 | mS |
| 53 | 0.00 | 19.74 | 4.37 | 24.11 | 0.00 | 81.87 | 81.87 | 18.13 | mS |
| 55 | 0.07 | 16.52 | 2.49 | 19.08 | 0.37 | 86.58 | 86.95 | 13.05 | mS |

| <b>S9A Mid Sample<br/>Depth (cm)</b> | <b>Gravel<br/>Weight<br/>(g)</b> | <b>Sand<br/>Weight<br/>(g)</b> | <b>Mud<br/>Weight<br/>(g)</b> | <b>Total<br/>Weight<br/>(g)</b> | <b>% Gravel</b> | <b>% Sand</b> | <b>% G+S</b> | <b>% Mud</b> | <b>Farrell/<br/>Folk</b> |
|--------------------------------------|----------------------------------|--------------------------------|-------------------------------|---------------------------------|-----------------|---------------|--------------|--------------|--------------------------|
| 1                                    | 0.00                             | 13.50                          | 2.49                          | 15.99                           | 0.00            | 84.43         | 84.43        | 15.57        | mS                       |
| 3                                    | 0.22                             | 40.77                          | 1.00                          | 41.99                           | 0.52            | 97.09         | 97.62        | 2.38         | (m)S                     |
| 5                                    | 0.95                             | 50.68                          | 0.33                          | 51.96                           | 1.83            | 97.54         | 99.36        | 0.64         | S                        |
| 7                                    | 0.49                             | 42.49                          | 0.08                          | 43.06                           | 1.14            | 98.68         | 99.81        | 0.19         | S                        |
| 9                                    | 0.53                             | 24.14                          | 7.97                          | 32.64                           | 1.62            | 73.96         | 75.58        | 24.42        | mS                       |
| 11                                   | 0.33                             | 4.86                           | 10.34                         | 15.53                           | 2.12            | 31.29         | 33.42        | 66.58        | (g)sM                    |
| 13                                   | 0.00                             | 0.20                           | 6.24                          | 6.44                            | 0.00            | 3.11          | 3.11         | 96.89        | (s)M                     |
| 15                                   | 0.00                             | 0.14                           | 6.67                          | 6.81                            | 0.00            | 2.06          | 2.06         | 97.94        | (s)M                     |
| 17                                   | 0.00                             | 0.10                           | 8.68                          | 8.78                            | 0.00            | 1.14          | 1.14         | 98.86        | M                        |
| 19                                   | 0.00                             | 0.17                           | 10.23                         | 10.40                           | 0.00            | 1.63          | 1.63         | 98.37        | M                        |
| 21                                   | 1.02                             | 16.28                          | 4.67                          | 21.97                           | 4.64            | 74.10         | 78.74        | 21.26        | (g)mS                    |
| 23                                   | 1.78                             | 18.87                          | 4.17                          | 24.82                           | 7.17            | 76.03         | 83.20        | 16.80        | gmS                      |
| 25                                   | 0.83                             | 11.68                          | 5.22                          | 17.73                           | 4.68            | 65.88         | 70.56        | 29.44        | (g)mS                    |
| 27                                   | 3.83                             | 29.40                          | 3.87                          | 37.10                           | 10.32           | 79.25         | 89.57        | 10.43        | gmS                      |
| 29                                   | 2.63                             | 44.88                          | 4.26                          | 51.77                           | 5.08            | 86.69         | 91.77        | 8.23         | gmS                      |

**APPENDIX M.** Percent LOI and minimum and maximum amounts of sediment required for isotopic analysis.

| S43 Depth (cm) | Initial Mass (g) | Final Mass (g) | LOI %  | Min. Sed. (g) | Max. Sed. (g) | S40 Depth (cm) | Initial Mass (g) | Final Mass (g) | LOI % | Min. Sed. (g) | Max. Sed. (g) | S9A Depth (cm) | Initial Mass (g) | Final Mass (g) | LOI %  | Min. Sed. (g) | Max. Sed. (g) |
|----------------|------------------|----------------|--------|---------------|---------------|----------------|------------------|----------------|-------|---------------|---------------|----------------|------------------|----------------|--------|---------------|---------------|
| 1              | 1.042            | 0.931          | 10.650 | 0.019         | 0.028         | 1              | 2.911            | 2.726          | 6.358 | 0.031         | 0.047         | 1              | 2.535            | 2.468          | 2.658  | 0.075         | 0.113         |
| 3              | 1.062            | 0.925          | 12.972 | 0.015         | 0.023         | 3              | 2.771            | 2.583          | 6.798 | 0.029         | 0.044         | 3              | 2.057            | 2.042          | 0.690  | 0.290         | 0.434         |
| 5              | 2.451            | 2.159          | 11.912 | 0.017         | 0.025         | 5              | 2.927            | 2.717          | 7.158 | 0.028         | 0.042         | 5              | 3.361            | 3.348          | 0.393  | 0.509         | 0.764         |
| 7              | 2.039            | 1.830          | 10.256 | 0.020         | 0.029         | 7              | 2.719            | 2.554          | 6.051 | 0.033         | 0.050         | 7              | 3.581            | 3.566          | 0.408  | 0.491         | 0.736         |
| 9              | 2.286            | 2.015          | 11.876 | 0.017         | 0.025         | 9              | 2.942            | 2.708          | 7.938 | 0.025         | 0.038         | 9              | 3.579            | 3.513          | 1.852  | 0.108         | 0.162         |
| 11             | 2.271            | 1.995          | 12.134 | 0.016         | 0.025         | 11             | 2.585            | 2.390          | 7.543 | 0.027         | 0.040         | 11             | 2.639            | 2.357          | 10.690 | 0.019         | 0.028         |
| 13             | 2.378            | 2.071          | 12.938 | 0.015         | 0.023         | 13             | 2.640            | 2.436          | 7.736 | 0.026         | 0.039         | 13             | 2.095            | 1.828          | 12.732 | 0.016         | 0.024         |
| 15             | 2.388            | 2.087          | 12.601 | 0.016         | 0.024         | 15             | 2.475            | 2.267          | 8.377 | 0.024         | 0.036         | 15             | 2.156            | 1.861          | 13.699 | 0.015         | 0.022         |
| 17             | 2.179            | 1.909          | 12.413 | 0.016         | 0.024         | 17             | 2.841            | 2.574          | 9.371 | 0.021         | 0.032         | 17             | 2.620            | 2.250          | 14.133 | 0.014         | 0.021         |
| 19             | 2.642            | 2.361          | 10.647 | 0.019         | 0.028         | 19             | 2.520            | 2.269          | 9.967 | 0.020         | 0.030         | 19             | 2.379            | 2.049          | 13.871 | 0.014         | 0.022         |
| 21             | 2.255            | 2.038          | 9.618  | 0.021         | 0.031         | 21             | 2.808            | 2.566          | 8.625 | 0.023         | 0.035         | 21             | 3.603            | 3.445          | 4.372  | 0.046         | 0.069         |
| 23             | 2.226            | 1.998          | 10.238 | 0.020         | 0.029         | 23             | 3.011            | 2.752          | 8.611 | 0.023         | 0.035         | 23             | 3.781            | 3.717          | 1.700  | 0.118         | 0.176         |
| 25             | 2.101            | 1.855          | 11.741 | 0.017         | 0.026         | 25             | 3.217            | 2.935          | 8.760 | 0.023         | 0.034         | 25             | 4.129            | 3.945          | 4.466  | 0.045         | 0.067         |
| 27             | 2.257            | 2.007          | 11.089 | 0.018         | 0.027         | 27             | 2.837            | 2.585          | 8.879 | 0.023         | 0.034         | 27             | 3.697            | 3.605          | 2.488  | 0.080         | 0.121         |
| 29             | 2.035            | 1.810          | 11.067 | 0.018         | 0.027         | 29             | 2.912            | 2.650          | 8.988 | 0.022         | 0.033         | 29             | 3.908            | 3.837          | 1.832  | 0.109         | 0.164         |
| 31             | 2.305            | 2.014          | 12.626 | 0.016         | 0.024         | 31             | 2.572            | 2.362          | 8.170 | 0.024         | 0.037         |                |                  |                |        |               |               |
| 33             | 2.446            | 2.152          | 12.010 | 0.017         | 0.025         | 33             | 2.249            | 2.077          | 7.640 | 0.026         | 0.039         |                |                  |                |        |               |               |
| 35             | 2.668            | 2.395          | 10.246 | 0.020         | 0.029         | 35             | 2.046            | 1.874          | 8.396 | 0.024         | 0.036         |                |                  |                |        |               |               |
| 37             | 2.450            | 2.177          | 11.108 | 0.018         | 0.027         | 37             | 2.062            | 1.890          | 8.341 | 0.024         | 0.036         |                |                  |                |        |               |               |
| 39             | 2.555            | 2.312          | 9.504  | 0.021         | 0.032         | 39             | 1.419            | 1.306          | 7.938 | 0.025         | 0.038         |                |                  |                |        |               |               |
| 41             | 2.300            | 2.065          | 10.235 | 0.020         | 0.029         | 41             | 2.581            | 2.411          | 6.595 | 0.030         | 0.045         |                |                  |                |        |               |               |
| 43             | 2.402            | 2.173          | 9.507  | 0.021         | 0.032         | 43             | 2.301            | 2.170          | 5.714 | 0.035         | 0.053         |                |                  |                |        |               |               |
| 45             | 2.073            | 1.894          | 8.662  | 0.023         | 0.035         | 45             | 2.104            | 1.966          | 6.536 | 0.031         | 0.046         |                |                  |                |        |               |               |
| 47             | 2.586            | 2.344          | 9.355  | 0.021         | 0.032         | 47             | 2.912            | 2.749          | 5.605 | 0.036         | 0.054         |                |                  |                |        |               |               |
| 49             | 2.313            | 2.078          | 10.165 | 0.020         | 0.030         | 49             | 3.533            | 3.393          | 3.977 | 0.050         | 0.075         |                |                  |                |        |               |               |
| 51             | 2.274            | 2.026          | 10.895 | 0.018         | 0.028         | 51             | 3.134            | 3.030          | 3.303 | 0.061         | 0.091         |                |                  |                |        |               |               |
| 53             | 2.475            | 2.252          | 8.999  | 0.022         | 0.033         | 53             | 2.831            | 2.739          | 3.239 | 0.062         | 0.093         |                |                  |                |        |               |               |
| 55             | 2.924            | 2.723          | 6.851  | 0.029         | 0.044         | 55             | 2.914            | 2.807          | 3.692 | 0.054         | 0.081         |                |                  |                |        |               |               |
| 57             | 2.667            | 2.498          | 6.362  | 0.031         | 0.047         |                |                  |                |       |               |               |                |                  |                |        |               |               |
| 59             | 2.784            | 2.632          | 5.474  | 0.037         | 0.055         |                |                  |                |       |               |               |                |                  |                |        |               |               |
| 61             | 3.044            | 2.896          | 4.875  | 0.041         | 0.062         |                |                  |                |       |               |               |                |                  |                |        |               |               |
| 63             | 3.828            | 3.689          | 3.652  | 0.055         | 0.082         |                |                  |                |       |               |               |                |                  |                |        |               |               |
| 65             | 2.708            | 2.595          | 4.180  | 0.048         | 0.072         |                |                  |                |       |               |               |                |                  |                |        |               |               |
| 67             | 3.118            | 3.018          | 3.236  | 0.062         | 0.093         |                |                  |                |       |               |               |                |                  |                |        |               |               |
| 69             | 3.700            | 3.607          | 2.497  | 0.080         | 0.120         |                |                  |                |       |               |               |                |                  |                |        |               |               |
| 71             | 3.872            | 3.802          | 1.785  | 0.112         | 0.168         |                |                  |                |       |               |               |                |                  |                |        |               |               |

