

Fish identification photo guide, Zanzibar

Stina Tano 2016

(with the unwavering support of Mariga Eggertsen)



About this guide

Disclaimer

First of all, this document is by no means perfect- I have spent a lot of time trying to correctly identify the fish species herein, but shit happens. Use your own best judgement, and do not hold me responsible for misidentifications.

If you're wondering why some species get way more space than others it is due to one, two or all of these reasons:

1. I have good enough photos to blow them up a bit.
2. There are few species/ I have photos of few species of that particular family.
3. They are freaking awesome fish.

All photos are by S Tano if not stated otherwise.

Also please note that all pictures have been edited, and that some of them, despite this, still suck- it happens, get over it.

All new photo contributions are appreciated

Secondly- this is supposed to be a "living document", which basically means that **any contributions** you would like to make **are very welcome**. If you have photos, either of new species, or just ones that better represent the species- please send them and I will add your photos (and also your name next to them, as well as any other information you find useful).

The english names used herein are taken from Fishbase. As English names may vary quite a lot, I would strongly recommend using the latin names.

Families found herein:

Acanthuridae	Microdesmidae
Antennaridae	Monacanthidae
Apogonidae	Monodactylidae
Aulostomidae	Mullidae
Balistidae	Muraenidae
Blennidae	Nemipteridae
Caesionidae	Ophichthidae
Carangidae	Ostraciidae
Centriscidae	Pempheriidae
Chaetodontidae	Pingupedidae
Cirrhitidae	Platycephalidae
Clupeidae	Plotosidae
Congridae	Pomacanthidae
Dactylopteridae	Pomacentridae
Dasyatidae	Priacanthidae
Diodontidae	Scaridae
Echeneidae	Scorpaenidae
Ephippidae	Serranidae
Fistulariidae	Siganidae
Gerreidae	Soleidae
Gobiidae	Solenostomidae
Haemulidae	Sphyracnidae
Holocentridae	Synanceiidae
Kyphosidae	Syngnathidae
Labridae	Synodontidae
Lethrinidae	Tetraodontidae
Lutjanidae	Zanclidae
Malacanthidae	

Acanthuridae



Acanthurus leucosternon
Powderblue surgeonfish
Semi-common.



Acanthurus lineatus
Lined surgeonfish

Fishbase says it can be found in Tanzania, but I have never seen it there. Picture is from Bali.



Acanthurus nigrofuscus
Brown surgeonfish
Quite common.

Spot at rear base of dorsal fin larger than spot at rear base of anal fin. Caudal fin and hind parts of dorsal and anal fin commonly purple, anterior part of dorsal fin commonly orange. Spots on face commonly either yellow or darker than background colour.




Acanthurus triostegus
Convict surgeonfish

Quite common on the East Coast of Zanzibar.
Yellow with black stripes.



Acanthuridae



Acanthurus thompsoni

Thompson's surgeonfish

Body uniformly dark/brown, white caudal fin. Face profile very round.



Acanthurus xanthopterus

Yellowfin surgeonfish

Yellow mask over eyes, outer part of pectoral fin yellow, caudal fin base white.



Ctenochaetus binotatus

Twospot surgeonfish

Quite common.

Spots on face and stripes on body lighter than body colour. Adults have blue ring around the eye.



Acanthuridae



Ctenochaetus striatus

Striated surgeonfish

Quite common.

Orange spots on head, striations along body, no spots on rear base of dorsal or anal fin. Edges of dorsal and anal fins dark, rear part of caudal fin dark.

Ctenochaetus truncatus

(below)

Indian gold-ring bristle tooth

Yellow ring around eye, small white spots on body, pectoral fins yellow.

Common.

Sometimes confused with *C. strigosus*, which likely is not found around Zanzibar.



Acanthuridae




Naso brachycentron
Humpback unicornfish



Naso brevirostris
Spotted unicornfish
Juveniles are grey with white tail and tiny little nose and may be found in large schools in shallower waters than adults.



Naso unicornis
Bluespine unicornfish



Acanthuridae



Paracanthus hepatus
Palette surgeonfish



Zebrasoma desjardini
Indian sail-fin surgeonfish



Larger juvenile to the left (picture by Maria Eggertsen), smaller juvenile to the right



Zebrasoma scopas
Twotone tang
Very common.

Antennaridae



Antennarius pictus

Painted frogfish

According to everybody else it is probably not that uncommon, according to me it is extremely rare. Seen it once- and not for lack of trying!

Picture below is the same fish from the back.



Histrio histrio

Sargassumfish

Tip of the day: the eye is in the upper left corner of the yellow bundle that is the fish.

Picture by Maria Eggertsen

Apogonidae



Apogonichthyoides taeniatus

Twobelt cardinal

Common in shallow areas with algae and rubble.



Archamia fucata

(*Taeniamia* on Fishbase, but WoRMS does not recognize that name)

Orangelined cardinalfish

Common.



Archamia mozambiquensis

(below) (same here- FB: *Taeniamia*)

Mozambique cardinalfish

Apogonidae



Cheilodipterus arabicus

Tiger cardinal

Common.

White band and black band or spot on caudal peduncle.



Cheilodipterus artus

Wolf cardinalfish

Reddish/brownish stripes, dark caudal fin base



Cheilodipterus macrodon

Large toothed cardinalfish

May resemble C. Artus, but stripes are broader and darker, and caudal fin base is white



Cheilodipterus persicus

Persian cardinalfish

Common.

Stripes vary in width and strength, yellow caudal fin base with black spot.

Apogonidae



Cheilodipterus quinquelineatus

Five-lined cardinalfish

Very common.

Five narrow dark lines, yellow caudal fin base with small spot.



Ostorhinchus apogonoides

Short-tooth cardinal

Likely juveniles

Adults reddish/yellow with rows of light blue spots on body, juveniles pale with short bright lines through the eyes.



Ostorhinchus aureus

Ring-tailed cardinalfish

Blackish stripe bordered by blue lines runs through eye and black bar around caudal peduncle in all life phases.



Ostorhinchus cookii

Cook's cardinalfish

Very common.

5-6 dark stripes, whereof the one from the upper part of eye is incomplete, and with dark spot on caudal fin base.

Apogonidae



Ostorhinchus cyanosoma

Yellowstriped cardinalfish

6 yellow/orange lines, with the line from upper part of eye incomplete.



Ostorhinchus nigripes

Blackfoot cardinal



Pristiapogon kallopterus

Iridescent cardinalfish

Brownish/reddish with apparent scales, anterior part of dorsal fin yellow, dark spot at caudal finbase and dark band through eye.



Zoramia leptacantha

Threadfin cardinalfish

Common.

Whitish with short orange bars on anterior part of body, blue eyes and tall pointed first dorsal fin.



Aulostomidae



Aulostomus chinensis

Chinese trumpetfish

Common.

Can also be completely yellow.



Juvenile
Picture by
Maria
Eggertsen



Balistidae



Balistapus undulatus
Orange-lined triggerfish
Greenish with orange lines
and orange caudal fin.



Balistoides viridescens
Titan triggerfish



Picture by Maria Eggertsen



Melichthys indicus
Indian triggerfish
White line around caudal fin
and at the base of dorsal and
anal fin.



Odonus niger
Red-toothed triggerfish
Blue with lighter caudal fin
with long tapered edges.

Balistidae



Rhinecanthus aculeatus

White-banded triggerfish

White bands run around 45 degree angle at ventral sides of body.

Picture by Maria Eggertsen



Sufflamen bursa

Boomerang triggerfish

Two lines radiating from pectoral fin base, and can be dark/greenish to yellow.



Sufflamen chrysopteron

Halfmoon triggerfish

Stripe from eye can be black to yellow, and caudal fin may be tan to yellow.



Blenniidae



Exallias brevis
Leopard blenny



Meiacanthus mossambicus
Mozambique fangblenny
Common.



Petroscirtes mitratus
Floral fangblenny
Not common/ not commonly
seen.



Blenniidae



Plagiotremus rhinorhynchos
Bluestriped fangblenny
Adults yellow to black with two
bluish stripes along body.



Plagiotremus tapeinosoma
Piano fangblenny



Caesionidae



Caesio caerulaurea
Blue and gold fusilier



Caesio xanthalytos
Goldsash fusilier



Caesio xanthonota
Yellowback fusilier



Pterocaesio marri
Marr's fusilier

Carangidae



Caranx melampygus
Bluefin trevally




Centriscidae

Aeoliscus punctulatus

Speckled shrimpfish

Not common/ not commonly seen:

Seen it twice, both times in Menai Bay.



Chaetodontidae

Beautiful and colourful family, with most species very easily recognizable, and for once colour is key. Commonly swims in mated pairs.

Note: If someone could please extend the species list with *Chaetodon ulietensis* and *C. unimaculatus*, and add an adult of *C. vagabundus* it would be great.



Chaetodontidae



Chaetodon auriga
Threadfin butterflyfish
Large dark spot on posterior of dorsal fin.



Juvenile



Chaetodon bennetti
Bluelashed butterflyfish
Blue stripes separates it from *C. zanzibarensis*.



Chaetodon falcula
Blackwedged butterflyfish
Two black wedges from dorsal fin.



Chaetodon guttatissimus
Peppered butterflyfish
Common.

Chaetodontidae



Chaetodon kleinii
Sunburst butterflyfish
Common.



Chaetodon lineolatus
Lined butterflyfish
Vertical lines and posterior dorsal area with dark fairly distinct band.



Chaetodon lunula
Raccoon butterflyfish



Chaetodon madagaskariensis
Seychelles butterflyfish

Chaetodontidae



Chaetodon melannotus

Blackback butterflyfish

Common.

45 degrees lines with diffuse darker area posteriorly below dorsal fin.



Juvenile



Chaetodon meyeri

Scrawled butterflyfish

Common.



Chaetodon trifascialis

Chevron butterflyfish

Common.

Chaetodontidae



Chaetodon trifasciatus
Melon butterflyfish
Very common.



Juvenile



Chaetodon vagabundus
Vagabond butterflyfish
Juvenile

Adults have yellow tail with black stripe and more restricted black band



Chaetodon xanthocephalus
Yellowhead butterflyfish
Not common/ not commonly seen.

Chaetodontidae



Chaetodon zanzibarensis
Zanzibar butterflyfish



Forcipiger flavissimus
Longnose butterflyfish
Common.



Hemitaurichthys zoster
Brown-and-white butterflyfish
Not common/not commonly seen.

Chaetodontidae



Heniochus acuminatus
Pennant coralfish
Banner long and tapering, head
white with small dark band over
eyes.



Heniochus monoceros
Masked butterflyfish
Head black

Picture below by Maria
Eggertsen



Cirrhitidae

Fantastic colourful fish, commonly seen lying around on corals or rocks, which makes them awesome to take photos of.
Protogynous hermaphrodites.



Cirrhitidae



Cirrhitichthys oxycephalus

Coral hawkfish

Variable in colour, but commonly reddish, with dark blotches in horizontal rows.



Paracirrhites arcatus

Arc-eye butterflyfish

Distinctive ring around and behind the eye.



Paracirrhites forsteri

Blackside hawkfish

Common.

Dark band from head to caudal peduncle, and dark reddish spots on the head. Juveniles are red dorsally and white ventrally.



Juvenile

Clupeidae

Very difficult to identify from pictures.



Herklotsichthys quadrimaculatus?

Bluestripe herring

Identification uncertain.

Congridae




Heteroconger hassi

Spotted garden-eel

The large dark blotches separates it from other garden eels than could be found in the area.

Dactylopteridae



Dactyloptena orientalis

Oriental flying gurnard

Not common/ not commonly seen.

Dasyatidae



Neotrygon kuhlii

Blue-spotted stingray


Blue spots centered dorsally, angular disc, black and white stripes distally on tail.



Taeniura lymma (below)

Ribbontail stingray

Rounded yellowish disc with scattered bright blue spots.



Diodontidae



Diodon liturosus

Black-blotched porcupinefish
Distinct black blotches on body, which is yellowish in colour.



Diodon hystrix

Spot-fin porcupinefish
Tan with many small dark spots on body and fins.

Echeneidae



Echeneis naucrates

Live sharksucker

Ephippidae




Large juvenile

Platax orbicularis

Orbicular batfish

Juveniles brownish with spots and blotches, subadults and adults have dark edges of anal and dorsal fin and may have small dark spots on body.



Small subadult



Adult



Large subadult

Ephippidae



Platax teira

Longfin batfish

Juvenile

Juveniles with very long anal and dorsal fins, adults with humped head, and a black blotch below pectoral fin base.

Note the rounded part of the black stripe, just above and behind the pelvic fin in both juvenile and subadult- this is the black blotch, which gets more obvious in adults. Also note that the black stripe from the dorsal to the anal fin is much wider and closer to the stripe ahead than in *P. orbicularis*.



Subadult

Fistulariidae



Fistularia commersonii
Bluespotted cornetfish

Gerreidae



Gerres oyena

Common silver-biddy

Common (but difficult to get a good picture of apparently...)



Gobiidae



Amblyeleotris aurora

Pinkbar goby

Yellow caudal fin with red markings, brown or red band at corner of mouth.




Amblygobius albimaculatus

Butterfly goby

Common.

Female with dark band from mouth to upper operculum.



Male with three small spots on base of large dorsal fin and dark spot behind operculum approximately above pectoral fin.



Asterropteryx ensifera

Miller's damsel

Very tiny little fish, so far only seen in areas with algal growth
Dark with tiny blue spots all over.

Gobiidae



Bryaninops yongei

Whip coral goby

Dorsal half seethrough, with dark bars.



Cryptocentrus lutheri

Luther's prawn-goby

Note white bands and small blue spots on body.



Gobiidae



Gnatholepis cauerensis

Eyebar goby

Common.

Note dark stripe from top of eye far down over cheek.

Colour very variable.



Valenciennea helsdingeni

Twostripe goby

Pale with two brown stripes.

Picture by Maria Eggertsen



Valenciennea sexguttata

Sixspot goby

Bright/bluish spots on cheek,
dark spot on dorsal fin.

Picture by Maria Eggertsen

Haemulidae




Diagramma pictum

Painted sweetlips

Common.

Indistinct stripes (45 degrees) on ventral side, small dark spots common on dorsal side.



Juvenile

Picture by Maria Eggertsen



Plectorhinchus gaterinus

Blackspotted rubberlip

Common

Adults have spots on body and dorsal and caudal fin, which are yellow.

Picture by Maria Eggertsen



Juveniles are striped and with the stripes fading out and becoming spots as they age.

Haemulidae



Plectorhinchus vittatus
Indian Ocean oriental sweetlip
Adults are striped with spotted
dorsal, caudal and anal fins.

Younger juvenile
Picture by Maria Eggertsen



Older juvenile



Adult

Holocentridae



Myripristis kuntee

Shoulderbar soldierfish
Dorsally reddish, ventrally silver, anterior part of dorsal fin yellow while remaining fins are red. Smaller scales than other similar species.



Myripristis murdjan

Pinecone soldierfish
Common.
Reddish/pinkish with all fins red. Larger and more prominent scales than *M. kuntee*.



Neoniphon argenteus

Clearfin squirrelfish
Silvery, scales commonly has small dark spots in the center resulting in "stripes" along body.

Holocentridae



Sargocentron caudimaculatum
Silverspot squirrelfish
Red with white-edged scales, white spot at dorsal part of caudal peduncle, but it appears common that the entire caudal peduncle and posterior body is white.



Sargocentron diadema
Crown squirrelfish
Common.
Broad red stripes on body, two white stripes on opercle.



Sargocentron melanospilos
Blackblotch squirrelfish
Black spot at base of posterior dorsal fin, faint black spot at caudal fin base and anal fin base.



Kyphosidae



Kyphosus bigibbus
Brown chub



Kyphosus cinerascens
Blue sea chub

Labridae



Anampses meleagrides
Spotted wrasse

Female



Anampses twistii
Yellowbreasted wrasse
Common.



Juvenile



Bodianus anthioides
Lyretail hogfish

Juvenile



Labridae



Bodianus axillaris
Axilspot hogfish
Common.



Bodianus bilunulatus
Tarry hogfish
Adults pinkish/reddish with large
black saddle dorsally in front of tail.



Subadult/ large juvenile



Small juvenile

Labridae



Bodianus diana

Diana's hogfish

Usually reddish with a number of yellow blotches dorsally on body.



Cheilinus fasciatus

Redbreasted wrasse

Adults commonly with broad red band behind the eyes.

Juvenile



Cheilinus oxycephalus

Snooty wrasse

Small whitish spots on body and head, brownish/reddish in colour with dark stripes from the eyes.

Red eye can occur, as well as more or less obvious dark spots along posterior part of midline.

Labridae



Cheilinus trilobatus

Tripletail wrasse

Common.

Vertical red/orange line on each scale, small red spots and lines on head and anteriorly on ventral side, while vertical whitish bands are common on fins, body and caudal peduncle. Large adults have "trilobed caudal fins", see picture below.



Large adult



Cheilinus undulatus

Humphead wrasse

Adults have prominent foreheads and thick lips.

Subadult



Juveniles are greenish/whitish with dark stripe-like spots on scales forming indistinct bands vertically.

Labridae



Cheilio inermis

Cigar wrasse

Very common.

May also be uniformly coloured with bright blotch on side.

Juveniles below.



Cirrhilabrus exquisitus

Exquisite wrasse

Large oval black spot on caudal peduncle.

Male



Juvenile/ Female has white spot on nose.

Labridae



Coris aygula

Clown coris

Adults dark with white band, juveniles have orange blotches below dorsal fin and black spots on dorsal fin.

Subadult



Coris caudimacula

Spottail coris

Common.

Females have intersecting brighter stripes horizontally and vertically almost forming squares.



Males have pink stripes and can have broad darker bars between them.



Coris formosa

Queen coris

Females have dark spots and red and white caudal fin (left), while males have brighter vertical bars on



Juvenile

Labridae



Epibulus insidiator

Sling-jaw wrasse

Colour of adults variable between bright yellow and dark greyish with red/orange/yellowish blotch dorsally behind the head. Scales have a dark vertical bar, which is mostly visible in the brightly coloured morphs. The jaw of this fish is protrusible when feeding.



Large juveniles can have a bright yellow spot dorsally behind head, while small juveniles have thin white vertical stripes.



Gomphosus caeruleus

Green birdmouth wrasse

Very common.

Males dark blue, while females are grey dorsally and lighter ventrally.



Left: Female

Right: Juvenile

Labridae



Halichoeres cosmetus

Adorned wrasse

Pink to orangeish yellow horizontal stripes.

Females and juveniles have two distinct dark ocelli with light edges on dorsal fin. Ocelli large in juveniles and gradually decreases in size.

The horizontal lines on females has indistinct interruptions posteriorly.

Males have lost the spots on dorsal fin and the interruptions of horizontal lines have become distinct.



Juvenile

Labridae



Halichoeres hortulanus

Checkerboard wrasse

Common.

Small juveniles have black and white body, and one large dark ocelli with light edges on dorsal fin.



In older juvenile the size of ocelli decreases with age and adult colouration fills in gradually.



Female?



Male TP

Labridae



Halichoeres iridis

Yellow head and reddish brown body, with white dorsal fin.



Juvenile similar in colouration with two large dark light edged ocelli on dorsal fin.



Halichoeres nebulosus

Nebulous wrasse

Males have pink stripe beneath the eye, while both sexes have one dark white-edged ocellus in the center of dorsal fin.

Halichoeres nigrescens

(below)

Bubblefin wrasse



Labridae



Halichoeres scapularis

Zigzag wrasse

Juveniles with black zig-zag stripe edged by yellow, with the yellow continuing through eye and out on nose. Black stripe becomes more "zig-zagged" in females.




Males are whitish green, with pink zig-zag stripe and black blotch along stripe, and commonly distinct pink markings of face.



Hemigymnus fasciatus

Barred thicklip

Females with vertical stripes of approximately even width and commonly orangeish caudal fin.



Males with vertical stripes tapering dorsally, and posterior stripes become narrower than in females and may disappear. Caudal fin generally the same as dominant body colour.



Left: Alternate colouration



Right: Juvenile Green with yellow vertical stripes.

Labridae



Hemigymnus melapterus
Blackeye thicklip

Juveniles/Subadults with vertical/diagonal white stripe and posterior body black, with yellow tail.



Larger specimens loses yellow tail and lips become very pronounced.

Males become dark green with light blueish head.

Labridae



Hologymnus annulatus

Ring wrasse

Juveniles black with yellow horizontal stripes.

Larger specimens become black (females) or green with whitish vertical band in the middle of body (males).



Hologymnus doliatus

Pastel ring wrasse

Small juvenile



Larger juvenile

Juveniles white with red horizontal stripes.

Larger animals pinkish to bluish with pink vertical stripes (females) and males blue with a broad whitish band flanked by darker areas behind head and pectoral fin.

Labridae



Labrichthys unilineatus

Tubelip wrasse

Fairly common.

Mouth very squared off in shape.

Females dark with barely visible horizontal stripes.



Males dark with whiteish/yellowish blotch/band behind pectoral fin.



Juveniles have 2 horizontal white stripes.



Labroides bicolor

Bicolor cleaner wrasse

Adults blue anteriorly, yellow posteriorly, with black markings on body and black band on caudal fin.



Juveniles commonly white with black margins and black horizontal stripe through eye, and yellow tail.

Labridae



Labroides dimidiatus
Bluestreak cleaner wrasse
Very common.
Juvenile below

Terminal mouth distinguishes
from *Aspidontus taeniatus*.



Labropsis xanthonota
Yellowback tubelip
Not common/ Not commonly
seen.

Labridae



Macropharyngodon bipartitus
Rare wrasse



Females red with dark blotch ventrally around pectoral fin, and white to blue spots and irregular bands on body, dorsal and anal fins.



Males with green to blue horizontal stripes along anterior part of body.

Labridae



Novaculichthys taeniorus
Rockmover wrasse
Not common/ Not commonly
seen.

Juveniles greenish to brown with
white markings and long first two
dorsal spines.



Adults (below) with light grey
head, dark body, with light edged
scales, and white band on caudal
fin.



Oxycheilinus bimaculatus
Two-spot wrasse
Fairly common.
Colour variable. Males with
rhomboid shaped caudal fin with
long filament at top edge.
Younger fish (below) with broad
dark horizontal band.



Labridae



Oxycheilinus digramma

Cheeklined wrasse

Common.

Colour variable, diagonal stripes on cheek.



Oxycheilinus orientalis

Oriental maori wrasse

Indistinct narrow vertical white bands, as well as horizontal bands. Great description at FB.



Juvenile



Pseudocheilinus evanidus

Striated wrasse

Reddish with orange-red eyes, yellow mouth and white line from corner of mouth.

Labridae



Pseudocheilinus hexataenia

Sixline wrasse

Juvenile



Adult



Pseudodax moluccans

Chiseltooth wrasse

Brownish-reddish with yellow mouth and blue line from corner of mouth, visible scales, white band on caudal fin which has a blue edge.



Pteragogus cryptus

Cryptic wrasse

Light/yellow-edged spot on gill cover, white line from top of eye.



Labridae



Pteragogus flagellifer

Cocktail wrasse

Common.

Colour and pattern variable, but commonly brighter vertical stripes below eye. Males have filaments from anterior dorsal fin spines.



Labridae



Stethojulis albovittata

Bluelined wrasse

Fairly common.

Small juvenile



Females grey with numerous small white spots dorsally and a red axil spot.



Males dark (pinkish-greenish) dorsally and white-bluish ventrally, with line emanating from center of eye reaching approximately above pectoral fin base.

Labridae

Stethojulis strigiventer

Three-ribbon wrasse

Common.

Juvenile (?)



Females (also below) orange/pink dorsally, white ventrally, where numerous stripes can be seen.

Males with blue line from top of eye to tail, and no line from center of eye (as compared to *S. albovittata*).



Labridae

Thalassoma amblycephalum
Blunthead wrasse

Juveniles white with black stripes and orange at the base of caudal fin. (also at bottom of page)

Females dark/greyish dorsally, white ventrally.

Males brightly coloured, with a yellowish/greenish band behind head.
(Corner photo by Maria Eggertsen)



Labridae



Thalassoma hardwicke

Sixbar wrasse

Common.

Colouration fairly similar but becomes more intense with size.

Juveniles



Subadult? (left)

Adult (below)



Labridae

Thalassoma hebraicum

Goldbar wrasse

Very common.

Juveniles brownish dorsally, light ventrally, with white horizontal stripe from snout to tail, bordered by indistinct darker line, and commonly a bright line above eye. Adults with red head and diagonal yellow stripe.



Labridae



Thalassoma lunare
Moon wrasse

Juveniles orangeish dorsally, white ventrally with white tail. Spot in the centrally in dorsal fin and at caudal fin base.

As they grow the body becomes greenish and pink stripes appears on face.



Adults of differing colour morphs




Lethrinidae



Gnathodentex aureolineatus
Striped large-eye bream



Gymnocranius griseus
Grey large-eye bream



Lethrinus harak
Thumbprint emperor



Lethrinus obsoletus
Orange-striped emperor

Lethrinidae



Monotaxis grandoculis
Humprnose big-eye bream

Juvenile



Subadult



Adult
Photo by Maria Eggertsen

Lutjanidae



Lutjanus fulviflamma
Dory snapper



Lutjanus gibbus
Humpback red snapper



Lutjanus kasmira
Common bluestripe snapper



Lutjanidae



Lutjanus lutjanus
Bigeye snapper



Lutjanus monostigma
One-spot snapper



Macolor niger
Black and white snapper
Juvenile
Picture by Maria Eggertsen

Malacanthidae



Malacanthus brevirostris

Quakerfish

Not common, only seen it once, in a sandy area at Mnemba

Microdesmidae



Nemateleotris magnifica
Fire goby



Ptereleotris evides
Blackfin dartfish



Juveniles

Monacanthidae



Aluterus scriptus

Scribbler leatherjacket filefish



Cantherhines pardalis

Honeycomb filefish

Common.



Monacanthidae

Oxymonacanthus longirostris
Harlequin filefish



Paraluteres prionurus
False puffer



Juvenile



Monacanthidae




Pervagor janthinosoma

Blackbar filefish

Commonly looks darker, good light needed to see all colours.

Monodactylidae



Monodactylus argenteus
Silver moony

Mullidae



Mulloidichthys vanicolensis
Yellowfin goatfish



Parupeneus barberinus
Dash-and-dot goatfish
Common.



Parupeneus cyclostomus
Gold-saddle goatfish



Parupeneus indicus
Indian goatfish

Mullidae



Parupeneus macronemus

Long-barbel goatfish

Common.

Variable in colour, lighter morph can be confused with *P. barberinus*.

If black stripe ends in pale area in front of caudal fin and there is a dark base of second dorsal fin it is *P. macronemus*.



Parupeneus pleurostigma

Sidespot goatfish




Parupeneus rubescens

Rosy goatfish

Mullidae

Upeneus oligospilus
Short-fin goatfish



Muraenidae



Echidna nebulosa

Starry moray

Fairly common in shallow weedy areas.



Gymnomuraena zebra

Zebra moray



Muraenidae



Gymnothorax favagineus
Laced moray



Gymnothorax flavimarginatus
Yellow-edged moray


Muraenidae



Gymnothorax griseus
Geometric moray



Gymnothorax meleagris
Turkey moray



Muraenidae




Gymnothorax pictus
Paintspotted moray



Gymnothorax richardsonii
Richardson's moray

Muraenidae



Gymnothorax undulatus
Undulated moray



Rhinomuraena quaesita
Ribbon moray

Juvenile

Adults are blue with yellow stripe,
but I have so far never seen one in
Zanzibar.



Nemipteridae



Scolopsis ghanam

Arabian monocle bream

Very common.



Scolopsis vosmeri

Whitecheek monocle bream

Not common/ Not commonly seen.

Ophichthidae



Myrichthys colubrinus
Harlequin snake eel



Myrichthys maculosus
Tiger snake eel



Ostraciidae



Lactoria cornuta
Longhorn cowfish



Ostraciidae



Lactoria fornasini

Thornback cowfish

Horn also on top of back.

Bright yellow morph below:

Picture by Maria Eggertsen



Ostracion cubicus

Yellow boxfish



Juvenile

Ostraciidae



Ostracion meleagris
Whitespotted boxfish
Juvenile



Female



Male

Pempheridae



Pempheris adusta
Dusky sweeper
Common.



Pempheris vanicolensis
Vanikoro sweeper
Common.

Pinguipedidae

Parapercis hexophtalma

Speckled sandperch

Very common.

Male

Female



Female



Male

Platycephalidae

Papilloculiceps longiceps
Tentacled flathead



Photo by Maria Eggertsen




Plotosidae



Plotosus lineatus
Striped eel catfish



Juvenile



Pomacanthidae



Apolemichthys trimaculatus
Threespot angelfish



Centropyge bispinosa
Twospined angelfish



Centropyge multispinis
Dusky angelfish
Fairly common.

Pomacanthidae



Genicanthus caudovittatus
Zebra angelfish
Not common/ Not commonly
seen
Female



Male




Pomacanthus imperator
Emperor angelfish



Juvenile

Pomacanthidae



Pomacanthus semicirculatus
Semicircle angelfish

Juvenile



Subadult



Adult



Pygoplites diacanthus
Regal angelfish

Pomacentridae



Abudefduf sexfasciatus
Scissortail sergeant
Very common.



Abudefduf sordidus
Blackspot sergeant
Not common/ Not commonly seen.



Abudefduf sparoides
False-eye sergeant
Very common.



Abudefduf vaigiensis
Indo-Pacific sergeant
Very common.



Pomacentridae



Amblyglyphidodon leucogaster
Yellowbelly damselfish
Common.



Amphiprion akallopisos (Below)
Skunk clownfish
Common.



Pomacentridae



Amphiprion allardi
Two-bar anemonefish
Common.

Adult



Juvenile



Chromis atripectoralis
Black-axil chromis

Pomacentridae



Chromis fieldi
Two-tone chromis
Common.



Chromis lepidolepis
Scaly chromis
Dark spots on end of v-shaped caudal fin, dark outer edge of anal fin and dorsal fin. Vertical stripe in eye.
Common.



Chromis nigrura
Blacktail chromis
Common.



Pomacentridae



Chromis opercularis
Doublebar chromis

Juveniles



Adult



Chromis ternatensis
Ternate chromis
Common.



Pomacentridae



Chromis weberii

Weber's chromis

Common.

Large scales, commonly with dark edges, vertical dark stripe on operculum and vertical stripe through eye, swallow-shape caudal fin with dark spots distally.



Chromis viridis

Blue green damsel

Very common.



Pomacentridae



Chromis xutha
Buff chromis



Chrysiptera annulata
Footballer demoiselle
Common.



Chrysiptera biocellata
Twinspot damsel
Common.



Juvenile
Photo by Maria
Eggertsen

Pomacentridae



Chrysiptera unimaculata

Onespot demoiselle

Very common.

Juvenile very similar to *C. biocellata*, difficult to tell apart.



Dascyllus aruanus

Whitetail dascyllus

Very common.



Dascyllus reticulatus

Reticulate dascyllus

Common.

Pomacentridae



Dascyllus trimaculatus
Threespot damselfish
Common.



Pomacentridae



Lepidozygus tapeinosoma
Fusilier damselfish



Neoglyphidodon melas
Bowtie damselfish

Juvenile



Adult



Neopomacentrus taeniurus
Freshwater demoiselle



Plectroglyphidodon dickii
Blackbar devil
Tail can also be white

Pomacentridae



Plectroglyphidodon lacrymatus
Whitespotted devil
Common.
Blue spots get more diffuse with age



Plectroglyphidodon johnstonianus
Johnston Island damsel



Pomacentridae



Pomacentrus baenschii
Baensch's damsel



Pomacentrus caeruleus
Caerulean damsel



Pomacentrus pavo
Sapphire damsel
Common.



Pomacentrus sulfureus
Sulphur damsel
Common.

Pomacentridae



Pomacentrus trichrourus

Paletail damsel

Tail can also be white. Note dark spot behind eye and the sharp line between tail colour and body.



Pomacentrus trilineatus

Threeline damsel

Note blue spot behind eye and blue edge of dorsal fin. Body colour fades into light tail.



Stegastes nigricans

Dusky farmerfish

Common.

Note orange eye

Juvenile



Adult

Priacanthidae



Priacanthus blochii

Paeony bulleye

/ hamrur?

Moontail bullseye

Scaridae

Parrotfish

Scaridae is one of those families where identification can be difficult. Certain species, e.g. *Chlorurus sordidus*, can be extremely variable in colouration. For most of these species this guide does not contain all phases, and for some the juvenile phase is not at all clear.

Basically, what I'm saying is: Proceed with care when identifying parrotfish.

And when you get good pictures of any of the phases: Please send them, and I will update this guide!

Scaridae



Calotomus viridescens
Viridescent parrotfish



Cetoscarus bicolor
Bicolour parrotfish

Juvenile



Chlorurus atrilunula
Bluemoon parrotfish

Scaridae



Chlorurus sordidus

Daisy parrotfish

Very common.

Extremely variable colouration

Juvenile (one morph)



Female



Female



Female



Male



Male



Scaridae



Chlorurus strongylocephalus
Steephead parrotfish

Female (orange) in the back, male in front.



Picture by Maria Eggertsen



Leptoscarus vaigiensis
Marbled parrotfish
Very common.

Small juveniles



Larger juvenile

Adult



Scaridae



Scarus falcipinnis
Sicklefin parrotfish
Juvenile



Scarus frenatus
Bridled parrotfish

Juvenile



Female (IP)



Scarus ghobban
Blue-barred parrotfish
Common.

Females (IP)



Scaridae



Scarus niger
Dusky parrotfish

Young juvenile – white tail,
small white spots in rows



Larger juvenile – rows of white
spots become more prominent,
white tail is lost



Female (IP) – horizontal stripes,
prominent red mouth

Male (TP) – Dark colour, prominent
red mouth, commonly bluish outline
of caudal, anal and hind parts of
dorsal fin. Bright stripe behind eye
can be present.



Scaridae



Scarus scaber

Fivesaddle parrotfish

Juvenile



Female (IP)- similar to juveniles, but may have a dark band through or behind the eye.

(Males are turquoise/green with darker cap covering the head down below the eye, and approximately as far back as the first dark lines on the females.)



Scarus tricolor

Tricolour parrotfish

Female (IP) – Yellow/orange anal fin, red caudal fin, prominent teeth and commonly a lighter patch between the eyes.

Scorpaenidae

Truly amazing fish, all of them! And scorpionfish is one of the many many good reasons to *really* look before taking any samples in seaweed areas...



Scorpaenidae



Dendrochirus biocellatus

Two-spot turkeyfish

(even though this one has three spots)

Not common/ Not commonly seen.

Cannot be confused with any other species.



Dendrochirus brachypterus

Shortfin turkeyfish

Not common/ Not commonly seen.



Scorpaenidae



Pterois antennata

Broadbarred firefish

Serrated eye tentacle with many dark bands, adults with dark almost bluish spots near base of pectoral fins.



Scorpaenidae



Pterois miles

Devil firefish

Very common.

Juveniles/sudadults can be light or dark. Striation of dorsal rays come with age, and eye tentacle may be lacking in older individuals. Small dark spots on caudal, anal and second dorsal fin, which becomes more pronounced with age.



Scorpaenidae



Pterois radiata

Radial firefish

Broad red bands, no spots on pectoral fins, non-serrated eye-tentacle with one white lengthwise stripe and horizontal white stripes on the base of the tail.


Not common.



Scorpaenopsis oxycephalus

Tassled scorpionfish

Quite common on coral reefs. Adults with numerous tassels around lower jaw, large difference in length between first and second ray of dorsal fin, snout very long, highly variable in colour.



Scorpaenidae

Scorpaneopsis venosa

Raggy scorpionfish

Common in shallow weedy areas.


First three dorsal spines increase gradually in length, and snout short and steeper, as compared to *C. oxycephala*. Light blue ocelli may be seen on the body (example below).

Juvenile

Subadult

Adult (bottom left)

Blue ocelli (bottom right)



Scorpaenidae



Sebastapistes cyanostigma
Yellowspotted scorpionfish
Usually found in branching corals.



Only seen them in shallow areas in Matemwe, but they probably occur also in other locations on the East Coast of Zanzibar.

Scorpaenidae



Taenianotus triacanthus

Leaf scorpionfish

Quite common on coral reefs.

Colour extremely variable.



Serranidae



Aethaloperca rogae
Redmouth grouper



Anyperodon leucogrammicus
Slender grouper



Belonoperca chabanaudi
Arrowhead soapfish
Not common/ Not commonly
seen.

Serranidae



Cephalopholis argus
Peacock hind



Cephalopholis boenak
Chocolate hind
Quite common.



Cephalopholis sexmaculata
Sixblotch hind
Six dark saddles: 4 squarish below dorsal fin, 2 on caudal peduncle, whereof the posterior is about half the width of the anterior.



Epinephelus caeruleopunctatus
Whitespotted grouper



Serranidae



Epinephelus fasciatus
Blacktip grouper



Epinephelus flavocaeruleus
Blue-and-yellow grouper



Epinephelus macrospilus
Snubnose grouper

Serranidae



Epinephelus malabaricus
Malabar grouper



Epinephelus merra
Honeycomb grouper
Quite common.



Epinephelus ongus
White-streaked grouper



Grammistes sexlineatus
Goldenstriped soapfish



Serranidae



Nemanthias carberryi
Threadfin anthias



Plectropomus laevis
Blacksaddled coral grouper
Picture by Maria Eggertsen



Pseudanthias evansi
Yellowback anthias



Serranidae



Pseudanthias squammipinnis
Common.



Siganidae



Siganus luridus
Dusky spinefoot



Siganus stellatus
Brown-spotted spinefoot



Juvenile

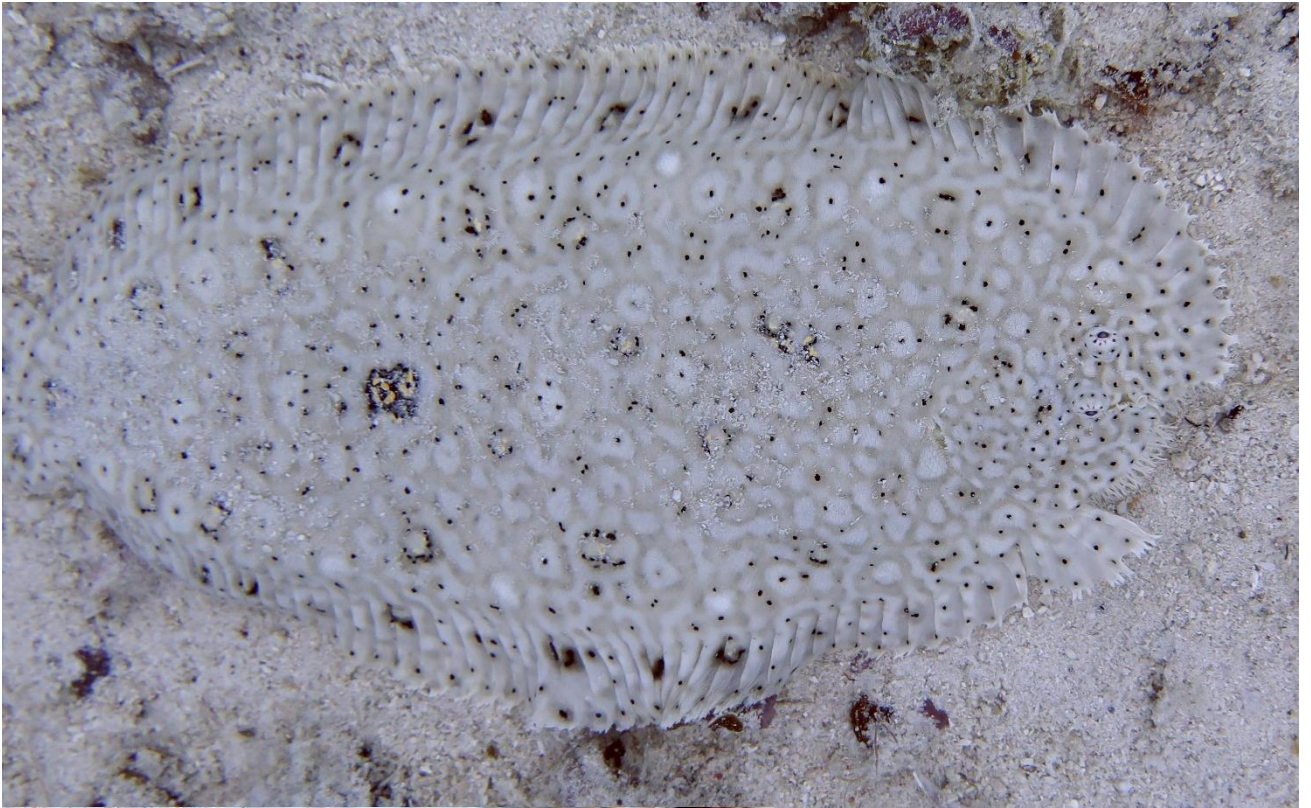


Siganus sutor
Shoemaker spinefoot
Common.



Juvenile

Soleidae



Paradachirus marmoratus
Finless sole

Solenostomidae



Solenostomus cyanopterus
Ghost pipefish

Sphyraenidae



Sphyraena flavicauda

Yellowtail barracuda

Officially worst picture ever...

Synanceiidae



Synanceia verrucosa

Stonefish

Stepped on by Maria Eggertsen (which is not recommended as they have poisonous spines in their dorsal fin).

Syngnathidae

To be honest, some of these are awfully difficult to identify. For *Corythoichthys* I have chosen to go by Dawson (1977) for identification.

Dawson, C E. Review of the pipefish genus *Corythoichthys* with description of three new species. *Copeia*. 1977:2, 295-338.

Syngnathidae



Corythoichthys flavofasciatus
Network pipefish



Corythoichthys intestinalis
Scribbled pipefish
Common.
Dark spots above inferior ridge
(along the tummy side), and on
dorsal ridge.



Syngnathidae



Corythoichthys schultzii
Schultz's pipefish



Halicampus spinirostris
Spynsnout pipefish
Pale blotchy bars on back,
short snout.
Not common/ not
commonly seen.




*Trachyrhampus
bicoarctatus*
Double-ended pipefish
Small dots on body common.



Synodontidae



Saurida gracilis
Gracile lizardfish



Synodus binotatus

Two-spot lizardfish

Common.

Two small but distinct spots
on nose.



Synodus dermatogenys

Sand lizardfish

Bands lighter in the middle,
blue line along side.



Synodontidae



Synodus variegatus
Variegated lizardfish
Common.

Tetraodontidae



Arothron hispidus
White-spotted puffer
Fairly common.



Arothron immaculatus
Immaculate puffer
Blotches variable: This is the same fish
about 5 seconds apart.



Tetraodontidae



Arothron mappa
Map puffer



Subadult



Arothron meleagris
Guineafowl puffer

Tetraodontidae



Arothron nigropunctatus
Blackspotted puffer
Yellow morph: Picture by
Maria Eggertsen



Canthigaster bennetti
Bennett's sharpnose puffer
Common.



Canthigaster cyanospilota
Blue-spotted toby
Not common/ Not commonly
seen.



Tetraodontidae



Canthigaster smithae
Bicolored toby



Canthigaster solandri
Spotted sharpnose



Tetraodontidae



Canthigaster valentini
Valentin's sharpnose puffer
Common.



Zanclidae



Zanclus cornutus
Moorish idol



References

www.fishbase.org