

2016 SEASON SUMMARY






TABLE OF CONTENTS

American League Central History	34	Highs and Lows, Twins	161
Arizona Fall League	28	Interleague	190
At a Glance, Twins	160	Last At-Bat, Games Decided In	162
Attendance Summary	172	Miscellaneous Baseball Terminology	74
Batting Data:		Milestone Wins	114
Final Stats	152	Minor Leagues:	
Home Runs, Twins	157	Affiliates Stats	194-200
Home Runs By Position	157	Awards	201-202
Misc. Home Run Data	166	Draft, Twins	204
Multi-Hit/Multi-RBI Games	167	Recaps	193
Scoring By Inning	161	Monthly Stats, and Pre-ASG/Post-ASG Stats ...	164-171
Starting Lineup By Batting Order/Position	169	Opponents	173-189
Blown Leads	163	Outfield Assists	161
Bios:		Owners, Presidents and General Managers	6
Coaches	7-17	Pitching Data:	
Players, 2016 Twins	21-148	Bullpen Info	164
Pohlad, Jim	5	Final Stats	152
Antony, Rob	6	Starters Info	170
St. Peter, Dave	5	Postseason	205-224
Trainers and Clubhouse Men	18-19	Qualifying Numbers	111
Club Directory	2-4	Record By Decade, Twins/Senators	100
Club Stats, Twins	151	Record When Scoring, 2016	163
Come From Behind Wins	163	Roberto Clemente Award	69
Computing Baseball Statistics	98	Rookie Qualification	126
Day-By-Day, Twins	154-156	Roster, Twins 40-Man	20
Disabled List, Twins	165	Schedule, 2017	Inside Back Cover
Doubleheader Info	160	Standings, Final Major League	150
Ejections	152	Trades, Last Trade With	135
Extra-Inning Games	162	Transactions, Twins	158-160
Fielding, Twins Individual	153	Walk-Off Victories	171

SEASON SUMMARY SECTIONS:

Front Office Directory/Bios	2-6	Statistics	149-172
Coaches and Staff	7-20	Opponents	173-190
Player Bios	21-126	Minor Leagues	191-204
Players Who Did Not Finish With Twins	127-148	Postseason History	205-224



The 2016 Minnesota Twins Season Summary was researched, written and edited by Dustin Morse, Mitch Hestad, Mike Kennedy, Cori Frankenberg, Carlos Font, Erik Bremer, Adam Esselman, Al Hernandez and Brace Hemmelgarn and is based on information available through October 14, 2016. All statistics were provided by Major League Baseball and are considered unofficial. Images courtesy of Brace Hemmelgarn, Wayne Kryduba, Mike Janes, Bruce Kluckhohn, Getty Images and MLB Photos. The information contained is copyrighted and prepared for the use of members of the media. Those wishing to use any of the enclosed material for commercial purposes should contact the Minnesota Twins Communications department.

MINNESOTA TWINS BASEBALL CLUB

TARGET FIELD

1 Twins Way
 Minneapolis, MN 55403
 Telephone (612) 659-3400

Ticket Information: (612) 33-TWINS or 1-800-33-TWINS
 @Twins • facebook.com/twins • www.twinsbaseball.com

EXECUTIVE BOARD

BILL POHLAD JIM POHLAD BOB POHLAD DAVE ST. PETER

ADMINISTRATION

Chief Executive Officer	Jim Pohlad
President.....	Dave St. Peter
Executive Vice President, Business Development	Laura Day
Executive Vice President, Business Administration/Chief Financial Officer	Kip Elliott
Senior Vice President, Operations.....	Matt Hoy
Vice President, Assistant General Manager	Rob Antony
Vice President, Technology	John Avenson
Vice President, Ticket Sales and Service.....	Mike Clough
Vice President, Human Resources/Diversity	Raenell Dorn
Vice President, Ticket Operations	Paul Froehle
Vice President, General Counsel.....	Mary Giesler
Vice President, Brand Marketing	Nancy O'Brien
Vice President, Player Personnel.....	Mike Radcliff
Assistant to the President and General Manager	Bill Smith
Senior Director, Ballpark Development and Planning	Dan Starkey
Executive Assistants	Danielle Berg, Joan Boeser, Lynette Gittins
Special Assistants.....	Bert Blyleven, Rod Carew, Kent Hrbek, Jack Morris, Tony Oliva

BASEBALL OPERATIONS

Special Assistants to General Manager	Ron Gardenhire, Tom Kelly, Wayne Krivsky
Director, Minor League Operations.....	Brad Steil
Director, Scouting.....	Deron Johnson
Director, Team Travel.....	Mike Herman
Minor League Field Coordinator.....	Joel Lepel
Pro Scouting Coordinator.....	Vern Followell
Director, Baseball Research	Jack Goin
Senior Manager, Minor League Administration	Kate Townley
Senior Manager, Scouting and International Administration	Amanda Daley
Senior Manager, Florida and Dominican Operations.....	Brian Maloney
Administrative Assistant, Scouting	Brittany Minder
Assistant, Florida & Latin American Operations.....	Rafael Yanez
Coordinator, Baseball Research	Andrew Ettel
Baseball Operations Assistant	Nick Beauchamp

COMMUNICATIONS

Senior Director, Communications	Dustin Morse
Senior Manager, Communications.....	Mitch Hestad
Manager, Communications and Publications	Mike Kennedy
Assistants, Communications.....	Carlos Font, Cori Frankenberg
Team Photographer	Brace Hemmelgarn
Team Curator.....	Clyde Doepner

COMMUNITY RELATIONS

Senior Director, Community Relations	Bryan Donaldson
Manager, Community Relations.....	Stephanie Johnson
Manager, Community Programs	Josh Ortiz
Coordinator, Community Relations	Gloria Westerdahl
Coordinator, Community Relations	Sondra Ciesielski

CONTENT

Senior Director, Content.....	Chris Iles
Director, Twins Productions.....	Sam Henschen
Manager, Video.....	Jim Diehl
Multimedia Specialists.....	Peter Nelson, Matt Semke, Michael Richmond
Digital Communications Specialist.....	Brea Hinegardner
Assistant, Digital Content.....	Rachel Haselhorst
Public Address Announcer.....	Adam Abrams

BROADCAST

Coordinator, Broadcast.....	Drew Halverson
Radio Network Executive Producer.....	Mark Genosky
Radio Network Play-by-Play.....	Cory Provus
Radio Network Play-by-Play/Analyst.....	Dan Gladden
Radio Network Studio Host/Play-by-Play.....	Kris Atteberry
Radio Network/Television Analyst.....	Jack Morris
Radio Engineer.....	Kyle Hammer
Television Play-by-Play.....	Dick Bremer
Television Analyst.....	Bert Blyleven
Spanish Radio Play-by-Play.....	Alfonso Fernandez

CORPORATE PARTNERSHIPS

Senior Director, Corporate Partnerships.....	Jeff Jurgella
Senior Account Executives.....	Doug Beck, Karen Cleary, Chad Jackson, Jordan Woodcroft
Manager, Client Services.....	Amelia Johnson
Senior Coordinator, Client Services.....	Ann Drapcho, Joe Morin
Senior Coordinator, Broadcast Traffic and Service.....	Amy Johnson
Coordinator, Client Services.....	Brittany Kennedy
Research and Project Specialist.....	Kayleen Tecker

MARKETING

Director, Diversity Marketing.....	Miguel Ramos
Senior Manager, Marketing and Promotions.....	Julie Vavruska
Manager, Advertising.....	Will Delaney
Coordinator, Brand Marketing.....	Mitch Retelny
Director, Business Strategy and Analytics.....	Brandon Johnson
Manager, Marketing Communications.....	Beth Vail Palm
Manager, Business Strategy and Analytics.....	David Kingery
Coordinator, Database Marketing.....	Jeffrey Yang
Coordinator, CRM and Ticketing Sales Analytics.....	Jack Hogan
Mascot Supervisor.....	Greg Wilfahrt

TICKET SALES AND SERVICE

Director, Suite and Premium Sales and Service.....	Scott O'Connell
Director, Season Ticket Sales and Service.....	Eric Hudson
Director, Group Ticket Sales and Hospitality.....	Rob Malec
Manager, New Business Development and Service.....	Craig Gumz
Manager, Season Business Retention and Service.....	P.J. Williams
Manager, Group Ticket Sales and Service.....	Phil McMullen
Senior Season Ticket Sales and Service Executive.....	Andrea Kray, Todd Krulwich
Senior Group Sales and Service Executive.....	Landon Oldenburger
Premium Sales and Service Executive.....	Alex Hover, Dan Strong
Season Ticket Sales and Service Executives.....	Katelyn Munson, Cory Johnson, Nick Sarnicki, Bryan Sowieja
Group Ticket Sales and Service Executives.....	Luis Breazeale, Nick Corcoran
.....	Andrew Reichert, Steven Wert
.....	Barbara Nordstrom
Coordinator, Premium Sales and Service.....	Brian Bessler, Col Erlandson, Tyler Flakne,
New Business Development Representatives.....	Josh Landrum, Jake Langer, Erica Ramaker
.....	Gabriel Fasnacht, Anna Johnson, Lauren Schmitz
Ticket Sales Coordinators.....	Peter Farley, Garret Gordon, Jack Heruth
Inside Sales.....	

TARGET FIELD EVENTS

Director, Target Field Events and Tours.....	David Christie
Coordinator, Target Field Events.....	Quinn Handahl
Coordinator, Ballpark and Educational Tours.....	Rick Olson

HUMAN RESOURCES

Director, Payroll.....	Lori Beasley
Director, Benefits.....	Leticia Silva
Human Resources Generalist.....	Holly Corbin
Coordinator, Payroll and Benefits.....	Alison Lemke

FINANCE & PROCUREMENT

Senior Director, Finance.....	Andy Weinstein
Senior Manager, Ticket Accounting.....	Jerry McLaughlin
Senior Manager, Accounting.....	Lori Windschitl
Senior Manager, Financial Planning and Analysis.....	Mike Kramer
Senior Coordinator, Accounts Payable.....	Amy Fong-Christianson
Senior Accountant.....	Lyndsey Taylor
Coordinator, Accounting.....	Ka Her
Senior Director, Procurement.....	Bud Hanley
Manager, Procurement.....	Mike Sather
Coordinator, Procurement.....	Taylor Bettenga

TECHNOLOGY

Senior Director, Technology.....	Wade Navratil
Senior Manager, Technology Infrastructure.....	Tony Persio
Administrator, Infrastructure Systems.....	Brent Hildebrandt
Engineer, Broadcast Coordinator.....	Ryan Schmit
Manager, Business Systems.....	Shelley Andrew
Technology Project Manager.....	Jason Meszaros
Technology Operations Specialist.....	Bilal El-Ghandour
Applications Developer, Baseball Systems.....	Jerad Parish, Jeremy Raadt
Data Engineer.....	Jason Neubauer
Applications Programmer.....	Nomvelo Moyo

BALLPARK OPERATIONS

Senior Director, Ballpark Operations.....	Dave Horsman
Senior Director, Facilities.....	Gary Glawe
Director, Guest Services.....	Patrick Forsland
Head Groundskeeper.....	Larry DiVito
Manager, Field Maintenance.....	Jared Alley
Manager, Grounds.....	Al Kuehner
Senior Manager, Ballpark Maintenance.....	Dana Minion
Maintenance Mechanics.....	Dan Deephouse, Aaron Goldenstein, Sean Grady, Taylor McCabe, Ryan Rikkola
Maintenance Mechanic/Master Electrician.....	Jason Bifulk
Maintenance Mechanic/Painter.....	Matthew Saros
Senior Manager, Premium Services.....	Jeffrey Kroll
Manager, Guest Services.....	Katie Rock
Manager, Building Security.....	Jeff Reardon
Manager, Ballpark Operations.....	Jase Miller
Coordinator, Office Services.....	Josh Fallin
Ballpark Operations Assistant.....	Chelsey Falzone
Coordinator, Retail Sales and Authentics.....	Venika Streeter
Receptionist.....	Tina Flowers

TICKET OPERATIONS

Director, Box Office.....	Mike Stiles
Manager, Box Office.....	Ashley Geldert
Manager, Call Center.....	Mark Engstrom
Coordinator, Call Center Operations.....	Chris Frogge
Supervisor, Box Office.....	Colleen Seeker
Coordinator, Ticket Operations/Special Events.....	Kelton Splett
Coordinator, Ticket Operations.....	Colin Sheehan
Manager, Florida Business Operations.....	Mark Weber

CLUBHOUSE

Equipment Manager.....	Rod McCormick
Assistant Manager, Home Clubhouse.....	Tim Burke
Visiting Clubhouse Manager.....	Jason Lizakowski
Director, Major League Video.....	Sean Harlin

MEDICAL STAFF

Director, Medical Services.....	Dr. John A. Steubs
Orthopedic Physicians.....	Dr. Diane Dahm, Dr. Pearce McCarty
Internal Medicine Physicians.....	Dr. Vijay Eyunni, Dr. Tom Jetzer, Dr. Amy Beacom
Employee Assistance Program Physician.....	Dr. Jon Hallberg
Peak Performance Director.....	Dr. Rick Aberman
Head Athletic Trainer.....	Dave Pruemer
Assistant Athletic Trainer.....	Tony Leo
Assistant Athletic Trainer and Rehab Coordinator.....	Lanning Tucker
Strength and Conditioning Coordinator.....	Perry Castellano



JIM POHLAD

CHIEF EXECUTIVE OFFICER

2016 marked Chief Executive Officer Jim Pohlad's 33rd season with the Minnesota Twins. Jim provides leadership to the Minnesota Twins front office on behalf of the Pohlad family in several capacities, including decisions related to baseball and business, as well as long-term strategic planning. The Pohlad family has owned the Minnesota Twins since 1984.

In addition to his position with the Minnesota Twins, Jim currently holds various leadership roles throughout the Pohlad Companies, including Twins Sports Inc., Northern Lights Broadcasting, United Properties and the Pohlad Family Investment Group. He also serves on several committees for Major League Baseball.

Jim's civic engagements include work on behalf of organizations and programs that support the well-being and interests of children and families in the Twin Cities and surrounding communities. He currently serves on the board of the Pohlad Family Foundation. In past years, he has supported and provided leadership to the Greater Twins Cities United Way, Minneapolis Institute of Arts, the Greater Minneapolis Chamber of Commerce, The Minneapolis Foundation and Park Nicollet Health Services and Melrose Institute.

Jim resides with his family in Minneapolis. He holds a degree in Business Administration from the University of Southern California and is a certified public accountant.



DAVE ST. PETER

PRESIDENT

Dave St. Peter was named the fourth president in Minnesota Twins history on November 26, 2002. He oversees the team's day-to-day operations, strategic planning and interaction with Major League Baseball.

St. Peter played a central role in the approval, design, construction and opening of Target Field, which was named 2011 Sports Facility of the Year by the Sports Business Journal/Sports Business Daily. He also recently led the Twins effort to secure and host the 2014 Major League Baseball All-Star Game; expansion of the CenturyLink Sports Complex in Fort Myers, FL – named Ballpark Digest's 2015 Major Ballpark Renovation of the Year; as well as the team's partnership with Hennepin County on the design and programming

of Minnesota's newest intermodal transit hub - Target Field Station.

At age 49, St. Peter completed his 27th year with the Twins. He joined the organization as an intern in 1990 and over his first decade with the franchise held a variety of positions including Pro Shop Manager, Communications Manager, Vice President of Corporate Communications and Senior Vice President of Business Affairs. As the club president, the Twins established a new single season franchise attendance record in 2010 by attracting more than 3.2 million fans to Target Field while the team was recognized by ESPN as having the best stadium experience in all of professional sports. St. Peter's leadership has been integral in the team's growing corporate partnership base; development of the "Magic Moments" customer service initiative; the "Go Twins, Go Green" environmental stewardship platform; expansion of the Treasure Island Baseball Network; aggressive community outreach; and enhanced alumni involvement -- including creation of the Twins Hall of Fame.

St. Peter has been part of a leadership team helping the franchise win six American League Central Division championships (2002-04, 06 and 09-10). During St. Peter's leadership tenure, the Twins have twice been named "Organization of the Year" by Baseball America (2002 and 04). In 2006, the entire Twins organization was recognized as the Minneapolis Star Tribune's "Sports Person of the Year." The franchise received the Atlanta Sports Council's Horizon Award (2002) as the Professional Sports Organization of the Year while the Twins Community Fund was a 2000 recipient of the Greater Minneapolis Chamber of Commerce's Quality of Life Award and a 2006 recipient of a Project Evergreen Award. The State of Minnesota named the Twins organization a Yellow Ribbon Company in 2014. Five of the past six years (2010, 2012-2015) the Twins have been honored by the Star Tribune as one of the "Top 100" workplaces in Minnesota. In 2011, the Twins were the recipient of the Minneapolis Park and Recreation Board's "Living the Dream" Award. St. Peter has also been named to the Street and Smith's Sports Business Journal and Minneapolis-St. Paul Business Journal's "Forty under 40" lists.

In the community, St. Peter currently serves on the boards of the Minnesota Twins Community Fund, Ronald McDonald House Charities of the Upper Midwest, the YMCA of the Twin Cities, the Minnesota Chapter of Positive Coaching Alliance and 2020 Partners.

St. Peter was born in Bismarck, North Dakota, and graduated from the University of North Dakota in 1989. Dave, son Jack and twin sons Eric and Ben make their home in Chanhassen, MN.



ROB ANTONY
 VICE PRESIDENT, ASSISTANT GENERAL MANAGER

Rob Antony was named interim General Manager on July 18, which marked his second time holding that title after previously serving in Terry Ryan's absence (illness) during winter/spring of 2014. 2016 marked Antony's 29th season in the Twins organization and his ninth as Assistant General Manager, after being named to that role on September 13, 2007. He was promoted to Vice President in mid-December, 2013. He is responsible for major league contracts, including arbitration and evaluating major and minor league players.

Prior to his current position, he was Director of Baseball Operations for 12 seasons and was responsible for various duties in the minor league and scouting departments, including the spring training operation and free agent draft preparations. He was also responsible for establishing and overseeing the budget for the minor league, major league

and scouting departments. He worked closely with the scouting department and scouted players eligible for the free agent draft, as well as amateurs in Australia and Latin America.

Antony was hired as Assistant Director of Media Relations in 1988 after graduating from the University of Minnesota. In June, 1991, he was promoted to Director of Media Relations and held that post until December, 1995, when he was promoted to Director of Baseball Operations.

Rob and his wife, Lynn, have two children, Tyler and Emily, and reside in Plymouth, MN.

TWINS OWNERSHIP, PRESIDENTS & GENERAL MANAGERS

OWNERSHIP

Carl R. Pohlad Family, 1984-present
 Calvin R. Griffith Family, 1961-84

PRESIDENTS

Dave St. Peter, 2002-present
 Jerry Bell, 1987-2002
 Howard Fox, 1984-87
 Calvin Griffith, 1961-84

GENERAL MANAGERS

Rob Antony (interim), 2016
 Terry Ryan, 1994-2007, 2011-16
 Bill Smith, 2007-11
 Andy MacPhail, 1986-94
 Howard Fox, 1985-86
 Calvin Griffith, 1961-84



PAUL MOLITOR

NAMED MANAGER NOVEMBER 4, 2014

BATS/THROWS: R/R

BORN: 8/22/56 in St. Paul, MN

RESIDES: Edina, MN

CONTRACT STATUS: Signed to three-year contract thru 2017



MANAGER  4

PERSONAL: Paul Leo Molitor...nickname "Mollie"...wife Destini...daughters Blaire and Julia and sons Joshua and Ben...1974 graduate of Cretin High School in St. Paul, where he played soccer and was All-State in baseball and basketball...one of 10 players from Creton High School to be drafted by MLB team, a list that includes Joe Mauer (1st round by Minnesota in 2001) and Chris Weinke (22nd round by Toronto in 1990)...played in the International Games in Montreal in summer of 1975...attended University of Minnesota 1975-77...participates annually in Twins Winter Caravan.

PLAYING CAREER HIGHLIGHTS: Inducted in the National Baseball Hall of Fame in 2004 (first ballot)...is one of only seven players in MLB history (Ty Cobb, Honus Wagner, Eddie Collins, Lou Brock, Rickey Henderson and Ichiro Suzuki) to amass at least 3,000 hits and 500 stolen bases in a career...one of five players in MLB history (Cobb, Collins, Wagner and Suzuki) to amass at least 3,000 hits, 500 stolen bases and a .300 average-or-higher...ranks ninth on baseball's all-time list in hits (3,319), 12th in doubles (605), 14th in at-bats (10,835), 19th in runs (1,782), 33rd in games (2,683) and 38th in stolen bases (504).

MANAGERIAL CAREER: 2016: Suffered fourth career ejection May 4 at Houston, arguing balls and strikes...earned 100th managerial win June 7 vs. Miami in a Twins 6-4 victory...went 17-for-28 in managerial challenges...2015: Earned first managerial win in a Twins 6-0 victory April 10 at Chicago-AL...ejected three times on the season: June 10 vs. Kansas City (balls and strikes), July 25 vs. New York-AL (balls and strikes) and August 23 at Baltimore (balls and strikes)...went 26-for-42 in managerial challenges...named third best manager in AL by *Baseball America's* annual tools survey, behind Baltimore's Buck Showalter and Cleveland's Terry Francona...named AL Manager of the Year by *The Sporting News*, an award voted on by his peers...finished third in the AL Manager of the Year voting with 33 voting points (2 first place votes, 3 second place votes and 14 third place votes), behind Texas' Jeff Bannister (112 points) and Houston's A.J. Hinch (82 points).

COACHING CAREER: 2016 marked his 16th season either managing or coaching at the professional level:

- Named Twins coach October 22, 2013 under Ron Gardenhire, overseeing baserunning, bunting, infield instruction and positioning, plus assisting with in-game strategy.
- Served as Minnesota's minor league baserunning/infield coordinator for second time in career from 2005-13.
- Served as Seattle Mariners hitting coach in 2004.
- Served as Minnesota's minor league baserunning/infield coordinator, roving through all levels of Twins minor league system in 2003.
- Served as part-time Twins scout and special assistant in 2002.
- Served as Twins bench coach under Tom Kelly from 2000-01.

PLAYING CAREER: Played 21 major league seasons with Milwaukee (1978-92), Toronto (1993-95) and Minnesota (1996-98)...played mostly second base and third base for Milwaukee, mostly designated hitter for Toronto and first base/designated hitter for Minnesota...was nicknamed "The Ignitor."

- Began career with Milwaukee in 1978 after spending one season in minor leagues with Single-A Burlington.
- Began rookie season as shortstop, but moved to second base upon Robin Yount's return from injury.
- Made major league debut April 7 vs. Baltimore and singled off Mike Flanagan for first major league hit...finished second in the AL Rookie of the Year voting, behind Detroit's Lou Whitaker...named AL Rookie of the Year by *The Sporting News* and *Baseball Digest* in 1978.
- Made transition from second base to centerfield in 1981.
- Made transition to third base in 1982.
- Finished 12th in AL MVP voting in 1982, hitting .302 (201-for-666), leading the AL in runs scored (136) and at-bats.
- Played in first career World Series, setting a World Series record for hits (5) in a single World Series game (Game 1 October 12, 1982 at St. Louis).
- Set career-high with 39-game hitting streak July 16-August 25, 1987...the streak was stopped by John Farrell August 26; fifth longest streak in modern major league history.
- Finished fifth in AL MVP voting in 1987, hitting a career-high .353 (164-for-465), leading the AL in doubles (41) and runs scored (114).
- Led the AL in 1991 in hits (216), triples (13) and runs scored (133).
- Finished second in AL MVP voting in 1993, hitting .332 (211-for-636), leading the AL in hits.

- Received AL Outstanding Designated Hitter Award and Bart Giamatti Award in 1993 after hitting career-high 22 home runs.
- Member of 1993 World Series Champion Toronto Blue Jays, earning World Series MVP honors with homers in Games 3 and 6 against Philadelphia.
- Signed with Twins December 5, 1995 and made Twins debut April 1, 1996 vs. Detroit, becoming 22nd native Minnesotan to play for the Twins.
- Posted second highest average of career in 1996 at .341 (225-for-660), leading the AL in hits.
- Recorded 3,000th career hit, tripling off Jose Rosada in the fifth inning September 16, 1996 at Kansas City (21st player at the time, first on a triple).
- Recorded 500th stolen base August 8, 1998 vs. Baltimore.
- Won Branch Rickey Award and Players Choice Man of the Year Award in 1998.
- Seven-time American League All-Star: 1980, '85, '88, '91, '92, '93 and '94.
- Four-time Louisville Silver Slugger Award winner: 1987, '88, '93 and '96.

COLLEGIATE CAREER: Attended University of Minnesota 1975-77, playing shortstop exclusively, where he was All-Conference in his final two seasons, 1976 and '77...hit .376 (70-for-186) with seven doubles, three triples, 10 home runs, 40 RBI and 47 runs scored in 49 games as a sophomore in 1976, and .325 (54-for-166) with nine doubles, two triples, six home runs, 37 RBI, 35 runs scored and 20 stolen bases in 50 games as a junior in 1977...hit .350 (159-for-454) with 19 doubles, 11 triples, 18 home runs, 99 RBI, 112 runs scored, 52 stolen bases (53 chances), 44 walks and just 32 strikeouts in 130 career games at the U of M...ranks fourth on the Golden Gophers all-time list in career triples and eighth in stolen bases...is one of 156 Gophers to ever be drafted by MLB team and one of 30 to play Major League Baseball.

PROFESSIONAL: Selected by Milwaukee in the first round pick (3rd overall) of the 1977 First-Year Player Draft; signed by scout Dee Fondy...originally drafted by St. Louis in the 28th round of the 1974 First-Year Player Draft, but did not sign.

MOLITOR'S RECORD AS MANAGER						
YEAR	CLUB	LEAGUE	POSITION	WON	LOST	PCT.
2015	Minnesota	American League	2nd (Central Division)	83	79	.512
2016	Minnesota	American League	5th (Central Division)	59	103	.364
Major League Totals				142	182	.438

MOLITOR'S PLAYING RECORD																			
YEAR	CLUB	AVG	G	AB	R	H	2B	3B	HR	RBI	SH	SF	HB	BB	SO	SB	CS	E	OBP
1977	Burlington	.346	64	228	52	79	12	0	8	50	4	4	3	47	25	14	2	28	.457
1978	MILWAUKEE	.273	125	521	73	142	26	4	6	45	7	5	4	19	54	30	12	22	.301
1979	MILWAUKEE	.322	140	584	88	188	27	16	9	62	6	5	2	48	48	33	13	16	.372
1980	MILWAUKEE	.304	111	450	81	137	29	2	9	37	6	5	3	48	48	34	7	20	.372
1981	MILWAUKEE	.267	64	251	45	67	11	0	2	19	5	0	3	25	29	10	6	3	.341
1982	MILWAUKEE	.302	160	666	136	201	26	8	19	71	10	5	1	69	93	41	9	32	.366
1983	MILWAUKEE	.270	152	608	95	164	28	6	15	47	7	6	2	59	74	41	8	16	.333
1984	MILWAUKEE	.217	13	46	3	10	1	0	0	6	0	1	0	2	8	1	0	2	.245
1985	MILWAUKEE	.297	140	576	93	171	28	3	10	48	7	4	1	54	80	21	7	19	.356
1986	MILWAUKEE	.281	105	437	62	123	24	6	9	55	2	3	0	40	81	20	5	15	.340
1987	MILWAUKEE	.353	118	465	114	164	41	5	16	75	5	1	2	69	67	45	10	5	.438
1988	MILWAUKEE	.312	154	609	115	190	34	6	13	60	5	3	2	71	54	41	10	17	.384
1989	MILWAUKEE	.315	155	615	84	194	35	4	11	56	4	9	4	64	67	27	11	18	.379
1990	MILWAUKEE	.285	103	418	64	119	27	6	12	45	0	2	1	37	51	18	3	10	.343
	Beloit	.500	1	4	1	2	0	0	1	1	0	0	0	0	0	0	0	0	.500
1991	MILWAUKEE	.325	158	665	133	216	32	13	17	75	0	1	6	77	62	19	8	6	.399
1992	MILWAUKEE	.320	158	609	89	195	36	7	12	89	4	11	3	73	66	31	6	2	.389
1993	TORONTO	.332	160	636	121	211	37	5	22	111	1	8	3	77	71	22	4	3	.402
1994	TORONTO	.341	115	454	86	155	30	4	14	75	0	5	1	55	48	20	0	0	.410
1995	TORONTO	.270	130	525	63	142	31	2	15	60	3	4	5	61	57	12	0	0	.350
1996	MINNESOTA	.341	161	660	99	225	41	8	9	113	0	9	3	56	72	18	6	1	.390
1997	MINNESOTA	.305	135	538	63	164	32	4	10	89	2	12	0	45	73	11	4	1	.351
1998	Salt Lake	.500	2	10	0	5	1	0	0	0	0	0	0	0	0	0	0	0	.500
	MINNESOTA	.281	126	502	75	141	29	5	4	69	1	10	1	45	41	9	2	0	.335
Minor League Totals		.355	67	242	53	86	13	0	9	51	4	4	3	47	25	14	2	28	.459
Major League Totals		.306	2683	10835	1782	3319	605	114	234	1307	75	109	47	1094	1244	504	131	208	.369

MOLITOR'S DIVISION SERIES RECORD

YEAR	OPPONENT	AVG	G	AB	R	H	2B	3B	HR	RBI	SH	SF	HB	BB	SO	SB	CS	E	OBP
1981	New York-AL	.250	5	20	2	5	0	0	1	1	1	0	0	2	5	0	0	0	.318

MOLITOR'S LEAGUE CHAMPIONSHIP SERIES RECORD

YEAR	OPPONENT	AVG	G	AB	R	H	2B	3B	HR	RBI	SH	SF	HB	BB	SO	SB	CS	E	OBP
1982	California	.316	5	19	4	6	1	0	2	5	0	0	0	2	3	1	1	0	.381
1993	Chicago-AL	.391	6	23	7	9	2	1	1	5	0	0	1	3	3	0	0	0	.481
League Championship Totals		.357	11	42	11	15	3	1	3	10	0	0	1	5	6	1	1	0	.438

MOLITOR'S WORLD SERIES RECORD

YEAR	OPPONENT	AVG	G	AB	R	H	2B	3B	HR	RBI	SH	SF	HB	BB	SO	SB	CS	E	OBP
1982	St. Louis	.355	7	31	5	11	0	0	0	3	0	0	0	2	4	1	1	0	.394
1993	Philadelphia	.500	6	24	10	12	2	2	2	8	0	0	1	3	0	1	0	0	.571
World Series Totals		.418	13	55	15	23	2	2	2	11	0	0	1	5	4	2	1	0	.475

MOLITOR'S ALL-STAR GAME RECORD

YEAR	HOST	AVG	G	AB	R	H	2B	3B	HR	RBI	SH	SF	HB	BB	SO	SB	CS	E	OBP
1980	Los Angeles-NL	DID NOT PLAY																	
1985	Minnesota	.000	1	1	0	0	0	0	0	0	0	0	0	0	1	0	0	0	.000
1988	Cincinnati	.000	1	3	0	0	0	0	0	0	0	0	0	0	1	0	0	0	.000
1991	Toronto	.000	1	0	0	0	0	0	0	0	0	0	0	0	0	0	0	0	.000
1992	San Diego	.500	1	2	0	1	0	0	0	0	0	0	0	0	1	0	0	1	.500
1993	Baltimore	.000	1	1	0	0	0	0	0	0	0	0	0	1	0	0	0	0	.000
1994	Pittsburgh	.000	1	1	0	0	0	0	0	0	0	0	0	0	0	0	0	0	.000
All-Star Game Totals		.125	6	8	0	1	0	0	0	0	0	0	0	1	3	0	0	1	.222

TWINS MANAGERS

MANAGERS	SEASONS	FINISHES	WON	LOST	PCT.
Cookie Lavagetto*	1961	9th	.25	.41	.379
Sam Mele	1961-67	7th-2nd-3rd-6th-1st-2nd-6th	.522	.431	.548
Cal Ermer*	1967-68	2nd-7th	.145	.129	.529
Billy Martin*	1969	1st	.97	.65	.599
Bill Rigney*	1970-72	1st-5th-3rd	.208	.184	.531
Frank Quilici	1972-75	3rd-3rd-3rd-4th	.280	.287	.494
Gene Mauch*	1976-80	3rd-4th-4th-4th-4th	.378	.394	.490
Johnny Goryl	1980-81	3rd-6th	.34	.38	.472
Billy Gardner	1981-85	(7th-4th)-7th-5th-2nd-6th	.268	.353	.432
Ray Miller	1985-86	4th-7th	.109	.130	.456
Tom Kelly	1986-2001	6th-1st-2nd-5th-7th-1st-2nd-5th-4th-5th-4th-4th-5th-5th-2nd	.1140	.1244	.478
Ron Gardenhire	2002-14	1st-1st-1st-3rd-1st-3rd-2nd-1st-1st-5th-5th-4th-5th	.1068	.1039	.507
Paul Molitor	2015-16	2nd-5th	.142	.182	.438

* - Deceased

TWINS COACHES

Allen, Neil 2015-16	*Lemon, Jim 1965-67, 81-84	Renick, Rick 1987-90
Anderson, Rick 2002-14	Liddle, Steve 2002-12	*Robertson, Sherry 1970
*Baker, Floyd 1961-64	*Lopat, Ed 1961	Rodgers, Bob 1970-74
Brunansky, Tom 2013-16	*Lyons, Eddie 1976	*Rowe, Ralph 1972-75
*Case, George 1968	*Maltzberger, Gordon 1962-64	*Sain, John 1965-66
*Crosetti, Frank 1970-71	*Martin, Billy 1965-68	Shellenback, Jim 1983
Crowley, Terry 1991-98	*McCullough, Clyde 1961	Silvera, Charlie 1969
Cuellar, Bobby 2013-14	*McMahon, Don 1976-77	Stange, Lee 1975
Davis, Butch 2015-16	Mele, Sam 1961	Steinbach, Terry 2013-14
Fitzgerald, Ed 1962-64	Molitor, Paul 2000-01, 14	Stelmasek, Rick 1981-2012
*Fowler, Art 1969	*Morgan, Vern 1969-75	*Strickland, George 1962
Gardenhire, Ron 1991-2001	Naragon, Hal 1963-68	Such, Dick 1985-2001
Gardner, Billy 1981	Newman, Al 2002-05	Terwilliger, Wayne 1986-94
Glynn, Gene 2015-16	Nossek, Joe 1976	Ulger, Scott 1995-2014
Goryl, John 1968-69, 79-80	Oldis, Bob 1968	Yavra, Joe 2006-16
*Grissom, Marv 1970-71	Oliva, Tony 1976-78, 85-91	White, Jerry 1989, 95, 99-2012
Guardado, Eddie 2015-16	Pascual, Camilo 1978-80	Worthington, Al 1972-73
Hernandez, Rudy 2015-16	*Podres, Johnny 1981-85	*Wynn, Early 1967-69
Kelly, Tom 1983-86	Quilici, Frank 1971-72	*Zimmerman, Jerry 1967, 76-80
Kuehl, Karl 1977-82	Randall, Bobby 1980	(- deceased)



NEIL ALLEN

NAMED PITCHING COACH NOVEMBER 25, 2014

BATS/THROWS: R/R

BORN: 1/24/58 in Kansas City, KS

RESIDES: Sarasota, FL

CONTRACT STATUS: Signed to one-year contract thru 2016



PITCHING COACH



41

PERSONAL: Neil Patrick Allen...son, Bobby...attended Bishop Ward (KS) High School where he played baseball, basketball and football.

COACHING CAREER: 2016 marked his 35th season in professional baseball...named Twins pitching coach on November 25, 2014...in his first season with the Twins, the pitching staff had their lowest ERA since 2010...joined Tampa Bay organization on November 29, 2006 and spent four seasons in Durham (2011-14) after one season in Charlotte (2010) and three seasons (2007-09) as the pitching coach for Montgomery...named pitching coach for the SiriusXM Futures Game in 2013...spent the previous seven seasons in the New York-AL organization, including 2005 when he served as the major league club's bullpen coach...coached at Single-A Staten Island from 2000-02, winning the New York-Penn League championship in his final season there with a staff ERA of 2.57...joined Triple-A Columbus for the 2003, 04 and 06 seasons...coached in the Toronto system from 1996-99, making stops at Single-A St. Catharines (1996, 98-99) and Rookie Level Medicine Hat (1997)...made his coaching debut for Mobile of the independent Texas-Louisiana League in 1995.

PLAYING CAREER: Pitched 11 years in the majors for New York-NL (1979-83), St. Louis (1983-85), New York-AL (1985, 1987-88), Chicago-AL (1986-87) and Cleveland (1989).

PROFESSIONAL: Selected by New York-NL in the 11th round of the 1976 First-Year Player Draft.

ALLEN'S PLAYING RECORD

YEAR	CLUB	W-L	ERA	G	GS	CG	SH	SV	IP	H	R	ER	HR	HB	BB	SO	WP	BK	BAA
1976	Marion	2-0	1.91	6	4	2	1	1	33.0	23	8	7	1	0	6	29	1	0	—
	Wausau	4-2	3.75	6	6	2	0	0	48.0	51	27	20	4	1	20	34	1	0	—
1977	Lynchburg	10-2	2.79	20	20	11	2	0	142.0	136	55	44	7	3	43	126	6	3	—
1978	Jackson	5-9	2.10	16	16	8	3	0	120.0	88	38	28	6	2	38	111	3	0	—
	Tidewater	2-7	4.42	10	10	2	0	0	57.0	65	35	28	10	0	12	30	0	0	—
1979	NEW YORK-NL	6-10	3.55	50	5	0	0	8	99.0	100	46	39	4	0	47	65	6	0	.268
1980	NEW YORK-NL	7-10	3.70	59	0	0	0	22	97.1	87	43	40	7	0	40	79	2	1	.244
1981	NEW YORK-NL	7-6	2.97	43	0	0	0	18	66.2	64	26	22	4	0	26	50	3	0	.259
1982	NEW YORK-NL	3-7	3.06	50	0	0	0	19	64.2	65	22	22	5	1	30	59	4	0	.266
1983	NEW YORK-NL	2-7	4.50	21	4	1	1	2	54.0	57	29	27	6	0	36	32	2	0	.278
	ST. LOUIS	10-6	3.70	25	18	4	2	0	121.2	122	55	50	6	1	48	74	6	1	.265
1984	ST. LOUIS	9-6	3.55	57	1	0	0	3	119.0	105	54	47	6	0	49	66	6	0	.239
1985	ST. LOUIS	1-4	5.59	23	1	0	0	2	29.0	32	22	18	3	1	17	10	1	1	.283
	NEW YORK-AL	1-0	2.76	17	0	0	0	1	29.1	26	9	9	1	0	13	16	2	0	.234
1986	CHICAGO-AL	7-2	3.82	22	17	2	2	0	113.0	101	50	48	8	2	38	57	4	0	.244
1987	CHICAGO-AL	0-7	7.07	15	10	0	0	0	49.2	74	40	39	6	2	26	26	1	0	.365
	NEW YORK-AL	0-1	3.65	8	1	0	0	0	24.2	23	12	10	2	0	10	16	0	0	.242
	Daytona Beach	0-1	2.00	4	4	0	0	0	18.0	17	6	4	1	0	7	17	1	0	—
1988	NEW YORK-AL	5-3	3.84	41	2	0	1	0	117.1	121	51	50	14	2	37	61	2	0	.268
	Fort Lauderdale	0-0	0.00	3	3	0	0	0	9.0	2	0	0	0	0	1	5	0	0	—
	Columbus	0-1	0.60	2	2	1	0	0	15.0	7	2	1	0	0	7	0	0	0	—
1989	CLEVELAND	0-1	15.00	3	0	0	0	0	3.0	8	5	5	1	0	0	0	0	0	.500
	Colorado Springs	5-3	3.42	21	15	0	0	0	100.0	105	57	38	9	2	27	52	8	5	—
1990	Nashville	0-0	6.60	12	0	0	0	1	15.0	22	12	11	3	1	6	10	0	0	—
	Minor League Totals	28-25	2.92	100	80	26	6	2	557.0	516	240	181	41	9	160	421	20	8	—
	American League Totals	13-14	4.30	106	30	2	3	1	337.0	353	167	161	32	6	124	176	9	0	.273
	National League Totals	45-56	3.66	328	29	5	3	74	988.1	985	464	426	73	3	417	611	30	3	.259
	Major League Totals	58-70	3.88	434	59	7	6	75	988.1	985	464	426	73	9	417	611	39	3	.264



TOM BRUNANSKY

NAMED HITTING COACH OCTOBER 22, 2012

BATS/THROWS: R/R

BORN: 8/20/60 in Covina, CA

RESIDES: Poway, CA

CONTRACT STATUS: Signed to one-year contract thru 2016



HITTING COACH



23

PERSONAL: Thomas Andrew Brunansky...wife, Colleen...sons, Jason (12/1/89), Ryan (9/17/91) and Thomas (1/5/96), daughters Alexa (12/10/93) and Erin (10/19/98)...1978 graduate of West Covina (CA) High School, participating in baseball, basketball and football, earning All-American honors in baseball and football...turned down a football/baseball scholarship from Stanford and attended Cal Poly at Pomona in 1978-79...brother-in-law of ex-major leaguer and former Twin Dave Engle...named one of the "50 Greatest Twins" in 2010...ranks ninth on Twins all-time home run list (163) and 13th in walks (394)...795 games played in rightfield ranks second in Twins history (Tony Oliva - 1,137).

COACHING CAREER: 2016 marked his fourth season as Twins hitting coach after being named October 22, 2012...spent 2012 as hitting coach for Triple-A Rochester...spent 2011 as hitting coach for Double-A New Britain...joined the Twins organization as a coach for GCL Twins in July, 2010...coached high school baseball at Poway (CA) High School, 2005-10.

PLAYING CAREER: Played 14 seasons in the major leagues with California, Minnesota, St. Louis, Boston and Milwaukee...Angels Opening Day leftfielder in 1981...traded to Minnesota along with pitcher Mike Walters in exchange for pitcher Doug Corbett and infielder Rob Wilfong May 11, 1982...named rightfielder on Major League Baseball's All-Rookie team in 1982...hit 32 home runs in 1984, marking the most for a Twin since Harmon Killebrew had 41 in 1970...named to American League All-Star team in 1985 and participated in the home run derby, hitting four home runs...was a member of the 1987 World Champion Minnesota Twins, hitting .412 with two home runs, four doubles, and nine RBI in the ALCS vs. Detroit...traded to St. Louis in exchange for infielder Tommy Herr April 22, 1988...recorded 1,000th career hit, a two-run shot off Houston's Bob Forsch May 30, 1989...hit 200th career home run off San Francisco's Craig Lefferts July 19, 1989...traded to Boston in exchange for pitcher Lee Smith May 4, 1990...signed by Milwaukee in 1993...traded back to Boston in exchange for catcher Dave Valle June 16, 1994.

PROFESSIONAL: Selected by California in the first round (14th overall) of the 1978 First-Year Player Draft; signed by scout Larry Himes.

BRUNANSKY'S PLAYING RECORD

YEAR	CLUB	AVG	G	AB	R	H	2B	3B	HR	RBI	SH	SF	HB	BB	SO	SB	CS	E	OBP
1978	Idaho Falls	.332	48	190	56	63	14	4	6	45	0	2	1	45	34	17	2	8	.458
1979	Salinas	.270	140	485	85	131	23	1	23	76	0	6	5	100	116	20	15	6	.396
1980	El Paso	.323	128	496	103	160	24	8	24	97	0	4	3	75	96	23	7	14	.412
	Salt Lake City	.344	9	32	7	11	2	2	1	8	0	1	0	5	3	0	0	0	.421
1981	Salt Lake City	.332	96	343	61	114	17	10	22	81	4	2	3	57	74	6	7	5	.430
	CALIFORNIA	.152	11	33	7	5	0	0	3	6	0	0	0	8	10	1	0	3	.317
1982	Spokane	.205	25	88	12	18	6	1	1	6	0	1	0	15	19	4	4	1	.317
	MINNESOTA	.272	127	463	77	126	30	1	20	46	1	2	8	71	101	1	2	5	.377
1983	MINNESOTA	.227	151	542	70	123	24	5	28	82	1	3	4	61	95	2	5	5	.308
1984	MINNESOTA	.254	155	567	75	144	21	0	32	85	0	4	0	57	94	4	5	5	.320
1985	MINNESOTA	.242	157	567	71	137	28	4	27	90	0	13	0	71	86	5	3	5	.320
1986	MINNESOTA	.256	157	593	69	152	28	1	23	75	1	7	1	53	98	12	4	6	.315
1987	MINNESOTA	.259	155	532	83	138	22	2	32	85	0	4	4	74	104	11	11	3	.352
1988	MINNESOTA	.184	14	49	5	9	1	0	1	6	0	0	0	7	10	1	2	3	.286
	ST. LOUIS	.245	143	523	69	128	22	4	22	79	1	6	4	79	82	16	6	1	.345
1989	ST. LOUIS	.239	158	556	67	133	29	3	20	85	0	5	2	59	107	5	9	7	.310
1990	ST. LOUIS	.158	19	57	5	9	3	0	1	2	0	1	1	12	10	0	0	2	.312
	BOSTON	.287	129	461	61	123	24	5	15	71	0	8	3	54	105	5	10	5	.342
1991	BOSTON	.229	142	459	54	105	24	1	16	70	0	8	3	49	72	1	2	3	.303
1992	BOSTON	.266	138	458	47	122	41	3	15	74	2	7	0	66	96	2	5	6	.354
1993	MILWAUKEE	.183	80	224	20	41	7	3	6	29	2	0	0	25	59	3	4	2	.265
1994	MILWAUKEE	.214	16	28	2	6	2	0	0	0	0	0	0	1	9	0	0	0	.241
	BOSTON	.237	48	177	22	42	10	1	10	34	0	4	0	23	48	0	2	1	.319
	Minor League Totals	.304	446	1633	323	497	86	26	77	313	4	16	12	297	342	70	35	34	.412
	American League Totals	.247	1480	5153	663	1273	252	26	228	753	7	60	23	620	988	48	55	51	.327
	National League Totals	.238	320	1136	141	270	54	7	43	166	1	12	7	150	199	21	15	10	.327
	Major League Totals	.245	1800	6289	804	1543	306	33	271	919	8	72	30	770	1187	69	70	61	.327



BUTCH DAVIS

NAMED FIRST BASE COACH DECEMBER 1, 2014

BATS/THROWS: R/R

BORN: 6/19/58 in Williamston, NC

RESIDES: Garner, NC

CONTRACT STATUS: Signed to one-year contract thru 2016



1ST BASE COACH  40

PERSONAL: Wallace McArthur Davis...attended East Carolina University in 1980...appeared in the movie "Bull Durham" as a player.

COACHING CAREER: Named Twins first base coach and outfield instructor December 1, 2014...spent 2013-14 as field coach for Double-A Bowie (Baltimore)...served as Orioles minor league roving outfield/bunting instructor 2006-12...served as coach at Bowie 2003-05 and 2000...served as coach for Triple-A Rochester (Baltimore) from 1995-96 and 2001-02...managed Single-A Delmarva in 1999...managed GCL Orioles in 1997-98.

PLAYING CAREER: Played one full season and parts of six other seasons in the big leagues with the Kansas City, Pittsburgh, Los Angeles-NL and Baltimore...was a two-time league All-Star coming up in the Royals system, including the Gulf Coast League Player of Year in 1980...played three-plus seasons before making major league debut August 23, 1983 with Kansas City...hit .344 with six triples in 122 at-bats in rookie season...made Royals Opening Day roster in 1984...signed with the Dodgers in 1980 and hit .342 with 31 doubles and 25 stolen bases for Triple-A Albuquerque...spent the entire 1993 season with the Rangers, hitting .245 in 159 at-bats...hit the first ever inside-the-park home run in Camden Yards against the O's on August 22, 1993.

PROFESSIONAL: Selected by Kansas City in the 12th round of the 1980 First-Year Player Draft.

DAVIS' PLAYING RECORD

YEAR	CLUB	AVG	G	AB	R	H	2B	3B	HR	RBI	SH	SF	HB	BB	SO	SB	CS	E	OBP
1980	Royals Blue	.315	61	235	46	74	17	4	2	35	0	5	1	29	36	31	4	3	.385
1981	Fort Myers	.300	126	464	89	139	17	10	13	70	1	5	3	54	99	44	3	12	.373
1982	Jacksonville	.256	122	450	64	115	18	4	10	57	3	3	3	46	101	17	9	2	.327
1983	Jacksonville	.317	90	331	51	105	15	7	14	63	2	6	0	36	78	29	7	4	.378
	Omaha	.316	46	171	27	54	10	3	5	21	1	0	1	18	36	13	5	1	.384
	KANSAS CITY	.344	33	122	13	42	2	6	2	18	2	2	0	4	19	4	3	2	.359
1984	Omaha	.325	83	314	45	102	15	5	7	43	2	1	1	24	56	9	7	6	.374
	KANSAS CITY	.147	41	116	11	17	3	0	2	12	0	2	0	10	19	4	3	3	.211
1985	Omaha	.263	109	403	58	106	26	10	6	34	3	3	1	26	89	15	6	9	.307
1987	Vancouver	.271	111	424	58	115	17	7	7	57	1	6	1	22	73	22	6	4	.305
	PITTSBURGH	.143	7	7	3	1	1	0	0	0	0	0	0	1	3	0	0	0	.250
1988	Charlotte	.301	101	412	62	124	23	7	13	82	2	1	1	24	40	17	5	3	.340
	Rochester	.143	8	28	4	4	0	2	0	0	1	0	2	0	2	0	0	0	.200
	BALTIMORE	.240	13	25	2	6	1	0	0	0	0	0	0	0	8	1	0	0	.240
1989	Rochester	.303	127	479	81	145	29	9	10	64	2	5	6	28	57	19	8	6	.346
	BALTIMORE	.167	5	6	1	1	1	0	0	0	0	0	0	0	3	0	0	0	.167
1990	Albuquerque	.342	124	480	87	164	31	9	10	85	0	11	4	24	53	25	14	2	.370
1991	Albuquerque	.313	91	284	55	89	19	10	7	44	0	2	2	18	51	12	5	0	.356
	LOS ANGELES-NL	.000	1	1	0	0	0	0	0	0	0	0	0	0	0	0	0	0	.000
1992	Syracuse	.280	134	550	67	154	31	9	9	74	2	5	2	33	77	19	6	2	.320
	Las Vegas	1.000	1	1	1	0	1	0	0	0	0	0	0	0	0	0	0	0	1.000
1993	TEXAS	.245	62	159	24	39	10	4	3	20	5	0	1	5	28	3	1	3	.273
1994	Oklahoma City	.304	106	381	60	116	23	9	6	55	4	2	4	20	44	19	5	5	.344
	TEXAS	.235	4	17	2	4	3	0	0	0	0	0	0	0	3	1	0	1	.235
	Minor League Totals	.297	1440	5407	854	1607	291	105	119	784	24	55	32	402	892	291	90	59	.346
	American League Totals	.245	158	445	53	109	20	10	7	50	7	4	1	19	80	13	7	9	.275
	National League Totals	.125	8	8	3	1	1	0	0	0	0	0	0	1	3	0	0	0	.222
	Major League Totals	.243	166	453	56	110	21	10	7	50	7	4	1	20	83	13	7	9	.274

DAVIS' RECORD AS MANAGER

YEAR	CLUB	LEAGUE	POSITION	WON	LOST	PCT.
1997	GCL Orioles	Gulf Coast	6th in division	27	33	.450
1998	GCL Orioles	Gulf Coast	4th in division	28	32	.467
1999	Delmarva	South Atlantic	4th/3rd in division (1st half/2nd half)	58	70	.453
	Minor League Totals			113	135	.456



GENE GLYNN

NAMED THIRD BASE COACH NOVEMBER 12, 2014

BATS/THROWS: R/R

BORN: 9/22/56 in Waseca, MN

RESIDES: Waseca, MN

CONTRACT STATUS: Signed to one-year contract thru 2016



**3RD BASE
COACH**



PERSONAL: Eugene Patrick Glynn...wife Julie, sons Gino and Christopher...graduated from Waseca (MN) High School in 1975 where he was an All-American in both basketball and baseball and was named the first ever "Mr. Basketball" in the state of Minnesota...attended Minnesota State University-Mankato from 1975-79 where he played baseball and basketball...participates annually in Twins Winter Caravan.

COACHING CAREER: Named Twins third base coach November 12, 2014...2016 marked his 24th season as professional coach...spent 10 seasons as a third base coach for Colorado (1996-98), Chicago-NL (2000-02) and San Francisco (2003-06)...served three seasons as Triple-A Rochester manager from 2012-14...served as pro scout for Tampa Bay Rays from 2007-11...served as first base coach for Montreal in 1999...began the 1995 season as the Rockies minor league field coordinator (also in this role in 1993), but following Don Zimmer's resignation was promoted to role of first base coach for the Rockies...made major league coaching debut as Rockies first base coach in 1994...served as manager for Single-A Bend in 1992 and won division title...was the manager for San Diego's Single-A Spokane from 1990-91 and was named Northwest League Manager of the Year in 1990 after team went 49-27 and won a league championship...was a minor league coach/manager for the Montreal Expos system from 1985-89 at various levels...made coaching debut in Montreal system as a player/coach for Triple-A Indianapolis.

PLAYING CAREER: Played seven seasons in the minor leagues from 1979-85 in Montreal's system, hitting .230 (308-for-1340) with 48 doubles, 11 triples, seven home runs, 137 RBI and 244 runs scored in 525 games...played third base, second base and shortstop.

PROFESSIONAL: Signed by Montreal as an undrafted free agent in 1979.

GLYNN'S PLAYING RECORD

YEAR	CLUB	AVG	G	AB	R	H	2B	3B	HR	RBI	SH	SF	HB	BB	SO	SB	CS	E	OBP
1979	Jamestown	.293	64	208	71	61	16	3	2	36	0	5	4	70	34	26	1	4	.470
1980	West Palm Beach	.216	109	291	50	63	10	1	1	23	3	2	2	64	49	17	12	28	.359
1981	Memphis	.210	113	276	46	58	3	2	2	23	2	2	0	45	36	11	9	27	.319
1982	Memphis	.240	96	300	50	72	12	2	2	25	15	1	4	45	36	16	10	27	.346
	Wichita	.263	10	19	4	5	0	1	0	3	0	0	0	1	4	0	0	1	.300
1983	Memphis	.125	7	24	0	3	0	0	0	1	0	0	0	3	2	0	2	0	.222
	Wichita	.198	61	111	14	22	3	2	0	17	2	1	1	11	11	5	0	5	.274
1984	Jacksonville	.000	6	2	0	0	0	0	0	1	0	0	0	2	0	0	0	0	.500
	Indianapolis	.212	56	104	9	22	4	0	0	8	5	0	0	13	14	0	4	6	.299
1985	Indianapolis	.400	3	5	0	2	0	0	0	0	0	0	0	1	0	0	0	0	.400
Minor League Totals		.230	525	1340	244	308	48	11	7	137	27	11	11	254	187	75	38	98	.355

GLYNN'S RECORD AS MANAGER

YEAR	CLUB	LEAGUE	POSITION	WON	LOST	PCT.
1986	Jacksonville	New York-Penn	4th	30	46	.395
1987	Jacksonville	New York-Penn	2nd	44	33	.571
1990	Spokane	Northwest	1st, Northwest League Champions	49	27	.645
1991	Spokane	Northwest	4th	24	52	.316
1992	Bend	Northwest	1st, Northwest League Champions	43	33	.566
2012	Rochester	International	4th	72	72	.500
2013	Rochester	International	2nd	77	67	.535
2014	Rochester	International	4th	77	67	.535
Minor League Totals				416	397	.512



EDDIE GUARDADO

NAMED BULLPEN COACH NOVEMBER 25, 2014

BATS/THROWS: R/L

BORN: 10/2/70 in Stockton, CA

RESIDES: Tustin, CA

CONTRACT STATUS: Signed to one-year contract
through 2016



BULLPEN COACH



18

PERSONAL: Edward Adrian Guardado...nicknamed "Everyday Eddie" during playing days...wife, Lisa (Limbaugh)...sons, Niko (12/24/96) and Jakob (2/26/02), and daughter, Ava Rose (5/17/05)...1989 graduate of Franklin (CA) High School, where he played baseball and football...as a senior was all-area and Most Valuable Player of his league in baseball and MVP of the football team...attended San Joaquin Delta (CA) Junior College...brother Danny was an infielder at Lewis & Clark College...was the MVP of his Babe Ruth team in 1985 and American Legion team in 1989...hosts an annual Stars & Strikes celebrity bowling tournament near his home in southern California to benefit autistic children and their families.

COACHING CAREER: 2016 marked his second season as a major league coach...spent time previously as special instructor at Twins spring training.

PLAYING CAREER: Played 17 seasons with Minnesota, Seattle, Cincinnati and Texas...inducted into Twins Hall of Fame in 2013...named one of "50 Greatest Twins" in 2010...played 12 seasons for Twins from 1993-2003 and again in 2008, going 37-48, 4.53 ERA (704.2 IP, 355 ER) in 648 career games, the most in club history...ranks fourth on Twins all-time list in saves (116)...Twins all-time leader in relief innings (579.0)...led AL in appearances (83) in 1996 and led AL in saves (45) in 2002...named to AL All-Star team in 2002 and '03...ranks 22nd on baseball's all-time list in games (908)...his 83 appearances in 1996 rank second on Twins all-time single-season list and 79 appearances in 1998 are tied for fourth.

PROFESSIONAL: Selected by the Twins in the 21st round of the 1990 First-Year Player Draft; signed by scout Kevin Murphy.

GUARDADO'S PLAYING RECORD

YEAR	CLUB	W-L	ERA	G	GS	CG	SH	SV	IP	H	R	ER	HR	HB	BB	SO	WP	BK	BAA
1991	Elizabethton	8-4	1.86	14	13	3	1	0	92.0	67	30	19	5	2	31	106	6	2	.199
1992	Kenosha	5-10	4.37	18	18	2	1	0	101.0	106	57	49	5	4	30	103	2	7	.274
	Visalia	7-0	1.64	7	7	1	1	0	49.1	47	13	9	1	0	10	39	0	1	.258
1993	Nashville	4-0	1.24	10	10	2	2	0	65.1	53	10	9	1	2	10	57	2	0	.221
	MINNESOTA	3-8	6.18	19	16	0	0	0	94.2	123	68	65	13	1	36	46	0	0	.319
1994	Salt Lake	12-7	4.83	24	24	2	0	0	151.0	171	90	81	23	2	51	87	3	1	.290
	MINNESOTA	0-2	8.47	4	4	0	0	0	17.0	26	16	16	3	0	4	8	0	0	.351
1995	MINNESOTA	4-9	5.12	51	5	0	0	2	91.1	99	54	52	13	0	45	71	5	1	.280
1996	MINNESOTA	6-5	5.25	83	0	0	0	4	73.2	61	45	43	12	3	33	74	3	0	.228
1997	MINNESOTA	0-4	3.91	69	0	0	0	1	46.0	45	23	20	7	2	17	54	2	0	.251
1998	MINNESOTA	3-1	4.52	79	0	0	0	0	65.2	66	34	33	10	0	28	53	2	0	.265
1999	MINNESOTA	2-5	4.50	63	0	0	0	2	48.0	37	24	24	6	2	25	50	0	0	.222
	New Britain	0-0	1.93	3	0	0	0	0	4.2	3	1	1	0	0	0	5	0	0	.176
2000	MINNESOTA	7-4	3.94	70	0	0	0	9	61.2	55	27	27	14	1	25	52	1	1	.238
2001	MINNESOTA	7-1	3.51	67	0	0	0	12	66.2	47	27	26	5	1	23	67	4	0	.197
2002	MINNESOTA	1-3	2.93	68	0	0	0	45	67.2	53	22	22	9	1	18	70	0	0	.215
2003	MINNESOTA	3-5	2.89	66	0	0	0	41	65.1	50	22	21	7	0	14	60	5	0	.207
2004	SEATTLE	2-2	2.78	41	0	0	0	18	45.1	31	14	14	8	1	14	45	0	0	.194
2005	SEATTLE	2-3	2.72	58	0	0	0	36	56.1	52	23	17	7	0	15	48	1	0	.239
2006	SEATTLE	1-3	5.48	28	0	0	0	5	23.0	29	14	14	8	0	11	22	0	0	.309
	CINCINNATI	0-0	1.29	15	0	0	0	8	14.0	15	5	2	2	1	2	17	0	0	.278
2007	Dayton	0-0	0.00	3	0	0	0	1	3.0	2	0	0	0	0	0	3	0	0	.182
	Louisville	0-0	4.50	9	0	0	0	0	8.0	11	4	4	2	0	4	3	0	0	.335
	CINCINNATI	0-0	7.24	15	0	0	0	0	13.2	16	11	11	2	1	4	8	0	0	.286
2008	TEXAS	3-3	3.65	55	0	0	0	4	49.1	38	20	20	3	0	17	28	1	0	.220
	MINNESOTA	1-1	7.71	9	0	0	0	0	7.0	12	6	6	1	0	2	5	0	0	.387
2009	TEXAS	1-2	4.46	48	0	0	0	0	38.1	39	21	19	8	2	15	20	1	0	.267
Minor League Totals		36-21	3.26	88	72	10	5	1	474.1	460	205	172	37	10	136	403	13	11	.256
American League Totals		46-61	4.31	223	878	25	0	179	917.0	864	460	439	134	14	342	773	25	2	.250
National League Totals		0-0	4.23	30	0	0	0	8	27.2	31	16	13	4	2	6	25	0	0	.282
Major League Totals		46-61	4.31	908	25	0	0	187	944.2	894	476	452	138	16	348	798	25	2	.251



RUDY HERNANDEZ

NAMED ASSISTANT HITTING COACH NOVEMBER 12, 2014

BATS/THROWS: R/R

BORN: 4/9/66 in Turmero, Aragua, VZ

RESIDES: Maracay, VZ

CONTRACT STATUS: Signed to one-year contract thru 2016



**ASST. HIT.
COACH**



63

PERSONAL: Rudolfo Jesus Hernandez...wife, Andrea...son, Bryan...resides in Maracay, VZ.

COACHING CAREER: Named Twins assistant hitting coach November 12, 2014...2016 marked his 16th season in Twins organization...2014 marked his second season and third stint with the GCL Twins after coaching there in 2009 and 2011...spent 2012 as coach for Double-A New Britain after also coaching for the Rock Cats in 2010...coached at Single-A Beloit from 2005-08 and was a coach for Single-A Quad City in 2004...managed GCL Twins from 2002-03...managed Rookie Elizabethton in 2001...named Appalachian League Manager of the Year after 41-22 first place finish in 2001...managed San Joaquin in Venezuelan Summer League in 2000...managed Aragua in Venezuelan Winter League in 1999 and 2000...has career minor league managerial record of 139-102 (.577)...coordinator of instruction at Twins Venezuelan Academy, 1996-2000...played three years of summer ball in Venezuela, 1993-96...played in Mexican League in 1992.

PLAYING CAREER: Played five seasons in New York Mets system (1987-91), hitting .250 (410-for-1637) with 55 doubles, 14 triples, three home runs and 156 RBI in 493 games...played second base and third base.

PROFESSIONAL: Signed by New York-NL as an undrafted free agent in 1986.

HERNANDEZ'S PLAYING RECORD

YEAR	CLUB	AVG	G	AB	R	H	2B	3B	HR	RBI	SH	SF	HB	BB	SO	SB	CS	E	OBP
1987	Kingsport	.264	66	216	33	57	10	1	2	27	4	2	1	31	41	8	3	22	.356
1988	Kingsport	.296	72	284	52	84	14	3	1	54	3	0	2	44	38	15	7	18	.394
1989	St. Lucie	.250	115	348	49	87	8	5	0	23	11	2	2	22	50	14	10	16	.297
1990	Jackson	.242	123	443	63	107	14	5	0	30	7	4	3	41	61	32	16	13	.308
1991	Williamsport	.217	117	346	38	75	9	0	0	22	6	2	0	67	69	25	14	21	.342
Minor League Totals		.250	493	1637	235	410	55	14	3	156	31	10	8	205	259	94	50	90	.335

HERNANDEZ'S RECORD AS MANAGER

YEAR	CLUB	LEAGUE	POSITION	WON	LOST	PCT.
2000	San Joaquin	Venezuelan Summer	2nd in division	35	24	.593
2001	Elizabethton	Appalachian	1st in division	41	22	.651
2002	GCL Twins	Gulf Coast	2nd in division	35	25	.582
2003	GCL Twins	Gulf Coast	3rd in division	28	31	.475
Minor League Totals				139	102	.577



JOE VAVRA

NAMED BENCH COACH NOVEMBER 25, 2014

BATS/THROWS: L/R

BORN: 11/16/59 in Chippewa Falls, WI

RESIDES: Menomonie, WI

CONTRACT STATUS: Signed to one-year contract thru 2016



BENCH COACH



46

PERSONAL: Joseph Alan Vavra (pronounced VAW-vra)...wife, Lesa (Heise), sons, Tanner (7/6/89), Treysen (9/17/91) and Terrin (5/12/97)...1978 graduate of Chippewa Falls (WI) Senior High School...named captain and MVP in baseball during senior season...1985 graduate of University of Wisconsin-Stout with a degree in Industrial Technology with a concentration in Plant Engineering...son Tanner was drafted by the Twins in the 30th round of the 2013 First-Year Player Draft out of Valparaiso University...son Trey drafted by Twins in 33rd round of 2014 First-Year Player Draft out of Florida Southern College...participates annually in Twins winter Caravan.

COACHING CAREER: Named Twins bench coach November 25, 2014...named Manager for Melbourne Aces for 2015-16 in the Australian Baseball League...served as the Twins third base coach 2013-14...served as Twins hitting coach 2006-12...served as Twins minor league field coordinator 2002-05...2001 head coach at University of Wisconsin-Stout before becoming interim Director of Player Development for Los Angeles-NL...minor league baserunning and bunting instructor for the Dodgers in 2000...served as major league roving coach for first half of the 1999 season before serving as minor league field coordinator in the second half...began 1998 season as special assignment major league coach for Los Angeles-NL before becoming minor league field coordinator at mid-point of season...managed Single-A Yakima 1994-97 and named Northwest League Manager of the Year in 1994 and 1996...led Yakima to Northern Division title in 1994 and Northwest League Championship in 1996...managed Single-A Vero Beach Dodgers in 1993...managed Single-A Yakima in the Northwest League in 1991-92...managed Rookie Great Falls Dodgers to consecutive league championships in 1989-90...named coach at Single-A Sarasota in 1987.

PLAYING CAREER: Played five seasons in the Dodgers organization from 1982-86...hit .307 (92-for-300) in 96 games for Double-A San Antonio in 1984 and .312 (131-for-420) in 110 games with Lodi in 1983.

PROFESSIONAL: Selected by Los Angeles-NL in the eighth round of the 1982 First-Year Player Draft; signed by scout Dale McReynolds.

VAVRA'S PLAYING RECORD

YEAR	CLUB	AVG	G	AB	R	H	2B	3B	HR	RBI	SH	SF	HB	BB	SO	SB	CS	E	OBP
1982	Lodi	.242	49	149	19	36	5	0	1	10	2	1	0	16	17	2	3	19	.313
1983	Lodi	.312	110	420	58	131	19	2	0	37	0	5	1	37	26	6	4	16	.365
1984	San Antonio	.307	96	300	36	92	15	1	1	40	0	3	0	32	17	4	3	4	.370
	Albuquerque	.227	11	44	5	10	0	0	0	3	1	0	0	3	3	0	1	4	.277
1985	Albuquerque	.272	61	202	31	55	9	1	1	15	1	0	3	21	13	2	0	13	.350
1986	Albuquerque	.250	38	72	11	18	3	1	0	5	1	0	0	7	8	0	2	4	.316
Minor League Totals		.288	365	1187	160	342	51	5	3	110	5	9	4	116	84	14	13	60	.351

VAVRA'S RECORD AS MANAGER

YEAR	CLUB	LEAGUE	POSITION	WON	LOST	PCT.
1989	Great Falls	Pioneer	1st (Northern Division)	53	14	.791
1990	Great Falls	Pioneer	1st (Northern Division)	48	20	.706
1991	Yakima	Northwest	1st (Northern Division)	44	32	.579
1992	Yakima	Northwest	2nd (Northern Division)	36	40	.474
1993	Vero Beach	Florida State	6th (E. Div., 1st half), 2nd (E. Div., 2nd half)	56	77	.471
1994	Yakima	Northwest	1st (Northern Division)	49	27	.645
1995	Yakima	Northwest	4th (Northern Division)	28	48	.368
1996	Yakima	Northwest	1st (Northern Division)	40	36	.526
1997	Yakima	Northwest	4th (Northern Division)	23	53	.303
2015	Melbourne	Australian	6th	20	35	.364
Minor League Totals				397	382	.510

TWINS STAFF



DAVE PRUEMER

HEAD ATHLETIC TRAINER

Dave Pruemer completed his 22nd season in the Twins organization and fourth as Head Athletic Trainer after serving eight seasons as Assistant Athletic Trainer. Pruemer attended the University of Southern Illinois, where he received his B.S. in Athletic Training.

A native of Teutopolis, IL, he began his career with the Twins organization in 1995 and served as Athletic Trainer for Rookie Elizabethton. After one year at Elizabethton, Pruemer was promoted to Single-A Ft. Myers, where he spent the 1996-97 seasons. He was the Athletic Trainer for Double-A New Britain from 1998-2001, and was named the Eastern League Trainer of the Year in 2000. Selected by Major League Baseball to work the Arizona Fall League in 2001 and 03, Pruemer also served as the Twins Triple-A athletic trainer from 2002-04. He was named International League Trainer of the Year in 2004 and was named the Head Athletic Trainer for the American League for the 2014 All-Star Game held at Target Field.

Dave and his wife, Tina, along with daughter, Hannah, and sons, Dylan and Tyler, live in Woodbury, MN.



TONY LEO

ASSISTANT ATHLETIC TRAINER

Tony Leo completed his 19th season with the Twins organization and his sixth as Assistant Athletic Trainer. Leo attended Bowling Green State University, where he received his B.S. in Sports Management with an Athletic Training emphasis.

A native of Salem, OH, he began his career in 1997 with the GCL Twins. Leo was hired full time in 1998 and served as the Trainer for Rookie Elizabethton. He was promoted to Single-A Quad Cities, where he spent the 2000-01 seasons.

Leo was the Trainer for Double-A New Britain from 2002-04, and was named the 2003 Eastern League All-Star Trainer. In 2005, Leo was promoted to Triple-A Rochester and selected by MLB to work the Arizona Fall League. He served as the Triple-A Trainer from 2005-10 and selected as the Triple-A All-Star Game Trainer in 2009. Leo is also a Fellow of Applied Functional Science (FAFS) through the Gray Institute.

Tony, his wife, Jennifer, and their daughter, Olivia, live in Schaumburg, IL.



LANNING TUCKER

ASSISTANT ATHLETIC TRAINER AND REHAB COORDINATOR

Lanning Tucker completed his fourth season in the major leagues as Assistant Athletic Trainer and Rehab Coordinator for the club. His first season in the Twins Minor League system was 1992 and has worked at various levels in the Minor Leagues from 1992-98. From 1999 to 2012 he served as the Head Minor League Athletic Trainer and Rehab Coordinator.

Lanning earned his Bachelor's degree at Texas A&M University in 1987 and his Master's degree from the United States Sports Academy in 1992.

Lanning has two sons, Aaron and Bryan, and resides in Ft. Myers, FL.



PERRY CASTELLANO

STRENGTH AND CONDITIONING COACH

Perry Castellano completed his 17th season as a strength coach in professional baseball. 2016 marked his 10th season as the Director of Strength and Conditioning for the Twins. He spent five years as the Minor League Strength and Conditioning Coordinator for the Twins and two years with the Texas Rangers. His responsibilities include day-to-day instruction for the major league club, as well as developing and designing various programs throughout the entire organization.

Castellano, 56, was the 2010 recipient of the Nolan Ryan Award, given to the MLB Strength Coach of the year and was selected as the American League Strength and Conditioning Coach for the 2014 MLB All-Star Game at Target Field. Perry received a B.Sc. degree in Kinesiology from Pepperdine University and an M.A. degree in Management from National University in San Diego.

Perry, wife, Lori, and sons, Cory and Brady, reside in Cape Coral, FL.



NATE DAMMANN

BULLPEN CATCHER

Nate Dammann completed his 10th season as bullpen catcher for the Twins. His responsibilities include preparing the field for batting practice, as well as catching pitchers in the bullpen prior to and during games. In addition, he assists Twins minor league coaches during Instructional League and has traveled to the Twins Academy in the Dominican Republic to coach minor league players each of the past four off-seasons.

Dammann is a 2004 graduate of Hamline University in St. Paul, with a degree in Secondary Education. He played four years of baseball for the Pipers and also played quarterback on their football team.

Nate, wife, Kate, and daughters, Ada and Avery, reside in St. Paul, MN.

TWINS STAFF



ROD MCCORMICK EQUIPMENT MANAGER

Rod McCormick completed his 23rd season with the Twins, and 10th as the club's Equipment Manager. McCormick joined the Twins as a ball boy in 1994, and became the Home Clubhouse Assistant in 1998. He was named home Clubhouse Manager in April 2007.

A graduate of Minnetonka High School, McCormick attended the University of Minnesota from 1993-96. He oversees all the upkeep of team and personal player equipment and the movement of equipment on all road trips and spring training.

Rod, wife, Kristen, and twin sons, Charlie and Parker, reside in Minnetonka, MN.



JASON LIZAKOWSKI VISITING CLUBHOUSE MANAGER

Jason Lizakowski completed his 19th season with the Twins and fifth as Visiting Clubhouse Manager. Lizakowski joined the Twins as a ball boy in 1998, and became the Visiting Clubhouse Assistant in 2000. He was named Visiting Clubhouse Manager in January of 2012.

A graduate of Rosemount High School in 1991, Lizakowski, along with his father, started a small construction business serving the metro area before joining the Twins in 1998. He oversees all the upkeep of visiting team needs and the movement of equipment in and out of Target Field.

Jason, wife, Katie, and daughter, Ava, reside in Ramsey, MN.



SEAN HARLIN DIRECTOR, MAJOR LEAGUE VIDEO

Sean Harlin completed his 25th year with the Twins and fourth as the Director of Major League Video, a position he was named to in December of 2012. Harlin attended St. John's University in Collegeville, MN, where he received his BA in English.

In his role as Director of Major League Video, Harlin is responsible for selecting video and baseball data for coaching and scouting purposes for the major leagues as well as overseeing the Twins minor league video coaching program.

Harlin began his career with the Twins in 1992 as an office services assistant until joining the Twins media relations department, where he served as Manager of Media Relations from 1995-2005.

Sean, his wife, Andrea, and their son, Tadhg, reside in Eagan, MN.



MIKE HERMAN DIRECTOR, TEAM TRAVEL

Mike Herman completed his 18th season with the Twins and fifth as Director of Team Travel. He is responsible for planning and implementing the club's travel needs, including charter aircraft, ground transportation and hotel accommodations for the entire traveling party during spring training and the regular season.

Herman began his career with the Twins as a Media Relations Intern in 1999, before being hired full-time as a Media Relations Assistant at the start of the 2000 season. He also held the positions of Assistant Manager of Media Relations (2001-03) and Manager of Media and Player Relations (2004-06). He was named Director of Baseball Communications in 2007 and served in that role until being named to his current position in June of 2012.

After graduating from Hopkins High School, Herman attended St. Olaf College, where he played baseball and graduated in 1998 with a degree in Communications.

Mike, his wife, Brittany, and their sons, Cole and Chase, reside in Plymouth, MN.



JACK GOÏN DIRECTOR, BASEBALL RESEARCH

Jack Goïn completed his 14th season with the Twins and first as Director of Baseball Research. The 1999 graduate of Lake Forest College majored in Business Administration and earned an MBA from the University of St. Thomas.

Goïn has been with the Twins since 2001, before being hired full-time in 2003. He has held several positions with the Twins including Administrative Asst. to Scouting, Administrative Asst. to the General Manager (2005-09), Manager of Major League Administration (2009-11), and Manager of Major League Administration and Baseball Research (2011-15).

He oversees the baseball research department, advance scouting process, and technology initiatives in Baseball Operations. He also assists the General Manager and Assistant General Manager with roster management, arbitration preparation, negotiating player contracts with less than three years of major league service, and interpretation of the CBA and major league rules.

Jack, his wife, Amy, and their children, Grace and Jackson, reside in Eagan, MN.

TWINS 40-MAN ROSTER AS OF OCTOBER 3, 2016

No.	MGR/COACHES	Position	B-T	Born	Birthplace	Residence
4	Paul Molitor	Manager	R-R	8/22/1956	St. Paul, MN	Edina, MN
41	Neil Allen	Pitching	R-R	1/24/1958	Kansas City, KS	Sarasota, FL
23	Tom Brunansky	Hitting	R-R	8/20/1960	Covina, CA	Poway, CA
40	Butch Davis	First Base	R-R	6/19/1958	Williamston, NC	Garner, NC
13	Gene Glynn	Third Base	R-R	9/22/1956	Waseca, MN	Waseca, MN
18	Eddie Guardado	Bullpen	R-L	10/2/1970	Stockton, CA	Tustin, CA
63	Rudy Hernandez	Asst. Hitting	R-R	4/9/1966	Turmero, Aragua, VZ	Maracay, VZ
46	Joe Vavra	Bench	L-R	11/16/1959	Chippewa Falls, WI	Menomonie, WI

No.	PITCHERS (24)	B-T	HT	WT	Born	Birthplace	Residence	MLS
58	Andrew Albers	R-L	6-1	200	10/6/1985	North Battleford, SAS, CAN	Goodyear, AZ	0.112
17	José Berríos	R-R	6-0	187	5/27/1994	Bayamon, PR	Bayamon, PR	0.075
62	Buddy Boshers	L-L	6-3	205	5/9/1988	Huntsville, AL	Huntsville, AL	1.009
60	J.T. Chargois	S-R	6-3	200	12/3/1990	Sulphur, LA	League City, TX	0.058
64	Pat Dean	L-L	6-1	195	5/25/1989	Waterbury, CT	Naugatuck, CT	0.095
56	Tyler Duffey	R-R	6-3	222	12/27/1990	Houston, TX	Houston, TX	1.043
44	Kyle Gibson	R-R	6-6	216	10/23/1987	Greenfield, IN	Ft. Myers, FL	3.056
45	Phil Hughes	R-R	6-5	238	6/24/1986	Mission Viejo, CA	Laguna Beach, CA	9.113
27	Brandon Kintzler	R-R	6-0	191	8/1/1984	Las Vegas, NV	Las Vegas, NV	5.003
81	Yorman Landa	R-R	6-0	175	6/11/1994	Santa Teresa, VZ	Santa Teresa, VZ	0.000
53	Pat Light	R-R	6-5	220	3/29/91	Colts Neck, NJ	Hoboken, NJ	0.055
65	Trevor May	R-R	6-5	240	9/23/1989	Longview, WA	Kelso, WA	2.051
49	Adalberto Mejía	R-L	6-3	195	6/20/1993	Bonao, DR	Bonao, DR	0.001
74	Mason Melotakis	R-L	6-2	220	6/28/1991	Bloomington, IN	Colleyville, TX	0.000
33	Tommy Milone	L-L	6-0	220	2/16/1987	Saugus, CA	Santa Clarita, CA	4.114
61	Ryan O'Rourke	R-L	6-3	228	4/30/1988	Worcester, MA	Worcester, MA	1.006
15	Glen Perkins	L-L	6-0	205	3/2/1983	St. Paul, MN	Lakeville, MN	9.010
57	Ryan Pressly	R-R	6-3	210	12/15/1988	Dallas, TX	Highland Village, TX	3.053
55	Taylor Rogers	L-L	6-3	170	12/17/1990	Littleton, CO	Littleton, CO	0.146
76	Randy Rosario	L-L	6-1	200	5/18/1994	Nagua, DR	Rio San Juan, DR	0.000
54	Ervin Santana	R-R	6-2	175	12/12/1982	San Cristobal, DR	San Cristobal, DR	11.104
66	Hector Santiago	R-L	6-0	215	12/16/1987	Newark, NJ	Goodyear, AZ	5.016
59	Michael Tonkin	R-R	6-7	220	11/19/1989	Glendale, CA	Palmdale, CA	2.005
51	Alex Wimmers	L-R	6-2	218	11/1/1988	Cincinnati, OH	Cincinnati, OH	0.039

No.	CATCHERS (3)	B-T	HT	WT	Born	Birthplace	Residence	MLS
37	Juan Centeno	L-R	5-9	195	11/16/1989	Arecibo, PR	Arecibo, PR	1.084
12	John Ryan Murphy	R-R	5-11	205	5/13/1991	Bradenton, FL	Bradenton, FL	2.013
8	Kurt Suzuki	R-R	5-11	203	10/04/1983	Wailuku, HI	Torrance, CA	9.113

No.	INFIELDERS (9)	B-T	HT	WT	Born	Birthplace	Residence	MLS
30	James Beresford	L-R	6-1	170	1/19/1989	Mount Waverley, AUS	Glen Waverley, AUS	0.028
2	Brian Dozier	R-R	5-11	198	5/15/1987	Fulton, MS	Hattiesburg, MS	4.100
5	Eduardo Escobar	S-R	5-10	185	1/5/1989	Villa de Cura, VZ	Palo Negro, VZ	4.128
7	Joe Mauer	L-R	6-5	225	4/19/1983	St. Paul, MN	Ft. Myers, FL	13.000
52	Byung Ho Park	R-R	6-1	220	7/10/1986	Seoul, South Korea	Seoul, South Korea	0.090
24	Trevor Plouffe	R-R	6-2	215	6/15/1986	West Hills, CA	Porter Ranch, CA	5.162
11	Jorge Polanco	S-R	5-11	198	7/5/1993	San Pedro de Macoris, DR	Santo Domingo, DR	0.106
22	Miguel Sano	R-R	6-4	262	5/11/1993	San Pedro de Macoris, DR	San Pedro de Macoris, DR	1.095
19	Kennys Vargas	S-R	6-5	289	8/1/1990	Canovanas, PR	Morovis, PR	1.065

No.	OUTFIELDERS (7)	B-T	HT	WT	Born	Birthplace	Residence	MLS
25	Byron Buxton	R-R	6-2	189	12/18/1993	Baxley, GA	Baxley, GA	1.065
36	Robbie Grossman	S-L	6-0	215	9/16/1989	San Diego, CA	Houston, TX	2.061
26	Max Kepler	L-L	6-4	207	2/10/1993	Berlin, Germany	Berlin, Germany	0.153
20	Eddie Rosario	L-R	6-1	180	9/28/1991	Guayama, PR	Guayama, PR	1.120
39	Danny Santana	S-R	5-11	185	11/7/1990	Monte Plata, DR	Monte Plata, DR	2.111
32	Logan Schafer	L-L	6-1	199	9/8/1986	San Jose, CA	Chandler, AZ	2.151
73	Adam Brett Walker	R-R	6-5	225	10/18/1991	Milwaukee, WI	Milwaukee, WI	0.000





ANDREW ALBERS

HEIGHT/WEIGHT: 6-1/200
BATS/THROWS: R/L
BORN: 10/6/85 in North Battleford, SAS, CAN
AGE: 30
RESIDES: Goodyear, AZ
ACQUIRED: Signed as minor league free agent, 4/29/16
M.L. SERVICE: 112 days
CONTRACT STATUS: Signed thru 2016



LHP



58

2016		GAME HIGHS		CAREER	
IP: 6.0, 8/11 vs. HOU	Walks: 3, 8/30 at CLE		IP: 9.0, 8/12/13 vs. CLE	Walks: 3, 8/30/16 at CLE	
SO: 6, 9/4 vs. CWS	CG: --		SO: 6, 9/4/16 vs. CWS	CG: 1, 8/12/13 vs. CLE	
Win-Streak: --	Low-Hit: --		Win-Streak: 2, 8/6-12/13	Low-Hit: 2, 8/12/13 vs. CLE	

PERSONAL: Andrew William Albers...2004 graduate of John Paul II High School in North Battleford, SAS...attended the University of Kentucky from 2005-08, going 20-18, 4.48 ERA (239.0 IP, 119 ER) with 12 saves in 81 games (31 starts)...played for Team Canada and won the Bronze Medal at the 2011 Baseball World Cup and the Gold Medal in the 2011 Pan-Am Games...pitched 6.2 innings in the Gold Medal-winning game of the Pan-Am Games, earning the win over the U.S.

- 2016:**
- ☛ Began season with Lancaster in the Independent Atlantic League...made one start, allowing just one hit and one walk while striking out nine in 7.0 innings.
 - ☛ Signed by the Twins to a minor league contract April 27 and reported to Triple-A Rochester.
 - ☛ Pitched two complete games: May 11 vs. Gwinnett and July 21 vs. Syracuse, allowing one run in both games.
 - ☛ Went 3-1, 2.63 ERA (37.2 IP, 11 ER) with four walks and 25 strikeouts in six June start for the Wings.
 - ☛ Named Twins minor league Player of the Week July 23, going 2-0, 0.00 (15.0 IP) with two walks and seven strikeouts in two starts.
 - ☛ Ranked second on Red Wings in starts (21) and innings pitched (124.1), tied for second in wins (10), and third in strikeouts (84).
 - ☛ Contract selected by Minnesota August 11, optioned back August 13 then recalled for final time August 26.
 - ☛ Made season debut with Twins August 11 vs. Houston, pitching 6.0 innings of relief, throwing 108 pitches, tied with Oscar Munoz (August 21, 1995) for most pitches by a reliever in club history.
 - ☛ Combined to go 10-6, 3.95 ERA (141.1 IP, 62 ER) with 36 walks and 100 strikeouts in 27 games (23 starts) between Rochester and Minnesota.

2015: Signed as a free agent with Toronto...began season with Triple-A Buffalo...recalled for one start May 1 with the Blue Jays, going 2.2 innings allowing one run on a solo home run with two walks and one strikeout...optioned following the game and finished the season with Buffalo...in 20 appearances (15 starts) with the Bisons, went 2-11, 5.70 ERA (83.2 IP, 53 ER) with 26 walks and 53 strikeouts...granted free agency following the season...played for Margarita in the Venezuelan Winter League following the season.

2014: Pitched for the Hanwha Eagles of the Korea Baseball Organization, posting a 6-13 record with a 5.89 ERA in 28 starts...his 28 starts were a team-high, and led club with 107 strikeouts...recorded one of two complete games for Eagles in 2014...walked just 2.4 batters-per-9.0 IP, tied for club lead.

2013: Played for Team Canada in the World Baseball Classic, allowing two runs on six hits in 3.0 innings pitched...was one of seven players ejected as part of a brawl between Team Canada and Team Mexico on March 9...started the season with Triple-A Rochester, posting a 23.2-inning streak without allowing an earned run April 30-May 23...had a 13.1-inning scoreless streak April 30-May-11 snapped on two unearned runs...earned his first career Triple-A win May 17 vs. Durham, tossing 6.1 shutout innings, with five hits allowed, three walks and six strikeouts...career-high seven-game win-streak May 17-June 23, posting a 3.06 ERA (50.0 IP, 17 ER) in that time...recorded minor league career-high 10 strikeouts July 13 vs. Pawtucket...recorded 10th win July 21 at Syracuse, tossing 5.1 scoreless innings pitched, becoming the first 10-game winner at Rochester since 2008, when Francisco Liriano and Phil Humber each did it...went 11-4, 2.57 ERA (108.2 IP, 31 ER) in final 17 starts for the Red Wings from the beginning of May on...named Twins minor league Player of the Week June 7 after tossing first career complete game shutout June 7 at Gwinnett, allowing six hits, no walks and seven strikeouts...selected to 2013 Triple-A All-Star Game after going 9-4, 3.11 ERA in 19 starts...pitched 1.0 scoreless inning, allowing one unearned run on two hits with one strikeout in the game...threw his second complete game July 26 vs. Norfolk, allowing two runs on three hits, earning the win, becoming the first Wings starter to win 11 games in a season since Brian Duensing in 2007...pitched second straight complete game July 31 at Lehigh Valley, allowing two runs on five hits in 8.0 innings pitched...went 4-0, 1.27 ERA (28.1IP, 4 ER) over final four starts at Rochester...had contract selected by Minnesota August 2 when the Twins optioned Scott Diamond to Triple-A Rochester...ranked in the top five of several IP pitching categories, including strikeouts (1st - 116), wins (1-2nd - 11), innings pitched (3rd - 132.1) and ERA (5th - 2.86) at time of promotion...made major league debut August 6 at Kansas City, tossing 8.1 shutout innings with four

hits allowed, one walk and two strikeouts, earning the win; put two runners on base before being pulled...according to the Elias Sports Bureau, he became the first pitcher in club history (since 1961) to throw more than 7.0 scoreless innings in his major league debut; also became the third pitcher in Twins/Senators franchise history (since 1901) to pitch 8.0-plus scoreless innings in his debut, the previous two being Washington's George Dumont (9.0 IP) September 14, 1915 vs. Cleveland and Washington's Mike Fornieles (9.0 IP) September 2, 1952 vs. Philadelphia...he became the 11th different Twins starter to win in his debut...pitched a complete game shutout August 12 vs. Cleveland, allowing two hits and walking none, earning the win...he became the fourth Twins rookie to throw a complete game shutout with two hits allowed-or-fewer, the first since Gary Serum August 19, 1978 against Toronto (2 hits)...according to the Elias Sports Bureau, he became the first pitcher not to allow a run in either of his first two games in the major leagues while pitching at least 8.0 innings in each game since Baltimore's Tom Phoebus began his career with consecutive shutouts in September 1966...he became the first Twin to win his first two career starts since Eric Milton April 4 and 11, 1998...allowed his first major league run in the first inning August 17 vs. Chicago-AL, snapping his 17.1 scoreless inning streak to start his career...it was the longest scoreless inning streak to begin a career by a Twins starter...received Jim Rantz Award as Twins minor league Pitcher of the Year.

2012: Spent the season with Double-A New Britain...did not walk a batter in his first four appearances (20.0 IP) April 7-21...placed on 7-day disabled list June 14, with a back strain...pitched in two games on rehab assignment with GCL Twins, reinstated August 4...Eastern League All-Star Game selection.

2011: Started the season with Single-A Ft. Myers...pitched 2.2 innings April 13 vs. St. Lucie, his first appearance since having "Tommy John" surgery...pitched in 22 games, posting a 1.55 ERA (52.1 IP, 9 ER) with Ft. Myers before being transferred to New Britain...pitched in 13 games with New Britain, posting a 2.91 ERA over 43.1 innings pitched.

2010: Pitched for Quebec in the Can-Am League (Independent), going 3-0, 1.40 ERA (57.2 IP, 9 ER) with 16 walks and 59 strikeouts in 40 games.

2009: Placed on the disabled list August 2 with a ulnar collateral ligament injury in his left elbow...had "Tommy John" surgery on June 17.

2008: Played his first professional season with AZL Padres, pitching in five games, making two starts, throwing 7.0 innings with no earned runs allowed.

PROFESSIONAL: Selected by San Diego in 10th round of 2010 First-Year Player Draft.

ALBERS' PITCHING RECORD																			
YEAR	CLUB	W-L	ERA	G	GS	CG	SHO	S	IP	H	R	ER	HR	HB	BB	SO	WP	BK	BAA
2008	AZL Padres	1-0	0.00	5	2	0	0	0	7.0	3	1	0	0	0	3	7	0	0	.136
2009		INJURED - DID NOT PLAY																	
2010	Quebec (Ind.)	3-0	1.40	40	0	0	0	17	57.2	41	13	9	0	2	16	59	2	1	N/A
2011	Ft. Myers	4-1	1.55	22	2	0	0	4	52.1	48	11	9	2	1	7	46	1	0	.247
	New Britain	4-1	2.91	13	5	0	0	0	43.1	44	15	14	0	5	7	34	2	0	.270
2012	Ft. Myers	1-0	1.93	2	1	0	0	0	4.2	4	1	1	0	0	3	3	0	0	.222
	New Britain	4-3	3.75	19	17	0	0	0	98.1	11	41	41	7	2	12	73	6	3	.297
2013	Rochester	11-5	2.86	22	22	3	1	0	132.1	124	46	42	14	0	32	116	0	1	.251
	MINNESOTA	2-5	4.05	10	10	1	1	0	60.0	64	34	27	6	2	7	25	0	1	.271
2015	TORONTO	0-0	3.38	1	0	0	0	0	2.2	1	1	1	1	0	2	1	0	0	.111
	Buffalo	2-11	5.70	20	15	1	0	0	83.2	110	57	53	7	4	26	53	2	1	.324
2016	Lancaster (Ind.)	1-0	0.00	1	1	0	0	0	7.0	1	0	0	0	0	1	9	0	0	---
	Rochester	10-6	3.69	21	21	2	0	0	124.1	150	53	51	10	4	30	84	8	0	.305
	MINNESOTA	0-0	5.82	6	2	0	0	0	17.0	27	16	11	5	0	6	16	1	0	.342
Ind. League Totals		4-0	1.25	41	1	0	0	17	64.2	42	13	9	0	2	17	68	2	1	---
Minor League Totals		37-27	3.48	124	85	2	0	4	546.0	594	225	211	40	16	120	416	19	5	.283
Major League Totals		2-5	4.41	17	12	1	1	0	79.2	92	51	39	12	2	15	42	1	1	.284

ALBERS' CAREER FIELDING RECORD									
POSITION	PCT	G	PO	A	E	TC	DP	PB	
Pitcher	1.000	17	5	12	0	17	2	---	

ALBERS' 2016 GAME LOGS																				
DATE	OPP	W	L	SV	SVO	HLD	ERA	GS	CG	IP	H	R	ER	HR	BB	IBB	HB	SO	AVG	#PIT
8/11	Hou	0	0	0	0	0	4.50	0	0	6.0	11	5	3	1	1	0	0	5	.379	108
8/26	@Tor	0	0	0	0	0	4.32	0	0	2.1	1	2	1	1	0	0	0	1	.316	30
8/30	@Cle	0	0	0	0	0	6.97	1	0	2.0	6	4	4	2	3	0	0	2	.367	58
August		0	0	0	0	0	6.97	1	0	10.1	18	11	8	4	4	0	0	8	.367	196
9/4	CWS	0	0	0	0	0	6.60	1	0	4.2	6	5	3	1	1	0	0	6	.338	88
9/11	Cle	0	0	0	0	0	6.19	0	0	1.0	2	0	0	0	0	0	0	1	.347	10
9/23	Sea	0	0	0	0	0	5.82	0	0	1.0	1	0	0	0	1	0	0	1	.342	32
Sep/Oct		0	0	0	0	0	4.05	1	0	6.2	9	5	3	1	2	0	0	8	.300	130
Totals		0	0	0	0	0	5.82	2	0	17.0	27	16	11	5	6	0	0	16	.342	326

JAMES BERESFORD

HEIGHT/WEIGHT: 6-1/170
BATS/THROWS: L/R
BORN: 1/19/89 in Mount Waverley, Australia
AGE: 27
RESIDES: Glen Waverley, Australia
ACQUIRED: Signed as an undrafted free agent, 8/13/05
M.L. SERVICE: 28 days
CONTRACT STATUS: Signed thru 2016



INF



30

@JAMESBERESFORD2

2016		GAME HIGHS		CAREER	
Hits: 1, 5x, last 10/1 at CWS	HR: --		Hits: 1, 5x, last 10/1/16 at CWS	HR: --	
RBI: --	Grand Slam: --		RBI: --	Grand Slam: --	
Hit-Streak: 2, 9/10-11	SB: --		Hit-Streak: 2, 9/10-11/16	SB: --	

PERSONAL: James Richard Beresford (pronounced BEAR-ess-ferd)...attended Wesley College in Melbourne, Victoria (Australia)...played with Waverley Baseball Club in Australia and was named club Most Valuable Player before signing with the Twins in 2005...younger brother Simon was drafted by Milwaukee in 32nd round of 2002 First-Year Player Draft.

2016:

- Was invite to Twins spring training, reassigned to minor league camp March 26 and began season at Triple-A Rochester.
- Hit .315 (34-for-108) with four doubles, one triple and 23 runs scored in 28 May games.
- Set minor league career-high with five hits (6 at-bats) July 23 at Syracuse.
- Played 52 games at third base for the Red Wings, 42 at second base and 25 at first base.
- Led the Red Wings in runs scored (63) and hits (125), and third in games (122) and walks (43).
- Contract selected by Minnesota September 6.
- At time of call-up had played in 1,070 career minor league games...only two active minor league players (Christian Marrero - 1,126 and Juan Ciriaco - 1,075) had played in more minor league games before appearing in a major league game.
- Recorded first major league hit September 10 vs. Cleveland, singling off Shawn Armstrong.
- Played in 10 games for the Twins, hitting .227 (5-for-22).

2015: Was invite to Twins spring training, reassigned to minor league camp March 24 and spent entire season at Triple-A Rochester...hit safely in season-high 13 straight April 22-May 9, hitting .415 (22-for-53) with three doubles and eight RBI in that span...named Triple-A All-Star and was starting second baseman, batting second for the International League, going 2-for-3 with a single, triple and run scored...played 118 games (117 starts) at second base for the Red Wings and just two games (1 start) at shortstop; committed just 10 errors...hit .221 (15-for-68) pre-All-Star break and .343 (37-for-108) post-All-Star break...hit .304 (38-for-125) against right-handed pitching for the Red Wings, and .275 (14-for-51) against left-handed pitching...led Red Wings in games (129) and hits (153), third in total bases (179), and tied for third in doubles (21)...named International League Postseason All-Star after ranking second in International League in batting average (.307) and hits.

2014: Was invite to Twins spring training, reassigned to minor league camp March 16 and spent entire season at Triple-A Rochester...hit second career home run and first of season May 5 at Columbus...went 1,670 plate appearances between first and second career homers (previous in 2010)...recorded career-high four RBI twice: May 5 at Columbus and June 19 vs. Pawtucket...hit safely in season-high 12 straight games June 3-15, hitting .347 (17-for-49) with three doubles, one triple, three RBI and 11 runs scored during streak...hit third career home run and second of season July 17 at Norwich...went just 281 plate appearances between second and third career homers...hit .293 (104-for-355) with 25 extra-base hits off right-handed pitching and .237 (36-for-152) with seven extra-base hits off left-handed pitching...played 128 games at second base, committing 11 errors; played three games at third base...set career-highs in doubles (28) and extra-base hits (32)...ranked sixth in the International League in hits (140) and ninth in games (131).

2013: Represented team Australia in the World Baseball Classic, hitting .182 (2-for-11) with one walk in three games...earned an invite to Twins spring training, reassigned to minor league camp March 14 and reported to Double-A New Britain...hit .319 (22-for-69) in 21 April games and .333 (23-for-69) in 18 May games...placed on 7-day disabled list May 4 with a groin strain; reinstated May 17...hit safely in 19 of final 24 games for the Rock Cats and was promoted to Triple-A Rochester June 10...hit .351 (20-for-57) with 14 runs scored in 18 July games and .303 (27-for-89) in 24 August games...combined to hit .306 (109-for-356) in 103 games between both levels, including a .336 (96-for-286) average against right-handed pitching and a .186 (13-for-70) average against left-handers.

2012: Spent entire season with Double-A New Britain...led the Rock Cats in games played at second base (53) and shortstop (60)...finished season first on the team in sacrifice hits (7); fifth in games played (114), hits (98) and walks (35); and tied for fourth in triples (3)...committed just 10 errors on the season in 491 total chances (.980 fielding percentage)...named to 2013 Australian roster for World Baseball Classic.

2011: Spent entire season with Single-A Ft. Myers...led team in games (131), at-bats (485) and hits (131) for second consecutive season...hit .358 (39-for-109) with four doubles, nine RBI and 16 walks in July, hitting safely in 23 of 29 games.

2010: Spent entire season with Single-A Beloit...led team in games (126), at-bats (491) and hits (146), and was second in runs (70) and batting average (.297)...went 14-for-14 in stolen base attempts...started the season hitting .057 (2-for-35) in first 10 games April 8-20...raised overall batting average .082 points in May (.164 to .246), batting .291 (32-for-110) with four doubles and nine RBI...hit first career home run July 11 against Quad Cities...played in the Australian Baseball League over the winter for Melbourne, batting .421 (16-for-38).

2009: Spent entire season with Single-A Beloit...led organization in sacrifice hits (17) and team in at-bats (450) and hits (130), and was second in games (114), runs (52) and stolen bases (15)...had first career four-hit game July 16 vs. Burlington...named Beloit's Player of the Year...represented Team Australia in the World Baseball Classic, batting .444 (4-for-9) with a double and four RBI in three games.

2008: Spent entire season with Rookie Elizabethton...led team in sacrifice hits (5).

2007: Started professional career in Rookie Gulf Coast League, batting .288 (40-for-139) with a .349 on-base percentage.

2006: Disabled entire season with surgery to repair torn labrum in right shoulder.

PROFESSIONAL: Signed by Twins as undrafted free agent, August 13, 2005; signed by scout Howard Norsetter.

BERESFORD'S PLAYING RECORD

YEAR	CLUB	AVG	G	AB	R	H	2B	3B	HR	RBI	SH	SF	HBP	BB	SO	SB	CS	E	OBP
2006		DID NOT PLAY - INJURED																	
2007	GCL Twins	.288	45	139	22	40	2	0	0	14	6	0	1	12	23	7	2	12	.349
2008	Elizabethton	.246	55	179	26	44	5	1	0	23	5	0	2	25	35	1	4	23	.345
2009	Beloit	.289	114	450	52	130	11	0	0	38	17	1	3	34	70	15	11	25	.342
2010	Beloit	.297	126	491	70	146	19	5	1	59	7	2	6	34	56	14	14	18	.349
2011	Ft. Myers	.270	131	485	51	131	12	1	0	37	9	6	2	43	63	4	8	20	.328
2012	New Britain	.266	114	369	38	98	12	3	0	25	7	1	1	35	53	3	3	10	.330
2013	New Britain	.316	45	158	21	50	5	0	0	19	4	3	2	14	22	5	0	4	.373
	Rochester	.298	58	198	34	59	7	1	0	21	5	1	2	16	29	5	2	4	.355
2014	Rochester	.276	131	507	65	140	28	2	2	47	8	4	1	36	75	7	4	11	.323
2015	Rochester	.307	129	498	58	153	21	1	1	50	3	6	0	29	57	2	2	10	.341
2016	Rochester	.269	122	465	63	125	14	3	0	36	4	3	1	43	78	2	1	4	.330
	MINNESOTA	.227	10	22	0	5	1	0	0	1	0	0	0	1	6	0	0	1	.261
	Minor League Totals	.283	1070	3939	500	1116	136	17	4	368	75	27	21	321	561	65	51	141	.338
	Major League Totals	.227	10	22	0	5	1	0	0	1	0	0	0	1	6	0	0	1	.261

BERESFORD'S WORLD BASEBALL CLASSIC RECORD

YEAR	CLUB	AVG	G	AB	R	H	2B	3B	HR	RBI	SH	SF	HBP	BB	SO	SB	CS	E	OBP
2009	Australia	.444	3	9	0	4	1	0	0	4	0	1	0	0	0	0	0	1	1.400
2013	Australia	.182	3	11	0	2	0	0	0	0	0	0	0	1	1	0	0	1	.250
	WBC Totals	.300	6	20	0	6	1	0	0	4	0	1	0	1	1	0	0	2	.318

BERESFORD'S CAREER FIELDING RECORD

POSITION	PCT	G	PO	A	E	TC	DP	PB
First Base	.971	6	28	5	1	34	6	—
Second Base	1.000	1	0	1	0	1	0	—
Third Base	1.000	3	1	5	0	6	2	—
Totals	.976	10	29	11	1	41	8	—



JOSÉ BERRÍOS

HEIGHT/WEIGHT: 6-0/187
BATS/THROWS: R/R
BORN: 5/27/94 in Bayamon, PR
AGE: 22
RESIDES: Bayamon, PR
ACQUIRED: 1st round (32nd overall),
 2012 First-Year Player Draft
M.L. SERVICE: 75 days
CONTRACT STATUS: Signed thru 2016



RHP



17

@JOLAMAKINA

2016		GAME HIGHS		CAREER	
IP: 6.0, 8/1 at CLE	Walks: 5, 2x, last 8/25 vs. DET		IP: 6.0, 8/1/16 at CLE	Walks: 5, 2x, last 8/25/16 vs. DET	
SO: 8, 5/2 at HOU	CG: --		SO: 8, 5/2/16 at HOU	CG: --	
Win-Streak: 2, 5/2-8/1	Low-Hit: --		Win-Streak: 2, 5/2-8/1/16	Low-Hit: --	

PERSONAL: José Orlando Berríos (pronounced ba-REE-ohs)...wife, Jannieliz...daughter, Valentina (5/15/14)...son, Sebastian (8/8/16)...2012 graduate of Papa Juan XXIII High School, one of four players from that high school to be drafted...named 2011 Underclass High Honorable Mention and 2012 Rawlings Second-Team All-American.

CAREER HIGHLIGHTS: Made major league debut April 27, 2016 at 21 years, 336 days old, becoming the youngest Twin to debut as starter since Pat Mahomes (21 years, 247 days) in 1992...named International League All-Star in 2016...named Twins second best prospect entering 2016, as well as best curveball, best changeup and best control in Twins system by *Baseball America*...started for the World Team in the SiriusXM Futures Game in consecutive seasons, 2014 at Target Field and 2015 at Great American Ball Park in Cincinnati, pitching 1.0 scoreless inning in each...given 2014 and 2015 Jim Rantz Award for Twins minor league Pitcher of the Year, the first ever back-to-back winner of the award...led all of minor league baseball in strikeouts (175) in 2015...named third best prospect and best control in Twins organization by *Baseball America* entering 2015...also best pitching prospect, best breaking pitch and best changeup in Florida State League by *Baseball America*...named 32nd best prospect in baseball by MLB.com entering 2015...named Midseason All-Star each of last three seasons: 2015 with Double-A Chattanooga, 2014 with Single-A Ft. Myers and 2013 with Single-A Cedar Rapids.

2016:

- Was Twins spring training invite for second time in career...reassigned to minor league camp March 18 and began season with Triple-A Rochester.
- Went 2-0, 1.06 ERA (17.0 IP, 2 ER) in three starts and had contract purchased by Minnesota April 26; Kyle Gibson and Ervin Santana both placed on 15-day disabled list.
- Made major league debut in a start April 27 vs. Cleveland, allowing five runs on six hits in 4.0 innings pitched and was dealt the loss... at 21 years, 336 days, he became the youngest Twins pitcher to debut as a starter since Pat Mahomes (21 years, 247 days) April 12, 1992 against Texas.
- Earned first major league win May 2 at Houston, allowing two runs on three hits in 5.1 innings pitched, with five walks and eight strikeouts.
- Optioned to Rochester May 17 after making four starts for the Twins, posting a 10.20 ERA.
- Set season-high at Rochester with 11 strikeouts June 6 vs. Buffalo (8.0 IP).
- Named Twins minor league Player of the Week June 26, making one start at Columbus pitching 8.0 shutout innings with three hits allowed, two walks and nine strikeouts.
- Named Twins minor league Pitcher of the Month in June, going 4-1, 2.02 ERA (35.2 IP, 8 ER) with 10 walks and 38 strikeouts in five starts for Rochester.
- Pitched fourth career complete game while at Rochester, July 3 at Syracuse...named International League Pitcher of the Week.
- Named to International League All-Star team and pitched 1.0 scoreless inning with one hit and one strikeout July 13 in Charlotte.
- Recalled by Minnesota August 1 and made five starts before being optioned against August 25.
- Made one start for the Red Wings, coming August 31 vs. Syracuse, pitching 8.0 innings, setting a career-high with 14 strikeouts.
- Recalled for final time September 5.
- Combined to go 13-12, 4.40 ERA (169.2 IP, 83 ER) with 71 walks and 174 strikeouts in 31 starts between Rochester and Minnesota.

2015: Was Twins spring training invite for first time in career; was reassigned to minor league camp March 15 and began season at Double-A Chattanooga...struck out 11 in first start for Double-A Chattanooga April 10 at Montgomery (6.1 IP)...named Southern League Pitcher of the Week May 18, making one start at Birmingham, pitching 9.0 shutout innings, allowing two hits with eight strikeouts...named Southern League Midseason All-Star while pitching for Chattanooga...went 8-3, 3.08 ERA (90.2 IP, 31 ER) with 24 walks and 92 strikeouts in 15 starts for the Lookouts and was promoted to Triple-A Rochester July 1...started for the World Team in the SiriusXM Futures Game for the second straight season, July 12 at Great American Ball Park, pitching 1.0 shutout inning with one walk allowed...recorded double-digit strikeouts August 21 at Scranton/Wilkes-Barre (10) and August 26 at Syracuse (12)...named Twins minor league Player of the Week August 28, pitching 7.0-shutout innings with three hits allowed, one walk and a season-high 12 strikeouts for the Red Wings...named Twins minor league Pitcher of the Month for August, going 3-2, 2.03 ERA (40.0 IP, 9 ER) with just three walks and 48 strikeouts in six starts for the Red Wings...combined to go 14-5, 2.87 ERA (166.1 IP, 53 ER) with 38 walks and 175 strikeouts in 27 starts between Chattanooga and Rochester...led all of minor league baseball in strikeouts and tied for ninth in wins...named Triple-A All-Star and Minor League All-Star by *Baseball America*...recipient of the Jim Rantz Award as Twins minor league Pitcher of the Year for the second straight season, becoming the first back-to-back winner of the award...named right-handed starting pitcher on MiLB.com Twins organizational All-Star team...named ninth best prospect in both the International League and Southern League by *Baseball America*...ranked second best prospect, best curveball, best changeup and best control in Twins system in *Baseball America*, entering 2016.

2014: Began season with Single-A Ft. Myers...set minor league career-high with 13 strikeouts June 1 vs. Tampa (7.0 IP), his third career double-digit strikeout performance and second of season (10, May 19 vs. Daytona); named Florida State League Pitcher of the Week June 2...named Florida State League Pitcher of the Week for second time June 23, making one start, tossing 7.0 shutout innings, allowing one hit, two walks and nine strikeouts, earning the win...named Twins minor league Pitcher of the Month in June, going 4-1, 1.54 ERA (41.0 IP, 7 ER) with 53 strikeouts, five walks and one complete game in six starts...named Florida State League Mid- and Postseason All-Star...started for the World Team in the SiriusXM Futures Game July 13 at Target Field, pitching 1.0 perfect inning...promoted to Double-A New Britain July 7...earned first Double-A win July 24 vs. Portland, allowing one run on three hits in 7.0 innings pitched with one walk and four strikeouts...left a start July 29 with right shoulder tightness and was placed on 7-day disabled list with right shoulder strain August 2; reinstated August 10...promoted to Triple-A Rochester August 31 and made the start that same day at Pawtucket, allowing six runs on seven hits in 3.0 innings pitched and was dealt the loss...combined to go 12-8, 2.76 ERA (140.0 IP, 43 ER) with 140 strikeouts and 38 walks in 25 starts between all three stops...140 strikeouts were third-most in the organization behind Phil Hughes (186) and Alex Meyer (153), while his 38 walks were tied 11th fewest in the organization...2.76 ERA was the third lowest among Twins minor leaguers and his 12 wins were second most...named right-handed starter on Twins MiLB.com organizational All-Star team...named Perfect Game minor league Second-Team All-Star...recipient of the Jim Rantz Award as Twins minor league Pitcher of the Year...named third best prospect and best control in Twins organization by *Baseball America* entering 2015...also best pitching prospect, best breaking pitch and best changeup in Florida State League by *Baseball America*...named to Florida State League All-Star team, High Class-A All-Star and Second-Team All-Minor Leagues by *Baseball America*...named 32nd best prospect in baseball by MLB.com entering 2015.

2013: Played for Puerto Rico in the World Baseball Classic and made two appearances, going 0-1, 18.00 ERA (2.0 IP, 4 ER) with five hits allowed, one walk and one strikeout in two games...spent entire regular season with Single-A Cedar Rapids...went 2-0, 2.31 ERA (11.2 IP, 3 ER) with 13 strikeouts and two walks in two April starts...named Midwest League Midseason All-Star...named Midwest League Pitcher of the Week August 12, going 1-0, 0.68 ERA (13.1 IP, 1 ER) in two starts...named fifth best prospect in Twins organization by *Baseball America* entering 2014...named 90th best prospect in baseball by MLB.com and 75th best by BaseballProspectus.com entering 2014.

2012: Began season with GCL Twins and struck out 27 batters in 16.2 innings pitched...transferred to Rookie Elizabethton August 7 and struck out 49 batters in 30.2 innings pitched...named Twins minor league Pitcher of the Month for August, going 3-0, 0.90 ERA (20.0 IP, 2 ER) with 29 strikeouts and nine hits allowed in four starts...named Twins minor league Player of the Week August 31, tossing 6.0 shutout innings with one hit allowed and six strikeouts in a win...ranked sixth best prospect in Twins organization by *Baseball America* entering 2013 season.

PROFESSIONAL: Selected by Twins in first compensation round (32nd overall) of 2013 First-Year Player Draft; signed by scout Hector Otero.

BERRIOS' PITCHING RECORD

YEAR	CLUB	W-L	ERA	G	GS	CG	SH	SV	IP	H	R	ER	HR	HB	BB	SO	WP	BK	BAA
2012	GCL Twins	1-0	1.08	8	1	0	0	4	16.2	7	2	2	0	0	3	27	0	0	.121
	Elizabethton	2-0	1.29	3	3	0	0	0	14.0	8	2	2	1	1	22	1	0	0	.163
2013	Cedar Rapids	7-7	3.99	19	19	0	0	0	103.2	105	58	46	6	9	40	100	13	1	.262
2014	Ft. Myers	9-3	1.96	16	16	1	1	0	96.1	78	29	21	4	4	23	109	5	3	.218
	New Britain	3-4	3.54	8	8	1	0	0	40.2	33	17	16	2	2	12	28	1	1	.226
2015	Rochester	0-1	18.00	1	1	0	0	0	3.0	7	6	6	0	0	3	3	0	0	.438
	Chattanooga	8-3	3.08	15	15	1	1	0	90.2	77	32	31	6	5	24	92	0	0	.232
2016	Rochester	6-2	2.62	12	12	0	0	0	75.2	59	24	22	6	6	14	83	4	1	.212
	Rochester	10-5	2.51	17	17	1	0	0	111.1	74	39	31	8	3	36	125	3	0	.191
MINNESOTA		3-7	8.02	14	14	0	0	0	58.1	74	56	52	12	5	35	49	1	0	.310
Minor League Totals		46-25	2.89	99	92	4	2	4	552.0	448	209	177	33	30	156	589	27	6	.221
Major League Totals		3-7	8.02	14	14	0	0	0	58.1	74	56	52	12	5	35	49	1	0	.310

BERRIOS' BATTING RECORD

BATTING	AVG	AB	R	H	2B	3B	HR	RBI	SH	SF	HBP	BB	SO	SB	CS	OBP
Career	.100	14	1	0	1	0	0	0	0	0	0	0	0	0	0	1.000

BERRIOS' CAREER FIELDING RECORD

POSITION	PCT	G	PO	A	E	TC	DP	PB
Pitcher	.929	14	1	12	1	14	0	—

BERRIOS' 2016 GAME LOGS

DATE	OPP.	W	L	SV	SVO	HLD	ERA	GS	CG	IP	H	R	ER	HR	BB	IBB	HB	SO	AVG	#PIT
4/27	Cle	0	1	0	0	0	11.25	1	0	4.0	6	5	5	0	2	0	1	5	.353	93
April		0	1	0	0	0	11.25	1	0	4.0	6	5	5	0	2	0	1	5	.353	93
5/2	@Hou	1	0	0	0	0	6.75	1	0	5.1	3	2	2	2	5	0	0	8	.257	96
5/10	Bal	0	0	0	0	0	6.28	1	0	5.0	8	3	3	2	1	0	0	6	.304	93
5/16	@Det	0	0	0	0	0	10.20	1	0	0.2	3	7	7	1	4	0	0	1	.328	39
May		1	0	0	0	0	9.82	3	0	11.0	14	12	12	5	10	0	0	15	.318	228
8/1	@Cle	1	0	0	0	0	8.57	1	0	6.0	5	3	3	0	0	0	1	5	.298	99
8/6	@TB	0	1	0	0	0	8.31	1	0	5.0	6	4	4	2	1	0	0	4	.298	97
8/11	Hou	0	1	0	0	0	9.32	1	0	2.0	8	6	5	0	1	0	0	1	.331	43
8/19	@KC	0	0	0	0	0	9.28	1	0	4.0	5	4	4	0	4	0	1	2	.328	77
8/25	Det	0	1	0	0	0	9.24	1	0	5.0	6	6	5	1	5	0	0	3	.321	97
August		1	3	0	0	0	8.59	5	0	22.0	30	23	21	3	11	0	2	15	.316	413
9/5	KC	0	1	0	0	0	9.21	1	0	5.0	9	5	5	1	1	0	0	6	.331	95
9/11	Cle	0	1	0	0	0	9.27	1	0	2.2	3	5	3	1	4	0	0	1	.330	65
9/16	@NYM	0	1	0	0	0	8.88	1	0	4.0	4	2	2	2	3	0	0	4	.324	80
9/27	@KC	0	0	0	0	0	8.61	1	0	4.2	4	3	3	0	1	0	1	0	.318	77
10/2	@CWS	1	0	0	0	0	8.02	1	0	5.0	4	1	1	0	3	0	1	3	.310	93
Sept/Oct		1	3	0	0	0	5.91	5	0	21.1	24	16	14	4	12	0	2	14	.289	410
Totals		3	7	0	0	0	8.02	14	0	58.1	74	56	52	12	35	0	5	49	.310	1144

TWINS ARIZONA FALL LEAGUE PARTICIPANTS

1992

GRAND CANYON

Rex De La Nuez, OF
Chip Hale, IF
Jon Henry, P
Ray Ortiz, OF
Derek Parks, C
Scott Ulger, Mgr.

1997

SUN CITIES

Tom Gourdin, P
Jeff Harris, P
Corey Koskie, IF
Chad Moeller, C
Mike Moriarty, IF
Brad Niedermaier, P
Dan Perkins, P
Benj Sampson, P
Al Newman, Mgr.

2002

PHOENIX

Rob Bowen, C
Willie Eyre, P
Brent Hoard, P
Justin Morneau, IF
Michael Restovich, OF
Brad Thomas, P
John Russell, Mgr.

2007

PHOENIX

Nick Blackburn, P
Drew Butera, C
Matt Macri, IF
Eduardo Morlan, P
Ryan Mullins, IF
Trevor Plouffe, IF
Anthony Swarzak, P
Gary Lucas, Ch.

2012

PEORIA

Evan Bigley, OF
Logan Darnell, P
Kyle Gibson, P
Chris Herrmann, C
Nate Roberts, OF
Dan Rohlfing, C
Caleb Thielbar, P
Michael Tonkin, P
Alan Rail, Trn.

1993

TEMPE

Anthony Byrd, OF
Mike Durant, C
Sean Gavaghan, P
Denny Hocking, IF
Todd Ritchie, P
Bill Wissler, P
Jim Kahmann, Trn.

1998

PHOENIX

Torii Hunter, OF
Mike Lincoln, P
Joe Mays, P
Doug Mientkiewicz, IF
A.J. Pierzynski, C
Brent Stentz, P
Lanning Tucker, Trn.

2003

GRAND CANYON

Henry Bonilla, P
Rob Bowen, C
Jake Maurer, C
Pat Neshek, P
Terry Tiffe, IF
Brian Wolfe, P
Dave Pruemer, Trn.

2008

PHOENIX

Rob Delaney, P
Tim Lahey, P
Jeff Maship, P
Dustin Martin, OF
Anthony Slama, P
Steve Tolleson, IF
Danny Valencia, IF
Stan Cliburn, Mgr.

2013

GLENDALE

A.J. Achter, RHP
Byron Buxton, OF
Zach Jones, RHP
Max Kepler, OF
Trevor May, RHP
Alex Meyer, RHP
Eddie Rosario, IF
Jeff Smith, Ch.

1994

CHANDLER

Marty Cordova, OF
Gus Gandarillas, P
Brian Raabe, IF
Dan Serafini, P
Scott Stahoviak, IF
Scott Watkins, P
Gorman Heim Mueller, Ch.
Rick McWane, Trn.

1999

GRAND CANYON

Dan Cey, IF
Michael Cuddyer, IF
David Hooten, P
Matt Kinney, P
Chad Moeller, C
Nate Yeskie, P
Bill Springman, Ch.

2004

GRAND CANYON

Scott Baker, P
Jason Bartlett, IF
Rob Bowen, C
Jesse Crain, P
J.D. Durbin, P
Jason Kubel, OF
Kevin West, OF
Jose Marzan, Ch.

2009

MESA

Alex Burnett, P
Mike Hirschfeld, P
Steve McCardell, P
Chris Parmelee, IF
Steve Singleton, IF
Spencer Steedley, P
Rene Tosoni, OF
Larry Benness, Trn.

2014

SALT RIVER

Jason Adam, RHP
Byron Buxton, OF
Max Kepler, OF
Zack Jones, RHP
Jake Reed, RHP
Taylor Rogers, LHP
Eddie Rosario, OF
Alan Rail, Trn.

1995

PEORIA

Lafroy Hawkins, P
Matt Lawton, OF
Dan Naulty, P
Kevin Ohme, P
Jamie Ogden, OF
Mitch Simons, IF
Todd Walker, IF

2000

GRAND CANYON

Bobby Kielty, OF
Matt Kinney, P
Matthew LeCroy, C
Kyle Lohse, P
Lee Marshall, P
Ryan Mills, P
Rick Anderson, Ch.
Jeff Carter, Ch.
Dave Pruemer, Trn.

2005

GRAND CANYON

Ricky Barrett, P
Travis Bowyer, P
Garrett Jones, 1B
Matt Moses, IF
Glen Perkins, P
Denard Span, OF
Tony Leo, Trn.

2010

PEORIA

Joe Benson, OF
David Bromberg, P
Carlos Gutierrez, P
Chris Parmelee, IF
Ben Revere, OF
Tyler Robertson, P
Kyle Waldrop, P
Floyd Rayford, Ch.

2015

SCOTTSDALE

Nick Burdi, RHP
Mitch Garver, C
Trevor Hildenberger, RHP
Jake Reed, RHP
Taylor Rogers, LHP
Stuart Turner, C
Adam Brett Walker II, OF
Chad Allen, Ch.

1996

SCOTTSDALE

Jason Bell, P
J.J. Johnson, OF
Jamie Ogden, OF
Mark Redman, P
Todd Ritchie, P
Dan Serafini, P
Stu Cliburn, Ch.

2001

GRAND CANYON

Grant Balfour, P
Rob Bowen, C
Michael Cuddyer, IF
Peter Fisher, P
Kevin Frederick, P
Matthew LeCroy, C
Michael Restovich, OF

2006

MESA

Kevin Cameron, P
Doug Deeds, OF
Matt Moses, IF
Jay Sawatski, P
Errol Simonitsch, P
Matt Tolbert, P
David Winfree, IF
Larry Benness, Trn.

2011

MESA

Cole DeVries, P
Brian Dozier, IF
Chris Herrmann, C
Aaron Hicks, OF
Brett Jacobson, P
Bruce Pugh, P
Dakota Watts, P
Steve Mintz, Ch.

2016

SURPRISE

John Curtis, RHP
Mitch Garver, C
Nick Gordon, IF
Tanner English, OF
Mason Melotakis, LHP
Randy Rosario, LHP
Ivan Artega, Ch.



BUDDY BOSHERS


HEIGHT/WEIGHT: 6-3/205
BATS/THROWS: L/L
BORN: 5/9/88 in Huntsville, AL
AGE: 28
RESIDES: Huntsville, AL
ACQUIRED: Signed as minor league free agent, 12/14/15
M.L. SERVICE: 1 year, 9 days
CONTRACT STATUS: Signed thru 2016



LHP



62

2016		GAME HIGHS		CAREER	
IP: 2.0, 3x, last 8/9 vs. HOU	Walks: 1, 7x, last 9/23 vs. SEA		IP: 2.0, 3x, last 8/9/16 vs. HOU	Walks: 1, 8x, last 9/23/13 vs. OAK	
SO: 3, 5/31 at OAK	CG: --		SO: 3, 5/31/16 at OAK	CG: --	
Win-Streak: 2, 6/7-10/1	Low-Hit: --		Win-Streak: 2, 6/7-10/1/16	Low-Hit: --	

PERSONAL: Jeffrey Alan Boshers (pronounced bo-SHEERS)...attended Lee High School in Huntsville, AL and Calhoun Community College.

2016:

- Was an invite to Twins spring training...reassigned to minor league camp March 23 and began season with Triple-A Rochester.
- Appeared in 15 games for the Red Wings April 12-May 20, posting 12 scoreless appearances of relief.
- Contract purchased by Minnesota May 25.
- Did not allow an earned run in each of his first 10 appearances for the Twins (7.2 IP) May 28-June 17.
- Optioned to Rochester July 4 when Trevor May was reinstated from disabled list.
- Recalled by Minnesota July 21.
- Placed on 15-day disabled list August 11 with left elbow inflammation; reinstated September 2.
- Posted a 0.79 ERA (11.1 IP, 1 ER) from September 3 through the rest of the season.
- Allowed just four of 18 inherited runners to score (22.2%).
- Combined to go 3-1, 2.90 ERA (62.0 IP, 20 ER) with 18 walks and 66 strikeouts in 59 games between Rochester and Minnesota.

2015: Spent entire season with Somerset Patriots of the Independent Atlantic League...went 3-1, 1.00 ERA (54.0 IP, 6 ER) with 14 walks, 71 strikeouts and one home run allowed for the Patriots...ranked second in the Atlantic League in ERA and strikeouts-per-9.0 IP (11.8), and fifth in lowest WHIP (0.98)...named Atlantic League Reliever of the Year.

2014: Split season between Triple-A Salt Lake and Double-A Arkansas (Los Angeles-AL), going 4-4, 3.28 ERA (74.0 IP, 27 ER) with 40 walks and 82 strikeouts in 40 appearances combined...began season at Salt Lake and pitched in 11 games...went 1-0, 6.23 ERA (13.0 IP, 9 ER) for the Bees...transferred to Arkansas May 13, spent the rest of the year with them...went 2-3 with a 2.66 ERA (61.0 IP, 18 ER) in 29 games (8 starts) for the Travelers...allowed just one home run over 61.0 innings at Arkansas.

2013: Began season with Double-A Arkansas (Los Angeles-AL) and went 3-2 with one save and a 3.14 ERA (28.2 IP, 10 ER) in 28 relief appearances for the Travelers...promoted to Triple-A Salt Lake June 22...made 16 appearances for Salt Lake and went 1-0, 3.66 ERA (19.2 IP, 8 ER) with one save, 12 walks and 26 strikeouts...had contract selected by Angels August 10 and made major league debut that night at Progressive Field in Cleveland...struck out his only batter faced (Jason Kipnis) and became the sixth player in Angels history to fan the only batter faced during major league debut.

2012: Split the season between Single-A Inland Empire and Double-A Arkansas (Los Angeles-AL) and went 5-2, 2.98 ERA (63.1 IP, 21 ER) with 21 walks and 75 strikeouts in 45 games between both levels combined...pitched for Scottsdale in the Arizona Fall League, going 0-1, 10.12 ERA (2.2 IP, 3 ER) in five games.

2011: Spent entire season with Single-A Inland Empire (Los Angeles-AL) and went 2-5, 4.30 ERA (75.1 IP, 36 ER) in 43 games (4 starts), marking only season as a professional with a losing record.

2010: Spent entire season with Single-A Cedar Rapids (Los Angeles-AL), going 3-0, 4.31 ERA (77.1 IP, 37 ER) with five strikeouts in 36 games (7 starts).

2009: Split season between Triple-A Salt Lake, Rookie Orem and Single-A Cedar Rapids (Los Angeles-AL), combining to go 5-2, 4.37 ERA (57.2 IP, 28 ER) with 15 walks and 51 strikeouts in 13 games (11 starts) for the three clubs.

2008: Made professional debut with Rookie Orem (Los Angeles-AL) and went 5-0, 2.68 ERA (57.2 IP, 28 ER) in 13 games (12 starts) for the Owl...named Pioneer League Pitcher of the Week August 18.

PROFESSIONAL: Selected by Los Angeles-AL in fourth round of 2008 First-Year Player Draft; signed by Jim Bryant.

BOSHERS' PITCHING RECORD

YEAR	CLUB	W-L	ERA	G	GS	CG	SH	SV	IP	H	R	ER	HR	HB	BB	SO	WP	BK	BAA
2008	Orem	5-0	2.68	13	12	0	0	0	50.1	43	24	15	1	1	22	43	4	1	.221
2009	Orem	2-1	2.55	5	5	0	0	0	24.2	24	11	7	2	0	8	23	0	0	.247
	Cedar Rapids	3-1	5.97	6	6	1	0	0	31.2	31	21	21	5	1	7	27	0	0	.254
	Salt Lake	0-0	0.00	2	0	0	0	0	1.1	1	0	0	0	0	0	1	0	0	.200
2010	Cedar Rapids	3-0	4.31	36	7	1	0	0	77.1	84	44	37	5	3	20	75	4	0	.270
2011	Inland Empire	2-5	4.30	43	4	0	0	1	75.1	88	43	36	7	1	41	61	5	0	.299
2012	Inland Empire	4-2	2.52	26	0	0	0	1	39.1	30	15	11	4	0	16	48	1	0	.201
	Arkansas	1-0	3.75	19	0	0	0	0	24.0	28	10	10	3	1	5	27	2	0	.292
2013	Arkansas	3-2	3.14	28	0	0	0	1	28.2	20	12	10	1	0	13	35	3	1	.196
	Salt Lake	1-0	3.66	16	0	0	0	1	19.2	18	11	8	1	0	12	26	3	1	.247
	LOS ANGELES-AL	0-0	4.70	25	0	0	0	0	15.1	13	8	8	0	1	8	13	0	0	.241
2014	Arkansas	2-3	2.66	29	8	0	0	0	61.0	47	21	18	1	1	27	70	10	0	.211
	Salt Lake	1-0	6.23	11	0	0	0	0	13.0	10	9	9	1	0	13	12	0	0	.227
2015	Somerset (Ind.)	3-1	1.00	52	0	0	0	1	54.0	39	9	6	1	1	14	71	5	0	---
2016	Rochester	1-1	1.04	22	0	0	0	2	26.0	18	8	3	1	0	11	29	2	0	.194
	MINNESOTA	2-0	4.25	37	0	0	0	0	36.0	35	21	17	3	1	7	37	1	0	.248
Independent League Totals		3-1	1.00	52	0	0	0	1	54.0	39	9	6	1	1	14	71	5	0	---
Minor League Totals		28-15	3.53	256	42	2	0	6	472.1	442	229	185	32	8	195	477	37	3	.245
Major League Totals		2-0	4.38	62	0	0	0	0	51.1	48	29	25	3	2	15	50	1	0	.246

BOSHERS' CAREER FIELDING RECORD

POSITION	PCT	G	PO	A	E	TC	DP	PB
Pitcher	.917	62	3	8	1	12	0	—

BOSHERS' 2016 GAME LOGS

DATE	OPP.	W	L	SV	SVO	HLD	ERA	GS	CG	IP	H	R	ER	HR	BB	IBB	HB	SO	AVG	#PIT	
5/28	@Sea	0	0	0	0	1	0.00	0	0	0.1	1	0	0	0	0	0	0	0	0	500	10
5/31	@Oak	0	0	0	0	0	0.00	0	0	1.2	0	0	0	0	0	0	0	0	3	143	20
May		0	0	0	0	1	0.00	0	0	2.0	1	0	0	0	0	0	0	0	3	143	30
6/4	TB	0	0	0	0	0	0.00	0	0	1.0	1	0	0	0	1	1	0	1	182	15	
6/7	Mia	1	0	0	0	0	0.00	0	0	0.2	0	0	0	0	0	0	0	0	2	154	10
6/8	Mia	0	0	0	0	0	0.00	0	0	0.0	1	0	0	0	0	0	0	0	0	214	1
6/9	Mia	0	0	0	0	0	0.00	0	0	0.1	0	0	0	0	0	0	0	0	1	200	6
6/11	Bos	0	0	0	0	0	0.00	0	0	0.2	1	2	0	0	1	0	0	1	211	18	
6/13	@LAA	0	0	0	0	0	0.00	0	0	1.0	0	0	0	0	0	0	0	0	182	11	
6/16	NYN	0	0	0	0	0	0.00	0	0	1.0	0	0	0	0	0	0	0	0	1	160	12
6/17	NYN	0	0	0	0	0	0.00	0	0	1.0	0	0	0	0	0	0	0	0	0	143	8
6/18	NYN	0	0	0	0	1	1.13	0	0	0.1	1	1	1	1	0	0	0	0	0	167	7
6/21	Phi	1	0	0	0	0	0.90	0	0	2.0	3	0	0	0	0	0	0	0	2	205	39
6/24	@NYN	0	0	0	0	0	1.64	0	0	1.0	1	1	1	1	1	0	0	0	2	209	19
6/29	@CWS	0	0	0	0	0	1.50	0	0	1.0	0	0	0	0	0	0	0	0	1	196	11
June		2	0	0	0	1	1.80	0	0	10.0	8	4	2	1	2	1	0	11	205	157	
7/2	Tex	0	0	0	0	0	1.38	0	0	1.0	0	0	0	0	0	0	0	0	0	184	15
7/21	@Bos	0	0	0	0	0	2.51	0	0	1.1	3	2	2	0	0	0	0	0	2	214	20
7/23	@Bos	0	0	0	0	0	2.81	0	0	1.2	3	1	1	0	1	0	0	0	2	238	31
7/27	Atl	0	0	0	0	0	3.18	0	0	1.0	2	1	1	0	0	0	0	0	0	250	10
7/30	CWS	0	0	0	0	0	3.00	0	0	1.0	1	0	0	0	0	0	0	0	1	247	15
July		0	0	0	0	0	6.00	0	0	6.0	9	4	4	0	1	0	0	5	333	91	
8/1	@Cle	0	0	0	0	0	3.60	0	0	2.0	2	2	2	1	0	0	0	0	2	247	29
8/3	@Cle	0	0	0	0	0	3.43	0	0	1.0	0	0	0	0	0	0	0	0	1	238	20
8/6	@TB	0	0	0	0	0	3.80	0	0	0.1	1	1	1	0	0	0	0	0	0	241	7
8/9	Hou	0	0	0	0	0	3.86	0	0	2.0	2	1	1	0	0	0	0	0	2	247	23
8/11	Hou	0	0	0	0	0	5.84	0	0	1.1	6	6	6	1	1	0	1	0	1	282	32
August		0	0	0	0	0	13.50	0	0	6.2	11	10	10	2	1	0	1	5	367	111	
9/3	CWS	0	0	0	0	0	5.61	0	0	1.0	0	0	0	0	0	0	0	0	1	274	7
9/4	CWS	0	0	0	0	0	5.33	0	0	1.1	0	0	0	0	0	0	0	0	2	264	16
9/6	KC	0	0	0	0	0	5.14	0	0	1.0	0	0	0	0	0	0	0	0	2	257	12
9/9	Cle	0	0	0	0	0	5.02	0	0	0.2	1	0	0	0	1	0	0	0	0	259	16
9/10	Cle	0	0	0	0	0	4.91	0	0	0.2	0	0	0	0	0	0	0	0	1	254	6
9/13	@Det	0	0	0	0	0	4.75	0	0	1.0	1	0	0	0	0	0	0	0	1	254	17
9/16	@NYM	0	0	0	0	0	4.60	0	0	1.0	0	0	0	0	0	0	0	0	2	248	10
9/18	@NYM	0	0	0	0	0	4.45	0	0	1.0	0	0	0	0	0	0	0	0	0	244	4
9/22	Det	0	0	0	0	0	4.36	0	0	0.2	1	1	0	0	1	0	0	0	1	248	15
9/23	Sea	0	0	0	0	0	4.59	0	0	0.1	2	2	1	0	1	0	0	0	1	258	20
9/27	@KC	0	0	0	0	0	4.50	0	0	0.2	1	0	0	0	0	0	0	0	1	259	11
9/28	@KC	0	0	0	0	0	4.33	0	0	1.1	0	0	0	0	0	0	0	0	1	252	12
10/1	@CWS	0	0	0	0	0	4.25	0	0	0.2	0	0	0	0	0	0	0	0	0	248	7
Sep/Oct		0	0	0	0	0	0.79	0	0	11.1	6	3	1	0	3	0	0	13	157	153	
Totals		2	0	0	0	2	4.25	0	0	36.0	35	21	17	3	7	1	1	37	248	542	



BYRON BUXTON

HEIGHT/WEIGHT: 6-2/189
BATS/THROWS: R/R
BORN: 12/18/93 in Baxley, GA
AGE: 22
RESIDES: Baxley, GA
ACQUIRED: 1st round (2nd overall), 2012 First-Year Player Draft
M.L. SERVICE: 1 year, 65 days
CONTRACT STATUS: Signed thru 2016



OF  25

@OFFICIALBUCK103

2016		GAME HIGHS		CAREER	
Hits: 3, 3x, last 9/4 vs. CWS	HR: 1, 10x, last 10/2 at CWS	Hits: 3, 4x, last 9/4/16 vs. CWS	HR: 1, 12x, last 10/2/16 at CWS	RBI: 4, 9/4 vs. CWS	Grand Slam: 9/4/16 vs. CWS
RBI: 4, 9/4 vs. CWS	Grand Slam: 9/4 vs. CWS			Hit-Streak: 7, 4/24-6/5/16	SB: 1, 12x, last 9/25/16 vs. SEA
Hit-Streak: 7, 4/24-6/5	SB: 1, 10x, last 9/25 vs. SEA				

PERSONAL: Byron Keion Buxton...son, Brixton Scott (12/6/13)...2012 graduate of Appling County (GA) High School...ranked top high school prospect in the country at the time of the MLB First-Year Player Draft by *Baseball America*...named 2011-12 Gatorade Georgia Player of the Year, leading Appling County High School to the Georgia Class AA State Championship in 2012...named First-Team Rawlings Preseason All-American after hitting .513 with 17 doubles, three home runs, 35 RBI and 38 stolen bases during senior season; as a pitcher, went 10-1 with five saves and 154 strikeouts in 81.0 innings pitched...struck out 18 batters in 7.0 innings pitched in the deciding game of the Georgia Class AA State Championship Series...selected to play in the Under Armour All-American Game in 2011...played football and was an All-State defensive back and receiver as a senior and All-Region as a quarterback as a junior...participated in Twins Winter Caravan in 2016.

CAREER HIGHLIGHTS: Named Twins top prospect entering 2016, as well as best hitter for average, fastest baserunner, best athlete, best defensive outfielder and best outfield arm in Twins system by *Baseball America*...named Twins top prospect entering 2015, as well as best hitter for average, fastest baserunner, best athlete, best defensive outfielder and best outfield arm in the Twins system by *Baseball America*...named top prospect in baseball by MLB.com entering 2015...named 2013 Most Valuable Player and Prospect of the Year in the Midwest League by *Baseball America*...awarded with 54th annual J.G. Taylor Spink Award as Topps/Minor League Baseball's Player of the Year in 2013...named 2013 Minor League Player of the Year by *Baseball America*...given 2013 Sherry Robertson Award as Twins minor league Player of the Year...named top prospect, best hitter for average, fastest baserunner, best athlete, best defensive outfielder and best outfield arm in Twins system by *Baseball America* entering 2014...selected to play for the U.S. in the 2013 SiriusXM All-Star Futures Game at Citi Field.

2016:

- ✦ Made Twins Opening roster for first time in career and was Opening Day centerfielder April 4 at Baltimore, batting ninth.
- ✦ Hit .156 (7-for-45) in 17 games and was optioned to Triple-A Rochester April 25.
- ✦ Named International League Player of the Week May 29, hitting .478 (11-for-23) with three doubles, three home runs, five RBI, eight runs scored and three walks in six games.
- ✦ Recalled by Minnesota May 31 (Danny Santana - DL).
- ✦ Recorded first career three-hit game with Twins June 5 vs. Tampa Bay.
- ✦ Hit .204 (31-for-152) in 46 games for the Twins in second stint and was optioned to Triple-A Rochester August 8.
- ✦ Named International League Player of the Week for second time August 28, hitting .353 (12-for-35) with one double, four home runs, eight RBI and eight runs scored in seven games.
- ✦ Recalled by Minnesota for final time September 1.
- ✦ Hit first career grand slam September 4 vs. Chicago-AL, off Anthony Ranaudo...was part of a stretch in which he hit five home runs with 12 RBI in an eight-game span for the Twins September 1-9.
- ✦ Hit inside-the-park home run October 2 at Chicago-AL, off Chris Sale, which was also his first career leadoff homer; first time hitting out of leadoff position all season...also marked his 10th, becoming the 11th different Twin to reach double-digit home run totals, tying an MLB record (Detroit - 2004 and Houston - 2015).
- ✦ Hit .287 (29-for-101) with six doubles, two triples, nine home runs, 22 RBI, 24 runs scored and 10 walks in 29 September/October games; 24 runs scored led the AL, nine home runs were tied for seventh, and 22 RBI ranked 10th.
- ✦ Combined to hit .256 (125-for-488) with 30 doubles, nine triples, 21 home runs, 62 RBI, 85 runs scored and 17 stolen bases in 141 games between Rochester and Minnesota.

2015: Was an invite to Twins spring training for second straight season and was reassigned to minor league camp March 15...began season with Double-A Chattanooga...recorded season-high four hits April 13 at Montgomery, hitting two singles, a double and a triple...named Twins minor league Player of the Week May 3, hitting .423 (11-for-26) with one double, one home run, six RBI, nine runs scored, six walks and four stolen bases...hit second professional grand slam May 19 vs. Montgomery...hit .364 (32-for-88) with a .447 on-base percentage from May 19-June 12, including an

eight-game hitting streak June 5-12, and had his contract selected by Minnesota June 14....named Southern League All-Star, but did not play in game due to promotion to Minnesota...made major league debut June 14 at Texas, starting in centerfield and batting ninth, going 0-for-4 with a run scored, the game-winning run in the ninth inning in a 4-3 Twins win...recorded first major league hit, June 15 at St. Louis, tripling off John Lackey; became the fourth Twin to ever triple for first major league hit, joining Jorge Polanco (June 27, 2014), Jimmie Hall (April 16, 1963) and Bernie Allen (April 10, 1962)...recorded first career stolen base June 21 vs. Chicago-NL...recorded first career three-hit game June 22 vs. Chicago-AL, including three runs scored and first career double...placed on 15-day disabled list June 26 with a left thumb sprain, an injury he suffered on June 23 vs. Chicago-AL, attempting to steal second base...returned from rehab at Triple-A Rochester and officially optioned there August 10...named International League Player of the Week August 10-16, hitting .400 (14-for-35) with one triple, one home run, four RBI and seven runs scored in eight games...recalled by Minnesota August 20 when the Twins placed Aaron Hicks on the disabled list...recorded first career RBI August 22 at Baltimore, singling in Torii Hunter...hit first career home run September 27 at Detroit, a solo shot off Jose Valdez...named an outfielder on MiLB.com Twins organizational All-Star team...named second best prospect in the Southern League by *Baseball America* (teammate Miguel Sano ranked first)...ranked top prospect, best hitter for average, fastest baserunner, best athlete, best defensive outfielder and best outfield arm in Twins system by *Baseball America*, entering 2016.

2014: Played in first career Twins spring training and was reassigned to minor league camp March 9, reporting to Single-A Ft. Myers...began season on 7-day disabled list with a sprained left wrist after diving for a fly ball in a minor league spring training game March 16; reinstated May 4...played in just five regular season games for the Miracle and was placed back on DL May 9 after re-aggravating his wrist diving for a fly ball; reinstated July 6...hit .324 (11-for-34) against left-handed pitching and .207 (18-for-87) off right-handers at Ft. Myers...promoted to Double-A New Britain August 12...played one game for the Rock Cats in centerfield August 13 vs. Bowie, in that game collided with rightfielder Mike Kvasnicka, both diving for a ball, and Buxton suffered a concussion...placed on 7-day disabled list August 14, ending his season...played for Salt River in Arizona Fall League, hitting .263 (15-for-57) in 13 games; dove for a ball October 27 and fractured left middle finger ending his AFL season...named an outfielder on the AFL Top Prospect Team...named Twins top prospect, best hitter for average, fastest baserunner, best athlete, best defensive outfielder and best outfield arm in the Twins system by *Baseball America* entering 2015...named top prospect in baseball by MLB.com entering 2015.

2013: Began season with Single-A Cedar Rapids...reached base safely in first 29 games April 4-May 8, posting a .485 on-base percentage in that span...named Twins minor league Player of the Month for April, hitting .392 (31-for-79) with five doubles, three triples, four home runs, 21 RBI, 25 runs scored and nine stolen bases in 22 games...hit first professional grand slam May 16 vs. Burlington...recorded first professional five-hit game June 5 vs. Quad Cities, going 5-for-6 with a double and two triples...named Twins minor league Player of the Week June 14, hitting .406 (13-for-32) with three doubles, nine RBI and six runs scored in seven games...named a Midwest League Midseason All-Star...ranked top prospect in baseball at midseason by *Baseball America* and MLB.com...selected to play for the U.S. in the SiriusXM All-Star Futures Game at Citi Field in New York, going 0-for-2 with two strikeouts off the bench...promoted to Single-A Ft. Myers June 24...named Florida State League Player of the Week July 29, hitting .333 (10-for-30) with three triples, three home runs, six RBI, eight runs scored and six walks in seven games for the Miracle...hit safely in season-high 14 straight games August 5-21...named Twins minor league Player of the Month for August, hitting .402 (35-for-87) with 20 walks, 16 stolen bases, 21 runs scored and a .523 on-base percentage in 26 games...also named August Player of the Month by Topps...combined to hit .334 (163-for-488) in 19 doubles, 18 triples, 12 home runs, 77 RBI, 109 runs scored and 55 stolen bases in 125 games between both levels...led all minor league full-season players in triples (18), second in runs scored (109), tied for sixth in OPS (.944), 10th in hits (163) and 12th in stolen bases (55)...named Postseason All-Star, Most Valuable Player and Prospect of the Year in the Midwest League by *Baseball America*...awarded with 54th annual J.G. Taylor Spink Award as Topps/Minor League Baseball's Player of the Year; at 19-years-old, he joined Mike Trout (2010), Delmon Young (2005) and Andrew Jones (1996) as only players to win the award as teenager...named to Topps/Minor League Baseball's All-Star All-Star Team...named Minor League Player of the Year by *Baseball America* after being named Minor League All-Star, High Class-A All-Star, Low-Class A Player of the Year and Low Class-A All-Star by same publication...was given the Sherry Robertson Award as Twins minor league Player of the Year...played in 12 games in the Arizona Fall League with Glendale Desert Dogs, hitting .212 (11-for-52) with one double, three home runs, eight RBI and 10 runs scored before being shutdown with a right shoulder strain...named to West Division Fall Stars Team...ranked number one on the Top 20 AFL Prospect List by *Baseball America*...named to AFL Top Prospects Team...named an outfielder on MiLB.com Twins organizational All-Star team...named top prospect, best hitter for average, fastest baserunner, best athlete, best defensive outfielder and best outfield arm in Twins system by *Baseball America* entering 2014.

2012: Began professional career with GCL Twins...hit first professional home run July 7 vs. GCL Red Sox...promoted to Rookie Elizabethton August 7...hit .395 (15-for-38) in final 10 games for E-Town...ranked top prospect in Gulf Coast League by *Baseball America*...ranked 10th best prospect in Appalachian League by *Baseball America*...ranked second best prospect in Twins organization by *Baseball America* entering 2013...ranked 19th best prospect in baseball by MLB.com and 10th best by *Baseball America* entering 2013.

PROFESSIONAL: Selected by Twins second overall in first round of 2012 First-Year Player Draft, the highest Twins draft pick since selecting Joe Mauer with the number one pick in the 2001 draft...was just the third second overall pick in Twins history, previous two being right-handed pitcher Adam Johnson in 2000 and first baseman Travis Lee in 1996...signed by scout Jack Powell.

BUXTON'S PLAYING RECORD

YEAR	CLUB	AVG	G	AB	R	H	2B	3B	HR	RBI	SH	SF	HBP	BB	SO	SB	CS	E	OBP	
2012	GCL Twins	.216	27	88	17	19	4	3	4	14	0	0	0	3	11	26	4	3	2	.324
	Elizabethton	.286	21	77	16	22	6	1	1	6	0	0	2	8	15	7	0	2	.368	
2013	Cedar Rapids	.341	68	270	68	92	15	10	8	55	3	3	1	44	56	32	11	1	.431	
	Ft. Myers	.326	57	218	41	71	4	8	4	22	0	1	2	32	49	23	8	1	.415	
2014	Ft. Myers	.240	30	121	19	29	4	2	4	16	0	0	3	10	33	6	2	0	.313	
	New Britain	.000	1	3	0	0	0	0	0	0	0	0	0	0	3	0	0	0	.000	
2015	Chattanooga	.283	59	237	44	67	7	12	6	37	0	4	1	26	51	20	2	2	.351	
	Rochester	.400	13	55	11	22	3	1	1	8	0	0	0	4	12	2	1	0	.441	
	MINNESOTA	.209	46	129	16	27	7	1	2	6	2	0	1	6	44	2	2	0	.250	
2016	Rochester	.305	49	190	41	58	11	3	11	24	0	2	3	14	58	7	0	1	.359	
	MINNESOTA	.225	92	298	44	67	19	6	10	38	4	3	3	23	118	10	2	4	.284	
	Minor League Totals	.302	325	1259	257	380	54	40	39	182	3	10	15	149	303	101	27	9	.380	
	Major League Totals	.220	138	427	60	94	26	7	12	44	6	3	4	29	162	12	4	4	.274	


BUXTON'S CAREER FIELDING RECORD

POSITION	PCT	G	PO	A	E	TC	DP	PB
Outfield	.989	136	358	4	4	366	0	—



JUAN CENTENO

HEIGHT/WEIGHT: 5-9/195
BATS/THROWS: L/R
BORN: 11/16/89 in Arecibo, PR
AGE: 26
RESIDES: Arecibo, PR
ACQUIRED: Signed as minor league free agent, 11/30/15
M.L. SERVICE: 1 year, 84 days
CONTRACT STATUS: Signed thru 2016



2016		GAME HIGHS		CAREER	
Hits: 3, 7/24 at BOS	HR: 1, 3x, last 9/22 vs. DET		Hits: 3, 7/24/16 at BOS	HR: 1, 3x, last 9/22/16 vs. DET	
RBI: 3, 7/24 at BOS	Grand Slam: --		RBI: 3, 7/24/16 at BOS	Grand Slam: --	
Hit-Streak: 5, 7/16-28	SB: --		Hit-Streak: 5, 7/16-28/16	SB: --	

PERSONAL: Juan C. Centeno (pronounced sen-TEN-oh)...graduated from Antonio Lucchetti High School in Arecibo, PR.

2016:

- Was an invite to Twins spring training, reassigned to minor league camp March 26 and began season with Triple-A Rochester.
- Played in 15 games for the Red Wings, hitting .245 (12-for-49) and had contract selected by Minnesota May 6 (John Ryan Murphy optioned).
- Hit first career home run May 14 at Cleveland, a two-run shot off Corey Kluber.
- Set career-high with three hits and three RBI July 24 at Boston, two of the three hits being doubles.
- Hit first career triple August 8 vs. Houston, off Collin McHugh.
- Hit .270 (44-for-163) with 12 doubles, three home runs and 24 RBI in 47 starts (all at catcher).
- Caught 53 games (47 starts), second most on the club (Suzuki 99 games).

2015: Started season with Triple-A Colorado Springs in Milwaukee's organization, his first season outside New York-NL organization after being claimed off waivers October 31, 2014...played in eight games for the Sky Sox before being recalled by Milwaukee April 21...played 10 games for the Brewers, going 1-for-21 and was optioned back to Colorado Springs June 1...placed on 7-day disabled list June 16, with right wrist contusion; reinstated June 23...played in one game for Sky Sox and placed back on DL with left hip strain; reinstated July 3...hit safely in season-high 11 straight for Sky Sox August 9-25, hitting .459 (17-for-37) with three doubles, one triple and 11 RBI during the span...hit .304 (38-for-125) against right-handed pitching for Colorado Springs, and .275 (14-for-51) against left-handed pitching...declared free agency November 6; signed by Minnesota as minor league free agent November 30.

2014: Split season between Double-A Binghamton, Triple-A Las Vegas and New York-NL...had two stints with the Mets, May 15-28 and September 1 through end of season...Mets pitchers posted a 3.86 ERA (70.0 IP, 30 ER) when he caught...played 10 games for the Mets, nine at catcher (8 starts)...both of his RBI for the Mets came on May 18 at Washington...claimed off waivers by Milwaukee on October 31...played for San Juan in the Puerto Rican Winter League.

2013: Spent most of the season at Triple-A Las Vegas (New York-NL), where he hit .305 (65-for-213) with 28 RBI in 67 games...also appeared in six games at Double-A Binghamton...contract selected by Mets September 9...made major league debut September 18 vs. San Francisco, going 2-for-4 with an RBI; recorded first major league hit, singling off Matt Cain...Mets pitchers posted a 2.42 ERA (26.0 IP, 7 ER) when he caught...played for Gigantes de Carolina in the Puerto Rican Winter League.

2012: Spent entire season with Double-A Binghamton (New York-NL), hitting .285 (80-for-281) with 12 doubles, two triples and 35 RBI in 79 games...played in 30 games for Manati in the Puerto Rican Winter League.

2011: Spent entire season with Single-A St. Lucie (New York-NL), hitting .318 (50-for-157) with one home run and 11 RBI in 52 games...played for the Peoria Javelinas in the Arizona Fall League, hitting .234 (11-for-47) with three doubles and five RBI in 14 games.

2010: Split season between Single-A Brooklyn, Single-A St. Lucie and Double-A Binghamton (New York-NL), combining to hit .320 (40-for-125) with eight doubles, one triple, one home run and 11 RBI in 44 games...hit first professional home run, with Brooklyn July 8 vs. State College, a three-run shot.

2009: Spent season with Single-A Brooklyn (New York-NL), hitting .164 (18-for-110) in 32 games.

2008: Spent second consecutive season with GCL Mets (New York-NL), hitting .220 (13-for-59) in 23 games...played three games for Gigantes de Carolina in the Puerto Rican Winter League.

2007: Spent first professional season with GCL Mets, hitting .146 (6-for-41) in 12 games.

PROFESSIONAL: Selected by New York-NL in 32nd round of 2007 First-Year Player Draft; signed by scout Junior Roman.

CENTENO'S PLAYING RECORD

YEAR	CLUB	AVG	G	AB	R	H	2B	3B	HR	RBI	SH	SF	HBP	BB	SO	SB	CS	E	OBP
2007	GCL Mets	.146	12	41	4	6	0	0	0	2	0	0	1	3	6	0	0	4	.222
2008	GCL Mets	.206	24	63	10	13	1	0	0	1	2	0	2	8	8	0	0	4	.315
2009	Brooklyn	.164	32	110	8	18	2	1	0	9	2	1	2	5	18	1	1	4	.212
2010	St. Lucie	.200	11	35	1	7	0	0	0	1	2	1	0	3	7	1	0	0	.256
	Binghamton	.000	1	1	0	0	0	0	0	0	0	0	0	0	0	0	0	0	.000
	Brooklyn	.371	32	89	17	33	8	1	1	10	8	0	1	6	8	1	0	3	.417
2011	St. Lucie	.318	52	157	22	50	5	1	1	11	7	1	1	12	22	3	1	0	.368
2012	Binghamton	.285	79	281	29	80	12	2	0	35	4	4	1	23	43	1	1	5	.337
2013	Binghamton	.261	6	23	4	6	1	1	0	3	1	0	0	0	5	0	0	1	.261
	Las Vegas	.305	67	213	25	65	10	2	0	28	6	3	3	12	24	1	1	3	.346
	NEW YORK-NL	.300	4	10	0	3	0	0	0	1	0	0	0	1	0	0	0	0	.300
2014	Las Vegas	.291	53	179	19	52	5	0	1	17	4	3	1	15	26	2	0	4	.343
	Binghamton	.286	21	77	8	22	5	0	0	8	0	0	0	6	11	0	1	0	.337
	NEW YORK-NL	.200	10	30	1	6	0	0	2	0	0	0	3	5	0	0	2	.273	
2015	MILWAUKEE	.048	10	21	0	1	0	0	0	0	0	0	2	7	0	0	1	.130	
	Colorado Springs	.295	51	176	11	52	6	3	0	24	1	4	1	5	19	2	2	3	.312
2016	Rochester	.245	15	49	5	12	1	0	1	5	1	0	1	4	4	1	0	2	.315
	MINNESOTA	.261	55	176	16	46	12	1	3	25	3	0	1	12	38	0	0	6	.312
	Minor League Totals	.278	456	1494	163	416	56	11	4	154	38	17	14	102	201	13	7	33	.327
	Major League Totals	.236	79	237	17	56	13	1	3	28	3	0	1	17	51	0	0	9	.290

CENTENO'S CAREER FIELDING RECORD

POSITION	PCT	G	PO	A	E	TC	DP	PB
Catcher	.982	73	456	43	9	508	3	7

AMERICAN LEAGUE CENTRAL HISTORY

YEAR	CHAMPION	RECORD	TWINS FINISH
1994*	Chicago White Sox	67-46	Fourth place with a record of 53-60, 15.0 games back
1995	Cleveland Indians	100-44	Fifth place with a record of 56-88, 44.0 games back
1996	Cleveland Indians	78-84	Fourth place with a record of 78-84, 21.5 games back
1997	Cleveland Indians	86-75	Fourth place with a record of 68-94, 18.5 games back
1998	Cleveland Indians	89-73	Fourth place with a record of 70-92, 19.0 games back
1999	Cleveland Indians	97-65	Fifth place with a record of 63-97, 33.0 games back
2000	Chicago White Sox	95-67	Fifth place with a record of 69-93, 26.0 games back
2001	Cleveland Indians	91-71	Second place with a record of 85-77, 6.0 games back
2002	Minnesota Twins	94-67	Lost 4 games to 1 in the ALCS to the Anaheim Angels
2003	Minnesota Twins	90-72	Lost 3 games to 1 in the ALDS to the New York Yankees
2004	Minnesota Twins	92-70	Lost 3 games to 1 in the ALDS to the New York Yankees
2005	Chicago White Sox	99-63	Third place with a record of 83-79, 16.0 games back
2006	Minnesota Twins	96-66	Swept in three games in the ALDS by the Oakland Athletics
2007	Cleveland Indians	96-66	Third place with a record of 79-83, 17.0 games back
2008	Chicago White Sox	89-74	Second place with a record of 88-75, 1.0 game back
2009	Minnesota Twins	87-76	Swept in three games in the ALDS by the New York Yankees
2010	Minnesota Twins	94-68	Swept in three games in the ALDS by the New York Yankees
2011	Detroit Tigers	95-67	Fifth place with a record of 63-99, 32.0 games back
2012	Detroit Tigers	88-74	Fifth place with a record of 66-96, 22.0 games back
2013	Detroit Tigers	93-69	Fourth place with a record of 66-96, 27.0 games back
2014	Detroit Tigers	90-72	Fifth place with a record of 70-92, 20.0 games back
2015	Kansas City Royals	95-67	Second place with a record of 83-79, 12.0 games back
2016	Cleveland Indians	94-67	Fifth place with a record of 59-103, 35.5 games back

*Season cut short due to work stoppage



J.T. CHARGOIS

HEIGHT/WEIGHT: 6-3/200
BATS/THROWS: S/R
BORN: 12/3/90 in Sulphur, LA
AGE: 25
RESIDES: League City, TX
ACQUIRED: 2nd round (72nd overall),
 2012 First-Year Player Draft
M.L. SERVICE: 58 days
CONTRACT STATUS: Signed thru 2016



RHP



60

	2016	GAME HIGHS	CAREER
IP: 2.2, 8/11 vs. HOU	Walks: 2, 2x, last 8/31 at CLE		IP: 2.2, 8/11/16 vs. HOU
SO: 3, 9/2 vs. CWS	CG: - -		Walks: 2, 2x, last 8/31/16 at CLE
Win-Streak: 1, 9/10	Low-Hit: - -		SO: 3, 9/2/16 vs. CWS
			Win-Streak: 1, 9/10/16
			CG: - -
			Low-Hit: - -

PERSONAL: Jon Thomas Chargois (pronounced shag-wa)...2009 graduate of Sulphur (LA) High School, where he pitched and played shortstop... earned 5A All-State honors...named First-Team All-District 3-5A pitcher...named the pitcher on 2009 All-Southwest team after posting a 1.02 ERA in 61.2 innings; also hit .393 with 12 home runs and an .827 slugging percentage...named to the Louisiana Baseball Coaches All-Star team...named to Louisiana's 5A All-Academic team; graduated summa cum laude...member of the National Honor Society, 4-H, Calcasieu Junior Leaders and student council.

2016:

- Optioned from Twins spring training to Double-A Chattanooga March 14.
- Pitched in 11 games for the Lookouts, posting a 1.54 ERA (11.2 IP, 2 ER) with seven saves and was promoted to Triple-A Rochester May 10.
- Pitched in 11 games for the Red Wings, posting a 0.73 ERA (12.1 IP, 1 ER) and was recalled by Minnesota July 26 (Trevor May - disabled list).
- Made major league debut June 11 vs. Boston, allowing five runs on three hits in 0.2 innings pitched.
- Optioned back to Triple-A June 12 when Twins claimed Neil Ramirez off waivers.
- Selected to play in the SiriusXM Futures Game July 10 at PETCO Park, allowing three runs on two hits and did not record an out.
- Recalled by Minnesota August 10.
- Posted a 2.82 ERA (22.1 IP, 7 ER) from August 11 through the end of the season (excludes his 5 runs allowed in ML Debut).
- Earned first major league win September 10 vs. Cleveland, pitching 1.0 scoreless inning.
- Posted scoreless appearances in 12 of final 13 from September 5-October 1, including nine consecutive (9.0 IP) September 5-22.
- Combined to go 3-2, 2.45 ERA (69.2 IP, 19 ER) with 25 walks and 72 strikeouts in 64 games between Chattanooga, Rochester and Minnesota.

2015: Began season with Single-A Ft. Myers...15 of 16 appearances for the Miracle were scoreless, including a stretch of 14 straight (13.2 IP) April 17-May 23...promoted to Double-A Chattanooga May 26...named Florida State League All-Star but did not pitch in the game June 20 at Port St. Lucie due to promotion...allowed just one home run on the season, a solo shot by Christian Marrero July 3 vs. Birmingham while with Chattanooga... went 11-for-11 in save opportunities for the Lookouts, including saves in five straight games June 9-21...17 of final 18 appearances for Lookouts were scoreless, posting a 0.46 ERA (19.2 IP, 1 ER) from July 15 through end of season...held left-handed hitters to a .171 (13-for-76) average while right-handers hit .243 (25-for-103) at both levels combined...combined to go 2-1, 2.63 ERA (48.0 IP, 14 ER) with 15 saves, 25 walks and 53 strikeouts in 48 games at both levels...ranked eighth in the Southern League in saves (11), despite playing in 32 games for Chattanooga... ranked second in the Twins organization in saves (15), trailing only Glen Perkins (32)...added to Twins 40-man roster November 20...ranked 15th best prospect and best fastball in Twins system by *Baseball America*, entering 2016.

2014: Missed entire season due to injury...ranked 21st best prospect in the Twins system by *Baseball America* entering 2015.

2013: Missed entire season with a right forearm strain.

2012: Spent first professional season with Rookie Elizabethton, striking out 22 and walking five in 16.0 innings pitched...ranked 11th best Twins prospect MLB.com entering 2013.

AMATEUR CAREER: Pitched three seasons for Rice University from 2010-12, going 7-5, 3.63 ERA (72.0 IP, 29 ER) with 10 saves, 25 walks and 59 strikeouts in 47 career games (2 starts)...named First-Team All-Conference USA in 2012, going 4-1, 2.15 ERA (37.2 IP, 9 ER) with eight saves, 12 walks and 38 strikeouts in 25 games; led Rice and was among Conference USA leaders in saves...notable teammates during three seasons at Rice included right-handed pitcher Tyler Duffey, left-handed pitcher Tony Cingrani and infielder Anthony Rendon.

PROFESSIONAL: Selected by Twins in second round (72nd overall) of 2012 First-Year Player Draft; signed by scout Greg Runser.

CHARGOIS' PITCHING RECORD

YEAR	CLUB	W-L	ERA	G	GS	CG	SH	SV	IP	H	R	ER	HR	HB	BB	SO	WP	BK	BAA
2012	Elizabethhton	0-0	1.69	12	0	0	0	5	16.0	10	4	3	0	0	5	22	1	0	.182
2013 DID NOT PLAY - INJURED																			
2014 DID NOT PLAY - INJURED																			
2015	Chattanooga	1-1	2.73	32	0	0	0	11	33.0	26	12	10	1	2	20	34	1	0	.218
	Ft. Myers	1-0	2.40	16	0	0	0	4	15.0	12	8	4	0	0	5	19	2	0	.200
2016	Chattanooga	0-0	1.54	11	0	0	0	7	11.2	8	3	2	1	0	5	14	0	0	.190
	Rochester	2-1	1.29	28	0	0	0	9	35.0	27	7	5	1	0	8	41	6	0	.208
	MINNESOTA	1-1	4.70	25	0	0	0	0	23.0	25	12	12	0	1	12	17	3	0	.291
Minor League Totals		4-2	1.95	99	0	0	0	36	110.2	83	34	24	3	2	43	130	10	0	.204
Major League Totals		1-1	4.70	25	0	0	0	0	23.0	25	12	12	0	1	12	17	3	0	.291

CHARGOIS' CAREER FIELDING RECORD

POSITION	PCT	G	PO	A	E	TC	DP	PB
Pitcher	1.000	25	0	1	0	1	0	—

CHARGOIS' 2016 GAME LOGS

DATE	OPP.	W	L	SV	SVO	HLD	ERA	GS	CG	IP	H	R	ER	HR	BB	IBB	HB	SO	AVG	#PIT
6/11	Bos	0	0	0	0	0	67.50	0	0	0.2	3	5	5	0	2	0	1	0	600	30
June		0	0	0	0	0	67.50	0	0	0.2	3	5	5	0	2	0	1	0	600	30
8/11	Hou	0	0	0	0	0	13.50	0	0	2.2	2	0	0	0	1	0	0	1	357	25
8/12	KC	0	0	0	0	0	10.38	0	0	1.0	0	0	0	0	0	0	0	1	294	15
8/14	KC	0	0	0	0	0	8.44	0	0	1.0	1	0	0	0	1	0	0	0	300	16
8/19	@KC	0	1	0	0	0	10.13	0	0	0.0	2	1	1	0	1	0	0	0	364	15
8/20	@KC	0	0	0	0	0	8.53	0	0	1.0	1	0	0	0	1	0	0	0	360	13
8/23	Det	0	0	0	0	0	7.36	0	0	1.0	1	0	0	0	0	0	0	0	345	13
8/24	Det	0	0	0	0	0	6.48	0	0	1.0	1	0	0	0	0	0	0	0	333	12
8/25	Det	0	0	0	0	0	5.79	0	0	1.0	2	0	0	0	0	0	0	0	351	10
8/28	@Tor	0	0	0	0	0	6.52	0	0	0.1	1	1	1	0	1	0	0	1	359	14
8/31	@Cle	0	0	0	0	0	6.97	0	0	0.2	2	1	1	0	2	0	0	0	381	23
August		0	1	0	0	0	2.79	0	0	9.2	13	3	3	0	7	0	0	4	351	156
9/2	CWS	0	0	0	0	0	8.49	0	0	1.1	3	3	3	0	1	0	0	3	388	36
9/5	KC	0	0	0	0	0	7.82	0	0	1.0	0	0	0	0	1	0	0	1	365	15
9/6	KC	0	0	0	0	0	7.62	0	0	0.1	0	0	0	0	0	0	0	0	358	5
9/9	Cle	0	0	0	0	0	7.07	0	0	1.0	0	0	0	0	0	0	0	0	339	7
9/10	Cle	1	0	0	0	0	6.60	0	0	1.0	0	0	0	0	0	0	0	1	322	11
9/12	@Det	0	0	0	0	1	6.19	0	0	1.0	0	0	0	0	0	0	0	1	306	9
9/14	@Det	0	0	0	0	0	5.71	0	0	1.1	1	0	0	0	0	0	0	2	299	22
9/15	@Det	0	0	0	0	1	5.60	0	0	0.1	0	0	0	0	1	0	0	0	294	9
9/17	@NYM	0	0	0	0	0	5.30	0	0	1.0	0	0	0	0	0	0	0	1	282	8
9/22	Det	0	0	0	0	0	4.79	0	0	2.0	1	0	0	0	0	0	0	2	273	25
9/23	Sea	0	0	0	0	0	5.23	0	0	0.0	1	1	1	0	0	0	0	0	282	1
9/27	@KC	0	0	0	0	0	4.98	0	0	1.0	1	0	0	0	0	0	0	1	284	10
9/28	@KC	0	0	0	0	0	4.91	0	0	0.1	1	0	0	0	0	0	0	0	289	6
10/1	@CWS	0	0	0	0	0	4.70	0	0	1.0	1	0	0	0	0	0	0	1	291	14
Sep/Oct		1	0	0	0	2	2.84	0	0	12.2	9	4	4	0	3	0	0	13	205	178
Totals		1	1	0	0	2	4.70	0	0	23.0	25	12	12	0	12	0	1	17	.291	364



PAT DEAN

HEIGHT/WEIGHT: 6-1/195
BATS/THROWS: L/L
BORN: 5/25/1989 in Waterbury, CT
AGE: 27
RESIDES: Naugatuck, CT
ACQUIRED: 3rd round, 2010 First-Year Player Draft
M.L. SERVICE: 95 days
CONTRACT STATUS: Signed thru 2016



LHP



64

@IMTHEDEANIS

	2016		GAME HIGHS		CAREER	
IP: 7.0, 5/27 at SEA	Walks: 4, 6/12 vs. BOS			IP: 7.0, 5/27/16 at SEA	Walks: 4, 6/12/16 vs. BOS	
SO: 8, 5/27 at SEA	CG: --			SO: 8, 5/27/16 at SEA	CG: --	
Win-Streak: 1, 5/27	Low-Hit: --			Win-Streak: 1, 5/27/16	Low-Hit: --	

PERSONAL: Patrick Michael Dean...2007 graduate of Naugatuck (CT) High School where he lettered four years...compiled a 29-8 career pitching record with 292 strikeouts in 237.2 innings during varsity career...pitched a no-hitter and perfect game in consecutive starts as a senior...was a three-time Naugatuck Valley All-League First-Team and All-State First-Team selection...also an All-Suburban basketball player.

2016:

- Pitched in Twins spring training and was optioned to Triple-A Rochester March 14.
- Went 1-3, 3.00 ERA (36.0 IP, 12 ER) with seven walks and 20 strikeouts and was recalled May 7 (Tommy Milone outrighted).
- Made major league debut May 11 vs. Baltimore, pitching 2.2 innings of relief, allowing two runs on four hits; recorded first major league strikeout, fanning Joey Rickard.
- Made first major league start May 21 vs. Toronto, allowing two runs on three hits in 6.0 innings pitched.
- Earned first major league win May 27 at Seattle, allowing two runs on four hits in 7.0 innings pitched with no walks and eight strikeouts opposite Felix Hernandez.
- Appeared in eight games (6 starts) for the Twins, going 1-3, 5.54 ERA (39.0 IP, 24 ER) and was optioned back to Rochester June 18.
- Made 10 starts for the Red Wings before being recalled by Minnesota for the final time August 12.
- Combined to go 6-13, 5.88 ERA (154.2 IP, 101 ER) with 42 walks and 99 strikeouts in 35 games (25 starts) between Rochester and Minnesota.

2015: Spent entire season with Triple-A Rochester...named International League Pitcher of the Week April 19, going 1-0, 0.75 ERA (12.0 IP, 1 ER) with six walks and 15 strikeouts in two starts...recorded 10 strikeouts August 2 vs. Syracuse in a 9.0-inning complete game shutout, the second double-digit strikeout total of his career...named International League Pitcher of the Week again August 24, making one start, pitching a complete game shutout vs. Buffalo, allowing just six hits and no walks with six strikeouts...pitched 6.0-plus innings in 21 of 27 starts, 7.0-plus innings 12 times and 8.0-plus eight times...led the Red Wings in innings pitched (179.0) and wins (12), and tied for first in starts (27)...ranked second in entire Twins organization in innings pitched, trailing only Kyle Gibson (194.2)...led all of Triple-A in innings pitched, complete games (5) and shutouts (3), tied for third in wins, and tied for fourth in starts...added to Twins 40-man roster November 20.

2014: Spent entire season at Double-A New Britain...pitched third career complete game July 5 at Portland...placed on 7-day disabled list August 17 with a left groin strain; reinstated August 24...led Rock Cats in innings pitched (144.0) and starts (26), and tied for second in wins (8)...set a career-high in strikeouts (83)...pitched for Gigantes del Cibao in the VZL, going 1-0, 3.60 ERA (25.0 IP, 10 ER) in six starts.

2013: Began season with Double-A New Britain and made 22 starts including two complete games, one shutout...finished second among Rock Cats in wins (6) and innings pitched (125.0)...led Eastern League in lowest walks-per-9.0 innings pitched (1.22)...promoted to Triple-A Rochester August 5 and made six starts for the Red Wings...named International League Pitcher of the Week August 12, going 1-0, 1.23 ERA (14.2 IP, 2 ER) with three walks and 10 strikeouts in two starts.

2012: Spent entire season with Single-A Ft. Myers...went 4-0, 1.34 ERA (33.2 IP, 5 ER) in six May starts...named Florida State League Midseason All-Star...led Miracle in wins (10), innings pitched (153.1), strikeouts (81) and starts (28).

2011: Split the season between Single-A Beloit, Single-A Ft. Myers and Double-A New Britain, combining to go 5-7, 5.75 ERA (108.0 IP, 60 ER) in 20 starts...named Midwest League Player of the Week June 6-12 and Twins minor league Player of the Week, going 1-0, 1.42 ERA (12.2 IP, 2 ER) with five hits allowed, two walks and 15 strikeouts in two starts.

2010: Began his professional career with Rookie Elizabethton...ranked second on team in WHIP (0.74)...ranked 16th best prospect in Appalachian League and Twins 23rd best prospect by *Baseball America* entering 2011.

AMATEUR CAREER: Played three seasons at Boston College from 2008-10, going 13-7, 4.55 ERA (196.0 IP, 99 ER) with 39 walks and 172 strikeouts in 47 games (28 starts)...ranks ninth all-time in BC history in career strikeouts (172) and his 2009 total of 90 ranks third in a single-season.

PROFESSIONAL: Selected by Twins in third round of 2010 First-Year Player Draft; signed by scout John Wilson.

DEAN'S PITCHING RECORD

YEAR	CLUB	W-L	ERA	G	GS	CG	SH	SV	IP	H	R	ER	HR	HB	BB	SO	WP	BK	BAA
2010	GCL Twins	0-0	0.00	4	0	0	0	0	5.0	3	0	0	0	0	0	5	0	0	.176
	Elizabethton	2-2	2.59	5	5	0	0	0	24.1	17	10	7	3	0	1	32	0	0	.198
2011	Beloit	2-0	2.86	8	8	0	0	0	44.0	40	15	14	4	1	9	37	4	0	.242
	Ft. Myers	3-6	6.67	11	11	0	0	0	58.0	83	51	43	8	4	15	36	1	0	.332
	New Britain	0-1	4.50	1	1	0	0	0	6.0	9	3	3	0	0	1	3	0	0	.346
2012	Ft. Myers	10-8	3.99	28	28	0	0	0	153.1	177	74	68	11	5	33	81	0	1	.289
2013	New Britain	6-11	4.68	22	22	2	1	0	125.0	151	72	65	12	2	17	61	2	2	.295
	Rochester	3-2	2.03	6	6	0	0	0	40.0	38	14	9	0	1	5	22	0	0	.253
2014	New Britain	8-9	4.81	26	26	1	0	0	144.0	192	91	77	20	8	31	83	3	0	.320
2015	Rochester	12-11	2.82	27	27	5	3	0	179.0	170	60	56	10	3	36	98	2	0	.254
2016	Rochester	5-7	5.56	16	16	1	0	0	87.1	113	58	54	10	2	19	49	2	0	.309
	MINNESOTA	1-6	6.28	19	9	0	0	0	67.1	88	47	47	13	0	23	50	1	0	.321
	Minor League Totals	51-57	4.12	154	150	9	4	0	866.0	993	448	396	78	26	167	507	14	3	.288
	Major League Totals	1-6	6.28	19	9	0	0	0	67.1	88	47	47	13	0	23	50	1	0	.321

DEAN'S CAREER FIELDING RECORD

POSITION	PCT	G	PO	A	E	TC	DP	PB
Pitcher	1.000	19	1	8	0	9	0	—

DEAN'S 2016 GAME LOGS

DATE	OPP.	W	L	SV	SVO	HLD	ERA	GS	CG	IP	H	R	ER	HR	BB	IBB	HB	SO	AVG	#PIT
5/11	Bal	0	0	0	0	0	6.75	0	0	2.2	4	2	2	0	2	0	0	3	.333	57
5/16	@Det	0	1	0	0	0	4.50	0	0	5.1	10	2	2	1	0	0	0	4	.389	91
5/21	Tor	0	0	0	0	0	3.86	1	0	6.0	3	2	2	1	3	0	0	5	.304	95
5/27	@Sea	1	0	0	0	0	3.43	1	0	7.0	4	2	2	1	0	0	0	8	.259	98
May		1	1	0	0	0	3.43	2	0	21.0	21	8	8	3	5	0	0	20	.259	341
6/1	@Oak	0	1	0	0	0	4.15	1	0	5.0	9	4	4	1	2	1	0	3	.294	81
6/7	Mia	0	0	0	0	0	4.75	1	0	4.1	7	4	4	0	1	0	0	2	.303	90
6/12	Bos	0	0	0	0	0	4.17	1	0	6.1	3	1	1	1	4	0	0	3	.282	92
6/17	NYN	0	1	0	0	0	5.54	1	0	2.1	8	7	7	1	3	0	0	0	.310	68
June		0	2	0	0	0	8.00	4	0	18.0	27	16	16	3	10	1	0	8	.365	331
8/12	KC	0	0	0	0	0	5.36	0	0	3.0	1	1	1	1	0	0	0	6	.297	39
8/18	@KC	0	0	0	0	0	5.60	0	0	3.0	4	3	3	0	0	0	0	3	.298	52
8/23	Det	0	0	0	0	0	5.48	0	0	1.0	1	0	0	0	0	0	0	0	.298	10
8/26	@Tor	0	1	0	0	0	6.24	1	0	3.0	8	6	6	2	1	0	0	1	.313	72
8/31	@Cle	0	1	0	0	0	6.75	1	0	4.1	7	6	6	2	3	0	0	0	.318	64
August		0	2	0	0	0	10.05	2	0	14.1	21	16	16	5	4	0	0	10	.339	237
9/4	CWS	0	1	0	0	0	6.83	0	0	2.0	3	2	2	0	0	0	0	0	.320	31
9/5	KC	0	0	0	0	0	7.03	0	0	1.0	2	2	2	1	1	0	0	1	.323	18
9/11	Cle	0	0	0	0	0	6.83	0	0	1.2	4	0	0	0	1	0	0	2	.328	51
9/16	@NYM	0	0	0	0	0	6.71	0	0	1.0	1	0	0	0	0	0	0	1	.326	13
9/22	Det	0	0	0	0	0	6.33	1	0	5.0	3	1	1	0	1	0	0	5	.318	78
9/30	@CWS	0	0	0	0	0	6.28	0	0	3.1	6	2	2	1	1	0	0	3	.321	58
Sep/Oct		0	1	0	0	0	4.50	1	0	14.0	19	7	7	2	4	0	0	12	.333	249
Totals		1	6	0	0	0	6.28	9	0	67.1	88	47	47	13	23	1	0	50	.321	1158



BRIAN DOZIER

HEIGHT/WEIGHT: 5-11/198
BATS/THROWS: R/R
BORN: 5/15/87 in Fulton, MS
AGE: 29
RESIDES: Hattiesburg, MS
ACQUIRED: 8th round, 2009 First-Year Player Draft
M.L. SERVICE: 4 years, 100 days
CONTRACT STATUS: Signed thru 2018



28



2

@BRIANDOZIER

★ 2015

2016		GAME HIGHS		CAREER	
Hits: 3, 11x, last 9/13 at DET	HR: 3, 9/5 vs. KC		Hits: 4, 5/3/15 vs. CWS	HR: 3, 9/5/16 vs. KC	
RBI: 4, 2x, last 9/5 vs. KC	Grand Slam: --		RBI: 4, 7x, last 9/5/16 vs. KC		Grand Slam: --
Hit-Streak: 24, 8/27-9/22	SB: 2, 2x, last 9/27 at KC		Hit-Streak: 24, 8/27-9/22/16		SB: 2, 9x, last 9/27/16 at KC

PERSONAL: James Brian Dozier (pronounced DOE-zher)...wife, Renee (Hrapmann)...2005 graduate of Itawamba Agricultural (MS) High School, where he also earned three letters in football, two in golf and one in basketball...was four-year starter while there...was two-time All-State selection and four-time All-Area and All-Division selection in baseball as well as "Player of the Year" in north Mississippi...attended the University of Southern Mississippi from 2006-09, hitting .355 (307-for-864) with 55 doubles, seven triples, 16 home runs, 152 RBI and 185 runs scored in 224 career games...named Second-Team All-C-USA as junior, NCAA All-Oxford Regional Team as sophomore and Louisville Slugger Freshman All-American and C-USA All Freshman Team...participates annually in Twins Winter Caravan...also travels annually to Central America with his wife, Renee, for mission trips involving such efforts as building a school, digging ditches to houses for clean water systems, etc. for an organization called Amigos for Christ...created Dozier's Heroes which purchases tickets for and visits with recently returning military members and their families...hosts the annual Celebrity Waiter Event which benefits the Boys & Girls Clubs of the Twin Cities.

CAREER HIGHLIGHTS: Leads Twins in games (488), hits (458), runs scored (317), home runs (93) and walks (211) since 2014...hit 42 home runs in 2016, second Twin to ever reach 40, joining Harmon Killebrew; hit 40 as a second baseman, setting an AL record at the position...recorded an extra-base hit in 11 straight games June 18-30, 2016, setting a Twins record and marking the longest streak in baseball since Alex Rodriguez had an 11-game streak from the end of 2006 to the 2007 season...hit three home runs September 5, 2016 vs. Kansas City, becoming sixth player in club history with a three-homer game, joining Bob Allison, Harmon Killebrew, Tony Oliva, Justin Morneau and Max Kepler...has scored 100-plus runs in three consecutive seasons (112 in 2014, 101 in 2015 and 104 in 2016) and became the second Twin (since 1961) to score 100 runs in three consecutive seasons (Chuck Knoblauch, 1995-97)...has 19 career leadoff home runs, second on the Twins all-time list, trailing Jacque Jones (20)...named to 2015 AL All-Star team as reserve...entered the game as pinch hitter in the eighth inning and homered off Pittsburgh's Mark Melancon...became 16th player to ever homer in their first All-Star Game at-bat and third Twin to ever homer in an All-Star Game, joining Kirby Puckett (1993) and Harmon Killebrew (1961, '65, '71)...represented the Twins as a finalist for the 2015 Hank Aaron Award...given 2015 Carl R. Pohlad Award for Twins Outstanding Community Service...was a finalist among AL second basemen in the 2015 Rawlings Gold Glove Award...participated in the 2014 Gillette Home Run Derby at Target Field with his brother Clay pitching to him; hit two home runs in the first round and did not advance...given 2014 Twins Heart and Hustle Award, voted on by the MLB Players Alumni Association...given 2014 Jim Kaat Award for Twins Defensive Player of the Year voted on by the Twin Cities Chapter of the BBWAA...given 2013 Charles O. Johnson Award as Twins Most Improved Player and the Mike Augustin "Media Good Guy" Award, both voted on by the Twin Cities Chapter of the BBWAA...played primarily as shortstop through Twins system but made permanent move to second base prior to 2013 season.

2016:

- ☛ Was Twins Opening Day second baseman and leadoff hitter April 4 at Baltimore, his fourth straight season as club's Opening Day second baseman.
- ☛ Did not commit an error in 41 straight games April 19-June 8, second longest streak of career (49, May 20-July 13, 2013).
- ☛ Hit third career two-homer game June 28 at Chicago-AL; second time hitting two homers at U.S. Cellular Field.
- ☛ Hit .369 (38-for-103) with nine doubles, two triples, eight home runs and 21 RBI in 27 June games...for the month, tied for second in the AL in doubles, tied for fourth in hits, tied for sixth in home runs, seventh in batting average and tied for ninth in RBI.
- ☛ Reached base safely in 25 straight June 7-July 3...also reached safely via hit, walk or hit-by-pitch in 36 of 37 games from May 24-July 3.
- ☛ Recorded an extra-base hit in 11 straight games June 18-30, setting a Twins record...it marked the longest streak in baseball since Alex Rodriguez had an 11-game streak from the end of 2006 to the 2007 season; it marked the longest in baseball by a middle infielder since Rogers Hornsby hit an extra-base hit in 12 consecutive games in 1928...according to Elias, the 20 hits, which included six homers, over the 11 games made him one of five Twins to ever produce those totals over an 11-game span, joining Joe Mauer (2009), David Ortiz (2002), Dave Winfield (1993) and Kirby Puckett (1987).
- ☛ Hit fourth career two-homer game July 31 vs. Chicago-AL, second of season.
- ☛ Hit 20th home run August 2 at Cleveland, becoming first Twin since Jason Kubel (2008-10) to hit 20-plus homers in three straight seasons.

- Tied career-high with 28th home run August 18 at Kansas City; set career-high with 29th August 19 at Kansas City...28th was 15th career leadoff home run which tied Chuck Knoblauch for second on Twins all-time list; passed Knoblauch with 16th August 30 at Cleveland.
- Hit .302 (38-for-126) with nine doubles, two triples, 13 home runs, 27 RBI, 27 runs scored and 11 walks in 29 August games...led baseball in home runs...ranked first among AL players in extra-base hits (24) and total bases (90), and tied for first in RBI (27)...13 home runs were second most in club history for a single month, trailing Harmon Killebrew's June 1964 total of 14.
- Hit three home runs September 5 vs. Kansas City, becoming sixth player in club history with a three-homer game, joining Bob Allison (May 17, 1963 at Cleveland), Harmon Killebrew (September 21, 1963 at Boston), Tony Oliva (July 3, 1973 at Kansas City), Justin Morneau (July 6, 2007 at Chicago-AL) and Max Kepler (August 1, 2016 at Cleveland).
- Hit leadoff homers in consecutive games September 5-6 vs. Kansas City, becoming the first Twin to do so since Jacque Jones did it August 19-20, 2002 against Chicago-AL.
- Homered in five straight September 2-6, tying a club record, previously held by Harmon Killebrew (3 times - 1964, 1970 and 1970) and Marty Cordova (1995).
- Hit 40th home run September 12 at Detroit, off Daniel Norris, joining Harmon Killebrew as the only Twins to ever reach the 40-homer mark.
- Hit 42nd home run September 22 vs. Detroit; was 40th as a second baseman, passing Alfonso Soriano (2002) and setting a new AL record... also scored 100th run, becoming the second player in club history to score 100-plus in three straight seasons, joining Chuck Knoblauch who did it from 1995-97 (107, 140 and 117).
- Hit safely in career-high 24 straight August 27-September 22 (Game 1), tied with Lenny Green (1961) for third longest streak in club history, trailing Ken Landreaux (31 in 1980) and Brian Harper (25 in 1990)...hit .351 (35-for-101) with six doubles, 12 home runs, 23 RBI and 20 runs scored during the streak...fourth longest streak in baseball for the season.
- Hit six leadoff home runs on the season, finishing with 19 for career, second most in club history, trailing Jacque Jones (20).
- Finished with 40 home runs as second baseman (2 as designated hitter), tied with Ryne Sandberg (1990) for third most in baseball history at the position, trailing Davey Johnson (1973) and Rogers Hornsby (1922), who each hit 42...according to Elias, broke the AL record for homers by a second baseman after the break with 28; previous mark held by Joe Gordon (1940), when he hit 21 with the Yankees.
- Led baseball in home runs (28) post-All-Star break, also led in total bases (195) and extra-base hits (49), fourth in runs scored (57) and slugging percentage (.646), and fifth in RBI (56).
- Hit 11 home runs against Kansas City, the most for a player against one team since Alex Rodriguez hit 11 against Los Angeles-AL in 2003.
- Finished tied for third in baseball in home runs (42) with Khris Davis and Edwin Encarnacion, trailing Mark Trumbo (47) and Nelson Cruz (43); became just the second Twin to ever finish among top three in any season (Killebrew, 6 times: 1961-64, '66 and '69)...additionally, he ranked 12th in the AL in runs scored (104).
- Finished seventh on Twins all-time list in home runs for a single-season; finished with second-most extra-base hits (82), trailing only Tony Oliva's 1964 total of 84.
- Only player in baseball with 40-plus home runs, 100-plus runs and 15-plus stolen bases; only player in club history...first player in baseball since Curtis Granderson in 2011.
- Finished one of six players in baseball with 35-plus homers, 100-plus runs and 90-plus RBI, joining Nolan Arenado, Kris Bryant, Robinson Cano, Josh Donaldson and Manny Machado.
- Hit .282 (40-for-142) with 11 home runs against left-handed pitching and .264 (125-for-473) with 31 home runs against right-handed pitching.

2015: Was Twins Opening Day second baseman and number two hitter, his third straight season as club's Opening Day second baseman...set career-high with four hits May 3 vs. Chicago-AL...tied career-high with four RBI, three times: April 30 vs. Chicago-AL, May 24 at Chicago-AL and July 10 vs. Detroit...had second career two-homer game May 24 at Chicago-AL...hit .287 (31-for-108) with 10 doubles, three triples, seven home runs, 15 RBI and 24 runs scored in 27 May games; the 20 extra-base hits tied the Twins record for the most extra-base hits in May (Zoilo Versalles - 1965, Kirby Puckett - 1990)...10 doubles were tied for third most in the AL and tied for fourth most in baseball...hit eighth career leadoff home run May 10 at Cleveland off Danny Salazar, passing Shannon Stewart and moving into sole possession of fourth on Twins all-time list...hit ninth career leadoff home run May 24 at Chicago-AL off Jose Quintana...hit 10th career leadoff home run June 14 at Texas off Nick Martinez...stole 50th career base June 22 vs. Chicago-AL; along with his 61 career home runs at the time, he became the 16th Twin to ever reach 50 career steals and 50 career home runs...hit 11th career leadoff home run June 26 at Milwaukee off Kyle Lohse...hit first career walk-off home run July 6 vs. Baltimore, a two-run shot off Tommy Hunter in the bottom of the 10th, giving the Twins the 4-2 win...hit second career walk-off home run July 10 vs. Detroit, a three run shot off Joakim Soria in the bottom of the ninth, giving the Twins the 8-6 win, capping a six-run comeback and seven-run ninth...he became the second player in Twins/Senators franchise history to record multiple walk-off homers in a single homestand...Roy Sievers achieved that feat for the Washington Senators in 1958, having hit game-ending homers against the Indians on July 16 and the White Sox on July 20...hit 12th career leadoff home run July 17 at Oakland off Sonny Gray, tying Dan Gladden for third on Twins all-time leadoff homers list...finished pre-All-Star break with 48 extra-base hits, the most in Twins/Senators franchise history...was on AL's final vote ballot but was not elected...eventually named to AL All-Star team as a reserve, replacing Toronto's Jose Bautista...entered the game as pinch hitter in the eighth inning and homered off Pittsburgh's Mark Melancon...became 16th player to ever homer in his first All-Star Game at-bat and third Twin to ever homer in an All-Star Game, joining Kirby Puckett (1993) and Harmon Killebrew (1961, '65, '71)...was named Twins winner of the Heart and Hustle Award near end of July, for the second straight season...hit fifth leadoff home run of the season, and 13th career leadoff home run, July 30 vs. Seattle off J.A. Happ, passing Gladden and moving into sole possession of third on Twins all-time leadoff homer list...hit 23rd home run August 2 vs. Seattle, tying his single-season career-high, done in 2014; set new season-high with 24th August 7 at Cleveland...hit 30th leadoff August 12 vs. Texas, marking his third straight season with 30-plus doubles...recorded 63rd extra-base hit with a triple August 30 vs. Houston, setting a Twins single-season record for extra-base hits by a second baseman, passing Chuck Knoblauch's 1996 total of 62...set new single-season career-high with 34th double September 1 vs. Chicago-AL...scored 100th run September 26 at Detroit, becoming the third Twin to score 100 runs in consecutive seasons (Knoblauch, 1995-97 and Tony Oliva, 1964-65)...also recorded 73rd RBI, setting Twins record for most RBI by second baseman in single season

(Knoblauch, 72 in 1996)...led the club in home runs (28), doubles (39) and runs scored (101) and ranked second in hits (148) and walks (61)... finished tied for fifth in the AL in runs scored (101) and tied for ninth most in baseball...played 1,383.0 innings at second base, the second most in club history, trailing Bernie Allen's 1962 total of 1,410.1...ranked fourth among AL second basemen with a .990 fielding percentage (minimum 1,000.0 innings played) and led all of baseball in innings played at the position (1383.0)...represented the Twins as a finalist for the Hank Aaron Award...given Carl R. Pohlad Award for Twins Outstanding Community Service.

2014: Made Twins Opening Day roster for second straight season and was Opening Day second baseman and leadoff hitter March 31 at Chicago-AL... hit fourth career leadoff home run April 5 at Cleveland off Carlos Carrasco...hit second leadoff homer of season, fifth of career, April 12 vs. Kansas City off James Shields, tying Cesar Tovar, Denard Span and Shane Mack for sixth most in club history...hit third leadoff homer of season, sixth of career, April 17 vs. Toronto off Dustin McGowan, tying Zoilo Versalles for fifth most in club history...led baseball in April in runs scored (25), fourth in AL in walks (19) and tied for fourth in AL in home runs (7)...25 runs in April set a club record for the month, passing Paul Molitor's 1996 total of 24... hit safely in 10 straight games May 9-20, hitting .385 (15-for-39) during the streak...hit 15th home run June 14 at Detroit and stole 15th base two days later on June 16 at Boston, marking the 15th time in club history and 12th different player to hit 15 homers and steal 15 bases in one season... did it in his 67th game which is the fastest ever by a Twin and fastest in baseball since the Dodgers Matt Kemp did it in his 68th game in 2011... according to Elias Sports Bureau, since 1914, Dozier and Larry Hise (21 homers and 15 steals in 1977) are the only Twins in franchise history to hit 15 home runs and steal 15 bases in a first half of a season...hit fourth leadoff homer of season, seventh of career, July 4 vs. New York-AL off Chase Whitley, tying Shannon Stewart for fourth most in club history...had first career two-homer game July 13 at Colorado, one of two for the Twins in 2014 (Arcia the other)...led AL and ranked second in baseball in runs scored pre-All-Star break (69)...hit 18 home runs pre-All-Star break and was selected by AL Captain, Toronto's Jose Bautista, to participate in the Gillette Home Run Derby at Target Field; hit two home runs in the first round and did not advance...had brother Clay pitch to him...became the sixth different Twin to participate in the Home Run Derby (Tom Brunansky - 1985, Gary Gaetti - 1989, Torii Hunter - 2002, Justin Morneau - 2007 and 08, and Joe Mauer - 2009)...became 17th player from host team to participate and second in club history, joining Brunansky...sixth player ever to not be named to an All-Star team to participate (Rafael Palmeiro - 2004, Hee-Seop Choi - 2005, Ryan Howard - 2007, Yoenis Cespedes - 2013, Justin Morneau - 2014)...hit 19th home run July 22 vs. Cleveland, setting a single-season career-high and new all-time high for Twins second basemen...recorded 20th stolen base August 20 vs. Cleveland, becoming the sixth different player (7th time) in club history to hit 20 homers and steal 20 bases, the first since Torii Hunter in 2004...scored 100th run September 3 vs. Chicago-AL (Game 2), becoming the 13th different Twin (20th time) to reach 100 runs and first since Michael Cuddyer scored 102 times in 2006...hit safely in career-high 11 straight games August 22-September 1, hitting .390 (16-for-41) during the streak...finished with 112 runs scored, the most by a Twin since Chuck Knoblauch scored 117 in 1997 and seventh most by a Twin all-time...led Twins in hits (145), home runs (23), walks (89), runs (112), stolen bases (21), games (156), at-bats (598) and ranked second in RBI (71)...ranked second in the AL and third in baseball in runs scored (112), ranked third in the AL in walks, tied for eighth in times on base (243)...among all second basemen in baseball, he ranked first in runs and walks, tied for first in home runs, third in times on base (243), fourth in total bases (249), and tied for seventh in doubles (33)...ranked fifth among second basemen in baseball in double plays (98)...was only player in baseball with over 100 runs, 30 doubles, 20 home runs, 80 walks and 20 stolen bases; only player in Twins history also...given the Twins Heart and Hustle Award, voted on by the MLB Players Alumni Association...given the Jim Kaat Award for Twins Defensive Player of the Year voted on by the Twin Cities Chapter of the BBWAA.

2013: Made first career Opening Day roster and started Opening Day at second base April 1 vs. Detroit...hit first home run of the season May 6 at Boston, a game-tying solo shot in the top of the ninth inning off Joel Hanrahan; Twins lost 6-5 in 11 innings...committed just two errors in first 80 games April 1-July 13, posting a .995 fielding percentage in that span...hit game-tying RBI-single in ninth inning August 2 vs. Houston, then later hit game-winning RBI-single in the 13th inning; according to the Elias Sports Bureau, he entered that game with 70 career RBI, but only one had either tied the game or put his team ahead in the seventh inning-or-later (game-tying home run on May 6, 2013)...hit 30th double September 1 at Texas, becoming the fourth second baseman in club history to reach 30 doubles, and first since 1999 when Todd Walker hit 37... hit 14th home run August 29 vs. Kansas City, tying Tim Lincecum's 1984 total for most ever by a Twins second baseman...passed Teufel with his 15th August 31 at Texas...played 146 games (141 starts) at second base, sixth most in baseball at the position; committed just six errors, tied for third fewest among AL second basemen...led all MLB second basemen in assists (461) and was involved in 110 double plays, second most among MLB second basemen...led the Twins in home runs (18); was second in doubles (33), hits (136) and RBI (66), and third in walks (51)...ranked second in home runs among AL second basemen; third in extra-base hits (55) and fifth in doubles...finished as the Twins all-time leader in home runs by a second baseman, also finished second in RBI, fifth in slugging percentage (.414), tied for fifth in total bases (231), and sixth in doubles... committed six errors, tying him with three others for fewest ever by a Twins second baseman: Luis Castillo (2006), Chuck Knoblauch (1992) and Steve Lombardozzi (1986)...given the Charles O. Johnson Award as Twins Most Improved Player and the Mike Augustin "Media Good Guy" Award, both voted on by the Twin Cities Chapter of the BBWAA.

2012: Was an invite to Twins spring training and started the season with Triple-A Rochester...named Twins minor league Player of the Week April 13, batting .391 (9-for-23) with three doubles, one home run and four RBI in six games...had contract selected by Minnesota May 7 as the Twins placed Justin Morneau on 15-day disabled list...made major league debut May 7 vs. Los Angeles-AL, going 1-for-4 with his first major league hit, singling off David Carpenter; came around to score first major league run...recorded first career RBI in next game May 8 vs. Los Angeles-AL...hit first career double May 12 vs. Toronto...had first career home run the next day, a solo shot off Ricky Romero May 13 vs. Toronto...had first career stolen base June 4 at Kansas City...optioned to Triple-A Rochester August 14...tied Asdrubal Cabrera for the most errors by a shortstop in the AL (15) at the time.

2011: Was an invite to Twins spring training...reassigned to minor league camp March 14 and reported to Single-A Ft. Myers...named Twins minor league Player of the Week May 21, batting .433 (13-for-30) with two doubles, two triples, seven RBI, three runs scored and two walks in seven games...named Twins minor league Player of the Month for May after batting .337 (33-for-98) with seven doubles, three triples, 11 RBI, 14 runs scored, 14 walks and seven stolen bases...promoted to Double-A New Britain June 6...named Florida State League Midseason All-Star, but did not play in the game due to promotion...placed on 7-day disabled list with left cheekbone fracture June 10; reinstated June 19...named Eastern League Player of the Week August 8 after batting .520 (13-for-25) with four doubles and four RBI in six games...given the Sherry Robertson Award as the Twins minor league Player of the Year, voted on by the Twin Cities Chapter of the BBWAA...combined to bat .320 (157-for-491) with 33 doubles, 12 triples, nine home runs, 56 RBI, 92 runs scored and 24 stolen bases in 127 games at both levels combined...led the Twins organization in runs scored and triples, was third in hits (157), stolen bases and total bases (241), sixth in doubles, and eighth in walks (55)...named shortstop on MiLB.com's 2011 Twins organizational All-Star team...played for Mesa Solar Sox in Arizona Fall League, batting .296 (32-for-108) with 27 runs, eight doubles, three home runs and 22 RBI in 26 games...earned roster spot in AFL Rising Stars Game representing the East division as the starting second baseman; went 1-for-2 in the game with a solo home run...ranked 10th best prospect in the Twins minor league system, best strike zone discipline and best defensive infielder by *Baseball America* entering the 2012 season.

2010: Started season with Single-A Beloit, playing 32 games at shortstop, three games at second base and three games at third base...transferred to Single-A Ft. Myers May 22...hit first professional home run June 24 vs. Charlotte...named Twins minor league Player of the Week June 25 after batting .412 with 14 hits, one double, one home run, five RBI and six runs scored in eight games...played 66 games at shortstop for Miracle, 14 at third base and 12 at second base...ranked 30th best prospect in Twins organization by *Baseball America* entering 2011 season.

2009: Began season with GCL Twins...promoted to Rookie Elizabethton July 8...named Appalachian League Player of the Week August 10...finished second in Appalachian League in batting average (.353), hits (77) and on-base percentage (.417)...named Appalachian League Postseason All-Star.

AMATEUR CAREER: Attended the University of Southern Mississippi where he was named a Louisville Slugger Freshman All-American and to Conference USA All-Freshman team in 2006...named Second-Team All-Conference USA as a junior...led team in at-bats (269), hits (92), total bases (128), RBI (tied with 46) and doubles (17) as a junior...started 64 games at shortstop in 2008, missing just two innings the entire year.

PROFESSIONAL: Selected by Twins in eighth round of 2009 First-Year Player Draft; signed by scout Earl Winn.

DOZIER'S BATTING RECORD

YEAR	CLUB	AVG	G	AB	R	H	2B	3B	HR	RBI	SH	SF	HBP	BB	SO	SB	CS	E	OBP
2009	GCL Twins	.286	5	14	1	4	0	0	0	0	0	0	0	2	1	0	0	0	.375
	Elizabethton	.353	53	218	38	77	17	0	0	14	1	3	3	23	26	3	0	14	.417
2010	Beloit	.278	39	151	24	42	7	1	0	17	3	0	0	16	16	6	1	7	.347
	Ft. Myers	.274	93	350	44	96	11	1	5	42	9	6	1	44	41	10	4	15	.352
2011	Ft. Myers	.322	49	180	32	58	11	5	2	22	3	2	6	27	20	13	4	8	.423
	New Britain	.318	78	311	60	99	22	7	7	34	7	0	5	28	46	11	7	5	.384
2012	Rochester	.232	48	181	15	42	11	1	2	17	1	3	1	14	34	3	2	7	.286
	MINNESOTA	.234	84	316	33	74	11	1	6	33	4	3	1	16	58	9	2	15	.271
2013	MINNESOTA	.244	147	558	72	136	33	4	18	66	3	4	6	51	120	14	7	6	.312
2014	MINNESOTA	.242	156	598	112	145	33	1	23	71	3	8	9	89	129	21	7	15	.345
2015	MINNESOTA	.236	157	628	101	148	39	4	28	77	0	8	7	61	148	12	4	8	.307
2016	MINNESOTA	.268	155	615	104	165	35	5	42	99	2	5	8	61	138	18	2	8	.340
	Minor League Totals	.298	365	1405	214	418	79	15	16	146	24	14	16	154	184	46	18	56	.370
	Major League Totals	.246	699	2715	422	668	151	15	117	346	12	28	31	278	593	74	22	52	.320

DOZIER'S CAREER FIELDING RECORD

POSITION	PCT	G	PO	A	E	TC	DP	PB
Second Base	.988	610	1117	1811	37	2965	437	—
Shortstop	.964	83	111	287	15	413	70	—
Totals	.985	693	1228	2098	52	3378	507	—

DOZIER'S ALL-STAR GAME RECORD

YEAR	HOST	AVG	G	AB	R	H	2B	3B	HR	RBI	SH	SF	HBP	BB	SO	SB	CS	E	OBP
2015	Cincinnati	1.000	1	1	1	1	0	0	1	1	0	0	0	0	0	0	0	0	1.000
	All-Star Game Totals	1.000	1	1	1	1	0	0	1	1	0	0	0	0	0	0	0	0	1.000



TYLER DUFFEY

HEIGHT/WEIGHT: 6-3/222
BATS/THROWS: R/R
BORN: 12/27/90 in Houston, TX
AGE: 25
RESIDES: Houston, TX
ACQUIRED: 5th round, 2012 First-Year Player Draft
M.L. SERVICE: 1 year, 43 days
CONTRACT STATUS: Signed thru 2016



RHP



56

@THEDDOF13

2016		GAME HIGHS		CAREER	
IP: 8.0, 6/26 at NYY	Walks: 4, 7/7 at TEX		IP: 8.0, 6/26/16 at NYY	Walks: 5, 8/15/15 vs. CLE	
SO: 9, 2x, last 7/7 at TEX	CG: --		SO: 9, 2x, last 7/7/16 at TEX	CG: --	
Win-Streak: 3, 2x, last 8/3-13	Low-Hit: --		Win-Streak: 5, 8/15-26/15	Low-Hit: --	

PERSONAL: Tyler Blinn Duffey...2009 graduate of Bellaire (TX) High School...attended Rice University from 2010-12, where he went 11-5, 3.06 ERA (153.0 IP, 52 ER) with 55 walks and 189 strikeouts in 92 career games (1 start)...named MVP of the 2011 Conference USA championship...finished third in the league with 30 appearances and eighth with 76 strikeouts in 2011...led Rice with four saves as a freshman in 2010...participated in 2016 Twins Winter Caravan.

2016:

- ◊ Opted from Twins spring training March 29 and began season with Triple-A Rochester.
- ◊ Made just three starts for the Red Wings, posting a 1.72 ERA (15.2 IP, 3 ER) and was recalled April 23.
- ◊ Went 1-2, 1.85 ERA (24.1 IP, 5 ER) in first four starts for Twins, including a career-high nine strikeouts May 8 at Chicago-AL (7.0 IP)...struck out four batters in one inning (7th) in that start.
- ◊ Tied season and career-high with nine strikeouts July 7 at Texas (6.0 IP).
- ◊ Optioned to Triple-A Rochester August 25.
- ◊ Made two starts for the Red Wings and was recalled by Minnesota September 6.
- ◊ Struck out six-plus batters 11 times.
- ◊ Held left-handed hitters to a .266 (74-for-278) batting average while right-handers hit .337 (93-for-276).
- ◊ Led Twins in wins (9) and losses (12), second in strikeouts (114) and third in innings pitched (133.0).
- ◊ Had 6.16 run support average, the highest on the Twins staff and seventh in the AL (minimum 125.0 IP).

2015: Was Twins spring training invite and attended first career Twins spring training; reassigned to minor league camp March 15...began season with Double-A Chattanooga with 16.2 scoreless inning streak over first three starts, including 10 strikeouts (6.2 IP) in first start April 9 at Montgomery...named Southern League Pitcher of the Week and Twins minor league Player of the Week April 19, after making one start 15 vs. Birmingham, pitching 7.0 shutout innings with two hits allowed, one walk and eight strikeouts...set minor league career-high with 12 strikeouts (7.0 IP) May 17 vs. Montgomery...went 2-2, 2.56 ERA (52.2 IP, 15 ER) with 12 walks and 54 strikeouts in eight starts and was promoted to Triple-A Rochester May 22; led Southern League in innings pitched and was second in strikeouts at time of promotion...named International League Pitcher of the Week June 30, making two starts for the Red Wings, going 2-0, 0.00 ERA (14.1 IP) with two walks and 10 strikeouts, including a 7.0-inning complete game June 28 vs. Charlotte...posted 33.2-inning scoreless streak June 17-July 9...contract selected by Minnesota August 3...made major league debut in a start August 5 at Toronto, allowing six runs on five hits in 2.0 innings pitched and was issued the loss...optioned back to Rochester August 6, then recalled August 14 when the Twins placed Phil Hughes on the disabled list...earned first major league win August 15 vs. Cleveland, pitching 6.0 shutout innings with one hit, five walks and seven strikeouts; carried a no-hitter into the sixth inning...went 3-0, 2.35 ERA (30.2 IP, 8 ER) with eight walks and 27 strikeouts in five September starts...tied for second most wins among AL rookies during the month...posted opponent batting averages of .157 (13-for-83) first time through the lineup, .257 (19-for-74) second time through and .368 (21-for-57) third time through...after first start, went 5-0, 2.25 ERA (56.0 IP, 14 ER) with 18 walks and 52 strikeouts in final nine starts...combined to go 12-9, 2.71 ERA (196.0 IP, 59 ER) with 50 walks and 175 strikeouts in 32 starts between all three levels.

2014: Began season with Single-A Ft. Myers...went 3-0, 2.82 ERA (22.1 IP, 7 ER) with five walks and 13 strikeouts in four starts for the Miracle...promoted to Double-A New Britain April 29...went 9-1, 3.27 ERA (82.2 IP, 30 ER) with 17 walks and 68 strikeouts in final 13 starts for Rock Cats June 17-August 24, including a seven game win-streak from June 17-July 31...named Eastern League Pitcher of the Week July 28, going 2-0, 1.29 ERA (14.0 IP, 2 ER) with no walks and 16 strikeouts in two starts...promoted to Triple-A Rochester August 13...won first two Triple-A starts: August 13 vs. Durham and August 19 at Buffalo...placed on 7-day disabled list August 25 with an oblique injury, ending his season...combined to go 13-3, 3.67 ERA (149.2 IP, 61 ER) with 30 walks and 113 strikeouts in 25 starts between three levels combined...named 16th best prospect in Twins system by *Baseball America* entering 2015.

2013: Began season with Single-A Cedar Rapids and made nine starts, going 3-2, 2.78 ERA (58.1 IP, 18 ER) with 47 strikeouts and just six walks... named Twins minor league Player of the Week April 12, going 1-0, 0.00 ERA (7.0 IP) with no walks and seven strikeouts in one start...named Midwest League Midseason All-Star...promoted to Single-A Ft. Myers June 5...recorded career-high 10 strikeouts (7.0 IP) July 22 at Brevard County... placed on 7-day disabled list August 16 with a right foot sprain; reinstated August 28...went 3-3, 4.67 ERA (52.0 IP, 27 ER) in nine starts and 1-2, 3.38 ERA (10.2 IP, 4 ER) in six relief appearances...combined to post a 3.64 ERA (121.0 IP, 49 ER), 10th lowest in the Twins minor league system.

2012: Spent first professional season with Rookie Elizabethton and began season on 7-day disabled list with right shoulder impingement syndrome; reinstated July 6...recorded first professional save July 20 at Johnson City, tossing 2.0 scoreless innings...recorded first professional win August 1 vs. Burlington...struck out 27 and walked just two in 19.0 innings pitched.

PROFESSIONAL: Selected by Twins in fifth round of 2012 First-Year Player Draft; signed by scout Greg Runser.

DUFFEY'S PITCHING RECORD

YEAR	CLUB	W-L	ERA	G	GS	CG	SH	SV	IP	H	R	ER	HR	HB	BB	SO	WP	BK	BAA
2012	Elizabethton	2-0	1.42	12	0	0	0	2	19.0	10	3	3	1	0	2	27	1	0	.154
2013	Cedar Rapids	3-2	2.78	9	9	0	0	0	58.1	49	19	18	5	1	6	47	0	0	.221
	Ft. Myers	4-5	4.45	15	9	0	0	0	62.2	67	37	31	3	4	17	44	4	0	.272
2014	Ft. Myers	3-0	2.82	4	4	0	0	0	22.1	22	8	7	0	0	5	13	0	0	.244
	New Britain	8-3	3.80	18	18	0	0	0	111.1	104	52	47	14	5	19	84	4	0	.248
	Rochester	2-0	3.94	3	3	0	0	0	16.0	16	7	7	3	1	6	16	0	0	.258
2015	Chattanooga	2-2	2.56	8	8	0	0	0	52.2	46	19	15	0	1	12	54	1	0	.236
	Rochester	5-6	2.53	14	14	1	1	0	85.1	73	32	24	1	1	18	68	3	0	.224
	MINNESOTA	5-1	3.10	10	10	0	0	0	58.0	56	20	20	4	0	20	53	1	0	.256
2016	Rochester	1-1	2.93	5	5	1	0	0	30.2	24	10	10	4	0	12	25	0	0	.212
	MINNESOTA	9-12	6.43	26	26	0	0	0	133.0	167	103	95	25	6	32	114	9	1	.301
	Minor League Totals	30-19	3.18	88	70	2	1	2	458.1	411	187	162	31	13	97	378	13	0	.236
	Major League Totals	14-13	5.42	36	36	0	0	0	191.0	223	123	115	29	6	52	167	10	1	.288

DUFFEY'S CAREER FIELDING RECORD

POSITION	PCT	G	PO	A	E	TC	DP	PB
Pitcher	.943	36	16	17	2	35	1	—

DUFFEY'S BATTING RECORD

BATTING	AVG	AB	R	H	2B	3B	HR	RBI	SH	SF	HBP	BB	SO	SB	CS	OBP
Career	.000	1	0	0	0	0	0	0	1	0	0	0	1	0	0	.000

DUFFEY'S 2016 GAME LOGS

DATE	OPP.	W	L	SV	SVO	HLD	ERA	GS	CG	IP	H	R	ER	HR	BB	IBB	HB	SO	AVG	#PIT
4/24	@Was	0	0	0	0	0	2.25	1	0	4.0	5	1	1	1	2	0	0	1	.294	74
4/30	Det	0	1	0	0	0	1.74	1	0	6.1	5	4	1	1	0	0	1	7	.244	106
April		0	1	0	0	0	1.74	2	0	10.1	10	5	2	2	2	0	1	8	.244	180
5/8	@CWS	0	1	0	0	0	2.60	1	0	7.0	6	3	3	0	2	1	0	9	.235	97
5/15	@Cle	1	0	0	0	0	1.85	1	0	7.0	6	0	0	0	1	0	0	6	.232	110
5/20	Tor	0	1	0	0	0	3.30	1	0	5.2	9	6	6	1	1	0	1	2	.258	103
5/25	KC	1	0	0	0	0	3.93	1	0	6.2	9	5	5	0	2	0	0	5	.272	102
5/31	@Oak	0	1	0	0	0	4.57	1	0	4.2	10	5	5	1	1	0	0	6	.292	103
May		2	3	0	0	0	5.52	5	0	31.0	40	19	19	2	7	0	1	28	.308	515
6/5	TB	0	0	0	0	0	4.79	1	0	5.2	7	4	4	3	2	0	0	8	.295	94
6/10	Bos	0	1	0	0	0	5.33	1	0	5.1	10	6	6	1	0	0	0	3	.305	93
6/15	@LAA	0	1	0	0	0	5.56	1	0	4.1	6	6	4	0	3	1	0	2	.304	99
6/21	Phi	0	0	0	0	0	6.18	1	0	3.0	7	6	6	3	0	0	0	0	.311	53
6/26	@NYY	1	0	0	0	0	5.59	1	0	8.0	2	1	1	1	0	0	0	8	.290	104
June		1	2	0	0	0	7.18	5	0	26.1	32	23	21	8	5	1	0	21	.286	443
7/2	Tex	1	0	0	0	0	5.62	1	0	6.0	8	4	4	2	0	0	0	2	.292	96
7/7	@Tex	1	0	0	0	0	5.20	1	0	6.0	2	0	0	0	4	0	2	9	.281	107
7/16	Cle	0	0	0	0	0	5.23	1	0	6.1	6	4	4	0	3	0	0	2	.281	97
7/21	@Bos	0	1	0	0	0	5.71	1	0	2.1	9	6	6	1	1	0	0	0	.295	55
7/27	Atl	0	1	0	0	0	6.12	1	0	1.1	8	5	5	1	1	0	0	0	.307	55
July		2	2	0	0	0	7.77	5	0	22.0	33	19	19	4	9	0	2	13	.363	410
8/3	@Cle	1	0	0	0	0	6.21	1	0	6.0	8	5	5	2	0	0	0	6	.309	83
8/8	Hou	1	0	0	0	0	5.93	1	0	6.0	4	1	1	0	1	0	0	8	.302	95
8/13	KC	1	0	0	0	0	5.71	1	0	7.0	6	2	2	1	1	0	0	6	.298	103
8/18	@KC	0	1	0	0	0	5.93	1	0	3.2	2	5	5	1	3	0	1	4	.294	63
8/24	Det	0	1	0	0	0	6.24	1	0	3.0	7	6	6	2	1	1	0	2	.300	57
August		3	2	0	0	0	6.66	5	0	25.2	27	19	19	6	6	1	1	26	.270	401
9/9	Cle	0	1	0	0	0	6.13	1	0	5.0	7	5	2	1	1	0	1	6	.299	90
9/14	@Det	0	0	0	0	0	6.39	1	0	3.2	8	6	6	0	1	0	0	4	.304	84
9/24	Sea	1	0	0	0	0	6.18	1	0	7.0	4	2	2	1	0	0	0	4	.297	85
9/30	@CWS	0	1	0	0	0	6.43	1	0	2.0	6	5	5	1	1	0	0	4	.301	70
Sep/Oct		1	2	0	0	0	7.64	4	0	17.2	25	18	15	3	3	0	1	18	.313	329
Totals		9	12	0	0	0	6.43	26	0	133.0	167	103	95	25	32	3	6	114	.301	2278



EDUARDO ESCOBAR

HEIGHT/WEIGHT: 5-10/185
BATS/THROWS: S/R
BORN: 1/5/89 at Villa de Cura, VZ
AGE: 27
RESIDES: Palo Negro, VZ
ACQUIRED: Trade with Chicago-AL, 7/28/12
M.L. SERVICE: 4 years, 128 days
CONTRACT STATUS: Signed thru 2016



INF



5

@ESCOBARMARACAY

2016		GAME HIGHS		CAREER	
Hits: 3, 4x, last 7/30 vs. CWS	HR: 1, 6x, last 9/27 at KC		Hits: 5, 8/22/14 vs. DET	HR: 2, 8/26/15 at TB	
RBI: 3, 7/30 vs. CWS	Grand Slam: - -		RBI: 6, 9/27/14 at DET	Grand Slam: - -	
Hit-Strike: 7, 2x, last 7/28-8/3	SB: 1, 7/2 vs. TEX		Hit-Strike: 8, 5/10-18/14	SB: 1, 7x, last 7/2/16 vs. TEX	

PERSONAL: Eduardo Jose Escobar...wife Eucaris (Alvarez)...three sons, Eduardo Jr., Raul and Jose Emmanuel...acquired by Twins in a trade July 28, 2012 in exchange for pitcher Francisco Liriano...listens to American music to help improve his English...named winner of Gold Glove at shortstop in Venezuelan Winter League in 2014, while playing for Tigres de Aragua...participated in 2016 Twins Winter Caravan...purchases game tickets for all and visits with local, spanish-speaking students...visits local schools to share his story of perseverance and hard work with Spanish-speaking students.

CAREER HIGHLIGHTS: Recorded consecutive 30-double seasons with 35 in 2014 and 31 in 2015, becoming the first switch hitter in Twins history to reach 30-doubles in consecutive seasons; 35 being the most in a single season for switch hitters...had first career two-homer game August 26, 2015 at Tampa Bay...scored a run in 12 straight games August 20-September 3, 2015, tied for third longest streak in Twins history with Rich Rollins (1964), trailing only Kirby Puckett's 14 (1986) and Orlando Cabrera's 13 (2009)...given 2013 Charles O. Johnson Award for Twins Most Improved Player as voted on by the Twin Cities Chapter of the BBWAA...acquired by Minnesota July 28, 2012 in exchange for left-handed pitcher Francisco Liriano.

2016:

- Made Twins Opening Day roster for fourth consecutive season and fifth of major league career (White Sox - 2012).
- Placed on 15-day disabled list May 7 with a left groin strain; reinstated May 23.
- Hit safely in season-high seven straight June 17-24, hitting .440 (11-for-25) with one double, two triples, two home runs and nine RBI during the streak.
- Homered in back-to-back games for the second time in career June 17 and 18 vs. New York-AL.
- Hit .306 (11-for-36) with three doubles, two home runs and six RBI in 11 July games.
- Made first career pitching appearance August 11 vs. Houston (Game 1), pitching 1.0 scoreless inning with one hit allowed...12th time in club history for position player to pitch and ninth different player.
- Hit .249 (60-for-241) as left-handed hitter and .207 (23-for-111) as right-handed hitter.
- Played 71 games at shortstop (66 starts), 23 at third base (20 starts), six at second base (2 starts) and two in leftfield (no starts).

2015: Made Twins Opening Day roster for third consecutive season and fourth of his major league career...set season-high with five RBI May 6 vs. Oakland...went 4-for-4 with two doubles May 16 vs. Tampa Bay...according to Elias, it marked the second time in his career to go 4-for-4 or better in a game as a shortstop with the other such game coming on April 30, 2014 vs. Los Angeles-NL...no other player in baseball had more than one game of 4-for-4 or better as a shortstop from 2014-15...recorded third career walk-off hit and second of career as a Twin August 11 vs. Texas off Spencer Patton, hitting an RBI-double with two outs in the ninth inning in a Twins 3-2 win...recorded first career two-homer game August 26 at Tampa Bay, both as a left-handed batter...scored a run in 12 straight games August 20-September 3, tied for third longest streak in Twins history with Rich Rollins (1964), trailing only Kirby Puckett's 14 (1986) and Orlando Cabrera's 13 (2009)...the streak was tied with Colorado's Nolan Arenado for longest in baseball in 2015...hit 30th double September 22 vs. Cleveland, giving him consecutive 30-plus double seasons...ranked fourth in batting average (.286) among AL shortstops from July 31 until end of season; also ranked first in doubles (18), second in slugging percentage (.524), tied for third in home runs (8) and tied for fourth in runs (31)...became everyday shortstop at end of August and hit .287 (39-for-136) with 12 doubles, one triple, seven home runs, 23 RBI and 23 runs scored in final 38 games of season...hit .277 (36-for-130) with seven home runs as right-handed batter and .254 (71-for-279) with five home runs as left-handed batter...set single-season career-highs in home runs (12), triples (4), RBI (58) and walks (28)...played 71 games at shortstop (all starts), 35 in leftfield (27 starts), 11 games at second (4 starts), five at third (all starts) and one in rightfield.

2014: Made Twins Opening Day roster for second consecutive season and third of his career (Chicago-AL in 2012)...set a single-game career-high with four hits April 30 vs. Los Angeles-NL; would later collect five hits August 22 vs. Detroit...started first career game in leftfield May 7 at Cleveland, playing 8.2 innings with three putouts...started first career game in centerfield May 8 at Cleveland, playing 8.0 innings, making two putouts and recording two outfield assists...became second "primary infielder" in club history to record two outfield assists in a single game, the other being Jeff Reboulet May 20, 1996 vs. Milwaukee...became Twins primary shortstop in early May when Twins optioned Pedro Florimon...started 19 straight games at shortstop May 23-June 10...hit go-ahead solo home run to break 0-0 tie in top of 10th inning May 5 at Cleveland off John Axford; became second Twins player in the last 15 years to break a scoreless tie in extra innings with a homer, the previous being Jim Thome September 11, 2010 at Cleveland...hit safely in career-high eight straight games May 10-18, hitting .419 (13-for-31) with six doubles during the streak...hit .322 (29-for-90) in 27 May games with 13 doubles — tied with Ian Kinsler (May) and Denard Span (June) for most doubles in any month among all major leaguers...hit .314 (53-for-169) with 21 doubles, 19 runs scored, 12 walks and a .357 on-base percentage in his first 55 games (through June 15)...recorded career-high five hits August 22 vs. Detroit, falling a double short of the cycle...according to Elias Sports Bureau, he became the first player to collect five hits, including a home run, in a game from either the eighth or ninth slot in the lineup since Detroit's Carlos Pena had six hits, including a pair of homers, at Kansas City in 2004...became second Twin on the season to get hits off five different pitchers in the same game — Danny Santana did it against the Chicago-AL on August 3...recorded career-high six RBI September 27 at Detroit...hit .328 (43-for-131) with 17 extra-base hits (4 home runs) from the right side and .252 (76-for-302) with 26 extra-base hits (2 home runs) from the left side...the .328 average from the right side ranked third best in baseball among all switch hitters...ranked second on the Twins in doubles (35) and tied for 10th in the AL...played 98 games at shortstop (86 starts), 25 games at third base (23 starts), nine at second base (6 starts), two in leftfield (1 start) and one in centerfield (1 start)...given the Charles O. Johnson Award for Twins Most Improved Player as voted on by the Twin Cities Chapter of the BBWAA.

2013: Made Twins Opening Day roster, marking his second time on a major league Opening Day roster (Chicago-AL in 2012)...hit walk-off two-run double April 3 vs. Detroit, giving the Twins the 3-2 victory and his second career walk-off hit...hit first career home run April 9 at Kansas City, a solo shot off Jeremy Guthrie...optioned to Triple-A Rochester July 14...named International League Player of the Week September 3 after leading the IL with 12 hits, three home runs, nine RBI, seven runs scored and a .867 slugging percentage in the season's final eight games...recalled by Minnesota September 9 and hit .324 (11-for-34) in 11 games to finish the season.

2012: Made White Sox Opening Day roster, the first of his career...appeared in 36 games for Chicago-AL, playing third base, shortstop and second base...hit .207 (18-for-87) with four doubles, a triple and 14 runs scored...entered season ranked 10th best prospect and best defensive infielder in White Sox organization for third straight season by *Baseball America*...acquired from Chicago-AL in exchange for Francisco Liriano July 28, 2012; spent entire season on White Sox 25-man roster prior to being traded to Twins...added to Twins 40-man roster and assigned to Triple-A Rochester...hit .217 (30-for-138) with three doubles, three triples, one home run, nine RBI and 19 runs scored in 35 games for Red Wings...committed just three errors while playing third base (17 games), shortstop (10 games) and second base (9 games)...recalled by Twins September 4...made Twins debut, going 2-for-4 with three RBI and two runs scored September 4 at Chicago-AL...recorded RBI-single in first Twins at-bat.

2011: Spent majority of season with Triple-A Charlotte (Chicago-AL)...recalled September 3 and made major league debut that night at Detroit...entered game as defensive replacement at shortstop and picked up first major league hit, a single off Justin Verlander...hit .255 (47-for-184) with one home run and 19 RBI in 53 games with La Guaira in Venezuelan Winter League...entered season ranked by *Baseball America* as best defensive infielder and fifth best prospect in White Sox organization.

2010: Split season between Single-A Winston-Salem and Double-A Birmingham (Chicago-AL)...named to Mid- and Postseason Carolina League All-Star teams...named best defensive shortstop in CL by *Baseball America*...ranked among White Sox organizational leaders in triples (2nd, 11), runs scored (T-2nd, 158) and total bases (T-6th, 224)...appeared in 28 games with Peoria Saguaros in Arizona Fall League, hitting .300 (33-for-110) with four home runs, 15 RBI and 22 runs scored...ranked among AFL leaders in total bases (1st, 59), triples (T-1st, 5), runs scored (2nd), home runs (T-3rd) and hits (T-3rd)...named to AFL West Division Rising Stars team...entered season ranked as best defensive infielder in the White Sox organization by *Baseball America*...played six games with La Guaira in Venezuelan Winter League.

2009: Hit .256 (119-for-464) with three home runs and 41 RBI in 128 games with Single-A Kannapolis (Chicago-AL)...led team in runs scored (64) and stolen bases (20)...hit .269 (7-for-26) in 26 games with La Guaira in Venezuelan Winter League.

2008: Began season with Rookie Great Falls before being promoted to Single-A Kannapolis, batting .281 (75-for-267) in 66 combined games.

2007: Spent entire season with the Dominican Summer League White Sox.

2006: Made professional debut with Venezuelan Summer League White Sox.

PROFESSIONAL: Signed by Chicago-AL as undrafted free agent January 28, 2006.

ESCOBAR'S PLAYING RECORD

YEAR	CLUB	AVG	G	AB	R	H	2B	3B	HR	RBI	SH	SF	HBP	BB	SO	SB	CS	E	OBP
2006	VSL White Sox	.236	46	123	21	29	3	1	0	17	6	1	1	14	25	7	6	9	.317
2007	DSL White Sox	.291	64	247	56	72	5	4	0	18	6	2	5	22	45	19	14	17	.359
2008	Great Falls	.417	6	24	6	10	2	1	1	4	0	1	1	2	3	1	1	1	.464
	Kannapolis	.267	60	243	37	65	6	1	0	22	8	2	0	13	65	4	3	10	.302
2009	Kannapolis	.256	128	464	64	119	10	7	3	41	17	3	1	29	91	20	6	23	.300
2010	Winston-Salem	.285	87	368	57	105	18	8	3	39	11	4	2	23	76	8	5	15	.327
	Birmingham	.262	49	202	22	53	8	3	3	22	5	0	0	9	35	3	0	10	.294
2011	Charlotte	.266	137	489	55	130	23	4	4	49	15	4	1	27	104	13	8	19	.303
	CHICAGO-AL	.286	9	7	0	2	0	0	0	0	0	0	0	0	1	0	0	0	.286
2012	CHICAGO-AL	.207	36	87	14	18	4	1	0	3	1	0	0	9	23	2	0	2	.281
	Rochester	.217	35	138	19	30	3	3	1	9	4	1	0	8	26	3	1	3	.259
	MINNESOTA	.227	14	44	4	10	0	0	0	6	1	1	1	2	8	1	0	0	.271
2013	Rochester	.307	43	166	22	51	16	2	4	27	1	1	3	17	37	6	2	6	.380
	MINNESOTA	.236	66	165	23	39	5	2	3	10	2	1	0	11	34	0	2	7	.282
2014	MINNESOTA	.275	133	433	52	119	35	2	6	37	4	2	2	24	93	1	1	9	.315
2015	MINNESOTA	.262	127	409	48	107	31	4	12	58	2	5	2	28	86	2	3	7	.309
2016	Ft. Myers	.364	3	11	1	4	1	1	0	0	0	0	0	1	1	0	0	0	.417
	MINNESOTA	.236	105	352	32	83	14	2	6	37	2	1	1	21	72	1	3	10	.280
	Minor League Totals	.270	658	2475	360	668	95	35	19	248	73	19	14	165	508	84	46	113	.317
	Major League Totals	.253	490	1497	173	378	89	11	27	151	12	10	6	95	317	7	9	34	.298

ESCOBAR'S CAREER FIELDING RECORD

POSITION	PCT	G	PO	A	E	TC	DP	PB
Shortstop	.978	291	351	713	24	1088	169	—
Third Base	.954	101	36	130	8	174	18	—
Second Base	.994	49	63	91	1	155	23	—
Outfield	.986	43	67	6	1	74	1	—
Pitcher	--	1	0	0	0	0	0	—
Totals	.977	485	517	940	34	1491	211	—



KYLE GIBSON

HEIGHT/WEIGHT: 6-6/216
BATS/THROWS: R/R
BORN: 10/23/87 in Greenfield, IN
AGE: 28
RESIDES: Ft. Myers, FL
ACQUIRED: 1st round (22nd overall),
 2009 First-Year Player Draft
M.L. SERVICE: 3 years, 56 days
CONTRACT STATUS: Signed thru 2016



RHP



44

@KGIB44

2016		GAME HIGHS		CAREER	
IP: 9.0, 8/17 at ATL	Walks: 5, 4/6 at BAL		IP: 9.0, 8/17/16 at ATL	Walks: 5, 3x, last 4/6/16 at BAL	
SO: 8, 9/29 at KC	CG: 1, 8/17 at ATL		SO: 9, 2x, last 9/30/15 at CLE	CG: 2, last 8/17/16 at ATL	
Win-Streak: 2, 2x, last 7/22-8/7	Low-Hit: 8, 8/17 at ATL		Win-Streak: 4, 6/27-7/12/15	Low-Hit: 8, 8/17/16 at ATL	

PERSONAL: Kyle Benjamin Gibson...wife, Elizabeth (Straatmann)...daughter, Hayden Leigh (3/6/14)...2006 graduate of Greenfield-Central High School in Greenfield, IN...was a Louisville Slugger preseason All-American in 2006...named Hancock County Player of the Year...named Hoosier Heritage Conference Player of the Year...was a two-time Indianapolis Star All-East team selection...attended University of Missouri in Columbia, MO and was a communications major...went 28-10, 3.66 ERA (261.0 IP, 106 ER) with 61 walks, 304 strikeouts and seven complete games in 63 career games (29 starts) for the Tigers...participates annually in Twins Winter Caravan...is involved with Cheerful Givers, an association that supports helping children in need, providing gifts to disadvantaged children...annually hosts a fantasy football league to benefit various charities including the Twins Community Fund and Big League Impact.

CAREER HIGHLIGHTS: Since the start of 2014 has induced 70 ground ball double plays, second most in the AL...had a 2.35 ground ball-per-fly ball ratio 2014-15, which was third best in the AL...was awarded the 2015 Joseph W. Haynes Award for Twins Pitcher of the Year voted on by the Twin Cities Chapter of the BBWAA after leading the Twins in innings pitched (194.2), starts (32), strikeouts (145) and quality starts (17)...recorded double-digit win totals twice in career (13 in 2014 and 11 in 2015)...since start of 2014, leads Twins staff in innings pitched (521.1) and starts (88)...2010 recipient of ninth annual Jim Rantz Award, given to Twins minor league Pitcher of the Year.

2016:

- Made third career Opening Day roster and was club's number two starter.
- Placed on 15-day disabled list April 26 with a right shoulder strain; made three starts between Single-A Ft. Myers and Triple-A Rochester and was returned from rehab assignment and reinstated June 10.
- Recorded first win of season June 28 at Chicago-AL, pitching 7.0 shutout innings, snapping five-game losing streak to start season.
- Set season-high and tied career-high with 8.0 innings pitched July 22 at Boston, allowing just one run on two hits and earned the win; only run was Mookie Betts leadoff homer.
- Pitched second career complete game August 17 at Atlanta, allowing three runs on eight hits with three walks and six strikeouts...made five plate appearances (0-for-4, walk, run), tying a Twins record and most for a Twins pitcher since Johan Santana June 19, 2007 at New York-NL.
- Set season-high with eight strikeouts (6.1 IP) in final start September 29 at Kansas City.
- Pitched 5.0-plus innings in 23 starts, 6.0-plus in 12 starts and 7.0-plus in five starts.
- Held right-handed batters to a .273 (84-for-308) batting average and left-handed batters to a .326 (91-for-279) average.
- Induced 21 ground ball double plays, tied for fifth most in the AL.
- Ranked second on Twins staff in innings pitched (147.1), and third in starts (25) and strikeouts (104), and tied for third in wins (6).

2015: Made second career Opening Day roster and was club's third starter...posted a 20.0-inning scoreless streak April 26-May 12, tied for 10th longest in AL in 2015...posted a 19.2-scoreless inning streak September 8-19, the 14th longest in the AL...was only pitcher in baseball to post multiple scoreless inning streaks of 19.2-or-longer...set season-high and tied career-high with 8.0 innings pitched May 1 vs. Chicago-AL, allowing just four hits in a Twins 1-0 victory...tied season-high 8.0 innings pitched three more times: May 24 at Chicago-AL, July 2 at Kansas City and a complete game September 8 at Kansas City...went 3-1, 1.36 ERA (39.2 IP, 6 ER) with nine walks and 24 strikeouts in six May starts...the 1.36 ERA led the AL and ranked fifth best in baseball...39.2 innings pitched were tied for seventh most in the AL...set career-high with nine strikeouts June 5 vs. Milwaukee (7.0 IP)...set career-high with four straight wins June 27-July 12, posting an ERA of 1.30 (27.2 IP, 4 ER) in that span...posted a 2.85 ERA (113.2 IP, 36 ER) in 18 starts pre-All-Star break, the fourth lowest ERA for a Twins starter since 1992 (minimum 80.0 innings pitched), trailing Francisco Liriano (1.83 in 2006), Johan Santana (2.75 in 2007) and Brad Radke (2.77 in 1998)...pitched first career complete game September 8 at Kansas City, but was dealt the loss, allowing four runs on six hits in 8.0 innings pitched...earned 10th win September 13 at Chicago-AL, pitching 7.2 scoreless innings, marking his second straight double-digit win season...set single-season career-high with 32nd start September 29 at Cleveland, earning his 11th and final win with 6.0 shutout innings, while tying his season/career-high of nine strikeouts...

ranked fourth in baseball in groundball double plays induced (27) and ranked second on club, trailing Mike Pelfrey (29)...also ranked fourth in baseball in groundball-doubleplays-per-9.0 IP (1.25) and 10th in ground ball-per-fly ball ratio (2.37)...led Twins in innings pitched (194.2), starts (32), strikeouts (145), quality starts (17) and tied with Phil Hughes for most wins (11)...pitched 6.0-plus innings in 20 starts and 7.0-plus in 10 starts...given Joseph W. Haynes Award for Twins Pitcher of the Year voted on by the Twin Cities Chapter of the BBWAA.

2014: Made first career Opening Day as the club's fifth starter...won each of first three starts becoming the first Twin since Livan Hernandez (2008) to make the Twins starting rotation and start the season with three straight victories...pitched 8.0 shutout innings April 17 vs. Toronto (Game 1), which lowered his ERA to 0.93...according to Elias Sports Bureau, since the original Washington Senators relocated to Minnesota in 1961, the only other Twins pitchers to win their first three starts of a season while posting an ERA below 1.00 were Bill Krueger in 1992 (0.75 ERA) and Francisco Liriano in 2006 (0.56 ERA)...went 37.0 innings without allowing a home run to start the season; his streak was snapped May 10 vs. Detroit by Miguel Cabrera...recorded first major league hit in fourth career at-bat June 2 at Milwaukee, singling off Matt Garza...went 4-1, 1.54 ERA (41.0 IP, 7 ER) with opponents hitting .213 (33-for-155) in first six home starts April 11-June 7...posted a 22.0 scoreless inning streak June 2-18, the fifth longest in club history for a starter (Elias); fifth longest for an AL starter in 2014...struck out season-high and set new single-game career-high with eight strikeouts June 18 at Boston; struck out eight again September 23 vs. Arizona...went 3-2, 3.16 ERA (37.0 IP, 13 ER) in six June starts...earned 10th win August 3 at Chicago-AL, allowing three runs on six hits in 7.0 innings pitched...ranked second on Twins start in wins (13), starts (31), innings pitched (179.1) and third in strikeouts (107)...allowed just 12 home runs, tied for third fewest in the AL (minimum 17.0 innings pitched) and tied for sixth fewest in baseball...posted a 0.60 home run-per-9.0 innings pitched ratio, the seventh lowest in the AL...posted a ground ball percentage of 55.8%, the fifth highest in the AL...posted a 2.32 groundball-per-flyball ratio, the fourth highest in the AL...posted an ERA of 1.31 (96.0 IP, 14 ER) in his 13 wins and 8.10 ERA (83.1 IP, 75 ER) in his 12 losses...pitched 6.0-plus innings in 20 of his 31 starts and 7.0-plus in 13 starts.

2013: Participated in Twins major league spring training for the first time in his career and was optioned March 14...started the season with Triple-A Rochester...named Twins minor league Pitcher of the Week May 12 after pitching a complete game shutout May 8 at Toledo, allowing four hits, with two walks and eight strikeouts, earning the win...pitched second complete game shutout May 19 at Lehigh Valley, allowing three hits, with two walks and eight strikeouts, earning the win; had a no-hitter broken up with two outs in the eighth inning...became first Red Wings pitcher to toss two complete game shutouts in a season since Nick Blackburn in 2007...posted a 20.0-inning scoreless streak from May 14-30...went 5-0, 2.19 ERA (49.1 IP, 12 ER) with opponents batting .199 in seven starts from May 19-June 20 and was recalled by Minnesota June 25...at the time of his promotion, ranked first among International League pitchers in shutouts (2), tied for third in wins (7) and strikeouts (79), fourth in innings pitched (92.2), sixth in WHIP (1.14), and eighth in ERA (3.01)...made major league debut June 29 vs. Kansas City, allowing two runs on eight hits in 6.0 innings pitched with no walks and five strikeouts, earning the win...according to Elias, the win and five strikeouts made him just the third Twin to win his major league debut while striking out five-or-more batters, the others being Bert Blyleven in 1970 at RFK Stadium against Washington and Darrell Jackson in 1978 at Metropolitan Stadium against Detroit; they each had seven strikeouts...with the win, he became the 10th Twin to win in his debut as starter, first since Anthony Swarzak May 23, 2009 vs. Milwaukee...went 2-4, 6.53 ERA (51.0 IP, 37 ER) with 20 walks and 29 strikeouts in 10 starts for Minnesota and was optioned to Triple-A Rochester August 19...made two starts for the Red Wings, going 0-0, 1.86 ERA (9.2 IP, 2 ER) August 25-30 and was shut down for the season...ended the season with 27 starts and 154.0 innings pitched between Rochester and Minnesota...named right-handed starter on MiLB.com Twins organizational All-Star team.

2012: Made first start with GCL Twins July 10 vs. GCL Red Sox while on rehab assignment after recovering from "Tommy John" surgery on right elbow...transferred to Single-A Ft. Myers August 12 and made two starts, allowing two runs on six hits in 7.0 innings pitched...transferred to Triple-A Rochester August 24 and made two starts, allowing seven runs on 11 hits in 6.2 innings pitched...combined to go 0-2, 4.13 ERA (28.1 IP, 13 ER) with 26 hits allowed, six walks and 33 strikeouts in 13 games (11 starts) between three levels...pitched for Peoria Javelinas in the Arizona Fall League, going 3-2, 5.40 ERA (23.1 IP, 14 ER) with eight walks and 28 strikeouts in six starts...named Arizona Fall League Pitcher of the Week for Week 2, going 1-0, allowing six hits and one run with eight strikeouts and no walks in 5.0 innings...named to AFL's Top Prospect team and was ranked fourth best prospect in the AFL by *Baseball America*...ranked fourth best prospect and best slider in the Twins system by *Baseball America* entering the 2013 season...added to the Twins 40-man roster in November.

2011: Spent season at Triple-A Rochester and started 18 games...named International League Pitcher of the Week May 23-29 after going 2-0, 1.42 ERA with 18 strikeouts in 12.2 innings...selected to the All-Star Futures Game at Chase Field in Arizona, tossing 1.1 innings while giving up two hits and no runs...placed on disabled list August 2 with an injury to right arm, ending his season...had "Tommy John" surgery on right elbow September 7...ranked eighth best prospect and best slider in the Twins minor league system by *Baseball America* entering the 2012 season.

2010: Began season with Single-A Ft. Myers, losing first professional start April 8 at Bradenton...won next four decisions April 13-May 10, including first win April 13 at Charlotte...tossed complete game shutout, allowing one hit, April 29 at Jupiter...named Twins minor league Player of the Week May 1 after going 1-0 with one run allowed, five hits, five walks and 10 strikeouts in two starts (14.0 IP)...also earned Florida State League Pitcher of the Week honors May 3...promoted to Double-A New Britain May 11...earned the win while striking out 10 in first start with the Rock Cats May 15 at Harrisburg...won each of first three starts for the Rock Cats, including a 7.0-inning complete game May 25 vs. New Hampshire...named Twins minor league Pitcher of the Month for May, going 5-0, 1.62 ERA (39.0 IP, 7 ER) with 10 walks and 35 strikeouts in six starts between Ft. Myers and New Britain...named to the Eastern League All-Star team, representing the Eastern Division, pitching 1.0 scoreless inning...promoted to Triple-A Rochester August 12 and made three starts for the Red Wings...pitched 5.2 innings, 5.0 and 5.0 innings in those three starts...disabled for remainder of season with a left ankle sprain August 26...recipient of ninth annual Jim Rantz Award, given to Twins minor league Pitcher of the Year...ranked top prospect, as well as best slider and best change-up, in the Twins organization by *Baseball America* entering the 2011 season; also ranked 34th best prospect in baseball by *Baseball America's* top 100 pre-2011 rankings...named to MiLB.com's 2010 Twins organizational All-Star team.

2009: Ranked third best prospect and best slider in the Twins system by *Baseball America* entering 2010...also ranked 61st on *Baseball America's* top 100 pre-2010 rankings.

AMATEUR CAREER: Named to the All-Big 12 honorable mention team in 2007 and 2008 and All-Big 12 First-Team in 2009 while playing at University of Missouri...tied school record for strikeouts in a season (131) in 2009...went 11-3, 3.21 ERA (106.2 IP, 38 ER) and tossed five complete games in 2009...named *Baseball America* All-American Second-Team in 2009...ranked third best prospect in Cape Cod League by *Baseball America* in summer of 2007...named Golden Spikes Award semifinalist in 2009...named to USA Baseball Collegiate national team following the 2008 season and led team in wins (5)...earned the win for USA in 1-0 victory over Japan in the 2007 FISU World Championships gold medal game.

PROFESSIONAL: Selected by Twins in first round (22nd overall) of 2009 First-Year Player Draft; signed by scout JR DiMercurio...originally selected by Phillies in 36th round of 2006 First-Year Player Draft, but did not sign.

GIBSON'S PITCHING RECORD

YEAR	CLUB	W-L	ERA	G	GS	CG	SH	SV	IP	H	R	ER	HR	HB	BB	SO	WP	BK	BAA
2010	Ft. Myers	4-1	1.87	7	7	1	1	0	43.1	33	11	9	2	2	12	40	2	0	.213
	New Britain	7-5	3.68	16	16	1	0	0	93.0	91	39	38	5	4	22	77	3	0	.259
	Rochester	0-0	1.72	3	3	0	0	0	15.2	12	5	3	0	1	5	9	1	0	.214
2011	Rochester	3-8	4.81	18	18	0	0	0	95.1	109	57	51	11	1	27	91	5	0	.282
2012	GCL Twins	0-0	2.45	9	7	0	0	0	14.2	9	4	4	1	0	4	16	1	0	.176
	Ft. Myers	0-0	2.57	2	2	0	0	0	7.0	6	2	2	1	1	1	7	0	0	.231
	Rochester	0-2	9.45	2	2	0	0	0	6.2	11	7	7	1	0	1	10	0	0	.367
2013	Rochester	7-5	2.92	17	17	2	2	0	101.2	85	36	33	5	0	33	87	3	0	.227
	MINNESOTA	2-4	5.63	10	10	0	0	0	51.0	69	38	37	7	5	20	29	4	0	.327
2014	MINNESOTA	13-12	4.47	31	31	0	0	0	179.1	178	91	89	12	2	57	107	11	0	.258
2015	MINNESOTA	11-11	3.84	32	32	1	0	0	194.2	186	88	83	18	7	65	145	7	0	.252
2016	Ft. Myers	0-0	0.96	2	2	0	0	0	9.1	9	1	1	0	0	1	8	1	0	.273
	Rochester	1-0	1.50	1	1	0	0	0	6.0	7	2	1	0	0	3	2	0	0	.292
	MINNESOTA	6-11	5.07	25	25	1	0	0	147.1	175	89	83	20	4	55	104	9	0	.298
Minor League Totals		22-21	3.42	77	75	4	3	0	392.2	372	164	149	26	9	109	347	16	0	.250
Major League Totals		32-38	4.59	98	98	2	0	0	572.1	608	306	292	57	18	197	385	31	0	.273

GIBSON'S CAREER FIELDING RECORD

POSITION	PCT	G	PO	A	E	TC	DP	PB
Pitcher	.993	98	59	85	1	145	8	—

GIBSON'S BATTING RECORD

BATTING	AVG	AB	R	H	2B	3B	HR	RBI	SH	SF	HBP	BB	SO	SB	CS	OBP
Career	.125	16	1	2	0	0	0	0	0	0	0	1	9	0	0	.176

GIBSON'S 2016 GAME LOGS

DATE	OPP.	W	L	SV	SVO	HLD	ERA	GS	CG	IP	H	R	ER	HR	BB	IBB	HB	SO	AVG	#PIT
4/6	@Bal	0	1	0	0	0	7.20	1	0	5.0	7	4	4	1	5	1	0	3	.350	105
4/11	CWS	0	1	0	0	0	4.22	1	0	5.2	6	3	1	0	3	0	1	3	.295	107
4/17	LAA	0	0	0	0	0	3.57	1	0	7.0	4	2	2	1	2	0	0	4	.243	102
4/22	@Was	0	1	0	0	0	6.10	1	0	3.0	7	7	7	0	2	0	1	1	.282	67
April		0	3	0	0	0	6.10	4	0	20.2	24	16	14	2	12	1	2	11	.282	381
6/11	Bos	0	1	0	0	0	6.49	1	0	5.2	7	5	5	1	1	0	0	2	.292	94
6/16	NYG	0	1	0	0	0	6.06	1	0	6.1	6	3	3	0	2	0	0	4	.291	96
6/22	Phi	0	0	0	0	0	6.05	1	0	6.0	8	5	4	2	2	1	0	5	.296	98
6/28	@CWS	1	0	0	0	0	5.12	1	0	7.0	5	0	0	0	1	0	0	7	.279	107
June		1	2	0	0	0	4.32	4	0	25.0	26	13	12	3	6	1	0	18	.277	395
7/3	Tex	1	0	0	0	0	4.82	1	0	6.2	5	4	2	1	2	0	0	6	.271	106
7/8	@Tex	0	0	0	0	0	5.02	1	0	5.0	7	4	4	0	3	0	0	6	.277	98
7/17	Cle	0	1	0	0	0	5.12	1	0	6.0	10	4	4	1	1	0	0	4	.287	97
7/22	@Bos	1	0	0	0	0	4.67	1	0	8.0	2	1	1	1	1	0	0	6	.267	96
7/28	Bal	0	0	0	0	0	4.54	1	0	6.0	9	2	2	1	0	0	0	6	.275	105
July		2	1	0	0	0	3.69	5	0	31.2	33	15	13	4	7	0	0	28	.268	502
8/2	@Cle	0	0	0	0	0	4.94	1	0	4.2	10	6	6	2	1	0	0	2	.286	81
8/7	@TB	1	0	0	0	0	4.86	1	0	5.0	6	2	2	1	4	0	0	2	.288	107
8/12	KC	0	1	0	0	0	5.09	1	0	5.0	10	6	5	0	2	0	0	4	.296	96
8/17	@Atl	1	0	0	0	0	4.90	1	1	9.0	8	3	3	2	3	1	0	6	.292	115
8/23	Det	0	1	0	0	0	5.09	1	0	5.0	7	5	5	0	4	0	0	4	.295	98
8/28	@Tor	0	0	0	0	0	5.17	1	0	5.1	8	4	4	2	3	0	0	1	.298	95
August		2	2	0	0	0	6.62	6	1	34.0	49	26	25	7	17	1	0	19	.348	592
9/2	CWS	0	1	0	0	0	5.31	1	0	5.2	9	5	5	1	1	0	0	6	.301	101
9/7	KC	0	0	0	0	0	5.34	1	0	6.0	8	4	4	2	2	0	0	4	.303	98
9/13	@Det	1	0	0	0	0	5.08	1	0	8.0	5	1	1	0	3	0	0	4	.297	108
9/18	@NYM	0	1	0	0	0	5.10	1	0	5.0	7	3	3	1	2	0	1	4	.298	89
9/23	Sea	0	1	0	0	0	5.04	1	0	5.0	5	2	2	0	4	0	0	2	.296	99
9/29	@KC	0	0	0	0	0	5.07	1	0	6.1	9	4	4	0	1	0	1	8	.298	103
Sept/Oct		1	3	0	0	0	4.75	6	0	36.0	43	19	19	4	13	0	2	28	.299	598
Totals		6	11	0	0	0	5.07	25	1	147.1	175	89	83	20	55	3	4	104	.298	2468



ROBBIE GROSSMAN

HEIGHT/WEIGHT: 6-0/215
BATS/THROWS: S/L
BORN: 9/16/89 in San Diego, CA
AGE: 27
RESIDES: Houston, TX
ACQUIRED: Signed as minor league free agent, 5/16/16
M.L. SERVICE: 2 years, 61 days
CONTRACT STATUS: Signed thru 2016



OF



36

	2016	GAME HIGHS	CAREER
Hits: 4, 9/18 at NYM	HR: 1, 11x, last 9/20 vs. DET		Hits: 4, 2x, last 9/18/16 at NYM
RBI: 3, 5/20 vs. TOR	GS: --		RBI: 4, 8/23/13 vs. TOR
Hit-Strike: 8, 6/29-7/7	SB: 1, 2x, last 9/27 at KC		GS: --
			Hit-Strike: 14, 8/13-27/13
			SB: 2, 5/7/13 vs. LAA

PERSONAL: Robert Edward Grossman...grew up in Cypress, TX and graduated from Cy-Fair High School in 2008...was a Rawlings First-Team All-American in 2008 and a member of the USA Baseball Junior National Team in 2007...also played football as a freshman and sophomore... signed a national letter of intent to play baseball at the University of Texas, but ultimately signed with the Pirates after getting selected by the club in the sixth round of the June 2008 Draft...was ranked by *Baseball America* as the 49th best prospect in the country entering the draft...has never been placed on the disabled list in his major league career.

2016:

- Was a spring training invite with Cleveland; reassigned to Triple-A Columbus April 6.
- Hit .256 (30-for-117) with five doubles, six home runs and 13 RBI in 34 games for the Clippers.
- Opted out of minor league contract with Cleveland, becoming free agent May 16...signed as minor league free agent with Minnesota May 16 and reported to Triple-A Rochester.
- Played in one game with Triple-A Rochester after signing, going 1-for-4 with a stolen base May 17...contract selected by Minnesota May 19.
- Made Twins debut May 20 vs. Toronto, going 3-for-4 with a double, a home run and three RBI.
- Reached safely in each of his first nine games with the Twins and in 26 of his first 27.
- Walked 23 times in June, tied for first in the AL for the month and tied for second in baseball.
- Set season-high and tied career-high with four hits September 18 at New York-NL.
- Hit .339 (20-for-59) in 20 September games.
- Hit .344 (43-for-125) against left-handed pitching, the third best in the AL and seventh best in baseball.
- Ranked third on club in walks (55).
- Set single-season career-highs in hits (93), doubles (19), home runs (11) and runs (49), tied career-high in walks (55).

2015: Opened the year with Houston and appeared in two games during the club's opening series against Cleveland April 8-9...appeared in 17 games in leftfield and four games in rightfield for the Astros...went 3-for-31 from April 19-May 12 and was optioned to Triple-A Fresno May 12...spent the remainder of the season in Fresno and hit .303 (43-for-142) off left-handers with a .797 OPS...hit .281 (9-for-32) in the Pacific Coast League playoffs with five runs, a double and three RBI in nine games for the Triple-A Champions, who beat Columbus, 7-0, in the finals.

2014: Made first career Opening Day roster, starting in leftfield on April 1 vs. New York-AL...Saw time at all three outfield spots (67 games in left, 6 game in center, 32 games in right)...appeared in a career-high 103 games over three stints in the majors...his 13.0 percent walk rate ranked seventh in the AL (min. 400 PA)...knocked a career-high four hits with a double, homer, two RBI and a run scored on July 9 at Texas...batted .307 (27-for-88) with five doubles and a .367 OBP over 23 games in the month of September, and hit safely in 17 of his last 18 games.

2013: Made his major league debut with the Astros April 24, going 2-for-5 with two doubles and a run...recorded his first MLB hit in his second plate appearance...just the second player in franchise history to hit two doubles in their ML debut (also James Mouton on April 4, 1994)...saw time at all three outfield spots (45 games in left, 29 games in center, 2 games in right) with Houston...owned the club's longest hitting streak of the season after hitting in 14 straight games from August 13-27...it marked the second-longest hitting streak of the season by an AL rookie, behind Jose Iglesias' 18-gamer...was the longest hitting streak by an Astros rookie since Chris Johnson hit in 14 straight in 2010...hit .329 vs. lefties, which ranked sixth all-time in Astros history for a single-season by a rookie (min. 50 at-bats)...suffered a strained right oblique on September 3 vs. Minnesota and missed the final 24 games of the season, but was not placed on the DL...from July 28 through the end of the season, ranked second among MLB rookies with a .322 batting average (min. 130 at-bats)...hit his first major league homer on July 31 at Baltimore...ranked by ESPN.com as the Astros No. 7 prospect entering the season.

2012: Posted a combined .266 (129-for-485) average with 28 doubles, 10 homers, 13 stolen bases and a .376 on-base percentage in 131 games between Double-A Altoona (95 games) and Double-A Corpus Christi (36 games)...began the year with Altoona in the Pirates organization...was traded to the Astros on July 24 along with left-handed pitchers Colton Cain and Rudy Owens in exchange for left-handed pitcher Wandy Rodriguez...entered the season ranked by *Baseball America* as the No. 8 prospect with the best strike zone discipline in the Pirates system.

2011: Was Pittsburgh's Minor League Player of the Year after spending the entire season in Single-A Bradenton...hit .294 (144-for-490) with a .869 OPS (.418 OBP/.451 SLG)...led all of minor league baseball in runs (127) and walks (104), and ranked tied for fifth in the Florida State League in doubles (34) and hits (144)...became the first minor league player since Nick Swisher in 2004 to score at least 100 runs and walk at least 100 times...scored the most runs by any minor league player since 2005...was a Florida State League Postseason All-Star and an MiLB.com Organization All-Star...reached base safely in a Florida State League-high 42 straight games from July 3-August 18...played in the Arizona Fall League following the conclusion of the season...hit .375 (39-for-104) with seven homers and a 1.097 OPS (.472 OBP/.625 SLG) in 26 games for the Mesa Solar Sox...played in the AFL Rising Stars Game and was named to the AFL All-Prospect Team.

PROFESSIONAL: Selected by Pittsburgh in sixth round of 2008 First-Year Player Draft; signed by scout Mike Leuzinger.

GROSSMAN'S BATTING RECORD

YEAR	CLUB	AVG	G	AB	R	H	2B	3B	HR	RBI	SH	SF	HBP	BB	SO	SB	CS	E	OBP
2008	GCL Pirates	.188	5	16	3	3	1	0	0	1	0	0	1	4	7	1	0	0	.381
2009	West Virginia	.266	116	451	83	120	21	2	5	42	7	0	2	75	164	35	12	5	.373
2010	Bradenton	.245	125	470	84	115	29	3	4	50	12	6	8	66	118	15	8	5	.344
2011	Bradenton	.294	134	490	127	144	34	2	13	56	9	7	6	104	111	24	10	7	.418
2012	Altoona	.266	95	350	59	93	20	4	7	36	4	0	4	59	78	9	10	2	.378
	Corpus Christi	.267	36	135	22	36	8	2	3	11	1	1	5	18	43	4	1	1	.371
2013	Oklahoma City	.281	70	253	42	71	11	2	2	20	7	1	1	48	66	15	8	2	.396
	HOUSTON	.268	63	257	29	69	14	0	4	21	5	1	2	23	70	6	7	3	.332
2014	Oklahoma City	.337	44	175	30	59	16	0	4	15	0	0	2	22	38	10	8	0	.417
	HOUSTON	.233	103	360	42	84	14	2	6	37	3	2	2	55	105	9	3	3	.337
2015	HOUSTON	.143	24	49	7	7	2	0	1	5	0	0	0	5	17	0	0	0	.222
	Fresno	.254	93	347	54	88	16	1	5	37	1	4	1	55	85	14	8	0	.354
2016	Columbus	.256	34	117	14	30	5	0	6	13	1	0	0	21	25	3	1	0	.370
	Rochester	.250	1	4	1	1	0	0	0	1	0	0	0	1	1	0	0	0	.250
	MINNESOTA	.280	99	332	49	93	19	1	11	37	0	0	2	55	96	2	3	8	.386
	Minor League Totals	.271	753	2808	519	760	161	16	49	282	42	19	30	472	735	131	66	22	.379
	Major League Totals	.254	289	998	127	253	49	3	22	100	8	3	6	138	288	17	13	14	.347

GROSSMAN'S CAREER FIELDING RECORD

POSITION	PCT	G	PO	A	E	TC	DP	PB
Outfield	.970	258	439	12	14	465	2	—



PHIL HUGHES

HEIGHT/WEIGHT: 6-5/238
BATS/THROWS: R/R
BORN: 6/24/86 in Mission Viejo, CA
AGE: 30
RESIDES: Laguna Beach, CA
ACQUIRED: Signed as free agent, 12/5/13
M.L. SERVICE: 9 years, 113 days
CONTRACT STATUS: Signed thru 2019



RHP



45

@PHUGHES45

★ 2010

2016		GAME HIGHS		CAREER	
IP: 7.0, 4/23 at WAS	Walks: 3, 5/28 at SEA		IP: 9.0, 6/3/12 at DET	Walks: 5, 6x, last 6/12/13 at OAK	
SO: 7, 4/13 vs. CWS	CG: 1, 4/18 vs. MIL		SO: 11, 9/13/14 at CWS	CG: 5, last 4/18/16 vs. MIL	
Win-Streak: 1, 4/18	Low-Hit: 6, 4/18 vs. MIL		Win-Streak: 9, 8/14/09-5/12/10	Low-Hit: 4, 6/3/12 at DET	

PERSONAL: Philip Joseph Hughes...2004 graduate from Foothill High School in Santa Ana, CA, where he owns the school record for most career wins (23) and ranks third in school history with 182 strikeouts...named the 2004 Most Valuable Player with a 9-1 record and a 0.69 ERA...was honored as a pre-season All-American prior to his junior year and set school single-season records with 12 wins and a 0.64 ERA that season...tossed a perfect game on April 8, 2004 in a 9-0 win over Laguna Hills...named to the Los Angeles Times' 2004 All-Star team...prior to being drafted, was named by *Baseball America* as the top right-handed pitcher in the Orange County region...was primarily a third baseman until his sophomore year of high school...received the 2010 Ben Epstein-Dan Castellano "Good Guy" Award from the New York chapter of the BBWAA...participated in Twins Winter Caravan in 2015.

CAREER HIGHLIGHTS: Ranks second on Twins in wins (28) and strikeouts (314) since 2014...from 2014-15, had the second fewest walks (32 in 365.0 IP) in the majors among pitchers with at least 200.0 IP behind only Michael Pineda (28 walks in 237.0 IP)...ranked best control in AL in *Baseball America's* annual tools survey in 2015...given 2014 Calvin R. Griffith Award for Most Valuable Twin and the Joseph W. Haynes Award for Twins Pitcher of the Year, both awards voted on by the Twin Cities Chapter of the BBWAA...set MLB record for highest strikeout-to-walk ratio at 11.63 in 2014...in 2014, became sixth pitcher (7th time) in baseball history to reach 200.0 innings pitched and walk less than 20 batters...finished seventh in AL Cy Young Award voting in 2014...ranked third best control in AL in *Baseball America's* annual tools survey in 2014...named to AL All-Star team in 2010 with Yankees...won World Series with Yankees in 2009, appearing in nine postseason games...has recorded double-digit wins four times in his last six seasons (18 in 2010, 16 in '12, 16 in '14 and 11 in '15)...drafted by Yankees 23rd overall in 2004, one pick behind Glen Perkins (Twins) and three behind Trevor Plouffe (Twins).

2016:

- Made Twins Opening Day roster as club's number three starter.
- Earned first and only win of season April 18 vs. Milwaukee, allowing four runs (3 earned) on six hits in 6.0 innings pitched; fifth career complete game (rain shortened game).
- Left start in the seventh inning with shoulder fatigue May 17 at Detroit.
- Suffered a fractured left femur after being hit with a line drive June 9 vs. Miami, off the bat of J.T. Realmuto; placed on 15-day disabled list June 10.
- Transferred to 60-day disabled list June 12.
- Was announced he was to undergo season-ending surgery on right shoulder, suffering from thoracic outlet syndrome.

2015: Made first career Opening Day start April 6 at Detroit, allowing four runs on eight hits in 6.0 innings pitched with one walk and six strikeouts and was issued the loss...surpassed 1,000 career innings pitched April 12 at Chicago-AL...pitched fourth career complete game and first of season April 24 at Seattle, allowing two runs in 8.0 innings with a season-high nine strikeouts but was issued the loss...earned first win of season May 4 vs. Oakland, allowing five runs on nine hits in 6.0 innings pitched, snapping a four-game losing streak...recorded four-game winning streak May 4-27, tied for fourth longest streak of career...recorded 900th career strikeout June 24 vs. Chicago-AL, fanning Jose Abreu in the sixth inning...pitched 40.2 innings in June (6 starts), tied for seventh most in the AL and tied for ninth most in baseball...won 10th game July 30 vs. Seattle, marking the fourth time in his career to reach double-digit victories and first time in consecutive seasons...posted six-game win-streak June 19-July 30, tied for second longest of career and longest win-streak for a Twin since 2010...placed on 15-day disabled list August 14 with lower back inflammation; reinstated September 15 and made two starts and two relief appearances to end his season...led baseball in fewest walks (16) among pitchers with a minimum of 150.0 innings pitched, his second straight season with fewer than 20 walks...ranked best control in AL in *Baseball America's* annual tools survey.

2014: Began first season with Twins and made Twins debut April 3 at Chicago-AL, allowing four runs on seven hits in 5.0 innings pitched with one walk and seven strikeouts (ND)...earned first victory as Twin April 20 at Kansas City, allowing three runs on nine hits in 6.0 innings pitched...won six consecutive decisions April 20-June 1, posting an ERA of 1.99 (54.1 IP, 12 ER) in that span...made return to New York-AL June 1, setting a season-high with 8.0 innings pitched, allowing two runs on three hits, earning the win...walked Alcides Escobar on a full count in the second inning April 20 at Kansas City, his final walk before going 178 batters-faced without allowing a walk until Brian McCann's base on balls in the

second inning June 1 at New York-AL...according to Elias Sports Bureau, it marked the second longest such streak in Twins history, trailing only Brad Radke's 191 consecutive in 2005...posted a 1.62 ERA (33.1 IP, 6 ER) in five May starts, the second best ERA in baseball during the month...posted a streak of 106 plate appearances between walks from June 1-June 22...pitched first complete game of season and third of career June 17 at Boston, allowing two runs on eight hits but was dealt the loss...pitched 41.2 innings in June, the fifth most in the AL for the month...most innings in one month for a Twin since Scott Baker tossed 44.0 in June of 2011...earned 10th win July 13 at Colorado, marking the third time in his career with double-digit wins; second time in his career with double-digit wins prior to All-Star break (first was 2010 when he had 11 wins)...earned 15th win September 1 at Baltimore, allowing three runs (0 earned) on five hits in 8.0 innings pitched; joined Rick Porcello, Max Scherzer and Jered Weaver—each also with 15—for the most in the AL at the time...set single-game career-high with 11 strikeouts September 13 at Chicago-AL; the first time since July 18, 2012 that a Twin struck out 10-plus in a game, when Francisco Liriano did it against Baltimore...pitched 7.0 innings in that start, setting a new single-season career-high in innings, giving him 194.2 at the time, passing his previous high of 191.1 in 2012 with New York-AL...pitched 7.0-plus innings in each of final nine starts August 10-September 24...surpassed 200.0 innings pitched September 19 vs. Cleveland; finished with 209.2 innings pitched, 10th most in AL...became 25th different Twin to reach 200.0 innings and first since Carl Pavano (222.0) in 2011...his 16 walks were the fewest in club history for a 200.0-inning pitcher...set MLB record for highest strikeout-to-walk ratio at 11.63...became the sixth pitcher (7th time) in baseball history to reach 200.0 innings pitched and less than 20 walks, first since Cliff Lee in 2010 (212.1 IP and 18 walks)...won 16th and final game September 24 vs. Arizona...according to Elias, became the fourth pitcher in major league history to follow a season with four-or-fewer wins with 16-plus wins the following season (minimum 25 starts); the others being Frank Mountain (4-21 in 1882, 26-33 in 1883), Jerry Koonsman (3-15 in 1978, 20-13 in 1979) and Matt Keough (2-17 in 1979, 16-13 in 1980); Koonsman similar to Hughes: three wins in 1978 for New York-NL then won 20 in 1979 with Minnesota...finished the year with 16 wins and just 16 walks allowed...according to Elias, just three pitchers in the modern era registered as many or more wins as walks while winning at least 15 games: Christy Mathewson did it twice (25 wins, 21 walks in 1913 and 24 wins, 23 walks in 1914) and Slim Sallee (21 wins, 20 walks in 1919)...pitched 6.0-plus innings in 26 of 32 starts and 7.0-plus in 19 starts...one of five pitchers in AL with 19 7.0-plus games (David Price - 26, Felix Hernandez - 24, Corey Kluber - 21, Jon Lester - 19)...Twins went 20-12 in his starts...ranked third best control in AL in *Baseball America's* annual tools survey, behind David Price and Hisashi Iwakuma...given the Calvin R. Griffith Award for Most Valuable Twin and the Joseph W. Haynes Award for Twins Pitcher of the Year, both awards voted on by the Twin Cities Chapter of the BBWAA...restructured and signed a new five-year contract extension December 22, covering 2015-19.

2013: Did not appear in official spring training game after experiencing upper back stiffness following the Yankees workout February 18 at Steinbrenner Field in Tampa, and later diagnosed with a bulging disc...threw for the first time on flat ground March 3...threw simulated game March 18 and faced minor league hitters on March 22 at the Yankees minor league complex...pitched in an extended spring training game April 1...placed on 15-day disabled list March 31 (retro March 22) with right upper back thoracic injury; missed four games and was reinstated prior to start April 6 at Detroit...pitched 8.0 shutout innings May 4 vs. Oakland, allowing four hits, two walks and nine strikeouts; tossed a season-high 118 pitches, his most since June 3, 2012 at Detroit (123 pitches)...gave up a home run to Jarrod Dyson in the second inning May 10 at Kansas City, snapping a 23.2 homerless inning streak dating back to the sixth inning April 18 vs. Arizona, 0.2 innings shy of career-high of 24.1...lasted just 0.2 innings pitched May 15 vs. Seattle, the shortest outing of career...posted a record of 0-7, 5.63 ERA (54.1 IP, 34 ER) in final 13 starts July 8-September 25, marking the longest losing streak of career...posted a 0.70 groundball to flyball ratio, the second-lowest among all starters in baseball.

2012: Started the season as the Yankees third starter...went 1-4 in April, followed by 15-9, 3.77 ERA (169.2 IP, 71 ER) over final 27 starts since May 6; only Jered Weaver (16) had more wins in the AL over that span...tossed second career complete game June 3 at Detroit...made 100th career start September 13 at Boston; according to Elias, he became fifth pitcher to reach the plateau with the Yankees after being selected by the team in the First-Year Player Draft, joining Stan Bahnsen, Doc Medich, Ron Guidry and Andy Pettitte...struck out four batters in the fourth inning September 20 vs. Toronto (Hechavarria reached on a passed ball), becoming the second pitcher in franchise history to fan four batters in a single inning (A.J. Burnett June 24, 2011)...made two postseason starts for the Yankees (ALDS Game 4 vs. Baltimore and ALCS Game 3 at Detroit), going 0-1, 1.86 ERA (9.2 IP, 2 ER)...removed from ALCS Game 3 with a stiff back after 3.0 innings...tied Hiroki Kuroda for the most wins (16) on the staff and ranked second in starts (32) to Kuroda...recorded a decision in 29 of 32 starts, tied for most decisions among major league pitchers (Gio Gonzalez, Matt Harrison and Clayton Richard)...tied for second in majors in home runs allowed (35)...allowed 22 home runs at home, the most in baseball and most in a single season in franchise history...went 11-4, 3.74 ERA (98.2 IP, 41 ER) in 16 starts at Yankee Stadium, tied for the most home victories in baseball...walked two-or-fewer batters in 28 of 32 starts...posted a 2.16 walks-per-9.0 IP ratio, eighth-lowest in the AL.

2011: Started the season as the Yankees third starter...placed on 15-day disabled list with right shoulder inflammation April 15, transferred to 60-day DL May 25...pitched in three rehab starts with Single-A Staten Island and Double-A Trenton...missed 84 Yankee games before being reinstated July 6...pitched first career shutout in his rain-shortened start August 2 at Chicago-AL, allowing three hits and no walks in 6.0 innings...made first relief appearance of season August 7 at Boston; first relief appearance since October 2, 2010 at Boston...made two relief appearances in the ALDS vs. Detroit, tossing 2.1 scoreless innings.

2010: Began season as Yankees fifth starter...made two starts in extended spring training while remaining on the Yankees 25-man active roster...allowed just 10 hits in first four starts of the season (25.0 IP) and 17 in first five starts (32.0 IP); according to Elias, became the first major league pitcher since the Yankees David Cone in 1999 to allow less hits-to-innings pitched in four of first five starts of a season...carried a no-hitter through 7.0 innings April 21 at Oakland, allowing one run on one hit in 7.1 innings with 10 strikeouts...won first five decisions to start the season, the youngest Yankees starter to begin a season 5-0 since Whitey Ford in 1950 (9-0)...posted a 1.38 ERA in first six starts; according to Elias, he became the first Yankee with at least five wins and a sub-1.50 ERA through his first six starts since Bob Turley in 1958 (6-0, 0.83 ERA)...joined Andy Pettitte at 5-0 to start the season, marking just the fourth time in the previous 50 years that two Yankees starters each won their first five decisions in a season; also occurred in 2004 (Kevin Brown and Orlando Hernandez), 2003 (Mike Mussina and David Wells) and 1980 (Ron Guidry and Tommy John), according to Elias...named to first career AL All-Star team (named from player ballot); according to the Elias, became the third-youngest pitcher to represent the Yankees in an All-Star Game (1956-Johnny Kucks, age 22; and 1965-Mel Stottlemyre, age 23)...allowed two runs on two hits in 0.1 innings and charged with the loss in the 3-1 NL victory, becoming the first Yankee to take the loss in the an All-Star Game since Tommy John in 1980...made 50th career start August 14 at Kansas City; according to Elias, he became the youngest Yankee to make his 50th career start since Al Downing (at 24 years, 51 days) in 1964...earned 16th win August 31 vs. Oakland, joining CC Sabathia (18-5) to give the Yankees two pitchers each with 16 wins prior to September 1 for the first time since 1998 (David Cone-18 and David Wells-16)...made three Postseason starts, going 1-2, 6.32 ERA (15.2 IP, 11 ER)...threw 7.0 scoreless innings in first career postseason start in Game 3 of the ALDS on September 9 vs. Minnesota, earning the win in the 6-1 victory to complete the series sweep; became the first Yankee under the age of 25 to win a postseason start since Dave Righetti October 15, 1981 in Game 3 of the ALCS vs. Oakland...started and was dealt the loss in Game 2 and Game 6 of the ALCS at Texas, allowing 11 earned runs on 8.2 innings pitched combined...at 24 years, 114 days, became the youngest Yankee to start either Game 1 or 2 of a playoff series since Andy Pettitte started Game 2 of the 1996 ALDS at 24 years, 109 days...finished regular season tied for fourth in the AL and tied for seventh in baseball in wins (18)...tied for fifth in the AL and tied for sixth in the majors in winning percentage

(.692)...pitched 5.0-plus innings in 28 of 29 starts (only exception on August 25 at Toronto, 3.2 IP)...the Yankees went 20-9 in his starts...became second Yankees pitcher age 24-or-younger in previous 45 years to win at least 18 games (also Andy Pettitte in 1996, 21 wins)...was the youngest Yankees right-hander to win at least 18 games in a season since 23-year-old Mel Stottlemyre won 20 games in 1965...joined CC Sabathia (21-7) as first pair of 18-game winners for Yankees at 30-years-old-or-younger since 1978 (Ron Guidry 25-3 and Ed Figueroa 20-9)...allowed 20 home runs at home, tied for most in the majors...received a 7.49 run support average in starts, the highest mark among qualifying major leaguers.

2009: Opened the year with Triple-A Scranton/Wilkes-Barre (New York-AL), going 3-0, 1.86 ERA (19.1 IP, 4 ER) with three walks and 19 strikeouts in three starts...recalled April 28 and made start that night at Detroit, tossing 6.0 scoreless innings with two hits allowed and six strikeouts, earning the win...made seven starts and was moved to the bullpen in June...made first career regular season relief appearance June 8, tossing a perfect seventh inning...posted a 23.1-inning scoreless stretch June 10-July 30, marking the longest single-season scoreless stretch for a Yankees reliever since Mariano Rivera's 30.2-inning scoreless stretch to finish the 1999 regular season, according to Elias...earned first regular season win as a reliever July 17 vs. Detroit, tossing 2.0 scoreless innings...earned first career save July 23 vs. Oakland, tossing 2.0 perfect innings, becoming the youngest Yankees pitcher to earn a save of at least six outs since 18-year-old Jose Rijo recorded a 3.0-inning save April 18, 1984 at Cleveland, according to Elias...made nine postseason appearances, going 0-1, 8.53 ERA (6.1 IP, 6 ER)...held opponents to a .217 (68-for-314) average; lefties hit .257 (36-for-140), righties .184 (32-for-174)...led all major league relievers in ERA (1.44)...struck out 33.7% of batters faced as a reliever, the second-highest mark in baseball...37 of 44 appearances were scoreless...held opponents hitless in 24 outings...stranded 15-of-16 inherited runners (93.8%)...led the AL in ERA post-All-Star break (1.64)...ranked fourth in baseball after the All-Star break with 12.55 strikeouts-per-9.0 IP ratio.

2008: Opened the season as the youngest pitcher in the majors and the second youngest player in the majors behind Arizona's Justin Upton (20 years old, born August 25, 1987); according to the Elias Sports Bureau, was the youngest pitcher to begin a season in the Yankees rotation since Bill Burbach in 1969 (Opening Day age of 21 years, 232 days)...made first start April 3 vs. Toronto in the Yankees third game, becoming the youngest Yankees pitcher to start one of the club's first three games since Waite Hoyt (21 years, 217 days) in the second game of 1921...underwent an MRI May 1, revealing a stress fracture in ninth right rib and was placed on 15-day disabled list that day...transferred to 60-day disabled list July 18...returned from rehab, reinstated from 60-day DL and optioned to Charleston July 30...made two postseason starts with Scranton/WB, going 1-0, 0.69 ERA (13.0 IP, 1 ER)...recorded series-clinching win in Game 4 of the Governor's Cup Series September 12 at Durham, allowing just one earned run in 5.0 innings with 12 strikeouts, establishing a Scranton/WB single-game playoff strikeout record...his 23 strikeouts also set a franchise-postseason record...recalled from Scranton/WB prior to Trenton 13 doubleheader vs. Tampa Bay and joined the Yankees the following day...pitched for Peoria Javelinas of the Arizona Fall League 2-0, 3.00 ERA (30.0 IP, 10 ER) in seven starts.

2007: Started season with Triple-A Scranton/Wilkes-Barre...had contract purchased April 25 and made major league debut in a start the next night vs. Toronto, allowing four runs on seven hits in 4.1 innings pitched...was the youngest Yankees pitcher (20 years, 306 days old) to debut since Jose Rijo on April 5, 1984 (18 years, 328 days); since Rijo's first appearance, the only other Yankees to make their major league debuts under the age of 21 were Derek Jeter (20 years, 337 days), Dioner Navarro (20 years, 211 days) and Melky Cabrera (20 years, 330 days)...earned first major league win in second start on May 1 at Texas, tossing 6.1 hitless innings before being removed in the seventh inning with a left hamstring injury...placed on 15-day disabled list with a strained left hamstring May 3-August 4, missing 85 games...transferred to 60-day DL June 9...endured setback May 25 when he suffered a sprained left ankle while participating in agility drills in Tampa...made five rehab starts July 9-29 with Single-A Tampa, Double-A Trenton and Triple-A Scranton/WB...selected to Triple-A All-Star Game July 11 at Isotopes Park in Albuquerque, pitching 0.2 innings of relief...named International League Pitcher of the Week July 23-29, going 2-0, 0.00 ERA (12.2 IP)...returned from rehab and reinstated from 60-day DL August 4...appeared in two ALDS games vs. Cleveland, allowing one earned run in 5.2 innings of relief.

2006: Began the season at Single-A Tampa (New York-AL)...promoted to Double-A Trenton April 30...posted a Thunder franchise record with a 2.25 ERA in 21 starts...selected to Eastern League All-Star Game and was named to the US team for the All-Star Futures Game at PNC Park in Pittsburgh...named Eastern League Pitcher of the Week August 7-13, going 2-0, 0.90 ERA (10.0 IP, 1 ER) with 15 strikeouts...led all EL pitchers in ERA (2.25) and fourth in strikeouts (138)...started Game 1 for Trenton in Division Series September 6 vs. Portland, setting a club record with 13 strikeouts (6.0 IP)...posted a combined record of 12-6 with a 2.16 ERA in 26 starts at both levels...named to the minor league All-Star team as well as the Double-A All-Star team by *Baseball America*...ranked top right-handed pitching prospect in all of baseball by *Baseball America* entering 2007, also ranked as the Yankees top prospect for the second straight year and rated as having the best curveball and best control among Yankees minor leaguers...earned Kevin Lawn minor league Pitcher of the Year Award, given annually to the top pitching prospect in the Yankees organization.

2005: Started season with Single-A Charleston (New York-AL) and went 7-1, 1.97 ERA (68.2 IP, 15 ER) in 12 starts...spent two stints on DL with right shoulder inflammation...pitched first career complete game June 1 vs. Greensboro (Game 1)...scheduled to start South Atlantic League All-Star Game June 28 but was scratched after being placed on the DL with mild inflammation in right shoulder...went 2-0, 3.06 ERA (17.2 IP, 6 ER) in five games (4 starts) for Tampa...went 9-1, 2.19 ERA (86.1 IP, 21 ER) with 93 strikeouts in 17 combined appearances (16 starts) between both levels.

2004: Started professional career with GCL Yankees...appeared in just three games before suffering a fractured toe on his left foot.

PROFESSIONAL: Selected by New York-AL in first round (23rd overall) of 2004 First-Year Player Draft; signed by scout Jeff Patterson.

HUGHES' 2016 GAME LOGS

DATE	OPP.	W	L	SV	SVO	HLD	ERA	GS	CG	IP	H	R	ER	HR	BB	IBB	HB	SO	AVG	#PIT
4/7	@Bal	0	1	0	0	0	4.50	1	0	6.0	6	3	3	1	0	0	0	4	.250	93
4/13	CWS	0	1	0	0	0	4.38	1	0	6.1	7	3	3	1	0	0	0	7	.265	88
4/18	Mil	1	0	0	0	0	4.42	1	1	6.0	6	4	3	0	2	0	0	6	.260	88
4/23	@Was	0	1	0	0	0	3.91	1	0	7.0	6	2	2	0	2	0	0	2	.253	94
4/29	Det	0	1	0	0	0	4.45	1	0	5.0	7	4	4	1	2	0	0	2	.269	81
April		1	4	0	0	0	4.45	5	1	30.1	32	16	15	3	6	0	0	21	.269	444
5/4	@Hou	0	1	0	0	0	5.85	1	0	2.0	6	6	6	1	2	0	0	1	.290	58
5/11	Bal	0	1	0	0	0	6.44	1	0	4.0	6	5	5	3	0	0	0	4	.297	67
5/17	@Det	0	0	0	0	0	5.70	1	0	6.1	3	1	1	0	0	0	0	1	.278	75
5/22	Tor	0	1	0	0	0	5.55	1	0	6.0	8	3	3	2	1	0	0	0	.284	96
5/28	@Sea	0	0	0	0	0	5.74	1	0	4.2	9	4	4	1	3	0	0	3	.298	86
May		0	3	0	0	0	7.43	5	0	23.0	32	19	19	7	6	0	0	9	.333	382
6/2	TB	0	0	0	0	0	5.97	1	0	4.0	8	4	4	1	1	0	0	2	.306	64
6/9	Mia	0	0	0	0	0	5.95	0	0	1.2	4	1	1	0	0	0	0	2	.313	17
June		0	0	0	0	0	7.94	1	0	5.2	12	5	5	1	1	0	0	4	.429	81
Totals		1	7	0	0	0	5.95	11	1	59.0	76	40	39	11	13	0	0	34	.313	907

HUGHES' PLAYING RECORD

YEAR	CLUB	W-L	ERA	G	GS	CG	SHO	SV	IP	H	R	ER	HR	HP	BB	SO	WP	BK	BAA
2004	GCL Yankees	0-0	0.00	3	3	0	0	0	5.0	4	0	0	0	0	0	8	0	0	.222
2005	Charleston	7-1	1.97	12	12	1	0	0	68.2	46	19	15	1	3	16	72	3	0	.192
	Tampa	2-0	3.06	5	4	0	0	0	17.2	8	6	6	0	3	4	21	0	0	.140
2006	Tampa	2-3	1.80	5	5	0	0	0	30.0	19	7	6	0	1	2	30	0	0	.178
	Trenton	10-3	2.25	21	21	0	0	0	116.0	73	30	29	5	2	32	138	5	0	.179
2007	Tampa	0-0	0.00	1	1	0	0	0	2.0	0	1	0	0	0	2	3	0	0	.000
	Trenton	0-0	1.29	2	2	0	0	0	7.0	5	1	1	0	0	2	11	0	0	.200
	Scranton/Wilkes-Barre	4-1	2.20	5	5	0	0	0	28.2	16	7	7	0	1	8	28	2	0	.167
	NEW YORK-AL	5-3	4.46	13	13	0	0	0	72.2	64	39	36	8	2	29	58	4	0	.235
2008	Charleston	2-0	0.00	2	0	0	0	0	6.2	3	0	0	0	0	2	6	2	0	.136
	Scranton/Wilkes-Barre	1-0	5.90	6	6	0	0	0	29.0	34	19	19	2	2	9	31	0	0	.281
	NEW YORK-AL	0-4	6.62	8	8	0	0	0	34.0	43	26	25	3	1	15	23	2	0	.314
2009	Scranton/Wilkes-Barre	3-0	1.86	3	3	0	0	0	19.1	17	4	4	2	0	3	19	0	0	.233
	NEW YORK-AL	8-3	3.03	51	7	0	0	3	86.0	68	31	29	8	5	28	96	4	2	.217
2010	NEW YORK-AL	18-3	4.19	31	29	0	0	0	176.1	162	83	82	25	0	58	146	9	1	.244
2011	Staten Island	0-0	2.08	1	1	0	0	0	4.1	3	1	1	1	0	1	7	0	0	.188
	Trenton	1-0	1.86	2	2	0	0	0	9.2	6	2	2	0	0	4	11	0	0	.176
	NEW YORK-AL	5-5	5.79	17	14	1	1	0	74.2	84	48	48	9	4	27	47	3	0	.283
2012	NEW YORK-AL	16-13	4.19	32	32	1	0	0	191.1	196	101	89	35	6	46	165	3	0	.259
2013	NEW YORK-AL	4-14	5.19	30	29	0	0	0	145.2	170	91	84	24	5	42	121	6	0	.293
2014	MINNESOTA	16-10	3.52	32	32	1	0	0	209.2	221	88	82	16	5	16	186	1	0	.268
2015	MINNESOTA	11-9	4.40	27	25	1	0	0	155.1	184	76	76	29	2	16	94	1	0	.293
2016	MINNESOTA	1-7	5.95	12	11	1	0	0	59.0	76	40	39	11	0	13	34	0	0	.313
	Minor League Totals	32-8	2.36	68	65	1	0	0	344.0	234	97	90	11	12	85	385	12	0	.191
	Major League Totals	84-76	4.41	253	200	5	1	0	1204.2	1268	623	590	168	30	290	970	33	3	.269

HUGHES' CAREER FIELDING RECORD

POSITION	PCT	G	PO	A	E	TC	DP	PB
Pitcher	.979	253	47	91	3	141	4	—

HUGHES' BATTING RECORD

BATTING	AVG	AB	R	H	2B	3B	HR	RBI	SH	SF	HBP	BB	SO	SB	CS	OBP
Career	.000	17	0	0	0	0	0	0	2	0	0	0	8	0	0	.000

HUGHES' DIVISION SERIES RECORD

YEAR	OPPONENT	W-L	ERA	G	GS	CG	SHO	SV	IP	H	R	ER	HR	HP	BB	SO	WP	BK	BAA
2007	Cleveland	1-0	1.59	2	0	0	0	0	5.2	3	1	1	1	0	0	6	1	0	.143
2009	Minnesota	0-0	9.00	3	0	0	0	0	2.0	5	2	2	0	0	1	3	0	0	.500
2010	Minnesota	1-0	0.00	1	1	0	0	0	7.0	4	0	0	0	0	1	6	0	0	.167
2011	Detroit	0-0	0.00	2	0	0	0	0	2.1	2	0	0	0	0	0	4	0	0	.222
2012	Baltimore	0-0	1.35	1	1	0	0	0	6.2	4	1	1	1	0	3	8	0	0	.167
	Division Series Totals	2-0	1.52	9	1	0	0	0	23.2	18	4	4	2	0	5	27	1	0	.205

HUGHES' LEAGUE CHAMPIONSHIP SERIES RECORD

YEAR	OPPONENT	W-L	ERA	G	GS	CG	SHO	SV	IP	H	R	ER	HR	HP	BB	SO	WP	BK	BAA
2009	Los Angeles-AL	0-1	3.38	3	0	0	0	0	2.2	4	1	1	0	0	1	3	0	0	.308
2010	Texas	0-2	11.42	2	2	0	0	0	8.2	14	11	11	1	0	7	6	2	0	.368
2012	Detroit	0-1	3.00	1	1	0	0	0	3.0	3	1	1	1	0	3	1	0	0	.250
	League Championship Totals	0-4	8.16	6	3	0	0	0	14.1	21	13	13	2	0	11	10	2	0	.333

HUGHES' WORLD SERIES RECORD

YEAR	OPPONENT	W-L	ERA	G	GS	CG	SHO	SV	IP	H	R	ER	HR	HP	BB	SO	WP	BK	BAA
2009	Philadelphia	0-0	16.20	3	0	0	0	0	1.2	2	3	3	1	0	2	1	0	0	.333

HUGHES' ALL-STAR GAME RECORD

YEAR	HOST	W-L	ERA	G	GS	CG	SHO	SV	IP	H	R	ER	HR	HP	BB	SO	WP	BK	BAA
2010	Los Angeles-AL	0-1	54.00	1	0	0	0	0	0.1	2	2	2	0	0	0	0	0	0	.667



MAX KEPLER

HEIGHT/WEIGHT: 6-4/207
BATS/THROWS: L/L
BORN: 2/10/93 in Berlin, Germany
AGE: 23
RESIDES: Berlin, Germany
ACQUIRED: Signed as an undrafted free agent, 7/11/09
M.L. SERVICE: 153 days
CONTRACT STATUS: Signed thru 2016



OF  26

@KEPLERONI

2016		GAME HIGHS	CAREER	
Hits: 4, 8/1 at CLE	HR: 3, 8/1 at CLE		Hits: 4, 8/1/16 at CLE	HR: 3, 8/1/16 at CLE
RBI: 7, 7/2 vs. TEX	GS: 1, 7/10 at TEX		RBI: 7, 7/2/16 vs. TEX	GS: 1, 7/10/16 at TEX
Hit-Streak: 9, 6/14-23	SB: 1, 6x, last 9/28 at KC		Hit-Streak: 9, 6/14-23/16	SB: 1, 6x, last 9/28/16 at KC

PERSONAL: Maximilian Kepler-Rozyccki...attended John F. Kennedy School, an American school in Berlin and the St. Emmeram Academy in Regensburg in 2008, where he trained for baseball...attended Ft. Myers South (FL) High School in time for his junior year of high school...his parents Marek Rozyccki and Kathy Kepler were both professional ballet dancers in Berlin...grew up playing baseball, soccer, tennis, swimming and skiing; was given a tennis scholarship to the Steffi Graf Tennis Foundation in Berlin...played baseball for Buchbinder Legionäre Regensburg of Bundesliga, the highest baseball league in Germany.

CAREER HIGHLIGHTS: Hit three home runs August 1, 2016 at Cleveland, becoming fifth player (6 now) in club history with a three-homer game, joining Bob Allison, Harmon Killebrew, Tony Oliva and Justin Morneau...named Co-AL Player of the Week with teammate Joe Mauer August 8, 2016...ranked third best prospect in Twins system entering 2016, as well as best strike-zone discipline by *Baseball America*...earned Southern League Most Valuable Player Award in 2015...2015 recipient of Sherry Robertson Award for Twins minor league Player of the Year...selected to World Team for SiriusXM Futures Game in 2015...named Southern League Mid- and Postseason All-Star in 2015...named 12th best prospect in Twins system by *Baseball America* entering 2015...ranked eighth best prospect in Twins organization by *Baseball America* entering the 2013 season...one of 43 German-born players to play Major League Baseball entering 2016.

2016:

- Optioned from Twins spring training to Triple-A Rochester March 25.
- Played two games for the Red Wings before being recalled from Rochester April 9 (Danny Santana - disabled list).
- Played just seven games for the Twins before being optioned back to Rochester April 25 (Santana reinstated).
- Hit .288 (30-for-104) with four doubles and six triples for the Red Wings before being recalled again June 1 (Miguel Sano - disabled list).
- Hit first career home run June 12 vs. Boston off Matt Barnes, a three-run walk-off...became the fourth Twin to ever hit their first career homer as walk-off, joining Jim Nettles (July 11, 1971 vs. KC), Dan Masteller (July 28, 1995 vs. NYY) and Terry Tiffee (April 4, 2004 vs. KC).
- Recorded first career three-hit game, including a double and home run June 19 vs. New York-AL.
- Hit nine doubles in June, tied for second most in the AL.
- Recorded first career two-homer game July 2 vs. Texas, and set Twins rookie record with seven RBI.
- Hit eight home runs with 23 RBI in 25 July games; tied for first in the AL for the month in home runs and second in RBI.
- Went 4-for-6 with three home runs and six RBI August 1 at Cleveland, becoming fifth player in club history with a three-homer game, joining Bob Allison (May 17, 1963 at Cleveland), Harmon Killebrew (September 21, 1963 at Boston), Tony Oliva (July 3, 1973 at Kansas City) and Justin Morneau (July 6, 2007 at Chicago-AL)...became first rookie in Twins history with two games of six-plus RBI...second rookie in baseball in 2016 with three-homer game, joining Corey Seager (June 3 vs. ATL)...his 13 total bases were tied with C.J. Cron for third most in baseball in 2016, trailing Kris Bryant (16) and Yasmani Grandal (14)...most total bases for a rookie since Andrew McCutchen had 13 in 2009...tied Tim Teufel (September 16, 1983 vs. TOR) for most total bases for rookie in Twins history...according to Elias, he became the first European-born player in baseball history to homer three times in a game.
- Named co-AL Player of the Week with teammate Joe Mauer August 8...hit .370 (10-for-27) with nine runs scored, four home runs, 11 RBI, six walks and two stolen bases in seven games...ranked first in the AL in runs scored and RBI, tied for first in walks, tied for second in home runs and stolen bases, tied for fourth in total bases (22), fifth in slugging percentage (.815) and eighth in on-base percentage (.471)...became the fourth Twins rookie to ever win this award, joining Danny Santana (2014), Carlos Gomez (2008) and Marty Cordova (1995).
- Hit five home runs and recorded 21 RBI in 28 August games; the RBI were tied for first among rookies during the month, while homers were tied for second.
- Finished with 17 home runs, ninth most among rookies in club history; finished with 63 RBI, 10th most among rookies in club history.

• Ranked third on club in home runs (17) and RBI (63), fourth in runs (52), and fifth in walks (42).

• Led all AL rookies in walks, second in RBI, third in home runs, fourth in games, and fifth in hits.

2015: Played in second career Twins spring training and was optioned to Double-A Chattanooga roster March 15...optioned again to Single-A Ft. Myers where he started the season and played in six games before being promoted to Chattanooga April 20...named Twins minor league Player of the Week and Southern League Player of the Week May 25, hitting .500 (12-for-24) with three doubles, two home runs, nine RBI, four walks and a .571 on-base percentage in seven games...named Southern League Player of the Week again June 22, hitting .636 (14-for-22) with four triples, four RBI, four walks, six runs scored and a .704 on-base percentage in six games...named Twins minor league Player of the Month for June, hitting .364 (32-for-88) with six doubles, five triples, one home run, 17 RBI and 18 walks in 25 games...placed on 7-day disabled list from July 9-16 with left shoulder inflammation...selected to World Team for SiriusXM Futures Game but did not play due to shoulder injury...named Southern League Mid- and Postseason All-Star...reached base safely in 41 of 42 games from June 5-August 1, including 25 straight June 5-July 5...named Twins minor league Player of the Month for July, hitting .306 (22-for-72) with five doubles, two triples, three home runs, 15 RBI and 13 walks in 20 games...recorded 20 RBI and walked 19 times in 28 August games...named Southern League Most Valuable Player, hitting .322 (131-for-407) with 32 doubles, 13 triples, nine home runs, 71 RBI, 76 runs scored and 67 walks in 112 games for the Lookouts...hit three home runs (1 grand slam) in the five-game Southern League Championship against Biloxi, helping guide the Lookouts to Southern League Championship...named to *Baseball America's* Minor League Baseball All-Star team...recalled from Chattanooga September 22...made major league debut September 27 at Detroit, striking out in pinch-hit appearance...recorded first major league hit October 4 vs. Kansas City, singling off Johnny Cueto...recipient of Sherry Robertson Award for Twins minor league Player of the Year...named an outfielder on MiLB.com Twins organizational All-Star team...ranked sixth best prospect in Southern League by *Baseball America*...ranked third best prospect and best strike-zone discipline in Twins system by *Baseball America*, entering 2016.

2014: Participated in first career Twins spring training and was optioned to Single-A Ft. Myers March 9 and spent entire season there...hit second career grand slam April 27 vs. Palm Beach...placed on 7-day disabled list June 4 with a left forearm strain; reinstated June 19...placed on 7-day disabled list July 21 with a right thumb contusion; reinstated July 29...recorded season-high eight-game hitting streak August 3-12, hitting .355 (11-for-31) during the streak...hit third career grand slam, second of season August 21 at Bradenton...hit .314 (33-for-105) with nine doubles, two triples, two home runs, 16 RBI and 15 runs scored in 29 August games...played 61 games in centerfield, 18 in rightfield, 12 at first base and eight in leftfield...played for Salt River in the Arizona Fall League, hitting .307 (23-for-75) with four doubles, three triples, seven RBI and 13 runs scored in 18 games...named 12th best prospect in Twins system by *Baseball America* entering 2015.

2013: Spent the season with Single-A Cedar Rapids...set season-high with four hits (5 at-bats) July 5 vs. Wisconsin...homered in consecutive games twice — June 25-26 and August 16-17...recorded 12 RBI in final 10 games August 15-September 2...played in the Arizona Fall League with Glendale Desert Dogs, hitting .234 (15-for-64) with five doubles, four RBI, eight runs scored and seven walks in 18 games...added to Twins 40-man roster November 20.

2012: Spent second season with Rookie Elizabethton...named Twins minor league Player of the Month for July, hitting .333 (32-for-96) with seven doubles, seven home runs, 28 RBI and 19 runs scored...earned Appalachian League Topps/Minor League Baseball Player of the Year award...named Appalachian League Postseason All-Star...named *Baseball America* Rookie All-Star...ranked seventh best prospect in Appalachian League by *Baseball America*...ranked eighth best prospect in Twins organization by *Baseball America* entering the 2013 season.

2011: Spent entire season with Rookie Elizabethton...hit first professional home run July 14 vs. Pulaski...hit .351 (13-for-37) off left-handed pitching and .240 (37-for-154) off right-handers...played 43 games in leftfield...ranked 20th best prospect in Twins organization by *Baseball America* entering 2012.

2010: Spent first professional season with the GCL Twins...finished fifth on team in hits (40)...ninth ranked prospect in Gulf Coast League and 11th best in the Twins organization by *Baseball America* entering 2011.

2009: Ranked 10th best prospect in the Twins organization by *Baseball America* entering 2010.

PROFESSIONAL: Signed by Twins as undrafted free agent by Twins July 11, 2009 by Twins Vice President of Player Personnel Mike Radcliff.

KEPLER'S PLAYING RECORD

YEAR	CLUB	AVG	G	AB	R	H	2B	3B	HR	RBI	SH	SF	HBP	BB	SO	SB	CS	E	OBP
2010	GCL Twins	.286	37	140	15	40	6	1	0	11	0	0	0	13	27	6	1	2	.346
2011	Elizabethton	.262	50	191	29	50	11	3	1	24	2	2	3	23	54	1	1	3	.347
2012	Elizabethton	.297	59	232	40	69	16	5	10	49	0	2	8	27	33	7	0	1	.387
2013	Cedar Rapids	.237	61	236	35	56	11	3	9	40	0	1	2	24	43	2	0	7	.312
2014	Ft. Myers	.264	102	364	53	96	20	6	5	59	2	2	5	34	62	6	2	5	.333
2015	Ft. Myers	.250	6	24	4	6	2	0	0	0	0	0	0	2	5	1	0	0	.308
	Chattanooga	.322	112	407	76	131	32	13	9	71	1	5	2	67	63	18	4	5	.416
	MINNESOTA	.143	3	7	0	1	0	0	0	0	0	0	0	3	0	0	0	0	.143
2016	Rochester	.282	30	110	16	31	4	6	1	19	0	2	0	16	14	1	1	0	.367
	MINNESOTA	.235	113	396	52	93	20	2	17	63	1	5	3	42	93	6	2	7	.309
	Minor League Totals	.281	457	1704	268	479	102	37	35	273	5	14	20	206	301	42	9	23	.363
	Major League Totals	.233	116	403	52	94	20	2	17	63	1	5	3	42	96	6	2	7	.307

KEPLER'S CAREER FIELDING RECORD

POSITION	PCT	G	PO	A	E	TC	DP	PB
Outfield	.971	114	227	9	7	243	4	—
First Base	1.000	2	5	0	0	5	0	—
Totals	.972	116	232	9	7	248	4	—



BRANDON KINTZLER

HEIGHT/WEIGHT: 6-0/191
BATS/THROWS: R/R
BORN: 8/1/84 in Las Vegas, NV
AGE: 32
RESIDES: Las Vegas, NV
ACQUIRED: Signed as minor league free agent, 12/15/15
M.L. SERVICE: 5 years, 3 days
CONTRACT STATUS: Signed thru 2016



RHP



27

2016		GAME HIGHS		CAREER	
IP: 1.2, 2x, last 8/29 at CLE	Walks: 2, 9/4 vs. CWS		IP: 3.0, 6/30/13 at PIT		Walks: 4, 6/12/14 at NYM
SO: 3, 9/4 vs. CWS	CG: --		SO: 5, 4/25/11 vs. CIN		CG: --
Save-Streak: 8, 6/8-7/23	Low-Hit: --		Save-Streak: 8, 6/8-7/23/16		Low-Hit: --

PERSONAL: Brandon L. Kintzler...wife, Melissa...son, Knox (10/27/15)...attended Palo Verde High School in Las Vegas, NV...attended Pasadena City College and Dixie State College...in 2004, served as manager at a Cold Stone Creamery in Las Vegas which was owned by his sister, Amy...worked in the front office of the Winnipeg Goldeyes during the 2008 offseason, selling season tickets for the independent team he once pitched for...during the 2009 offseason, worked as a limo driver for the Wynn Hotel in Las Vegas.

2016:

- Was an invite to Twins spring training, reassigned to minor league camp March 29 and began season at Triple-A Rochester.
- Appeared in 10 games for the Red Wings, going 4-1, 3.52 ERA (15.1 IP, 6 ER) with three walks and 11 strikeouts.
- Had contract selected by Minnesota May 7 (Tommy Milone outrighted and Casey Fien claimed off waivers by Los Angeles-NL).
- 10 of first 11 appearances were scoreless May 7-June 2, posting a 1.59 ERA in that span.
- Recorded first career save June 8 vs. Miami with 1.0 scoreless inning and one strikeout.
- Became Twins closer June 8 and converted eight straight save opportunities June 8-July 23.
- Did not allow a home run in 30 straight appearances (31.0 IP) June 21-September 15.
- Posted an ERA of 1.85 (24.1 IP, 5 ER) in 24 road games, compared to 4.20 (30.0 IP, 14 ER) in 30 home games.
- Allowed just two of 18 inherited runners to score; 11.1% lowest percentage among Twins relievers.
- Went 17-for-20 in save opportunities, 14th most saves in the AL.
- Issued just eight walks, tied for third fewest in baseball (minimum 50.0 IP).

2015: Began season at Triple-A Colorado Springs in Milwaukee organization...appeared in one game for the Sky Sox before being placed on 7-day disabled list April 11, with a tear in right middle finger; reinstated April 21...designated for release or assignment April 23 and reported back to Colorado Springs roster...made six appearances for the Sky Sox before having contract selected by Milwaukee May 8...appeared in seven games for the Brewers before being placed back on 15-day disabled list May 27 with left patella tendinitis...appeared in three games (1 start) on rehab assignment in early August; reinstated August 12 and optioned from Milwaukee to Colorado Springs...combined to go 1-2, 4.91 ERA (29.1 IP, 16 ER) with nine walks and 24 strikeouts in 27 games (1 start) at all three levels combined...elected free agency October 5.

2014: Spent entire season with Milwaukee for second straight season...placed on 15-day disabled list from April 12-23, with a strained right rotator cuff...ranked fourth on Brewers staff in games (54) and holds (8)...retired 40 of 64 first batters faced (62.5%)...stranded 26 of 37 inherited runners (70.3%)...signed a one-year contract on December 2, avoiding arbitration.

2013: Spent entire season with Milwaukee for first time in career...ranked second on the team in games (71), trailing only lefty Michael Gonzalez (75)...posted a 2.09 ERA (64.2 IP, 15 ER) in final 59 appearances, lowering his overall ERA from 5.84 to 2.69...did not allow an earned run over final nine outings (9 IP)...retired 52 of 71 first batters faced (73.2%)...stranded 16 of 21 inherited runners (76.2%).

2012: Began season on 15-day disabled list with right elbow inflammation; placed on the DL March 29...pitched in 45 games on rehab assignment between Single-A Brevard County (6 games), Double-A Huntsville (31 games) and Triple-A Nashville (8 games)...was on a rehab assignment at Single-A Brevard County and went 0-1 with a 3.00 ERA in six appearances...reinstated from the disabled list May 16 and optioned to Double-A Huntsville, where he went 0-2 with a 3.28 ERA and nine saves in 31 appearances...earned the save in a five pitcher no-hitter August 2 vs. Chattanooga...joined Triple-A Nashville in mid-August and went 0-1 with a 1.54 ERA in eight appearances...contract selected by Milwaukee September 3.

2011: Made first career Opening Day roster...optioned to Triple-A Nashville (Milwaukee) April 5 after making one appearance for the Brewers...made one appearance with Nashville and was recalled on April 11 after Takashi Saito was placed on the 15-day disabled list...recorded first major league win in a 6-3, 12-inning victory April 18 at Philadelphia as he tossed 2.0 scoreless innings...placed on the 15-day disabled list May

13, with right triceps tendinitis...underwent season-ending surgery July 26, a surgery performed by Dr. William Raasch...pitched for Peoria in the Arizona Fall League following the season and went 0-0, 7.36 ERA (3.2 IP, 3 ER) in four relief appearances.

2010: Began season at Double-A Huntsville (Milwaukee)...named Southern League All-Star...promoted to Triple-A Nashville in June and went 3-0 with a 2.36 ERA and six saves in 22 relief appearances, while holding opponents to a .196 batting average...contract selected by Milwaukee September 7...made major league debut September 10 vs. Chicago-NL; recorded first career strikeout, fanning Micah Hoffpauir...pitched for Surprise in the Arizona Fall League, going 1-0, 3.14 ERA (14.1 IP, 5 ER) with two saves, two walks and 15 strikeouts in 11 relief appearances.

2009: Began the season with the St. Paul Saints of the Independent American Association and went 8-3 with a 2.79 ERA in 14 games (11 starts)...ranked third in the American Association in ERA...contract purchased by Milwaukee on July 24...spent the remainder of the season at Double-A Huntsville, where he went 1-2 with a 4.54 ERA in nine games (6 starts).

2008: Spent his second straight season with the Winnipeg Goldeyes of the Independent Northern League and went 7-6 with a 4.65 ERA in 20 games (19 starts).

2007: Went 5-2 with a 4.07 ERA and one save in 29 games (8 starts) with the Winnipeg Goldeyes of the Independent Northern League.

2006: Released by San Diego April 1 and missed the entire season...underwent arthroscopic surgery on his right shoulder September 15.

2005: Went 3-2 with a 3.11 ERA and one save in 30 relief appearances between the Rookie Arizona Padres, Single-A Eugene and Single-A Fort Wayne (San Diego).

2004: Split first professional season between Rookie Arizona Padres and Single-A Eugene (San Diego), going 3-2 with a 2.19 ERA and nine saves in 24 relief appearances.

PROFESSIONAL: Selected by San Diego in 40th round of 2004 First-Year Player Draft...originally drafted by New York-AL in 40th round of 2003 First-Year Player Draft.

KINTZLER'S PITCHING RECORD

YEAR	CLUB	W-L	ERA	G	GS	CG	SH	SV	IP	H	R	ER	HR	HB	BB	SO	WP	BK	BAA
2004	AZL Padres	3-2	2.38	21	0	0	0	6	34.0	36	12	9	0	0	9	38	3	0	.277
	Eugene	0-0	0.00	3	0	0	0	3	3.0	3	0	0	0	0	4	4	0	0	.250
	AZL Padres	2-0	4.09	8	0	0	0	1	11.0	15	5	5	2	0	4	17	1	0	.306
2005	Eugene	0-0	0.00	3	0	0	0	0	3.1	3	0	0	0	0	1	0	0	0	.273
	Fort Wayne	1-2	3.09	19	0	0	0	0	23.1	20	12	8	2	2	7	19	0	0	.230
	Winnipeg (Ind.)	5-2	4.07	29	8	0	0	1	77.1	78	43	35	8	7	13	41	2	1	.258
2008	Winnipeg (Ind.)	7-6	4.65	20	19	0	0	0	112.1	139	68	58	8	1	36	73	8	0	.304
2009	St. Paul (Ind.)	8-3	2.79	14	11	1	0	0	80.2	89	28	25	3	1	24	46	1	0	--
	Huntsville	1-2	4.54	9	6	0	0	0	35.2	41	21	18	5	1	9	32	1	0	.285
	2010	Huntsville	1-0	0.40	20	0	0	0	10	22.1	11	2	1	0	1	1	23	0	0
2011	Nashville	3-0	2.36	22	0	0	0	6	26.2	19	7	7	1	1	6	21	1	0	.196
	MILWAUKEE	0-1	7.36	7	0	0	0	0	7.1	10	6	6	2	0	4	9	1	0	.357
	Nashville	0-0	0.00	1	0	0	0	0	1.0	0	0	0	0	0	0	2	0	0	.000
2012	MILWAUKEE	1-1	3.68	9	0	0	0	0	14.2	14	9	6	3	0	3	15	0	1	.250
	Brevard County	0-1	3.00	6	0	0	0	0	6.0	7	2	2	0	0	3	9	1	0	.292
	Huntsville	0-2	3.28	31	0	0	0	9	35.2	35	15	13	1	2	12	20	3	0	.269
2013	Nashville	0-1	1.54	8	0	0	0	0	11.2	8	2	2	0	0	2	11	1	0	.200
	MILWAUKEE	3-0	3.78	14	0	0	0	0	16.2	18	7	7	1	0	7	14	1	0	.277
	2014	MILWAUKEE	3-3	2.69	71	0	0	0	0	77.0	66	26	23	2	1	16	58	1	0
2015	MILWAUKEE	3-3	3.24	64	0	0	0	0	58.1	62	22	21	8	0	16	31	1	0	.284
	AZL Brewers	0-0	0.00	3	1	0	0	0	3.1	2	0	0	0	0	0	3	0	0	.167
	Colorado Springs	1-1	5.21	17	0	0	0	0	19.0	23	13	11	0	0	4	14	6	0	.303
2016	MILWAUKEE	0-1	6.43	7	0	0	0	0	7.0	12	6	5	1	0	5	7	1	0	.387
	Rochester	4-1	3.52	10	0	0	0	0	15.1	15	6	6	0	1	3	11	5	0	.273
	MINNESOTA	0-2	3.15	54	0	0	0	17	54.1	59	22	19	5	2	8	35	0	0	.276
Independent Lg. Totals		20-11	3.93	63	38	1	0	1	270.1	306	139	118	19	9	73	160	11	1	.286
Minor League Totals		16-12	2.94	181	7	0	0	35	251.1	238	97	82	11	8	60	225	22	0	.251
Major League Totals		10-11	3.33	226	0	0	0	17	235.1	241	98	87	22	3	59	169	5	1	.270

KINTZLER'S CAREER FIELDING RECORD

POSITION	PCT	G	PO	A	E	TC	DP	PB
Pitcher	1.000	226	22	49	0	71	3	—

KINTZLER'S BATTING RECORD

BATTING	AVG	AB	R	H	2B	3B	HR	RBI	SH	SF	HBP	BB	SO	SB	CS	OBP
Career	.000	2	0	0	0	0	0	0	0	0	0	0	1	0	0	.000

KINTZLER'S 2016 GAME LOGS

DATE	OPP.	W	L	SV	SVO	HLD	ERA	GS	CG	IP	H	R	ER	HR	BB	IBB	HB	SO	AVG	#PIT
5/7	@CWS	0	0	0	0	0	0.00	0	0	1.2	1	0	0	0	0	0	0	1	2.00	21
5/11	Bal	0	0	0	0	0	6.75	0	0	1.0	4	2	2	1	0	0	0	0	4.55	17
5/13	@Cle	0	0	0	0	0	6.00	0	0	0.1	0	0	0	0	0	0	0	0	4.17	1
5/17	@Det	0	0	0	0	0	4.15	0	0	1.1	0	0	0	0	0	0	0	0	3.13	12
5/19	Tor	0	0	0	0	0	3.38	0	0	1.0	1	0	0	0	0	0	0	0	3.00	25
5/21	Tor	0	0	0	0	0	2.70	0	0	1.1	2	0	0	0	1	0	0	2	3.08	26
5/23	KC	0	0	0	0	0	2.35	0	0	1.0	1	0	0	0	0	0	0	2	3.00	17
5/24	KC	0	0	0	0	0	2.00	0	0	1.1	1	0	0	0	0	0	0	2	2.86	14
5/27	@Sea	0	0	0	0	0	1.80	0	0	1.0	1	0	0	0	0	0	0	1	2.82	18
5/31	@Oak	0	0	0	0	0	1.74	0	0	0.1	0	0	0	0	0	0	0	0	2.75	2
May		0	0	0	0	0	1.74	0	0	10.1	11	2	2	1	1	0	0	8	2.75	153
6/2	TB	0	0	0	0	1	1.59	0	0	1.0	0	0	0	0	0	0	1	0	2.62	10
6/3	TB	0	0	0	0	0	2.13	0	0	1.1	1	1	1	1	0	0	0	2	2.55	25
6/5	TB	0	0	0	0	0	2.63	0	0	1.0	1	1	1	1	0	0	0	0	2.55	17
6/7	Mia	0	0	0	0	0	2.45	0	0	1.0	0	0	0	0	0	0	0	0	2.41	7
6/8	Mia	0	0	1	1	0	2.30	0	0	1.0	1	0	0	0	0	0	0	1	2.41	21
6/11	Bos	0	0	0	0	0	2.25	0	0	0.1	1	0	0	0	0	0	0	0	2.50	6
6/12	Bos	0	0	0	0	0	2.81	0	0	0.0	2	3	1	0	1	0	0	0	2.70	17
6/15	@LAA	0	0	0	0	0	2.65	0	0	1.0	0	0	0	0	0	0	0	0	2.58	8
6/19	NY Yankees	0	0	1	1	0	2.95	0	0	1.1	1	1	1	1	0	0	0	1	2.54	16
6/21	Phi	0	0	1	1	0	2.75	0	0	1.1	0	0	0	0	0	0	0	2	2.40	15
6/26	@NY Yankees	0	0	0	0	0	2.61	0	0	1.0	0	0	0	0	0	0	0	0	2.31	6
6/28	@CWS	0	0	0	0	0	2.49	0	0	1.0	0	0	0	0	0	0	0	1	2.22	10
June		0	0	3	3	1	3.18	0	0	11.1	7	6	4	3	1	0	1	7	1.71	158
7/1	Tex	0	0	0	0	0	2.38	0	0	1.0	1	0	0	0	0	0	0	1	2.24	12
7/3	Tex	0	0	1	1	0	2.28	0	0	1.0	1	0	0	0	0	0	0	0	2.25	25
7/5	Oak	0	0	0	0	0	2.19	0	0	1.0	0	0	0	0	0	0	0	0	2.17	6
7/9	@Tex	0	0	1	1	0	2.42	0	0	1.1	2	1	1	0	0	0	0	0	2.24	18
7/16	Cle	0	0	0	0	0	2.33	0	0	1.0	0	0	0	0	0	0	0	1	2.18	15
7/19	@Det	0	0	0	0	0	2.28	0	0	0.2	2	0	0	0	0	0	0	2	2.29	16
7/20	@Det	0	0	1	1	0	2.20	0	0	1.0	2	0	0	0	0	0	0	1	2.36	25
7/22	@Bos	0	0	1	1	0	2.12	0	0	1.0	2	0	0	0	1	0	0	0	2.46	24
7/23	@Bos	0	0	1	1	0	2.05	0	0	1.0	0	0	0	0	0	0	0	0	2.39	13
7/28	Bal	0	0	0	0	0	1.99	0	0	1.0	1	0	0	0	0	0	0	0	2.42	12
7/29	CWS	0	0	0	0	0	1.93	0	0	1.0	2	0	0	0	0	0	0	0	2.50	11
7/30	CWS	0	0	0	1	0	2.14	0	0	1.0	2	1	1	0	0	0	0	1	2.56	19
July		0	0	5	6	0	1.50	0	0	12.0	15	2	2	0	1	0	0	6	3.13	196
8/2	@Cle	0	0	0	0	0	2.08	0	0	1.0	0	0	0	0	0	0	0	1	2.50	12
8/5	@TB	0	0	0	0	0	2.02	0	0	1.0	1	0	0	0	0	0	0	0	2.50	11
8/7	@TB	0	0	1	1	0	1.96	0	0	1.0	0	0	0	0	0	0	0	0	2.45	6
8/8	Hou	0	0	1	1	0	1.91	0	0	1.0	0	0	0	0	0	0	0	1	2.39	11
8/13	KC	0	0	1	1	0	1.86	0	0	1.0	1	1	0	0	0	0	0	1	2.38	19
8/16	@Atl	0	0	1	1	0	1.82	0	0	1.0	1	0	0	0	0	0	0	0	2.38	15
8/21	@KC	0	0	0	0	0	1.77	0	0	1.0	0	0	0	0	0	0	0	1	2.34	13
8/25	Det	0	0	0	0	0	1.73	0	0	1.0	1	0	0	0	0	0	0	1	2.34	10
8/29	@Cle	0	1	0	0	0	1.87	0	0	1.2	4	1	1	0	0	0	0	1	2.47	28
August		0	1	4	4	0	0.93	0	0	9.2	8	2	1	0	0	0	0	6	2.16	125
9/1	CWS	0	0	1	1	0	1.83	0	0	1.0	1	0	0	0	0	0	0	1	2.47	14
9/4	CWS	0	0	0	1	0	2.17	0	0	1.1	2	2	2	0	2	0	0	3	2.50	35
9/6	KC	0	1	0	0	0	2.91	0	0	0.2	3	4	4	0	1	0	0	0	2.60	23
9/7	KC	0	0	1	1	0	3.04	0	0	1.0	2	1	1	0	0	0	0	0	2.63	19
9/10	Cle	0	0	0	0	0	2.98	0	0	1.0	1	0	0	0	1	1	0	0	2.63	15
9/15	@Det	0	0	0	0	0	2.92	0	0	1.0	2	0	0	0	0	0	0	0	2.68	14
9/17	@NY Yankees	0	0	0	1	0	3.04	0	0	1.0	3	1	1	1	0	0	1	1	2.75	25
9/24	Sea	0	0	1	1	0	2.98	0	0	1.0	1	0	0	0	0	0	0	0	2.75	11
9/29	@KC	0	0	1	1	0	3.27	0	0	1.0	3	2	2	0	1	0	0	0	2.84	13
10/1	@CWS	0	0	0	0	0	3.21	0	0	1.0	0	0	0	0	0	0	0	2	2.80	12
10/2	@CWS	0	0	1	1	0	3.15	0	0	1.0	0	0	0	0	0	0	0	1	2.76	15
Sep/Oct		0	1	5	7	0	8.18	0	0	11.0	18	10	10	1	5	1	1	8	3.75	196
Totals		0	2	17	20	1	3.15	0	0	54.1	59	22	19	5	8	1	2	35	2.76	828



PAT LIGHT

HEIGHT/WEIGHT: 6-5/220
BATS/THROWS: R/R
BORN: 3/29/91 in Colts Neck, NJ
AGE: 25
RESIDES: Hoboken, NJ
ACQUIRED: Trade with Boston, 8/1/16
M.L. SERVICE: 55 days
CONTRACT STATUS: Signed thru 2016



RHP



53

2016		GAME HIGHS		CAREER	
IP: 1.2, 3x, last 9/30 at CWS	Walks: 3, 2x, last 9/22 vs. DET			IP: 1.2, 3x, last 9/30/16 at CWS	Walks: 3, 2x, last 9/22/16 vs. DET
SO: 3, 2x, last 9/20 vs. DET	CG: --			SO: 3, 2x, last 9/20/16 vs. DET	CG: --
Win-Streak: --	Low-Hit: --			Win-Streak: --	Low-Hit: --

PERSONAL: Patrick James Light...graduated from Christian Brothers (NJ) Academy...went 14-14 with a 3.84 ERA (234.1 IP, 100 ER) in three seasons at Monmouth University and became the highest draft pick in school history...set single-season school records as a junior in 2012 with 102 strikeouts and 101.1 innings pitched en route to being named the 2012 New Jersey Collegiate Baseball Association Pitcher of the Year...highest draft pick in Monmouth school history.

CAREER HIGHLIGHTS: Acquired in a trade with Boston for LHP Fernando Abad August 1, 2016...originally selected by Boston in the supplemental round of the 2012 First-Year Player Draft (37th overall) as compensation for losing free agent Jonathan Papelbon...converted to reliever for the 2015 season after making 49 of his first 50 professional appearances as a starter...following the 2015 season, ranked by *Baseball America* as the Red Sox fourth best pitching prospect and the club's No. 11 prospect overall.

2016:

- Was in spring training with Boston; began season with Triple-A Pawtucket.
- Spent two different stints with Red Sox, appearing in one game in both April and July.
- Made major league debut with Boston April 26 at Atlanta, allowing two runs on two hits in 1.0 inning pitched.
- Posted a 1.08 ERA (16.2 IP, 2 ER) in 16 appearances for Pawtucket from May 21-July 30.
- Acquired by Minnesota in exchange for left-handed pitcher Fernando Abad August 1.
- Appeared in six games for the Red Wings before being recalled by Minnesota August 1.
- Made Twins debut August 23 vs. Detroit, pitching 0.2 scoreless innings pitched.
- Held left-handed hitters to a .200 (5-for-25) average with Twins, compared to .347 (17-for-49) against right-handed hitters.

2015: Combined with Double-A Portland (21 games) and Triple-A Pawtucket (26 games) to go 3-5 with five saves, a 3.88 ERA (62.2 IP, 27 ER), a .211 opponent average (49-for-232) and .297 opponent slugging in 47 appearances, all in relief...averaged 9.6 SO/9.0 IP (67 K)...led Red Sox minor league pitchers in appearances...held right-handed batters to a .186 average with a .279 on-base percentage and a .248 slugging percentage...began the season with Portland...allowed six earned runs in his first four appearances (9.0 IP), but posted a 0.87 ERA and .118 opponent average in his remaining 17 games with the Sea Dogs (20.2 IP, 8 H, 2 ER, 0 HR)...named Red Sox minor league Relief Pitcher of the Month for May, going 3-for-3 in save opportunities with a 0.63 ERA in 11 appearances (14.1 IP, 5 H, R, 9 BB, 19 SO)...did not allow a run during an 11-game stretch from May 10-June 6 (12.2 IP, 5 H)...transferred to Pawtucket on June 9 and spent the remainder of the season with the PawSox...earned a save in each of his first two Triple-A appearances and did not allow a base runner in any of his first three (3.0 IP, 4 SO)...struck out 18 of 46 batters faced in 10.1 IP from July 25-August 9, recording a season-high six strikeouts in 2.2 innings August 5 at Syracuse...in his final 12 appearances beginning July 29, posted a 3.06 ERA and .188 opponent average (17.2 IP, 12 H, 6 ER, 21 K)...made 12 appearances, all in relief, for Caguas of the Puerto Rican Winter League...was 1-0 with a 1.59 ERA (11.1 IP, 2 ER), .231 opponent average (9-for-39), 10 strikeouts and eight walks...did not allow an extra-base hit...held left-handed batters to a .091 average (2-for-22)...allowed no runs in his final seven outings beginning November 20 (6.0 IP, 3 H)...following the season, ranked by *Baseball America* as the Red Sox fourth-best pitching prospect and the club's No. 11 prospect overall.

2014: Combined with Single-A Greenville and High-A Salem to go 8-6 with a 4.83 ERA (132.1 IP, 71 ER) in 25 appearances, all starts...led Salem pitchers in starts (22) and innings (115.0)...made three starts for the Drive before being transferred to Salem April 24...went 4-1 with a 2.06 ERA (35.0 IP, 8 ER) and .219 opponent average (28-for-128) in six starts from June 29-July 27...notched first career complete game with a 7.0-inning victory in his final outing of the season on August 30 at Wilmington, allowing just three hits...went 5-2 with a 3.25 ERA (63.2 IP, 23 ER) over his final 11 starts of the season...recorded at least 5.0 IP and allowed one earned run or fewer in seven of those outings.

2013: Appeared in only 13 games between the Rookie Level Gulf Coast League Red Sox and Single-A Greenville due to three disabled list stints... on the DL with a left hamstring strain from April 24-May 7, May 23-June 1 and June 2-August 31.

2012: Made professional debut with Short-A Lowell, tying for second on the club with 12 starts...did not throw more than 3.0 IP in any outing... held opponents to one earned run or fewer in 10 of 12 appearances...following the season, ranked by *Baseball America* as the No. 17 prospect in the New York-Penn League.

PROFESSIONAL: Selected by Boston in supplemental round (37th overall) of 2012 First-Year Player Draft...originally drafted by Minnesota in 28th round of 2009 First-Year Player Draft, but did not sign.

LIGHT'S PITCHING RECORD

YEAR	CLUB	W-L	ERA	G	GS	CG	SH	SV	IP	H	R	ER	HR	HB	BB	SO	WP	BK	BAA
2012	Lowell	0-2	2.37	12	12	0	0	0	30.1	27	9	8	1	1	5	30	2	0	.243
2013	GCL Red Sox	0-0	0.00	3	3	0	0	0	6.0	4	0	0	0	0	2	3	0	0	.190
	Greenville	1-4	8.89	10	9	0	0	0	28.1	44	33	28	4	1	14	28	5	0	.346
2014	Greenville	2-0	4.15	3	3	0	0	0	17.1	15	9	8	1	0	4	19	0	0	.231
	Salem	6-6	4.93	22	22	1	0	0	115.0	135	67	63	10	6	33	57	5	0	.295
2015	Portland	1-1	2.43	21	0	0	0	3	29.2	18	11	8	3	0	11	32	1	0	.168
	Pawtucket	2-4	5.18	26	0	0	0	2	33.0	31	19	19	2	1	26	35	1	0	.248
2016	Pawtucket	1-1	2.32	25	0	0	0	7	31.0	21	8	8	1	0	17	36	5	0	.188
	BOSTON	0-0	23.62	2	0	0	0	0	2.2	7	8	7	2	1	1	2	0	0	.438
	Rochester	0-0	2.57	6	0	0	0	1	7.0	5	2	2	0	1	2	6	0	0	.200
	MINNESOTA	0-1	9.00	0	0	0	0	0	14.0	15	14	14	2	0	15	14	5	0	.259
Minor League Totals		13-18	4.35	128	49	1	0	13	297.2	300	158	144	22	10	114	246	19	0	.261
Major League Totals		0-1	11.34	17	0	0	0	0	16.2	22	22	21	4	1	16	16	5	0	.297

LIGHT'S CAREER FIELDING RECORD

POSITION	PCT	G	PO	A	E	TC	DP	PB
Pitcher	1.000	17	2	5	0	7	1	—

LIGHT'S 2016 GAME LOGS

DATE	OPP.	W	L	SV	SVO	HLD	ERA	GS	CG	IP	H	R	ER	HR	BB	IBB	HB	SO	AVG	#PIT
4/26	@Atl	0	0	0	0	0	18.00	0	0	1.0	2	2	2	0	1	0	0	0	.400	16
April		0	0	0	0	0	18.00	0	0	1.0	2	2	2	0	1	0	0	0	.400	16
7/2	LAA	0	0	0	0	0	23.63	0	0	1.2	5	6	5	2	0	0	1	2	.438	32
July		0	0	0	0	0	27.00	0	0	1.2	5	6	5	2	0	0	1	2	.455	32
8/23	Det	0	0	0	0	0	18.90	0	0	0.2	1	0	0	0	0	0	0	1	.421	11
8/24	Det	0	0	0	0	0	13.50	0	0	1.1	0	0	0	0	0	0	0	1	.348	18
8/26	@Tor	0	0	0	0	0	16.20	0	0	0.1	1	2	2	0	3	0	0	1	.360	26
8/28	@Tor	0	1	0	1	0	17.05	0	0	1.1	3	3	3	1	0	0	0	0	.387	26
8/30	@Cle	0	0	0	0	0	13.50	0	0	1.2	0	0	0	0	2	0	0	3	.333	25
August		0	1	0	1	0	8.44	0	0	5.1	5	5	5	1	5	0	0	6	.250	106
9/2	CWS	0	0	0	0	0	12.00	0	0	1.0	2	0	0	0	1	1	0	2	.341	21
9/3	CWS	0	0	0	0	0	10.80	0	0	1.0	0	0	0	0	1	0	0	1	.318	17
9/5	KC	0	0	0	0	0	11.81	0	0	0.2	2	2	2	0	2	0	0	0	.333	25
9/6	KC	0	0	0	0	0	14.34	0	0	0.0	3	3	3	1	1	0	0	0	.373	13
9/11	Cle	0	0	0	0	0	12.75	0	0	1.1	1	0	0	0	0	0	0	0	.351	31
9/14	@Det	0	0	0	0	0	11.77	0	0	1.0	0	0	0	0	0	0	0	0	.333	11
9/16	@NYM	0	0	0	0	0	12.15	0	0	0.1	2	1	1	0	1	0	0	1	.349	16
9/20	Det	0	0	0	0	0	11.30	0	0	1.0	0	0	0	0	1	0	0	3	.328	29
9/22	Det	0	0	0	0	0	12.60	0	0	0.2	0	3	3	0	3	1	0	0	.319	20
9/30	@CWS	0	0	0	0	0	11.34	0	0	1.2	0	0	0	0	0	0	0	1	.297	27
Sep/Oct		0	0	0	0	0	9.35	0	0	8.2	10	9	9	1	10	2	0	8	.263	210
Totals		0	1	0	1	0	11.34	0	0	16.2	22	22	21	4	16	2	1	16	.297	364



JOE MAUER

HEIGHT/WEIGHT: 6-5/225
BATS/THROWS: L/R
BORN: 4/19/83 in St. Paul, MN
AGE: 33
RESIDES: Ft. Myers, FL
ACQUIRED: 1st round (1st overall),
 2001 First-Year Player Draft
M.L. SERVICE: 13 years
CONTRACT STATUS: Signed thru 2018



1B



7

★ 2006 '08 '09 '10 '12 '13 2009 2008 '09 '10 2006 '08 '09 2006 '08 '09 '10 '13

2016		GAME HIGHS		CAREER			
Hits: 4, 2x, last 8/3 at CLE	HR: 1, 11x, last 9/9 vs. CLE	Hits: 5, 5x, last 8/14/13 vs. CLE	HR: 2, 4x, last 8/18/09 at TEX	RBI: 4, 8/3 at CLE	Grand Slam: --	RBI: 7, 7/26/10 at KC	Grand Slam: 3, last 9/1/12 at KC
RBI: 4, 8/3 at CLE	Grand Slam: --	RBI: 7, 7/26/10 at KC	Grand Slam: 3, last 9/1/12 at KC	Hit-Strike: 9, 4/9-18	SB: 1, 2x, last 7/19 at DET	Hit-Strike: 16, 2x, last 6/19-8/15/14	SB: 2, 7/19/05 vs. BAL

PERSONAL: Joseph Patrick Mauer...wife, Maddie (Bisanz)...twin daughters, Maren Virginia and Emily Teresa (7/24/13)...2001 graduate of Cretin-Derham Hall (MN) High School where he played baseball, basketball and football...led football team to two straight appearances in the Minnesota Class 5A championship game, winning the state title in 2000...named Gatorade's National Player of the Year, Parade and USA Today Player of the Year, and Reebok/ESPN High School All-American in football...signed letter of intent to play football at Florida State University...was All-State in basketball in junior and senior seasons...tied a national high school baseball record by homering in seven consecutive games...was District V Player of the Year and Gatorade Player of the Year in 2001...was member of Team USA Junior National Team 1998-2000...voted best hitter at the World Tournament in Panama in 2000...became seventh Minnesotan to be selected in first round and first to be selected first overall...donates time and effort in support of Twins Rookie League and R.B.I. programs...is active member of Minnesota Action Team, an expanding national youth volunteer initiative run by the Major League Baseball Players Trust and Volunteers of America...donates time and money in support of renovating and building baseball fields in St. Paul and surrounding areas...participates annually in Twins Winter Caravan...donates time and money annually to the Gillette Children's Hospital, along with his wife.

CAREER HIGHLIGHTS: Most major league service time among Twins (13 years)...entered 2016 as one of four players in baseball with 12-plus seasons with just one team, joining New York-NL's David Wright (2004-15), Philadelphia's Ryan Howard (2004-15) and St. Louis' Yadier Molina (2004-15)...ranks second on Twins all-time list in doubles (365) and intentional walks (137); third in walks (822); fourth in hits (1,826); fifth in runs (885); sixth in games (1,590), at-bats (5,919), extra-base hits (523) and RBI (804); and 12th in home runs (130)...Twins announced on November 11, 2013 his move from catcher to first base starting in 2014, due to inherent risks of future injury/concussions...named AL MVP in 2009, one of five Twins to ever win the award (Zoilo Versalles in 1965, Harmon Killebrew in '69, Rod Carew in '77 & Justin Morneau in '06)...three time AL Batting Champion (.347 in 2006, .328 in '08 and .365 in '09)...named AL All-Star in 2006, '08, '09, '10, '12 and '13...earned Rawlings Gold Glove Award at catcher in 2008, '09 and '10...named Louisville Slugger Silver Slugger in 2006, '08, '09, '10 and '13...participated in 2009 State Farm Home Run Derby in St. Louis, hitting five home runs and did not advance...one of four Twins to make 12-plus Opening Day starts (Harmon Killebrew, Rod Carew and Kent Hrbek)...named Calvin R. Griffith Award winner for Most Valuable Twin three times (2009, '10 and '13)...longest tenured player in Twins organization, after being drafted by Twins first overall in 2001 First-Year Player Draft; one of two players ever selected number one overall by Twins, the other was Tim Lincecum in 1983 (did not sign).

2016:

- Made 12th career Opening Day start, third straight at first base; tying Rod Carew and Kent Hrbek for second most in club history, trailing Harmon Killebrew (13).
- Started the season reaching base safely in first 28 straight through May 4, the second longest in Twins history to begin a season (Hrbek, 33 in 1982)...reached in 28 straight again May 17-June 17, the streaks tied for his personal third longest of career...it marked the third time in club history for a player to post multiple streaks of 28-or-longer in the same season, joining Lenny Green (1961) with 28 and 30, and Rod Carew (1977) with 28 and 35.
- Recorded 758th career RBI April 15 vs. Los Angeles-AL, tying Gary Gaetti for seventh on Twins all-time list; recorded 759th April 18 vs. Milwaukee, moving into sole possession of seventh.
- Recorded 1,713rd career hit April 17 vs. Los Angeles-AL, tying Harmon Killebrew for sixth on Twins all-time list; recorded 1,714th April 18 vs. Milwaukee, moving into sole possession of sixth.
- Recorded 132nd career intentional walk April 26 vs. Cleveland, passing Tony Oliva and moving into sole possession of second on Twins all-time list.
- Homered in three straight games May 27-29 at Seattle, tying his career-high, previously done May 23-25, 2009.
- Recorded 1,749th career hit May 31 at Oakland, tying Kent Hrbek for fourth on Twins all-time list; recorded 1,750th June 2 vs. Tampa Bay, moving into sole possession of fourth.
- Named AL Player of the Week May 31, after hitting .440 (11-for-25) with seven runs scored, four home runs and seven RBI; his third career AL Player of the Week Award...led the AL in total bases (23), tied for first in homers, second in slugging percentage (.920), and tied second in runs.
- Hit 350th career double June 21 vs. Philadelphia.

- Recorded 800th career walk July 30 vs. Chicago-AL.
- Scored 870th career run August 1 at Cleveland, tying Tony Oliva for fifth on Twins all-time list; scored 871st run August 2 at Cleveland, moving into sole possession of fifth.
- Went 12-for-18 (.667) with five doubles, one triple, one home run, six RBI, eight runs scored and three walks in a four-game series at Cleveland August 1-4; the 12 hits being the most ever for a Twin in a four-game series...reached base safely five times in two different games: August 1 and 3, one short of his career-high of six, done August 10, 2005.
- Named Co-AL Player of the Week with teammate Max Kepler August 8...hit .560 (14-for-25) with eight runs scored, six doubles, a triple, a home run and nine RBI in six games; second weekly award this season (also May 31) and fourth of career...led the AL in batting average, slugging percentage (1.000), on-base percentage (.633), hits and doubles.
- Hit 10th home run August 16 at Atlanta, giving him double-digit home run totals for the sixth time in career.
- Recorded 800th career RBI August 23 vs. Detroit, singling off Anibal Sanchez.
- Hit .337 (31-for-92) with 10 doubles, one triple, two home runs, 14 RBI, 15 runs scored and 13 walks in 24 August games...posted a .419 on-base percentage during the month, sixth best in the AL.
- Hit .295 (31-for-105) with runners in scoring position.
- Ranked second on club in games (134), hits (129) and runs (68), tied for third in doubles (22), and tied for fourth in RBI (49).
- Recorded 79 walks, tied for eighth most in the AL and tied for third most of his career.
- Hit .272 (103-for-378) vs. right-handed pitching and .224 (26-for-116) vs. left-handed pitching.
- Was Twins finalist for the Roberto Clemente Award, given by Major League Baseball and Chevrolet for community service excellence; second time in career (2013).

2015: Made 11th career Opening Day start, second straight at first base; tied with Kirby Puckett for fourth most Opening Day starts in club history, trailing Harmon Killebrew (13), Rod Carew (12) and Kent Hrbek (12)...hit 312th career double April 26 at Seattle, tying Kent Hrbek for third on the Twins all-time list; hit 313th career double April 27 vs. Detroit, passing Hrbek and moving into sole possession of third...recorded 700th career RBI April 29 vs. Detroit...homered in the 13th inning May 20 at Pittsburgh to give Twins an eventual 4-3 victory, his second career extra-innings home run; the home run was the 110th of his career, tying him with Roy Smalley for 12th on Twins all-time list...hit 111th career home run June 5 vs. Milwaukee, passing Smalley and moving into sole possession of 12th...played in 1,361st career game June 16 at St. Louis, tying Gary Gaetti for sixth on Twins all-time list; played in 1,362nd career game June 17 at St. Louis, passing Gaetti and moving into sole possession of sixth...had 32-game Interleague on-base streak snapped June 16 at St. Louis, going 0-for-4; the streak spanned back to May 21, 2013...hit solo home run with two outs in bottom of eighth inning June 18 vs. St. Louis, tying the game at 1-1, as Twins eventually won 2-1...set season-high with four hits July 4 at Kansas City, the 23rd time in career with four-plus hits...recorded two RBI August 5 at Toronto, giving him 735 for his career, passing Rod Carew and moving into sole possession of eighth on the Twins all-time list...hit 329th career double July 24 vs. New York-AL, tying Tony Oliva for second on the Twins all-time list; hit 330th August 11 vs. Texas, moving into second place...reached base safely in 43 straight games August 7-September 24, which set a club record and was the fourth longest streak in baseball in 2015...played in 148th game September 23 vs. Cleveland, setting a new single-season career-high (147 in 2012)...hit 10th home run September 30 at Cleveland (Game 1), marking his fifth season with double-digit homers...hit .352 (44-for-125) with runners in scoring position, the fourth best in the AL and 11th best in baseball.

2014: Started 10th career Opening Day March 31 at Chicago-AL, his first as a first baseman; the 10 Opening Day starts tied with Tony Oliva for fifth most in club history (Killebrew - 13, Carew - 12, Hrbek - 12, Puckett - 11)...drew 18 walks in April, the fifth most in the AL, tied for eighth most in baseball...recorded 289th and 290th career doubles June 2 at Milwaukee, tying and passing Justin Morneau and moving into sole possession of fifth place on the Twins all-time list...drew 641st career walk June 3 at Milwaukee, tying Bob Allison for third on the Twins all-time list; passed Allison the next day with his 642nd June 4 vs. Milwaukee, moving into sole possession of third...played in 1,234th career game June 9 at Toronto, tying Torii Hunter for ninth on the Twins all-time list; passed Hunter the next day with his 1,235th June 10 at Toronto, moving into sole possession of ninth...played in 1,236th career game the next day June 11 at Toronto, tying Bob Allison for eighth on Twins all-time list; passed Allison with his 1,237th June 13 at Detroit, moving into sole possession of eighth...was named Major League Baseball All-Star Ambassador, joining Bert Blyleven, Rod Carew, Paul Molitor and Tony Oliva...the role helped generate awareness for all events during All-Star Week, including the 85th MLB All-Star Game (July 15th); Gatorade All-Star Workout Day (July 14th), featuring the Home Run Derby; Taco Bell All-Star Sunday (July 13), including the SiriusXM All-Star Futures Game; the Taco Bell All-Star Legends & Celebrity Softball Game (July 13); and T-Mobile All Star FanFest at the Minneapolis Convention Center (July 11th-15)...placed on 15-day disabled list July 2 with right oblique strain...went on rehab assignment, playing four games with Single-A Cedar Rapids; reinstated August 11...recorded 300th career double August 11 at Houston...recorded 1,500th career hit two days later August 13 at Houston...became sixth Twin to record 1,500 hits joining Puckett (2,304), Carew (2,085), Oliva (1,917), Hrbek (1,749) and Killebrew (1,713)...tied career-high with 16-game hitting streak June 19-August 15, hitting .365 (23-for-63) with eight doubles, one home run and 14 RBI during the streak...drew 111th career intentional walk, passing Kent Hrbek and moving into sole possession of third on the Twins all-time list...reached base safely in 25 straight games June 19-August 23, at the time was the longest in baseball; longest for a Twin since Michael Cuddyer reached in 27 straight in 2010...played in 1,278th career game September 4 vs. Los Angeles-AL, tying him with Justin Morneau for seventh on the Twins all-time list; played in 1,279th September 5 moving into sole possession of seventh...hit 305th career double September 6 vs. Los Angeles-AL, tying Rod Carew for fourth on the Twins all-time list...hit 306th double September 9 at Cleveland, passing Carew and moving into sole possession of fourth on the Twins all-time list...hit .429 (24-for-56) with runners in scoring position in final 47 games, beginning June 17, the highest in baseball since that date.

2013: Played in the World Baseball Classic with Team USA, hitting .429 (9-for-21) with two doubles, one triple, two RBI and four runs scored in six games...started ninth Opening Day as catcher April 1 vs. Detroit, going 3-for-4 with a double and a walk...recorded 1,276th career hit April 7 at Baltimore, tying him with Gary Gaetti for sixth on the Twins all-time list; passed Gaetti with his 1,277th April 8 at Kansas City, moving into sole possession of sixth place...recorded 252nd career double April 15 vs. Los Angeles-AL, tying him with Gary Gaetti for seventh on Twins all-time list...passed Gaetti with his 253rd May 5 at Cleveland, moving into sole possession of seventh place...recorded 20th career four-hit game April 15 vs. Los Angeles-AL, recording three RBIs...had 21st career four-hit game the next night April 16 vs. Los Angeles-AL, also had three RBIs...it was the second time in his career recording consecutive four-hit games, last being June 26-27, 2006 vs. Los Angeles-NL...went 0-for-21 from April 23-30, the longest hitless stretch of his career...hit safely in 15 straight games April 30-May 18, the second longest streak of his career; batted .443 (27-for-61) during the streak with 12 doubles...recorded 259th and 260th doubles of career May 10 vs. Baltimore, tying and passing Torii Hunter and moving into sole possession of sixth place on the Twins all-time list...scored three runs May 11 vs. Baltimore, the 646th, 647th and

648th runs of his career, the first tied Gary Gaetti and Cesar Tovar for ninth on the Twins all-time list, the second run passed them and placed him ninth, the third run tied him with Bob Allison for eighth on the Twins all-time list...passed Allison with 649th May 13 vs. Chicago-AL and moved into sole possession of eighth place...was intentionally walked May 13 vs. Chicago-AL, the 99th of his career, tying Rod Carew for fifth most in Twins history...drew 100th May 21 at Atlanta...hit .371 (39-for-105) in May, the third highest average in the AL; his 12 doubles ranked fourth and his .455 on-base percentage for the month was tied with Miguel Cabrera for first...hit 100th career home run June 8 at Washington, a solo shot off Gio Gonzalez...scored 672nd career run June 23 at Cleveland, tying him with Torii Hunter for seventh on the Twins all-time list...passed Hunter with his 673rd June 25 at Miami...drew 599th and 600th career walks July 8 at Tampa Bay...named starting catcher on the American League All-Star team, his sixth appearance and fourth start, compiling 5,443,856 votes; he batted eighth and went 1-for-2, singling off Cliff Lee...placed on Paternity List July 24-29 and traveled back to Minnesota for the birth of his twin daughters Maren Virginia and Emily Teresa, who were born two minutes apart, beginning at 3:05 a.m. July 24...hit .360 (27-for-75) in 20 July games, the seventh best average in the AL; posted a .437 on-base percentage in the month, third best in the AL...tied career-high with five hits August 14 vs. Cleveland, marking his fifth career five-hit game, first since 2010...placed on 7-day disabled list August 20 with concussion-like symptoms, after suffering multiple foul balls to the mask August 19 vs. New York-NL; missed the Twins final 39 games...set a single-season career-high with 89 strikeouts...threw out 43% of baserunners attempting to steal, the second best percentage of career and highest since 2007...ranked third in baseball in batting average (.324) with a minimum of 400 at-bats; his .404 on-base percentage ranked sixth in baseball...hit .291 (78-for-268) with two strikes, the highest in baseball and fourth highest in Twins history...was Twins finalist for the Roberto Clemente Award, given by Major League Baseball and Chevrolet for community service excellence...won fifth Louisville Slugger Silver Slugger Award, one of seven Twins to ever win the award...given the Calvin R. Griffith Award for Most Valuable Twin voted on by the Twin Cities Chapter of the BBWAA, his third time winning the award...ranked by *Baseball America* in its annual tools survey as the third-best hitter in the AL (Miguel Cabrera and Mike Trout), second best strike zone judgment (Cabrera), and third best defensive catcher (Salvador Perez and Matt Wieters)...on November 11, it was announced that he would be moving from catcher to first base starting in 2014 due to inherent risks of future injury.

2012: Was Twins Opening Day catcher for eighth time in career, going 0-for-2 with two walks April 6 at Baltimore...hit second career home run at Target Field April 12 vs. Los Angeles-AL in his 468th career plate appearance at Target Field...batted .325 (26-for-80) with 13 RBI, 12 walks and a .419 on-base percentage in 21 April games...reached base via hit or walk in 19 of those games...tied career-high with three walks May 11 vs. Toronto...tied it again two days later May 13 vs. Toronto...also had three walks May 30 vs. Oakland and July 7 at Texas...had 19th career game with four-plus hits May 20 at Milwaukee, his first since August 18, 2010 vs. Chicago-AL...recorded 1,164th and 1,165th career hits June 17 vs. Milwaukee, tying and passing Cesar Tovar (1,164) and moving into ninth place on the Twins all-time hit list...hit 232nd career double June 24 at Cincinnati, tying Harmon Killebrew for ninth on the Twins all-time list...passed Killebrew and moved into sole possession of ninth with his 233rd career double June 29 vs. Kansas City...batted .397 (29-for-73) with nine multi-hit games and a .438 on-base percentage in 20 June games; .397 average was third highest in baseball...had season-high 12-game hitting streak June 17-July 3, batting .449 (22-for-49) in that span...selected as reserve on American League All-Star team, marking his fifth selection...finished second in voting among AL catchers (2,922,422) behind the Rangers Mike Napoli (4,317,718)...played 2.0 innings at first base and went 1-for-1 with a single...led American League in on-base percentage (.416) at All-Star break and ranked sixth in batting average (.326)...recorded 1,197th and 1,198th career hits July 17 vs. Baltimore, tying and passing Chuck Knoblauch (1,197), moving into sole possession of eighth place on Twins all-time list...that game also marked his 1,000th major league game...drew 513th career walk July 20 at Kansas City, tying Chuck Knoblauch for sixth on Twins all-time list...passed Knoblauch with 514th career walk July 22 at Kansas City, moving into sole possession of sixth place...hit go-ahead three-run homer with two outs in top of ninth inning August 4 at Boston off Alfredo Aceves, giving Twins the eventual 6-4 victory...hit 239th career double August 6 at Cleveland, tying him with Michael Cuddyer for eighth on Twins all-time doubles list...passed Cuddyer and moved into sole possession of eighth place with his 240th double August 10 vs. Tampa Bay...recorded 1,218th career hit August 10 vs. Tampa Bay, tying him with Torii Hunter for seventh on Twins all-time hits list...passed Hunter and moved into sole possession of seventh place with 1,219th hit August 12 vs. Tampa Bay...caught 831st career game August 24 at Texas, tying him with Earl Battey for most games caught in Twins history...passed Battey with his 832nd game and moved into sole possession of first place August 27 vs. Seattle...recorded 549th career walk September 28 vs. Detroit, tying him with Roy Smalley for fifth place on the Twins all-time walks list...passed Smalley and moved into sole possession of fifth place with his 550th September 29 vs. Detroit...batted .388 (31-for-80) in 22 September games, ranking first in AL and third in baseball; .485 on-base percentage ranked first in AL and second in baseball...hit .474 (9-for-19) with runners in scoring position in that time, second best in AL and third best in baseball...tied single-season career-high drawing 84th walk September 28 vs. Detroit; set single-season career-high drawing 85th walk September 29 vs. Detroit...tied single-season career-high playing in 146th game October 2 at Toronto; set single-season career high playing in 147th game October 3 at Toronto...played 74 games at catcher (72 starts), 30 games at first base and 42 as designated hitter...finished first in baseball with .416 on-base percentage and tied for third in AL in times on base (266); reached base four-plus times in 11 games...ranked first in baseball in three-hit games (23) and fourth among American Leaguers in batting average (.319) and walks (90)...ranked third in AL and fifth in baseball in batting average with runners in scoring position (.372)...was only player in baseball with 30-plus doubles, 80-plus RBI, 80-plus runs, 90-plus walks, .300-plus batting average and .400-plus on-base percentage...was one of two players in baseball with 90-plus walks (90) and less than 90 strikeouts (88), the other being Joey Votto (94 walks, 85 strikeouts)...rated best strike zone judgment and second best defensive catcher in American League by *Baseball America*'s annual best tools survey...finalist (Twins representative) for the Hank Aaron Award, recognizing the most outstanding offensive performer in each league...named to 2013 USA roster for World Baseball Classic.

2011: Was Twins Opening Day catcher for seventh time in career, marking the most ever by a Twins catcher, passing Butch Wynegar, who started six (1976-80, 82)...played in nine games before being placed on the 15-day disabled list with bilateral leg weakness April 14...played seven games on rehab assignment with Single-A Ft. Myers, batting .261 (6-for-23)...transferred to 60-day disabled list June 3; reinstated June 17...played first career game at first base, going 3-for-5 with two RBI July 7 vs. Chicago-AL...played 18 games at first base, batting .424 (28-for-66) and fielding .994 (1 error in 170 total chances) at that position...tied career-high with three walks July 15 vs. Kansas City and September 14 at Kansas City, his final game of the season...recorded 448th career walk, tying him with Tony Oliva for eighth on Twins all-time list July 23 vs. Detroit...passed Oliva and moved into sole possession of eighth place with 449th career walk July 27 at Texas...hit first home run of season July 27 at Texas, his first since September 15, 2010, a span of 203 plate appearances...recorded 450th career walk July 28 at Texas, tying him with Kirby Puckett for seventh place on Twins all-time list...passed Puckett and moved into sole possession of seventh place with 451st career walk July 29 at Oakland...recorded 210th career double, tying Chuck Knoblauch for 10th on Twins all-time list, August 8 vs. Boston...moved into sole possession of 10th on the list with 211th career double August 10 vs. Boston...made first major league start in rightfield August 18 vs. New York-AL...caught 759th career game August 4 at Los Angeles-AL, tying Butch Wynegar for second on the Twins all-time list for most games caught...caught 760th career game, surpassing Wynegar, August 5 vs. Chicago-AL, and moving into sole possession of second place...recorded 85th career intentional walk, tying Kirby Puckett for fifth on the Twins all-time list, July 29 at Oakland...moved into sole possession of fifth place on the list with 86th career intentional walk September 7 vs. Chicago-AL...reached safely via hit or walk 12 times in final 25 plate appearances September 7-14, posting a .520 on-base percentage in that span...placed on 15-day disabled list with pneumonia, ending his season September 22...named second best defensive catcher in the American League by *Baseball America* behind Baltimore's Matt Wieters.

2010: Was Twins Opening Day catcher for sixth time...hit first double at Target Field by a Twins player (second inning off Jon Lester) April 12 vs. Boston...caught 657th career game June 16 vs. Colorado, tying Tim Laudner for third place on Twins all-time list...passed Laudner on June 18 at Philadelphia, catching 658th career game...voted American League's starting catcher in 2010 All-Star Game for third time in career (4th career All-Star appearance); went 0-for-2 in the game with fly out and reaching on an error...amassed 5,372,606 votes, marking third most votes all-time, trailing only Ken Griffey Jr. (6,079,688) in 1994 and Albert Pujols (5,397,374) in 2009...became first catcher to be MLB's overall top vote-getter since Ivan Rodriguez of Texas in 2000...joined Rod Carew (1975, 77-78) as only other Twin to lead baseball in votes...had fourth career five-hit game and career-high seven RBI July 26 vs. Kansas City in Twins 19-1 victory...tied Cesar Tovar for 11th on club's all-time doubles list with his 193rd July 31 vs. Seattle...passed Tovar August 5 and moved into sole possession of 11th place with 194th career double August 5 at Tampa Bay...played in 800th career game August 13 vs. Oakland...hit first home run at Target Field (off Gavin Floyd), snapping a string of 209 consecutive plate appearances without a home run at Target Field August 18 vs. Chicago-AL...collected Twins only hit, breaking up a no-hitter with one out in the ninth inning off Neftali Feliz August 23 at Texas, marking second time in career in which he broke up a no-hitter in ninth (May 6, 2008 at Chicago-AL, Gavin Floyd)...named Pepsi's clutch performer for month of August after batting .380 (35-for-92) with seven doubles, two home runs, 16 RBI and 17 runs scored in 26 games...also posted .522 slugging percentage, .482 on-base percentage and recorded a hit in 19 of 26 games played (8 multi-hit games)...scored 500th career run September 7 vs. Kansas City...became 15th Twins player in club history with 500-plus runs...tied Bob Allison for 12th on club's all-time hits list with 999th career hit September 12 at Cleveland...recorded 1,000th career hit, a first-inning single off John Danks, September 14 at Chicago-AL...the hit also passed Bob Allison on Twins all-time hits list, moving him into sole possession of 12th place...hit 200th career double, becoming one of 11 Twins in club history with 200-plus doubles, September 16 at Chicago-AL...missed nine games in September with jammed left knee, suffered while running the bases September 19 vs. Oakland...hit 43rd double, placing him second on baseball's all-time list for doubles by a catcher in one season (Ivan Rodriguez, 47 in 1996) October 3 vs. Toronto...passed Brian Harper's 1990 total of 42, moving into first on Twins all-time single-season doubles list for a catcher...recorded five games with four-or-more hits, third-most in baseball...recorded 40 multi-hit games and 20 three-hit games...batted .389 against AL Central opponents...batted .516 against the Royals and .451 against the White Sox...was one of just four players in baseball with 40-plus doubles and a .320-plus batting average (Carlos Beltran, New York-NL; Miguel Cabrera, Detroit; and Josh Hamilton, Texas)...became just fourth Twin to post those numbers — Paul Molitor in 1996, Tony Oliva in 1964 and 65 and Kirby Puckett in 1988 and 89...awarded third consecutive Rawlings Gold Glove...won fourth Louisville Slugger Silver Slugger Award (3rd consecutive)...finished eighth in American League MVP voting with 97 points, including two third-place votes...named to *Baseball America's* major league All-Star team...ranked by *Baseball America* as the American League's best defensive catcher, second best overall hitter (Detroit's Miguel Cabrera) and second best strike-zone judgment (Boston's Kevin Youkilis) in their annual tools survey...was given the Dick Siebert Award for Upper Midwest Player of the Year and the Calvin R. Griffith Award for Most Valuable Twin by the Twin Cities Chapter of the BBWAA.

2009: Missed all of April on the 15-day disabled list due to inflammation of the right sacroiliac joint (April 2-30)...homered in first at-bat of season May 1 vs. Kansas City...hit safely in 14 straight games May 7-21, batting .418 (23-for-55) with seven multi-hit games, seven home runs, 14 runs scored, and 21 RBI...had second career grand slam and season-high six RBI May 21 at Chicago-AL...earned American League Player of the Week honors May 18-24...finished May with 11 home runs and 32 RBI, the first time in Twins history a player has reached 11 home runs and 30 RBI in same month...only other player in franchise history to accomplish the feat was Harmon Killebrew, who hit 13 home runs and drove in 37 runs in August 1960 with the Washington Senators...his 32 RBI set a Twins record for the month of May...earned American League Player of the Month honors for May after batting .414 (41-for-99) with seven doubles, one triple, 11 home runs, 19 walks, 32 RBI, 27 runs scored and recording an on-base percentage of .500 and a slugging percentage of .838...finished June batting .353 (36-for-102) with three home runs, 11 RBI and 16 runs scored with 10 multi-hit games...hit career-high 14th home run June 20 vs. Houston...finished first-half batting .373 (90-for-241) with 15 home runs, 49 RBI and 49 runs scored in just 64 games...his .373 first-half average was sixth highest in Twins pre-All-Star break history...selected to third All-Star game and voted by the fans as the starting catcher for the second straight season (in St. Louis)...went 1-for-3 in the All-Star game with a run scored and a game-tying RBI-double in the fifth inning...participated in State Farm Home Run Derby over the break, hitting five home runs and did not advance...for the month of August, led the AL in batting average (.391) and intentional walks (4), ranked second in hits (45), third in on-base percentage (.449), tied for fourth in runs (21), tied for fifth in home runs (8), fifth in slugging percentage (.652), and sixth in RBI (23)...had third four-hit game of season August 7 at Detroit...hit seven home runs in an 11-game span, with 17 RBI and .553 batting average August 7-18...hit safely in 24 of 28 games in August...hit safely in 110 of 138 games overall (80%)...won third American League batting title, becoming one of just 10 players in major league history to win three-or-more batting titles, and the first to win back-to-back batting titles since Nomar Garciaparra of Boston in 1999 and 2000...finished ninth in the American League in multi-hit games (55) and first in three-hit games (23)...led American League with .365 batting average, .444 on-base percentage and .587 slugging percentage...only 12 players have ever led the American League in all three, with the last being Kansas City's George Brett in 1980...of the 12 AL players to do it, 10 are in the Baseball Hall of Fame (Ted Williams, 5 times; Ty Cobb, 3; Napoleon Lajoie, 2; and George Stone, Tris Speaker, Babe Ruth, Lou Gehrig, Jimmie Foxx, Frank Robinson, Carl Yastrzemski, Fred Lynn and George Brett, 1)...no catcher in either league had ever led in all three categories at the end of a season before Mauer...named *Baseball America's* Player of the Year and MLB Players Choice Award's American League Most Outstanding Player...was given the Calvin R. Griffith Award for Most Valuable Twin and the Dick Siebert Award for Upper Midwest Player of the Year by the Twin Cities chapter of the BBWAA...was given his second Rawlings Gold Glove Award...won Louisville Slugger Silver Slugger Award...was named the American League's Most Valuable Player, becoming the fifth player in club history to win the award (Zoilo Versalles, 1965; Harmon Killebrew, 1969; Rod Carew, 1977; and Justin Morneau, 2006)...became the first catcher to win the AL MVP since Ivan Rodriguez with Texas in 1999.

2008: Finished first-half third in AL in batting (.322) behind Ian Kinsler (.337) of Texas and Justin Morneau (.323)...became first Twins catcher to start an All-Star Game July 15 at New York-AL, going 1-for-1 with a walk...had career-high 16-game hit-streak from August 4-24, batting .349 (22-for-63) with one home run, 10 RBI and 13 runs scored...had second career five-hit game and season-high four RBI August 29 at Oakland...his .362 batting average with runners in scoring position ranked seventh in American League...was one of just four catchers to log 1,200-plus innings behind the plate, and ranked second in league by throwing out 36% of potential base stealers...finished season four points ahead of Dustin Pedroia (Boston) to win his second batting title in three years (2006)...it was 13th American League batting title won by a Minnesota Twin in 48-year existence of team as he joined Tony Oliva and Rod Carew as only Twins who have won multiple titles...joined Buddy Myer (Washington, 1935) and Joe Cronin (Washington, 1931) as only players in franchise history to hit over .300, score over 95 runs, record 30-plus doubles, drive in 80-plus runs and walk 80-plus times in a single season...was given the Dick Siebert Award for Upper Midwest Player of the Year and the Carl R. Pohlad Community Service Award by the Twin Cities chapter of the BBWAA...won first Rawlings Gold Glove Award, becoming second Twins catcher to win the award (Earl Battey in 1961 and 62)...became first American League player to win batting title and Gold Glove in same season since Ichiro Suzuki (Seattle) in 2004...won Louisville Slugger Silver Slugger Award.

2007: Disabled with strained left quadriceps May 6-June 8...began rehab assignment at Single-A Ft. Myers June 6...hit first career grand slam June 29 at Detroit...hit inside-the-park home run July 21 vs. Los Angeles-AL...threw out 19 of 40 (48%) runners attempting to steal.

2006: Named American League Player of the Week June 5-11...named AL Player of the Month for July...selected to first career All-Star team July 11

at Pittsburgh...was intentionally walked 21 times, second highest single-season total by a Twin (Killebrew, 23 in 1970)...finished season hitting .347 and won the AL batting title...became first AL catcher to win batting title and at 23, the youngest batting champ since Alex Rodriguez (21) in 1996...the last catcher to win batting title was Ernie Lombardi in 1942 with the Boston Braves...won Dick Siebert Award for Upper Midwest Player of the Year, by the Twin Cities chapter of the BBWAA...won Louisville Slugger Silver Slugger Award.

2005: Threw out 17 of 48 (35%) runners attempting to steal to up career totals to 22 of 64 (34%)...led club in batting (.294) and walks (61), tied for lead in intentional walks (12), second in hits (144) and multi-hit games (41), tied for second in stolen bases (13), and third in doubles (26).

2004: Made major league debut and singled off Rafael Betancourt for first big league hit April 5 vs. Cleveland...disabled with medial meniscus tear in left knee April 7-June 2...had surgery to remove meniscus in left knee April 8...began rehab assignment at Ft. Myers May 26 and continued rehab at Rochester...hit first major league homer off Esteban Yan June 6 vs. Detroit...had first career two-homer game June 30 vs. Chicago-AL...had first career four-hit game July 7 vs. Kansas City...disabled for remainder of season with sore left knee July 19...won Bill Boni Award as Twins Outstanding Rookie, awarded by the Twin Cities chapter of the BBWAA...ranked top prospect in the Twins organization by *Baseball America* entering the 2005 season.

2003: Began season at Single-A Ft. Myers...named Twins minor league Player of the Week May 24-30...played in Florida State League All-Star Game...promoted to Double-A New Britain June 16...played for United States team in the Futures Game at U.S. Cellular Field in Chicago...named Twins minor league Player of the Month for July...named Topps Eastern League Player of the Month for July...led both Florida State League and Eastern League in throwing out runners attempting to steal...led Twins minor leaguers in hits (172), second in RBI (85), and fourth in walks (49)...was fifth among all minor leaguers in hits and was 11th in batting average (.338)...led all minor league catchers in batting...selected to Florida State League Postseason All-Star team...rated best hitting prospect and best defensive catcher in Florida State League by *Baseball America*...named to *Baseball America's* minor league All-Star team and All-Defensive team...rated best prospect in Eastern League and Florida State League...named Teenager of the Year by Sportsticker...named minor league Player of the Year by *Baseball America* and Sportsticker...won Sherry Robertson Award as Twins minor league Player of the Year...played for Team USA in Olympic Qualifying Tournament in Panama...ranked top prospect in the Twins organization by *Baseball America* entering the 2004 season.

2002: Selected to Midwest League All-Star team June 18 at Lansing...disabled for remainder of season after surgery to repair hernia August 30...led club in walks (61), was second in batting (.302), hits (124) and RBI (62), tied for second in doubles (23), and fourth in at-bats (411) and runs (58)...named to Sportsticker's Midwest League All-Star team and Midwest League Postseason All-Star team...named to Topps Single-A All-Star Team...rated top minor league catching prospect, second best arm strength, third best receiving skills and best defensive catcher in Midwest League by *Baseball America*...selected to Low Single-A All-Star team by *Baseball America*...ranked top prospect in the Twins organization by *Baseball America* entering the 2003 season.

2001: Named Twins minor league Player of the Week, going 14-for-29 (.483) August 26-September 1...named Twins minor league Player of the Month for August, going 44-for-107 (.411)...rated as top prospect in Appalachian League and top minor league catching prospect by *Baseball America*.

PROFESSIONAL: Selected by Twins first overall in 2001 First-Year Player Draft; signed by scout Mark Wilson.

MAUER'S PLAYING RECORD

YEAR	CLUB	AVG	G	AB	R	H	2B	3B	HR	RBI	SH	SF	HBP	BB	SO	SB	CS	E	OBP
2001	Elizabethhton	.400	32	110	14	44	6	2	0	14	0	0	1	19	10	4	0	4	.492
2002	Quad Cities	.302	110	411	58	124	23	1	4	62	0	2	2	61	42	0	0	6	.393
2003	Ft. Myers	.335	62	233	25	78	13	1	1	44	0	3	1	24	24	3	0	0	.395
	New Britain	.341	73	276	48	94	17	1	4	41	0	4	5	25	25	0	0	3	.400
2004	Rochester	.316	5	19	1	6	3	0	0	2	0	1	0	1	4	0	0	0	.333
	Ft. Myers	.667	2	6	0	4	0	0	0	2	0	0	0	2	2	0	0	0	.750
	MINNESOTA	.308	35	107	18	33	8	1	6	17	0	3	1	11	14	1	0	2	.369
2005	MINNESOTA	.294	131	489	61	144	26	2	9	55	0	3	1	61	64	13	1	5	.372
2006	MINNESOTA	.347	140	521	86	181	36	4	13	84	0	7	1	79	54	8	3	4	.429
2007	Ft. Myers	.000	1	3	0	0	0	0	0	0	0	0	0	1	0	0	0	0	.250
	MINNESOTA	.293	109	406	62	119	27	3	7	60	2	3	3	57	51	7	1	1	.382
2008	MINNESOTA	.328	146	536	98	176	31	4	9	85	1	11	1	84	50	1	1	3	.413
2009	Ft. Myers	.400	5	15	2	6	2	0	0	4	0	1	0	2	1	0	0	0	.444
	MINNESOTA	.365	138	523	94	191	30	1	28	96	0	5	2	76	63	4	1	3	.444
2010	MINNESOTA	.327	137	510	88	167	43	1	9	75	0	6	3	65	53	1	4	3	.402
2011	Ft. Myers	.261	7	23	3	6	2	0	1	6	0	0	1	3	1	0	0	0	.370
	MINNESOTA	.287	82	296	38	85	15	0	3	30	0	2	3	32	38	0	0	5	.360
2012	MINNESOTA	.319	147	545	81	174	31	4	10	85	1	3	2	90	88	8	4	5	.416
2013	MINNESOTA	.324	113	445	62	144	35	0	11	47	0	2	0	61	89	0	1	3	.404
2014	Cedar Rapids	.400	4	15	2	6	0	0	0	0	1	0	0	0	0	1	0	0	.400
	MINNESOTA	.277	120	455	60	126	27	2	4	55	0	2	1	60	96	3	0	3	.361
2015	MINNESOTA	.265	158	592	69	157	34	2	10	66	1	5	1	67	112	2	1	5	.338
2016	MINNESOTA	.261	134	494	68	129	22	4	11	49	0	2	1	79	93	2	0	2	.363
	Minor League Totals	.331	301	1111	153	368	66	5	10	176	0	11	10	138	110	7	0	13	.406
	Major League Totals	.308	1590	5919	885	1826	365	28	130	804	5	54	20	822	865	50	17	44	.391

MAUER'S CAREER FIELDING RECORD

POSITION	PCT	G	PO	A	E	TC	DP	PB
Catcher	.995	920	5831	323	30	6184	39	40
First Base	.996	388	3293	252	14	3559	335	—
Outfield	1.000	1	3	0	0	3	0	—
Totals	.995	1309	9127	575	44	9746	374	40

MAUER'S DIVISION SERIES RECORD

YEAR	OPPONENT	AVG	G	AB	R	H	2B	3B	HR	RBI	SH	SF	HBP	BB	SO	SB	CS	E	OBP
2006	Oakland	.182	3	11	0	2	0	0	0	0	0	0	0	1	0	0	0	0	.250
2009	New York-AL	.417	3	12	1	5	1	0	0	1	0	0	0	2	4	0	0	0	.500
2010	New York-AL	.250	3	12	0	3	0	0	0	0	0	0	0	1	3	0	0	1	.250
Division Series Totals		.286	9	35	1	10	1	0	0	1	0	0	0	4	7	0	0	1	.359

MAUER'S ALL-STAR GAME RECORD

YEAR	HOST	AVG	G	AB	R	H	2B	3B	HR	RBI	SH	SF	HBP	BB	SO	SB	CS	E	OBP
2006	Pittsburgh	.000	1	2	0	0	0	0	0	0	0	0	0	0	1	0	0	0	.000
2008	New York-AL	1.000	1	1	0	1	0	0	0	0	0	0	0	1	0	0	0	0	1.000
2009	St. Louis	.333	1	3	1	1	1	0	0	1	0	0	0	0	0	0	0	0	.333
2010	Los Angeles-AL	.000	1	2	0	0	0	0	0	0	0	0	0	0	0	0	0	0	.000
2012	Kansas City	1.000	1	1	0	1	0	0	0	0	0	0	0	0	0	0	0	0	1.000
2013	New York-NL	.500	1	2	0	1	0	0	0	0	0	0	0	0	0	0	0	0	.500
All-Star Game Totals		.364	6	11	1	4	1	0	0	1	0	0	0	1	1	0	0	0	.417

MAUER'S WORLD BASEBALL CLASSIC RECORD

YEAR	CLUB	AVG	G	AB	R	H	2B	3B	HR	RBI	SH	SF	HBP	BB	SO	SB	CS	E	OBP
2013	USA	.429	6	21	4	9	2	1	0	2	0	0	0	5	4	0	0	0	.538

ROBERTO CLEMENTE AWARD

Since 1971, Major League Baseball has annually presented an award that recognizes a player who best exemplifies the game of baseball through sportsmanship, community involvement and positive contributions to his team.

In 1973, following the tragic death of Roberto Clemente, the award was named to honor the man whose spirit and goodwill will always be remembered. The 12-time All-Star and Hall of Famer was killed in a plane crash in 1972 delivering food and medical supplies to earthquake victims in Nicaragua. The award recognizes those individuals who truly understand the value of helping others.

A panel of baseball dignitaries, including Vera Clemente and the Commissioner, annually selects the winner from a list of 30 candidates, one from each Major League Baseball Club. The winner of the national Roberto Clemente Award is announced during a pre-game ceremony at the World Series. Past winners include Jamie Moyer, Jim Thome, Rod Carew (Twins - 1977), Dave Winfield (Twins - 1994), Kirby Puckett (Twins - 1996), Curt Schilling, Al Leiter, Tony Gwynn, Willie Mays, Ozzie Smith, Derek Jeter, Albert Pujols, John Smoltz, Cal Ripken, Jr. and Andrew McCutchen.

The 2016 Minnesota Twins Roberto Clemente Award nominee was Joe Mauer.



TREVOR MAY

HEIGHT/WEIGHT: 6-5/240
BATS/THROWS: R/R
BORN: 9/23/89 in Longview, WA
AGE: 27
RESIDES: Kelso, WA
ACQUIRED: Trade with Philadelphia, 12/6/12
M.L. SERVICE: 2 years, 51 days
CONTRACT STATUS: Signed thru 2016



@TREVOMAYS

2016		GAME HIGHS		CAREER	
IP: 2.1, 7/24 at BOS	Walks: 3, 4/15 vs. LAA		IP: 7.0, 2x, last 6/3/15 at BOS	Walks: 7, 8/9/14 at OAK	
SO: 4, 4/4 at BAL	CG: --		SO: 10, 9/14/14 at CWS	CG: --	
Win Streak: 2, 7/16-29	Low-Hit: --		Win Streak: 4, 7/6-8/7/15	Low-Hit: --	

PERSONAL: Trevor J. May...2008 graduate of Kelso (WA) High School where he was a valedictorian...went 11-1 his senior year to help team to the Class 3A state championship game...produces music and enjoys DJing in spare time...participated in Twins Winter Caravan in 2016.

CAREER HIGHLIGHTS: Starting pitcher throughout professional career but moved to bullpen for most of 2015...selected to play in SiriusXM Futures Game at Target Field in 2014 but did not pitch (injury)...in 2014, finished third in Twins organization in strikeouts (138), behind Phil Hughes (186) and Alex Meyer (153)...ranked ninth best prospect and best changeup in Twins system by *Baseball America* entering 2015 and eighth best prospect and best changeup in the Twins system by *Baseball America* entering 2014...acquired by Twins at Winter Meetings in December of 2012 along with pitcher Vance Worley in exchange for outfielder Ben Revere...originally Philadelphia's fourth round pick in 2008 First-Year Player Draft.

2016:

- ✦ Made Twins Opening Day roster for first time in career.
- ✦ Posted a 1.89 ERA (19.0 IP, 4 ER) with opponents hitting .181, eight walks and 27 strikeouts, through May 10.
- ✦ Ranked second in baseball in strikeouts (40) among relievers through games of June 1, trailing only New York-AL's Dellin Betances (47).
- ✦ Placed on 15-day disabled list June 10 with low back spasms.
- ✦ Pitched in four games for Triple-A Rochester on rehab assignment; returned from rehab assignment and reinstated July 5.
- ✦ Appeared in 100th career game August 4 at Cleveland.
- ✦ Placed back on 15-day disabled list August 10 with low back strain; reinstated September 9, made just one more appearance and placed back on disabled list September 12, ending his season.
- ✦ Held left-handed hitters to a .153 (9-for-59) batting average with Minnesota and right-handed hitters to a .275 (30-for-109) average.
- ✦ Posted a strikeout-per-9.0 innings pitched ratio of 12.66, seventh best in the AL and 10th in baseball (minimum of 40.0 IP).

2015: Played in third career Twins spring training and was optioned to Triple-A Rochester March 28...was slated to be Triple-A Rochester third starter but was recalled by Minnesota on April 11 when Ricky Nolasco was placed on DL with right elbow inflammation...made start in Home Opener April 13 vs. Kansas City, allowing five runs on eight hits in 5.1 innings pitched with one walk and four strikeouts and was issued the loss...pitched 7.0-shutout innings with two hits allowed, no walks and nine strikeouts, which tied a season-high (previous May 23 at Chicago-AL) June 3 at Boston...moved to the bullpen upon Ervin Santana's reinstatement from the 80-day restricted list in beginning of July; had gone 4-7, 4.37 ERA (80.1 IP, 39 ER) with 18 walks and 71 strikeouts in 15 starts...held opponents scoreless in 14 consecutive relief appearances (13.0 IP) from July 25-August 28...recorded six holds from August 21 through the end of the season, the most on the Twins in that span...went 4-8, 4.43 ERA (83.1 IP, 41 ER) with 18 walks and 73 strikeouts in 16 starts and 4-1, 2.87 ERA (31.1 IP, 10 ER) with eight walks and 37 strikeouts in 32 relief appearances...led all AL rookies in strikeouts-per-walk (4.23) with a minimum of 100.0 IP and ranked fourth in strikeouts (110), tied for seventh in games (48) and tied for ninth in holds (7).

2014: Optioned to Triple-A Rochester from Twins spring training March 9...set season-high with 11 strikeouts May 1 vs. Louisville (6.0 IP)...tied season-high with 11 strikeouts again June 16 vs. Pawtucket (8.1 IP)...pitched first complete game May 13 vs. Columbus, the sixth of minor league career...went 4-2, 1.47 ERA (36.2 IP, 6 ER) with 34 strikeouts and 15 walks in six May starts...selected to participate in SiriusXM Futures Game at Target Field, replacing St. Louis prospect Marco Gonzalez (recall)...placed on 7-day disabled list June 26 with right calf strain (suffered June 21 at Buffalo); could not play in Futures Game (replaced by teammate Alex Meyer)...reinstated July 13 and made four starts for the Red Wings before being recalled August 9...made major league debut in a start August 9 at Oakland, allowing four runs on three hits and seven walks in 2.0 innings pitched, being dealt the loss...earned first major league win September 3 vs. Chicago-AL, allowing three runs on six hits in 5.0 innings pitched, with one walk and six strikeouts as the Twins won 11-4...set season and career-high with 10 strikeouts (6.0 IP) September 14 at Chicago-AL; eighth different rookie in club history to record double-digit strikeouts; 12th different time, and first since Matt Garza in 2007...combined to go 11-12, 4.44 ERA (144.0 IP, 71 ER) with 61 walks and 138 strikeouts between Rochester and Minnesota...finished third in the organization in strikeouts (138), behind Phil Hughes (186) and Alex Meyer (153)...ranked ninth best prospect and best changeup in Twins system by *Baseball America* entering 2015.

2013: Participated in first Twins major league spring training and optioned March 11...spent his first season in the Twins organization with Double-A New Britain...pitched two 7.0-inning complete game shutouts — April 24 at New Hampshire and May 10 vs. Portland (Game 2)...named Twins minor league Player of the Week for June 21, tossing 7.2 shutout innings with four hits allowed, one walk and nine strikeouts, earning the win June 18 at Erie...had season-high 10 strikeouts twice — May 10 vs. Portland (7.0 IP) and August 31 vs. Reading (7.0 IP)...struck out six-plus in 16 starts and eight-plus in eight starts...named to Eastern League All-Star East team but did not play...led the Eastern League in strikeouts (159), tied for first in starts (27) and ranked fifth in innings pitched (151.2)...led the Rock Cats in wins (9)...played in the Arizona Fall League with Glendale Desert Dogs, going 0-2, 3.21 ERA (14.0 IP, 5 ER) with four walks and 12 strikeouts in nine games (1 start)...named eighth best prospect and best changeup in the Twins system by *Baseball America* entering 2014.

2012: Spent the season with Double-A Reading (Philadelphia)...went 5-0, 2.40 ERA (30.0 IP, 8 ER) with eight walks and 33 strikeouts in five April starts...did not allow a home run in first eight starts (46.1 IP) April 6-May 16...led the Eastern League in strikeouts (151), was tied for first in starts (28), tied for eighth in wins (10), and 10th in innings (149.2)...struck out seven-plus batters in nine of 28 starts and eight-plus in four starts; averaged 9.1 strikeouts-per-9.0 innings pitched...acquired by Twins via trade with Philadelphia along with pitcher Vance Worley, in exchange for outfielder Ben Revere December 12.

2011: Spent season with Single-A Clearwater...named Phillies Pitcher of the Week May 30-June 5...named Phillies minor league Pitcher of the Month for June, going 2-2, 1.50 ERA (30.0 IP, 5 ER) with 13 walks and 40 strikeouts in five starts...named to Florida State League All-Star team and earned the win (1.0 IP)...was the 50th anniversary of the FSL All-Star game, which was played at Bright House Field, his home club's park in Clearwater, FL...named FSL Pitcher of the Week twice...struck out 208 batters in 151.1 IP (12.37 K/9.0 IP), third-most in all of minor league baseball...recorded double-digit strikeouts seven times, including 14 strikeouts June 22 at Tampa (7.0 IP), the most strikeouts by a Phillies minor league pitcher since at least 1980...led the Florida State League in strikeouts and shutouts (2), tied for second in complete games (3) and starts (27), and ranked third in innings pitched (151.1)...given Paul Owens Award as best pitcher in the Phillies minor league system...named the top prospect in the Phillies minor league system by *Baseball America* entering 2012.

2010: Began season with Single-A Clearwater...selected as a Florida State League Midseason All-Star...transferred to Single-A Lakewood July 4...named Phillies minor league Pitcher of the Week July 26-August 1...averaged 12.13 strikeouts-per-9.0 IP between both levels...named the fifth best prospect in the Phillies minor league system by *Baseball America* entering the 2011 season.

2009: Spent the season with Single-A Lakewood (Philadelphia)...named Phillies minor league Pitcher of the Week August 31-September 7...averaged 11.06 strikeouts-per-9.0 IP...held opponents to a .211 batting average...went 1-0, 0.00 ERA (11.0 IP) with 11 strikeouts in two postseason starts.

2008: Began professional career with the GCL Phillies...participated in Florida Instructional League.

PROFESSIONAL: Selected by Philadelphia in fourth round of 2008 First-Year Player Draft; signed by Dave Ryles.

MAY'S PITCHING RECORD

YEAR	CLUB	W-L	ERA	G	GS	CG	SH	SV	IP	H	R	ER	HR	HB	BB	SO	WP	BK	BAA
2008	GCL Phillies	1-1	3.75	5	2	0	0	0	12.0	11	7	5	0	1	7	11	1	0	.256
2009	Lakewood	4-1	2.56	15	15	0	0	0	77.1	58	24	22	3	2	43	95	6	1	.211
2010	Clearwater	5-5	5.01	16	14	0	0	0	70.0	53	41	39	7	5	61	90	9	1	.212
	Lakewood	7-3	2.91	11	11	0	0	0	65.0	51	22	21	3	1	20	92	5	0	.214
2011	Clearwater	10-8	3.63	27	27	3	2	0	151.1	121	65	61	8	5	67	208	8	0	.221
2012	Reading	10-13	4.87	28	28	0	0	0	149.2	139	87	81	22	11	78	151	8	1	.249
2013	New Britain	9-9	4.51	27	27	2	2	0	151.2	149	79	76	14	8	67	159	7	0	.256
2014	Rochester	8-6	2.84	18	18	1	1	0	98.1	75	33	31	4	0	39	94	2	0	.209
	MINNESOTA	3-6	7.88	10	9	0	0	0	45.2	59	41	40	7	2	22	44	3	0	.314
2015	MINNESOTA	8-9	4.00	48	16	0	0	0	114.2	127	53	51	11	4	26	110	4	0	.279
2016	Rochester	0-1	2.45	4	0	0	0	1	3.2	1	1	1	0	1	1	6	1	0	.083
	MINNESOTA	2-2	5.27	44	0	0	0	0	42.2	39	26	25	7	2	17	60	10	0	.232
	Minor League Totals	54-47	3.89	151	142	6	5	1	779.0	658	359	337	61	34	383	906	47	3	.230
	Major League Totals	13-17	5.14	102	25	0	0	0	203.0	225	120	116	25	8	65	214	17	0	.277

MAY'S CAREER FIELDING RECORD

POSITION	PCT	G	PO	A	E	TC	DP	PB
Pitcher	.864	102	7	12	3	22	0	—

MAY'S BATTING RECORD

BATTING	AVG	AB	R	H	2B	3B	HR	RBI	SH	SF	HBP	BB	SO	SB	CS	OBP
Career	.000	3	0	0	0	0	0	0	0	0	0	0	3	0	0	.000

MAY'S 2016 GAME LOGS

DATE	OPP.	W	L	SV	SVO	HLD	ERA	GS	CG	IP	H	R	ER	HR	BB	IBB	HB	SO	AVG	#PIT
4/4	@Bal	0	0	0	0	0	0.00	0	0	2.0	2	0	0	0	0	0	0	4	.250	31
4/7	@Bal	0	0	0	1	0	2.25	0	0	2.0	2	1	1	1	0	0	0	3	.267	31
4/10	@KC	0	1	0	0	0	1.93	0	0	0.2	0	1	0	0	2	0	0	1	.235	25
4/11	CWS	0	0	0	0	0	3.18	0	0	1.0	1	1	1	0	1	0	0	2	.238	22
4/14	CWS	0	0	0	0	0	2.84	0	0	0.2	1	0	0	0	0	0	0	1	.240	20
4/15	LAA	0	0	0	0	0	2.57	0	0	0.2	0	0	0	0	3	0	0	1	.222	32
4/17	LAA	0	0	0	0	0	2.25	0	0	1.0	0	0	0	0	0	0	0	2	.200	14
4/21	@Mil	0	0	0	0	0	2.00	0	0	1.0	0	0	0	0	0	0	0	1	.182	11
4/24	@Was	0	0	0	1	3.60	0	0	0	1.0	3	2	2	0	0	0	0	1	.231	29
4/25	Cle	0	0	0	0	0	3.18	0	0	1.1	1	0	0	0	0	0	0	2	.227	20
4/27	Cle	0	0	0	0	0	2.92	0	0	1.0	0	0	0	0	1	1	0	2	.208	21
4/30	Det	0	0	0	0	0	2.57	0	0	1.2	0	0	0	0	1	0	0	1	.189	24
April		0	1	0	1	1	2.57	0	0	14.0	10	5	4	1	8	1	0	21	.189	278
5/1	Det	0	0	0	0	0	2.40	0	0	1.0	1	0	0	0	0	0	0	2	.193	17
5/4	@Hou	0	0	0	0	0	2.25	0	0	1.0	0	0	0	0	0	0	0	1	.180	9
5/6	@CWS	0	0	0	0	0	2.12	0	0	1.0	1	0	0	0	0	0	1	2	.185	20
5/8	@CWS	0	0	0	0	0	2.00	0	0	1.0	0	0	0	0	0	0	0	0	.176	16
5/10	Bal	0	0	0	0	0	1.89	0	0	1.0	1	0	0	0	0	0	0	1	.181	13
5/13	@Cle	0	1	0	1	0	3.20	0	0	0.2	3	3	3	0	1	0	0	2	.208	28
5/15	@Cle	0	0	0	0	1	3.48	0	0	1.0	1	1	1	1	0	0	0	1	.210	16
5/17	@Det	0	0	0	0	0	4.79	0	0	0.0	4	3	3	2	0	0	0	0	.247	9
5/20	Tor	0	0	0	0	0	5.14	0	0	0.1	2	1	1	1	0	0	0	0	.261	15
5/23	KC	0	0	0	0	0	5.64	0	0	1.1	4	2	2	0	0	0	0	2	.281	37
5/25	KC	0	0	0	0	1	5.56	0	0	0.1	0	0	0	0	0	0	0	1	.278	6
5/28	@Sea	0	0	0	0	1	5.32	0	0	1.0	0	0	0	0	0	0	0	2	.270	11
5/29	@Sea	0	0	0	0	1	5.11	0	0	1.0	0	0	0	0	0	0	1	0	.265	11
5/31	@Oak	0	0	0	0	0	5.33	0	0	0.2	0	1	1	0	1	0	0	2	.260	17
May		0	1	0	1	4	8.74	0	0	11.1	17	11	11	4	2	0	2	16	.333	225
6/1	@Oak	0	0	0	0	0	5.13	0	0	1.0	0	0	0	0	0	0	0	3	.252	14
6/8	Mia	0	0	0	0	0	5.06	0	0	0.1	0	0	0	0	0	0	0	0	.250	2
6/9	Mia	0	0	0	0	0	6.08	0	0	0.0	3	3	3	0	0	0	0	0	.270	18
June		0	0	0	0	0	20.25	0	0	1.1	3	3	3	0	0	0	0	3	.429	34
7/5	Oak	0	0	0	0	0	5.86	0	0	1.0	1	0	0	0	0	0	0	1	.267	29
7/7	@Tex	0	0	0	0	0	5.65	0	0	1.0	0	0	0	0	0	0	0	1	.261	12
7/9	@Tex	0	0	0	0	0	5.46	0	0	1.0	1	0	0	0	0	0	0	2	.260	19
7/15	Cle	0	0	0	0	0	5.34	0	0	0.2	0	0	0	0	1	0	0	1	.256	16
7/16	Cle	1	0	0	0	0	5.28	0	0	0.1	0	0	0	0	0	0	0	0	.254	2
7/21	@Bos	0	0	0	0	0	6.06	0	0	2.0	3	4	4	1	1	0	0	1	.259	38
7/24	@Bos	0	0	0	0	0	5.66	0	0	2.1	0	0	0	0	1	0	0	2	.248	36
7/27	Atl	0	0	0	0	0	5.45	0	0	1.1	1	0	0	0	0	0	0	3	.247	26
7/29	CWS	1	0	0	0	0	5.30	0	0	1.0	0	0	0	0	0	0	0	0	.242	12
7/31	CWS	0	0	0	0	1	5.17	0	0	1.0	0	0	0	0	0	0	0	1	.237	12
July		2	0	0	0	1	3.09	0	0	11.2	6	4	4	1	3	0	0	12	.146	202
8/1	@Cle	0	0	0	0	0	5.03	0	0	1.0	0	0	0	0	1	0	0	3	.232	21
8/3	@Cle	0	0	0	0	0	4.91	0	0	1.0	0	0	0	0	0	0	0	1	.228	11
8/4	@Cle	0	0	0	0	0	4.79	0	0	1.0	0	0	0	0	0	0	0	2	.224	17
8/6	@TB	0	0	0	0	0	4.89	0	0	1.0	1	1	1	1	2	0	0	1	.224	36
August		0	0	0	0	0	2.25	0	0	4.0	1	1	1	1	3	0	0	7	.077	85
9/11	Cle	0	0	0	0	0	5.27	0	0	0.1	2	2	2	0	1	0	0	1	.232	17
Sep/Oct		0	0	0	0	0	54.00	0	0	0.1	2	2	2	0	1	0	0	1	.667	17
Totals		2	2	0	2	6	5.27	0	0	42.2	39	26	25	7	17	1	2	60	.232	841



ADALBERTO MEJÍA

HEIGHT/WEIGHT: 6-3/210
BATS/THROWS: R/L
BORN: 6/20/1993 in Bonao, DR
AGE: 23
RESIDES: Bonao, DR
ACQUIRED: Trade with San Francisco, 7/28/16
M.L. SERVICE: 1 day
CONTRACT STATUS: Signed thru 2016



2016		GAME HIGHS		CAREER	
IP: 2.1, 8/20 at KC	Walks: 1, 8/20 at KC		IP: 2.1, 8/20/16 at KC	Walks: 1, 8/20/16 at KC	
SO: --	CG: --		SO: --	CG: --	
Win-Streak: --	Low-Hit: --		Win-Streak: --	Low-Hit: --	

PERSONAL: Adalberto Mejía (ah-dawl-BARE-toh meh-HEE-uh).

2016:

- Attended Giants spring training; optioned to Double-A Richmond March 14.
- Began season with Richmond going 3-2, 1.94 ERA (65.0 IP, 14 ER) with 16 walks and 58 strikeouts in 11 starts.
- Promoted to Triple-A Sacramento June 17...went 4-1, 4.20 ERA (40.2 IP, 19 ER) with 11 walks and 43 strikeouts in seven starts for Sacramento.
- Traded to Minnesota in exchange for infielder Eduardo Nunez July 28...reported to Triple-A Rochester.
- Made three starts for the Red Wings going 1-2, 4.66 ERA (19.1 IP, 10 ER) with three walks and 20 strikeouts before being recalled August 20.
- Made major league debut August 20 at Kansas City, allowing two runs on five hits in 2.1 innings of relief...optioned back to Rochester following the game.
- Combined to go 9-5, 3.00 (132.0 IP, 44 ER) with 30 walks and 126 strikeouts in 22 starts between Richmond, Sacramento and Rochester.

2015: Returned from his suspension in June and posted a record of 5-2, 2.45 ERA (51.1 IP, 14 ER) over 12 appearances (nine starts) for Double-A Richmond...pitched in the Arizona Fall League, going 2-2 with a 3.48 ERA in seven starts for the Scottsdale Scorpions...was invited to Giants Major League spring training camp for the first time in his career...added to the Giants 40-man roster on November 20, 2015...ranked by *Baseball America* as the Giants No. 10 prospect entering the 2016 season.

2014: Ranked as the Giants fourth best prospect entering the season...spent entire season with Double-A Richmond, going 7-9 with a 4.67 ERA (108.0 IP, 56 ER) in 22 appearances (21 starts)...was placed on the disabled list with plantar fasciitis from July 5-13...also missed seven days on the disabled list with a blister (July 21-27)...was suspended for 50 games by Major League Baseball for testing positive for a banned stimulant on November 14, 2014.

2013: Spent a majority of the season with Single-A San Jose...made 16 starts for San Jose going 7-4, 3.31 ERA (87.0 IP, 32 ER)...made one start for Triple-A Fresno allowing two runs on five hits in 5.0 innings.

2012: Spent entire season with Single-A Augusta, making 30 appearances (14 starts)...went 6-5, 4.04 ERA (78.0 IP, 35 ER) with 13 walks and 44 strikeouts in 14 starts.

2011: Began professional career with the DSL Giants, making 13 starts and posting a 1.42 ERA (76.0 IP, 12)...did not allow a home run all season and walked eight compared to striking out 71.

PROFESSIONAL: Signed by San Francisco as an undrafted free agent February 1, 2011.

MEJIA'S PITCHING RECORD

YEAR	CLUB	W-L	ERA	G	GS	CG	SHO	S	IP	H	R	ER	HR	HB	BB	SO	WP	BK	BAA
2011	DSL Giants	5-2	1.42	13	13	0	0	0	76.0	58	18	12	0	6	8	71	2	1	.209
2012	Augusta	10-7	3.97	30	14	1	0	0	106.2	122	57	47	4	4	21	79	6	2	.284
2013	Fresno	0-0	3.60	1	1	0	0	0	5.0	5	2	2	2	0	2	2	0	0	.250
	San Jose	7-4	3.31	16	16	0	0	0	87.0	75	34	32	11	1	23	89	5	0	.228
2014	Richmond	7-9	4.67	22	21	0	0	0	108.0	119	62	56	9	0	31	82	2	0	.283
2015	Richmond	5-2	2.45	12	9	0	0	0	51.1	38	14	14	2	1	18	38	2	0	.204
2016	Richmond	3-2	1.94	11	11	0	0	0	65.0	48	16	14	4	1	16	58	3	1	.203
	Sacramento	4-1	4.20	7	7	0	0	0	40.2	42	19	19	5	0	11	43	0	1	.263
	Rochester	2-2	3.76	4	4	0	0	0	26.1	28	11	11	3	1	3	25	0	0	.269
	MINNESOTA	0-0	7.71	1	0	0	0	0	2.1	5	2	2	0	0	1	0	0	0	.455
Minor League Totals		43-29	3.29	116	96	1	0	0	566.0	535	233	207	40	14	133	487	20	5	.247
Major League Totals		0-0	7.71	1	0	0	0	0	2.1	5	2	2	0	0	1	0	0	0	.455

MEJIA'S CAREER FIELDING RECORD

POSITION	PCT	G	PO	A	E	TC	DP	PB
Pitcher	1.000	1	0	2	0	2	0	—

MEJIA'S 2016 GAME LOGS

DATE	OPP.	W	L	SV	SVO	HLD	ERA	GS	CG	IP	H	R	ER	HR	BB	IBB	HB	SO	AVG	#PIT
8/20	@KC	0	0	0	0	0	7.71	0	0	2.1	5	2	2	0	1	0	0	0	.455	42
August		0	0	0	0	0	7.71	0	0	2.1	5	2	2	0	1	0	0	0	.455	42
Totals		0	0	0	0	0	7.71	0	0	2.1	5	2	2	0	1	0	0	0	.455	42

MISCELLANEOUS BASEBALL TERMINOLOGY

WHIP: Walks and hits per innings pitched = add a pitchers walk total with his hit total and divide by the amount of innings pitched.

QUALITY STARTS: A starting pitcher logs at least 6.0 innings and allows three-or-fewer earned runs in an outing.

TOTAL BASES: Number of bases a hitter gains via hits only...single = 1, double = 2, triple = 3, home run = 4.

AT-BAT vs. PLATE APPEARANCE: Plate appearance refers to any time a batter completes a turn batting. (NOTE: A plate appearance cannot be logged if a preceding runner was out on the base paths for a third out or the game ends with a runner scoring from third on a wild pitch or balk). At-bat refers to any turn batting that does not result in a walk, hit by pitch, sac-fly or sac-hit (bunt).

OPS: A player's on-base percentage plus his slugging percentage. MLB average in 2014 was .700. Major League Baseball's leader was Detroit's Victor Martinez with .974.

CLOSE AND LATE: A situation in which the game is in the seventh inning-or-later and the team batting is either leading by one run, tied, or has the potential tying run on base, at-bat, or on deck.

TIMES ON BASE: Includes the total number of times a hitter reaches base as result of a hit, walk, or hit by pitch...does not include times a hitter reaches via error or fielder's choice.

CATCHER'S ERA: The earned run average of a team's pitchers with a particular catcher behind the plate. To compute, multiply nine by the earned runs allowed by the pitchers for that specific catcher, then divide that figure by his innings caught.

HOLD: Credited to a relief pitcher who enters a game in a save situation, records at least one out and leaves the game never having surrendered the lead. NOTE: A pitcher cannot finish a game and earn a hold.



TOMMY MILONE

HEIGHT/WEIGHT: 6-0/220
BATS/THROWS: L/L
BORN: 2/16/87 in Saugus, CA
AGE: 29
RESIDES: Santa Clarita, CA
ACQUIRED: Trade with Oakland, 7/31/14
M.L. SERVICE: 4 years, 114 days
CONTRACT STATUS: Signed thru 2016



LHP



33

@TOMMYMILONE_33

2016		GAME HIGHS		CAREER	
IP: 8.1, 7/19 at DET	Walks: 3, 2x, last 9/27 at KC	IP: 9.0, 6/20/12 vs. LAD	Walks: 4, 8x, last 4/21/15 at KC		
SO: 6, 4/20 at MIL	CG: - - -	SO: 10, 3x, last 5/1/13 vs. LAA	CG: 2x, last 8/27/13 at DET		
Win-Streak: 3, 7/5-19	Low-Hit: - -	Win-Streak: 6, 5/9-6/29/14	Low-Hit: 3, 2x, last 8/27/13 at DET		

PERSONAL: Tomaso Anthony Milone...wife, Tina...daughter, Mia (7/14/16)...graduate of Saugus (CA) High School...earned All-State, All-CIF and All-Foothill League honors in 2004 and 05...attended University of Southern California from 2006-08...in three seasons at USC, went 16-17, 4.78 ERA (273.0 IP, 145 ER) with 60 walks and 212 strikeouts in 48 career games (45 starts)...became the 100th former Trojan to play in the big leagues, which is the most among all universities/colleges...finished Trojans career ninth in school history in starts (45)...pitched for the Chatham As of the Cape Cod Baseball League and won the 2007 B.F.C. Whitehouse Award as the league's top pitcher...tied for the league lead in wins, going 6-1 with a 2.92 ERA.

CAREER HIGHLIGHTS: Acquired by Twins via trade with Oakland at trade deadline July 31, 2014 for Sam Fuld...Twins are third organization (Washington, 2008-11 and Oakland, 2012-14)...traded twice in career, the other time in 2011, going from Washington to Oakland along with Derek Norris and others for Gio Gonzalez...tied for second among AL rookies in wins (13) and starts (31) in 2012 and third in innings pitched (190.0); set Oakland rookie record for wins (along with teammate Jarrod Parker)...named Washington minor league Pitcher of the Year in 2010.

2016:

- Made Twins Opening Day roster as club's fifth starter.
- Had first career multi-hit game April 20 at Milwaukee with two singles, finishing 2-for-2.
- Went 0-1, 5.79 ERA (23.1 IP, 15 ER) in five games (4 starts) before being outrighted to Triple-A Rochester May 7.
- Went 4-0, 1.66 ERA (48.2 IP, 9 ER) with four walks and 41 strikeouts in seven starts for the Red Wings before having contract selected June 19.
- Went 3-1, 3.99 ERA (29.1 IP, 13 ER) in five July starts.
- Wife, Tina, gave birth to the couple's first child, Mia on July 14 over the All-Star break.
- Placed on 15-day disabled list August 12 with left biceps tendinitis; reinstated September 9.
- Went 3-4, 5.46 ERA (59.1 IP, 36 ER) in 12 starts and 0-1, 7.20 ERA (10.0 IP, 8 ER) in seven relief appearances.

2015: Began season on Twins Opening Day roster as club's fourth starter...went 2-1, 4.76 ERA (22.2 IP, 12 ER) in four starts before being optioned to Triple-A Rochester May 1 as Ricky Nolasco returned from the disabled list...began Rochester season with 31.2 scoreless inning streak...named International League Pitcher of the Week May 19, after pitching 8.0 shutout innings, allowing three hits, no walks and 12 strikeouts in a start against Toledo...named the International League Pitcher of the Week for the second straight week May 26, making two starts, going 2-0, 0.52 ERA (17.1 IP, 1 ER) with no walks and 21 strikeouts...became the first Red Wings pitcher to earn the honor two straight weeks since Doug Linton in 1999...went 4-0, 0.70 ERA (38.2 IP, 3 ER) with three walks and 47 strikeouts in five games for the Red Wings and was recalled June 4 as Ricky Nolasco was placed on disabled list...went 3-0, 1.41 ERA (32.0 IP, 5 ER) with nine walks and 24 strikeouts for the Twins in a five-start stretch from June 17-July 8...all five starts were quality starts while he allowed more than two runs just once in those five...appeared in 100th career major league game in a start July 31 vs. Seattle...placed on 15-day disabled list August 3 with a mild left elbow strain; missed 14 games and was reinstated August 16...recorded first career save (103rd career game) August 23 at Baltimore, pitching 1.0 scoreless inning in the bottom of the 12th in a Twins 4-3 win...was fourth career relief appearance...made 100th career start August 27 at Tampa Bay...held left-handed hitters to a .218 (26-for-119) batting average and right-handed hitters to a .273 (102-for-374) average...ranked third on club in wins (9) and fourth in starts (23), innings pitched (128.2) and strikeouts (91).

2014: Began season on Oakland Opening Day roster...was skipped first time through A's rotation and made first start April 11 at Seattle...pitched 8.0 shutout innings May 9 vs. Washington, allowing two hits and tying season-high with seven strikeouts; earned the win, snapping his three-game losing streak...went 3-1, 2.97 ERA (36.1 IP, 12 ER) with 11 walks and 28 strikeouts in six May starts...went 6-0, 2.62 ERA (68.2 IP, 20 ER) with a .232 (60-for-259) batting average against in his final 11 starts with Oakland...optioned to Triple-A Sacramento July 5 when the A's traded for starting pitchers Jeff Samardzija and Jason Hammel from Chicago-NL...at time of demotion, his six-game winning streak was a career-high and an A's season-high...it also matched the longest streak in the American League for the season and the longest active streak in the majors...made four starts for the River Cats, going 1-1, 6.43 ERA (21.0 IP, 15 ER)...acquired by Minnesota July 31 from Oakland in exchange for outfielder Sam Fuld...optioned directly to Triple-A Rochester...made four starts for the Red Wings and was recalled when the Twins traded Kevin Correia to Los

Angeles-NL August 11...made Twins debut August 11 at Houston, allowing two runs on eight hits in 6.0 innings pitched with three walks and five strikeouts (ND)...missed time in September with a tired left shoulder, followed by inflammation in neck...made only relief appearance of season, and fourth of career, September 27 at Detroit, tossing 1.0 scoreless inning.

2013: Spent the first four months of the season in Oakland's starting rotation but split the final two months of the year between the bullpen, rotation and minor leagues...surrendered 21 of his 25 home runs to righties, which tied for fourth most in the American League...was 12-9 with a 4.17 ERA and .261 opponents' batting average in his 26 starts; 0-0 with a 3.00 ERA and .100 opponents' average in his two relief appearances...allowed a .216 batting average with runners in scoring position, which ranked eighth in the AL...was 5-4 with a 3.44 ERA in 12 games at home compared to 7-5 with a 4.69 ERA in 16 games on the road...compiled a 3-1 record and a 1.98 ERA in eight games against AL Central teams...opponents reached base on an error 11 times with him pitching, which was the most in the AL and tied for second most in the majors, which led to 11 unearned runs, tied for second most in the AL...received just 10 runs of support in his nine losses (1.78 RSA).

2012: Was one of four players acquired by Oakland from Washington in the Gio Gonzalez trade during the offseason and went 13-10 with a 3.74 ERA in a team-leading 31 starts...also led the A's in innings pitched (190.0), had the team's only complete game and tied for the team-lead in wins...had the most wins by an Athletics rookie since Harry Byrd won 15 games for the 1952 Philadelphia A's...struck out 137, which was the fourth best rookie total in Oakland history and the sixth best in Athletics history...tied for the lead among major league rookies in complete games...tied for second among American League rookies in wins and games started, ranked third in innings pitched and was fifth in strikeouts...his ERA ranked third among AL rookies with 130.0 or more innings...walked just 36 batters in 190.0 innings, an average of 1.71-per-9.0 innings, which was the second lowest mark in the AL and sixth lowest in the majors...had a strikeout-to-walk ratio of 3.81, which ranked seventh in the AL...tied for third in the AL with six pickoffs...opponents were 8-for-18 (44.4%) in stolen base attempts, which was the second lowest mark in the AL...allowed a team-leading 207 hits, which were ninth most in the AL...went 7-4 with a 2.74 ERA and .240 opponents' batting average in 15 starts at home compared to 6-6 with a 4.83 ERA and .316 opponents' batting average in 16 starts on the road...had the eighth lowest home ERA in the AL and the ninth highest road ERA...received just 12 runs of support in his 10 losses (58.1 IP, 1.85 RSA)...was 6-1 with a 1.96 ERA in nine starts against AL Central teams, 7-9 with a 4.56 ERA in 22 starts against everyone else...issued 12 of his 36 walks in the first inning of a game...the A's were 20-11 (.645) in his starting assignments...won back-to-back starts May 6 at Tampa Bay and May 11 at Detroit, one of five times he had a two-game winning streak, but never won more than two-in-a-row...struck out a career-high 10 batters July 20 against New York-AL matching the most ever by an Oakland pitcher against the Yankees...matched his career-high with 10 strikeouts in 6.0 innings September 9 at Seattle...won his 13th game of the season September 14 against Baltimore to set an Oakland rookie record for wins...made one start against the Tigers in the ALDS; had a no decision in the A's 5-4 loss in Game 2 at Detroit, allowing just one run on five hits in 6.0 innings.

2011: Spent the entire season at Triple-A Syracuse (Washington) before being called up by Nationals September 3...made major league debut in a start that day against New York-NL, allowing four runs on six hits in 4.1 innings (0 BB, 2 SO) and had a no decision in the Nationals 8-7 win; fanned Angel Pagan with one out in the second inning for his first strikeout...went 1-0 with a 3.81 ERA in five starts for the Nationals...hit a three-run home run off Dillon Gee on the first pitch of his first big league at bat in the second inning...earned his first major league win in his third start September 15 at New York-NL, a 10-1 victory (5.2 IP, 3 H, 1 R, 1 ER, 3 BB, 4 SO)...was rated as the A's 10th best prospect by *Baseball America* following the trade...was 12-6 with a 3.22 ERA in 24 starts with Syracuse...named to the *Baseball America* Triple-A All-Star team...ranked second in the International League in strikeouts (155), tied for third in wins and was sixth in ERA...averaged 0.97 walks-per-9.0 innings, which was the lowest among IL starters...also ranked second in strikeouts-per-9.0 innings (9.40) and fourth in opponents batting average (.241)...walked just 16 for a strikeout-to-walk ratio of 9.69...led the Chiefs in wins, innings pitched (148.1) and strikeouts...went 8-1 with a 2.60 ERA over his final 12 starts...walked one batter or fewer in 20 of 24 starts...struck out a season-high 11 May 5 at Durham...earned IL Pitcher of the Week honors for the week of June 27-July 3 (1-0, 0.63 ERA, 14.1 IP, 8 H, 1 R, 1 ER, 0 BB, 12 SO)...was named to the IL Midseason All-Star team...pitched a scoreless sixth inning against the Pacific Coast League All-Stars in the Triple-A All-Star Game July 13 at Salt Lake (1 H, 1 SO)...allowed one run in 7.1 innings and went 3-for-3 at the plate in an 8-4 win over Lehigh Valley July 17...was on the disabled list from July 29-August 7 with a strained left quadriceps...was rated as having the best control and best changeup among Nationals prospects in *Baseball America's* Best Tools survey following the season.

2010: Went 12-5 with a 2.85 ERA in 27 starts with Double-A Harrisburg (Washington) to earn Nationals minor league Pitcher of the Year honors...led the Eastern League in strikeouts (155), ranked second in ERA, tied for second in wins and fifth in innings pitched (158.0)...led EL starters with an average of 8.83 strikeouts-per-9.0 innings and 1.31 walks-per-9.0 innings...led the Senators in wins, starts, innings and strikeouts...walked one batter or fewer in 22 of 27 starts...was named to the Eastern League midseason All-Star team...tossed his first career complete game in a 3-2 win at Altoona May 11, a rain-shortened 5.0-inning contest (3 H, 2 R, 2 ER, 1 SO)...finished the season by going 6-0 with a 2.06 ERA over his final eight starts...walked just three batters in 52.1 innings over that span...struck out 13 batters against Erie August 18...made one postseason start and picked up the win in a 10-5 decision over Altoona September 8 in Game 1 of the EL Division Series (5.2 IP, 4 H, 3 R, 2 ER, 2 BB, 7 SO, 1 HR)...was rated as having the best control among Washington farmhands according to *Baseball America* following the season.

2009: Spent the entire season with Single-A Potomac (Washington), posting a 12-5 record and a 2.91 ERA in 27 games (25 starts)...led the Carolina League in wins, ranked second in innings pitched (151.1) and third in ERA...tied for the lead among Nationals farmhands in wins...tossed a season-high 8.0 shutout innings in a 4-0 win at Myrtle Beach May 15 (4 H, 0 BB, 7 SO)...earned Carolina League Pitcher of the Week honors May 11-18...had a season-best six-game winning streak over a seven-start stretch from July 17-August 19 (1.45 ERA)...compiled a 5-1 record and a 1.49 ERA in six starts in the month of August.

2008: Combined for a 1-6 record and a 3.51 ERA in 13 games, 10 starts, in professional debut with Single-A Hagerstown (Washington) and Rookie Vermont...walked just nine batters in 59.0 innings, an average of 1.37-per-9.0 innings...struck out 49 for a strikeout-to-walk ratio of 5.44...began his season with Vermont, posting a 1-3 record and a 4.57 ERA in six games (3 starts)...made his professional debut in relief June 23 against Tri-City, tossing 2.0 scoreless and hitless innings (1 BB, 4 SO)...his first win came June 27 against Lowell when he tossed 3.0 scoreless innings of relief...was promoted to Hagerstown July 27 and went 0-3 with a 2.89 ERA in seven starts.

PROFESSIONAL: Selected by Washington in 10th round of 2008 First-Year Player Draft.

MILONE'S PITCHING RECORD

YEAR	CLUB	W-L	ERA	G	GS	CG	SH	SV	IP	H	R	ER	HR	HB	BB	SO	WP	BK	BAA
2008	Vermont	1-3	4.57	6	3	0	0	0	21.2	27	12	11	4	0	3	22	0	0	.307
	Hagerstown	0-3	2.89	7	7	0	0	0	37.1	36	16	12	0	0	6	27	0	0	.257
2009	Potomac	12-5	2.91	27	25	0	0	0	151.1	144	57	49	9	5	36	106	8	1	.257
2010	Harrisburg	12-5	2.85	27	27	2	0	0	158.0	161	57	50	10	4	23	155	7	2	.261
2011	Syracuse	12-6	3.22	24	24	0	0	0	148.1	137	55	53	9	1	16	155	3	2	.241
	WASHINGTON	1-0	3.81	5	5	0	0	0	26.0	28	11	11	2	2	4	15	0	0	.283
2012	OAKLAND	13-10	3.74	31	31	1	0	0	190.0	207	90	79	24	4	36	137	2	0	.278
2013	Sacramento	0-0	1.74	2	2	0	0	0	10.1	16	5	2	0	0	1	15	0	0	.348
	OAKLAND	12-9	4.14	28	26	1	0	0	156.1	160	83	72	25	2	39	126	1	0	.258
2014	Sacramento	1-1	6.43	4	4	0	0	0	21.0	28	16	15	5	0	9	17	1	0	.318
	OAKLAND	6-3	3.55	16	16	0	0	0	96.1	91	42	38	12	4	26	61	0	0	.245
	Rochester	0-1	1.29	1	1	0	0	0	7.0	6	1	1	0	0	2	3	1	0	.240
	MINNESOTA	0-1	7.06	6	5	0	0	0	21.2	37	21	17	4	1	11	14	0	0	.363
2015	Rochester	4-0	0.70	5	5	1	1	0	38.2	25	3	3	2	0	3	47	1	0	.182
	MINNESOTA	9-5	3.92	24	23	0	0	1	128.2	128	64	56	17	1	36	91	3	0	.260
2016	Rochester	4-0	1.66	7	7	0	0	0	48.2	41	11	9	4	1	4	41	1	0	.225
	MINNESOTA	3-5	5.71	19	12	0	0	0	69.1	84	53	44	15	1	22	49	3	1	.299
	Minor League Totals	46-24	2.87	110	105	3	1	0	642.1	621	233	205	43	11	103	588	22	5	.253
	National League Totals	1-0	3.81	5	5	0	0	0	26.0	28	11	11	2	2	4	15	0	0	.283
	American League Totals	43-33	4.16	124	113	2	0	1	662.1	707	353	306	97	13	170	478	9	0	.271
	Major League Totals	44-33	4.14	129	118	2	0	1	688.1	735	364	317	99	15	174	493	9	1	.271

MILONE'S CAREER FIELDING RECORD

POSITION	PCT	G	PO	A	E	TC	DP	PB
Pitcher	.973	129	29	79	3	111	4	—

MILONE'S BATTING RECORD

BATTING	AVG	AB	R	H	2B	3B	HR	RBI	SH	SF	HBP	BB	SO	SB	CS	OBP
Career	.222	27	4	6	0	0	1	6	4	0	0	0	5	0	0	.222

MILONE'S DIVISION SERIES RECORD

YEAR	OPPONENT	W-L	ERA	G	GS	CG	SH	SV	IP	H	R	ER	HR	HB	BB	SO	WP	BK	BAA
2012	Detroit	0-0	1.50	1	1	0	0	0	6.0	5	1	1	0	1	1	6	1	0	.217

MILONE'S 2016 GAME LOGS

DATE	OPP.	W	L	SV	SVO	HLD	ERA	GS	CG	IP	H	R	ER	HR	BB	IBB	HB	SO	AVG	#PIT
4/9	@KC	0	1	0	0	0	3.86	1	0	4.2	4	4	2	2	1	0	0	4	.211	84
4/15	LAA	0	0	0	0	0	5.06	1	0	6.0	8	4	4	2	1	0	0	2	.293	81
4/20	@Mil	0	0	0	0	0	5.87	1	0	4.2	5	4	4	0	2	0	0	6	.288	102
4/25	Cle	0	0	0	0	0	5.40	1	0	4.2	7	2	2	0	2	1	0	5	.308	98
April		0	1	0	0	0	5.40	4	0	20.0	24	14	12	4	6	1	0	17	.308	365
5/3	@Hou	0	0	0	0	0	5.79	0	0	3.1	2	3	3	1	1	0	0	2	.292	57
May		0	0	0	0	0	8.10	0	0	3.1	2	3	3	1	1	0	0	2	.182	57
6/24	@NYY	0	1	0	0	0	5.33	1	0	3.2	6	4	1	0	2	0	0	1	.299	77
6/30	@CWS	0	0	0	0	0	6.23	1	0	3.1	9	5	5	1	1	0	1	3	.328	78
June		0	1	0	0	0	7.71	2	0	7.0	15	9	6	1	3	0	1	4	.417	155
7/5	Oak	1	0	0	0	0	5.45	1	0	6.0	5	1	1	1	1	0	0	2	.313	95
7/10	@Tex	1	0	0	0	0	5.23	1	0	5.0	5	2	2	0	3	0	0	3	.309	82
7/19	@Det	1	0	0	0	0	4.71	1	0	8.1	4	2	2	0	2	0	0	4	.285	109
7/24	@Bos	0	1	0	0	0	4.97	1	0	4.2	10	8	4	3	0	0	0	4	.298	92
7/30	CWS	0	0	0	0	0	5.13	1	0	5.1	9	4	4	1	0	0	0	3	.305	81
July		3	1	0	0	0	3.99	5	0	29.1	33	17	13	5	6	0	0	16	.280	459
8/4	@Cle	0	0	0	0	0	5.31	0	0	1.1	3	2	2	1	1	0	0	1	.307	34
8/7	@TB	0	0	0	0	1	5.23	0	0	1.0	0	0	0	0	0	0	0	2	.303	16
8/11	Hou	0	1	0	0	0	5.68	1	0	3.0	5	5	5	2	2	0	0	1	.306	66
August		0	1	0	0	1	11.81	1	0	5.1	8	7	7	3	3	0	0	4	.320	116
9/11	Cle	0	0	0	0	0	5.59	0	0	1.0	0	0	0	0	0	0	0	1	.303	10
9/20	Det	0	0	0	0	0	5.51	0	0	1.0	0	0	0	0	0	0	0	1	.299	11
9/23	Sea	0	0	0	0	0	5.64	0	0	1.2	2	2	2	1	0	0	0	4	.299	30
9/27	@KC	0	1	0	0	0	5.71	0	0	0.2	0	1	1	0	3	2	0	0	.299	20
Sep/Oct		0	1	0	0	0	6.23	0	0	4.1	2	3	3	1	3	2	0	6	.154	71
Totals		3	5	0	0	1	5.71	12	0	69.1	84	53	44	15	22	3	1	49	.299	1223



JOHN RYAN MURPHY

HEIGHT/WEIGHT: 5-11/205
BATS/THROWS: R/R
BORN: 5/13/91 in Bradenton, FL
AGE: 25
RESIDES: Bradenton, FL
ACQUIRED: Trade with New York-AL, 11/11/15
M.L. SERVICE: 2 years, 13 days
CONTRACT STATUS: Signed thru 2016



@JRMURPHYS13

2016		GAME HIGHS	CAREER	
Hits: 3, 9/4 vs. CWS	HR: 1, 9/4 vs. CWS		Hits: 3, 4x, last 9/4/16 vs. CWS	HR: 1, 5x, last 9/4/16 vs. CWS
RBI: 2, 9/4 vs. CWS	GS: --		RBI: 3, 2x, last 7/25/15 at MIN	GS: --
Hit-Strike: 2, 2x, last 9/28-29	SB: --		Hit-Strike: 8, 4/25-5/21/14	SB: --

PERSONAL: Attended IMG Academy in Bradenton, FL...was rated by *Baseball America* as the fifth-best catcher among the 2009 Draft class and as having the second-best "strike-zone judgment" among high school players...is a co-founder of a 501(c)3 non-profit organization named "I Am More"....through various sports, hobbies and crafts, the goal of "Immeasurably More" is to enhance the lives of individuals who suffer from illness or disability by helping them become identified by their passion, rather than their affliction...is a member of the board for a non-profit organization called "Where Love Grows" that visits Boys & Girls Clubs in the Tampa, FL area...within the organization is "Victoria's Good Table," which serves home-cooked meals to children at the Boys & Girls Clubs locations during the "Where Love Grows" visits...takes part in The Players Trust's "City Clinics" program, a campaign developed by—and featuring the active participation of—current major leaguers to promote the game of baseball to under-served children, ages 6-16, in cities across the country...with several teammates, participated in a program with the MLBPA Players Trust to promote baseball to children on May 8, 2015...as part of the event, coached children from the NYC Autism Charter School in a game at Harlem RBI's Field of Dreams...participated in Twins Winter Caravan in 2016.

2016:

- ☛ Made Twins Opening Day roster, his first with the Twins and second of career (NYY - 2015).
- ☛ Made Twins debut April 7 at Baltimore, going 1-for-3 with a double.
- ☛ Suffered first career ejection May 2 at Houston, arguing balls and strikes.
- ☛ Hit .075 (3-for-40) with one double and two walks in 11 games and was optioned to Triple-A Rochester May 6.
- ☛ Hit .328 (19-for-58) with two home runs and 10 RBI in 17 August games for Rochester.
- ☛ Hit .236 (62-for-263) with 14 doubles, three home runs, 39 RBI and 24 runs scored in 83 games for the Red Wings...led the Wings in games caught (80).
- ☛ Recalled by Minnesota September 3.
- ☛ Caught 25 games for the Twins (23 starts).

2015: Made his first career Opening Day roster with New York-AL...at 23 years, 328 days old, was the youngest player to make the Yankees Opening Day roster since Eduardo Nunez in 2011 (23 years, 289 days)...spent the entire season at the major league level for the first time in his career...played in 22 spring training games and was named Yankees backup catcher on the final day of spring training April 4...made season debut April 9 vs. Toronto, going 2-for-4 with a run and two doubles, his first career game with multiple extra-base hits...hit a triple May 23 vs. Texas, his first triple since 2012 with Double-A Trenton...hit safely in six straight starts from July 23-August 5, batting .478 (11-for-23) with six runs, two doubles, a home run, five RBI, two doubles and four multi-hit games in those starts...went 3-for-4 with two runs in July 23 win vs. Baltimore, tying a career-high in hits (third career time, second in 2015 - also June 14 at Baltimore)...hit game-winning three-run home run in ninth inning on July 25 at Minnesota, his second career home run (also April 26, 2014 vs. Los Angeles-AL)...caught 65 games for the Yankees (43 starts)...hit .266 (21-for-79) against left-handed pitching, including a .293 (12-for-41) average with three home runs vs. lefties post-All-Star break...overall hit .308 (24-for-78) with 14 runs, five doubles, three home runs and nine RBI in 33 games post-All-Star break...hit .310-or-better in three of the final four full months of the season (June, July and September)...acquired via trade with New York-AL November 11 in exchange for outfielder Aaron Hicks.

2014: Spent two different stints with the Yankees and split season between there and Scranton/Wilkes-Barre; appeared in 51 games with Triple-A Scranton/Wilkes-Barre, hitting .246 (44-for-179) with 17 runs, nine doubles, six home runs and 28 RBI in 51 games...hit safely in a career-high eight straight games for the Yankees from April 25-May 21, hitting .500 (12-for-24) with a home run and six RBI over the stretch...hit a game-winning solo home run April 26 vs. Los Angeles-AL, the first home run of his major league career...was recalled for a second stint with the Yankees on September 2, hitting .278 (5-for-18) with three runs, two doubles and an RBI in eight September games.

2013: Began season with Double-A Trenton (New York-AL) and played in 49 games...promoted to Triple-A Scranton/Wilkes-Barre June 13 and hit .270 (62-for-230) with 26 runs, 19 doubles, six home runs and 21 RBI in 59 games...contract selected by New York-AL September 1...made major league debut September 2 vs. Chicago-AL, pinch-hitting for Robinson Cano in the eighth inning, recording first major league hit with an infield single off David Purcey...made first major league start at catcher September 14 at Boston, going 0-for-2 with a walk...was behind the plate for Mariano Rivera's final career appearance September 26 vs. Tampa Bay.

2012: Began season with Single-A Tampa (New York-AL), hitting .257 (68-for-265) with 14 doubles, a triple, five home runs and 28 RBI and named FSL Midseason All-Star...promoted to Double-A Trenton July 3 and finished the season with the Thunder, hitting .231 (34-for-147) with four home runs and 16 RBI in 43 games...started all eight Trenton postseason games at catcher and tied a team-high with two home runs...combined to hit .248 (102-for-412) with 26 doubles, two triples, nine home runs and 44 RBI in 110 games between Tampa and Trenton.

2011: Started season with Single-A Charleston (New York-AL), hitting .297 (76-for-256) with 23 doubles, six home runs and 32 RBI in 63 games...transferred to Single-A Tampa for the remainder of the season June 23, where he hit .259 (22-for-85) with six doubles, a home run and 14 RBI in 23 games...combined to hit .287 (98-for-341) with 39 runs, 29 doubles, seven home runs and 46 RBI in 86 games between Charleston and Tampa.

2010: Appeared in 87 games with Single-A Charleston (New York-AL) hitting .255 (84-for-330) with 46 runs, 15 doubles, two triples, seven home runs and 54 RBI...caught 20-of-88 (22.7%) potential base stealers...went 3-for-6 with a grand slam, a three-run home run and nine RBI August 13 at Hickory, marking his first career multi-HR game and falling one RBI shy of the South Atlantic League single-game record.

2009: Made his professional debut with the GCL Yankees, batting .333 (11-for-33) with four runs, two doubles, a home run and seven RBI in nine games...hit safely in eight of those contests.

PROFESSIONAL: Selected by New York-AL in second round (76th overall) of 2009 First-Year Player Draft.

MURPHY'S BATTING RECORD																			
YEAR	CLUB	AVG	G	AB	R	H	2B	3B	HR	RBI	SH	SF	HBP	BB	SO	SB	CS	E	OBP
2009	GCL Yankees	.333	9	33	4	11	2	0	1	7	0	0	1	3	8	0	0	0	4.05
2010	Charleston	.255	87	330	46	84	15	2	7	54	1	5	2	36	64	4	5	11	.327
2011	Charleston	.297	63	256	31	76	23	0	6	32	0	2	0	19	38	2	0	8	.343
	Tampa	.259	23	85	8	22	6	0	1	14	0	2	0	2	9	0	0	1	.270
2012	Tampa	.257	67	265	39	68	14	1	5	28	2	1	0	26	41	4	3	9	.322
	Trenton	.231	43	147	23	34	12	1	4	16	0	5	2	16	32	0	0	2	.306
2013	Trenton	.268	49	183	34	49	10	0	6	25	1	2	1	24	32	1	0	5	.352
	Scranton/Wilkes-Barre	.270	59	230	26	62	19	0	6	21	0	1	3	23	41	0	1	5	.342
	NEW YORK-AL	.154	16	26	3	4	1	0	0	1	0	0	0	1	9	0	0	0	.185
2014	Scranton/Wilkes-Barre	.246	51	179	17	44	9	0	6	28	1	3	0	13	42	0	0	2	.292
	NEW YORK-AL	.284	32	81	7	23	4	0	1	9	0	0	0	4	22	0	0	1	.318
2015	NEW YORK-AL	.277	67	155	21	43	9	1	3	14	1	3	1	12	43	0	0	3	.327
2016	Rochester	.236	88	263	24	52	14	0	3	39	0	6	0	21	51	0	0	2	.286
	MINNESOTA	.146	26	82	4	12	3	0	1	3	2	1	0	5	19	0	0	1	.193
Minor League Totals		.260	534	1971	252	512	124	4	45	264	5	27	9	183	358	11	9	45	.321
Major League Totals		.238	141	344	35	82	17	1	5	27	3	4	1	22	93	0	0	5	.283

MURPHY'S CAREER FIELDING RECORD									
POSITION	PCT	G	PO	A	E	TC	DP	PB	
Catcher	.994	135	810	53	5	868	2	13	

RYAN O'ROURKE

HEIGHT/WEIGHT: 6-3/228
BATS/THROWS: R/L
BORN: 4/30/88 in Worcester, MA
AGE: 28
RESIDES: Worcester, MA
ACQUIRED: 13th round, 2010 First-Year Player Draft
M.L. SERVICE: 1 year, 6 days
CONTRACT STATUS: Signed thru 2016



@RYANO_ROURKE



LHP



61

2016		GAME HIGHS		CAREER	
IP: 3.2, 4/24 at WAS	Walks: 2, 5/4 at HOU		IP: 3.2, 4/24/16 at WAS	Walks: 3, 8/8/15 at CLE	
SO: 4, 10/2 at CWS	CG: --		SO: 4, 10/2/16 at CWS	CG: --	
Win-Streak: --	Low-Hit: --		Win-Streak: --	Low-Hit: --	

PERSONAL: Ryan Patrick O'Rourke...2006 graduate of St. John's (MA) High School...attended Merrimack College for four years from 2007-10, going 13-7, 1.95 ERA (189.0 IP, 41 ER) with 53 walks and 193 strikeouts in 34 games (22 starts).

2016:

- Began season with Triple-A Rochester and made two appearances for the Wings before being recalled April 16.
- Recorded first career major league at-bat April 24 at Washington, grounding out in the 15th inning of a 16-inning Twins 6-5 defeat.
- Made eight appearances for the Twins, posting a 4.91 ERA (7.1 IP, 4 ER) with five walks and five strikeouts and was designated for release or assignment May 6 (Ervin Santana reinstated from DL).
- Posted scoreless appearances in 21 of 22 outings for the Red Wings from June 8-August 9, posting a 1.00 ERA (18.0 IP, 2 ER) with four walks and 21 strikeouts in that span.
- Contract selected from Rochester for last stint with Twins August 13.
- Held left-handed batters to a .077 (2-for-26) average while right-handers hit .262 (16-for-61) with the Twins.
- Allowed just two of 17 inherited runners to score; 11.8% second lowest percentage among Twins relievers.
- Combined to go 1-2, 2.89 ERA (53.0 IP, 17 ER) with 16 walks and 53 strikeouts in 59 games between Rochester and Minnesota.

2015: Was Twins spring training invite for first time in career and was reassigned to minor league camp March 25...began season with Double-A Chattanooga, appearing in two games before being promoted to Triple-A Rochester April 17...posted a 5.93 ERA (13.2 IP, 9 ER) with seven walks, 22 strikeouts and one home run allowed in 20 games for the Red Wings...held left-handed hitters to a .125 (3-for-24) batting average and right-handers to .357 (10-for-28)...contract selected by Minnesota July 7 as the Twins optioned Aaron Thompson to Rochester...made major league debut July 7 vs. Baltimore, tossing 1.0 shutout inning, including first career strikeout, fanning Steve Pearce...held opponents scoreless in first six appearances and in 11 of his 12 appearances July 7-August 4...held left-handed batters to a .171 (7-for-41) batting average with Minnesota and right-handed batters to a .231 (9-for-39) average...held first-batters-faced for Minnesota to a .120 (3-for-25) batting average...ranked third among AL left-handed rookies in appearances (25) post-All-Star Break and ranked seventh in baseball.

2014: Began season with Double-A New Britain...did not allow a run in 13 straight appearances (8.0 IP) May 17-June 27; allowed just two runs in a 22-game span May 17-July 25, posting a 1.38 ERA during that time...25 of 50 outings for Rock Cats were less than 1.0 inning pitched...held left-handed hitters to a .103 (7-for-68) batting average with 41 strikeouts and four walks for the Rock Cats...promoted to Triple-A Rochester August 31 and made one appearance for the Red Wings, pitching 1.0 scoreless inning of relief that day at Pawtucket...combined to go 2-4, 3.89 ERA (41.2 IP, 18 ER) with 16 walks and 53 strikeouts in 51 games between both levels...pitched for Aguilas del Zulia in the Venezuelan Winter League, going 1-1, 3.55 ERA (12.2 IP, 5 ER) in 21 games.

2013: Began season with Single-A Ft. Myers...placed on 7-day disabled list April 20 with left ribcage muscle strain; reinstated May 26...pitched 16.0 scoreless innings to begin season April 4-June 8...promoted to Double-A New Britain July 17...combined to go 5-3, 3.15 ERA (45.2 IP, 16 ER) with 15 walks and 40 strikeouts in 34 games between both levels combined.

2012: Began season with Single-A Beloit...went 2-5, 5.59 ERA (56.1 IP, 35 ER) for the Snappers, holding left-handed hitters to a .161 (9-for-56) batting average...promoted to Single-A Ft. Myers July 28...combined to go 2-6, 5.57 ERA (74.1 IP, 46 ER) in 38 games (2 starts) at both levels combined.

2011: Spent second professional season with Single-A Beloit...posted a 1.55 ERA (40.2 IP, 7 ER) in 16 appearances in May and June combined...went 0-1, 1.85 ERA (24.1 IP, 5 ER) in 17 relief appearances and 5-4, 3.56 ERA (86.0 IP, 34 ER) in 17 starts...struck out eight-plus in six of 17 starts...named a MiLB.com Twins Organizational All-Star.

2010: Spent first professional season with Rookie Elizabethton, going 1-3, 5.10 ERA (42.1 IP, 24 ER) with seven walks and 39 strikeouts in 13 games (5 starts).

PROFESSIONAL: Selected by Twins in 13th round of 2010 First-Year Player Draft; signed by scout John Wilson.

O'ROURKE'S PITCHING RECORD

YEAR	CLUB	W-L	ERA	G	GS	CG	SH	SV	IP	H	R	ER	HR	HB	BB	SO	WP	BK	BAA
2010	Elizabethhton	1-3	5.10	13	5	0	0	0	42.1	52	26	24	2	3	7	39	3	0	.306
2011	Beloit	5-5	3.18	34	17	0	0	1	110.1	116	45	39	7	2	32	107	5	2	.272
2012	Beloit	2-5	5.59	29	2	0	0	2	56.1	61	38	35	7	0	16	56	6	0	.272
	Ft. Myers	0-1	5.50	9	0	0	0	0	18.0	22	13	11	1	1	4	16	3	0	.297
2013	Ft. Myers	5-1	2.22	17	0	0	0	3	28.1	19	7	7	3	0	8	21	2	0	.190
	New Britain	0-2	4.67	17	0	0	0	2	17.1	15	10	9	0	0	7	19	3	0	.238
2014	New Britain	2-4	3.98	50	0	0	0	4	40.2	36	24	18	5	0	16	52	1	0	.232
	Rochester	0-0	0.00	1	0	0	0	0	1.0	1	0	0	0	0	0	1	1	0	.250
2015	Chattanooga	0-0	0.00	2	0	0	0	0	1.1	2	0	0	0	0	0	3	0	0	.333
	Rochester	0-0	5.93	20	0	0	0	0	13.2	13	9	9	1	0	7	22	1	0	.250
	MINNESOTA	0-0	6.14	28	0	0	0	0	22.0	16	15	15	3	0	15	24	2	0	.200
2016	Rochester	1-1	1.93	33	0	0	0	1	28.0	26	9	6	1	1	6	29	0	1	.255
	MINNESOTA	0-1	3.96	26	0	0	0	0	25.0	18	13	11	3	1	10	24	2	1	.207
Minor League Totals		16-22	3.98	225	24	0	0	13	357.1	363	181	158	27	7	103	365	25	3	.264
Major League Totals		0-1	4.98	54	0	0	0	0	47.0	34	28	26	6	1	25	48	4	1	.204

O'ROURKE'S CAREER FIELDING RECORD

POSITION	PCT	G	PO	A	E	TC	DP	PB
Pitcher	1.000	54	5	4	0	9	0	—

O'ROURKE'S CAREER BATTING RECORD

BATTING	AVG	AB	R	H	2B	3B	HR	RBI	SH	SF	HBP	BB	SO	SB	CS	OBP
Career	.000	1	0	0	0	0	0	0	0	0	0	0	0	0	0	.000

O'ROURKE'S 2016 GAME LOGS

DATE	OPP.	W	L	SV	SVO	HLD	ERA	GS	CG	IP	H	R	ER	HR	BB	IBB	HB	SO	AVG	#PIT	
4/17	LAA	0	0	0	0	0	0.00	0	0	0.1	0	0	0	0	0	0	0	0	.000	1	
4/19	Mil	0	0	0	0	0	0.00	0	0	0.2	1	0	0	0	0	0	0	0	2	.250	12
4/20	@Mil	0	0	0	0	0	4.50	0	0	1.0	2	1	1	1	1	0	0	0	0	.375	21
4/22	@Was	0	0	0	0	0	3.00	0	0	1.0	0	0	0	0	0	0	1	2	.273	12	
4/24	@Was	0	0	0	0	0	1.35	0	0	3.2	2	1	0	0	1	0	0	1	.217	51	
4/29	Det	0	0	0	0	0	1.29	0	0	0.1	0	0	0	0	0	0	0	0	0	.208	6
4/30	Det	0	0	0	0	0	1.29	0	0	0.0	0	0	0	0	1	0	0	0	0	.208	5
April		0	0	0	0	0	1.29	0	0	7.0	5	2	1	1	3	0	1	5	.208	108	
5/4	@Hou	0	0	0	0	0	4.91	0	0	0.1	1	3	3	0	2	0	0	0	0	.240	13
May		0	0	0	0	0	81.00	0	0	0.1	1	3	3	0	2	0	0	0	1,000	13	
8/14	KC	0	0	0	0	0	4.15	0	0	1.1	1	1	0	0	0	0	0	1	.233	23	
8/19	@KC	0	0	0	0	0	3.48	0	0	1.2	1	0	0	0	1	0	0	2	.229	26	
8/24	Det	0	0	0	0	0	2.77	0	0	2.2	2	0	0	0	1	0	0	2	.222	41	
8/26	@Tor	0	0	0	0	0	3.29	0	0	0.2	1	1	1	1	1	0	0	0	.229	16	
8/31	@Cle	0	0	0	0	0	3.24	0	0	3.0	3	1	1	0	0	0	0	3	.241	46	
August		0	0	0	0	0	1.93	0	0	9.1	8	3	2	1	3	0	0	8	.242	152	
9/2	CWS	0	0	0	0	0	3.18	0	0	0.1	0	0	0	0	0	0	0	1	.237	3	
9/3	CWS	0	0	0	0	0	3.00	0	0	1.0	0	0	0	0	0	0	0	1	.226	10	
9/4	CWS	0	0	0	0	0	2.84	0	0	1.0	1	0	0	0	0	0	0	2	.227	18	
9/6	KC	0	0	0	0	0	2.79	0	0	0.1	0	0	0	0	0	0	0	0	.224	2	
9/10	Cle	0	0	0	0	0	2.70	0	0	0.2	0	0	0	0	0	0	0	0	.217	5	
9/11	Cle	0	0	0	0	0	2.66	0	0	0.1	0	0	0	0	0	0	0	0	.214	5	
9/16	@NYM	0	0	0	0	0	2.57	0	0	0.2	0	0	0	0	0	0	0	0	.208	5	
9/17	@NYM	0	1	0	0	0	3.00	0	0	0.0	1	1	1	1	0	0	0	0	.219	6	
9/23	Sea	0	0	0	0	0	4.09	0	0	1.0	2	3	3	0	1	0	0	0	.231	27	
9/27	@KC	0	0	0	0	0	4.03	0	0	0.1	0	0	0	0	0	0	0	1	.228	5	
9/29	@KC	0	0	0	0	0	3.97	0	0	0.1	0	0	0	0	0	0	0	1	.225	4	
9/30	@CWS	0	0	0	0	0	3.80	0	0	1.0	0	0	0	0	0	0	0	1	.217	12	
10/2	@CWS	0	0	0	0	0	3.96	0	0	1.1	0	1	1	0	1	0	0	4	.207	24	
Sep/Oct		0	1	0	0	0	5.40	0	0	8.1	4	5	5	1	2	0	0	11	.138	126	
Totals		0	1	0	0	0	3.96	0	0	25.0	18	13	11	3	10	0	1	24	.207	399	



BYUNG HO PARK

HEIGHT/WEIGHT: 6-1/220
BATS/THROWS: R/R
BORN: 7/10/86 in Seoul, South Korea
AGE: 30
RESIDES: Seoul, South Korea
ACQUIRED: Signed as free agent, 12/1/15
M.L. SERVICE: 90 days
CONTRACT STATUS: Signed thru 2019



1B/DH



52

	2016	GAME HIGHS	CAREER
Hits: 3, 6/2 vs. TB	HR: 2, 5/13 at CLE		Hits: 3, 6/2/16 vs. TB
RBI: 3, 2x, last 6/18 vs. NYY	Grand Slam: --		RBI: 3, 2x, last 6/18/16 vs. NYY
Hit-Streak: 6, 4/30-5/6	SB: 1, 5/6 at CWS		Hit-Streak: 6, 4/30-5/6/16
			HR: 2, 5/13/16 at CLE
			Grand Slam: --
			SB: 1, 5/6/16 at CWS

PERSONAL: Byung Ho Park...wife, Ji Yoon Yi...son, Seung Ri Park...attended Seong-Nam High School in Seoul, South Korea...played for South Korean under-18 national team and participated in the World Junior Baseball Championship in Taiwan, helping win the Bronze Medal along with current Pittsburgh Pirates infielder Jung Ho Kang.

2016:

- Was in Twins Opening Day lineup and made major league debut April 4 at Baltimore; recorded first major league hit, singling off Tyler Wilson.
- Hit first major league home run April 8 at Kansas City, a solo shot off Joakim Soria.
- Hit second career home run, and first at Target Field, April 16 vs. Los Angeles-AL, an estimated 462 feet, the fifth longest in Target Field history at the time.
- Hit six home runs in April, most among AL rookies and second most among rookies in baseball, trailing Colorado's Trevor Story.
- Hit first two-homer game May 13 at Cleveland; also first three-RBI game.
- Recorded season-long six-game hitting streak for Twins April 30-May 6.
- Hit nine home runs in first 29 major league games, through May 13.
- Optioned to Triple-A Rochester July 1.
- Hit three home runs for the Red Wings July 28 at Pawtucket, including season-high five RBI.
- Hit nine home runs in 14-game span July 14-28.
- Placed on 7-day disabled list with right wrist tendinitis August 10.
- Had surgery to repair tendon in right middle finger August 25 by Dr. Thomas Varecka.
- Ranked tied for seventh among AL rookies in home runs, despite playing 62 games.

2015: Spent fifth straight season with Nexen Heroes of the Korean Baseball Organization...reached base safely in 28 straight games April 18-May 21...recorded four two-homer games on the season...hit at least .319 in April (.376), May (.324), June (.390), July (.357), August (.319) and September (.354)...hit .368 (35-for-95) against left-handed pitching and .329 (113-for-343) with 58 extra-bats hits (23 doubles, 1 triple, 34 home runs) off right-handed pitching...hit .312 (82-for-263) with bases empty, .374 (99-for-265) with runners on base, .429 (6-for-14) with bases loaded (3 grand slams), and .375 (54-for-144) with runners in scoring position...hit in number four spot in Nexen lineup with exception of one plate appearance (1 walk in 7th spot)...helped lead Nexen to lead KBO in runs scored (938) and home runs (212); hit 25% of Nexen's home runs...set career-highs in games (140), at-bats (528), runs scored (129), hits (181), doubles (35), home runs (53), RBI (146), batting average (.343) and slugging percentage (.714)...led the KBO in home runs, total bases (377) and RBI, while setting a new league record for RBI...also ranked second in runs scored and slugging percentage, third in hits, fifth in batting average and on-base percentage (.436), and tied for fifth in doubles...named Player of the Year by The Korean Professional Baseball Alumni Association...played in seven games for Korea in the WBSC Premier12 in Japan in November, hitting .207 (6-for-29) with one double, one triple, two home runs, four RBI, four walks and four runs scored; including a three-run homer in the finals vs. USA...named seventh best prospect in Twins system by *Baseball America*, entering 2016.

2014: Spent fourth straight season with Nexen of KBO...won KBO RBI title (124) and home run title (52) for third straight season...also ranked second in KBO in runs scored (126) and OPS (1.119), third in slugging percentage (.686), and fifth in on-base percentage (.433)...named to KBO All-Star team and won game's MVP Award...won third straight Gold Glove Award at first base...given Best Slugger Award from The Korean Professional Baseball Alumni Association...played for South Korea in the 2014 Asian Games in Incheon, South Korea at Munhak Baseball Stadium and Mokdong Baseball Stadium from September 22-28 and earned the Gold Medal.

2013: Spent third straight season with Nexen...selected to KBO All-Star team...played all 128 games for Nexen as team's starting first baseman and number four hitter...won KBO slugging percentage title (.602), RBI title (117) and home run title (37) all for the second straight season...also led league in OPS (1.039), walks (92) and runs (91), tied for first in total bases (271) and ranked fourth in hits (143)...named KBO League Most Valuable Player for second straight season and earned second straight Gold Glove Award.

2012: Spent second season with Nexen...set career-high with 20 stolen bases (9 caught stealing)...recorded first career 20 steal/20 home run season...led club in home runs (31), doubles (34), RBI (105), walks (73) and slugging percentage (.561), second in batting average (.290) and on-base percentage (.393), and fourth in stolen bases...won KBO slugging percentage title (.561), RBI title (105) and home run title (31)...won KBO Most Valuable Player Award and Golden Glove Award at first base.

2011: Started season with LG Twins of the Korean Baseball Organization...hit .125 (2-for-16) with just two extra-base hits in 15 games before being traded to Nexen Heroes July 31...finished season with Nexen, hitting .265 (49-for-185) with 10 doubles, 12 home runs and 28 RBI in 51 games.

2010: Spent entire season with LG Twins, hitting .188 (30-for-160) with four doubles, seven home runs, 22 RBI, 26 walks and a .305 on-base percentage in 78 games.

2009: Returned to the LG Twins to hit .218 (41-for-188) with seven doubles, nine home runs, 25 RBI and 28 runs scored in 68 games.

2008: Did not play professionally, joining the Korea Armed Forces Athletic Corps Baseball Team, serving two-year military service.

2007: Did not play professionally, joining the Korea Armed Forces Athletic Corps Baseball Team, serving two-year military service.

2006: Spent second professional season with LG, hitting .162 (21-for-130) with two doubles, five home runs and 13 RBI in 48 games.

2005: Made KBO professional debut as 18-year-old for LG...converted from catcher to first baseman...hit .190 (31-for-163) with 11 doubles, three home runs, 21 RBI, 22 runs scored and 12 walks in 79 games.

PROFESSIONAL: Originally signed by LG Twins in first round of 2005 KBO First-Year Player Draft...signed with Twins on December 1, 2015 after Twins bid to reach agreement with Nexen Heroes was accepted on November 9, 2015.

PARK'S BATTING RECORD

YEAR	CLUB	AVG	G	AB	R	H	2B	3B	HR	RBI	SH	SF	HBP	BB	SO	SB	CS	E	OBP
2005	LG	.190	79	163	22	31	11	0	3	21	0	4	6	12	48	1	0	3	.265
2006	LG	.162	48	130	7	21	2	0	5	13	1	0	2	9	42	1	3	3	.227
2009	LG	.218	68	188	28	41	7	0	9	25	0	1	4	20	70	2	1	1	.305
2010	LG	.188	78	160	25	30	4	0	7	22	2	2	2	26	55	5	1	0	.305
2011	LG	.125	15	16	3	2	1	0	1	3	0	0	0	1	9	0	0	1	.177
	Nexen	.265	51	185	28	49	10	2	12	28	0	1	2	25	67	2	0	4	.357
2012	Nexen	.290	133	469	76	136	34	0	31	105	0	7	11	73	111	20	9	7	.393
2013	Nexen	.318	128	450	91	143	17	0	37	117	0	6	8	92	96	10	2	5	.437
2014	Nexen	.303	128	459	126	139	16	2	52	124	0	4	12	96	142	8	3	4	.433
2015	Nexen	.343	140	528	129	181	35	1	53	146	0	4	12	78	161	10	3	12	.436
2016	Rochester	.224	31	116	18	26	5	0	10	19	0	0	6	6	32	0	0	1	.297
	MINNESOTA	.191	62	215	28	41	9	1	12	24	0	3	5	21	80	1	0	1	.275
	Korean Baseball Org. Totals	.281	868	2748	535	773	137	5	210	604	3	29	59	432	801	59	22	40	.387
	Minor League Totals	.224	31	116	18	26	5	0	10	19	0	0	6	6	32	0	0	1	.297
	Major League Totals	.191	62	215	28	41	9	1	12	24	0	3	5	21	80	1	0	1	.275

PARK'S CAREER FIELDING RECORD

POSITION	PCT	G	PO	A	E	TC	DP	PB
First Base	.995	24	189	17	1	207	25	—



GLEN PERKINS

HEIGHT/WEIGHT: 6-0/205
BATS/THROWS: L/L
BORN: 3/2/83 in St. Paul, MN
AGE: 33
RESIDES: Lakeville, MN
ACQUIRED: 1st round (22nd overall),
 2004 First-Year Player Draft
M.L. SERVICE: 9 years, 10 days
CONTRACT STATUS: Signed thru 2017



LHP



15

@GLENPERKINS

★ 2013 '14 '15

	2016		GAME HIGHS		CAREER
IP: 1.0, 2x, last 4/10 at KC	Walks: 1, 4/9 at KC		IP: 8.0, 6x, last 4/19/09 vs. LAA	Walks: 4, 5/13/09 vs. DET	
SO: 2, 4/9 at KC	CG: --		SO: 7, 6/30/08 vs. DET	CG: --	
Save-Streak: --	Low-Hit: --		Save-Streak: 28, 4/8-7/28/15	Low-Hit: --	

PERSONAL: Glen Weston Perkins...wife, Alisha (Weber)...daughters, Addison (11/21/06) and Lyla (8/10/08)...2001 graduate of Stillwater (MN) High School where he was named All-State in 2001...attended University of Minnesota where he was named First-Team All-Big Ten, Big Ten Freshman of the Year, *Baseball America* First-Team Freshman All-American and was one of four collegiate baseball Freshmen of the Year in 2003...set school single-season record for strikeouts (117) in 2003...named Big Ten Pitcher of the Year and First-Team All-Big Ten in 2004...selected to Louisville Slugger team, Second-Team Collegiate Baseball News, Third-Team *Baseball America* and Third-Team ABCA All-American teams in 2004...named Midwest Scouts Association College Player of the Year in 2004...was first Big Ten pitcher in history to win all of his conference starts, going 8-0 in 2004...active supporter of the Leukemia & Lymphoma Society, participating in inaugural Lefties Lunkers fishing tournament and the Light The Night Walk...along with his wife Alisha, hosts Fifteen's 5K run to benefit the Cystic Fibrosis Foundation...participates annually in Twins Winter Caravan.

CAREER HIGHLIGHTS: Is third on Twins all-time list in saves (120), trailing Joe Nathan (260) and Rick Aguilera (254) and sixth in games (401)...started professional career as starting pitcher and became reliever in 2010; became Twins closer in 2012 replacing Matt Capps...saved 28 straight games to start 2015 season, the longest save streak in Twins history...saved 30 games in three straight seasons (2013-15), the fourth closer in club history with three-or-more consecutive 30-save seasons, joining Jeff Reardon (1987-89), Rick Aguilera (1990-93) and Joe Nathan (2004-09)...named AL All-Star in 2013, '14 and '15, earning the save in 2014 at Target Field and finishing the 2015 game at Great American Ball Park...2011 and '13 Joseph W. Haynes Award winner for Twins Pitcher of the Year...tied with Trevor Plouffe for second longest tenured player in organization, having been drafted along with Plouffe in 2004 (Mauer - 2001)...drafted 22nd overall by Twins in 2004, two picks behind Plouffe and one pick ahead of Phil Hughes (Yankees); the 22nd slot was a compensation pick from Seattle, for the Twins loss of Eddie Guardado...one of 29 Minnesota natives to ever play for Twins...one of 38 different University of Minnesota Golden Gophers to be drafted by the Twins.

2016:

- Made Twins Opening Day roster for seventh time in career and sixth straight season.
- Appeared in 400th career game April 9 at Kansas City; recorded 500th career strikeout, fanning Mike Moustakas.
- Appeared in just two games for the Twins, pitching 2.0 total innings.
- Placed on 15-day April 13 with left posterior shoulder strain.
- Had season-ending surgery to repair torn labrum in left shoulder June 23, a surgery performed by Dr. Neal ElAttrache.

2015: Made Twins Opening Day roster for sixth time in career and fifth straight season...made 300th career relief appearance April 17 vs. Cleveland...recorded 89th career save April 15 vs. Kansas City, passing Al Worthington and moving into sole possession of sixth on the Twins all-time list...recorded 100th career save May 15 vs. Tampa Bay, tossing 1.0 scoreless inning...did not walk a batter in first 19 games, a streak that lasted until May 20 at Pittsburgh, walking Jung-ho Kang; streak snapped at 19.0 innings...recorded 104th career save May 23 at Chicago-AL, tying Jeff Reardon for fifth on Twins all-time list...recorded 105th career save May 26 vs. Boston, passing Reardon and moving into sole possession of fifth...saved 18th consecutive game May 27 vs. Boston, setting a Twins record for a save streak to begin a season...previous record held by Eddie Guardado, who saved 17 from March 31-June 5, 2003...finished May with 13 saves, setting a Twins record for saves in a single month...recorded 108th career save June 3 at Boston, tying Ron Davis for fourth on Twins all-time list...recorded 106th career save June 7 vs. Milwaukee, passing Davis and moving into sole possession of fourth...made 327th career relief appearance June 27 at Milwaukee, tying Al Worthington for eighth on the Twins all-time list for relief appearances...made 328th career appearance June 30 at Cincinnati, moving into sole possession of eighth place...made 329th career relief appearance July 2 at Kansas City, tying Mike Trombley for seventh on the Twins all-time list for relief appearances...made 330th July 4 at Kansas City, moving into sole possession of seventh place...recorded 28th straight save July 8 vs. Baltimore, setting club record for a save streak, passing Nathan's 27 from May 8-August 15, 2004...the save also tied Guardado (116) for third on Twins all-time list...passed Guardado with 117th career save July 23 at Los Angeles-AL...led the AL in saves (28) pre-All-Star break and posted a 1.21 ERA (37.1 IP, 5 ER) with opponents hitting .188 (26-for-138) with five walks and 36 strikeouts...selected to third consecutive All-Star team, becoming the fourth Twins pitcher to ever be named to three consecutive All-Star teams (Camilo Pascual, 1961-1962 [2x]; Rick Aguilera, 1991-93; and Johan Santana, 2005-07)...pitched the ninth inning for the AL, allowing one run on one hit while throwing just nine pitches...appeared in 376th career

game July 8 vs. Baltimore, tying Jesse Crain and Jim Perry for eighth on Twins all-time list; appeared in 377th career game July 11 vs. Detroit, passing both and moving into sole possession of eighth...blew first save July 18 at Oakland, allowing one run in the ninth inning of a 2-1 Twins lead, snapping save-streak at 28...appeared in 378th career game July 23 at Los Angeles-AL, tying Brad Radke for seventh on Twins all-time list; appeared in 379th career game July 25 vs. New York-AL, passing Radke and moving into sole possession of seventh...saved 30th game of season August 7 at Cleveland, pitching 1.0 scoreless inning, giving him three straight 30-save seasons...became fourth closer in club history with three-or-more consecutive 30-save seasons, joining Jeff Reardon (1987-89), Rick Aguilera (1990-93) and Joe Nathan (2004-09)...appeared in 386th career game August 15 vs. Cleveland, tying Juan Rincon for sixth on Twins all-time list; appeared in 387th career game August 16 vs. Cleveland, passing Rincon and moving into sole possession of sixth...left New York to travel to Minnesota to receive cortisone shot in neck August 19, missing one game and met team in Baltimore the next day...suffered back spasms in early September, missing 16 games...pitched primarily out of the seventh and eighth inning in final half of September...finished tied for eighth in the AL in saves (32).

2014: Converted first save April 3 at Chicago-AL with 1.0 scoreless inning, passing Mike Marshall and moving into sole possession of eighth on the Twins all-time list...set season-high with save streak of 10 straight, done twice: April 3-May 11 and June 21-August 5...selected to his second career All-Star Team — second consecutively — ranking fourth in the AL with 22 saves (25 opportunities) in 39 games pre-All-Star break, including a 2.97 ERA (39.1 IP, 13 ER)...selected by AL Manager Boston's John Farrell...made first career All-Star appearance, tossing a scoreless ninth inning to teammate Kurt Suzuki, earning the save and securing a 5-3 AL victory...recorded 76th career save July 10 at Seattle, tying Ron Perranoski for seventh on the Twins all-time list; saved 77th career game July 21 vs. Cleveland, moving into sole possession of seventh place...saved 30th game August 13 at Houston, becoming the sixth closer in Twins history to save 30 games in consecutive seasons, joining Ron Perranoski (1969-70), Jeff Reardon (1987-89), Rick Aguilera (1990-93), Eddie Guardado (2002-03) and Joe Nathan (2005-09)...allowed just one home run in a stretch of 44 games (44.1 IP) May 1 (Game 1)-August 24, the home run coming June 8 vs. Houston, a grand slam by Jon Singleton; posted a streak of 28 games (28.0 IP) without allowing a home run during that time June 10-August 24...recorded 88th career save September 14 at Chicago-AL, tying Al Worthington for sixth on the Twins all-time list...made final appearance September 16 vs. Detroit and was shutdown for the season with a left forearm muscle strain and nerve irritation in left elbow...saved 34 games (41 opportunities), the second most of his career and sixth most in the AL...appeared in 63 games, tied for 10th most among left-handed relievers in the AL...posted a strikeout-to-walk ratio of 6.00, the highest of career and ninth best in the AL among relievers and ninth best in baseball...posted a walks-per-9.0 IP ratio of 1.61, the best of career, and 10th best in the AL among relievers.

2013: Earned the win in first appearance April 3 vs. Detroit, tossing 1.0 scoreless inning...converted each of his first seven save opportunities April 6-May 9...struck out at least one batter in 18 consecutive appearances April 16-June 4, totaling 31 in that span (17.2 IP)...did not allow a run in 11 June appearances (11.0 IP), allowing just four hits and one walk...converted 14 consecutive save opportunities May 29-July 22; did not allow a run in that span, 19 straight appearances (19.1 IP)...did not allow a home run in 23 consecutive appearances May 25-July 23; Twins went 22-1 in that span...walked just two batters in a 25-game span (25.1 IP) May 15-July 22...saved 21 games, posted a 1.82 ERA (34.2 IP, 7 ER) and held opponents to a .172 batting average in the first half and was selected to the American League All-Star team, the first of his career...he became the fourth Minnesota native to represent the Twins in the All-Star Game (Kent Hrbek, Jack Morris and Joe Mauer)...recorded 46th career save August 9 at Chicago-AL, passing Matt Capps (45) and moving into sole possession of 10th place on the Twins all-time list...recorded 30th save August 22 at Detroit, becoming the 13th pitcher in club history to reach the 30-save plateau in a single season...recorded 51st career save September 9 vs. Los Angeles-AL, tying Bill Campbell for ninth on Twins all-time list...recorded 52nd career save September 10 vs. Oakland, passing Campbell and moving into sole possession of ninth place...recorded 54th career save September 18 at Chicago-AL, tying Mike Marshall for eighth on the Twins all-time list...led Twins relievers in strikeouts (77) and ranked third in the AL among left-handed relievers...struck out at least one batter in 49 of 61 appearances and multiple batters in 25 appearances...ranked seventh in the AL in save percentage (90.0), ninth in saves (36) and opponent batting average for relievers (.196)...was given the Joseph W. Haynes Award for Twins Pitcher of the Year, voted on by the Twins Cities Chapter of the BBWAA...also given Carl R. Pohlad Community Service Award, voted on by the Twins Community Fund Board of Directors.

2012: Made Twins Opening Day roster for third time in career and second straight season...signed a three-year extension with club option for fourth year March 8...allowed just two runs in a 20-game span (19.1 IP) with an ERA of 0.93 May 13-June 30...earned first win of season, tossing 1.0 scoreless inning May 29 vs. Oakland...posted an ERA of 1.42 (12.2 IP, 2 ER) in 13 May appearances and a 1.54 ERA (11.2 IP, 2 ER) in 12 June appearances...recorded third and fourth career saves in back-to-back appearances June 20 at Pittsburgh and June 22 at Cincinnati in Matt Capps' absence (DL)...struck out at least one batter in nine straight games (13 total) June 5-25, his third longest streak of career...made 200th career appearance August 25 at Texas...set single-season career-high with 66th appearance September 23 at Detroit...converted 12 straight save opportunities July 20-September 28, which was third best in baseball at the time...18 of final 21 appearances were scoreless August 7-October 1, posting a 1.23 ERA (22.0 IP, 3 ER) in that span...walked just one batter in final 19 appearances (67 batters-faced) August 15-October 1...struck out multiple batters on 24 occasions and three batters on six occasions...was one of just two AL relievers and seven relievers in baseball with at least 10 holds (11) and 15 saves (16), the others being Santiago Casilla (12 H, 25 S), Steve Chisek (13 H, 15 S), Heath Bell (13 H, 19 S), Jonathan Broxton (10 H, 27 S), Grant Balfour (15 H, 24 S) and Tyler Clippard (13 H, 32 S)...ranked second in baseball in saves for a left-hander (16) behind Aroldis Chapman (38)...tied for fourth in AL in games among lefties (70)...named to 2013 USA roster for World Baseball Classic.

2011: Made Twins Opening Day roster for second time in career, and first time since 2009...did not allow a run in first 10 appearances (9.1 IP) April 1-24...allowed just one run in first 17 appearances (18.2 IP) April 1-May 13 for a 0.48 ERA in that span...struck out 13 of 31 batters faced (42%) in a seven-game span (8.0 IP) May 7-18...placed on 15-day disabled list with a right oblique strain May 22...went on rehab assignment to Triple-A Rochester June 11-16; reinstated June 17...did not allow a home run in first 47 appearances (45.1 IP) April 1-August 8, until allowing one to David Ortiz August 10 vs. Boston...walked just one batter (Paul Konerko, July 9; intentionally) in a 19-game stretch (16.2 IP) June 28-August 5...allowed just one run in a 20-game span, posting a 0.51 ERA (17.2 IP, 1 ER) June 26-August 5...allowed just two hits in an 18-game span, holding opponents to a .041 average (2-for-49) June 29-August 5...recorded first career save with 0.2 scoreless inning July 3 vs. Milwaukee...recorded second career save in next appearance July 5 vs. Tampa Bay, pitching 0.1 scoreless inning (3 pitches)...posted a three-game winning streak July 16-26...48 of 65 appearances were scoreless and allowed multiple runs on just two occasions (back-to-back appearances, August 6 vs. Chicago-AL and August 8 vs. Boston)...struck out two-plus batters in 20 of 65 appearances...posted 9.49 strikeouts-per-9.0 innings ratio...struck out at least one batter in 42 of 65 appearances...his 65 strikeouts were second most in the AL for a lefty reliever behind Chicago's Chris Sale (79), and were eighth most in baseball...his 65 appearances were sixth most for a lefty reliever in the American League...his strikeouts-per-9.0 innings ratio was 12th best in the American League for pitchers with a minimum of 50.0 innings pitched...ranked third on the Twins staff in appearances...led Twins staff in strikeouts-per-9.0 innings...was the recipient of the Joseph W. Haynes Award as the Twins Pitcher of the Year and the Charles O. Johnson Award as the Most Improved Twin, both awards voted on by the Twins Cities Chapter of the BBWAA.

2010: Started season with Triple-A Rochester...had season-high nine strikeouts (5.2 innings) May 27 at Durham...recalled by Twins August 11 and made a start that same night at Chicago-AL, allowing six runs (4 ER) on five hits in 4.2 innings pitched...made three appearances out of the bullpen for the Twins before being optioned to Rochester August 27...recalled to Twins September 6...finished season at Rochester with a record of 4-9, 5.81 ERA (124.0 IP, 80 ER) with 98 strikeouts and 36 walks in 26 games (24 starts)...pitched 6.0-plus innings in six of last 11 starts for Red Wings...recalled by Minnesota...did not allow a run in five consecutive appearances (6.1 IP) September 7-21...earned only major league win of season, tossing 1.0 scoreless inning of relief September 21 vs. Cleveland; the win was eventual AL Central clinching victory for the Twins.

2009: Made Twins Opening Day roster for first time in career as Twins number four starter...tossed 8.0 innings in each of first three starts April 9-19, including first win April 19 vs. Los Angeles-AL...allowed no more than two runs in any of those first three starts, becoming first pitcher to begin a season with three straight games of at least 8.0 innings and two-or-fewer runs allowed since Pat Hentgen did it for Baltimore in 2001...no other pitcher has started a season with a three-game streak of that kind for Twins since the club relocated to Minnesota in 1961...placed on 15-day disabled list with inflammation in left elbow May 18...made two rehab starts at Single-A Ft. Myers and returned to Twins June 16...placed on 15-day disabled list August 11 with left shoulder tendinitis...finished season with Triple-A Rochester.

2008: Began season at Triple-A Rochester...recalled and made first major league start May 10 vs. Boston...recorded first career win May 20 vs. Texas...earned second career win May 25 at Detroit...had season-high seven strikeouts June 30 vs. Detroit...tossed season-high 8.0 innings, allowing three runs on 10 hits, for third career win June 19 vs. Washington...won five straight decisions June 19-July 18...tied for first in American League in July for wins (4)...recorded five straight wins in a six start span July 29-August 27, including two 8.0 shutout inning performances vs. New York-AL August 11 and at Los Angeles-AL August 22...logged 10th win on August 17 vs. Seattle, becoming 11th Twins pitcher in history to win at least 10 games in rookie season...recorded third most wins (12) for a Twins pitcher in his rookie season, tying Francisco Liriano (2006), Jesse Crain (2005), Mark Redman (2000) and Kevin Tapani (1990)...tied Jim "Mudcat" Grant (1965) and Camilo Pascual (1965) for fifth highest single-season winning percentage (.750) all-time for a Twins starter (minimum of 20 starts), and fourth highest by a left-handed pitcher (Frank Viola, .774, 1988; Johan Santana, .769, 2004; Santana, .760, 2006)...was also the best winning percentage for a rookie pitcher...12 wins tied him for sixth in the American League for victories by a left-handed pitcher.

2007: Began season at Triple-A Rochester...recalled April 12...placed on 15-day disabled list with a muscle strain in left shoulder May 22...pitched in one game for GCL Twins on rehab assignment July 11...had rehab assignment transferred to Ft. Myers July 14-18...assigned to New Britain on injury rehab August 17-30...reinstated from disabled list September 11...did not allow a run in seven appearances (5.0 IP) September 12-28...ranked 14th best prospect in the Twins organization by *Baseball America* entering the 2008 season.

2006: Began season at Double-A New Britain and recorded first win May 19 allowing just one run in 7.0 innings...tossed a complete game shutout June 4...averaged 10.05 strikeouts-per-9.0 innings at New Britain...promoted to Rochester September 3...contract selected by Minnesota September 19...made major league debut September 21 at Boston, becoming 27th native Minnesotan to play for the Twins; pitched 1.1 scoreless innings and struck out first batter he faced in major leagues...ranked second best prospect in Twins organization by *Baseball America* entering the 2007 season.

2005: Began season at Single-A Ft. Myers...disabled with sprained left wrist April 15-22...had season-high 14 strikeouts June 11 at Lakeland...named Twins minor league Pitcher of the Week June 11-17...tossed season-high 9.0 innings and six-hit shutout June 16 vs. Clearwater...promoted to New Britain June 23...pitched for Grand Canyon in the Arizona Fall League...ranked fourth best prospect in Twins organization by *Baseball America* entering 2006 season.

2004: Began season at Rookie Elizabethton...was 1-0, 2.25 ERA (12.0 IP, 3 ER) in three starts July 6-17...promoted to Quad Cities July 21...was 2-0, 1.30 ERA (34.2 IP, 5 ER) in six starts August 8-September 4...pitched season-high 7.0 innings August 19 at Ft. Wayne.

PROFESSIONAL: Selected by Twins in first round (22nd overall) of 2004 First-Year Player Draft; signed by scout Mark Wilson...the 22nd slot was a compensation pick from Seattle for the Twins loss of Eddie Guardado over the off-season.

PERKINS' 2016 GAME LOGS

DATE	OPP.	W	L	SV	SVO	HLD	ERA	GS	CG	IP	H	R	ER	HR	BB	IBB	HB	SO	AVG	#PIT
4/9	@KC	0	0	0	0	0	0.00	0	0	1.0	2	0	0	0	1	0	0	2	.400	27
4/10	@KC	0	0	0	1	0	9.00	0	0	1.0	3	2	2	0	0	0	0	1	.500	21
April		0	0	0	1	0	9.00	0	0	2.0	5	2	2	0	1	0	0	3	.500	48
Totals		0	0	0	1	0	9.00	0	0	2.0	5	2	2	0	1	0	0	3	.500	48

PERKINS' PITCHING RECORD

YEAR	CLUB	W-L	ERA	G	GS	CG	SH	SV	IP	H	R	ER	HR	HB	BB	SO	WP	BK	BAA
2004	Elizabethhton	1-0	2.25	3	3	0	0	0	12.0	8	3	3	0	0	4	22	0	0	.186
	Quad Cities	2-1	1.30	9	9	0	0	0	48.1	33	9	7	2	3	12	49	0	0	.205
2005	Ft. Myers	3-2	2.13	10	9	2	1	0	55.0	41	14	13	2	1	13	66	2	0	.205
	New Britain	4-4	4.90	14	14	0	0	0	79.0	80	45	43	4	8	35	67	3	1	.263
2006	New Britain	4-11	3.91	23	23	2	1	0	117.1	109	60	51	11	6	45	131	3	1	.243
	Rochester	0-1	2.08	1	1	0	0	0	4.1	6	1	1	0	0	5	3	0	0	.333
	MINNESOTA	0-0	1.59	4	0	0	0	0	5.2	3	1	1	0	0	6	0	0	0	.150
2007	Rochester	0-0	1.50	1	1	0	0	0	6.0	2	1	1	1	0	1	2	0	0	.105
	MINNESOTA	0-0	3.14	19	0	0	0	0	28.2	23	10	10	2	2	12	20	2	0	.232
	New Britain	0-2	11.05	3	3	0	0	0	7.1	11	9	9	4	0	7	7	2	0	.344
	Ft. Myers	0-0	27.00	1	1	0	0	0	1.0	3	3	3	1	0	0	0	1	0	.500
	GCL Twins	0-0	1.80	3	3	0	0	0	5.0	3	1	1	0	1	2	6	1	0	.167
2008	Rochester	2-1	2.97	7	6	1	1	0	33.1	28	15	11	2	1	19	27	1	1	.220
	MINNESOTA	12-4	4.41	26	26	0	0	0	151.0	183	81	74	25	3	39	74	2	1	.301
2009	MINNESOTA	6-7	5.89	18	17	0	0	0	96.1	120	64	63	13	1	23	45	2	1	.304
	Ft. Myers	1-0	2.45	2	2	1	1	0	11.0	8	5	3	2	0	1	9	0	0	.195
	GCL Twins	0-0	0.00	1	1	0	0	0	1.0	0	0	0	0	0	0	0	0	0	.000
2010	Rochester	4-9	5.81	26	24	0	0	0	124.0	160	91	80	14	5	36	98	1	1	.309
	MINNESOTA	1-1	5.82	13	1	0	0	0	21.2	29	16	14	3	4	5	14	0	0	.337
2011	Rochester	0-0	0.00	2	1	0	0	0	3.0	4	0	0	0	0	0	2	0	0	.333
	MINNESOTA	4-4	2.48	65	0	0	0	2	61.2	55	19	17	2	1	21	65	3	0	.244
2012	MINNESOTA	3-1	2.56	70	0	0	0	16	70.1	57	25	20	8	3	16	78	3	0	.222
2013	MINNESOTA	2-0	2.30	61	0	0	0	36	62.2	43	16	16	5	3	15	77	0	0	.196
2014	MINNESOTA	4-3	3.65	63	0	0	0	34	61.2	62	29	25	7	2	11	66	3	0	.258
2015	MINNESOTA	3-5	3.32	60	0	0	0	32	57.0	58	21	21	9	0	10	54	4	0	.256
2016	MINNESOTA	0-0	9.00	2	0	0	0	0	2.0	5	2	2	0	0	1	3	2	0	.500
Minor League Totals		21-31	4.01	106	101	6	4	0	507.2	496	257	226	43	25	180	489	14	4	.254
Major League Totals		35-25	3.83	401	44	0	0	120	618.2	638	284	263	74	19	153	502	21	2	.267

PERKINS' DIVISION SERIES RECORD

YEAR	OPPONENT	W-L	ERA	G	GS	CG	SH	SV	IP	H	R	ER	HR	HB	BB	SO	WP	BK	BAA
2006	Oakland	0-0	0.00	1	0	0	0	0	0.1	2	0	0	0	0	0	0	0	0	.667

PERKINS' WORLD BASEBALL CLASSIC RECORD

YEAR	CLUB	W-L	ERA	G	GS	CG	SH	SV	IP	H	R	ER	HR	HB	BB	SO	WP	BK	BAA
2013	USA	0-0	9.00	2	0	0	0	0	2.0	3	2	2	0	0	2	2	0	0	.429

PERKINS' ALL-STAR GAME RECORD

YEAR	HOST	W-L	ERA	G	GS	CG	SH	SV	IP	H	R	ER	HR	HB	BB	SO	WP	BK	BAA
2013	New York-NL	DID NOT PITCH																	
2014	Minnesota	0-0	0.00	1	0	0	0	1	1.0	0	0	0	0	0	0	1	0	0	.000
2015	Cincinnati	0-0	9.00	1	0	0	0	0	1.0	1	1	1	0	0	0	0	0	0	.333
TOTALS		0-0	4.50	2	0	0	0	1	2.0	1	1	1	0	0	0	1	0	0	.143

PERKINS' CAREER FIELDING RECORD

POSITION	PCT	G	PO	A	E	TC	DP	PB
Pitcher	.963	401	17	86	4	107	3	—

PERKINS' CAREER BATTING RECORD

BATTING	AVG	AB	R	H	2B	3B	HR	RBI	SH	SF	HBP	BB	SO	SB	CS	OBP
Career	.000	4	0	0	0	0	0	0	3	0	0	0	4	0	0	.000



TREVOR PLOUFFE

HEIGHT/WEIGHT: 6-2/216
BATS/THROWS: R/R
BORN: 6/15/86 in West Hills, CA
AGE: 30
RESIDES: Porter Ranch, CA
ACQUIRED: 1st round (20th overall),
 2004 First-Year Player Draft
M.L. SERVICE: 5 years, 162 days
CONTRACT STATUS: Signed thru 2016



3B



24

@TPOUFFE24

2016		GAME HIGHS	CAREER	
Hits: 3, 7x, last 8/17 at ATL	HR: 1, 12x, last 9/6 vs. KC		Hits: 4, 3x, last 9/23/14 vs. ARI	HR: 2, 3x, last 9/11/15 at CWS
RBI: 3, 5x, last 9/3 vs. CWS	Grand Slam: - -		RBI: 5, 5/3/15 vs. CWS	Grand Slam: 2, last 7/17/15 at OAK
Hit-Strike: 5, 2x, last 8/26-30	SB: 1, 5/16 at DET		Hit-Strike: 17, 6/30-7/19/12	SB: 1, 11x, last 5/16/16 at DET

PERSONAL: Trevor Patrick Plouffe (pronounced ploof)...wife, Olivia (Pokorny)...son, Theodore "Teddy" Winston James (7/29/15)...2004 graduate of Crespi Carmelite (CA) High School...named 2004 Collegiate Baseball News High School All-American and *USA Today* All-American...one of 17 players from that high school to be drafted by a major league team and the highest picked of all those players...enjoys playing hacky sack...participates annually in Twins Winter Caravan.

CAREER HIGHLIGHTS: Ranks second on Twins in RBI (320) since 2012, and second in doubles (88) since 2014...ranks second in games (379) and RBI (191) in Target Field's history...hit 20-plus home runs in 2012 and '15, one of three Twins third baseman to ever hit 20-plus home runs in multiple seasons, joining Corey Koskie (twice) and Gary Gaetti (6 times)...hit the 10,000th home run in Twins (since 1961) and Washington Senators (1901-60) franchise history August 29, 2014 at Baltimore...named Co-American League Player of the Week with teammate Danny Santana in August of 2014...was Twins nominee for the 2014 Hank Aaron Award...drafted and started professional career as shortstop but played mainly utility role at major league level from 2010-12, until becoming a third baseman in 2013...tied with Glen Perkins for second longest tenured player in organization, having been drafted along with Perkins in 2004 (Mauer - 2001)...drafted 20th overall by Twins in 2004, two picks ahead of Perkins (Twins) and three picks ahead of Phil Hughes (Yankees).

2016:

- ❖ Made Twins Opening Day roster for fifth straight season; was Opening Day third baseman for fourth straight season April 4 at Baltimore.
- ❖ Played 12 games for the Twins before being placed on 15-day disabled list April 19 with a right intercostal strain; played two games on rehab assignment with Single-A Ft. Myers and was reinstated May 3.
- ❖ Placed on 15-day disabled list again July 4 with a fractured left rib; played five games on rehab assignment with Triple-A Rochester and was reinstated August 8.
- ❖ Recorded season-long hitting streak of five, twice: May 31-June 4 and August 26-30.
- ❖ Hit .306 (15-for-49) with five home runs and 12 RBI in a 12-game span before being placed on the 15-day day disabled list September 10 with a left hamstring strain and missed the rest of the season.

2015: Made Twins Opening Day roster for fourth straight season; was Opening Day third baseman for third straight season April 6 at Detroit...hit first home run of season April 13 vs. Kansas City, the 36th of his career at Target Field, becoming the park's all-time leader in home runs...hit first career walk-off home run April 17 vs. Cleveland off Bryan Shaw, giving the Twins a 3-2 win in 11 innings...hit first career grand slam May 3 vs. Chicago off John Danks...also set single-game career-high with five RBI...missed one game May 9 at Cleveland, attending funeral of a family member...reached base in 24 straight games April 17-May 15, posting a .381 on-base percentage in that span...at the time, it was the second longest active streak in baseball...hit .312 (29-for-93) with seven doubles, one triple, five home runs, 21 RBI, 11 walks and 13 runs scored in 25 May games; 21 RBI tied for eighth most in the AL...set single-season career-high with third triple July 4 at Kansas City...hit second career grand slam July 17 at Oakland, one of 17 players in baseball to hit two-plus grand slams during the season...homered in back-to-back games four different times: May 2-3, July 12-17, July 23-24 and August 16-17...placed on Paternity List July 29 to attend birth of first child, Theodore Winston James, born that night...recorded third career two-homer game September 11 at Chicago-AL...second home run was his 20th, marking second time in career with 20-plus homers (24 in 2012)...became third Twins third baseman to ever hit 20-plus home runs in multiple seasons, joining Corey Koskie (twice) and Gary Gaetti (6 times)...hit safely in season-high 10 straight September 9-19, hitting .378 (14-for-37) with three home runs and eight RBI during the streak...set single-season career-highs in hits (140), RBI (86), runs scored (74), games (152), at-bats (573) and triples (4)...led Twins in RBI, ranked second in doubles (35), and third in games and hits...led all AL third basemen in fielding percentage (.977) and ranked second in baseball (minimum 1,100.0 innings played)...tied for second among AL third basemen in RBI, tied for third in doubles and fourth in extra-base hits (61).

2014: Made Twins Opening Day roster for third straight season and was in Opening Day lineup for second straight season, playing third base and batting sixth March 31 at Chicago-AL, going 1-for-4 with a double...hit safely in first eight games March 31-April 9 and again April 19-30, which proved to be season-high...hit .307 (27-for-88) with 10 doubles, 19 RBI, 15 walks and 18 runs scored in 23 April games; 10 doubles were tied for second most in the AL and 19 RBI tied for ninth...tied single-season career-high with 22nd double June 6 vs. Houston; set new career-high with 23rd July 1 vs. Kansas City...placed on 15-day disabled list June 15 with inflammation between ninth rib and costal cartilage on left side, suffered while diving for a ball the previous game...tied career-high with four hits August 2 at Chicago-AL, two doubles and two singles...hit 37th double August 24 vs. Detroit, tying Corey Koskie (2001 and 02) for first on Twins all-time single-season doubles list for primary third basemen...hit 38th double August 27 at Kansas City, passing Koskie and moving into sole possession of first on that list...named Co-American League Player of the Week with teammate Danny Santana for the period ending August 24, both players first career honor...batted .367 (11-for-30) with five doubles, two home runs, 10 RBI and six runs scored; his five doubles were tied for most in baseball during the week...he and Santana were the second and third Twins to win award this season, joining Chris Colabello (April 7)...hit the 10,000th home run in Twins (since 1961) and Washington Senators (1901-60) franchise history August 29 at Baltimore; coincidentally, hit the 9,999th seven days earlier August 22 vs. Detroit, also hit the 10,001st August 31 at Baltimore...hit .317 (33-for-104) with 10 doubles, five home runs and 24 RBI in 26 August games; 24 RBI were tied for third most in the AL, while 10 doubles were tied for fourth most...hit 40th double September 5 vs. Los Angeles-AL, becoming the 17th Twin to hit 40 doubles in a season (20th time), and first since 2010 when Delmon Young (46) and Joe Mauer (43) did it...tied season and career-high with four hits September 23 vs. Arizona, all singles...suffered fractured left forearm September 24 vs. Arizona when A.J. Pollack slid into his wrist at third base; missed remainder of season...had surgery to repair arm September 29...set career-highs in hits (134), doubles (40), triples (2), RBI (80), runs scored (69), walks (53), games (136), at-bats (520) and total bases (220)...finished tied for fourth in the AL in doubles and tied for eighth in baseball...among AL third basemen, ranked first in doubles, fourth in RBI and walks, and fifth in runs scored and total bases...named Twins nominee for the 2014 Hank Aaron Award...award eventually given to co-winners Philadelphia's Jimmy Rollins and Chicago White Sox's Paul Konerko.

2013: Started first ever Opening Day, playing third base and batting sixth April 1 vs. Detroit...tied career-high with three hits May 8 at Boston; also drove in three runs on the night...hit safely in eight straight May 12-21 prior to landing on 7-day disabled list with a concussion, he suffered while sliding into the leg of Dan Uggla at second base May 21 at Atlanta...was reinstated from 7-day DL May 30, strained his left calf that same day and placed on 15-day DL...played four games for Triple-A Rochester on rehab assignment and was reinstated June 14...hit safely in 21 of 22 games May 12-June 30, including a season-high 12-game hitting streak June 18-30...recorded first career four-hit game (6 at-bats), including a home run, September 3 at Houston...hit 20th double September 6 vs. Toronto, setting a single-season career-high...hit .330 (34-for-103) in 27 September games; his 34 hits were tied for third most in the AL...ranked fourth on the Twins in hits (121) and RBI (52), and tied for third in home runs (14).

2012: Made Twins Opening Day roster for first time in career...drew 13 walks in 18-game span April 17-May 14...tied career-high with four RBI June 9 vs. Chicago-NL...also set single-season career-high with ninth home run...homered in four straight games June 12-15, the longest streak for a Twins player since Jim Thome September 4-11, 2010...set Twins all-time single-season Interleague home run record, hitting his eighth, passing Torii Hunter (7 in 2005) June 15 vs. Milwaukee (finished with 9)...had first two career two-homer games — June 15 vs. Milwaukee and July 1 vs. Kansas City...set career-high with three walks June 16 vs. Milwaukee...hit one home run in first 22 games April 6-May 14, but hit 18 homers in next 39 games May 16-July 3...batted .327 (32-for-98) with 11 home runs, 21 RBI, 22 runs scored and a .735 slugging percentage in 26 June games; his slugging percentage ranked second in American League and his home runs were tied for second over that same span...hit safely in career-high 17 games June 30 (Game 1)-July 19, batting .328 (22-for-67) in that span...placed on 15-day disabled list with bruised right thumb July 27...returned from rehab at Triple-A Rochester and reinstated August 13...hit 20th home run August 29 vs. Seattle, becoming first Twin to have 20-plus homers in rookie or year-after-rookie season since Marty Cordova won the AL Rookie of the Year Award with 24 home runs in 1995, according to Elias...finished second on the team in home runs with 24, 18 being solo shots; hit 12 homers off lefties and righties each.

2011: Participated in Twins major league spring training and was optioned March 19; started season with Triple-A Rochester...played in 21 games for Red Wings, batting .282 (22-for-78) with four doubles, six home runs and 13 RBI...recalled by Twins May 4...hit home run in first major league at-bat of the season, a solo shot off Tim Wakefield May 6 at Boston...homered in consecutive games May 19 at Oakland and May 20 at Arizona...optioned to Triple-A Rochester as Twins called up outfielder Brian Dinkelman June 2...batted .333 (38-for-114) with seven doubles, nine home runs and 20 RBI in 30 games with Red Wings...recalled by Twins July 14...started first career game in the outfield (rightfield) July 15 vs. Kansas City...posted two career-high seven-game hitting streaks — August 10-20 and again August 28-September 4...recorded career-high four RBI September 3 at Los Angeles-AL...had walk-off single in Twins final game of season (1-0) in bottom of ninth inning September 28 vs. Kansas City...played five different positions defensively — 45 games at shortstop, 17 games at second base (15 starts), 11 games in rightfield (9 starts), three games in leftfield (2 starts) and one game at first base...his eight doubles in September set Twins rookie record for most doubles in the month...combined to bat .268 (128-for-478) with 29 doubles, four triples, 23 home runs, 64 RBI and 80 runs scored in 132 games between Triple-A Rochester and Minnesota...his 23 home runs led the Twins organization and his 234 total bases ranked fourth.

2010: Participated in Twins major league spring training and was optioned March 19; started season with Triple-A Rochester and played in 39 games for Red Wings before being recalled May 21...made major league debut, starting at shortstop, May 21 vs. Milwaukee...went 2-for-5 in that game with a double, a run scored and two RBI; singled off Dave Bush for first major league hit...played in three games for Twins (all in the Milwaukee series May 21-23) before being optioned to Rochester May 25; recalled, June 11...played in four games before being optioned again June 19; recalled July 30...hit first career home run August 7 at Cleveland, a solo shot off Fausto Carmona...optioned to Rochester August 10; recalled September 1...appeared in 12 games for Twins in September, almost exclusively as a pinch-runner...hit second career major league home run October 1 vs. Toronto...finished season with 17 home runs between Rochester and Minnesota...named to MiLB.com's Twins organizational All-Star team...ranked 24th best prospect in Twins organization by *Baseball America* entering 2011 season.

2009: Participated in his first Twins major league spring training and was optioned March 17; spent entire season at Triple-A Rochester...was youngest member of Red Wings Opening Day roster (22)...hit first inning grand slam May 24 at Norwich...had two-run walk-off home run June 2 vs. Gwinnett...went 4-for-4 with a double and a home run August 29 vs. Buffalo...hit .314 (27-for-86) with 12 RBI and 18 runs scored in 27 games in August...batted .538 (7-for-13) with bases loaded...his 10 home runs were most he had in a season since 2005 when he hit 13 for Beloit...played 118 games for Red Wings, including 112 at shortstop...led all International League shortstops in total chances (542), putouts (86), errors (26) and double plays (84)...ranked 24th best prospect in the Twins organization by *Baseball America* entering 2010 season.

2008: Began season at Double-A New Britain...recorded first four-hit game of season, driving in four and scoring three runs April 12 at Portland...had four straight multi-hit games April 20-23...promoted to Rochester June 13...finished with 20 multi-hit games for Red Wings...played 32 games at third base, 20 games at second base and 12 games at shortstop for Rochester...hit .307 (39-for-127) off lefties between Double-A and Triple-A...ranked 13th best prospect in Twins organization by *Baseball America* entering the 2009 season.

2007: Spent entire season at Double-A New Britain...had four-hit game April 26 vs. Portland...named Twins minor league Player of the Week April 27-May 3, hitting .476 (10-for-21) with two doubles, two home runs and five RBI...had second four-hit game of season May 28 at Harrisburg... named Eastern League Player of the Week May 28-June 3 while hitting .441 (15-for-34) with five doubles, one home run, eight runs and six RBI... hit safely in 12 straight games June 18-28...hit .325 (38-for-117) with four home runs, 15 RBI, five doubles, two triples and 17 runs scored in 28 June games...was second on club in hits (136) and third in league in doubles (37)...participated in the Arizona Fall League, hitting .280 (14-for-50) in 15 games for the Phoenix Desert Dogs...tied for 11th in all of minors with 15 sacrifice hits...ranked 10th best prospect in the Twins organization by *Baseball America* entering the 2008 season.

2006: Spent entire season at Single-A Ft. Myers...had nine-game hit-streak June 11-26, including first home run June 20 vs. Lakeland...led club in doubles (26), and was third in hits (112) and runs scored (60).

2005: Spent entire season at Single-A Beloit...hit first home run April 10 vs. Quad Cities...hit safely in nine straight games June 9-17, batting .382 (13-for-34) with two home runs, six RBI and five runs scored...had first four-hit game July 4 at Wisconsin...had four straight multi-hit games July 14-17, including two three-hit games...hit four home runs in six-game span July 30-August 4...finished season with 15 multi-RBI games... ranked second on club in home runs (13), third in runs scored (58) and games (127), and fourth in hits (104)...ranked 12th best prospect in the Midwest League by *Baseball America*...ranked ninth best prospect in the Twins organization by *Baseball America* entering the 2006 season.

2004: Played 60 games at Rookie Elizabethton and hit safely in 48 of those contests...had three-hit game June 26 vs. Princeton with one home run and two RBI...had nine-game hit-streak July 31-August 9, including four-hit game August 4 vs. Danville...hit safely in 13 of last 14 games played, including four-hit game on last day of season August 29 at Princeton...was second on club in hits (67)...ranked sixth best prospect in Appalachian League by *Baseball America*.

PROFESSIONAL: Selected by Twins in first round (20th overall) of 2004 First-Year Player Draft; signed by Twins scout Bill Mele.

PLOUFFE'S PLAYING RECORD

YEAR	CLUB	AVG	G	AB	R	H	2B	3B	HR	RBI	SH	SF	HBP	BB	SO	SB	CS	E	OBP
2004	Elizabethton	.283	60	237	29	67	7	2	4	28	2	3	3	19	34	2	1	16	.340
2005	Beloit	.223	127	466	58	104	18	0	13	60	5	7	4	50	78	8	4	35	.300
2006	Ft. Myers	.246	125	455	60	112	26	4	4	45	2	5	4	58	93	8	5	29	.333
2007	New Britain	.274	126	497	75	136	37	2	9	50	15	3	2	38	89	12	7	32	.326
2008	New Britain	.269	58	227	32	61	17	3	3	21	3	0	3	16	43	4	2	7	.325
	Rochester	.256	66	250	34	64	17	3	6	39	5	3	0	14	47	1	1	11	.292
2009	Rochester	.260	118	430	53	112	23	5	10	60	4	7	2	34	68	3	6	26	.313
2010	Rochester	.244	102	402	53	98	22	4	15	49	8	2	6	27	90	5	5	12	.300
	MINNESOTA	.146	22	41	7	6	1	0	2	6	2	1	0	0	14	0	0	1	1.143
2011	Rochester	.313	51	192	33	60	11	3	15	33	1	3	3	21	39	3	1	5	.384
	MINNESOTA	.238	81	286	47	68	18	1	8	31	2	3	4	25	71	3	3	12	.905
2012	Rochester	.000	2	8	0	0	0	0	0	0	0	0	0	1	2	0	0	0	.111
	MINNESOTA	.235	119	422	56	99	19	1	24	55	0	2	4	37	92	1	3	19	.301
2013	Rochester	.333	4	15	3	5	0	0	1	3	0	0	0	2	3	0	0	1	1.412
	MINNESOTA	.254	129	477	44	121	22	1	14	52	1	4	6	34	112	2	1	13	.309
2014	MINNESOTA	.258	136	520	69	134	40	2	14	80	0	5	4	53	109	2	1	14	.328
2015	MINNESOTA	.244	152	573	74	140	35	4	22	86	1	4	4	50	124	2	1	12	.307
2016	Ft. Myers	.125	2	8	0	1	0	0	0	0	0	0	0	2	0	0	0	0	.125
	Rochester	.316	6	19	4	6	2	0	1	2	0	0	1	5	0	0	0	0	.350
	MINNESOTA	.260	84	319	35	83	13	1	12	47	1	3	2	19	60	1	0	7	.303
	Minor League Totals	.258	846	3206	434	826	180	26	81	390	45	33	27	281	591	46	32	174	.320
	Major League Totals	.247	723	2638	332	651	148	10	96	357	7	22	24	218	582	11	9	78	.308

PLOUFFE'S CAREER FIELDING RECORD

POSITION	PCT	G	PO	A	E	TC	DP	PB
Third Base	.958	545	396	991	61	1448	109	—
Shortstop	.944	55	86	132	13	231	38	—
First Base	.993	36	244	21	2	267	19	—
Outfield	.979	30	44	3	1	48	1	—
Second Base	.989	23	39	48	1	88	13	—
Totals	.962	689	809	1195	78	2082	180	—



JORGE POLANCO

HEIGHT/WEIGHT: 5-11/198
BATS/THROWS: S/R
BORN: 7/5/93 in San Pedro de Macoris, DR
AGE: 23
RESIDES: Santo Domingo, DR
ACQUIRED: Signed as an undrafted free agent, 7/6/09
M.L. SERVICE: 106 days
CONTRACT STATUS: Signed thru 2016

@JORGE_POLANCO



INF



11

2016		GAME HIGHS		CAREER	
Hits: 3, 3x, last 9/13 at DET	HR: 1, 4x, last 10/1 at CWS		Hits: 3, 3x, last 9/13/16 at DET	HR: 1, 4x, last 10/1/16 at CWS	
RBI: 4, 9/13 at DET	GS: - -		RBI: 4, 9/13/16 at DET	GS: - -	
Hit-Streak: 13, 5/20-8/11	SB: 1, 4x, last 9/17 at NYM		Hit-Streak: 13, 5/20-8/11/16	SB: 1, 5x, last 9/17/16 at NYM	

PERSONAL: Jorge Luis Polanco...signed out of San Pedro de Macoris, Dominican Republic one day after 16th birthday July 6, 2009.

CAREER HIGHLIGHTS: Ranked sixth best prospect in Twins system by *Baseball America*, entering 2016...made major league debut June 26, 2014 at Los Angeles-AL, at 20 years and 356 days old, becoming the youngest Twin to debut since Joe Mauer at 20 years, 352 days in 2004...named Southern League All-Star in 2015...ranked eighth best prospect and best strike-zone discipline in Twins system by *Baseball America* entering 2015, and best defensive shortstop in Florida State League by *Baseball America*.

2016:

- Began season with Triple-A Rochester but had four different stints with the Twins during season.
- Hit first major league home run May 15 at Cleveland, a solo shot off Trevor Bauer.
- Hit safely in season-high 13 straight May 20-August 11 (time with Rochester in between), hitting .377 (20-for-53) with four doubles, two triples and six RBI in that span.
- Recorded first career three-hit game August 17 at Atlanta; recorded three hits again August 31 at Cleveland and September 13 at Detroit.
- Hit .321 (34-for-106) with five doubles, four triples, eight RBI and 11 runs scored in 26 August games...among AL rookies, he ranked first in triples, second in hits and third in batting average.
- Recorded career-high four RBI, going 3-for-4 with a home run and a double September 13 at Detroit.
- From time of final recall (July 30) through end of season, ranked third among AL rookies in hits (63), fourth in games (56) and batting average (.288), and tied for fifth in doubles (12) and RBI (23).
- Combined to hit .279 (150-for-538) with 29 doubles, 10 triples, 13 home runs, 56 runs scored and nine stolen bases in 144 games between Rochester and Minnesota.
- Hit .309 (21-for-68) as right-handed batter and .271 (48-for-177) as left-handed batter for Twins.
- Played 47 games at shortstop (45 starts), nine at third base (all starts) and five at second base (all starts).

2015: Optioned from Twins spring training to Double-A Chattanooga March 15...hit second career grand slam in second game April 10 at Montgomery...hit safely in season-high nine straight games May 22-June 2, hitting .390 (16-for-41) in that span...hit .364 (40-for-110) with four doubles, one triple, one home run, 15 RBI and 19 runs scored in 26 May games...recalled by Minnesota June 10 as Eddie Rosario was placed on Paternity List; optioned back after the game...named Southern League All-Star and went 2-for-2 with a run scored as a reserve for the North Division...promoted to Triple-A Rochester July 4...recorded four hits twice on season, once with Chattanooga May 10 vs. Jacksonville and once with Rochester July 12 at Syracuse...recalled by Minnesota again July 29 as Trevor Plouffe was placed on Paternity List; optioned to Chattanooga July 31...hit .323 (21-for-65) against left-handed pitching at Chattanooga and .283 (93-for-329) against right-handed pitching...played 102 minor league games at shortstop and eight games at second base...ranked sixth best prospect in Twins system by *Baseball America*, entering 2016...also ranked 14th best prospect in Southern League by same publication.

2014: Optioned from Twins spring training to Single-A Ft. Myers March 9...hit .327 (32-for-98) with six doubles, two home runs, 15 RBI and 20 runs scored in 25 April games...hit safely in 16 straight games May 1-19...named Florida State League Player of the Week June 16-22, hitting .444 (12-for-27) with one double, one triple, one home run, three RBI and four runs scored in seven games...recalled by Minnesota June 26 when the Twins placed Yohan Pino on the DL...made major league debut June 26 at Los Angeles-AL, entering game as pinch hitter and drawing a walk on four pitches, eventually coming around to score...at 20 years and 356 days old, he became the youngest Twin to debut since Joe Mauer at 20 years, 352 days...recorded first major league hit and RBI June 27 at Texas, hitting a two-run triple off Joakim Soria...according to Stats, LLC, he became the third player in Twins history to record a triple as first major league hit and the first since Jimmie Hall on April 16, 1963; the first was Bernie Allen on April 10, 1962 vs. the Kansas City A's...optioned to Single-A Ft. Myers June 30 when the Twins activated Trevor Plouffe...recorded

five-hit game for Miracle July 18 at Daytona...recalled again for a day July 24 when the Twins traded Kendrys Morales to Seattle; optioned to New Britain July 25...hit first Double-A home run August 27 at Binghamton...hit .347 (25-for-72) with three doubles, 13 RBI, 11 runs scored and a .413 on-base percentage in his final 19 games for Rock Cats...ranked eighth best prospect and best strike-zone discipline in Twins system by *Baseball America* entering 2015...also best defensive shortstop in Florida State League by *Baseball America*.

2013: Played entire season with Single-A Cedar Rapids and hit two-run homer in first at-bat of the season April 4 vs. Beloit...hit .341 (30-for-88) in 22 April games, highest monthly average in 2013; hit safely in 17 of the 22 games with nine being multi-hit games...named Twins minor league Player of the Week May 3, batting .429 (12-for-28) with three doubles and 10 RBI in seven games...named Midwest League Midseason All-Star...named Twins minor league Player of the Week June 28, recording 11 RBI in five games June 22-27, hitting .500 (12-for-24) during that span...ended season with 12-game hitting streak August 6-September 2, hitting .327 (16-for-49) with six doubles in that span...finished the season sixth in the Midwest League in batting average (.308)...ranked 20th best prospect in Midwest League...played for Leones del Escogido in the Dominican Winter League following the season...added to Twins 40-man roster November 20...named shortstop on MiLB.com Twins organizational All-Star team...named 10th best prospect and best strike-zone discipline in the Twins system by *Baseball America* entering 2014.

2012: Spent entire season with Rookie Elizabethton...named second baseman on MiLB.com Twins organizational All-Star team.

2011: Played entire season with GCL Twins...ranked 28th best prospect in Twins organization by *Baseball America* entering 2012.

2010: Began season in the Dominican Summer League...transferred to GCL July 5...rated best defensive infielder in the Twins system by *Baseball America* for the second consecutive season...ranked 17th best prospect in Twins organization by *Baseball America* entering 2011.

2009: Rated best defensive infielder in the Twins system by *Baseball America* entering 2010.

PROFESSIONAL: Signed by Twins as undrafted free agent July 6, 2009; signed by scout Fred Guerrero.

POLANCO'S PLAYING RECORD

YEAR	CLUB	AVG	G	AB	R	H	2B	3B	HR	RBI	SH	SF	HBP	BB	SO	SB	CS	E	OBP
2010	DSL Twins	.250	18	60	5	15	2	0	0	7	0	2	0	6	9	1	3	12	.309
	GCL Twins	.223	34	103	12	23	5	0	1	12	2	2	0	12	9	2	4	7	.299
2011	GCL Twins	.250	51	172	21	43	8	3	1	16	2	1	3	15	24	6	4	13	.319
2012	Elizabethton	.318	51	173	35	55	15	2	5	27	3	5	3	20	26	6	3	8	.388
2013	Cedar Rapids	.308	115	465	76	143	32	10	5	78	3	10	3	42	59	4	4	18	.362
2014	Ft. Myers	.291	94	378	61	110	17	6	6	45	1	6	1	46	60	10	8	26	.364
	New Britain	.281	37	146	13	41	6	0	1	16	2	0	0	9	28	7	3	12	.323
	MINNESOTA	.333	5	6	2	2	1	1	0	3	0	0	0	2	2	0	0	0	.500
2015	Chattanooga	.289	95	394	55	114	17	3	6	47	0	2	0	35	63	18	10	20	.346
	Rochester	.284	22	88	7	25	6	0	0	6	0	2	0	4	10	1	0	8	.309
	MINNESOTA	.300	4	10	1	3	0	0	0	1	0	0	0	2	1	1	0	2	.417
2016	Rochester	.276	75	293	32	81	14	6	9	39	0	4	1	27	51	5	4	8	.335
	MINNESOTA	.282	69	245	24	69	15	4	4	27	2	3	3	17	46	4	3	15	.332
	Minor League Totals	.286	592	2272	317	650	122	30	34	293	13	34	11	216	339	60	43	131	.346
	Major League Totals	.284	78	261	27	74	16	5	4	31	2	3	3	21	49	5	3	17	.340

POLANCO'S CAREER FIELDING RECORD

POSITION	PCT	G	PO	A	E	TC	DP	PB
Shortstop	.940	55	56	146	13	215	31	—
Third Base	.864	9	2	17	3	22	2	—
Second Base	.958	5	9	14	1	24	3	—
Totals	.935	69	67	177	17	261	36	—



RYAN PRESSLY

HEIGHT/WEIGHT: 6-3/210
BATS/THROWS: R/R
BORN: 12/15/88 in Dallas, TX
AGE: 27
RESIDES: Highland Village, TX
ACQUIRED: Rule 5 Draft from Boston, 12/6/12
M.L. SERVICE: 3 years, 53 days
CONTRACT STATUS: Signed thru 2016



RHP



57

	2016		GAME HIGHS		CAREER
IP: 2.1, 4/11 vs. CWS	Walks: 3, 5/7 at CWS			IP: 4.0, 5/8/13 at BOS	Walks: 3, 2x, last 5/7/16 at CWS
SO: 4, 4/24 at WAS	CG: --			SO: 4, 2x, last 4/24/16 at WAS	CG: --
Win-Streak: 3, 7/20-28	Low-Hit: --			Win-Streak: 3, 7/20-28/16	Low-Hit: --

PERSONAL: Thomas Ryan Pressly...2007 graduate of Marcus (TX) High School...attended Carrollton American Heritage Academy for first three years of high school as pitcher and shortstop, leading the conference in 23 different offensive categories...transferred to Marcus High School for senior year...played baseball and football (defensive back) there...was tackled and suffered torn ACL during senior season, ending football career...received scholarship to play baseball at Texas Tech but elected to play professional baseball.

CAREER HIGHLIGHTS: Appeared in 49 games in 2013, tied for eighth most for a rookie in club history; pitched 76.2 innings, sixth most for a rookie reliever in club history...Twins are his second organization (Boston, 2008-12), after being drafted by Red Sox in 11th round of 2007 First-Year Player Draft...selected by Twins in major league phase of Rule 5 Draft at Winter Meetings in 2012 (4th overall)...is one of four Rule 5 selections for the Twins since 2010 (all pitchers — J.R. Graham 2014, Terry Doyle 2011 and Scott Diamond 2010).

2016:

- Made Twins Opening Day roster for second time in career and first since 2013; spent entire season with Twins.
- Posted a 1.98 ERA (13.2 IP, 3 ER) with one walk and 14 strikeouts in 14 June games.
- Held opponents scoreless in 50 of 72 appearances.
- Set career-highs in games (72), innings pitched (75.1), wins (6) and strikeouts (67).
- Held left-handed hitters to a .252 (30-for-119) average, compared to .275 (49-for-178) for right-handers.
- Posted an ERA of 2.41 (37.1 IP, 10 ER) in 37 home games, compared to 4.97 ERA (38.0 IP, 21 ER) in 35 road games.
- Struck out multiple batters in 19 games, including tying his career-high of four, done April 24 at Washington.
- Led Twins in games (72) and holds (14) and tied for third in wins (6).
- Ranked fourth in AL in relief innings pitched (75.1) and tied for fourth in games (72)

2015: Optioned from Twins spring training to Triple-A Rochester March 21...appeared in seven games for the Red Wings and was recalled by Minnesota May 1 when Tim Stauffer was placed on disabled list...earned win in his first appearance, tossing a season-high 2.2 scoreless innings May 3 vs. Chicago-AL...posted 2.84 ERA (12.2 IP, 4 ER) in 12 June games...did not allow a home run on the season, one of two pitchers in baseball with a minimum of 25.0 innings pitched to not allow a homer, St. Louis' Adam Wainwright being the other...placed on 15-day disabled list July 6 with right lat strain and did not return...transferred to 60-day disabled list August 3 when the Twins selected contract of Tyler Duffey from Rochester.

2014: Optioned from Twins spring training to Triple-A Rochester March 24...posted 2.04 ERA (17.2 IP, 4 ER) with one save in nine May games...recorded at least one strikeout in 24 straight games April 26-July 8, fanning 45 in 42.1 innings during that time...did not allow a home run in first 25 appearances (43.0 IP) April 6-June 20; first home run allowed was to Jose Pirela June 24 at Scranton/Wilkes-Barre...converted six of seven save opportunities for the Red Wings...recalled July 24 and spent rest of season with Minnesota...eight of first nine appearances for the Twins were scoreless July 24-August 15, posting a 0.75 ERA in that span...combined to go 3-4, 2.94 ERA (88.2 IP, 29 ER) with 29 walks and 77 strikeouts in 60 games between Rochester and Minnesota.

2013: Spent entire season on Twins roster, his first with a major league club...made major league debut April 4 vs. Detroit, tossing 1.0 scoreless inning with one hit allowed and one strikeout...earned first major league win May 8 at Boston, tossing a career-high 4.0 scoreless innings with two hits allowed...did not allow a home run in first 23 appearances (34.0 IP) April 4-June 22; allowed first home run June 26 at Miami to Placido Polanco...posted a 1.20 ERA (30.0 IP, 4 ER) in first 21 games April 4-June 14 with opponents hitting .200 (22-for-110)...posted ERA's of 1.69 (10.2 IP, 2 ER) in seven April games and 1.10 (16.1 IP, 2 ER) in 10 May games...appeared in 49 games, tied for eighth most for a rookie in club history; pitched 76.2 innings, sixth most for a rookie reliever in club history...ranked 10th among AL rookies in innings pitched, first among relievers, and third among all MLB relievers...tied for fifth among AL rookies in appearances.

2012: Started season with Single-A Salem (Boston)...promoted to Double-A Portland July 15...held right-handed batters to a .190 average (11-for-58)...combined to go 7-5, 5.38 ERA (103.2 IP, 62 ER) with 36 walks and 82 strikeouts in 34 games (12 starts) between both levels...pitched for Surprise Saguaros in the Arizona Fall League, going 0-0, 3.86 ERA (14.0 IP, 6 ER) with one save, one walk and 18 strikeouts in 10 games...selected by Minnesota in the major league phase of the Rule 5 Draft (4th overall) December 6, 2012.

2011: Spent entire season with Single-A Salem (Boston)...went 3-0, 2.33 ERA (19.1 IP, 5 ER) in four April starts...tossed at least 5.0 innings in 17 of 26 games...tied for first in Carolina League in starts (26)...led Salem in innings pitched (130.0).

2010: Spent entire season with Single-A Greenville (Boston)...tied for second on the club in starts (24)...ranked seventh among Red Sox minor leaguers in ERA (3.72).

2009: Spent entire season with Single-A Lowell (Boston)...led club in strikeouts-per-9.0 IP (9.65)...tied for first on the club in strikeouts (64), and tied for second in wins (6)...made one playoff appearance, allowing one run in 3.0 innings pitched.

2008: Spent first professional season with GCL Red Sox, going 1-4, 3.79 ERA (40.1 IP, 17 ER) in 10 relief appearances...went 0-4, 4.21 ERA (36.1 IP, 17 ER) in nine starts.

PROFESSIONAL: Selected by Boston in 11th round of 2007 First-Year Player Draft; signed by scout Jim Robinson.

PRESSLY'S PITCHING RECORD

YEAR	CLUB	W-L	ERA	G	GS	CG	SH	SV	IP	H	R	ER	HR	HB	BB	SO	WP	BK	BAA
2008	GCL Red Sox	1-4	3.79	10	9	0	0	0	40.1	41	18	17	2	3	21	34	4	0	.277
2009	Lowell	6-4	3.17	13	11	0	0	0	59.2	48	22	21	1	2	25	64	7	0	.220
2010	Greenville	5-7	3.72	26	24	0	0	0	113.2	110	55	47	9	5	43	96	5	0	.256
2011	Salem	6-11	4.50	26	26	0	0	0	130.0	125	84	65	9	13	53	72	11	0	.251
2012	Salem	5-3	6.28	20	12	0	0	0	76.0	86	58	53	9	4	26	61	10	0	.287
	Portland	2-2	2.93	14	0	0	0	0	27.2	23	9	9	2	0	10	21	2	0	.232
2013	MINNESOTA	3-3	3.87	49	0	0	0	0	76.2	71	37	33	5	0	27	49	7	0	.251
2014	Rochester	1-4	2.98	35	0	0	0	6	60.1	55	25	20	1	1	21	63	6	0	.238
	MINNESOTA	2-0	2.86	25	0	0	0	0	28.1	30	10	9	3	1	8	14	1	0	.278
2015	Rochester	0-2	4.50	7	0	0	0	0	10.0	6	7	5	1	0	6	15	3	0	.176
	MINNESOTA	3-2	2.93	27	0	0	0	0	27.2	27	9	9	0	0	12	22	2	0	.257
2016	MINNESOTA	6-7	3.70	72	0	0	0	1	75.1	79	34	31	8	2	23	67	7	0	.266
Minor League Totals		26-37	4.12	151	82	0	0	6	517.2	494	278	237	34	28	205	426	48	0	.252
Major League Totals		14-12	3.55	173	0	0	0	1	208.0	207	90	82	16	3	70	152	17	0	.261

PRESSLY'S CAREER FIELDING RECORD

POSITION	PCT	G	PO	A	E	TC	DP	PB
Pitcher	.953	173	12	29	2	43	4	—

PRESSLY'S 2016 GAME LOGS

DATE	OPP.	W	L	SV	SVO	HLD	ERA	GS	CG	IP	H	R	ER	HR	BB	IBB	HB	SO	AVG	#PIT	
4/4	@Bal	0	0	0	0	0	0.00	0	0	2.0	0	0	0	0	1	0	0	2	0.00	25	
4/6	@Bal	0	0	0	0	0	0.00	0	0	1.0	1	0	0	0	0	0	0	1	1.00	13	
4/8	@KC	0	0	0	0	0	0.00	0	0	0.2	1	0	0	0	1	0	0	1	1.54	18	
4/11	CWS	0	0	0	0	0	0.00	0	0	2.1	2	0	0	0	1	0	0	2	1.82	32	
4/13	CWS	0	0	0	0	0	0.00	0	0	0.2	1	0	0	0	0	0	0	0	2.00	11	
4/15	LAA	0	0	0	0	0	0.00	0	0	1.0	1	0	0	0	0	0	0	0	2.07	11	
4/16	LAA	1	0	0	0	0	0.00	0	0	1.0	0	0	0	0	0	0	0	0	1.88	9	
4/20	@Mil	0	1	0	0	0	3.60	0	0	1.1	3	4	4	2	2	0	0	2	2.37	29	
4/22	@Was	0	0	0	0	0	3.27	0	0	1.0	0	0	0	0	1	0	0	0	2.20	14	
4/24	@Was	0	0	0	0	0	2.77	0	0	2.0	2	0	0	0	0	0	0	4	2.24	32	
4/25	Cle	0	0	0	1	0	3.14	0	0	1.1	3	1	1	1	1	0	0	2	2.50	33	
April		1	1	0	1	0	3.14	0	0	14.1	14	5	5	3	7	0	0	14	2.50	227	
5/1	Det	0	1	0	0	0	3.52	0	0	1.0	3	1	1	0	0	0	0	1	2.79	18	
5/2	@Hou	0	0	0	0	0	3.31	0	0	1.0	0	0	0	0	0	0	0	2	2.66	11	
5/4	@Hou	0	0	0	0	0	4.24	0	0	0.2	1	2	2	0	2	0	0	2	2.69	31	
5/7	@CWS	0	0	0	0	0	5.50	0	0	1.0	3	3	3	0	3	1	1	0	2.92	37	
5/10	Bal	0	0	0	0	0	5.21	0	0	1.0	1	0	0	0	0	0	0	1	2.89	15	
5/13	@Cle	0	0	0	0	0	5.03	0	0	0.2	1	0	0	0	0	0	0	0	2.91	6	
5/14	@Cle	0	0	0	0	1	5.23	0	0	1.0	1	1	1	0	2	0	0	2	2.89	27	
5/16	@Det	0	0	0	0	0	5.16	0	0	2.0	1	1	1	1	1	0	0	0	2.81	16	
5/19	Tor	0	1	0	0	0	5.48	0	0	0.1	1	1	1	1	0	0	0	1	2.86	9	
5/20	Tor	0	0	0	0	0	5.25	0	0	1.0	0	0	0	0	0	0	0	1	2.77	9	
5/22	Tor	0	0	0	0	0	5.04	0	0	1.0	0	0	0	0	0	0	0	0	2.65	17	
5/24	KC	0	0	0	0	0	5.00	0	0	2.0	2	1	1	0	0	0	0	2	2.64	27	
5/27	@Sea	0	0	0	0	0	4.82	0	0	1.0	0	0	0	0	0	0	0	2	2.57	10	
5/28	@Sea	1	0	0	0	0	4.71	0	0	0.2	0	0	0	0	0	0	0	0	2.55	1	
May		1	2	0	0	1	6.28	0	0	14.1	14	10	10	1	7	1	1	14	2.59	234	
6/1	@Oak	0	0	0	0	0	4.85	0	0	1.0	2	1	1	0	0	0	0	0	1	2.61	22
6/2	TB	0	0	0	0	1	4.70	0	0	1.0	0	1	1	0	0	0	0	0	2	2.54	8
6/5	TB	0	0	0	0	0	4.50	0	0	1.1	0	0	0	0	1	0	0	1	2.48	19	
6/7	Mia	0	0	0	0	0	4.36	0	0	1.0	0	0	0	0	0	0	0	0	2	2.42	14
6/8	Mia	0	0	0	0	1	4.24	0	0	1.0	0	0	0	0	0	0	0	0	0	2.36	9
6/11	Bos	0	0	0	0	0	4.41	0	0	0.2	2	3	1	1	1	0	0	0	2.42	15	
6/13	@LAA	0	0	0	0	0	4.29	0	0	1.0	0	0	0	0	0	0	0	1	2.37	10	
6/14	@LAA	0	0	0	0	0	4.17	0	0	1.0	0	0	0	0	0	0	0	0	2.32	6	
6/18	NYN	0	0	0	0	0	4.06	0	0	1.0	1	0	0	0	0	0	0	2	2.34	22	
6/22	Phi	0	0	0	0	1	3.99	0	0	0.2	0	0	0	0	0	0	0	0	2.31	3	
6/24	@NYN	0	0	0	0	0	3.89	0	0	1.0	0	0	0	0	0	0	0	1	2.26	15	
6/25	@NYN	0	1	0	0	0	4.02	0	0	1.0	3	1	1	0	0	0	0	1	2.37	22	
6/28	@CWS	0	0	0	0	0	3.92	0	0	1.0	1	0	0	0	0	0	0	2	2.37	20	
6/30	@CWS	0	0	0	0	0	3.83	0	0	1.0	1	0	0	0	0	0	0	1	2.39	11	
June		0	1	0	0	3	1.98	0	0	13.2	10	5	3	1	1	0	0	14	2.04	196	
7/1	Tex	0	0	0	0	0	3.77	0	0	0.2	2	0	0	0	0	0	0	1	2.45	13	
7/3	Tex	0	0	0	0	1	3.74	0	0	1.1	1	0	0	0	1	0	0	0	2.48	15	
7/5	Oak	0	0	0	0	1	3.65	0	0	1.0	0	0	0	0	0	0	0	0	2.44	10	
7/7	@Tex	0	0	0	0	0	3.57	0	0	1.0	0	0	0	0	0	0	0	0	2.40	15	
7/8	@Tex	0	1	0	1	0	3.88	0	0	1.0	2	2	2	0	0	0	0	1	2.46	19	
7/15	Cle	0	0	0	0	0	3.99	0	0	1.0	2	1	1	1	1	0	0	0	2.50	17	
7/16	Cle	0	0	0	0	0	3.91	0	0	1.0	1	0	0	0	1	0	0	0	2.51	18	
7/20	@Det	1	0	0	0	0	3.83	0	0	1.0	1	0	0	0	0	0	0	1	2.51	14	
7/23	@Bos	1	0	0	0	0	3.91	0	0	1.1	3	1	1	0	1	0	0	1	2.58	35	
7/27	Atl	0	0	0	0	0	3.81	0	0	1.1	0	0	0	0	0	0	0	2	2.53	11	
7/28	Bal	1	0	0	0	0	3.74	0	0	1.0	1	0	0	0	1	0	0	1	2.52	20	
7/31	CWS	0	0	1	1	0	3.67	0	0	1.0	1	0	0	0	0	0	0	1	2.52	14	
July		3	1	1	2	2	3.09	0	0	11.2	14	4	4	1	4	0	0	8	2.98	201	
8/2	@Cle	1	0	0	0	1	3.58	0	0	1.1	1	0	0	0	0	0	0	1	2.51	15	
8/5	@TB	0	0	0	0	1	3.49	0	0	1.1	0	0	0	0	0	0	0	1	2.47	18	
8/7	@TB	0	0	0	0	1	3.59	0	0	1.0	1	1	1	1	0	0	0	1	2.47	15	
8/8	Hou	0	0	0	0	1	3.53	0	0	1.0	0	0	0	0	0	0	0	0	2.43	12	
8/13	KC	0	0	0	0	1	3.47	0	0	1.0	1	0	0	0	0	0	0	0	2.43	9	
8/14	KC	0	0	0	0	0	3.41	0	0	1.0	2	0	0	0	0	0	0	1	2.47	15	
8/16	@Atl	0	0	0	0	1	3.38	0	0	0.2	1	0	0	0	0	0	0	0	2.48	13	
8/19	@KC	0	0	0	0	0	3.27	0	0	2.0	3	0	0	0	1	1	0	1	2.51	45	
8/24	Det	0	0	0	0	0	3.50	0	0	1.0	4	3	2	0	0	0	0	2	2.60	23	
8/27	@Tor	0	1	0	1	0	3.72	0	0	1.0	5	2	2	0	0	0	0	0	2.71	34	
8/29	@Cle	1	0	0	0	0	3.65	0	0	1.1	1	0	0	0	0	0	0	2	2.70	13	
August		1	1	0	1	6	3.55	0	0	12.2	19	6	5	1	1	1	0	9	3.33	212	
9/1	CWS	0	0	0	0	0	3.71	0	0	1.1	1	1	1	0	1	0	0	2	2.69	29	
9/4	CWS	0	0	0	0	1	3.80	0	0	0.2	1	1	1	0	1	0	0	0	2.69	14	
9/6	KC	0	0	0	1	0	3.76	0	0	0.2	1	0	0	0	0	0	0	0	2.70	13	
9/7	KC	0	0	0	0	1	3.75	0	0	0.1	0	0	0	0	0	0	0	0	2.69	7	
9/9	Cle	0	0	0	0	0	3.69	0	0	1.0	1	0	0	0	1	0	0	0	2.69	12	
9/10	Cle	0	0	0	0	0	3.64	0	0	1.0	0	0	0	0	0	0	0	1	2.66	7	
9/14	@DET	0	1	0	0	0	3.72	0	0	1.0	2	1	1	1	1	0	0	1	2.68	19	
9/17	@NYM	0	0	0	1	0	3.82	0	0	0.1	2	1	1	0	0	0	0	0	2.72	12	
9/25	Sea	0	0	0	0	0	3.74	0	0	1.2	0	0	0	0	0	0	1	3	2.68	27	
9/27	@KC	0	0	0	0	0	3.70	0	0	0.2	0	0	0	0	0	0	0	1	2.66	10	
Sept/Oct		0	1	0	2	2	4.15	0	0	8.2	8	4	4	1	3	0	1	8	2.35	150	
Totals		6	7	1	6	14	3.70	0	0	75.1	79	34	31	8	23	2	2	67	2.66	1220	



NEIL RAMIREZ

HEIGHT/WEIGHT: 6-4/215
BATS/THROWS: R/R
BORN: 5/25/89 in Virginia Beach, VA
AGE: 27
RESIDES: Nashville, TN
ACQUIRED: Claimed off waivers from MIL, 6/12/16
M.L. SERVICE: 2 years, 95 days
CONTRACT STATUS: Signed thru 2016



RHP



50

2016		GAME HIGHS		CAREER	
IP: 3.0, 7/17 vs. CLE	Walks: 3, 2x, last 7/10 at TEX		IP: 3.0, 7/17/16 vs. CLE	Walks: 3, 2x, last 7/10/16 at TEX	
SO: 3, 2x, last 7/10 at TEX	CG: --		SO: 3, 3x, last 7/10/16 at TEX	CG: --	
Win-Streak: --	Low-Hit: --		Win-Streak: 2, 2x, last 9/26/14-4/12/15	Low-Hit: --	

PERSONAL: Graduated from Kempsville (VA) High School and went 6-2 with a 1.46 ERA and 74 strikeouts in 52.2 innings in his senior season...threw 15.1-scoreless postseason innings...named 2007 Gatorade Virginia Baseball Player of the Year...named 2006 First-Team All-District by the Virginia High School Baseball Coaches Association after going 4-3 with a 1.05 ERA and 67 strikeouts during his junior season at Kempsville High School...also saw time at first base, shortstop and leftfield...played with Maryland Orioles in the Cal Ripken Sr. Collegiate Baseball League, where he ranked as the No. 1 prospect as a high school player...selected to play in 2006 Aflac All-American High School Baseball Classic...earned silver medal with Team USA in the 2006 World Junior Championship, going 1-0 with a 2.89 ERA (9.1 IP, 3 ER) and 10 strikeouts in two tournament starts...originally signed a letter of intent to attend Georgia Tech.

2016:

- ⦿ Attended spring training with Chicago-NL...made seven relief appearances going 1-1, 10.50 ERA (6.0 IP, 7 ER) with one walk and five strikeouts.
- ⦿ Began season with the Cubs and tossed 4.0 scoreless innings to start the season.
- ⦿ Placed on Bereavement List May 5; reinstated May 8.
- ⦿ Designated for assignment by the Cubs May 21; claimed off waivers by Milwaukee May 31.
- ⦿ Made two appearances for the Brewers, allowing two runs in 1.2 innings, and was designated for assignment June 9.
- ⦿ Claimed off waivers from Milwaukee June 12.
- ⦿ Made eight appearances with the Twins and was outrighted to Triple-A Rochester July 20 where he finished the season.

2015: Went 1-0 with a 3.21 ERA (14.0 IP, 5 ER) and two holds in 19 relief outings for Chicago-NL...missed significant time on the 15-day disabled list, April 16-June 28 (right shoulder inflammation) and July 29-September 8 (left abdominal soreness)...posted a 2.25 ERA (8.0 IP, 2 ER) in 12 home relief appearances...had a 4.50 ERA (6.0 IP, 3 ER) in seven road games...retired 14 of 19 first batters faced...stranded all three of his inherited runners...his ninth-inning outing, April 15 vs. the Reds, was cut short after just three pitches due to right shoulder discomfort...was placed on the disabled list two days later with inflammation in his shoulder...made three rehab outings with Double-A Tennessee and Triple-A Iowa, tossing 2.2 scoreless innings...activated from the DL June 28 and proceeded to pitch to a 3.18 ERA (5.2 IP, 2 ER) in eight relief appearances before landing back on the shelf July 29...in four rehab games with Tennessee went 1-1 with a 5.40 ERA (3.1 IP, 2 ER)...held the opponent scoreless in his first four relief outings (3.1 IP) after he was activated September 8.

2014: Made his major league debut and posted a 1.44 ERA (43.2 IP, 7 ER) in 50 relief appearances for second-lowest among rookie relievers with at least 50 appearances (Yankees' Dellin Betances, 1.40 ERA)...went 3-3 with three saves in his 50 relief appearances for the Cubs...walked 17 and struck out 53...his 10.92 strikeouts-per-9.0-innings led all NL rookie relievers (min. 50 GP) and ranked second in the majors behind the Yankees' Dellin Betances (13.50)...led NL rookie relievers with a .184 batting-average-against (29-for-158)...was second in the majors behind Betances'.149 mark...ranked third among NL rookie relievers with 17 holds...marked the most holds for a Cubs rookie reliever in franchise history...allowed just two home runs in 177 batters faced...finished the season having gone 28-straight games (23.2 IP) without allowing a home run...recalled from Triple-A Iowa April 24 and made his major league debut the next night in Milwaukee, tossing a scoreless inning of relief...picked up his first career save June 5 vs. the Mets, preserving a 7-4 win with a scoreless ninth inning...earned his first career victory June 26 vs. Washington with 0.1 scoreless innings of relief...placed on the 15-day disabled list July 26, with right triceps soreness...made two rehab appearances with Rookie Mesa before he was activated, August 10...began the season with Triple-A Iowa and posted a 7.71 ERA (7.0 IP, 6 ER) in six relief appearances prior to making his big league debut.

2013: Was an invite to Rangers major league spring training for second straight season...went 9-3 with a 3.84 ERA (103.0 IP, 44 ER) and 127 strikeouts in 21 starts for Double-A Frisco before he was claimed off waivers by the Cubs from Texas August 23 and assigned to Double-A Tennessee...the move satisfied the player to be named portion of the Rangers-Cubs trade July 22...named a Texas League Mid- and Postseason All-Star with Frisco...ranked fifth in the Rangers minor league system with 127 strikeouts...was named Texas League Pitcher of the Week for the period of June 17-23, going 2-0 with a 0.00 ERA (12.0 IP) and 16 strikeouts in two starts...went 9-2 with a 2.89 ERA (81.0 IP, 26 ER) in 15 starts

before the All-Star break but landed on the seven-day disabled list July 21 with right biceps tendinitis...activated from the DL August 7...tabbed by *Baseball America* as the club's sixth-best prospect among right-handed starting pitchers prior to the season.

2012: Was an invite to Rangers major league spring training for the first time in his career...split the season between Triple-A Round Rock and Double-A Frisco, going 8-13 with a 6.28 ERA (123.1 IP, 86 ER) and 108 strikeouts in 28 games (27 starts)...opened the year in Round Rock rotation and allowed two runs-or-less in four of first six outings, going 3-2 with a 4.03 ERA (29.0 IP, 13 ER)...was transferred to Frisco June 22...compiled a 1.89 ERA (19.0 IP, 4 ER) over first four starts before surrendering six runs over 2.1 innings July 17 vs. San Antonio...was on the disabled list July 19-27 with a back strain...compiled a 0.60 ERA (15.0 IP, 1 ER) with 13 strikeouts and four walks over a three-start stretch August 12-24...worked 1.0 scoreless inning with a pair of strikeouts in the Texas League playoffs...was rated as the Rangers fifth-best prospect by *Baseball America* prior to the season.

2011: Combined to go 5-3 with a 3.12 ERA (98.0 IP, 34 ER) and 119 strikeouts in 25 starts between Single-A Myrtle Beach, Double-A Frisco and Triple-A Round Rock...was a member of Myrtle Beach's season-opening rotation, making just one start before a promotion to Round Rock April 13...went 3-1 with a 2.03 ERA (26.2 IP, 6 ER) and 30 strikeouts through his first five starts with Round Rock, earning Rangers minor league Pitcher of the Month honors for April...departed June 28 start vs. Oklahoma City after 2.0 shutout innings and was subsequently placed on the disabled list with arm fatigue...activated from disabled list July 8...however, left his July 15 start at Memphis after 1.2 innings and placed back on DL with arm fatigue...joined Frisco upon activation from second disabled list stint August 3 and went 1-0 with a 1.89 ERA (19.0 IP, 4 ER) and 24 strikeouts over six starts...posted a 1.29 ERA (7.0 IP, 1 ER) with five strikeouts in a pair of starts for the Surprise Saguaros in the Arizona Fall League.

2010: Spent entire campaign with Single-A Hickory, posting a 10-8 record with a 4.43 ERA (140.1 IP, 69 ER), a career-best 142 strikeouts and one complete game in 28 games (26 starts)...tallied the second-most strikeouts in the South Atlantic League...posted a 3.38 ERA (2.2 IP, 1 ER) in two relief appearances and a 4.45 ERA (137.2 IP, 68 ER) in 26 starts...was 6-5 with a 5.21 ERA (65.2 IP, 38 ER) in 14 games (13 starts) prior to the All-Star break and 4-3 with a 3.74 ERA (74.2 IP, 31 ER) in 14 games (13 starts) following the break...logged first-career complete game in the first game of a doubleheader August 20 at Kannapolis.

2009: Spent entire campaign with Single-A Hickory, going 3-6 with a 4.75 ERA (66.1 IP, 35 ER) and 56 strikeouts in 18 games (14 starts)...was 3-5 with a 4.07 ERA (59.2 IP, 27 ER) and 49 strikeouts in 14 starts compared to a 0-1 record with a 10.80 ERA (6.2 IP, 8 ER) in four relief appearances...won three consecutive starts July 11-23 (2.81 ERA; 16.0 IP, 5 ER).

2008: Spent first professional season with Single-A Spokane, going 1-2 with a 2.66 ERA (44.0 IP, 13 ER) and 52 strikeouts in 13 starts...ranked among staff leaders in starts (T-2nd) and strikeouts (4th)...lefties hit just .134 (9-for-67) with one home run against him while righties hit .190 (16-for-84) with four home runs...named Northwest League Pitcher of the Week for June 23-30...was on the disabled list July 15-August 2 with sprained right shoulder...suffered a broken right hand following the season and could not participate in fall instructional league...rated by *Baseball America* as the fourth-best prospect in the Northwest League and the 15th-best prospect in the Texas system following the 2008 season.

2007: Participated in the Arizona Instructional League...named the organization's 13th-best prospect and as having the best curveball by *Baseball America* following the season.

PROFESSIONAL: Selected by Rangers in supplemental first round (44th overall) of 2007 First-Year Player Draft as compensation for losing free agent Gary Matthews, Jr.

RAMIREZ'S PITCHING RECORD

YEAR	CLUB	W-L	ERA	G	GS	CG	SHO	S	IP	H	R	ER	HR	HB	BB	SO	WP	BK	BAA
2008	Spokane	1-2	2.66	13	13	0	0	0	44.0	25	15	13	5	6	29	52	4	4	.166
2009	Hickory	3-6	4.75	18	14	0	0	0	66.1	58	40	35	8	14	41	56	4	0	.235
2010	Hickory	10-8	4.43	28	26	1	0	0	140.1	150	79	69	14	17	37	142	8	1	.281
2011	Myrtle Beach	0-0	0	1	1	0	0	0	4.2	1	0	0	0	0	1	9	1	0	.063
	Frisco	1-0	1.89	6	6	0	0	0	19.0	13	4	4	1	1	8	24	1	1	.194
	Round Rock	4-3	3.63	18	18	0	0	0	74.1	63	34	30	6	6	35	86	7	0	.229
2012	Round Rock	6-8	7.66	15	15	0	0	0	74.0	78	65	63	12	6	31	63	6	0	.271
	Frisco	2-5	4.2	13	12	0	0	0	49.1	47	26	23	6	5	16	45	5	1	.258
2013	Frisco	9-3	3.84	21	21	0	0	0	103.0	77	46	44	8	5	42	127	10	2	.213
	Tennessee	0-0	0	1	1	0	0	0	4.2	1	0	0	0	0	2	5	0	0	.071
2014	Iowa	0-0	7.71	6	0	0	0	0	7.0	7	6	6	2	0	5	11	0	0	.250
	AZL Cubs	0-0	6.75	2	0	0	0	0	1.1	2	2	1	0	0	2	2	0	0	.286
	CHICAGO-NL	3-3	1.44	50	0	0	0	3	43.2	29	11	7	2	2	17	53	3	1	.184
2015	Iowa	0-0	0	1	0	0	0	0	0.2	1	0	0	0	0	0	1	0	0	.333
	Tennessee	1-1	3.38	6	0	0	0	0	5.1	3	2	2	0	0	3	8	0	0	.158
	CHICAGO-NL	1-0	3.21	19	0	0	0	0	14.0	12	5	5	1	0	6	15	2	0	.231
2016	CHICAGO-NL	0-0	4.70	8	0	0	0	0	7.2	5	4	4	1	0	8	10	3	0	.200
	MILWAUKEE	0-0	10.80	2	0	0	0	0	1.2	2	2	2	2	0	3	0	0	0	.286
	MINNESOTA	0-0	6.14	8	0	0	0	0	14.2	15	10	10	5	0	10	11	2	0	.278
	Rochester	0-0	3.10	16	0	0	0	0	20.1	14	7	7	2	1	7	27	0	0	.197
	Minor League Totals	37-36	4.35	165	127	1	0	0	614.1	540	326	297	64	61	259	658	46	9	.239
	Major League Totals	4-3	3.09	87	0	0	0	3	81.2	63	32	28	11	2	41	92	10	1	.213

RAMIREZ'S CAREER FIELDING RECORD

POSITION	PCT	G	PO	A	E	TC	DP	PB
Pitcher	1.000	87	4	3	0	7	0	—

RAMIREZ'S 2016 GAME LOGS

DATE	OPP.	W	L	SV	SVO	HLD	ERA	GS	CG	IP	H	R	ER	HR	BB	IBB	HB	SO	AVG	#PIT
4/10	@Ari	0	0	0	0	0	0.00	0	0	1.0	0	0	0	0	0	0	0	2	.000	12
4/13	Cin	0	0	0	0	0	0.00	0	0	1.0	0	0	0	0	1	0	0	0	.000	14
4/15	Col	0	0	0	0	0	0.00	0	0	1.2	1	0	0	0	1	0	0	1	.091	18
4/20	@SL	0	0	0	0	0	0.00	0	0	0.1	0	0	0	0	0	0	0	0	.083	2
4/23	@Cin	0	0	0	0	0	3.60	0	0	1.0	2	2	2	1	2	1	0	3	.176	32
4/28	Mil	0	0	0	0	0	4.50	0	0	1.0	1	1	1	0	0	0	0	1	.200	20
April		0	0	0	0	0	4.50	0	0	6.0	4	3	3	1	4	1	0	7	.200	98
5/11	SD	0	0	0	0	0	4.91	0	0	1.1	1	1	1	0	3	1	0	2	.208	32
5/18	@Mil	0	0	0	0	1	4.70	0	0	0.1	0	0	0	0	1	0	0	1	.200	14
May		0	0	0	0	1	5.40	0	0	1.2	1	1	1	0	4	1	0	3	.200	46
6/3	@Phi	0	0	0	0	0	4.15	0	0	1.0	0	0	0	0	0	0	0	2	.179	12
6/5	@Phi	0	0	0	0	0	5.79	0	0	0.2	2	2	2	2	0	0	0	1	.219	13
6/13	@LAA	0	0	0	0	0	6.10	0	0	1.0	1	1	1	1	0	0	0	1	.222	18
6/15	@LAA	0	0	0	0	0	5.11	0	0	2.0	1	0	0	0	1	0	0	2	.209	40
6/17	NYJ	0	0	0	0	0	5.14	0	0	1.2	3	1	1	0	1	0	0	1	.240	41
6/24	@NYJ	0	0	0	0	0	4.41	0	0	2.1	1	0	0	0	1	0	0	2	.224	38
6/30	@CWS	0	0	0	0	0	3.79	0	0	2.2	1	0	0	0	0	0	0	2	.215	28
June		0	0	0	0	0	3.18	0	0	11.1	9	4	4	3	3	3	0	11	.225	190
7/5	Oak	0	0	0	0	0	5.21	0	0	0.0	2	3	3	1	2	0	0	0	.239	25
7/10	@Tex	0	0	0	0	0	6.00	0	0	2.0	3	3	3	1	3	0	0	3	.250	51
7/17	Cle	0	0	0	0	0	6.00	0	0	3.0	3	2	2	2	2	0	0	0	.256	56
July		0	0	0	0	0	14.40	0	0	5.0	8	8	8	4	7	0	0	3	.381	132
Totals		0	0	0	0	1	6.00	0	0	24.0	22	16	16	8	18	2	0	24	.256	466

HOW TO FIGURE...

BATTING AVERAGE: Divide the number of safe hits by the total number of at-bats (at-bats do not include walks, sacrifices, hit by pitch, or times awarded first on obstruction or interference).

SLUGGING PERCENTAGE: Divide the total bases of all safe hits by the total number of at-bats.

ON-BASE PERCENTAGE: Add the total number of hits, walks and hit by pitch and divide by the total of at-bats, walks, hit-by-pitches and sacrifice flies.

EARNED RUN AVERAGE: Multiply the total number of earned runs by nine, then divide the result by the number of innings pitched.

FIELDING AVERAGE: Divide the total putouts and assists by the total of putouts, assists and errors (total chances).

CONSECUTIVE HITTING STREAKS: A consecutive hitting streak shall not be terminated if the plate appearance results in a base on balls, hit batsman, defensive interference, or a sacrifice bunt. A sacrifice fly shall terminate the streak.

WON-LOST PERCENTAGE: Divide the number of games won by the total number of games played.



TAYLOR ROGERS

HEIGHT/WEIGHT: 6-3/170
BATS/THROWS: L/L
BORN: 12/17/90 in Littleton, CO
AGE: 25
RESIDES: Littleton, CO
ACQUIRED: 11th round, 2012 First-Year Player Draft
M.L. SERVICE: 146 days
CONTRACT STATUS: Signed thru 2016



LHP



55

@TROGERS34

	2016		GAME HIGHS		CAREER	
IP: 2.2, 8/30 at CLE	Walks: 2, 4x, last 9/28 at KC			IP: 2.2, 8/30/16 at CLE	Walks: 2, 4x, last 9/28/16 at KC	
SO: 4, 8/30 at CLE	CG:			SO: 4, 8/30/16 at CLE	CG: - -	
Win-Streak: 3, 6/2-22	Low-Hit:			Win-Streak: 3, 6/2-22/16	Low-Hit: - -	

PERSONAL: Taylor Allen Rogers...2009 graduate of Chatfield (CO) High School...attended University of Kentucky and pitched for three years from 2010-12, going 13-18, 5.35 ERA (249.0 IP, 148 ER) with 55 walks and 172 strikeouts in 45 games (42 starts)...has twin brother, Tyler, who was drafted by San Francisco in the 10th round of the 2013 First-Year Player Draft out of Austin Peay State University and is still in its organization.

2016:

- Began season with Triple-A Rochester.
- Appeared in seven games (2 starts) for the Red Wings and was recalled by Minnesota April 13 (Glen Perkins - DL).
- Made major league debut April 14 vs. Chicago-AL, pitching 0.2 scoreless inning with one hit allowed.
- Recorded first career strikeout May 18 at Detroit, fanning J.D. Martinez.
- Recorded first major league win June 2 vs. Tampa Bay with 2.0 scoreless innings of relief.
- Allowed four home runs in his first 12 appearances but did not allow one from June 11-August 30 (35.0 IP).
- Posted a 17.0-inning scoreless streak June 17-July 23, the longest by a Twin for the season.
- Held left-handed hitters to a .202 (17-for-84) average and right-handers to a .291 (46-for-158) average.
- Ranked second on the Twins staff in holds (9) and third in games (57).
- Ranked fifth among AL rookies in games (57), first among left-handers...tied for ninth in games among all AL left-handed pitchers.
- Finished seventh on the Twins all-time list in games for rookies, fourth among left-handed pitchers.

2015: Was an invite to Twins spring training; reassigned to minor league camp March 15 and spent entire season with Triple-A Rochester...pitched two 6.0-inning complete games, May 22 at Norfolk and July 10 at Syracuse, the fifth and sixth complete games of his professional career...named International League All-Star, pitching 1.0 inning of relief with one walk July 15 at Omaha...pitched 6.0-plus innings in 22 of 27 starts for Red Wings and 7.0-plus in nine starts...17 of 27 starts were quality starts...held left-handed batters to a .177 (34-for-192) average and right-handers to a .326 (156-for-479) average at Rochester...ranked second in minor league baseball in innings pitched (174.0), trailing only teammate Pat Dean (179.0)...ranked third in the organization in innings, trailing only Kyle Gibson (194.2) and Dean...led the Red Wings staff in strikeouts (126) and tied for second in wins (11)...tied for first in the International League in starts (27), second in innings pitched and strikeouts, tied for second in complete games (2), and tied for third in wins...pitched for Scottsdale in the Arizona Fall League, going 2-2, 2.88 ERA (25.0 IP, 8 ER) with 11 walks and 21 strikeouts in six starts...ranked second on Scorpions staff in innings pitched and strikeouts...tied for sixth in AFL in strikeouts and ranked 10th in innings pitched...added to Twins 40-man roster November 20...ranked 14th best prospect in Twins system by *Baseball America*, entering 2016.

2014: Spent entire season with Double-A New Britain...named Twins minor league Player of the Week June 27 after allowing one run and one walk in 8.0 innings pitched while striking out 11 June 25 vs. Altoona...named Eastern League Midseason All-Star...placed on 7-day disabled list with left biceps tendinitis July 20; reinstated August 9...named Twins minor league Pitcher of the Month in August, going 3-0, 0.64 ERA (28.0 IP, 2 ER) in five starts...held left-handed batters to a .217 (31-for-143) batting average and right-handers to a .285 (119-for-417) average...led the Rock Cats in innings pitched (145.0), wins (11), strikeouts (113) and was second in starts (24)...tied for third in the Eastern League in wins, fifth in strikeouts, sixth in innings pitched and ERA (3.29)...pitched for Salt River in the Arizona Fall League, going 0-0, 1.59 ERA (5.2 IP, 1 ER) in three games (2 starts)...named 15th best prospect in Twins system by *Baseball America* entering 2015.

2013: Started season with Single-A Cedar Rapids where he made three starts before being transferred to Single-A Ft. Myers to finish the season...named Twins minor league Player of the Week May 31, tossing 7.0 shutout innings in a win vs. Bradenton...placed on 7-day disabled list with left groin strain July 4; reinstated July 11...pitched first career complete game shutout July 18 at Dunedin, allowing one hit (2-out double in the sixth), eight strikeouts and two walks in 9.0 innings; named the Florida State League Pitcher of the Week following that outing July 22...named Twins minor league Pitcher of the Month in August, going 2-1, 0.89 ERA (40.1 IP, 4 ER) with 32 strikeouts in six starts...led Florida State League in complete games (3), tied for first in shutouts (2), second in ERA (2.55), second in fewest baserunners-per-9.0 innings (10.93), and third in wins (11)...named Florida State League Postseason All-Star...ranked 19th best prospect in Twins system by *Baseball America* entering 2014.

2012: Began first professional season with Rookie Elizabethton...spent second half of season with Single-A Beloit...combined to go 4-3, 2.27 ERA (63.1 IP, 16 ER) with 17 walks and 74 strikeouts in 15 games (10 starts) at both levels combined.

PROFESSIONAL: Selected by Twins in 11th round of 2012 First-Year Player Draft; signed by scout Rick Sellers...originally drafted by Baltimore in 37th round of 2009 First-Year Player Draft.

ROGERS' PITCHING RECORD

YEAR	CLUB	W-L	ERA	G	GS	CG	SH	SV	IP	H	R	ER	HR	HB	BB	SO	WP	BK	BAA
2012	Beloit	2-2	2.70	9	4	0	0	0	33.1	33	18	10	5	2	12	35	5	0	.248
	Elizabethton	2-1	1.80	6	6	0	0	0	30.0	20	7	6	2	3	5	39	0	0	.187
2013	Cedar Rapids	0-1	7.20	3	3	0	0	0	10.0	14	12	8	1	0	4	10	1	0	.304
	Ft. Myers	11-6	2.55	22	21	3	2	0	130.2	119	46	37	5	9	32	83	8	0	.248
2014	New Britain	11-6	3.29	24	24	1	0	0	145.0	150	63	53	4	6	37	113	4	0	.268
2015	Rochester	11-12	3.98	28	27	2	0	0	174.0	190	83	77	9	4	44	126	4	2	.283
2016	Rochester	0-1	4.50	7	2	0	0	0	18.0	24	15	9	1	0	6	15	0	0	.316
	MINNESOTA	3-1	3.96	57	0	0	0	0	61.1	63	29	27	7	5	16	64	1	0	.260
Minor League Totals		37-29	3.33	99	87	6	2	0	541.0	550	244	200	27	24	140	421	22	2	.265
Major League Totals		3-1	3.96	57	0	0	0	0	61.1	63	29	27	7	5	16	64	1	0	.260

ROGERS' CAREER FIELDING RECORD

POSITION	PCT	G	PO	A	E	TC	DP	PB
Pitcher	.850	57	4	13	3	20	1	—

TWINS AND SENATORS FRANCHISE RECORDS BY DECADE

TEAM(S)	YEARS	RECORD	WINNING %
Washington Senators	1901-1909	480-833	.366
Washington Senators	1910-1919	755-737	.506
Washington Senators	1920-1929	792-735	.519
Washington Senators	1930-1939	806-722	.527
Washington Senators	1940-1949	677-858	.441
Washington Senators	1950-1959	640-898	.416
Washington Senators/Minnesota Twins	1960-1969	862-747	.536
Minnesota Twins	1970-1979	812-794	.506
Minnesota Twins	1980-1989	733-833	.468
Minnesota Twins	1990-1999	718-833	.463
Minnesota Twins	2000-2009	863-758	.532
Minnesota Twins	2010-present	501-633	.442
TOTALS		8639-9381	.479

ROGERS' 2016 GAME LOGS

DATE	OPP.	W	L	SV	SVO	HLD	ERA	GS	CG	IP	H	R	ER	HR	BB	IBB	HB	SO	AVG	#PIT
4/14	CWS	0	0	0	0	0	0.00	0	0	0.2	1	0	0	0	0	0	0	0	0.333	11
April		0	0	0	0	0	0.00	0	0	0.2	1	0	0	0	0	0	0	0.333	11	
5/18	@Det	0	0	0	0	0	6.75	0	0	2.0	4	2	2	1	0	0	0	2	417	38
5/20	Tor	0	0	0	0	0	7.36	0	0	1.0	2	1	1	1	0	0	0	0	412	26
5/22	Tor	0	0	0	0	0	6.23	0	0	0.2	1	0	0	0	0	0	0	2	400	11
5/23	KC	0	0	0	0	0	4.26	0	0	2.0	1	0	0	0	0	0	0	0	346	23
5/25	KC	0	0	0	0	1	3.68	0	0	1.0	1	0	0	0	0	0	0	1	333	10
5/28	@Sea	0	0	0	0	0	4.50	0	0	0.2	2	1	1	1	0	0	1	1	353	19
5/30	@Oak	0	0	0	0	0	4.00	0	0	1.0	0	0	0	0	1	0	0	2	333	14
May		0	0	0	0	1	4.32	0	0	8.1	11	4	4	3	1	0	1	8	333	141
6/2	TB	1	0	0	0	0	3.27	0	0	2.0	0	0	0	0	0	0	0	2	286	18
6/7	Mia	0	0	0	0	0	3.00	0	0	1.0	1	0	0	0	0	0	0	2	283	20
6/8	Mia	1	0	0	0	0	2.77	0	0	1.0	0	0	0	0	0	0	0	1	265	10
6/9	Mia	0	0	0	0	0	3.29	0	0	0.2	2	1	1	1	0	0	1	1	283	15
6/11	Bos	0	0	0	0	0	3.07	0	0	1.0	1	0	0	0	0	0	0	0	281	18
6/15	@LAA	0	0	0	0	0	5.28	0	0	0.2	5	4	4	4	2	0	0	1	328	30
6/17	NY Yankees	0	0	0	0	0	4.67	0	0	2.0	1	0	0	0	0	0	0	0	310	23
6/19	NY Yankees	0	0	0	0	0	4.58	0	0	0.1	0	0	0	0	0	0	0	1	297	11
6/21	Phi	0	0	0	0	0	4.34	0	0	1.0	1	0	0	0	0	0	0	1	295	14
6/22	Phi	1	0	0	0	0	4.12	0	0	1.0	1	0	0	0	0	0	0	0	293	15
6/23	Phi	0	0	0	0	0	3.98	0	0	0.2	2	0	0	0	1	1	0	1	302	17
6/25	@NY Yankees	0	0	0	0	0	3.63	0	0	2.0	1	0	0	0	0	0	0	2	290	23
June		3	0	0	0	0	3.38	0	0	13.1	15	5	5	1	3	1	1	12	263	214
7/1	Tex	0	0	0	0	0	3.47	0	0	1.0	1	0	0	0	0	0	0	3	289	19
7/4	Oak	0	0	0	0	0	3.33	0	0	1.0	2	0	0	0	0	0	0	2	294	21
7/8	@Tex	0	0	0	0	0	3.16	0	0	1.1	1	0	0	0	0	0	0	3	290	22
7/10	@Tex	0	0	0	0	0	2.93	0	0	2.0	1	0	0	0	0	0	0	1	283	17
7/15	Cle	0	0	0	0	0	2.83	0	0	1.0	0	0	0	0	0	0	0	1	276	14
7/16	Cle	0	0	0	0	0	2.76	0	0	0.2	2	0	0	0	0	0	0	1	283	17
7/18	@Det	0	0	0	0	0	2.59	0	0	2.0	0	0	0	0	0	0	0	2	270	19
7/23	@Bos	0	0	0	0	0	2.76	0	0	1.1	2	1	1	0	0	0	0	1	273	27
7/24	@Bos	0	0	0	0	0	2.67	0	0	1.0	0	0	0	0	0	0	0	1	267	18
7/27	Atl	0	0	0	0	0	2.80	0	0	1.2	3	1	1	1	1	1	0	1	275	32
7/29	CWS	0	0	0	0	0	2.72	0	0	1.0	0	0	0	0	0	0	0	1	269	8
7/31	CWS	0	0	0	0	1	2.70	0	0	0.1	1	1	0	0	1	0	0	1	270	17
July		0	0	0	0	1	1.26	0	0	14.1	13	3	2	0	2	1	0	18	236	231
8/2	@Cle	0	0	0	0	1	2.63	0	0	1.0	1	0	0	0	0	0	0	0	270	17
8/3	@Cle	0	0	0	0	0	2.56	0	0	1.0	0	0	0	0	2	0	0	1	266	20
8/5	@TB	0	0	0	0	1	2.54	0	0	0.1	0	0	0	0	0	0	0	0	265	3
8/7	@TB	0	0	0	0	1	2.48	0	0	1.0	1	0	0	0	0	0	0	1	264	18
8/8	Hou	0	0	0	0	1	2.41	0	0	1.0	0	0	0	0	1	0	0	0	261	12
8/11	Hou	0	0	0	0	0	2.85	0	0	0.0	1	3	2	0	2	0	0	0	264	15
8/14	KC	0	0	0	0	0	2.74	0	0	1.2	2	0	0	0	0	0	0	2	263	25
8/16	@Atl	0	0	0	0	1	3.14	0	0	0.1	0	2	2	0	1	0	1	1	262	12
8/19	@KC	0	0	0	0	0	3.02	0	0	1.2	1	0	0	0	0	0	0	1	258	23
8/25	Det	0	0	0	0	0	2.96	0	0	1.0	1	0	0	0	0	0	1	0	260	9
8/27	@Tor	0	0	0	0	0	2.93	0	0	0.1	0	0	0	0	0	0	0	0	258	3
8/30	@Cle	0	0	0	0	0	2.77	0	0	2.2	1	0	0	0	0	0	1	4	251	32
August		0	0	0	0	5	3.00	0	0	12.0	8	5	4	0	6	0	3	10	186	189
9/1	CWS	0	0	0	0	0	3.04	0	0	1.2	2	2	2	1	1	0	0	2	253	31
9/4	CWS	0	0	0	0	0	3.51	0	0	1.0	3	3	3	1	0	0	0	0	260	17
9/5	KC	0	0	0	0	0	3.83	0	0	0.1	2	2	2	0	0	0	0	0	267	13
9/7	KC	0	0	0	0	1	3.78	0	0	0.2	1	0	0	0	0	0	0	1	268	10
9/9	Cle	0	0	0	0	0	3.71	0	0	1.0	0	0	0	0	1	0	0	2	264	18
9/12	@Det	0	0	0	0	0	3.83	0	0	0.2	2	1	1	1	0	0	0	1	269	22
9/17	@NY Yankees	0	0	0	0	0	3.79	0	0	0.2	0	0	0	0	0	0	0	2	266	9
9/18	@NY Yankees	0	0	0	0	0	3.65	0	0	2.0	0	0	0	0	0	0	0	2	259	20
9/22	Det	0	0	0	0	0	3.59	0	0	1.0	0	0	0	0	0	0	0	2	256	22
9/24	Sea	0	0	0	0	1	3.53	0	0	1.0	0	0	0	0	0	0	0	3	252	14
9/27	@KC	0	0	0	0	0	3.45	0	0	1.1	1	0	0	0	0	0	0	1	252	11
9/28	@KC	0	1	0	0	0	3.88	0	0	0.1	3	3	3	0	2	1	0	0	261	23
10/2	@CWS	0	0	0	0	0	3.96	0	0	1.0	1	1	1	0	0	0	0	0	260	10
Sep/Oct		0	1	0	0	2	8.53	0	0	12.2	15	12	12	3	4	1	0	16	294	220
Totals		3	1	0	0	9	3.96	0	0	61.1	63	29	27	7	16	3	5	64	260	1006



EDDIE ROSARIO

HEIGHT/WEIGHT: 6-1/180
BATS/THROWS: L/R
BORN: 9/28/91 in Guayama, PR
AGE: 25
RESIDES: Guayama, PR
ACQUIRED: 4th round, 2010 First-Year Player Draft
M.L. SERVICE: 1 year, 120 days
CONTRACT STATUS: Signed thru 2016



OF



20

@EDDIEROSARIOS

2016		GAME HIGHS	CAREER	
Hits: 4, 3x, last 7/23 at BOS	HR: 1, 10x, last 9/17 at NYM		Hits: 4, 3x, last 7/23/16 at BOS	HR: 1, 23x, last 9/17/16 at NYM
RBI: 3, 8/3 at CLE	Grand Slam: --		RBI: 4, 9/3/15 vs. CWS	Grand Slam: 1, 9/3/15 vs. CWS
Hit-Streak: 7, 3x, last 8/26-9/1	SB: 1, 5x, last 8/14 vs. KC		Hit-Streak: 8, 5/24-6/3/15	SB: 1, 16x, last 8/14/16 vs. KC

PERSONAL: Eddie Manuel Rosario (pronounced row-SAW-ree-oh)...attended Rafael Lopez Landron (PR) High School; one of five players from that school to be drafted by major league team...he and his wife, Milany, had their third child, a boy named Lucas, on June 11, 2015.

CAREER HIGHLIGHTS: Named 2015 Jim Kaat Award winner for Twins Defensive Player of the Year...led all rookies in outfield assists (16) in 2015; tied Kirby Puckett's 1984 total for most outfield assists in Twins history for rookies and tied for fifth most among any Twins in club history...led baseball in triples (15) in 2015 and was the most for a rookie since 1991, when St. Louis' Ray Lankford had 15; third most among all players in Twins history...ranked 10th best prospect in Twins system by *Baseball America* entering 2015.

2016:

- Made Twins Opening Day roster, first of his career...was Opening Day leftfielder, batting fifth.
- Hit first career pinch-hit homer April 19 at Milwaukee.
- Tied career-high with four hits, three times: April 21 at Milwaukee, July 9 at Texas and July 23 at Boston.
- Hit .200 (23-for-115) with seven extra-base hits in 32 games and was optioned to Triple-A Rochester May 19.
- Played 41 games for the Red Wings and hit .319 (51-for-160), including a stretch of 25 games from May 25-June 21, where he hit .418 (41-for-98).
- Recalled from Rochester July 1.
- Hit .316 (24-for-76) in 20 July games and .311 (32-for-103) in 28 August games.
- Hit second career pinch-hit homer August 5 at Tampa Bay; came in the seventh inning that turned a 2-1 deficit into a 3-2 lead and eventual 6-2 Twins victory...according to the Elias Sports Bureau, it was the first pinch-hit home run that turned a deficit into a lead for the Twins since Matt LeCroy hit a pinch-hit grand slam at Toronto May 19, 2004.
- Hit 10th home run September 17 at New York-AL, giving him double-digit home run totals in consecutive seasons.
- Fractured left thumb sliding into first base September 17 at New York-AL, ending his season.
- Combined to hit .285 (141-for-495) with 31 doubles, 17 home runs and 57 RBI in 133 games between Rochester and Minnesota.

2015: Played in first career spring training with Twins and optioned to Triple-A Rochester March 28...played 23 games for the Red Wings, hitting .242 (23-for-95) with two doubles, one triple, three home runs and 12 RBI...recalled from Triple-A Rochester May 4 when Twins placed outfielder Oswaldo Arcia on 15-day disabled list...made major league debut May 6 vs. Oakland and homered on first pitch he saw, off Scott Kazmir, becoming the 10th Twin to ever homer in his first career game and sixth to ever homer in his first at-bat as Twin...according to Elias, he became one of 115 players in baseball history to homer in first career at-bat and one of 109 players to homer in first plate appearance...according to Baseball Almanac, he became the 29th player in baseball history to homer on first pitch...drove in at least one run in each of first four career games May 6-9, setting a Twins/Senators franchise record...the last Twin/Senator who had an RBI in at least each of his first three career games was Bob Oldis, May 10-June 25, 1953...was third player in baseball to record an RBI in each of first four games played on season (Corey Dickerson and Lorenzo Cain)...hit safely in season-high eight straight games May 24-June 3, hitting .407 (11-for-27) in that span...placed on Paternity List June 9 to attend birth of son Lucas in Miami, missing one game...recorded 25 hits in June, fourth most among AL rookies...also scored 13 runs, tied for third most among AL rookies...tripled in three straight games July 28-30, becoming the fourth player in club history to do so, joining Rod Carew (1977), Dan Gladden (1991) and Delmon Young (2008)...went 3-for-5, falling a single short of the cycle July 30 vs. Seattle, lining out in final two at-bats, one to centerfield and one to shortstop...he became the first rookie in club history to have two games with at least three extra-base hits in one season...hit ninth triple August 16 vs. Cleveland, tying Tony Oliva for most triples by a rookie in Twins history; hit 10th August 25 at Tampa Bay, setting Twins rookie record...also homered in that game becoming the first Twins rookie to homer and triple in same game since Gary Gaetti, who did it twice in 1982...stole his 10th base August 30 vs. Houston, becoming the ninth different Twin (17th time) with 10-plus steals and 10-plus triples in a season and first-ever rookie; the last to do so was Denard Span in 2009 (10 triples, 23 steals)...also became the first rookie

in baseball with 10-plus steals and 10-plus triples since Alcides Escobar and Austin Jackson both did it in 2010...hit first career grand slam September 3 vs. Chicago-AL, off Jeff Samardzija; one of three grand slams for a Twin on the season...hit 10th home run September 16 vs. Detroit, becoming the ninth different Twin (11th time) to record double-digit triple and homer totals in a single season and first since Cristian Guzman (2001)...became first rookie in baseball since Hanley Ramirez did it for Florida in 2006...was one of four players in baseball to post double-digit totals in doubles, triples and home runs, joining Evan Gattis, Kevin Kiermaier and David Peralta...led baseball in triples (15), which was the most for a rookie since 1991 when St. Louis' Ray Lankford had 15...ranked first among AL rookies in triples, third in games (122) and multi-hit games (34), fourth in runs (60), tied for fifth in home runs (13), and fifth in RBI (50)...tied for second in baseball in outfield assists (16) and led all rookies...it marked the most for a rookie since 2007, when Delmon Young had 16 for Tampa Bay...it tied Kirby Puckett's 1984 total for most in Twins history for rookies and tied for fifth most among any Twins in club history...given Jim Kaat Award for Twins Defensive Player of the Year as voted on by the Twin Cities Chapter of the BBWAA.

2014: Missed time serving 50-game suspension and reinstated May 29; began season with Single-A Ft. Myers...played eight games for the Miracle, hitting .300 (9-for-30) and promoted to Double-A New Britain June 6...recorded two-homer game July 22 vs. Altoona...combined to hit .243 (84-for-346) with 20 doubles, three triples, eight home runs, 40 RBI and 45 runs scored in 87 games between both levels...played 72 games in the outfield (50 in centerfield) and 18 at second base at both levels combined...participated in the Arizona Fall League, for the Salt River Rafter, hitting .330 (33-for-100) with 18 RBI and 10 stolen bases in 24 games; lost batting title to Cincinnati prospect Jesse Winker (.338) on final day of season...named to AFL East Fall Stars Team; went 4-for-5 with a double and home run...ranked 10th best prospect in Twins system by *Baseball America* entering 2015...added to Twins 40-man roster November 20.

2013: Began exhibition season playing for Team Puerto Rico in the World Baseball Classic, hitting .214 (3-for-14) with one double and four strikeouts in six games...converted to full-time second baseman from outfielder, playing 115 games at second between two levels combined...began regular season with Single-A Ft. Myers...hit .346 (36-for-104) with seven doubles, three home runs and 19 RBI in 25 April games, including two four-hit games: April 7 at Bradenton and April 19 at St. Lucie...promoted to Double-A New Britain June 10...named Eastern League Player of the Week for the period of August 19-25, hitting .433 (10-for-30) with four doubles, one home run, eight RBI, five runs scored and a .667 slugging percentage in seven games...combined to hit .302 (150-for-496) with 32 doubles, eight triples, 10 home runs, 73 RBI and 80 runs scored in 122 games between both levels...played in the Arizona Fall League with Glendale Desert Dogs, hitting .238 (19-for-80) with one double, one triple and seven RBI in 20 games...named to West Division Fall Stars Team...named second baseman on MiLB.com Twins organizational All-Star team...received 50-game suspension January 4, 2014 for violating the Minor League Drug Prevention and Treatment Program.

2012: Started season with Single-A Beloit...hit .293 (70-for-239) in 62 games before being placed on 7-day disabled list June 12 with a broken cheek bone after getting hit in the face during batting practice; played five games on rehab assignment with GCL Twins and was reinstated July 31...named to Midwest League All-Star team...hit .309 (95-for-307) against right-handed pitching and .247 (17-for-85) against left-handed pitching...played 71 games at second base and 20 in centerfield for both levels combined...ranked 12th best prospect in Midwest League by *Baseball America*...named outfielder on MiLB.com's Twins organizational All-Star team...played in the Puerto Rican Winter League with Indios de Mayaguez and named Postseason All-Star...ranked seventh best prospect in Twins organization by *Baseball America* entering the 2013 season.

2011: Spent entire season with Rookie Elizabethton...named Appalachian League Player of the Week three times: June 27, August 22 and August 29...homered in four straight games June 26-29, including first career two-homer game June 29 at Johnson City; second two-homer game August 19 at Greeneville; and third two-homer game August 25 at Bluefield...named Twins minor league Player of the Week July 1, hitting .393 (11-for-28) with two doubles, five home runs and 12 RBI in seven games...named Appalachian League Co-Player of the Year...named Appalachian League Postseason All-Star...named Topps Short-Season/Rookie All-Star...received MiLB Round Tripper Award, Short-Season...named MiLB.com Short-Season Hitter of the Year...named to MiLB.com Twins organizational All-Star team...named to *Baseball America* Rookie All-Star team...played for Indios de Mayaguez in Puerto Rican Winter League, hitting .214 (9-for-42) in 16 games.

2010: Started professional career with GCL Twins...played all 51 games in the outfield (34 in centerfield)...led Gulf Coast League in stolen bases (22), finished third in hits (57), and 10th in batting average (.294)...ranked 21st best prospect in Twins organization by *Baseball America* entering 2011 season.

PROFESSIONAL: Selected by Twins in fourth round of 2010 First-Year Player Draft; signed by Twins scout Hector Otero.

ROSARIO'S PLAYING RECORD

YEAR	CLUB	AVG	G	AB	R	H	2B	3B	HR	RBI	SH	SF	HB	BB	SO	SB	CS	E	OBP
2010	GCL Twins	.294	51	194	34	57	9	2	5	26	0	3	0	16	28	22	5	3	.343
2011	Elizabethton	.337	67	270	71	91	9	9	21	60	1	0	0	27	60	17	6	2	.397
2012	GCL Twins	.368	5	19	2	7	3	0	1	4	0	0	0	1	2	0	0	0	.400
	Beloit	.296	95	392	60	116	32	4	12	70	0	5	1	31	69	11	11	17	.345
2013	Ft. Myers	.329	52	207	40	68	13	5	6	35	0	5	2	17	29	3	6	4	.377
	New Britain	.284	70	289	40	82	19	3	4	38	1	2	0	21	67	7	4	10	.330
2014	Ft. Myers	.300	8	30	5	9	0	0	0	4	0	0	0	4	5	1	1	0	.382
	New Britain	.237	79	316	40	75	20	3	8	36	0	2	1	17	68	8	4	2	.277
2015	Rochester	.242	23	95	11	23	2	1	3	12	0	0	0	0	5	17	1	1	.280
	MINNESOTA	.267	122	453	60	121	18	15	13	50	3	3	0	15	118	11	6	7	.289
2016	Rochester	.319	41	160	26	51	14	0	7	25	0	2	0	7	25	5	3	1	.343
	MINNESOTA	.296	92	335	52	90	17	2	10	32	2	3	2	12	91	5	2	4	.295
	Minor League Totals	.294	491	1972	329	579	121	27	67	310	2	19	4	146	370	75	41	41	.340
	Major League Totals	.268	214	788	112	211	35	17	23	82	5	6	2	27	209	16	8	11	.292


ROSARIO'S CAREER FIELDING RECORD

POSITION	PCT	G	PO	A	E	TC	DP	PB
Outfield	.975	207	396	26	11	433	4	—



MIGUEL SANO

HEIGHT/WEIGHT: 6-4/262
BATS/THROWS: R/R
BORN: 5/11/93 in San Pedro de Macoris, DR
AGE: 23
RESIDES: San Pedro de Macoris, DR
ACQUIRED: Signed as an undrafted free agent, 10/9/09
M.L. SERVICE: 1 year, 95 days
CONTRACT STATUS: Signed thru 2016



@SANOMIGUEL

2016		GAME HIGHS	CAREER	
Hits: 3, 5x, last 9/4 vs. CWS	HR: 2, 8/7 at TB		Hits: 3, 8x, last 9/4/15 vs. CWS	HR: 2, 2x, last 8/7/16 at TB
RBI: 4, 8/7 at TB	GS: --		RBI: 6, 8/12/15 vs. TEX	GS: --
Hit-Strike: 10, 7/5-20	SB: 1, 5/14 at CLE		Hit-Strike: 10, 7/5-20/16	SB: 1, 2x, last 5/14/16 at CLE

PERSONAL: Miguel Angel (Jean) Sano (pronounced sah-NO)...signed as a 16-year-old from San Pedro de Macoris, Dominican Republic October 9, 2009...was one of the subjects of the 2011 "Ballplayer: Pelotero" documentary.

CAREER HIGHLIGHTS: Has hit 123 home runs between four levels of the Twins organization over his last four seasons, averaging 31 per season...2015 Calvin R. Griffin Award winner for Most Valuable Twin and Bill Boni Award for Twins Outstanding Rookie...finished third in the AL Rookie of the Year voting in 2015...named AL Rookie of the Month for August in 2015...named Southern League All-Star in 2015...missed entire 2014 season due to "Tommy John" surgery on right elbow...ranked second best prospect in Twins system by *Baseball America* entering both 2015 and '14 and number one prospect in Twins system entering both 2012 and '13...signed by Twins as shortstop but was primarily third baseman in minor leagues (since 2012).

2016:

- Made Twins Opening Day roster for first time in career and was Opening Day rightfielder, batting third April 4 at Baltimore.
- Suffered first career ejection April 10 at Kansas City, arguing balls and strikes with home plate umpire John Hirschbeck.
- Placed on 15-day disabled list June 1 with a left hamstring strain, an injury he suffered running to first base the previous night in Oakland.
- Homered in four straight games May 25-29, one game short of the Twins record.
- Reinstated from disabled list July 1.
- Recorded second career two-homer game August 7 at Tampa Bay; set season-high with four RBI.
- Reached 20 homers for first time in career August 12 vs. Kansas City.
- Set Twins single-season record for strikeouts (178)...ranked tied for fourth in the AL.
- Set career-highs in games (116), home runs (25), RBI (66), doubles (22), walks (54) and runs (57).
- Ranked second on club in home runs and RBI, third in runs, and tied for third in doubles.

2015: Optioned from Twins spring training to Double-A Chattanooga March 16...hit fifth career grand slam April 17 vs. Birmingham...hit .159 (10-for-63) in 18 April games, .303 (30-for-99) in 26 May games and .329 (26-for-79) in 22 June games, all with Chattanooga...named Twins minor league Player of the Week May 17, hitting .379 (11-for-29) with four doubles, three home runs, eight RBI, three walks and a .438 on-base percentage...named Southern League All-Star and started at third base, batting fourth for the North Division, going 2-for-5 with a double, RBI and a run...recalled from Double-A Chattanooga July 2...recorded first major league hit July 2 at Kansas City, hitting an infield single off Greg Holland...recorded first career RBI July 3 at Kansas City with a single...hit safely in first seven career games, marking the third longest for a Twin to start career...also walked six times in first seven games, tying him with Danny Ardoin for second most walks in club history in his first seven games...hit first career home run July 7 vs. Baltimore, a two-run shot off Kevin Gausman...missed two games in late July with a sprained right ankle...hit safely in season-high eight straight games twice: July 24-August 1 and September 13-20...recorded first career two-homer game August 12 vs. Texas, including six RBI, tying Twins single-game record for a rookie (Tony Oliva - 1964 and Oswaldo Arcia - 2013)...homered August 25 at Tampa Bay becoming the first player age 22-or-younger with 12 home runs within his first 45 career games since Adam Dunn (2001)...joined Orlando Cepeda (1958) and Albert Pujols (2001) as the only players that young with 12 home runs and 37 RBI in first 45 games (ESPN Stats & Info)...named AL Rookie of the Month for August after hitting .278 (27-for-97) with seven doubles, nine home runs and 26 RBI...led all AL rookies in home runs, RBI and slugging percentage (.629)...nine home runs tied for second most all-time among Twins rookies in any month: Jimmie Hall had 13 in August of 1963 and Tony Oliva had nine in May of 1964...hit game-winning solo home run in 12th inning September 9 at Kansas City, giving Twins a 3-2 victory...according to Elias, he became just the second rookie in the last 27 seasons (1989-2015) to hit a pinch-hit game-winning home run in the 12th inning-or-later (Lyle Overbay - 2003 and Mark Parent - 1988)...combined to hit .271 (141-for-520) with 35 doubles, 33 home runs, 100 RBI and 91 walks in 146 games between Chattanooga and Minnesota...finished eighth on Twins all-time list in home runs (18) for rookies and most since Marty Cordova hit 24 in 1995; his 53 walks ranked 10th...ranked second among AL rookies in home runs and fifth in baseball...ranked third in RBI (52) among AL rookies...among rookies with 200 at-bats, he ranked first in on-base percentage (.385) and slugging percentage (.530)...given Calvin R. Griffith Award for Most Valuable Twin and Bill Boni Award for Twins Outstanding Rookie, both awards voted on by the Twin Cities

Chapter of the BBWAA...became second Twins rookie to ever win Calvin R. Griffith Award, the other being Tony Oliva in 1964...finished third in the AL Rookie of the Year voting with 20 voting points (all 3rd place votes), behind Carlos Correa (124 points) and Francisco Lindor (109 points)... named third baseman on MiLB.com Twins organizational All-Star team...named designated hitter on Topps MLB All-Star Rookie Team...ranked top prospect in Southern League by *Baseball America* (one spot in front of teammate Byron Buxton).

2014: Missed entire season due to "Tommy John" surgery on right elbow...surgery performed by Dr. David Altchek March 12...added to Twins 40-man roster November 20...ranked second best prospect in Twins system and best power hitter by *Baseball America* entering 2015...named 11th best prospect in baseball by MLB.com entering 2015.

2013: Started season with Single-A Ft. Myers and hit .368 (35-for-95) with seven doubles, nine home runs and 24 RBI in 25 April games...hit third career grand slam April 16 vs. Palm Beach...selected to play for the World Team in the SiriusXM All-Star Futures Game at Citi Field in New York; started at third base and batted fourth, going 0-for-2 with a walk...named Florida State League midseason All-Star; did not play due to promotion to Double-A New Britain June 10...ranked third best prospect in baseball at midseason by *Baseball America*, behind Byron Buxton and St. Louis' Oscar Taveras...named Eastern League Player of the Week August 12, hitting .417 (10-for-24) with four doubles, three home runs, 10 RBI and five runs scored in six games for the Rock Cats...recorded four multi-homer games, all coming after June 8, one with Ft. Myers and three with New Britain...combined to hit .280 (123-for-439) with 30 doubles, five triples, 35 home runs, 103 RBI, 86 runs scored, 65 walks and 11 stolen bases in 123 games between both levels...ranked third among all minor leaguers in home runs (35), second in slugging percentage (.610) and OPS (.992), tied for second in extra-base hits (70), sixth in total bases (268), and tied for seventh in RBI (103)...his 35 home runs were tied for sixth most ever for a Twins minor leaguer (since 1961) and most since Stan Holmes hit 37 for Single-A Visalia in 1983...named third baseman on MiLB.com Twins organizational All-Star team...named High Class-A Player of the Year, minor league All-Star and High Class-A All-Star by *Baseball America*...ranked second best prospect and best power hitter in the Twins system by *Baseball America* entering 2014.

2012: Spent season with Single-A Beloit...hit first career grand slam April 6 vs. Peoria...named Twins minor league Player of the Month for April, hitting .276 (24-for-87) with five doubles, six home runs, 21 RBI and 17 runs scored...named Twins minor league Player of the Week May 4, hitting .500 (10-for-20) with two home runs and nine RBI...named Midwest League Player of the Week August 20...named Midwest League All-Star Game selection...led Midwest League in home runs (28), RBI (100) and total bases (238), and second in walks (80)...named Midwest League Prospect of the Year, Midwest League Mid- and Postseason All-Star...*Baseball America* Second-Team minor league All-Star...named *Baseball America* Low Class-A All-Star...ranked second best prospect in the Midwest League by *Baseball America*...named third baseman on MiLB.com's Twins organizational All-Star team...named top prospect in Twins organization by *Baseball America* entering 2013, ninth best prospect in baseball by *Baseball America* and 12th best prospect in baseball by MLB.com.

2011: Spent season with Rookie Elizabethton...named Twins minor league Player of the Week July 8...recorded first career multi-homer game July 19 vs. Bristol (3 on the season)...Appalachian League Player of the Week August 1-7 and August 29-September 5...named Appalachian League Postseason All-Star and *Baseball America* rookie All-Star...ranked top prospect in Appalachian League by *Baseball America*...named top prospect in Twins organization by *Baseball America* entering 2012, 18th best prospect in baseball by *Baseball America* and 23rd best prospect in baseball by MLB.com...named third baseman on MiLB.com's 2011 Twins organizational All-Star team.

2010: Began professional career with DSL Twins...homered in first career at-bat, hitting a solo home run in the first inning vs. DSL White Sox... named Twins minor league Player of the Week August 27...led team in average (.344), on-base percentage (.463) and slugging percentage (.547)... transferred to GCL Twins July 5...finished second on club in doubles (14) and slugging percentage (.466)...ranked second best prospect in Gulf Coast League by *Baseball America*...ranked third best prospect and best power hitter in the Twins organization by *Baseball America*...ranked 60th best prospect in baseball by *Baseball America* entering 2011...named to MiLB.com's Twins organizational All-Star team.

2009: Ranked as the Twins fourth best prospect and 94th best in baseball by *Baseball America* entering the 2010 season.

PROFESSIONAL: Signed by Twins as undrafted free agent October 9, 2009; signed by Twins scout Fred Guerrero.

SANDO'S PLAYING RECORD

YEAR	CLUB	AVG	G	AB	R	H	2B	3B	HR	RBI	SH	SF	HB	BB	SO	SB	CS	E	OBP
2010	DSL Twins	.344	20	64	11	22	2	1	3	10	0	1	1	14	17	2	1	8	.463
	GCL Twins	.291	41	148	23	43	14	0	4	19	1	1	1	10	43	2	2	14	.338
2011	Elizabethton	.292	66	267	58	78	18	7	20	59	0	1	2	23	77	5	4	26	.352
2012	Beloit	.258	129	457	75	118	28	4	28	100	0	8	8	80	144	8	3	42	.373
2013	Ft. Myers	.330	56	206	51	68	15	2	16	48	0	2	6	29	61	9	2	11	.424
	New Britain	.236	67	233	35	55	15	3	19	55	0	3	4	36	81	2	1	12	.344
2014																			
DID NOT PLAY - INJURED																			
2015	Chattanooga	.274	66	241	55	66	18	1	15	48	0	4	3	38	68	5	1	15	.374
	MINNESOTA	.269	80	279	46	75	17	1	18	52	0	2	1	53	119	1	1	0	.385
2016	Rochester	.160	8	25	3	4	1	0	2	2	0	0	0	5	10	0	0	1	.300
	MINNESOTA	.236	116	437	57	103	22	1	25	66	0	3	1	54	178	1	0	18	.319
Minor League Totals		.277	453	1641	311	454	111	18	107	341	1	20	25	235	501	33	14	129	.372
Major League Totals		.249	196	716	103	178	39	2	43	118	0	5	2	107	297	2	1	18	.346

SANDO'S CAREER FIELDING RECORD

POSITION	PCT	G	PO	A	E	TC	DP	PB
Third Base	.910	51	43	109	15	167	10	—
Outfield	.962	38	75	0	3	78	0	—
First Base	1.000	2	2	0	0	2	0	—
Totals	.927	91	120	109	18	247	10	—



DANNY SANTANA

HEIGHT/WEIGHT: 5-11/185
BATS/THROWS: S/R
BORN: 11/7/90 in Monte Plata, DR
AGE: 25
RESIDES: Monte Plata, DR
ACQUIRED: Signed as an undrafted free agent, 12/6/07
M.L. SERVICE: 2 years, 111 days
CONTRACT STATUS: Signed thru 2016



OF  39

@DANNYSANTANA39

2016	GAME HIGHS	CAREER
Hits: 3, 4x, last 8/2 at CLE	HR: 1, 2x, last 6/26 at NYY	Hits: 5, 8/3/14 at CWS
RBI: 2, 5/21 vs. TOR	Grand Slam: --	RBI: 5, 6/7/14 vs. HOU
Hit-Strike: 7, 7/27-8/6	SB: 2, 5/19 vs. TOR	Hit-Strike: 10, 8/17-26/14
		HR: 1, 9x, last 6/26/16 at NYY
		Grand Slam: --
		SB: 2, 3x, last 5/19/16 vs. TOR

PERSONAL: Daniel Ernesto Santana...wife, Johanny...daughter, Jazlin Daniella (10/25/13)...signed as 17-year-old from Monte Plata, Dominican Republic...is the youngest of four children, two brothers, Deivi and Danilo, and one sister, Rossy.

CAREER HIGHLIGHTS: Named AL Co-Player of the Week with Trevor Plouffe in August of 2014...2014 Bill Boni Award winner for Twins Most Outstanding Rookie...named ninth best prospect in the Twins system by *Baseball America* entering 2014 and '13...finished seventh in the 2014 AL Rookie of the Year voting.

2016:

- ☞ Made Twins Opening Day roster for second consecutive season.
- ☞ Placed on 15-day disabled list with a right hamstring strain April 9...played three games on rehab assignment with Single-A Ft. Myers and reinstated April 25.
- ☞ Recorded season-high three hits four times: April 26 vs. Cleveland, April 27 vs. Cleveland, July 6 vs. Oakland and August 2 at Cleveland.
- ☞ Placed on 15-day disabled list with a left hamstring strain May 30...played three games on rehab assignment with Triple-A Rochester and reinstated June 17.
- ☞ Placed on 15-day disabled list for final time with a left shoulder AC joint sprain August 28...transferred to 60-day disabled list September 6 and did not play again.
- ☞ Ranked third on the club in stolen bases (12).
- ☞ Hit .265 (49-for-185) with 12 extra-base hits as left-handed batter and .146 (7-for-48) with two extra-base hits as right-handed batter.
- ☞ Played 40 games in centerfield (39 starts), 17 games in leftfield (15 starts), six games in rightfield (5 starts), three games at shortstop (2 starts), three games at second base (no starts) and one game at third base (1 start).

2015: Made Twins Opening Day roster for first time in career and was Opening Day shortstop and leadoff hitter April 6 at Detroit...hit .218 (39-for-179) with seven doubles, three triples, 11 RBI and two walks in 49 games and was optioned to Triple-A Rochester June 7...set season-high with four hits for Red Wings June 10 vs. Indianapolis...hit .308 (20-for-65) with six doubles and three triples in 15 games for the Wings and was recalled June 26 when the Twins placed Byron Buxton on disabled list...hit .217 (15-for-69) in 24 games for the Twins and was optioned back to Rochester July 31 when the Twins acquired Kevin Jepsen...hit .322 (49-for-152) at Rochester, including an average of .403 (27-for-67) in his final 15 games and .577 (15-for-26) in his final six; recalled by Minnesota September 1 as part of September additions...used primarily as pinch-runner and pinch-hitter for Twins in September...hit .254 (105-for-413) with 20 doubles, nine triples, 36 RBI and 54 runs scored in 126 games between Rochester and Minnesota combined.

2014: Optioned to Triple-A Rochester from Twins spring training March 16...hit .351 (13-for-37) with three doubles, four RBI and eight runs scored in final nine games for Red Wings April 20-May 1...recalled from Triple-A Rochester May 3 as the Twins placed Aaron Hicks on the 7-day DL the previous day...made major league debut May 5 at Cleveland as pinch runner; later recorded first major league hit, singling off Cody Allen...recorded first career RBI May 7 vs. Cleveland; later in game hit first career double, off John Axford...was final batter in Twins walk-off win May 27 vs. Texas, hitting the ball back to Joakim Soria, who bobbled the ball and committed the error allowing Eduardo Nunez to score the winning run in the bottom of the ninth...hit first career leadoff home run June 9 at Toronto off R.A. Dickey...placed on the 15-day disabled list June 27 with a deep bone bruise in left knee, an injury suffered running the bases June 25 at Los Angeles-AL; returned from rehab assignment and reinstated from the DL July 18...hit second career leadoff home run July 31 at Kansas City off Yordano Ventura...recorded five-hit game August 3 at Chicago-AL, becoming the fourth rookie in club history with five hits in a game, the previous being Zoilo Versalles (May 27, 1961 at Washington), Rod Carew (May 8, 1967 vs. Washington) and Tim Teufel (September 16, 1983 vs. Toronto)...was one of five rookies in baseball with a five-hit game on the season...recorded third four-hit game August 13 at Houston, his third leadoff four-hit game in just his 61st career game, the fastest for a leadoff hitter to three four-hit games since Ichiro Suzuki in his first 36 games of 2001; also fastest for a rookie in any spot in his order in his first 61 games since Buster Posey had three four-hit games in his first 55 games of 2010...his 78 hits through those 61 games were the most by a Twin in his first 61 games since Kirby Puckett had 85 in 1984...named AL co-Player of the Week with Trevor Plouffe for the period ending August 24th, the

first of his career...led baseball in hits (14) and was tied for first in triples (2) and total bases (23); also tied for third in the league in runs scored (7) and was 10th in slugging percentage (.622)...recorded 41 hits in August; paired with Kennys Vargas' 38, totaling 79, it was the second most in Twins history for two rookies in one month, trailing only Bernie Allen (44) and Rich Rollins (40), who combined for 84 in August of 1962...hit .313 (41-for-131) with five doubles, four triples, three home runs, 14 RBI and 23 runs scored in 29 August games; tied with Victor Martinez (Detroit) for most hits in baseball during the month and third in runs scored...among all rookies in baseball in August, he ranked first in hits, tied for first in triples, second in runs scored, fifth in batting average, and tied for sixth in RBI...hit safely in 17 straight home games (with an at-bat) August 17-September 19, hitting .400 (32-for-80), the longest for a Twin since Marty Cordova in 1996...also the third-highest home hit-streak in baseball for the season (Denard Span, WAS - 22 and Michael Brantley, CLE - 19)...hit .337 (31-for-92) with 10 doubles in 23 September games; 10 doubles led all rookies in baseball for the month and his batting average ranked second...led all rookies in baseball post-All-Star break in runs scored (51), hits (85), doubles (17), second in triples (7), third in batting average (.314), and tied for fifth in RBI (24)...recorded eight bunt hits, fourth most in the AL and tied for seventh most in baseball...finished tied for third on Twins all-time rookie list in triples (7), tied for fourth in doubles (27) and tied for sixth in stolen bases (20)...129 hits were most for Twins rookie since 2001 (Luis Rivas - 150), 27 doubles most since 1995 (Marty Cordova - 27), 44 extra-base hits most since 1995 (Cordova - 55), seven triples most since 1979 (John Castino - 8) and 38 multi-hit games most since 2001 (Rivas - 38)...hit .412 (54-for-131) in day games, the best in Twins history, best in baseball and highest since Barry Bonds hit .475 in day games in 2004...hit .301 (37-for-123) against left-handed pitching and .326 (92-for-282) off right-handed pitching...hit .307 (61-for-199) at home and .330 (68-for-206) on the road, the highest among all rookies in baseball...hit .333 (32-for-96) with runners in scoring position and .317 (13-for-41) with RISP and two outs...played 69 games in centerfield (62 starts) and 34 games at shortstop (31 starts); committed four errors in center and two at short...gives the Bill Boni Award for Twins Most Outstanding Rookie voted on by the Twin Cities Chapter of the BBWAA.

2013: Participated in his first Twins major league spring training; optioned March 11...spent season with Double-A New Britain...named Twins minor league Player of the Week August 23, hitting .429 (12-for-28) with one double, one home run, five RBI and four runs scored in seven games...played 125 games at shortstop, committing 32 errors...ranked third in the Eastern League and second among all Twins minor leaguers in stolen bases (30)...tied for second among Twins minor leaguers in triples (10)...hit .323 (51-for-158) with 14 extra-base hits off left-handed pitching and .286 (109-for-381) with 20 extra-base hits off right-handers...named Eastern League Postseason All-Star...named utility player on MiLB.com Twins organizational All-Star team...named ninth best prospect and best defensive infielder in the Twins system by *Baseball America* entering 2014.

2012: Spent season with Single-A Ft. Myers, hitting .556 (10-for-18) in first four games...named Twins minor league Player of the Week May 11, batting .414 (12-for-29) with one double, one home run, three RBI and eight runs scored in five games...named Florida State League All-Star Game selection...ranked third in the Twins entire organization in triples (9), fifth in hits (145), tied for eighth in stolen bases (17), and 10th in runs scored (70)...played 85 games at shortstop, 32 games at second base and two games in the outfield, committing 26 errors, which ranked third in the Twins organization...named shortstop on the MiLB.com Twins organizational All-Star team...ranked ninth best prospect in the Twins organization by *Baseball America* entering the 2013 season...added to Twins 40-man roster in November.

2011: Spent entire season with Single-A Beloit...led the Twins organization in errors, committing 28.

2010: Split between Rookie Elizabethton and Single-A Beloit...named 20th best prospect in the Twins organization by *Baseball America* entering 2011.

2009: Spent entire season with GCL Twins...named Twins minor league Player of the Week August 8, batting .429 (9-for-21) with seven runs, 11 RBI, two home runs and one double in five games...led team in at-bats (70), runs (30), RBI (25) and stolen bases (12)...ranked 25th best prospect in Twins organization by *Baseball America* entering 2010 season.

2008: Spent first season with DSL Twins and led team and was second in DSL in triples (10).

PROFESSIONAL: Signed by Twins as undrafted free agent December 6, 2007; signed by scout Fred Guerrero.

SANTANA'S PLAYING RECORD																			
YEAR	CLUB	AVG	G	AB	R	H	2B	3B	HR	RBI	SB	SF	HB	BB	SO	SB	CS	E	OBP
2008	DSL Twins	.274	51	190	37	52	6	10	1	27	3	4	2	20	38	15	4	14	.343
2009	GCL Twins	.265	44	170	30	45	7	5	3	25	3	2	2	8	27	12	1	14	.302
2010	Elizabethton	.264	30	140	23	37	8	1	4	16	0	0	1	3	30	5	4	8	.285
	Beloit	.238	40	130	14	31	4	3	0	11	2	2	3	7	40	10	4	12	.289
2011	Beloit	.247	104	365	55	90	15	5	7	41	10	5	4	25	98	24	15	28	.298
2012	Ft. Myers	.286	121	507	70	145	21	9	8	60	3	3	5	29	77	17	11	26	.329
2013	New Britain	.297	131	539	66	160	22	10	2	45	11	5	8	24	94	30	13	32	.333
2014	Rochester	.268	24	97	15	26	7	2	0	7	2	0	0	6	28	4	1	5	.311
	Ft. Myers	.000	3	11	0	0	0	0	0	0	0	0	0	1	3	1	0	0	.083
	MINNESOTA	.319	101	405	70	129	27	7	7	40	2	1	3	19	98	20	4	6	.353
2015	Rochester	.322	35	152	24	49	10	4	3	15	1	2	0	7	25	6	3	5	.348
	MINNESOTA	.215	91	261	30	56	10	5	0	21	7	0	3	6	68	8	4	16	.241
2016	Rochester	.364	3	11	3	4	0	0	0	0	0	0	0	2	1	0	0	0	.364
	Ft. Myers	.200	3	10	2	2	0	0	1	1	0	0	0	2	1	0	1	200	
	MINNESOTA	.240	75	233	29	56	10	2	2	14	1	1	1	12	5	12	9	4	.279
	Minor League Totals	.276	589	2322	339	641	100	49	29	248	35	23	25	130	464	126	56	145	.318
	Major League Totals	.268	267	899	129	241	47	14	9	75	10	2	7	37	171	40	17	26	.302

SANTANA'S CAREER FIELDING RECORD								
POSITION	PCT	G	PO	A	E	TC	DP	PB
Outfield	.978	135	311	7	7	325	1	—
Shortstop	.958	103	151	264	18	433	63	—
Second Base	—	3	0	0	0	0	0	—
Third Base	.833	1	1	4	1	6	0	—
Totals	.966	242	463	275	26	764	64	—



ERVIN SANTANA

HEIGHT/WEIGHT: 6-2/175
BATS/THROWS: R/R
BORN: 12/12/82 in San Cristobal, DR
AGE: 33
RESIDES: San Cristobal, DR
ACQUIRED: Signed as a free agent, 12/13/14
M.L. SERVICE: 11 years, 104 days
CONTRACT STATUS: Signed thru 2018



RHP



54

@ERVINSANTANA_54

★ 2008

2016		GAME HIGHS	CAREER	
IP: 9.0, 2x, last 7/26 vs. ATL	Walks: 5, 8/27 at TOR		IP: 9.0, 15x, last 7/26/16 vs. ATL	Walks: 8, 7/20/06 at KC
SO: 10, 8/21 at KC	CG: 2, last 7/26 vs. ATL		SO: 11, 5x, last 9/5/15 at HOU	CG: 16, last 7/26/16 vs. ATL
Win-Streak: 3, 7/31-8/16	Low-Hit: 2, 7/6 vs. OAK		Win-Streak: 7, 6/6-7/20/06	Low-Hit: 0, 7/27/11 at CLE

PERSONAL: Ervin Ramon Santana...wife, Amy...son, Jonathan, and daughter, Sofia...enjoys teaching young children baseball fundamentals and has been active in Angels and Royals baseball clinics...changed name from Johan in 2003.

CAREER HIGHLIGHTS: Completed 2016 with second most major league service time among Twins (11 years, 104 days), trailing only Joe Mauer (13 years)...Twins mark his fourth organization (Los Angeles-AL, 2005-12; Kansas City, 2013; and Atlanta, 2014)...has 15 career complete games since 2008, ninth among actives during span...threw no-hitter July 27, 2011 at Cleveland, allowing an unearned run and a walk with 10 strikeouts; named Co-AL Player of the Week...ranks seventh on Angels all-time list in wins (96), innings pitched (1,475.2) and strikeouts (1,167)...named AL All-Star in 2008 with Angels and finished sixth in AL Cy Young voting...has recorded double-digit wins in six different seasons (12 in '05, 16 in '06, 16 in '08, 17 in '10, 11 in '11 and 14 in '14)...has pitched 200.0-plus innings in five seasons (204.0 in '06, 219.0 in '08, 222.2 in '10, 228.2 in '11 and 211.0 in '13); finished among top seven in AL in innings pitched in three different seasons (4th in '08, 5th in '10 and 7th in '11)...has made 30-plus starts in eight seasons (33 in '06, 32 in '08, 33 in '10, 33 in '11, 30 in '12, 32 in '13, 31 in '14 and 30 in '16) and in six of last seven.

2016:

- Was Twins Opening Day starter, the first of his career...made start April 4 at Baltimore but pitched just 2.0 innings due to a one hour and 10 minute rain delay after the second inning.
- Eclipsed the 2,000 career innings pitched mark April 14 vs. Chicago-AL...became just the sixth Dominican-born pitcher to do so, joining Juan Marichal, Bartolo Colon, Pedro Martinez, Pedro Astacio and Joaquin Andujar.
- Placed on 15-day disabled list April 26 with a lower back strain; reinstated May 6.
- Pitched eighth career complete game shutout July 6 vs. Oakland, allowing two hits, no walks with eight strikeouts.
- Second complete game of the season and 16th of career July 26 vs. Atlanta; issued the loss, allowing two runs on seven hits in a Twins 2-0 defeat.
- Finished July with a 1.90 ERA (42.2 IP, 9 ER) in six starts; tied for first in the AL in innings pitched for the month and sixth in ERA.
- Recorded season-high 10 strikeouts August 21 at Kansas City (7.0 IP), 17th career game with double-digit strikeouts.
- Pitched 6.0-plus innings in 20 starts, 7.0-plus in 10 starts and 8.0-plus in three starts; recorded 17 quality starts.
- Posted 2.65 ERA (88.1 IP, 26 ER) post-All-Star break, lowest since Johan Santana's 2.54 ERA in 2006 (minimum 80 innings pitched).
- Posted a 3.38 ERA, the second lowest of career (3.24 in 2013); along with 181.1 innings pitched, he became first Twin since Johan Santana (2007, 3.33 ERA, 219.0 IP) with ERA as low with as many innings pitched.
- Made 30-plus starts for eighth time in career and reached 180.0-plus innings for the seventh time.
- Ranked 10th in AL in ERA (3.38).
- Ranked first on Twins staff in innings pitched (181.1), starts (30) and strikeouts (149), and second in wins (7).

2015: Placed on Restricted List for violation of Major League Baseball's Joint Drug Prevention and Treatment Program and missed Twins first 80 games...made three starts for Rochester June 20-30, going 3-0, 1.74 ERA (20.2 IP, 4 ER)...made Twins debut July 5 at Kansas City, allowing two runs on three hits in 8.0 innings pitched with three walks and eight strikeouts; the eight strikeouts were tied for second most ever for a pitcher in their Twins debut (Boof Bonser - 8 in 2006 and Camilo Pascual - 12 in 1961)...earned first win as Twin July 17 at Oakland, tossing 7.2 shutout innings with five hits allowed and one walk...posted 15.2 scoreless inning streak July 17-23, the third longest for a Twins starter on the season...recorded consecutive double-digit strikeouts totals with 10 August 30 vs. Houston (7.0 IP) and tied his career-high with 11 in next start September 5 at Houston (8.0 IP)...marked the 15th and 16th time in career with double-digit strikeouts and second time to do it in consecutive starts (2014)...first Twin since Francisco Liriano in 2012 to strikeout double-digit batters in consecutive starts...went 5-1, 1.62 ERA (50.0 IP, 9 ER) with 14 walks and 47 strikeouts in final seven starts from August 30-October 2, including a record of 4-0, 1.75 ERA (36.0 IP, 7 ER) with 11

walks and 34 strikeouts in five September starts...ranked fourth in AL in ERA for September, tied for third in wins, tied for ninth in innings pitched and tied for 10th in strikeouts...went 5-3, 3.64 ERA (64.1 IP, 26 ER) in 10 road starts and 2-2, 4.53 ERA (43.2 IP, 22 ER) in seven home starts.

2014: Spent first season with Atlanta and first in National League after signing with Braves March 12...earned win in first start April 9 vs. New York-NL, tossing 8.0 shutout innings with three hits allowed and no walks...recorded 11 strikeouts in second start April 14 at Philadelphia, 12th time in career with double-digit strikeouts...recorded 10-plus strikeouts in consecutive starts: 10 July 23 vs. Miami and 11 July 28 vs. San Diego (13th and 14th career time with double digits); one of 15 pitchers in NL to do so...went 6-0, 2.98 ERA (45.1 IP, 15 ER) in seven starts July 18-August 18; tied for second longest winning streak of career and one of 12 NL pitchers in 2014 to have six-game win-streak-or-longer...held right-handed batters to a .235 (77-for-328) batting average and left-handers to a .291 (116-for-398) average...went 10-4, 3.75 ERA (103.1 IP, 43 ER) in 16 home starts, tied for second most home wins in NL and tied third most in baseball; 10 home wins tied career-high (10-2 at home in 2006)...pitched over 195.0 innings for sixth time in career and struck out more than 175 batters for third time in career...ranked 12th in the NL in wins (14) and tied for team-lead with Julio Teheran.

2013: Played first and only season with Kansas City after offseason trade...recorded season-high 8.0 innings in two of his first three starts: April 8 vs. Toronto and April 14 vs. Minnesota...named the Royals Pitcher of the Month in April, going 3-1, 2.00 ERA (36.0 IP, 8 ER)...allowed four home runs May 23 vs. Los Angeles-AL, tying career-high...earned 100th career win June 8 vs. Houston...went 2-0, 1.99 ERA (40.2 IP, 9 ER) in six June starts...held opponents to a .207 batting average on road, fourth-best in the AL...posted a 5-3, 1.99 ERA (68.0 IP, 15 ER) in 10 starts against AL Central opponents...his 1.99 ERA and .187 opponent batting average within the division were best among pitchers with 10-or-more starts vs. the AL Central...his 0.87 WHIP within the division was second in the league among pitchers with 50.0-plus innings pitched...his run support (3.88) was the sixth-lowest in the AL...walked one batter-or-less in 15 of his 32 starts...ranked ninth in the AL in ERA (3.24), eighth in WHIP (1.14) and opponent batting average (.238), and tied for fourth in quality starts (23)...allowed just 51 walks in 211.0 innings for his lowest walks-per-9.0 innings ratio (2.18) since 2008 (1.93).

2012: Pitched final season with Los Angeles-AL...tossed first career one-hit shutout (7th career shutout) June 16 vs. Arizona, joining Nolan Ryan as the only two Angels that have thrown a no-hitter and a one-hitter with the club; fell seven outs shy of the second perfect game in club history...allowed just 49 hits in 67.0 innings in final 11 starts, the first-fewest in baseball from July 30 through the end of the season (minimum 60.0 IP)...recorded 50th career home victory September 21 vs. Chicago-AL, tying career-high with 11 strikeouts; marked fourth 10-plus strikeout game of 2012 and the 11th of career...posted a 4-10 record, 6.00 ERA in first 19 starts, but was 5-3, 3.76 ERA in final 11 starts...led baseball in home runs allowed (39), one shy of the Angels team record...held right-handed hitters to .213 (68-for-320) average compared to .262 (97-for-370) vs. lefties...made 30-or-more starts for third straight season...traded to Kansas City October 31 in exchange for left-handed pitcher Brandon Sisk.

2011: Pitched no-hitter July 27 at Cleveland, allowing an unearned run and a walk with 10 strikeouts, marking the eighth individual no-hitter in Angels history...following no-hitter, was named Co-AL Player of the Week July 25-31 (with Kansas City's Billy Butler)...tossed complete-game victory August 2 vs. Minnesota, becoming first pitcher since 1991 (Tommy Greene, PHI) to earn a complete game win in first start after a no-hitter...the no-hitter was the first in the history of Cleveland's Progressive Field...was sixth Dominican native to toss a no-no, joining Juan Marichal (1963), Ramon Martinez (1995), Jose Jimenez (1999), Ubaldo Jimenez (2010) and Francisco Liriano (2011)...pitched at least 7.2 innings, allowing one run-or-less in five straight starts July 22-August 12; since 1990, just three other pitchers accomplished that feat: Chris Carpenter (7 in 2005), Roger Clemens (5 in 1997) and John Smoltz (5 in 1992)...set career-bests in ERA (3.38) and innings pitched (228.2) and tied career-high in starts (33)...ranked tied for sixth in AL in starts, tied for fourth in complete games (4), and seventh in innings pitched...tossed 6.0 innings-or-more in each of final 17 starts.

2010: Recorded only 10-plus strikeout game of the year May 25, fanning 10 Blue Jays in a complete game, one of four complete games on season, including one shutout September 21 vs. Texas...tossed 6.0 innings-or-more in 17 of final 19 starts and 28 of 33 starts overall...tossed 7.0 innings-or-more 16 times, going 11-2 in those starts...set career-high in wins (17), tied for the seventh-most wins in the AL...tossed a career-high 222.2 innings...recorded second-best ERA of his career (3.92)...matched career-high with 33 starts on the season (also in 2006, 2011)...21 of 33 outings were quality starts, tied for the eighth in the AL.

2009: Tossed fourth career shutout in Angels division-clinching game September 29 vs. Texas, allowing seven hits and one walk with two strikeouts; became first pitcher to toss a shutout in a division-clinching game since Albie Lopez October 5, 2001 for Arizona...made four relief appearances in the ALCS vs. New York-AL...dealt the loss in Game 2, allowing an unearned run in the 12th inning...earned the victory in Game 3, pitching a scoreless 11th inning...became first pitcher in ALCS history to record a loss and a win in consecutive games in the same series.

2008: Selected to first career All-Star Game, allowing a run in 1.0 inning (5th) in the AL's 4-3, 15-inning win at New York-AL...struck out seven-plus in seven straight starts August 1-September 4, becoming first Angel pitcher to do so since Nolan Ryan in 1978 (seven starts)...ranked second in the AL in strikeouts (214), the most by an Angel since Chuck Finley had 215 in 1996 and most by a right-hander since Nolan Ryan (223) in 1979...among AL leaders, ranked tied for seventh in wins (16), fourth in innings pitched (219.0), second in strikeouts, and fourth in opponent batting average (.237).

2007: Finished his first career major league game September 14, when he tossed 3.0 scoreless innings of relief against Chicago-AL...struck out a career high 11 batters on July 3 at Texas, first of two 10-plus strikeout performances of the season (also 10 on September 19 vs. Tampa Bay)...ranked third on the Angels staff in strikeouts (126).

2006: Completed first full major league season...became fifth pitcher in Angels history with at least 12 wins in both rookie and sophomore seasons (12-8 in 2005 & 12-5 in 2006)...ranked tied for eighth in wins in the AL, ninth in winning percentage (.667), second in opponent batting average (.241) and third in home ERA (3.02).

2005: Made major league debut May 17 at Cleveland, allowing six runs on eight hits in 4.0 innings and was dealt the loss...recorded first career major league win with five-hit complete game shutout May 23 vs. Chicago-AL, allowing five hits and one walk with seven strikeouts; became youngest Angel to throw complete game shutout (22 years, 4 months, 13 days) since Jim Abbott (21 years, 7 months, 25 days) May 17, 1989 vs. Boston...was pitcher of record in Game 5 ALDS clincher vs. New York-AL, allowing three runs on five hits in 5.1 innings pitched; became sixth rookie to win decisive postseason series game and third to accomplish feat in previous 20 years (John Lackey - 2002 World Series vs. San Francisco & Jaret Wright - 1997 ALDS vs. New York-AL).

2004: Made just eight starts for Double-A Arkansas (Los Angeles-AL) before suffering a strained right elbow July 15, missing the remainder of the season.

2003: Started season at Single-A Rancho Cucamonga (Los Angeles-AL) and led California League in ERA (2.53) and average against (.212), and ranked second in strikeouts-per-9.0 innings (9.39) and in runners-per-9.0 innings (10.57)...named the California League Pitcher of the Year and

a California League All-Star...named by *Baseball America* as a High-A All-Star.

2002: Spent entire season with Single-A Cedar Rapids (Los Angeles-AL), going 14-8, 4.16 ERA (147.0 IP, 68 ER) in 27 starts.

2001: Split season between AZL Angels and Single-A Provo, going 5-3, 4.31 ERA (77.1 IP, 37 ER) in 14 games (13 starts).

PROFESSIONAL: Signed by Los Angeles-AL as undrafted free agent September 2, 2000; signed by Angels scout Clay Daniel.

SANTANA'S PITCHING RECORD

YEAR	CLUB	W-L	ERA	G	GS	CG	SH	SV	IP	H	R	ER	HR	HB	BB	SO	WP	BK	BAA
2001	AZL Angels	3-2	3.22	10	9	1	1	0	58.2	40	27	21	0	2	35	69	8	1	.184
	Provo	2-1	7.71	4	4	0	0	0	18.2	19	17	16	1	2	12	22	3	1	.247
2002	Cedar Rapids	14-8	4.16	27	27	0	0	0	147.0	133	75	68	10	6	48	146	9	3	.240
2003	Rancho Cucamonga	10-2	2.53	20	20	1	0	0	124.2	98	44	35	9	7	36	130	14	0	.212
	Arkansas	1-1	3.94	6	6	0	0	0	29.2	23	15	13	4	3	12	23	1	0	.211
2004	Arkansas	2-1	3.30	8	8	0	0	0	43.2	41	19	16	3	4	18	48	5	0	.247
2005	Arkansas	5-1	2.31	7	7	0	0	0	39.0	34	12	10	2	2	15	32	1	0	.234
	Salt Lake	1-0	4.19	3	3	0	0	0	19.1	19	11	9	2	2	2	17	0	0	.260
	LOS ANGELES-AL	12-8	4.65	23	23	1	1	0	133.2	139	73	69	17	8	47	99	4	0	.266
2006	LOS ANGELES-AL	16-8	4.28	33	33	0	0	0	204.0	181	106	97	21	11	70	141	10	2	.247
	Salt Lake	2-1	5.01	5	5	0	0	0	32.1	39	19	18	4	3	10	32	1	0	.305
	LOS ANGELES-AL	7-14	5.76	28	26	0	0	0	150.0	174	103	96	26	8	58	126	7	0	.288
2008	LOS ANGELES-AL	16-7	3.49	32	32	2	1	0	219.0	198	89	85	23	8	47	214	5	1	.237
2009	Rancho Cucamonga	0-0	5.79	1	1	0	0	0	4.2	4	3	3	2	0	0	3	0	0	.222
	Salt Lake	1-0	3.60	1	1	0	0	0	5.0	3	2	2	0	1	1	4	1	0	.158
	AZL Angels	0-0	0.00	1	1	0	0	0	3.1	3	0	0	0	0	0	7	0	0	.231
	LOS ANGELES-AL	8-8	5.03	24	23	2	2	0	139.2	159	83	78	24	10	47	107	4	0	.288
2010	LOS ANGELES-AL	17-10	3.92	33	33	4	1	0	222.2	221	104	97	27	12	73	169	11	1	.259
2011	LOS ANGELES-AL	11-12	3.38	33	33	4	1	0	228.2	207	95	86	26	8	72	178	10	1	.241
2012	LOS ANGELES-AL	9-13	5.16	30	30	1	1	0	178.0	165	109	102	39	9	61	133	4	0	.239
2013	KANSAS CITY	9-10	3.24	32	32	0	0	0	211.0	190	85	76	26	6	51	161	6	0	.238
2014	Gwinnett	1-0	8.44	1	1	0	0	0	5.1	8	6	5	1	0	4	3	1	0	.333
	ATLANTA	14-10	3.95	31	31	0	0	0	196.0	193	90	86	16	4	63	179	9	0	.266
2015	Rochester	3-0	1.74	3	3	0	0	0	20.2	17	4	4	2	1	4	11	2	0	.227
	MINNESOTA	7-5	4.00	17	17	0	0	0	108.0	104	50	48	12	4	36	82	3	0	.253
2016	MINNESOTA	7-11	3.38	30	30	2	1	0	181.1	168	78	68	19	4	53	149	11	3	.245
Minor League Totals		45-17	3.59	97	96	2	1	0	552.0	481	254	220	40	33	197	547	46	5	.231
American League Totals		119-106	4.11	315	312	16	8	0	1976.0	1906	975	902	260	88	615	1559	75	8	.252
National League Totals		14-10	3.95	31	31	0	0	0	196.0	193	90	86	16	4	63	179	9	0	.266
Major League Totals		133-116	4.09	346	343	16	8	0	2172.0	2099	1065	988	276	92	678	1738	75	8	.253

SANTANA'S CAREER FIELDING RECORD

POSITION	PCT	G	PO	A	E	TC	DP	PB
Pitcher	.963	346	166	171	13	350	22	—

SANTANA'S CAREER BATTING RECORD

BATTING	AVG	AB	R	H	2B	3B	HR	RBI	SH	SF	HB	BB	SO	SB	CS	OBP
Career	.118	93	8	11	2	0	0	3	10	0	0	2	46	0	0	.137

SANTANA'S ALL-STAR GAME RECORD

YEAR	HOST	W-L	ERA	G	GS	CG	SH	SV	IP	H	R	ER	HR	HB	BB	SO	WP	BK	BAA
2008	New York-AL	0-0	9.00	1	0	0	0	0	1.0	1	1	1	1	0	0	2	0	0	.250

SANTANA'S DIVISION SERIES RECORD

YEAR	OPPONENT	W-L	ERA	G	GS	CG	SH	SV	IP	H	R	ER	HR	HB	BB	SO	WP	BK	BAA
2005	New York-AL	1-0	5.06	1	0	0	0	0	5.1	5	3	3	1	1	2	2	0	0	.263
2007	Boston	0-0	0.00	1	0	0	0	0	2.0	0	0	0	0	0	0	2	0	0	.200
2008	Boston	0-0	8.44	1	1	0	0	0	5.1	8	5	5	1	0	0	3	0	0	.255
Division Series Totals		1-0	5.68	3	1	0	0	0	12.2	13	8	8	2	1	2	7	0	0	.255

SANTANA'S CHAMPIONSHIP SERIES RECORD

YEAR	OPPONENT	W-L	ERA	G	GS	CG	SH	SV	IP	H	R	ER	HR	HB	BB	SO	WP	BK	BAA
2005	Chicago-AL	0-1	10.38	1	1	0	0	0	4.1	3	6	5	2	1	3	2	0	0	.188
2009	New York-AL	1-1	1.59	4	0	0	0	0	5.2	5	3	1	0	1	4	5	0	0	.250
Championship Series Totals		1-2	5.40	5	1	0	0	0	10.0	8	9	6	2	2	7	7	0	0	.222

SANTANA'S 2016 GAME LOGS

DATE	OPP.	W	L	SV	SVO	HLD	ERA	GS	CG	IP	H	R	ER	HR	BB	IBB	HB	SO	AVG	#PIT
4/4	@Bal	0	0	0	0	0	0.00	1	0	2.0	2	0	0	0	2	0	0	3	.250	39
4/8	@KC	0	0	0	0	0	2.25	1	0	6.0	6	2	2	0	2	0	0	7	.280	102
4/14	CWS	0	1	0	0	0	3.00	1	0	7.0	7	3	3	1	1	0	0	6	.263	100
4/19	Mil	0	0	0	0	0	3.15	1	0	5.0	5	5	2	0	3	0	0	2	.263	95
April		0	1	0	0	0	3.15	4	0	20.0	20	10	7	1	8	0	0	18	.263	336
5/7	@CWS	0	1	0	0	0	3.86	1	0	3.1	7	3	3	1	3	0	0	4	.290	83
5/14	@Cle	1	0	0	0	0	3.38	1	0	6.0	5	1	1	0	1	0	0	5	.281	102
5/19	Tor	0	0	0	0	0	3.13	1	0	8.0	4	2	2	1	2	0	0	5	.255	109
5/24	KC	0	1	0	0	0	4.17	1	0	3.2	9	6	6	1	2	0	0	4	.281	82
5/30	@Oak	0	1	0	0	0	4.13	1	0	7.0	7	3	3	1	2	1	0	5	.283	98
May		1	3	0	0	0	4.82	5	0	28.0	32	15	15	4	10	1	0	23	.296	474
6/4	TB	0	1	0	0	0	4.50	1	0	6.0	6	5	5	3	3	0	0	4	.280	99
6/9	Mia	0	1	0	0	0	4.77	1	0	6.1	9	5	5	0	0	0	0	3	.285	103
6/14	@LAA	0	1	0	0	0	5.10	1	0	5.0	10	5	5	2	0	0	0	1	.300	72
6/19	NYJ	1	0	0	0	0	4.83	1	0	7.1	6	3	2	1	0	0	0	4	.292	104
6/25	@NYJ	0	0	0	0	0	4.64	1	0	5.0	6	1	1	0	2	0	0	2	.292	102
June		1	3	0	0	0	5.46	5	0	29.2	37	19	18	6	5	0	0	14	.306	480
7/1	Tex	0	0	0	0	0	4.50	1	0	6.1	3	2	2	0	3	0	0	5	.281	117
7/6	Oak	1	0	0	0	0	4.06	1	1	9.0	2	0	0	0	0	0	0	8	.265	100
7/15	Cle	0	1	0	0	0	4.12	1	0	5.1	6	4	3	0	2	0	0	5	.266	99
7/20	@Det	0	0	0	0	0	3.93	1	0	7.0	6	1	1	1	1	0	0	2	.264	110
7/26	Atl	0	1	0	0	0	3.78	1	1	9.0	7	2	2	1	0	0	0	5	.260	97
7/31	CWS	1	0	0	0	0	3.66	1	0	6.0	6	3	1	0	2	0	0	5	.259	97
July		2	2	0	0	0	1.90	6	2	42.2	30	12	9	2	8	0	0	30	.195	620
8/5	@TB	1	0	0	0	0	3.62	1	0	6.1	6	2	2	1	0	0	1	8	.258	108
8/16	@Atl	1	0	0	0	0	3.43	1	0	7.0	4	0	0	0	2	0	0	6	.253	107
8/21	@KC	0	1	0	0	0	3.33	1	0	7.0	4	2	1	0	1	0	0	10	.249	116
8/27	@Tor	0	0	0	0	0	3.54	1	0	6.2	5	6	6	1	5	0	0	4	.248	111
August		2	1	0	0	0	3.00	4	0	27.0	19	10	9	2	8	0	1	28	.194	442
9/1	CWS	1	0	0	0	0	3.54	1	0	5.0	11	2	2	1	2	0	0	6	.256	102
9/6	KC	0	0	0	0	0	3.58	1	0	6.0	3	3	3	1	3	0	1	6	.252	99
9/12	@Det	0	0	0	0	0	3.53	1	0	5.0	3	1	1	1	2	0	1	4	.250	95
9/17	@NYM	0	0	0	0	0	3.38	1	0	7.0	4	0	0	0	2	1	1	9	.247	104
9/22	Det	0	1	0	0	0	3.37	1	0	6.0	5	4	2	0	4	0	0	8	.246	102
9/28	@KC	0	0	0	0	0	3.38	1	0	5.0	4	2	2	1	1	0	0	3	.245	77
Sep/Oct		1	1	0	0	0	2.65	6	0	34.0	30	12	10	4	14	1	3	36	.234	579
Totals		7	11	0	0	0	3.38	30	2	181.1	168	78	68	19	53	2	4	149	.245	2931

QUALIFYING NUMBERS

To qualify for the batting championship, a player must have a minimum of 502 plate appearances or 3.1 plate appearances-per-number of his team's games.

To qualify for the ERA title a pitcher must have at least 162.0 innings pitched.

To qualify for the fielding championship, a player must have the highest percentage at his position and

- (1) a catcher must have played in at least 81 games.
- (2) an infielder or outfielder must have played in at least 108 games.
- (3) a pitcher must have at least 162.0 innings pitched.

HECTOR SANTIAGO

HEIGHT/WEIGHT: 6-0/215
BATS/THROWS: R/L
BORN: 12/16/87 in Newark, NJ
AGE: 28
RESIDES: Goodyear, AZ
ACQUIRED: Trade with Los Angeles-AL, 8/1/16
M.L. SERVICE: 5 years, 16 days
CONTRACT STATUS: Signed thru 2016



@HECSANTIAGO66



	2016	GAME HIGHS	CAREER
IP: 8.0, 5/15 at SEA	Walks: 6, 7/30 vs. BOS		IP: 8.0, 2x, last 5/15/16 at SEA Walks: 6, 3x, last 7/30/16 vs. BOS
SO: 10, 4/18 at CWS	CG: --		SO: 10, 2x, last 7/20/15 vs. BOS CG: --
Win-Streak: 7, 6/15-7/30	Low-Hit: --		Win-Streak: 7, 6/15-7/30/16 Low-Hit: --

PERSONAL: Hector Felipe Santiago...named Angels nominee for 2015 Roberto Clemente Award in recognition for his positive contributions to the community both on and off the field...hosted numerous "Santiago's Soldiers" at Angel Stadium in the local community...made multiple appearances to visit children at the Children's Hospital of Orange County (CHOC)...participated in Angels Adopt-A-School program, visiting students at Cambridge Elementary School in Orange, as well as making appearances to sign autographs and take photos with fans at Fiesta Angels and the Angels 5K and Fun Run...participated in Angels Fan Cruise in 2015 and 2016 along with teammates Matt Shoemaker, Efrén Navarro and Tyler Skaggs...in January 2013, visited students at St. Rose Elementary School in Newtown, Conn...was White Sox 2013 nominee for the Roberto Clemente Award and Marvin Miller Man of the Year Award...in 2012, sponsored and supported "Santiago's Soldiers," an inner-city young baseball team in Chicago...Also participated in White Sox Celebrity Bowling Classic benefiting pediatric cancer research and visited pediatric patients at Lurie Children's Hospital in Chicago...played in Puerto Rican Winter League during 2008-12 off-seasons.

CAREER HIGHLIGHTS: Made major league debut July 6, 2011 for White Sox vs. Kansas City with 1.0 scoreless inning of relief...traded to Angels December 10, 2013 with LHP Tyler Skaggs in three-team deal which sent OF Mark Trumbo and RHP A.J. Schugel to Arizona and OF Adam Eaton to Chicago...began 2012 season as White Sox closer...on October 1, 2012 at Cleveland, became second rookie since 2000 to record 10-plus strikeouts while allowing two-or-fewer baserunners in a start (also, Johnny Cueto)...named to All-Star Game for first time in career with Angels in 2015.

2016:

- ☛ Began season with Los Angeles-AL and was club's number three starter.
- ☛ Earned first win of season in third start April 18 at Chicago-AL, pitching 7.0 shutout innings with two hits allowed and a season-high 10 strikeouts; tied career-high, third time in career.
- ☛ Went 6-0, 1.78 ERA (35.1 IP, 7 ER) with 21 walks and 34 strikeouts in six July starts; led baseball in wins during the month.
- ☛ Set career-high with seven straight wins June 15-July 30, posting a 2.52 ERA (53.2 IP, 15 ER) in that span.
- ☛ Set single-season career-high with 10th win July 30 vs. Boston, allowing two runs on four hits in 5.0 innings pitched.
- ☛ Was acquired via trade with Los Angeles-AL August 1, along with right-handed pitcher Alan Busenitz, in exchange for right-handed pitchers Ricky Nolasco and Alex Meyer.
- ☛ Made Twins debut August 4 at Cleveland, allowing four runs on five hits in 5.0 innings pitched and was issued the loss.
- ☛ Made 11 starts for the Twins, going 3-6, 5.58 ERA (61.1 IP, 38 ER) with 22 walks and 37 strikeouts.
- ☛ Led the AL in walks (79).
- ☛ Pitched 6.0-plus innings in 16 starts and 7.0-plus in six starts...finished with 13 quality starts, the second most of his career.
- ☛ Went 7-4, 3.40 ERA (92.2 IP, 35 ER) in 16 road starts and 6-6, 6.04 ERA (89.1 IP, 60 ER) in 17 home starts (Target Field and Angel Stadium).
- ☛ Set career-highs in starts (33), innings pitched (182.0), walks (79) and wins (13).

2015: Pitched in 33 games (32 starts) for Angels and compiled a 9-9 record and 3.59 ERA (180.2 IP, 72 ER) with 162 strikeouts...set career-highs in wins, starts, innings pitched and strikeouts...among American League leaders, ranked fourth with a 2.65 home ERA (98.1 IP, 29 ER), fifth with a 2.94 day game ERA (52 IP, 17 ER), and sixth with a .227 (156-for-687) batting average against...named to American League All-Star team...first All-Star selection of career...finished first half with a 6-4 record, and his 2.33 ERA (108.1 IP, 28 ER) ranked third in the league at the break...did not pitch in All-Star Game in Cincinnati...allowed one-or-fewer earned runs in 11 of 32 starts...tied for 10th most in American League...streak of five consecutive starts (June 22 - July 20) allowing one-or-fewer run tied for second longest streak in Angels history (Dean Chance - 7 consecutive starts in 1964)...held opponents to a .197 (26-for-132) batting average with runners in scoring position...ranked third among A.L. pitchers and sixth in the majors...made only relief appearance of season June 6 at Yankee Stadium...tossed 3.2 scoreless innings...marked longest relief outing of the season by any Angels pitcher...pitched a total of 13.1 scoreless frames across seven career relief outings with Halos...in 16 starts against A.L. West division opponents, went 6-1 with a 2.53 ERA (92.2 IP, 26 ER).

2014: Finished first season with Angels with a 6-9 record and 3.75 ERA (127.1 IP, 53 ER) in 30 games (24 starts) in 2014...opened the regular season in starting rotation but was moved to the bullpen following start on May 7 vs. Yankees...optioned to Salt Lake May 21...in three games (all starts) for Salt Lake, went 1-1 with a 6.43 ERA (14.0 IP, 10 ER) and nine strikeouts...recalled from Triple-A Salt Lake and rejoined rotation prior to start June 10...in final 21 games (17 starts) following return from Triple-A, went 6-3 with a 3.30 ERA (90.0 IP, 33 ER)...set new career-high with five consecutive winning decisions from July 10 – September 9...allowed one-or-fewer runs in 10 separate starts and had a no-decision in seven of those contests...is one of three players in A.L. history to have seven no-decisions in a season in starts when allowing one-or-fewer runs (also, Pedro Martinez – 8 ND in 2003 & Brad Radke – 7 ND in 2004)...during month of August, pitched to a 1.93 ERA (28.0 IP, 6 ER) but Angels went 1-4 in his five starts...did not allow a run in 9.2 innings pitched as a reliever (six hits allowed)...Angels scored a total of three-or-fewer runs in 16 of 24 games he started...the Club scored a combined total of 20 runs across his first nine starts of the year...Halos scored a total of just 54 runs with him in the game as the starting pitcher (117.2 IP)...earned win in relief appearance July 31 at Baltimore...entered game in 11th inning and pitched two shutout innings, allowing just two hits and two walks with two strikeouts...went 11 straight starts without recording a win to begin Angels career, which tied longest streak in club history (Bill Travers, 1981-83)...April 20 at Detroit, allowed two runs (both unearned) and became Angels first left-handed starter to lose a game without allowing an earned run since Jarrod Washburn Sept. 19, 2004 vs. Texas...participated in 2014 Japan All-Star Series with other major league players, including teammate Matt Shoemaker.

2013: Spent first full season in the major leagues with White Sox...ranked third among Chicago's pitchers in innings pitched (149), strikeouts (137) and starts (23)...finished year with a 4-9 record and 3.56 ERA (149.0 IP, 59 ER) in 34 games (23 starts)...went 4-7 with a 3.51 ERA (130.2 IP, 51 ER) and 122 strikeouts as a starter and 0-2 with a 3.93 ERA (18.1 IP, 8 ER) and 15 strikeouts as a reliever...ranked fifth among American League lefties holding right-handed batters to a .244 (96-for-393) batting average against...posted a 1.85 ERA (24.1 IP, 5 ER) during Interleague Play, which ranked seventh in A.L...started season in bullpen and recorded a career-high 9.2 scoreless IP streak to start season...averaged 102.9 pitches-per-start and eclipsed the 100-pitch mark 18 times...was moved into starting rotation following season-ending injury to Gavin Floyd...allowed three runs or fewer in eight of the nine games in which he was charged with the loss...received three runs of support or fewer in 19 of his 23 starts...acquired by Angels December 10, 2013 along with LHP Tyler Skaggs in trade which sent OF Mark Trumbo and RHP A.J. Schugel to the Arizona Diamondbacks.

2012: Appeared in 42 games (four starts) for White Sox and posted a 4-1 record with four saves and a 3.33 ERA (70.1 IP, 26 ER) with 79 strikeouts...Was 2-0 with a 1.86 ERA (19.1 IP, 4 ER) in his four starts...made first career Opening Day roster and opened up the year as Chicago's closer...converted four of six save opportunities...earned first career save April 7 and became first rookie in major league history to earn a save in his team's first win of a season for a first-year manager (Robin Ventura)...collected first career major league victory on May 8 at Cleveland after tossing a scoreless inning in relief...made first career start September 3 vs. Minnesota and was the winning pitcher after holding the Twins to one earned run across five innings pitched...surrendered just one hit with 10 strikeouts over seven scoreless innings in last start of season on Oct. 1 at Cleveland...marked second time since 2000 that a rookie recorded 10-plus strikeouts and two-or-fewer base runners in a start (Johnny Cueto, April 3, 2008 vs. Arizona)-ELIAS...Also marked the most strikeouts by a White Sox rookie since Jason Bere in 1993...became the first pitcher since 1969 (when save rule was adopted) to record a save in season debut and have 10-plus strikeouts in season finale-ELIAS.

2011: Recorded two scoreless relief appearances for the White Sox after being promoted from Double-A Birmingham June 26...made Major League debut for Chicago July 6 vs. Kansas City and tossed a scoreless inning in relief while also notching first career strikeout (Eric Hosmer)...pitched 4.1 scoreless innings the following night vs. Minnesota in only other big league appearance of the season...held Twins to one hit, while walking one and striking out one...was optioned back to Birmingham on July 19 and spent remainder of season with the Barons.

PROFESSIONAL: Selected by Chicago-AL in 30th round of 2006 First-Year Player Draft; signed by White Sox scout Chuck Fox.

SANTIAGO'S PITCHING RECORD																			
YEAR	CLUB	W-L	ERA	G	GS	CG	SHD	S	IP	H	R	ER	HR	HB	BB	SO	WP	BK	BAA
2007	Bristol	1-1	1.65	17	0	0	0	0	32.2	19	7	6	1	1	16	38	1	0	.176
2008	Kannapolis	5-1	4.06	38	0	0	0	0	64.1	57	37	29	1	3	44	83	8	2	.241
2009	Winston-Salem	4-4	3.88	38	0	0	0	1	58.0	54	34	25	5	3	25	66	3	1	.252
2010	Winston-Salem	4-5	4.15	37	1	0	0	2	60.2	63	29	28	4	3	19	61	1	1	.267
2011	Winston-Salem	2-3	3.68	8	8	0	0	0	44.0	38	18	18	7	3	14	43	3	0	.236
	CHICAGO-AL	0-0	0.00	2	0	0	0	0	5.1	1	0	0	0	0	1	2	1	0	.059
	Birmingham	7-5	3.56	15	15	0	0	0	83.1	71	34	33	4	4	39	74	6	3	.235
2012	Charlotte	1-0	0.00	3	3	0	0	0	14.2	9	0	0	0	0	6	13	0	0	.188
	CHICAGO-AL	4-1	3.33	42	4	0	0	4	70.1	54	26	26	10	7	40	79	5	2	.211
2013	CHICAGO-AL	4-9	3.56	34	23	0	0	0	149.0	137	69	59	17	15	72	137	2	0	.243
2014	Salt Lake	1-1	6.43	3	3	0	0	0	14.0	23	12	10	0	1	7	9	0	0	.371
	LOS ANGELES-AL	6-9	3.75	30	24	0	0	0	127.1	120	63	53	15	3	53	108	5	1	.248
2015	LOS ANGELES-AL	9-9	3.59	33	32	0	0	0	180.2	156	80	72	29	10	71	162	1	3	.227
2016	LOS ANGELES-AL	10-4	4.25	22	22	0	0	0	120.2	104	61	57	20	4	57	107	2	1	.233
	MINNESOTA	3-6	5.58	11	11	0	0	0	61.1	65	39	38	13	1	22	37	1	0	.267
	Minor League Totals	25-20	3.61	159	30	0	0	4	371.2	334	171	149	22	18	170	387	22	7	.244
	Major League Totals	36-38	3.84	174	116	0	0	4	714.2	637	338	305	104	40	316	632	17	7	.236

SANTIAGO'S CAREER FIELDING RECORD								
POSITION	PCT	G	PO	A	E	TC	DP	PB
Pitcher	.964	174	28	78	4	110	6	—

SANTIAGO'S CAREER BATTING RECORD																
BATTING	AVG	AB	R	H	2B	3B	HR	RBI	SH	SF	HB	BB	SO	SB	CS	OBP
Career	.188	16	0	3	0	0	0	3	0	0	0	6	0	0	0	.188

SANTIAGO'S 2016 GAME LOGS

DATE	OPP.	W	L	SV	SVO	HLD	ERA	GS	CG	IP	H	R	ER	HR	BB	IBB	HB	SO	AVG	#PIT
4/7	Tex	0	0	0	0	0	3.00	1	0	6.0	4	3	2	1	2	0	0	7	.190	95
4/12	@Oak	0	0	0	0	0	3.95	1	0	7.2	7	4	4	2	1	0	0	3	.216	108
4/18	@CWS	1	0	0	0	0	2.61	1	0	7.0	2	0	0	0	3	0	0	10	.176	106
4/23	@Sea	1	0	0	0	0	2.70	1	0	6.0	4	2	2	1	2	0	0	7	.179	106
4/29	@Tex	0	1	0	0	0	3.34	1	0	5.2	8	4	4	1	1	0	0	1	.212	99
April		2	1	0	0	0	3.34	5	0	32.1	25	13	12	5	9	0	0	28	.212	514
5/4	@Mil	0	0	0	0	0	3.58	1	0	5.1	8	3	3	1	4	0	0	4	.236	116
5/10	StL	0	1	0	0	0	4.07	1	0	4.1	7	4	4	1	2	0	0	2	.252	83
5/15	@Sea	1	0	0	0	0	3.42	1	0	8.0	2	0	0	0	1	0	2	.5	.230	115
5/20	Bal	0	0	0	0	0	3.93	1	0	2.2	3	4	4	3	3	0	0	2	.232	59
5/25	@Tex	0	1	0	0	0	4.58	1	0	2.1	5	6	5	1	2	0	0	2	.244	57
5/31	Det	0	0	0	0	0	4.96	1	0	6.2	5	6	6	3	2	0	0	9	.240	107
May		1	2	0	0	0	6.75	6	0	29.1	30	23	22	9	14	0	2	24	.270	537
6/5	@Pit	0	0	0	0	0	5.07	1	0	4.0	4	3	3	0	4	0	1	4	.242	90
6/10	Cle	0	1	0	0	0	5.64	1	0	1.1	7	6	5	0	1	0	0	2	.259	54
6/15	Min	1	0	0	0	0	5.30	1	0	6.0	2	1	1	0	2	0	0	5	.247	99
6/21	@Hou	0	0	0	0	0	4.99	1	0	6.1	3	1	1	1	2	0	1	4	.242	80
6/26	Oak	0	0	0	0	0	5.27	1	0	6.0	7	6	6	2	4	0	0	6	.245	116
June		1	1	0	0	0	6.08	5	0	23.2	23	17	16	3	13	0	2	21	.258	439
7/2	@Bos	1	0	0	0	0	4.93	1	0	6.0	4	1	0	0	4	0	0	4	.241	112
7/7	@TB	1	0	0	0	0	4.58	1	0	7.0	3	0	0	0	4	0	0	9	.234	111
7/15	CWS	1	0	0	0	0	4.27	1	0	7.0	5	0	0	0	0	0	0	7	.231	94
7/20	Tex	1	0	0	0	0	4.32	1	0	5.0	5	3	3	1	3	0	0	3	.233	100
7/25	@KC	1	0	0	0	0	4.28	1	0	5.1	5	2	2	1	4	0	0	5	.234	100
7/30	Bos	1	0	0	0	0	4.25	1	0	5.0	4	2	2	1	6	0	0	6	.233	119
July		6	0	0	0	0	1.78	6	0	35.1	26	8	7	3	21	0	0	34	.202	636
8/4	@Cle	0	1	0	0	0	4.37	1	0	5.0	5	4	4	2	2	0	0	4	.233	99
8/9	Hou	0	1	0	0	0	4.47	1	0	5.1	7	5	4	1	1	0	0	4	.237	83
8/14	KC	0	1	0	0	0	4.80	1	0	4.0	9	7	7	1	0	0	1	2	.246	78
8/20	@KC	0	1	0	0	0	5.16	1	0	4.2	11	8	8	3	0	0	0	2	.255	80
8/29	@Cle	0	0	0	0	0	4.93	1	0	6.1	3	0	0	0	0	4	0	2	.251	93
August		0	4	0	0	0	8.17	5	0	25.1	35	24	23	7	7	0	1	14	.327	433
9/3	CWS	1	0	0	0	0	4.91	1	0	6.0	4	3	3	2	3	0	0	6	.248	110
9/10	Cle	0	0	0	0	0	4.75	1	0	7.0	5	1	1	0	4	0	0	2	.247	101
9/15	@Det	1	0	0	0	0	4.65	1	0	5.2	6	1	1	0	2	0	0	3	.247	103
9/20	Det	0	1	0	0	0	4.82	1	0	5.1	7	6	6	1	2	0	0	5	.250	95
9/25	Sea	0	1	0	0	0	4.87	1	0	5.2	5	4	4	3	1	0	0	1	.249	96
10/1	@CWS	1	0	0	0	0	4.70	1	0	6.1	3	0	0	0	3	0	0	6	.245	108
Sep/Oct		3	2	0	0	0	3.75	6	0	36.0	30	15	15	6	15	0	0	23	.221	613
Totals		13	10	0	0	0	4.70	33	0	182.0	169	100	95	33	79	0	5	144	.245	3172

TWINS MILESTONE WINS

WIN	DATE	OPPONENT	SCORE	WINNING PITCHER
1	April 11, 1961	at New York-AL	6-0	Pedro Ramos
500	August 23, 1966	at Washington	7-0	Jim Kaat
1,000	July 12, 1972	vs. Milwaukee	7-1	Bert Blyleven
1,500	August 17, 1978	vs. Kansas City	6-5	Roger Erickson
2,000	September 25, 1985	at Texas	5-1	Bert Blyleven
2,500	September 28, 1991	at Toronto	5-0	Jack Morris
3,000	May 4, 1999	vs. New York-AL	8-4	Mike Lincoln
3,500	May 7, 2005	at Tampa Bay	8-1	Kyle Lohse
4,000	September 12, 2010	at Cleveland	6-2	Kevin Sloney



LOGAN SCHAFER

HEIGHT/WEIGHT: 6-1/199
BATS/THROWS: L/L
BORN: 9/8/86 in San Jose, CA
AGE: 29
RESIDES: Chandler, AZ
ACQUIRED: Signed as minor league free agent 6/2/16
M.L. SERVICE: 2 years, 151 days
CONTRACT STATUS: Signed thru 2016



OF  32

2016		GAME HIGHS		CAREER	
Hits: 2, 3x, last 9/30 at CWS	HR: --		Hits: 3, 6x, last 9/27/15 at STL	HR: 1, 5x, last 9/19/15 vs. CIN	
RBI: 1, 9/24 vs. SEA	GS: --		RBI: 3, 2x, last 9/7/13 at CHC	GS: --	
Hit-Streak: 3, 2x, last 9/27-30	SB: --		Hit-Streak: 4, 7/12-21/13	SB: 1, 10x, last 9/20/15	

PERSONAL: Logan Edward Schafer...Graduated from Los Gatos (CA) High School before attending Cuesta (CA) College in 2006...played two seasons at Cal Poly San Luis Obispo State University, where he earned Second-Team All-Big West honors in 2007 and First-Team All-Big West honors in 2008...brother, Justin, was an infielder in the Mets organization

2016:

- Was invite to Washington spring training and released March 19.
- Signed minor league contract with Minnesota June 2 and reported to Triple-A Rochester.
- Hit .264 (57-for-216) with seven doubles, one triple, four home runs, 19 RBI, 29 runs scored, 22 walks and five stolen bases in 64 games for the Red Wings.
- Had contract selected August 29.
- Played in 26 games for the Twins, hitting .238 (15-for-63) with three doubles and eight walks.
- Hit .421 (8-for-19) against left-handed pitching and .159 (7-for-44) against right-handed pitching.

2015: Enjoyed two stints with the Brewers...made Brewers Opening Day roster...appeared in 69 games for Milwaukee, including 25 starts in center field...started 11 of the team's last 15 games of the season...produced the go-ahead RBI-single in the 13th inning on September 10 at Pittsburgh...only home run of the season came on September 19 vs. Cincinnati off Josh Smith, snapping a streak of 230 at-bats without a home run...batted .258 with one home run and 17 RBI in 72 games at Triple-A Colorado Springs.

2014: Had four stints with the Brewers, including making the Opening Day roster for the second straight year...was on the 15-day disabled list from April 20-May 2 with a strained right hamstring...produced a game-winning RBI-double in the 11th inning on April 5 at Boston and a game-winning sacrifice fly in the ninth inning on September 20 at Pittsburgh...made 29 starts (10 in leftfield, 10 in rightfield, 9 in centerfield)...batted .273 with three homers and 18 RBI in 41 games at Triple-A Nashville.

2013: Entered the season rated as the best defensive outfielder in the organization for the third straight year according to *Baseball America*...was named to his first career Opening Day roster...hit .211 with four home runs and 33 RBI in 134 games during his first full season in the majors...made 68 starts (39 in leftfield, 18 in centerfield, 11 in rightfield)...batted .256 (10-for-39) with a home run and five RBI as a pinch hitter...led the team in pinch hits (10), pinch-hit at-bats (39) and pinch-hit RBI (5)...belted his first major league home run on July 9 vs. Cincinnati with a two-run shot off Tony Cingrani...hit his first career pinch-hit homer on September 10 at St. Louis with a two-run shot off Edward Mujica.

2012: Entered the year as the No. 6 prospect in the organization according to *Baseball America* and was rated as the best defensive outfielder in the organization for the second straight year...spent most of the season at Triple-A Nashville, where he hit .278 with 11 home runs, 40 RBI and 16 stolen bases in 124 games...led the team in runs (72), triples (9) and total bases (203)...his 11 home runs marked a career high...had just 13 home runs in 1,103 minor league at-bats prior to 2012...was recalled by Milwaukee in September...hit .304 in 16 games with the Brewers, making three starts (all in CF)...went 4-for-8 with fourRBI as a pinch hitter with the Brewers.

2011: Hit .315 with 22 doubles, six triples, five home runs, 43 RBI, 39 walks, 16 stolen bases and 66 runs scored in 99 games between Single-A Brevard County, Double-A Huntsville and Triple-A Nashville...was second among Brewers minor leaguers in batting average (.315)...missed the start of the season after he fractured his right thumb while sliding into second base during an exhibition game on March 14 in Scottsdale against San Francisco...contract selected by Milwaukee September 1...appeared in eight games with the Brewers, all off the bench...made his major league debut September 2 at Houston...entered the game as a pinch-runner and scored on a wild pitch...recorded a pinch-hit single off Francisco Cordero for his first big league hit September 18 at Cincinnati...played for the Peoria Javelinas in the Arizona Fall League following the season and batted .302 with two home runs and 16 RBI in 21 games.

2010: Was limited to just seven games at Single-A Brevard County...missed the first two months of the season with a left groin strain and the rest of the season with a fractured right foot...played for the Surprise Rafterers in the Arizona Fall League following the season and batted .323 in eight games.

2009: Named Brewers Minor League Player of the Year...spent most of the season at Single-A Brevard County where he batted .313 with 31 doubles, six triples, six home runs, 58 RBI, 38 walks, 16 stolen bases and 76 runs scored in 113 games...also appeared in seven games at Double-A Huntsville...was the Florida State League batting champion (.313) and ranked among the league leaders in hits (2nd, 143), runs (2nd, 76) and doubles (3rd, 31)...was a Florida State League Mid- and Postseason All-Star...named Organizational Player of the Month for July.

2008: Spent most of his first professional season at Single-A West Virginia after beginning the season at Rookie Level Helena...hit .272 with two home runs and 28 RBI in 51 games...following the season played for the West Oahu CaneFires of the Hawaiian Winter League.

PROFESSIONAL: Selected by Milwaukee in third round of 2008 First-Year Player Draft; signed by scout Corey Rodriguez...originally selected by Boston in 31st round of 2006 First-Year Player Draft and by Colorado in the 47th round of the 2007 First-Year Player Draft.

SCHAFFER'S BATTING RECORD

YEAR	CLUB	AVG	G	AB	R	H	2B	3B	HR	RBI	SH	SF	HBP	BB	SO	SB	CS	E	OBP
2008	Helena	.240	8	25	4	6	0	1	2	8	0	1	0	5	4	1	0	1	.355
	West Virginia	.276	43	181	25	50	13	2	0	20	3	3	1	8	42	3	8	2	.306
2009	Huntsville	.217	7	23	4	5	0	1	0	0	1	0	2	4	3	1	0	0	.379
	Brevard County	.313	113	457	76	143	31	6	6	58	1	4	5	38	53	16	8	1	.369
2010	Brevard County	.174	7	23	7	4	2	0	0	1	0	1	0	4	6	0	0	0	.286
2011	Brevard County	.306	9	36	4	11	0	0	0	1	0	0	0	5	4	1	1	1	.390
	Huntsville	.302	50	189	31	57	9	4	0	19	2	0	3	17	25	10	5	1	.368
2011	Nashville	.331	40	169	31	56	13	2	5	23	2	2	4	17	18	5	3	1	.401
	MILWAUKEE	.333	8	3	1	1	0	0	0	1	0	0	1	1	0	0	0	0	.500
	Nashville	.278	124	464	72	129	23	9	11	40	7	3	10	29	72	16	7	3	.332
2012	MILWAUKEE	.304	16	23	3	7	1	2	0	5	0	1	0	1	3	0	1	0	.320
2013	MILWAUKEE	.211	134	298	29	63	15	3	4	33	11	0	3	25	60	7	1	0	.279
2014	Brevard County	.250	2	4	1	1	1	0	0	1	0	0	0	1	0	0	0	0	.400
	Nashville	.273	41	161	27	44	13	4	3	18	2	1	0	21	33	4	1	3	.355
2014	MILWAUKEE	.181	65	116	13	21	9	1	0	8	3	1	1	15	27	2	1	1	.278
	Colorado Springs	.258	72	260	29	67	15	2	1	17	5	3	0	14	35	3	1	5	.292
2015	MILWAUKEE	.221	69	122	17	27	6	1	1	6	6	1	2	12	29	1	0	2	.289
2016	Lancaster (Ind.)	.299	17	67	8	20	2	1	2	9	1	0	2	3	11	1	1	0	.347
	Rochester	.264	64	245	29	57	7	1	4	19	3	0	3	22	35	5	2	2	.340
	MINNESOTA	.238	26	63	8	15	3	1	0	1	1	0	2	8	16	0	0	0	.342
Minor League Totals		.285	580	2208	340	630	127	32	32	225	26	18	28	185	330	65	36	22	.346
Independent League Totals		.299	17	67	8	20	2	1	2	9	1	0	2	3	11	1	1	0	.347
Major League Totals		.214	318	625	71	134	34	8	5	53	22	3	8	62	136	10	3	3	.292

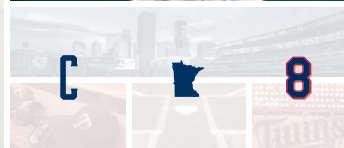
SCHAFFER'S CAREER FIELDING RECORD

POSITION	PCT	G	PO	A	E	TC	DP	PB
Outfield	.992	221	353	11	3	367	4	—



KURT SUZUKI

HEIGHT/WEIGHT: 5-11/203
BATS/THROWS: R/R
BORN: 10/4/83 in Wailuku, HI
AGE: 33
RESIDES: Torrance, CA
ACQUIRED: Signed as free agent, 12/23/13
M.L. SERVICE: 9 years, 113 days
CONTRACT STATUS: Signed thru 2016



@KURTSUZUKI

★ 2014

2016		GAME HIGHS	CAREER	
Hits: 4, 6/21 vs. PHI	HR: 1, 8x, last 9/14 at DET		Hits: 4, 6x, last 6/21/16 vs. PHI	HR: 2, 2x, last 8/17/11 vs. BAL
RBI: 6, 6/21 vs. PHI	GS: --		RBI: 6, 6/21/16 vs. PHI	GS: 1, 9/10/07 at SEA
Hit-Streak: 9, 2x, last 8/6-21	SB: --		Hit-Streak: 10, 2x, last 5/3-19/13	SB: 2, 6/10/09 vs. MIN

PERSONAL: Kurt Kiyoshi Suzuki (pronounced soo-ZOO-kee)...wife, Renee...daughter, Malia (4/28/11), and sons Kai (11/4/13) and Elijah (7/12/16)...2001 graduate of H.P. Baldwin HS in Wailuku, Maui, Hawaii...attended Cal State Fullerton, majoring in Kinesiology...won the Johnny Bench Award following the 2004 season, given annually to the nation's top collegiate catcher...also named All-America selection by *Baseball America* and *Collegiate Baseball*, and was named Big West Player of the Year after hitting .413 with 16 home runs and 87 RBI...led Fullerton to the College World Series championship; his two-out RBI-single in the bottom of the seventh inning broke a 2-2 tie to lead the Titans to a 3-2 win over Texas in the championship game...hosted the inaugural Kurt Suzuki Baseball Clinic in Maui in 2012 to raise awareness for the All PONO Sports Organization, which promotes healthy lifestyles and exercise for children in Hawaii, as well as teaching baseball fundamentals...started the Kurt Suzuki Family Foundation in 2011 to support the scientific research of chronic illnesses—specifically kidney disease research—and encourage and promote healthy lifestyle choices...is an ambassador for the NephCure Foundation...along with his wife, raised over \$61,000 for the Jon Wilhite Recovery Fund to help alleviate medical costs accrued by his friend and former Cal State Fullerton teammate who was injured in the tragic car accident that took the lives of Angels pitcher Nick Adenhardt and three others in 2009...named co-recipient of the 2009 Dave Stewart Community Service Award, which is given annually to an A's player for outstanding work in the community...voted the 2009 Catfish Hunter Award winner by his teammates, an honor for the A's player's performance on the field and conduct in the clubhouse.

CAREER HIGHLIGHTS: Twins mark third organization (Oakland 2004-13 and Washington 2012-13)...ranks fourth among Twins since 2014 in hits (323) and RBI (160)...named to AL All-Star team in 2014 at Target Field...2014 Bob Allison Award winner for Twins best leadership...ranks fifth on Oakland all-time list in games caught (684)...has caught 120-plus games in five different seasons (141 in '08, 135 in '09, 123 in '10, 129 in '11 & 130 in '15).

2016:

- ☛ Began third season with Twins and was club's Opening Day catcher, the eighth time in his career to start the Opener as catcher (3 with Twins, 5 with Oakland).
- ☛ Recorded 1,000th career hit May 22 vs. Toronto, singling off Marcus Stroman.
- ☛ Hit pinch-hit home run June 18 vs. New York-AL, a solo shot off Aroldis Chapman, as Twins lost 7-6; third career pinch-hit homer and first since 2008.
- ☛ Set season-high and tied career-high with four hits June 21 vs. Philadelphia; recorded six RBI, setting career-high.
- ☛ Hit .370 (27-for-73) with seven doubles, three home runs and 14 RBI in 20 June games; sixth highest average in the AL.
- ☛ Recorded 500th career RBI July 8 at Texas, driving in Kennys Vargas on a double.
- ☛ Finished with eight home runs, the third most of his career and most since hitting 14 in 2011 with Oakland.
- ☛ Hit .295 (26-for-88) with runners in scoring position.
- ☛ Caught 99 games, tied for sixth most in the AL.
- ☛ Hit .258 (89-for-345) with 24 doubles on the season; ranked third among AL catchers in doubles and batting average (minimum 200 at-bats).

2015: Began second season with Twins and was club's Opening Day catcher, the seventh time in his career to start the Opener at catcher (2 with Twins, 5 with Oakland)...homered in consecutive games for the eighth time in his career and first time since 2010, April 16 vs. Kansas City and April 18 vs. Cleveland...recorded 900th career hit May 13 at Detroit, doubling off Kyle Lobstein...played in 1,000th career game May 14 at Detroit...hit safely in season-high six straight June 14-20...hit walk-off single August 1 vs. Seattle, the fifth walk-off hit for the Twins on the season and ninth of his career...hit 200th career double August 27 at Tampa Bay...hit .290 (36-for-124) with runners in scoring position and .308 (16-for-52) with RISP and two outs...caught 130 games (123 starts), the third most of his career and most since 2009 (135)...130 games ranked second in the AL, trailing Salvador Perez (139) and third in baseball, trailing Perez and Yadier Molina (134)...most games caught for a Twin since 2008, when Joe Mauer caught 135.

2014: Made Twins debut March 31 at Chicago-AL, hitting second and catching, going 2-for-4 with three RBI, becoming the first Twin to drive in three runs on Opening Day since Shannon Stewart drove in three April 5, 2004 vs. Cleveland...became the 11th Twin to ever drive in three-plus runs on Opening Day, and second in club history to do so in Twins debut; the other was Brant Aleya, who drove in seven in his first game as Twin April 7, 1970 at Chicago-AL, coincidentally the only other time in club history the Twins opened in Chicago...recorded 19 RBI in March/April for an average of 3.32 at-bats-per-RBI, the highest among qualifiers in baseball...set a Twins record for most RBI for a catcher in March/April, and the second most RBI of any month in his career (24 in September of 2009)...hit first home run as Twin April 19 at Kansas City, a solo shot off Bruce Chen...hit first career inside-the-park home run and 49th in Twins history May 20 at San Diego; first for a Twin since Joe Mauer July 21, 2007 vs. Los Angeles-AL...hit safely in 13 straight home games June 4-July 6, hitting .431 (22-for-51) with seven doubles and nine runs scored during the streak...hit safely in nine straight games June 11-22, hitting .424 (14-for-33) during the span...played in 900th career game June 22 vs. Chicago-AL...pre-All-Star break, led all AL catchers in doubles (18) and batting average (.309), ranked second in hits (86), tied for second in RBI (37) and tied for fourth in walks (23)...named to AL All-Star team for first time in career and was a reserve; caught the ninth inning, helping Glen Perkins earn the save...became eighth catcher in club history to be named an All-Star, joining Earl Battey (1962, '63, '65, '66), John Roseboro (69), Butch Wynegar (76, '77), Dave Engle (84), Tim Laudner (88), A.J. Pierzynski (2002) and Joe Mauer (06, 08, 09, 10, 12, 13)...tied season-high with nine-game hitting streak September 13-22, hitting .355 (11-for-31) with seven doubles and six RBI during the streak...also doubled in six straight games September 13-19, the longest streak in baseball on the season...ranked third on the Twins in hits (130), doubles (34) and RBI (61)...hit .324 (36-for-111) with runners in scoring position, 12th best in the AL...among catchers in the AL, he ranked first in batting average (.288), on-base percentage (.345) and doubles, fourth in hits, tied for fourth in walks (34), fifth in RBI, and tied for fifth in games (131)...given the Bob Allison Award for Twins best leadership voted on by the Twin Cities Chapter of the BBWAA.

2013: Started season with Washington...tied career-high with 10-game hitting streak May 3-19 (last 2009), with exactly one hit in each game during the streak, tying the Nationals franchise record for consecutive games with exactly one hit (Shane Andrews, April 12-23, 1998 with Montreal)... started 61 of the Nationals 84 games at catcher through July 3, then started just 12 of final 43 games with Washington before being traded to Oakland August 23 in exchange for pitcher Dakota Bacus...hit .273 (18-for-66) with two home runs and 13 RBI in 28 games post-All-Star Break... hit .303 (10-for-33) with two home runs and seven RBI in 15 games for the A's...played 94 games overall, his fewest since his rookie season of 2007 (68)...committed six errors, posting a .991 fielding percentage, which ranked fifth best among all catchers in baseball.

2012: Was Oakland's Opening Day catcher...acquired by Washington August 3 in exchange for catcher David Freitas...at the time of the trade, he led qualified AL catchers in fielding percentage (.996), opponents caught stealing (23) and caught-stealing percentage (38.3%)...combined to hit .235 with 20 doubles, six home runs and 43 RBI in 75 games with the A's and 43 with the Nationals...batted .267 with five doubles, five home runs and 25 RBI in 43 regular season games with Washington.

2011: Made fourth straight Opening Day start at catcher April 1 vs. Seattle, tying him for second most by a catcher in Oakland history; Terry Steinbach holds the record with nine...played 500th career game April 7 at Toronto...placed on Paternity List April 27-28 for the birth of his first child, Malia...struck out twice May 13 vs. Chicago, snapping a career-best streak of 17 games and 73 plate appearances without a strikeout... committed first error of the season May 20, snapping a 78-game errorless streak as a catcher dating back to previous error August 8, 2010; the streak was six short of career-high of 84...recorded second career two-homer game August 17 vs. Baltimore (also June 3, 2010 at Boston)...played 592nd career game as catcher September 25 at Los Angeles-AL, passing Ramon Hernandez for second most in Oakland history...hit 12 of 14 home runs off right-handed pitching...13 of his 14 home runs were solo shots...made 127 starts at catcher, ranking third in the AL.

2010: Made third straight Opening Day start at catcher April 5 vs. Seattle, committing two errors, the first two-error game of his career...recorded seventh career walk-off hit (double) April 7 vs. Seattle; it was his third walk-off double, tying Terrence Long for the most in Oakland history... grounded into a triple play August 22 vs. New York-AL, the seventh triple play turned against the A's in club history...placed on 15-day disabled list April 30 with an intercostal strain, his first career stint on the DL...played three games on rehab assignment with Triple-A Sacramento May 11-15...reinstated from the DL May 16 and started each of the A's next 11 games at catcher following his return, matching the longest consecutive games started streak at catcher of his career (June 6-18, 2008 and July 21-August 2, 2008)...drove in the winning run May 18 vs. Seattle with an RBI-single in the bottom of the 10th inning, eighth walk-off of his career, tying him for third most in Oakland history...placed on Bereavement List June 11-15...hit six home runs in June, tied for seventh in the AL and his most ever in a month...signed four-year contract through the 2013 season with a club option for 2014 July 23...tied for the team lead in RBI (71) and tied for second in home runs (13); it marked the second consecutive season he led the club in RBI...ranked fourth in the AL in plate appearances-per-strikeout (11.10) and tied for fifth in hit by pitches (12) and grounded into double plays (22)...A's pitchers posted a 3.27 ERA with him behind the plate, which was the lowest mark in the AL and third lowest in the majors; they had a 4.46 ERA with the other three catchers...ranked second among AL catchers in total chances (868) and putouts (825), and was third in games (123)...committed a career-high eight errors for a .991 fielding percentage, which ranked fourth best among the 14 AL qualifying catchers...ranked second among AL catchers in RBI (66) and tied for third in home runs (13).

2009: Hit .343 (23-for-67) in 17 April games...stole a career-high two bases June 10 vs. Minnesota...had three assists in the fifth inning June 18 at Los Angeles-NL and all were putouts to different players (first base, second base and shortstop), first time since 1976 that a catcher recorded three assists in an inning with the putouts going to three different positions (Vic Correll with Atlanta, September 17, 1976 vs. Los Angeles-NL)... committed an error August 2 vs. Toronto, snapping a career best 84-game errorless-streak dating back to April 10...recorded 24 RBI in September, tied for third in the AL...led AL catchers in games started (132) for the second consecutive season; also led in innings (1173.1), putouts (923) and total chances (996), and tied for the lead in games (135)...posted career-highs in runs (74), hits (156), doubles (37), home runs (15), RBI (88), stolen bases (8) and slugging percentage (.421)...led the A's in hits, doubles, RBI, slugging percentage, hit by pitches (8), sacrifice flies (7), multi-RBI games (20) and go-ahead RBI (18)...struck out 59 times for an average of 10.41 plate appearances-per-strikeout, sixth best ratio in the AL...named the third best defensive catcher in the AL in *Baseball America's* Best Tools survey...hit .311 (92-for-296) on the road...ranked eighth in the AL in RBI post-All-Star Break (51).

2008: Spent first full season in the majors...had first career four-hit game April 14 at Chicago...hit .327 in first 16 games before being inserted into the leadoff spot April 18...recorded third career walk-off RBI June 20 vs. Florida, doubling in the 11th inning...hit .370 (30-for-81) in June, third in the AL...hit first career pinch-hit home run July 10 vs. Seattle...hit walk-off pinch-hit home run August 15 vs. Chicago-AL...hit game-winning pinch-hit double August 28 vs. Minnesota, second game-ending pinch hit of the season...led AL catchers in games (141), games started (136), innings caught (1215.0), total chances (986) and putouts (927)...led the A's in batting average (.279), hits (148), hit-by-pitches (11) and multi-hit games (36), and tied for first in games (148)...tied for seventh in the AL in hit by pitches...tied for the AL lead in pinch home runs (2) and tied for fifth in pinch-hits (5).

2007: Began season at Triple-A Sacramento (Oakland)...had contract selected June 10 and made major league debut June 12 at Houston, grounding out as a pinch hitter in first at-bat...recorded first major league hit June 14 at Houston, a pinch-hit single off Brian Moehler...hit first career home run June 19 vs. Cincinnati, a solo shot off Todd Coffey...caught Shane Komine July 17 vs. Texas, becoming the first Hawaiian-born battery in major league history...hit first career walk-off home run August 16 vs. Chicago-AL, a three-run shot off Matt Thornton with two outs in the bottom of the 10th...hit first career grand slam September 10 at Seattle...hit walk-off single in A's final game September 30 vs. Los-Angeles-AL...started 56 of the A's final 70 games at catcher following the trade of Jason Kendall July 16...hit six home runs from the nine spot in the order, the third most in the AL.

2006: Spent entire season at Double-A Midland (Oakland)...named Texas League All-Star...tossed out 33 of 70 attempted base stealers (47.1%), the second best mark in the Texas League...led all Texas League catchers in fielding percentage (.997) and games (91)...played for the United States in the All-Star Futures game July 9 at Pittsburgh and went 0-for-1...named to the U.S. Olympic Qualifying team...suffered a bruised left wrist while playing for the U.S. team in Cuba and did not return to Midland.

2005: Spent first full professional season with Single-A Stockton (Oakland)...led California League in games caught (104)...also led CL catchers in total chances (947), putouts (882), errors (15) and passed balls (19)...reached base safely in 27 consecutive games June 1-July 5...hit first professional grand slam June 17 vs. Rancho Cucamonga...played for the Phoenix Desert Dogs in the Arizona Fall League, hitting .342 with seven RBI and a .447 on-base percentage in 13 games.

2004: Spent season at Single-A Vancouver (Oakland)...hit safely in each of his first 12 games July 17-29, hitting .362 during the streak with two home runs and eight RBI.

PROFESSIONAL: Selected by Oakland in second round of 2004 First-Year Player Draft; signed by scout Randy Johnson.

SUZUKI'S PLAYING RECORD

YEAR	CLUB	AVG	G	AB	R	H	2B	3B	HR	RBI	SH	SF	HB	BB	SO	SB	CS	E	OBP
2004	Vancouver	.297	46	175	27	52	10	3	3	31	3	3	12	18	26	0	1	1	.394
2005	Stockton	.277	114	441	85	122	26	5	12	65	2	5	12	63	61	5	3	15	.378
2006	Midland	.285	99	376	64	107	26	1	7	55	0	1	9	58	50	5	3	2	.392
2007	Sacramento	.280	55	211	32	59	9	0	3	27	1	3	4	21	41	0	0	3	.351
	OAKLAND	.249	68	213	27	53	13	0	7	39	3	5	3	24	39	0	0	2	.327
2008	OAKLAND	.279	148	530	54	148	25	1	7	42	2	1	11	44	69	2	3	6	.346
2009	OAKLAND	.274	147	570	74	156	37	1	15	88	1	7	8	28	59	8	2	5	.313
2010	Sacramento	.375	3	8	4	3	2	0	1	5	0	0	0	2	1	0	0	0	.500
	OAKLAND	.242	131	495	55	120	18	2	13	71	0	4	12	33	49	3	2	8	.303
2011	OAKLAND	.237	134	460	54	109	26	0	14	44	3	7	7	38	64	2	2	7	.301
2012	OAKLAND	.218	75	262	19	57	15	0	1	18	2	2	3	9	53	1	0	2	.250
	WASHINGTON	.267	43	146	17	39	5	0	5	25	2	3	2	11	20	1	0	3	.321
2013	WASHINGTON	.222	79	252	19	56	11	1	3	25	2	4	3	20	32	2	0	5	.283
	OAKLAND	.303	15	33	6	10	2	0	2	7	0	0	0	2	3	0	0	1	.343
2014	MINNESOTA	.288	131	452	37	130	34	0	3	61	1	7	9	34	46	0	1	4	.345
2015	MINNESOTA	.240	131	433	36	104	17	0	5	50	6	4	7	29	59	0	0	3	.296
2016	MINNESOTA	.258	106	345	34	89	24	1	8	49	1	4	5	18	48	0	0	5	.301
Minor League Totals		.283	317	1211	212	343	73	9	26	183	6	12	37	162	179	10	7	21	.381
American League Totals		.257	1086	3703	396	976	211	5	75	469	19	41	65	259	489	16	10	43	.313
National League Totals		.239	122	398	36	95	16	1	8	50	4	7	5	31	52	3	0	8	.297
Major League Totals		.256	1208	4191	432	1071	227	6	83	519	23	48	70	290	541	19	10	51	.311

SUZUKI'S CAREER FIELDING RECORD

POSITION	PCT	G	PO	A	E	TC	DP	PB
Catcher	.994	1152	7697	441	51	8189	46	43

SUZUKI'S DIVISION SERIES RECORD

YEAR	OPPONENT	AVG	G	AB	R	H	2B	3B	HR	RBI	SH	SF	HB	BB	SO	SB	CS	E	OBP
2012	St. Louis	.235	5	17	0	4	0	0	0	2	0	0	0	2	4	0	0	0	.316

SUZUKI'S ALL-STAR GAME RECORD

YEAR	HOST	AVG	G	AB	R	H	2B	3B	HR	RBI	SH	SF	HB	BB	SO	SB	CS	E	OBP
2014	Minnesota	---	1	0	0	0	0	0	0	0	0	0	0	0	0	0	0	0	---



MICHAEL TONKIN

HEIGHT/WEIGHT: 6-7/220
BATS/THROWS: R/R
BORN: 11/19/89 in Glendale, CA
AGE: 26
RESIDES: Palmdale, CA
ACQUIRED: 30th round, 2008 First-Year Player Draft
M.L. SERVICE: 2 years, 5 days
CONTRACT STATUS: Signed thru 2016



RHP



59

@MTONKIN37

2016		GAME HIGHS	CAREER	
IP: 3.0, 4/22 at WAS	Walks: 2, 6x, last 9/22 vs. DET		IP: 3.0, 4/22/16 at WAS	Walks: 3, 5/1/14 vs. LAD
SO: 4, 3x, last 7/27 vs. ATL	CG: --		SO: 4, 2x, last 7/27/16 vs. ATL	CG: --
Win-Streak: 2, 6/12-9/29	Low-Hit: --		Win-Streak: 2, 6/12-9/29/16	Low-Hit: --

PERSONAL: Michael Harvey Tonkin...2008 graduate of Palmdale (CA) High School...brother-in-law of former Twins outfielder Jason Kubel.

2016:

- Made Twins Opening Day roster for first time in career and spent entire season with Minnesota.
- Earned first major league win April 17 vs. Los Angeles-AL, pitching 2.0 scoreless innings with four strikeouts.
- Set career-high with 3.0 innings pitched April 22 at Washington; recorded first major league at-bat and struck out against Gio Gonzalez.
- Posted a 1.50 ERA (12.0 IP, 2 ER) with 15 strikeouts in 10 April games.
- Struck out multiple batters in 21 games, including season-high of four, done three times: April 17 vs. Los Angeles-AL, July 21 at Boston and July 27 vs. Atlanta.
- Held right-handed hitters to a .266 (50-for-188) average and left-handers to a .306 (30-for-98) average.
- Ranked second on Twins staff in games (65) and fifth in strikeouts (80).
- Allowed just 14 of 41 inherited runners to score (34.1%).
- Set career-highs in games (65), innings pitched (71.2) and strikeouts (80).

2015: Was optioned from Twins spring training to Triple-A Rochester March 20...was recalled by Minnesota five different times during the season...did not allow a home run at Rochester in 19 appearances from April 19-July 28...set single-game career-high with eight strikeouts (9 batters faced) at Rochester in 3.0 innings pitched July 3 at Lehigh Valley...held opponents scoreless in eight July appearances while at Rochester (15.0 IP) with two walks and 19 strikeouts...combined to post a 0.34 ERA (26.1 IP, 1 ER) in final two months at Rochester before being recalled by Minnesota September 1...converted eight straight save opportunities for the Red Wings June 30-August 18...finished tied for team lead in saves with Rochester (14)...ended season with Twins with 10.2 scoreless inning streak from September 13 through season's end...combined to go 2-1, 1.96 ERA (64.1 IP, 14 ER) with 14 walks and 65 strikeouts in 59 games at Rochester and Minnesota.

2014: Was in Twins spring training, optioned to Triple-A Rochester March 24 but recalled from Rochester and was on Opening Day roster as Brian Duensing was placed on Paternity List...made one appearance and was optioned to Rochester April 3; recalled again April 12...posted a 1.29 ERA (7.0 IP, 1 ER) in first nine appearances overall with Minnesota...optioned to Rochester May 18...struck out at least one batter in 14 straight appearances May 29-July 5 with Rochester...ranked third on the Red Wings staff with 39 appearances and led the club in saves with 10 (12 opportunities)...15 of final 19 appearances for Red Wings were scoreless (since July 11), posting a 2.18 ERA (20.2 IP, 5 ER) in that span...recalled September 2...pitched in 10 games in September, posting a 2.70 ERA (6.2 IP, 2 ER) with no walks and seven strikeouts.

2013: Participated in his first Twins major league spring training; optioned March 11...began season with Double-A New Britain...did not allow an earned run in 15 consecutive appearances (16.2 IP) April 21-May 28, and was promoted to Triple-A Rochester May 30...did not allow an earned run in first 10 appearances (11.2 IP) for the Red Wings May 30-June 23...recalled by Minnesota July 11 when Caleb Thielbar was placed on the Bereavement List...made major league debut July 11 at Tampa Bay, pitching 1.1 scoreless innings with one strikeout...optioned to Triple-A Rochester July 13...recalled August 20; appeared in one game for the Twins and optioned back to Rochester August 23...converted 14 of 15 save opportunities for the Red Wings, leading the club in saves...recalled September 9 and posted a 1.00 ERA (9.0 IP, 1 ER) in seven September games...posted a 3.03 ERA (68.1 IP, 23 ER) with 76 strikeouts and 19 walks in 61 games between all three levels...led Twins minor leaguers in saves (21)...named reliever on MiLB.com Twins organizational All-Star team...ranked 15th best prospect in Twins system by *Baseball America* entering 2014.

2012: Started season with Single-A Beloit and won in first appearance, tossing 2.0 scoreless innings April 6 vs. Peoria...recorded at least one strikeout in 20 of 22 appearances for the Snappers, totaling 53 in 39.0 innings...struck out multiple batters in 15 appearances...selected to play in the Midwest League All-Star Game...promoted to Single-A Ft. Myers June 20...named Twins minor league Pitcher of the Week June 15, tossing 5.2 scoreless innings with three saves, no hits allowed, no walks and 12 strikeouts in five games...named Twins minor league Pitcher of the Month for

June, going 0-1, 0.64 ERA (14.1 IP, 1 ER) with two saves and 27 strikeouts in nine games...recorded at least one strikeout in all 22 appearances for the Miracle, totaling 44 in 30.1 innings...struck out multiple batters in 15 appearances...combined to go 4-1, 2.08 ERA (69.1 IP, 16 ER) with 12 saves, 97 strikeouts and 20 walks in 44 appearances between both levels...named reliever on MiLB.com Twins organizational All-Star team...played for Peoria Javelinas in the Arizona Fall League, going 1-0, 2.45 ERA (14.2 IP, 4 ER) with three walks and seven strikeouts in 10 games...added to the Twins 40-man roster in November.

2011: Spent entire season with Single-A Beloit...did not allow a run in 13 consecutive appearances (14.2 IP) May 23-June 28...posted a 2.13 ERA (12.2 IP, 3 ER) in 10 June appearances...recorded at least one strikeout in 11 straight appearances (23 total) July 9-August 15...allowed just three home runs on the season and just one in final 40 appearances since May 2...tied for team-lead in appearances (48).

2010: Started season with Single-A Beloit...went 3-6, 4.29 ERA (65.0 IP, 31 ER) in 13 games (12 starts) for the Snappers...transferred to Rookie Elizabethton July 19...eight of 10 appearances for the E-Twins were scoreless — seven of those scoreless appearances were outings of 2.0 innings-or-more.

2009: Spent entire season with Rookie GCL Twins...named Twins minor league Pitcher of the Week July 17, going 1-0, 0.00 ERA (7.0 IP) with two hits allowed and 15 strikeouts in one start...went 2-1, 1.73 ERA (26.0 IP, 5 ER) in five August games (4 starts)...finished second in the GCL in strikeouts (60).

2008: Spent first professional season with GCL Twins, going 0-1, 3.27 ERA (11.0 IP, 4 ER) in six games (1 start)...ranked 30th best prospect in the Twins organization by *Baseball America* entering the 2009 season.

PROFESSIONAL: Selected by Twins in 30th round of 2008 First-Year Player Draft; signed by Twins scout Dan Cox.

TONKIN'S PITCHING RECORD

YEAR	CLUB	W-L	ERA	G	GS	CG	SH	SV	IP	H	R	ER	HR	HB	BB	SO	WP	BK	BAA
2008	GCL Twins	0-1	3.27	6	1	0	0	0	11.0	10	4	4	0	1	3	8	0	0	.244
2009	GCL Twins	3-4	3.62	11	9	0	0	0	54.2	55	30	22	2	4	9	60	5	0	.258
2010	Elizabethton	1-0	1.08	10	0	0	0	1	25.0	18	6	3	1	4	4	26	1	0	.196
	Beloit	3-6	4.29	13	12	0	0	0	65.0	76	43	31	7	8	18	40	7	0	.287
2011	Beloit	4-3	3.87	48	3	0	0	2	76.2	82	41	33	3	8	24	69	6	0	.271
2012	Beloit	3-0	1.38	22	0	0	0	6	39.0	29	8	6	1	1	9	53	5	0	.206
	Ft. Myers	1-1	2.97	22	0	0	0	6	30.1	24	12	10	2	2	11	44	1	0	.212
2013	Rochester	1-2	4.41	30	0	0	0	14	32.2	33	18	16	3	1	8	36	0	0	.256
	New Britain	1-2	2.22	22	0	0	0	7	24.1	21	10	6	0	3	8	30	2	0	.216
	MINNESOTA	0-0	0.79	9	0	0	0	0	11.1	9	6	1	0	0	3	10	1	0	.205
2014	Rochester	3-4	2.80	39	0	0	0	10	45.0	41	18	14	2	2	12	46	1	0	.246
	MINNESOTA	0-0	4.74	25	0	0	0	0	19.0	23	13	10	2	2	6	16	1	0	.307
2015	Rochester	2-1	1.10	33	0	0	0	14	41.0	25	5	5	2	1	5	46	4	0	.174
	MINNESOTA	0-0	3.47	26	0	0	0	0	23.1	21	9	9	4	1	9	19	1	0	.239
2016	MINNESOTA	3-2	5.02	65	0	0	0	0	71.2	80	46	40	13	3	24	80	5	0	.280
	Minor League Totals	22-24	3.04	256	25	0	0	60	444.2	414	195	150	23	35	111	458	32	0	.243
	Major League Totals	3-2	4.31	125	0	0	0	0	125.1	133	74	60	19	6	42	125	8	0	.270

TONKIN'S CAREER FIELDING RECORD

POSITION	PCT	G	PO	A	E	TC	DP	PB
Pitcher	1.000	125	3	17	0	20	3	—

TONKIN'S CAREER BATTING RECORD

BATTING	AVG	AB	R	H	2B	3B	HR	RBI	SH	SF	HBP	BB	SO	SB	CS	OBP
Career	.000	2	0	0	0	0	0	0	0	0	0	0	1	0	0	.000

TONKIN'S 2016 GAME LOGS

DATE	OPP.	W	L	SV	SVO	HLD	ERA	GS	CG	IP	H	R	ER	HR	BB	IBB	HB	SO	AVG	#PIT	
4/9	@KC	0	0	0	0	0	0.00	0	0	1.1	1	0	0	0	2	0	0	1	2.00	36	
4/13	CWS	0	0	0	0	0	0.00	0	0	1.0	1	0	0	0	0	0	0	1	2.22	19	
4/17	LAA	1	0	0	0	0	0.00	0	0	2.0	0	0	0	0	0	0	4	1.33	24		
4/19	Mil	0	0	0	0	0	0.00	0	0	0.2	0	0	0	0	1	0	0	2	1.18	14	
4/20	@Mil	0	0	0	0	0	0.00	0	0	0.1	1	0	0	0	1	0	0	1	1.58	18	
4/22	@Was	0	0	0	0	0	1.08	0	0	3.0	2	1	1	1	2	0	0	1	1.79	43	
4/24	@Was	0	1	0	1	0	2.08	0	0	0.1	1	1	1	1	0	0	1	0	1.94	17	
4/27	Cle	0	0	0	0	0	1.74	0	0	1.2	2	0	0	0	0	0	0	2	2.11	32	
4/29	Det	0	0	0	0	0	1.64	0	0	0.2	1	0	0	0	1	0	0	0	2.25	11	
4/30	Det	0	0	0	0	0	1.50	0	0	1.0	1	0	0	0	0	0	0	3	2.27	15	
April		1	1	0	1	0	1.50	0	0	12.0	10	2	2	2	7	0	1	15	2.27	229	
5/3	@Hou	0	0	0	0	0	1.29	0	0	2.0	0	0	0	0	0	0	0	1	2.00	26	
5/4	@Hou	0	0	0	0	0	1.26	0	0	0.1	0	0	0	0	0	0	0	0	0	1.96	2
5/6	@CWS	0	0	0	0	0	2.25	0	0	1.2	2	2	2	2	0	0	0	0	2.07	22	
5/7	@CWS	0	0	0	0	0	2.20	0	0	0.1	0	0	0	0	0	0	0	0	1	2.03	6
5/11	Bal	0	0	0	0	0	2.04	0	0	1.1	2	0	0	0	0	0	0	2	2.15	25	
5/14	@Cle	0	0	0	0	1	1.93	0	0	1.0	0	0	0	0	0	0	0	2	2.06	10	
5/17	@Det	0	1	0	1	0	3.32	0	0	1.0	3	3	3	3	0	0	0	1	2.36	18	
5/18	@Det	0	0	0	0	0	3.15	0	0	1.0	0	0	0	0	0	0	1	1	2.30	12	
5/20	Tor	0	0	0	0	0	3.43	0	0	1.0	1	1	1	1	0	0	0	2	2.31	16	
5/22	Tor	0	0	0	0	0	3.22	0	0	1.1	0	0	0	0	0	0	0	3	2.20	22	
5/24	KC	0	0	0	0	0	3.04	0	0	1.1	1	0	0	0	0	0	0	1	2.18	23	
5/31	@Oak	0	0	0	0	0	2.96	0	0	0.2	0	0	0	0	2	0	0	1	2.13	27	
May		0	1	0	1	1	4.38	0	0	12.1	9	6	6	1	2	0	1	15	2.00	209	
6/1	@Oak	0	0	0	0	0	2.84	0	0	1.0	0	0	0	0	0	0	0	1	2.07	21	
6/4	TB	0	0	0	0	0	3.29	0	0	2.0	4	2	2	1	0	0	0	1	2.30	32	
6/7	Mia	0	0	0	0	0	3.10	0	0	1.2	0	0	0	0	0	0	0	1	2.19	15	
6/8	Mia	0	0	0	0	0	3.10	0	0	0.0	1	0	0	0	0	0	0	0	2.26	3	
6/10	Bos	0	0	0	0	0	3.48	0	0	2.0	4	2	2	0	0	0	0	3	2.41	52	
6/12	Bos	1	0	0	0	0	3.38	0	0	1.0	1	0	0	0	0	0	0	2	2.42	15	
6/14	@LAA	0	0	0	0	0	3.27	0	0	1.0	1	0	0	0	1	0	0	0	2.44	18	
6/16	NY Yankees	0	0	0	0	0	3.18	0	0	1.0	0	0	0	0	0	0	0	2	2.38	20	
6/17	NY Yankees	0	0	0	0	0	3.09	0	0	1.0	1	0	0	0	2	0	0	1	2.38	25	
6/21	Phi	0	0	0	0	0	3.93	0	0	1.2	3	4	4	1	1	0	0	2	2.46	34	
6/23	Phi	0	0	0	0	0	3.82	0	0	1.0	1	0	0	0	0	0	0	1	2.46	15	
6/29	@CWS	0	0	0	0	0	4.03	0	0	0.1	2	1	1	0	0	0	0	1	2.55	17	
June		1	0	0	0	0	5.93	0	0	13.2	18	9	9	2	4	0	0	15	3.21	267	
7/2	Tex	0	0	0	0	0	4.15	0	0	1.0	2	1	1	1	0	0	0	3	2.60	24	
7/4	Oak	0	0	0	0	0	3.95	0	0	2.0	1	0	0	0	0	0	0	3	2.53	31	
7/7	@Tex	0	0	0	0	0	4.07	0	0	1.0	2	1	1	0	0	0	0	1	2.58	23	
7/8	@Tex	0	0	0	0	0	4.01	0	0	0.2	0	0	0	0	0	0	0	1	2.55	5	
7/15	Cle	0	0	0	0	0	3.92	0	0	1.0	0	0	0	0	0	0	0	1	2.50	11	
7/16	Cle	0	0	0	0	0	3.86	0	0	0.2	0	0	0	0	0	0	0	0	2.47	6	
7/21	@Bos	0	0	0	0	0	3.86	0	0	2.1	2	1	1	1	0	0	0	4	2.46	42	
7/23	@Bos	0	0	0	0	0	3.83	0	0	0.1	0	0	0	0	0	0	0	0	2.44	2	
7/27	Atl	0	0	0	0	0	4.01	0	0	2.1	2	2	2	1	1	0	0	4	2.43	47	
7/30	CWS	0	0	0	0	0	3.88	0	0	1.2	1	0	0	0	0	0	0	0	2.42	18	
7/31	CWS	0	0	0	0	1	3.83	0	0	0.2	1	0	0	0	0	0	0	0	2.44	8	
July		0	0	0	0	1	3.29	0	0	13.2	11	5	5	3	1	0	0	17	2.12	217	
8/2	@Cle	0	0	0	0	0	3.76	0	0	1.0	1	0	0	0	2	0	0	1	2.44	26	
8/4	@Cle	0	0	0	0	0	4.22	0	0	0.2	3	3	3	1	1	0	0	0	2.52	30	
8/6	@TB	0	0	0	0	0	4.09	0	0	1.2	2	1	0	0	0	0	0	2	2.52	23	
8/9	Hou	0	0	0	0	0	4.13	0	0	1.2	3	1	1	0	1	0	0	0	2.58	29	
8/11	Hou	0	0	0	0	0	3.99	0	0	2.0	1	0	0	0	1	0	0	3	2.54	33	
8/14	KC	0	0	0	0	0	3.99	0	0	0.0	1	3	0	0	1	0	0	0	2.57	12	
8/18	@KC	0	0	0	0	0	3.90	0	0	1.1	1	0	0	0	0	0	0	1	2.56	9	
8/19	@KC	0	0	0	0	0	3.86	0	0	0.2	0	0	0	0	0	0	0	1	2.54	6	
8/23	Det	0	0	0	0	0	4.21	0	0	1.1	4	3	3	2	0	0	0	0	2.63	24	
8/25	Det	0	0	0	0	0	4.43	0	0	1.0	1	2	2	0	1	0	1	0	2.63	23	
8/26	@Tor	0	0	0	0	0	4.95	0	0	0.2	4	4	4	4	0	0	0	1	2.73	22	
August		0	0	0	0	0	9.75	0	0	12.0	21	17	13	3	7	0	1	9	3.75	237	
9/11	Cle	0	0	0	0	0	4.90	0	0	0.2	1	0	0	0	0	0	0	0	2.75	5	
9/12	@Det	0	0	0	0	0	4.87	0	0	0.1	0	0	0	0	0	0	0	0	2.73	6	
9/14	@Det	0	0	0	0	0	4.80	0	0	1.0	2	2	0	0	0	0	0	3	2.76	20	
9/16	@NY Yankees	0	0	0	0	0	4.73	0	0	1.0	0	0	0	0	1	0	0	0	2.74	13	
9/17	@NY Yankees	0	0	0	0	0	4.68	0	0	0.2	0	0	0	0	0	0	0	0	2.72	6	
9/20	Det	0	0	0	0	0	4.83	0	0	1.2	4	2	2	1	0	0	0	2	2.77	24	
9/22	Det	0	0	0	0	0	5.17	0	0	0.2	3	3	3	1	2	0	0	1	2.83	27	
9/27	@KC	0	0	0	0	0	5.12	0	0	0.2	0	0	0	0	0	0	0	1	2.81	10	
9/29	@KC	1	0	0	0	0	5.02	0	0	1.1	1	0	0	0	0	0	0	2	2.80	17	
Sep/Oct		1	0	0	0	0	5.63	0	0	8.0	11	7	5	2	3	0	0	9	3.33	128	
Totals		3	2	0	2	2	5.02	0	0	71.2	80	46	40	13	24	0	3	80	2.80	1287	



KENNY'S VARGAS

HEIGHT/WEIGHT: 6-5/289
BATS/THROWS: S/R
BORN: 8/1/90 in Canovanas, PR
AGE: 26
RESIDES: Morovis, PR
ACQUIRED: Signed as an undrafted free agent, 2/25/09
M.L. SERVICE: 1 year, 65 days
CONTRACT STATUS: Signed thru 2016



1B/DH



19

@KENNYS_VARGAS

2016		GAME HIGHS		CAREER	
Hits: 3, 9/13 at DET	HR: 2, 8/11 vs. HOU		Hits: 4, 6/22/15 vs. CWS	HR: 2, 8/11/16 vs. HOU	
RBI: 3, 8/11 vs. HOU	GS: --		RBI: 5, 8/23/14 vs. DET	GS: --	
Hit-Stroke: 7, 7/21-31	SB: --		Hit-Stroke: 8, 8/29-9/5/14	SB: --	

PERSONAL: Kennys Vargas (pronounced KEN-ee)...wife, Marta...daughter, Kamila (7/8/14)...attended Luis Hernaiz Verone (PR) High School in Calle Autonomia, Canovanas, Puerto Rico, the sixth player from that school to play professionally.

CAREER HIGHLIGHTS: Has 335 RBI over four levels in last four seasons for average of 84 RBI-per-season...named AL Player of the Week July 10, 2016...homered from both sides of plate August 11, 2016, the fourth player in club history to do so (Chili Davis, Roy Smalley and Ryan Doumit)...named Eastern League Midseason All-Star in 2014...selected to SiriusXM Futures Game at Target Field in 2014...2014 Sherry Robertson Award winner for Twins minor league Player of the Year...led Florida State League in RBI (93) in 2013...ranked 20th best prospect in Twins system by *Baseball America* entering 2014.

2016:

- Opted from Twins spring training March 18 and began season at Triple-A Rochester.
- Named Twins minor league Player of the Week May 21, hitting .440 (11-for-25) with two doubles, four home runs, 10 RBI and six runs scored for the Red Wings.
- Hit third career minor league grand slam June 3 at Louisville...hit another grand slam June 15 vs. Columbus.
- Recalled from Rochester July 4 (Trevor Plouffe - DL).
- Hit first career pinch-hit homer July 7 at Texas.
- Named AL Player of the Week July 10, hitting .471 (8-for-17) with five doubles, three home runs, four RBI and six walks in six games; led the AL in slugging percentage (1.294) and on-base percentage (.609).
- Recorded first career two-homer game, homers coming from both sides of the plate August 11 vs. Houston; first was left-handed off Doug Fister and second was right-handed off Tony Sipp...became fourth player in club history to do so, joining Chili Davis (1992), Roy Smalley (1986) and Ryan Doumit (2012).
- Optioned back to Rochester August 20.
- Played in 14 games for the Red Wings and was recalled again September 6.
- Set single-season career-high with 10th home run September 29 at Kansas City.
- Hit .378 (17-for-45) as right-handed batter and .168 (18-for-107) as left-handed batter with Twins.
- Combined to hit .232 (112-for-482) with 27 doubles, 25 home runs and 78 RBI in 143 games between Rochester and Minnesota.

2015: Made Twins Opening Day roster for first time in career and was Opening Day designated hitter, batting fifth April 6 at Detroit...hit .248 (26-for-105) with three doubles, three home runs and 10 RBI for the Twins before being optioned to Triple-A Rochester May 19...recorded two-homer game with four RBI for Red Wings May 22 at Norfolk (Game 1)...recalled from Rochester June 8...hit first career walk-off home run June 18 vs. St. Louis, hitting a solo shot in the bottom of the ninth inning, giving the Twins a 2-1 victory...recorded career-high four hits, including a home run and season-high four RBI June 22 vs. Chicago-AL...appeared in 18 games for the Twins and was optioned to Double-A Chattanooga July 1...named Southern League Player of the Week August 10, hitting .435 (10-for-23) with one double, two triples, three home runs, 10 RBI, seven walks and a .548 on-base percentage in seven games...promoted to Rochester August 11...named Twins minor league Player of the Week August 16, hitting .391 (9-for-23) with two doubles, one home run, eight RBI, nine walks and a .563 on-base percentage in eight games...recalled by Minnesota September 1 as part of September additions...named first baseman on MiLB.com Twins organizational All-Star team...named MVP of Puerto Rican Winter League, playing for Mayaguez.

2014: Was optioned to Double-A New Britain from Twins spring training March 9...named Twins minor league Player of the Week May 4 after hitting .476 (10-for-21) with two doubles, three home runs, seven RBI and five walks in seven games...hit .358 (38-for-106) with seven doubles,

five home runs and 24 RBI in 29 May games...hit six home runs with 20 RBI in an 11-game span June 6-19...named Eastern League Midseason All-Star...participated in the SiriusXM Futures Game at Target Field July 13 for the World Team; batted fourth and played first base, going 1-for-4 with a double...hit .281 (100-for-356) with 17 doubles, 17 home runs and 63 RBI in 97 games for the Rock Cats and was recalled July 31 when the Twins traded outfielder Sam Fuld to Oakland...made major league debut August 1 at Chicago-AL, batting sixth and playing first base, recorded first career hit with two-RBI double off Chris Sale...hit first career home run August 5 vs. San Diego, a three-run shot off Jesse Hahn...recorded multiple-RBI five times in first 15 games (through August 17), making him the first player in club history to do so...set season-high with five RBI August 23 vs. Detroit (Game 1)...through games of August 23, had 22 RBI in 21 games, the first rookie to have as many in such few games since Albert Pujols also had 22 in 2001...hit .309 (38-for-123) with seven doubles, four home runs, 24 RBI, 17 runs scored, 11 multi-hit games, hitting safely in 24 of 29 games in August...the 24 RBI were tied with Trevor Plouffe for third most in the AL and tied for fifth most in baseball...38 hits were tied for third most in the AL...among rookies in baseball during August, he ranked first in RBI, tied for second in hits, tied for third in runs, and sixth in batting average...among Twins all-time rookies, the 24 RBI tied him with Gary Gaetti (July 1982) for second most all-time for any month (record held by Jimmie Hall, 27 in August of 1963)...recorded 38 hits in August, paired with Danny Santana's 41, totaling 79, the second most in Twins history for two rookies in one month, trailing only Bernie Allen (44) and Rich Rollins (40), who combined for 84 in August of 1962...set season-high with eight-game hitting streak August 29-September 5, hitting .314 (11-for-35) with eight RBI during the streak...through games of September 3, he had 43 hits and 31 RBI in just 32 major league games; according to Elias, prior to Vargas, the most recent players who registered at least 40 hits and 30-or-more RBI in so few games into their careers were Albert Pujols (40/30 in his 29th game) and Joe DiMaggio (52/32 in 28th game)...recorded 38 RBI from August 1 through end of season, tied for fourth most in the AL since that date through the end of the season and tied for seventh most in baseball...led all rookies in baseball post-All-Star break in RBI (38), tied for sixth in hits (59), and tied for seventh in doubles (10)...had a 5.66 AB-per-RBI ratio, the second highest in Twins history for a rookie (min. 150 at-bats), trailing Brian Buscher (4.64 in 2008)...given the Sherry Robertson Award for Twins minor league Player of the Year.

2013: Spent season with Single-A Ft. Myers...hit .313 (30-for-96) with eight doubles, eight home runs, 30 RBI and 15 walks in 28 May games...hit .361 (30-for-83) with nine doubles and 18 RBI in 23 June games...named Florida State League Mid- and Postseason All-Star...recorded second career two-homer game and career-high six RBI July 27 vs. Clearwater...recorded 93 RBI, the most in the Florida State League and seventh most among all Single-A players...93 RBI marked the most for a Miracle player since Erik Lis had 97 in 2007...tied for second in the FSL in home runs (19)...hit .282 (42-for-149) with nine doubles and five home runs from the right side and .260 (80-for-308) with 24 doubles and 14 home runs from the left side...added to Twins 40-man roster November 20...ranked 20th best prospect in Twins system by *Baseball America* entering 2014.

2012: Spent season with Single-A Beloit...missed the Snappers first 29 games, serving part of a 50-game MLB drug suspension from August 11, 2011...hit two home runs in first game July 22 vs. Great Lakes...homered six times in first nine games July 22-31, including second professional grand slam July 28 at Peoria...reached base safely in final 22 games August 12-September 3, including a 12-game hitting streak August 12-24...named Twins minor league Player of the Week August 24, hitting .429 (12-for-28) with one double, one home run, five RBI and four runs scored in seven games...hit .296 (8-for-27) with no home runs and five RBI from the right side and .323 (41-for-127) with 11 home runs and 31 RBI from the left side.

2011: Spent entire season with Rookie Elizabethton...homered in first two games June 21 and 22 vs. Bluefield...hit safely in season-high 10 straight games July 1-14, hitting .432 (16-for-37) with 15 RBI and a .488 on-base percentage in that span...suspended for 50 games August 11 for violating MLB's drug policy...hit .349 (15-for-43) with three extra-base hits from the right side and .313 (41-for-131) with 14 extra-base hits from the left side.

2010: Spent entire season in Gulf Coast League...named GCL Postseason All-Star...hit .383 (36-for-94) from the left side and .208 (10-for-48) from the right side...led team in batting average (.324), RBI (26), doubles (15) and slugging percentage (.507), second in games (39), and third in at-bats (142)...finished second in Gulf Coast League in doubles.

2009: Spent first professional season with GCL Twins...hit first professional grand slam and home run in second career game June 28 at GCL Rays...hit .333 (6-for-18) with two homers from the right side and .242 (22-for-91) with one home run from the left side.

PROFESSIONAL: Signed by Twins as undrafted free agent February 25, 2009; signed by scout Hector Otero.

VARGAS' PLAYING RECORD

YEAR	CLUB	AVG	G	AB	R	H	2B	3B	HR	RBI	SH	SF	HB	BB	SO	SB	CS	E	OBP
2009	GCL Twins	.257	35	109	12	28	7	0	3	18	0	1	3	17	34	2	0	3	.369
2010	GCL Twins	.324	39	142	24	46	15	1	3	26	0	2	3	13	40	1	0	3	.388
2011	Elizabethton	.322	44	174	27	56	11	0	6	33	0	1	1	15	50	0	0	4	.377
2012	Beloit	.318	41	154	22	49	10	1	11	36	0	3	1	28	41	0	0	3	.419
2013	Ft. Myers	.267	125	457	68	122	33	1	19	93	0	6	7	50	105	0	0	11	.344
2014	New Britain	.281	97	356	50	100	17	0	17	63	0	3	3	43	68	0	2	4	.360
	MINNESOTA	.274	53	215	26	59	10	1	9	38	0	4	3	12	63	0	0	3	.316
2015	Chattanooga	.287	35	122	20	35	3	2	7	24	0	1	2	26	32	0	0	3	.417
	Rochester	.279	38	122	20	34	6	0	6	22	0	1	2	26	39	0	0	2	.411
	MINNESOTA	.240	58	175	18	42	4	0	5	17	0	0	0	9	54	0	0	0	.277
2016	Rochester	.233	96	330	41	77	16	1	15	58	0	4	2	66	89	1	0	2	.361
	MINNESOTA	.230	47	152	27	35	11	0	10	20	0	1	0	24	57	0	0	1	.333
	Minor League Totals	.278	550	1966	284	470	118	6	87	373	0	22	24	284	498	4	2	35	.372
	Major League Totals	.251	158	542	71	136	25	1	24	75	0	5	3	45	174	0	0	4	.309

VARGAS' CAREER FIELDING RECORD

POSITION	PCT	G	PO	A	E	TC	DP	PB
First Base	.992	63	459	33	4	496	44	—



@ALEXWIMMERS21

ALEX WIMMERS

HEIGHT/WEIGHT: 6-2/218
BATS/THROWS: L/R
BORN: 11/1/88 in Cincinnati, OH
AGE: 27
RESIDES: Cincinnati, OH
ACQUIRED: 1st round (21st overall), 2010 Draft
M.L. SERVICE: 39 days
CONTRACT STATUS: Signed thru 2016



RHP



51

	2016		GAME HIGHS		CAREER	
IP: 2.0, 2x, last 9/22 vs. DET	Walks: 3, 2x, last, 9/2 vs. CWS				IP: 2.0, 2x, last 9/22/16 vs. DET	Walks: 3, 2x, last 9/2/16 vs. CWS
SO: 3, 9/17 at NYM	CG: - -				SO: 3, 9/17/16 at NYM	CG: - -
Win-Streak: 1, 9/7	Low-Hit: - -				Win-Streak: 1, 9/7/16	Low-Hit: - -

PERSONAL: 2009 All-American and Big Ten co-Pitcher of the Year with Ohio State, going 9-2 with 136 strikeouts during his sophomore season... threw a perfect game at Archbishop Moeller High School, the first person in school history to do so.

2016:

- Began season with Double-A Chattanooga and pitched in six games for the Lookouts before being promoted to Triple-A Rochester.
- Went 10-for-11 in save opportunities for the Red Wings.
- Did not allow a home run in final 25 games for Red Wings June 10-August 25.
- Contract selected by Minnesota August 26.
- Made major league debut August 26 at Toronto, pitching 1.0 scoreless inning with no walks and two strikeouts; recorded first major league strikeout, fanning Justin Smoak.
- Earned first major league victory September 7 vs. Kansas City, pitching 1.0 scoreless inning.
- Posted a 2.08 ERA (13.0 IP, 3 ER) with opponents hitting .182 (8-for-44) in final 12 appearances since September 5.
- Combined to go 3-5, 4.01 ERA (74.0 IP, 33 ER) with 36 walks and 70 strikeouts in 61 games between Chattanooga, Rochester and Minnesota.

2015: Spent entire season with Double-A Chattanooga...started the season in the Lookouts rotation, making 18 starts before moving to the bullpen August 1...named Twins minor league Player of the Week June 19 after going 2-0, 0.00 ERA (14.2 IP) with five hits and four walks while striking out 20 in two starts...went 6-3, 4.90 ERA (93.2 IP, 51 ER) with 37 walks and 77 strikeouts as a starter and 2-1, 2.91 ERA (21.2 IP, 7 ER) with six walks and 23 strikeouts in 12 relief appearances.

2014: Began the season with Single-A Ft. Myers, making 11 relief appearances and seven starts...transferred to Double-A New Britain on July 22 where he appeared in 13 games to finish the season...combined to set single-season career-highs in appearances (31), innings pitched (84.0) and strikeouts (97).

2013: Pitched in just six games for the GCL Twins recovering from elbow surgery he had in April 2012.

2012: Began season with Double-A New Britain...pitched one game before being placed on the disabled list April 21 with a right elbow injury... made one rehabilitation appearance with GCL Twins.

2011: Florida State League Player of the Week August 29-September 5...ranked 25th best prospect in Twins organization by *Baseball America* entering 2012.

2010: Began professional career with Single-A Ft. Myers...named Florida State League Pitcher of the Week August 30...ranked seventh best prospect in the Twins organization by *Baseball America*.

PROFESSIONAL: Selected by Twins in first round (21st overall) in 2010 First-Year Player Draft out of Ohio State University; signed by scout Jay Weitzel.

WIMMERS' PITCHING RECORD

YEAR	CLUB	W-L	ERA	G	GS	CG	SH	SV	IP	H	R	ER	HR	HB	BB	SO	WP	BK	BAA
2010	Ft. Myers	2-0	0.57	4	4	0	0	0	15.2	6	1	1	0	0	5	23	0	0	.113
2011	GCL Twins	0-0	0.00	1	0	0	0	0	1.0	0	0	0	0	0	1	1	0	0	.000
	Ft. Myers	2-3	4.20	12	4	1	1	1	40.2	28	22	19	5	2	22	39	7	0	.189
2012	GCL Twins	0-1	40.50	1	1	0	0	0	0.2	4	3	3	0	0	1	0	1	0	.800
	New Britain	0-0	4.15	1	1	0	0	0	4.1	6	2	2	1	0	2	3	0	0	.316
2013	GCL Twins	0-1	7.20	6	6	0	0	0	15.0	25	15	12	1	2	5	18	2	0	.357
2014	Ft. Myers	3-3	4.04	18	7	0	0	0	62.1	71	44	28	2	3	25	70	3	2	.284
	New Britain	1-0	3.74	13	1	0	0	1	21.2	19	9	9	3	0	6	27	1	0	.229
2015	Chattanooga	8-4	4.53	30	18	0	0	0	115.1	117	58	58	7	1	43	100	5	0	.270
2016	Rochester	2-1	3.62	39	0	0	0	11	49.2	42	22	20	2	2	24	50	6	0	.226
	Chattanooga	0-1	6.43	6	0	0	0	0	7.0	10	5	5	0	0	1	6	0	0	.345
	MINNESOTA	1-3	4.15	16	0	0	0	0	17.1	14	8	8	2	0	11	14	0	0	.237
Minor League Totals		18-14	4.24	131	42	1	1	13	333.1	328	181	157	21	10	135	337	25	2	.256
Major League Totals		1-3	4.15	16	0	0	0	0	17.1	14	8	8	2	0	11	14	0	0	.237

WIMMERS' CAREER FIELDING RECORD

POSITION	PCT	G	PO	A	E	TC	DP	PB
Pitcher	.800	16	3	1	1	5	0	—


WIMMERS' 2016 GAME LOGS

DATE	OPP.	W	L	SV	SVO	HLD	ERA	GS	CG	IP	H	R	ER	HR	BB	IBB	HB	SO	AVG	#PIT	
8/26	@Tor	0	0	0	0	0	0.00	0	0	1.0	0	0	0	0	0	0	0	0	2	.000	15
8/28	@Tor	0	0	0	0	0	4.50	0	0	1.0	1	1	1	1	0	0	0	0	.143	18	
8/30	@Cle	0	1	0	0	0	4.91	0	0	1.2	2	1	1	0	3	0	0	1	.273	30	
August		0	1	0	0	0	4.91	0	0	3.2	3	2	2	1	3	0	0	3	.273	63	
9/2	CWS	0	0	0	0	0	10.38	0	0	0.2	3	3	3	0	3	1	0	0	400	38	
9/5	KC	0	0	0	0	0	8.44	0	0	1.0	1	0	0	0	0	0	0	1	368	14	
9/7	KC	1	0	0	0	0	7.11	0	0	1.0	0	0	0	0	1	0	0	2	318	24	
9/9	Cle	0	0	0	0	0	6.75	0	0	0.1	0	0	0	0	1	0	0	0	304	9	
9/10	Cle	0	0	0	0	0	6.14	0	0	0.2	1	0	0	0	0	0	0	0	308	9	
9/12	@Det	0	1	0	1	0	7.56	0	0	1.0	1	2	2	0	1	0	0	1	310	17	
9/15	@Det	0	0	0	0	1	6.10	0	0	2.0	1	0	0	0	0	0	0	0	286	25	
9/17	@NYM	0	0	0	0	0	5.56	0	0	1.0	0	0	0	0	1	0	0	3	263	21	
9/22	Det	0	1	0	0	0	5.40	0	0	2.0	2	1	1	1	0	0	0	1	261	25	
9/25	Sea	0	0	0	0	0	4.80	0	0	1.2	1	0	0	0	1	0	0	1	255	25	
9/27	@KC	0	0	0	0	0	4.60	0	0	0.2	0	0	0	0	0	0	0	1	245	8	
9/28	@KC	0	0	0	0	0	4.32	0	0	1.0	0	0	0	0	0	0	0	0	232	15	
10/2	@CWS	0	0	0	0	0	4.15	0	0	0.2	1	0	0	0	0	0	0	1	237	13	
Sep/Oct		1	2	0	1	1	3.95	0	0	13.2	11	6	6	1	8	1	0	11	229	243	
Totals		1	3	0	1	1	4.15	0	0	17.1	14	8	8	2	11	1	0	14	237	306	

ROOKIE QUALIFICATIONS

A player shall be considered a rookie unless, during a previous season, he had (a) exceeded 130 at-bats or 50 innings pitched in the major leagues; or (b) accumulated more than 45 days on the active roster of a major league club, or clubs, during the period of 25-man limit (excluding time in military service and time on the disabled list).

PLAYERS DID NOT FINISH WITH TWINS





FERNANDO ABAD

HEIGHT/WEIGHT: 6-1/220
BATS/THROWS: L/L
BORN: 12/17/85 in La Romana, DR
AGE: 30
RESIDES: La Romana, DR



LHP



PERSONAL: Fernando Antonio Abad (pronounced uh-BAWD).

2016:

- Was invite to Twins spring training and had contract purchased April 2.
- Did not allow an earned run in each of his first 13 appearances (12.0 IP) April 4-May 2.
- Earned first win with Twins May 21 vs. Toronto, pitching 0.2 scoreless innings.
- Did not allow a hit to a left-handed batter in first 21 at-bats.
- Held opponents scoreless in 22 of first 23 appearances April 4-May 29.
- Earned first career save June 22 vs. Philadelphia with 1.1 scoreless inning.
- Traded to Boston August 1 in exchange for left-handed pitcher Pat Light.

2015: Made Oakland's Opening Day roster for second straight season...posted a 7.36 ERA (11.0 IP, 9 ER) in his first 20 games through May 19, a 0.83 ERA (21.2 IP, 2 ER) in next 23 games through August 9, and a 6.60 ERA (15.0 IP, 11 ER) in final 19 games...appeared in 60-plus games for the second consecutive season (62)...held opponents to a .167 (5-for-30) batting average with runners in scoring position and two outs...posted a 3.38 ERA (26.2 IP, 10 ER) in 33 home games and 5.14 ERA (21.0 IP, 12 ER) in 29 road games...held right-handed hitters to a .218 (17-for-78) batting average and left-handers to a .277 (28-for-101) batting average...allowed 11 home runs, third most among AL relievers...inherited 46 runners (13 scored), tied for fifth most in the AL...led Athletics in games (62) and was 10th among AL left-handed relievers.

2014: Spent entire season with Oakland...first time in career on a major league roster for a full season...began season with a career-high 14.1-inning scoreless streak...held opponents scoreless over first 14 appearances...started season with 33-game, 27.2-inning homerless streak before surrendering two home runs in the ninth inning June 16 against Texas...pitched 2.0 scoreless innings April 3 vs. Seattle, tying career-high as a reliever...allowed hits in back-to-back games April 18 vs. Houston and April 21 vs. Texas, his only hits allowed in first 16 games...dealt the loss May 27 vs. Detroit, extending his losing streak to 15 games dating back to April 9, 2011...the losing streak was second longest by a major league pitcher over the last 32 years (27, Anthony Young, May 6, 1992-July 24, 1993)...snapped the losing streak with a scoreless 10th inning June 6 vs. Baltimore...posted a 14.1-inning scoreless streak from July 27 to September 20, tying his career-high, set earlier in season...did not allow an earned run in 46 of final 50 appearances, starting May 18; posted a 1.12 ERA over that span and held opponents to a .197 batting average...retired the only batter he faced in the Wild Card game at Kansas City September 30, getting Alex Gordon to foul out with runners on first and third and one out in the 12th inning...set career-high in games (69)...ranked third among AL relievers in percentage of inherited runners scored (13.2%), fifth in ERA (1.57) and seventh in opponents slugging percentage (.253)...held right-handers to a .162 (17-for-105) batting average compared to .191 (17-for-89) against left-handers...struck out 35 of 100 lefties he faced (35.0%)...held first batters faced to a .175 batting average and .232 on-base percentage...24 first batter strikeouts tied for seventh in the AL...averaged the seventh fewest pitches-per-inning (14.3) in the AL.

2013: Began season at Triple-A Syracuse (Washington) and went 1-0, 1.06 ERA in 17 relief appearances...promoted to Washington May 21...began Nationals career with a 10-game scoreless streak (8.2 IP) May 25 to June 11...recorded a 1.46 ERA in 12 June games and a 1.86 ERA in 10 July games...posted a 1.83 ERA in 20 appearances pre-All-Star Break...allowed 6-of-15 (40.0%) inherited runners to score...pitched for Toros del Este in the Dominican Winter League following the season and went 0-1, 4.70 ERA in eight relief appearances.

2012: Made Houston's Opening Day roster for the second consecutive season...went 0-6 with a 6.45 ERA in six starts for the Astros and a 3.80 ERA in 31 relief appearances...pitched twice during his first stint before being optioned to Oklahoma City April 9...recalled April 27...placed on disabled list May 26, with a right intercostal strain.

2011: Made Houston's Opening Day roster for the first time...held first batters faced to a .208 batting average for Astros...recorded first major league win April 7 at Cincinnati, pitching 1.1 scoreless innings...optioned to Triple-A Oklahoma City May 17...returned June 16...placed on 15-day disabled list July 3, with left shoulder tendinitis...went 1-1 with a 2.25 ERA in four starts for Este in the Dominican Winter League.

2010: Made major league debut with Houston and posted a 2.84 ERA in 22 relief appearances over two stints with Astros...opponents hit .200, including .179 by left-handed hitters...first batters faced were 2-for-20 (.100) with two walks...made major league debut July 28 vs. Chicago-NL, tossing 1.0 scoreless inning with one hit and one walk...recorded first major league strikeout, fanning Mike (Giancarlo) Stanton August 20 at Florida...went 3-0 with a 2.38 ERA in 10 games, six starts, with Este in the Dominican Winter League.

2009: Began season at Single-A Lancaster (Houston)...led club in saves (6)...promoted to Double-A Corpus Christi August 27 and went 0-1 with a 3.21 ERA in three starts...named Lancaster's Pitcher of the Month in May, going 1-0, 1.06 ERA with one save in seven games.

2008: Spent entire season at Single-A Lexington (Houston)...led club in appearances (45)...named Lexington's Pitcher of the Month in May.

2007: Split season between Rookie Level Greeneville and Single-A Tri City (Houston), combining to go 6-4, 4.25 ERA in 19 games (4 starts).

2006: Went 5-2 with a 1.32 ERA in 15 games (11 starts) in his fourth and final year with Houston's Dominican Summer League entry.

2005: Pitched one game for the DSL Astros, logging a 3.00 ERA in a start.

2004: Posted a sub-2.00 ERA for the second consecutive year, going 4-1 with a 1.29 ERA in eight starts for the DSL Astros.

2003: Earned Dominican League All-Star honors in first professional season, finishing 6-2 with a 1.61 ERA in 14 starts.

PROFESSIONAL: Originally signed by Houston as undrafted free agent September 6, 2002; signed by scouts Julio Linares and Adriano Rodriguez.

ABAD'S PITCHING RECORD

YEAR	CLUB	W-L	ERA	G	GS	CG	SH	SV	IP	H	R	ER	HR	HB	BB	SO	WP	BK	BAA
2003	DSL Astros	6-2	1.61	14	14	0	0	0	78.1	55	24	14	0	4	7	87	3	0	.190
2004	DSL Astros	4-1	1.29	8	8	0	0	0	42.0	24	10	6	0	2	7	39	2	1	.155
2005	DSL Astros	0-0	3.00	1	1	0	0	0	3.0	4	2	1	0	0	0	2	0	0	.308
2006	DSL Astros	5-2	1.32	15	11	0	0	1	61.1	50	18	9	1	6	7	64	0	1	.221
2007	Greeneville	6-4	4.14	17	4	0	0	1	50.0	47	29	23	6	2	12	54	2	3	.246
	Tri-City	0-0	6.00	2	0	0	0	0	3.0	2	2	2	0	0	2	5	0	0	.182
2008	Lexington	2-7	3.30	45	0	0	0	3	76.1	78	31	28	9	4	13	94	1	2	.259
2009	Lancaster	4-6	4.14	41	0	0	0	6	82.2	78	42	38	8	5	8	79	3	0	.252
	Corpus Christi	0-1	3.21	3	3	0	0	0	14.0	12	7	5	1	0	3	13	1	0	.222
2010	Corpus Christi	4-3	2.50	14	4	0	0	0	39.2	48	16	11	3	0	6	33	2	1	.306
	Round Rock	0-0	1.42	5	0	0	0	0	6.1	5	1	1	1	0	2	9	0	0	.208
	HOUSTON	0-1	2.84	22	0	0	0	0	19.0	14	6	6	3	0	5	12	0	0	.200
2011	HOUSTON	1-4	7.32	29	0	0	0	0	19.2	28	18	16	5	1	9	15	0	0	.326
	GCL Astros	0-0	0.00	2	0	0	0	0	2.0	1	0	0	0	0	0	2	0	0	.143
	Oklahoma City	2-3	4.80	29	0	0	0	0	30.0	32	16	16	4	0	6	31	1	0	.271
2012	Oklahoma City	2-0	3.90	13	3	0	0	2	27.2	33	12	12	3	1	7	28	0	2	.303
	HOUSTON	0-6	5.09	37	6	0	0	0	46.0	57	27	26	6	3	19	38	4	0	.311
2013	Syracuse	1-0	1.06	17	0	0	0	0	17.0	17	2	2	0	0	2	12	0	0	.254
	WASHINGTON	0-3	3.35	39	0	0	0	0	37.2	42	14	14	3	1	10	32	0	0	.271
2014	OAKLAND	2-4	1.57	69	0	0	0	0	57.1	34	11	10	4	4	15	51	0	0	.175
2015	OAKLAND	2-2	4.15	62	0	0	0	0	47.2	45	23	22	11	1	19	45	4	0	.251
2016	MINNESOTA	1-4	2.65	39	0	0	0	1	34.0	27	11	10	2	0	14	29	0	1	.220
	BOSTON	0-2	6.39	18	0	0	0	0	12.2	13	9	9	2	1	8	12	1	0	.255
Minor League Totals		36-29	2.84	226	48	0	0	13	533.1	486	212	168	36	24	82	552	15	10	.239
National League Totals		1-14	4.56	127	6	0	0	0	122.1	141	65	62	17	5	43	97	4	0	.285
American League Totals		5-12	3.03	188	0	0	0	1	151.2	119	54	51	19	6	56	137	5	1	.218
Major League Totals		6-26	3.71	315	6	0	0	1	274.0	260	119	113	36	11	99	234	9	1	.250

ABAD'S CAREER FIELDING RECORD

POSITION	PCT	G	PO	A	E	TC	DP	PB
Pitcher	.950	315	7	31	2	40	1	—

ABAD'S CAREER BATTING RECORD

BATTING	AVG	AB	R	H	2B	3B	HR	RBI	SH	SF	HB	BB	SO	SB	CS	OBP
Career	.111	9	0	1	0	0	0	0	0	0	0	0	5	0	0	.111


ABAD'S WILD CARD GAME RECORD

YEAR	OPPONENT	W-L	ERA	G	GS	CG	SH	SV	IP	H	R	ER	HR	HB	BB	SO	WP	BK	BAA
2014	Kansas City	0-0	0.00	1	0	0	0	0	0.1	0	0	0	0	0	0	0	0	0	.000



OSWALDO ARCIA

HEIGHT/WEIGHT: 6-0/225
BATS/THROWS: L/R
BORN: 5/9/91 in Anaco, VZ
AGE: 25
RESIDES: Anaco, Anzoategui, VZ



@ARCIAOSWALDO

PERSONAL: Oswaldo Celestino Arcia (pronounced ARR-see-ya)...wife, Karla...daughter, Maria Fernanda (6/25/08), and son, Oswell Daniel (7/29/14)...signed as a 16-year-old from Venezuela in 2007...brother Orlando Arcia is infielder in Milwaukee's organization...mother was professional softball player in Venezuela.

2016:

- Made Twins Opening Day roster for third straight season.
- Designated for release or assignment June 16.
- Traded to Tampa Bay June 24, in exchange for cash.

2015: Made Twins Opening Day roster for second straight season and was Opening Day left fielder, batting seventh April 6 at Detroit...played in 19 games for the Twins, hitting .276 (16-for-58) with two home runs and eight RBI before being placed on 15-day disabled list May 4 with a right hip flexor strain...returned from rehab at Triple-A Rochester, reinstated from disabled list and officially optioned June 3...hit safely in season-high 11 straight games June 28-July 9, hitting .378 (17-for-45) with six home runs and 13 RBI in that span, including a single-game high four hits July 1 vs. Pawtucket...hit eight home runs for the Red Wings in a 13-game span July 1-16...named International League Player of the Week July 12, hitting .333 (8-for-24) and led the IL in home runs (4), RBI (10), extra-base hits (6) and total bases (22) in seven games...ranked third on the Red Wings in home runs (12), despite playing just 79 games.

2014: Made Twins Opening Day roster for first time in his career, playing rightfield and batting seventh in the opener March 31 at Chicago-AL...played four games before being placed on 15-day disabled list April 9 with a right wrist strain...returned from rehab assignment, reinstated from 15-day disabled list and optioned to Triple-A Rochester May 14...played in 22 games for the Red Wings, hitting .312 (24-for-77) with seven doubles, five home runs and 18 RBI...recalled from Rochester May 26...hit .378 (17-for-45) with four doubles, four home runs and 12 RBI in first 11 games following recall...recorded a career-high 10-game hit-streak (began pre-DL stint) April 3-June 2...hit first career grand slam June 5 vs. Milwaukee, only grand slam for Twins in 2014...missed game July 29 to stay in the Twin Cities for the birth of son, Oswell Daniel, born in the early morning hours that same day...hit a home run August 3 at Chicago-AL along with Chris Parmelee and Eric Fryer as part of a back-to-back-to-back effort, the first for the Twins since 2001...hit seven home runs in August, tied for fourth most in the AL; also had 23 RBI in the month, tied for sixth most in the AL...recorded first career two-homer game August 12 at Houston...homered in three straight games for the second time in career August 17-19 vs. Kansas City and Cleveland...hit 13 home runs with 35 RBI from August 3 through the end of the season; the 13 homers ranked third in the AL in that span and 35 RBI were tied for sixth most...hit .249 (60-for-241) with 31 extra-base hits (17 home runs) off right-handed pitching and .198 (26-for-131) with eight extra-base hits (3 home runs) off left-handed pitching...ranked second on the Twins in home runs (20) and fourth in RBI (57).

2013: Participated in Twins major league spring training and was optioned March 15...began the season with Triple-A Rochester, batting .414 (12-for-29) with two doubles, three home runs and eight RBI in nine games...recalled April 15 when Wilkin Ramirez was placed on Paternity List...made major league debut April 15 vs. Los Angeles-AL, batting seventh and playing leftfield; recorded first major league hit, singling off Joe Blanton in the second inning...optioned back to Rochester upon Ramirez's return...played one game and was recalled April 17 when the Twins placed Darin Mastroianni on the 15-day disabled list...hit first career home run April 23 vs. Miami (Game 1), a three-run shot in the fourth inning off Jose Fernandez...at 21 years, 11 months and 14 days, he became the youngest Twin since Joe Mauer on June 6, 2004 (21 years, 1 month and 18 days) to hit his first major league home run...hit second career home run April 26 vs. Texas, another three-run shot, in the ninth inning off Joe Nathan...celebrated his 22nd birthday May 9 at Boston, hitting a two-run homer and a triple, becoming the first Twin since Ron Coomer (August 19, 1995 at DET) to homer and triple in one game within his first 18 career games...hit .328 (21-for-64) with five doubles and 10 RBI in 18 June games...entered the All-Star break as the AL rookie leader in RBI (25), was tied for second in doubles (11), tied for third in home runs (6), fourth in hits (53), fifth in games (59) and batting average (.257), and seventh in runs scored (20)...optioned to Triple-A Rochester July 14...batted .375 (15-for-40) with four home runs and 13 RBI in his return to Rochester...recalled by Minnesota August 2...hit safely in season-high nine straight games August 7-15, including homering in three straight August 9-10 (doubleheader vs. Chicago-AL on 9th)...recorded six RBI September 22 at Oakland, tying a Twins rookie record, originally set by Tony Oliva in 1964; it was most for a Twin since Mauer had seven in July 2010...finished with 14 home runs, tying him with Tim Lincecum (1984) for 10th most for a rookie in Twins history and most since Marty Cordova had 24 in 1995...led American League rookies in home runs, second in slugging percentage (.430), tied for second in extra-base hits (33), third in RBI (43), fourth in total bases (151), tied for fourth in doubles (17), tied for sixth in multi-hit games (24), seventh in hits (88) and eighth in batting average (.251).

2012: Started the season with Single-A Ft. Myers, hitting .309 (64-for-207) in 55 games...named Twins minor league Player of the Month for May, batting .358 (39-for-109) with 10 doubles, one triple, four home runs, 18 RBI, six walks and 10 runs scored; second career Player of the Month honor...named Florida State League Player of the Week May 28-June 3, batting .571 (12-for-21) with three home runs and seven RBI in six games...selected to Florida State League All-Star Game; participated in the Home Run Derby...promoted to Double-A New Britain June 18...named Twins

minor league Player of the Week for the week ending July 20, batting .370 (10-for-27) with two doubles, three home runs, seven RBI and eight runs scored in eight games...named Eastern League Player of the Week August 6-12, batting .455 (10-for-22) with five doubles, two home runs, 11 RBI, four runs scored and six walks in seven games...named Eastern League Player of the Week for the second time August 27-September 3, batting .382 (13-for-34) with one double, two triples, two home runs, 10 RBI, eight runs scored and two walks in eight games...selected to All-Star Futures Game in Kansas City, going 1-for-2 with an RBI double for Team World...recorded three grand slams for New Britain: July 19 at Harrisburg, August 7 at Binghamton and August 26 at New Hampshire...batted .338 (114-for-337) against right-handed pitching, the second highest in the organization...recipient of the Sherry Robertson Award for the Twins minor league Player of the Year...hit .320 (150-for-469) with 36 doubles, eight triples, 17 home runs, 98 RBI, 76 runs scored and a .388 on-base percentage in 124 games at Ft. Myers and New Britain combined...recorded 40 multi-hit games between Single-A and Double-A...led Twins minor leaguers in hits (150) and total bases (253), was second in doubles (36) and RBI (98), fourth in runs scored (76), triples (8) and batting average (.320); fifth in home runs (17), and sixth in walks (51)...ranked sixth best prospect in the Eastern League and seventh best prospect in the Florida State League by *Baseball America* following the 2012 season...named to the *Baseball America* minor league All-Star Second Team...named a Double-A All-Star outfielder by Topps and Minor League Baseball, and an outfielder on MiLB.com Twins organizational All-Star team...ranked third best prospect in the Twins organization by *Baseball America* entering the 2013 season.

2011: Began season with Single-A Beloit and hit .352 (25-for-71) in 20 games for the Snappers...named Midwest Player of the Week, batting .480 (12-for-25) with four home runs, eight RBI and nine runs scored in six games April 25-May 1...placed on disabled list with right UCL strain May 1...went on rehab assignment with GCL Twins and was reinstated June 26...transferred to Single-A Ft. Myers June 26 and recorded four hits and three RBI (5 at-bats) in his ninth game with the Miracle...hit second professional grand slam August 8 at Palm Beach...played two games for Tigres de Aragua in the Venezuelan Winter League...added to the Twins 40-man roster in November...ranked fifth best prospect in the Twins organization by *Baseball America* entering the 2012 season.

2010: Spent season with Rookie Elizabethton...homered in each of his first three games...named the Appalachian League Player of the Week June 21 and July 12...named Twins minor league Player of the Week for the week ending July 23, batting .375 (12-for-32) with five doubles, two home runs, six RBI, nine runs scored and three walks in eight games...named Twins minor league Player of the Month for July, batting .376 (47-for-125) with 13 doubles, eight home runs, 25 RBI, 24 runs scored and eight walks in 30 games...batted .330 (29-for-88) against left-handed pitching and .398 (68-for-171) against right-handers...led team in batting average (.375), slugging percentage (.672), doubles (21), home runs (14) and RBI (57)...had 30 multi-hit games...led Appalachian League in batting average, RBI, hits (97), on-base percentage (.424), slugging percentage, extra-base hits (97), was second in home runs and triples (7), and third in doubles and runs scored (47)...named *Baseball America* Rookie All-Star, Rookie Player of the Year and third ranked prospect in Appalachian League...ranked ninth best prospect in the Twins organization by *Baseball America*...named to Topps' Short-Season/Rookie All-Star team...named to MiLB.com's 2010 Twins organizational All-Star team.

2009: Led GCL Twins in games (44), hits (46), doubles (11) and slugging percentage (.455) and was second in at-bats (167), runs (20), RBI (24) and stolen bases (8)...played three games with Tigres de Aragua of the Venezuelan Winter League...ranked 18th best prospect in Twins organization by *Baseball America* entering 2010 season.

2008: Spent first professional season with DSL Twins...hit first professional home run July 15 at DSL Cubs...hit first professional grand slam July 31 vs. DSL White Sox...split time defensively between leftfield and centerfield...tied for team lead in RBI (36).

PROFESSIONAL: Signed by Twins as undrafted free agent July 4, 2007; signed by scout Jose Leon.

ARCIA'S PLAYING RECORD

YEAR	CLUB	AVG	G	AB	R	H	2B	3B	HR	RBI	SH	SF	HBP	BB	SO	SB	CS	E	OBP
2008	DSL Twins	.293	61	229	38	67	12	4	4	36	0	1	2	16	27	8	7	3	.343
2009	GCL Twins	.275	44	167	20	46	11	2	5	24	0	3	2	15	18	8	0	0	.337
2010	Elizabethton	.375	64	259	47	97	21	7	14	51	0	1	4	19	67	4	4	0	.424
2011	GCL Twins	.500	2	8	1	4	1	1	0	1	0	0	0	0	1	0	0	0	.500
	Beloit	.352	20	71	18	25	8	1	5	18	0	1	0	9	16	2	2	0	.420
	Ft. Myers	.263	59	213	27	56	14	2	8	32	0	2	3	9	53	1	1	3	.300
2012	Ft. Myers	.309	55	207	22	64	16	3	7	31	1	3	1	23	45	1	3	2	.376
	New Britain	.328	69	262	54	86	20	5	10	67	0	4	5	28	62	3	2	5	.398
2013	Rochester	.313	38	128	25	40	6	0	10	30	0	1	4	22	37	2	1	0	.426
	MINNESOTA	.251	97	351	34	88	17	2	14	43	0	0	4	23	117	1	2	2	.304
2014	Rochester	.312	22	77	16	24	7	0	5	18	0	1	2	5	17	1	0	0	.365
	MINNESOTA	.231	103	372	46	86	16	3	20	57	0	1	6	31	127	1	2	5	.300
2015	Rochester	.199	79	282	31	56	13	0	12	41	0	5	6	18	82	0	1	5	.257
	MINNESOTA	.276	19	58	6	16	0	0	2	8	0	1	2	4	15	0	0	1	.338
2016	MINNESOTA	.214	32	103	8	22	4	0	4	12	0	0	1	10	46	0	0	2	.289
	TAMPA BAY	.259	21	54	7	14	2	1	2	7	0	1	0	6	19	1	1	0	.328
	Charlotte	.286	9	28	6	8	0	1	3	7	0	0	0	2	7	0	0	0	.333
	MIAMI	.000	2	2	0	0	0	0	0	0	0	0	0	0	1	0	0	0	.000
	SAN DIEGO	.116	14	43	2	5	1	0	2	4	0	0	0	2	14	0	0	0	.156
	Minor League Totals	.297	522	1931	305	573	129	26	83	356	1	22	29	166	432	30	21	18	.358
	National League Totals	.111	16	45	2	5	1	0	2	4	0	0	0	2	15	0	0	0	.149
	American League Totals	.241	272	938	101	226	39	6	42	127	0	3	13	74	324	3	5	10	.304
	Major League Totals	.235	288	983	103	231	40	6	44	131	0	3	13	76	339	3	5	10	.298

ARCIA'S CAREER FIELDING RECORD

POSITION	PCT	G	PO	A	E	TC	DP	PB
Outfield	.981	258	500	16	10	526	2	—



CASEY FIEN

HEIGHT/WEIGHT: 6-2/212
BATS/THROWS: R/R
BORN: 10/21/83 in Santa Rosa, CA
AGE: 32
RESIDES: Temecula, CA



RHP



PERSONAL: Casey Michael Fien (pronounced FEEN)...wife, JoAnn...daughter, Jordan Avery (10/23/13)...2002 graduate of John F. Kennedy High School in La Palma, CA...attended William Penn University in Oskaloosa, IA, where he went 6-3, 2.48 ERA in 2003; Golden West College in Huntington Beach, CA, where he went 3-2, 2.93 ERA in 2004; and Cal Poly, San Luis Obispo from 2005-06...along with a childhood friend, created a social media polling app called QVO (stands for Question/Vote) in 2012, with the purpose to collect instant polling data via four forms of social media: Twitter, Facebook, email and texting...is involved with Cheerful Givers, an association that supports helping children in need, providing gifts to disadvantaged children...participated in 2016 Twins Winter Caravan.

2016:

- Made Twins Opening Day roster for fourth straight season.
- Appeared in 14 games for the Twins, posting a 7.90 ERA (13.2 IP, 12 ER).
- Claimed off waivers by Los Angeles-NL May 7.

2015: Made Twins Opening Day roster for third straight season...made nine appearances before being placed on 15-day disabled list April 30, with a right shoulder strain...pitched in three games on rehab assignment with Triple-A Rochester May 23-27 and was reinstated from disabled list May 29...did not walk a batter in first 15 games (14.1 IP) April 9-June 5...matched his 15-game streak without issuing a walk again (13.1 IP) July 18-August 16...four of his eight walks on the season came in his first 50 games (through September 1)...16 of first 18 appearances were scoreless April 9-June 20, posting a 2.21 ERA (20.1 IP, 5 ER) in that span...posted a 0.96 ERA (18.2 IP, 2 ER) in 17 August games, leading baseball in games during the month and third in ERA...appeared in 60th game September 25 at Detroit, giving him three straight seasons of 60-plus appearances...finished with 63.1 innings pitched, tying single-season career-high (2014)...ranked second among all relievers in baseball in fewest walks-per-9.0 IP (1.14) and second in walks (8) among relievers with a minimum of 50.0 innings pitched; the eight walks also tied John Candelaria's 1990 total for fewest in club history and the 1.14 BB-per-9.0 IP ratio set a club record for a reliever...held right-handed hitters to a .227 (32-for-141) batting average and left-handers to a .282 (29-for-103) average...ranked second on the club in games (62) and holds (18).

2014: Made Twins Opening Day roster for second time in career...20 of first 22 appearances were scoreless March 31-May 27, posting a 1.71 ERA (21.0 IP, 4 ER) in that span...earned three wins in a four-game span April 13-23, including wins in consecutive appearances April 13 vs. Kansas City and 17 vs. Toronto...it extended his career-high win-streak to seven, dating back to July 19, 2013...recorded a hold in six straight appearances May 9-21...posted a 1.38 ERA (13.0 IP, 2 ER) in 14 May appearances...went 26 straight games (25.0 IP) without allowing a home run, until allowing a homer to George Springer June 8 vs. Houston...earned first career save June 11 at Toronto, tossing 1.1 scoreless innings, his 148th career game...recorded 15 holds pre-All-Star break, tied for third most in the AL and tied ninth most in baseball...tied single-season career-high with 73rd, and final, appearance September 23 vs. Arizona...set career-highs in innings pitched (63.1) and wins (5, tied)...walked just 10 batters on the season, tied for sixth fewest in baseball among all relievers (minimum of 50.0 IP)...posted a walks-per-9.0 innings ratio of 1.42, seventh best in the AL among relievers...never walked more than one batter in an outing...finished third in the AL in holds (26) and eighth in baseball...tied for fifth in the AL in games.

2013: Made an Opening Day roster for the first time in career...went 25 consecutive right-handed batters faced without allowing a hit May 23-June 23...walked just one batter in a 28-game span (26.2 IP) May 28-August 3, including 20 straight games (18.2 IP) without issuing a walk May 28-July 13...posted a 0.87 ERA (10.1 IP, 1 ER) in 11 June appearances and a 0.75 ERA (12.0 IP, 1 ER) in 13 July appearances...set a single-game career-high with four strikeouts (2.0 IP) June 23 at Cleveland and again July 26 at Seattle...allowed just two runs in a 30-game span (28.1 IP) May 28-August 9, posting a 0.64 ERA and an opponents batting average of .160 (15-for-94) with two walks allowed in that span...made career-high 73 appearances, tied for seventh most in the AL...held right-handed hitters to a .213 (29-for-136) batting average with six extra-base hits, while lefties hit .242 (22-for-91) with eight extra-base hits...led Twins relievers in wins with five.

2012: Signed by Twins as minor league free agent January 3...was an invite to Twins spring training and reassigned to minor league camp April 1, reporting to Triple-A Rochester...recorded a save in first appearance for Red Wings, tossing 1.0 scoreless inning April 5 at Syracuse...went 2-5, 4.30 ERA (46.0 IP, 22 ER) with opponents batting .228, and recorded nine saves in 12 opportunities in 33 games for Red Wings before having contract selected by Twins July 5 when Nick Blackburn was optioned...made Twins debut with 1.0 scoreless inning of relief with one hit allowed July 8 at Texas, his first major league appearance since July 20, 2010 vs. Texas (with Detroit)...earned first major league win, tossing 2.0 scoreless innings July 20 at Kansas City...ranked seventh in AL in ERA (2.12) after the All-Star break and 10th in opponent batting average (.194)...28 of 35 appearances were scoreless...allowed just one run five times and two runs two times.

2011: Was an invite to Houston's spring training...started season with Triple-A Oklahoma...appeared in nine games before being placed on 7-day disabled list with right elbow strain April 30...went on rehab assignment with GCL Astros June 25, reinstated June 30...pitched in 12 games for Red Hawks and was released by Houston August 2.

2010: Opened season in major league camp with Detroit before being claimed off waivers by Boston March 1 and then Toronto March 4...released by Blue Jays March 17...returned to Tigers organization as minor league free agent March 19...began regular season with Triple-A Toledo...had contract selected by the Tigers June 29 and played one game before being optioned back to Toledo July 3...joined Tigers for second time July 20...designated for assignment by the Tigers July 25 before being outrighted to Toledo July 28...signed a minor league contract with Houston November 12.

2009: Began season at Triple-A Toledo (Detroit)...had contract purchased by Tigers July 25 and made major league debut July 26 vs. Chicago-AL, striking out two batters in 2.1 scoreless innings of relief...optioned to Toledo August 4...recalled by Tigers for remainder of season September 1...finished season second among all International League relievers with 10.24 strikeouts-per-9.0 innings pitched, third with a 1.86 walks-per-9.0 innings and fourth with 10.55 baserunners-per-9.0-innings...named 27th best prospect in Tigers organization by *Baseball America*...appeared in five games for Ponce in Puerto Rican Winter League following the season, going 1-0, 1.59 ERA (5.2 IP, 1 ER) with five strikeouts.

2008: Started season at Double-A Erie (Detroit)...converted 11 straight save opportunities for Sea Wolves May 27-July 20...named to Eastern League's Midseason All-Star team...promoted to Triple-A Toledo July 28...transferred back to Double-A Erie August 28, but did not appear in a game before returning to Triple-A Toledo August 30...named 11th best prospect in Tigers organization by *Baseball America* following the season...played for Mesa in Arizona Fall League, going 2-0, 1.84 ERA (14.2 IP, 3 ER) with two saves and 15 strikeouts in 12 appearances.

2007: Spent season with Single-A West Michigan (Detroit)...appeared in four games during Midwest League playoffs, recording three saves and 13 strikeouts in 7.2 scoreless innings...led all Midwest League relievers with 11.36 strikeouts-per-9.0 innings pitched.

2006: Made professional debut with Single-A Oneonta (Detroit)...had eight straight scoreless outings July 4-26, tossing 17.0 scoreless innings.

PROFESSIONAL: Selected by Detroit in 20th round of 2006 First-Year Player Draft; signed by scout Tim McWilliam.

FIEN'S PITCHING RECORD

YEAR	CLUB	W-L	ERA	G	GS	CG	SH	SV	IP	H	R	ER	HR	HB	BB	SO	WP	BK	BAA
2006	Oneonta	1-1	2.74	20	0	0	0	1	42.2	39	17	13	1	0	8	37	2	0	.248
2007	West Michigan	6-1	3.10	39	0	0	0	6	61.0	55	28	21	4	3	10	77	2	0	.233
2008	Erie	3-3	2.96	40	0	0	0	12	45.2	38	16	15	5	0	12	42	1	0	.226
	Toledo	2-0	2.40	12	0	0	0	1	15.0	14	4	4	2	1	4	17	1	0	.246
2009	Toledo	2-1	3.41	42	0	0	0	14	58.0	51	23	22	5	2	15	66	2	1	.237
	DETROIT	0-1	7.94	9	0	0	0	0	11.1	13	11	10	2	0	6	9	0	0	.289
2010	DETROIT	0-0	10.12	2	0	0	0	0	2.2	4	3	3	2	0	0	0	0	0	.364
	Toledo	3-3	2.60	44	0	0	0	8	62.1	54	21	18	8	1	13	44	0	0	.235
2011	GCL Astros	1-0	0.00	2	0	0	0	0	2.0	1	0	0	0	0	0	3	0	0	.143
	Oklahoma City	2-2	4.81	21	0	0	0	3	24.1	28	15	13	7	0	8	24	0	0	.289
2012	Rochester	2-5	4.30	33	0	0	0	9	46.0	39	23	22	5	0	14	42	1	0	.228
	MINNESOTA	2-1	2.06	35	0	0	0	0	35.0	25	9	8	3	1	9	32	0	0	.195
2013	MINNESOTA	5-2	3.92	73	0	0	0	0	62.0	51	28	27	9	0	12	73	2	0	.225
2014	MINNESOTA	5-6	3.98	73	0	0	0	1	63.1	64	29	28	7	0	10	51	2	0	.262
2015	Rochester	0-0	0.00	3	1	0	0	0	3.0	0	0	0	0	0	1	3	0	0	.000
	MINNESOTA	4-6	3.55	62	0	0	0	0	63.1	61	26	25	6	0	8	41	0	0	.250
2016	MINNESOTA	1-0	7.90	14	0	0	0	0	13.2	21	12	12	5	0	3	12	1	0	.350
	Oklahoma City	1-0	4.35	8	0	0	0	1	10.1	11	5	5	1	0	2	13	1	0	.275
	AZL Dodgers	0-0	0.00	2	2	0	0	0	3.0	1	0	0	0	0	0	4	0	0	.111
	Rancho Cucamonga	0-0	4.50	2	0	0	0	0	2.0	4	1	1	0	0	0	3	0	0	.400
	LOS ANGELES-NL	0-1	4.21	25	0	0	0	0	25.2	24	12	12	8	0	7	23	0	0	.245
	Minor League Totals	23-16	3.21	268	3	0	0	55	375.1	335	153	134	38	7	87	375	10	1	.238
	National League Totals	0-1	4.21	25	0	0	0	0	25.2	24	12	12	8	0	7	23	0	0	.245
	American League Totals	17-16	4.05	268	0	0	0	1	251.1	239	118	113	34	1	48	218	5	0	.249
	Major League Totals	17-17	4.06	293	0	0	0	1	277.0	263	130	125	42	1	55	241	5	0	.249

FIEN'S CAREER FIELDING RECORD

POSITION	PCT	G	PO	A	E	TC	DP	PB
Pitcher	1.000	268	16	25	0	41	1	—



J.R. GRAHAM

HEIGHT/WEIGHT: 5-11/175
BATS/THROWS: R/R
BORN: 1/14/90 in Livermore, CA
AGE: 26
RESIDES: Livermore, CA



RHP



PERSONAL: Johnathan Ryan Graham...2008 graduate of Livermore (CA) High School...attended Santa Clara University (CA) for three years from 2009-11, where he went 4-9, 4.83 ERA (123.0 IP, 66 ER) with 32 walks and 101 strikeouts in 65 games (5 starts)...was the highest player drafted from Santa Clara University (4th Round, 146th overall) since Randy Winn was selected by the Florida Marlins in 1995 (3rd round, 65th overall)... in 2011, his 0.68 walks-per-9.0 innings ranked him fourth nationally.

2016:

- Optioned from Twins spring training to Triple-A Rochester March 23.
- Went 0-2, 10.80 ERA (8.1 IP, 10 ER) with three saves for the Red Wings.
- Recalled by Minnesota May 4 and appeared in one game.
- Designated for release or assignment May 6.
- Traded to New York-AL for cash May 14.

2015: Made Twins Opening Day roster, the first of career...made major league debut April 6 at Detroit, tossing 2.0 scoreless inning of relief with two hits allowed and one walk...recorded first career strikeout April 11 at Chicago-AL, fanning Alexei Ramirez...made first career start June 6 vs. Milwaukee (filling rotation spot from postponement), allowing one run on six hits in 4.0 innings pitched...earned first major league win August 25 at Tampa Bay, allowing one run in 0.2 inning of relief...placed on 15-day disabled list August 26 with right shoulder inflammation; reinstated September 11...tied for eighth among AL rookies in games (34) at time of injury...ranked sixth among AL rookie relievers in innings pitched (59.2) and eighth in baseball...ranked seventh among AL rookie relievers in strikeouts (50).

2014: Spent second straight season with Double-A Mississippi (Atlanta)...posted a 1.86 ERA (19.1 IP, 4 ER) in five April appearances...allowed just two home runs all season, both coming in same game June 2 at Montgomery...named Southern League Midseason All-Star...placed on 7-day disabled list June 27 with right triceps tendinitis; reinstated July 19...made first 19 appearances as starter and final eight as reliever...went 1-5, 5.26 ERA (63.1 IP, 37 ER) in 19 starts and 0-0, 7.88 ERA (8.0 IP, 7 ER) in eight relief appearances...selected by the Twins in the major league phase of the Rule 5 Draft December 11...named 20th best prospect in Twins system by *Baseball America* entering 2015.

2013: Spent entire season with Double-A Mississippi (Atlanta)...set season-high seven strikeouts April 16 vs. Jackson...tossed 7.0 scoreless innings, allowing just four hits April 21 at Mobile, earning his only win of the season...placed on 7-day disabled list with a right shoulder strain May 14 and was shutdown for remainder of the season...named third best prospect in Braves system by *Baseball America*, entering 2014.

2012: Started season with Single-A Lynchburg (Atlanta)...pitched a career-high 8.0 innings May 6 vs. Myrtle Beach, allowing just one run on six hits...went 8-1, 2.53 ERA (81.2 IP, 23 ER) in 13 games pre-All-Star break and was named Carolina League Midseason All-Star...named Southern League Pitcher of the Week August 20-26, going 2-0, allowing no runs on four hits in 12.0 innings...held right-handed hitters to a .197 (63-for-320) average, while left-handers hit .273 (60-for-220)...his 12 wins tied for second most among Braves minor leaguers...combined to go 12-2, 2.80 ERA (148.0 IP, 46 ER) with 110 strikeouts and 34 walks in 26 starts between both levels...named Braves minor league Pitcher of the Year...named second best prospect in Braves system by *Baseball America* entering the 2013 season.

2011: Spent first professional season with Rookie Danville (Atlanta)...led the Appalachian League in ERA (1.72) and was best in Braves system...named Braves organization Pitcher of the Year...named to *Baseball America* Rookie All-Star team...named 13th best prospect in the Braves organization according to *Baseball America* entering 2012.

PROFESSIONAL: Selected by Atlanta in fourth round of 2011 First-Year Player Draft; signed by scout Tim Moore...originally drafted by Oakland in 46th round of 2008 First-Year Player Draft, but did not sign.

GRAHAM'S PITCHING RECORD

YEAR	CLUB	W-L	ERA	G	GS	CG	SH	SV	IP	H	R	ER	HR	HB	BB	SO	WP	BK	BAA
2011	Danville	5-2	1.72	13	8	0	0	0	57.2	52	15	11	0	1	13	52	4	1	.245
2012	Lynchburg	9-1	2.63	17	17	1	0	0	102.2	88	34	30	6	2	17	68	2	0	.236
	Mississippi	3-1	3.18	9	9	0	0	0	45.1	35	17	16	2	2	17	42	2	0	.210
2013	Mississippi	1-3	4.04	8	8	0	0	0	35.2	39	16	16	0	0	10	28	1	0	.283
2014	Mississippi	1-5	5.55	27	19	0	0	0	71.1	79	47	44	2	6	26	50	1	0	.289
2015	MINNESOTA	1-1	4.95	39	1	0	0	0	63.2	73	41	35	10	4	21	53	5	1	.287
2016	MINNESOTA	0-0	10.80	1	0	0	0	0	1.2	3	2	2	0	0	1	2	0	0	.375
	Rochester	0-2	10.80	8	0	0	0	3	8.1	11	10	10	1	0	7	7	2	1	.324
	Trenton	2-1	1.82	17	0	0	0	5	29.2	26	7	6	1	1	9	33	2	2	.234
	Staten Island	0-0	0.00	2	1	0	0	0	3.0	0	0	0	0	0	0	3	0	0	.000
	Scranton/WB	2-0	0.00	2	0	0	0	0	3.0	3	0	0	0	0	0	4	1	0	.273
Minor League Totals		23-15	3.36	103	62	1	0	8	356.2	333	146	133	12	12	99	287	15	4	.251
Major League Totals		1-1	5.10	40	1	0	0	0	65.1	76	43	37	10	4	22	55	5	1	.290

GRAHAM'S CAREER FIELDING RECORD

POSITION	PCT	G	PO	A	E	TC	DP	PB
Pitcher	1.000	40	6	11	0	17	0	—

LAST TRADE WITH...

AMERICAN LEAGUE

TRADES	TEAM	LAST TRADE	OBTAINED	TRADED
6	Baltimore	12/9/10	Jim Hoey, Brett Jacobson	J.J. Hardy, Brendan Harris, cash
13	Boston	8/1/16	Pat Light	Fernando Abad
7	Chicago	7/28/12	Eduardo Escobar, Pedro Hernandez	Francisco Liriano
15	Cleveland	8/25/11	Cash	Jim Thome
10	Detroit	8/15/11	Cole Nelson, Lester Oliveros	Delmon Young
4	Houston	8/3/99	Josh Dimmick	George Williams
4	Kansas City	8/11/14	Jason Adam	Josh Willingham
11	Los Angeles	8/1/16	Hector Santiago, Alan Busenitz	Ricky Nolasco, Alex Meyer
12	New York	5/14/16	PTBNL or cash	J.R. Graham
6	Oakland	7/31/14	Tommy Milone	Sam Fuld
7	Seattle	7/24/14	Stephen Pryor	Kendrys Morales
3	Tampa Bay	6/24/16	PTBNL or cash	Oswaldo Arcia
5	Texas	8/25/08	Eddie Guardado	Mark Hamburger
4	Toronto	7/16/03	Shannon Stewart	Bobby Kielty
3	Washington	3/21/70	Brant Aleya	Joe Grzenda, Charley Walters

NATIONAL LEAGUE

TRADES	TEAM	LAST TRADE	OBTAINED	TRADED
2	Arizona	8/28/09	Jon Rauch	PTBNL (Kevin Mulvey) and cash
3	Atlanta	12/18/13	Sean Gilmartin	Ryan Doumit
10	Chicago	11/21/07	Craig Monroe	PTBNL (Doug Deeds)
9	Cincinnati	7/31/06	Zach Ward	Kyle Lohse
6	Colorado	12/6/11	PTBNL (Daniel Turpen)	Kevin Slowey
2	Florida/Miami	12/2/05	Luis Castillo	Travis Bowyer, Scott Tyler
10	Los Angeles	8/9/14	PTBNL	Kevin Correia
9	Milwaukee	8/21/15	Neal Cotts	PTBNL
9	New York	2/2/08	Carlos Gomez, Phil Humber, Kevin Mulvey, Deolis Guerra	Johan Santana
9	Philadelphia	12/6/12	Vance Worley, Trevor May	Ben Revere
6	Pittsburgh	3/25/14	Cash	Vance Worley
5	St. Louis	4/22/88	Tom Herr	Tom Brunansky
5	San Diego	9/9/03	Alex Garcia	Todd Sears
7	San Francisco	7/28/16	Adalberto Mejia	Eduardo Nunez
9	Wash./ Montreal	11/29/12	Alex Meyer	Denard Span



KEVIN JEPSEN

HEIGHT/WEIGHT: 6-3/235
BATS/THROWS: R/R
BORN: 7/26/84 in Anaheim, CA
AGE: 32
RESIDES: Phoenix, AZ



RHP



PERSONAL: Kevin Martin Jepsen...wife, Andrea (Foisy)...grew up in Reno, Nevada...attended Bishop Manogue High School...as a senior at Bishop Manogue High School was named 2002 Gatorade State Player of the Year...went 9-1 with one save and a 0.84 ERA for the Class 3A state champs...struck out 116 and walked 18 in 58.2 IP...at the 2008 Olympics in Beijing, he closed out the USA's 8-4 win over Japan in the bronze medal-winning game...pitched in four Olympic games with one save, a 0.00 ERA (5.2 IP) and five strikeouts.

2016:

- Began season with Minnesota.
- Made 400th career appearance April 26 vs. Cleveland.
- Went 7-for-11 in save opportunities for the Twins.
- Designated for release or assignment July 3; released July 11.
- Signed by Tampa Bay July 15.

2015: Began season with Tampa Bay after being acquired via trade with Los Angeles-AL December 16, in exchange for outfielder Matt Joyce...posted a 0.96 ERA (9.1 IP, 1 ER) with one walk, seven strikeouts and one save in nine April games for the Rays...recorded 20 holds pre-All-Star Break, tied for second-most in baseball...acquired by Minnesota via trade July 31, in exchange for right-handed pitchers Chih-Wei Hu and Alexis Tapia...earned first save as Twin August 21 at Baltimore while Glen Perkins missed time with neck injury and back spasms...became primary closer with Perkins moving to seventh/eighth inning role and went 10-for-11 in save opportunities from August 21-end of season...posted 16 consecutive scoreless outings (15.1 IP) August 4-September 2, holding opponents to a .132 batting average with three walks in that span...the streak marked the third longest of his career...appeared in 70th game September 19 vs. Los Angeles-AL, marking the second time in his career to reach 70 appearances (74 in 2014)...recorded 15th save October 1 at Cleveland, becoming the fifth pitcher since 1999 to record 15-plus saves and 20-plus holds in a single season, joining Derek Lowe (1999), Tim Lincecum (2004), Carlos Marmol (2009) and Mark Melancon (2013)...appeared in 74th game October 1 at Cleveland, tying single-season career-high; appeared in 75th October 2 vs. Kansas City setting career-high...posted a 1.27 ERA (35.1 IP, 5 ER) from July 7 through the end of the season, including a .167 opponents batting average and one home run (Jed Lowrie - September 5 at Houston)...ranked fourth among AL relievers in ERA from that date through season's end...led the AL in games (75) and was sixth in holds (24)...pitched 29 games for Minnesota and 46 for Tampa Bay.

2014: Finished his seventh season with the Angels and established career highs in appearances (74), innings pitched (65.0) and strikeouts (75)...his 2.63 ERA and 1.05 WHIP were the lowest of his career...of the 19 runs he allowed, 16 came against Texas and Seattle...worked to a 0.54 ERA (50 IP, 3 ER) against the rest of the league...his 74 appearances were fourth in the AL and his 65 scoreless appearances were third in the majors behind Pittsburgh's Tony Watson (68) and teammate Joe Smith (67)...Smith and Jepsen both surpassed the previous club record of 63 by Francisco Rodriguez in 2008...only three pitchers in AL history have had more appearances in a season and not earned a win: Mike Meyers (88 in 1997 with DET), Bob Wells (76 in 2000 with MIN) and Heathcliff Slocumb (76 in 1997 with BOS/SEA)...final regular season appearance with the Angels was his 315th, moving him past Mike Witt and into fifth place on the team's all-time list...also finished with 245 scoreless appearances, fourth in Angels history...tied the franchise record with 45 appearances pre-ASG...limited opponents to a career-best .192 (45-for-234) average...righties hit .167 against him, ninth best among AL relievers...opponents were 3-for-41 (.073) off him in July...allowed one run in June and July combined (27.2 IP), a home run by Texas' Shin-Soo Choo on June 21...after allowing a career-high five runs in a 10-3 loss to Seattle on Opening Day, he pitched to a 1.96 ERA (64.1 IP, 14 ER) through the end of the regular season, including two separate career-high scoreless streaks each spanning 19 appearances...did not allow a run in 13 regular-season appearances (16.0 IP) vs. the AL's four other postseason clubs: Baltimore, Oakland, Detroit and Kansas City...had a string of 11 consecutive hitless appearances May 7-June 5, longest stretch in the majors in 2014 and second longest in club history behind a 13-game stretch in 2012 by Ernesto Frieri...went 53 appearances without a decision to start the season, longest such streak in Angels history...in postseason, was the only Angel to pitch in all three games of the ALDS vs. Kansas City...took the loss in Game 2 when he allowed three runs in the 11th inning as the Angels lost, 4-1.

2013: Missed a total of 74 games due to two trips to the DL...was out April 13-May 25 with a right shoulder strain, and his season ended on August 24 when he underwent an appendectomy...was the primary set-up man for Angels closer Ernesto Frieri.

2012: Began the season with the Angels but was optioned to Triple-A Salt Lake on May 3 when the Angels acquired Ernesto Frieri from San Diego...returned July 5 and remained with the Angels the rest of the season...following his recall was 3-1, 1.67 ERA (37.2 IP, 7 ER) in 40 appearances.

2011: Spent two separate stints with Angels before his season was cut short due to a knee injury...made his third consecutive Opening Day roster...pitched in five of the first eight games but was optioned to Triple-A Salt Lake on April 10 with an 0-1 record and 6.75 ERA (4.0 IP, 3 ER)...recalled May 11 and made 11 appearances in his second stint, going 1-1, 8.00 ERA (9.0 IP, 8 ER)...optioned to Triple-A June 11...while at Salt Lake, suffered a right knee sprain and was placed on the DL July 16...underwent arthroscopic surgery to evaluate his right knee August 31, effectively ending his season.

2010: Spent his first full season in the majors and finished second on the staff with 68 appearances behind Fernando Rodney (72)...served as primary set-up man for closers Rodney and Brian Fuentes...14 of final 15 outings were scoreless (0.64 ERA) to drop his ERA from 5.04 to 3.97.

2009: Made his first career Opening Day roster...finished fifth among AL rookies with 54 appearances, tied for second with six relief wins, and ranked third with 17 holds...recorded first career win on June 17 at SF...made five postseason appearances in the ALDS and ALCS...appeared in three games during ALCS vs. New York-AL...was the winning pitcher in Game 5 after getting one out to close the seventh inning.

2008: Began the season at Double-A Arkansas (Los Angeles-AL) going 2-1 with 11 saves and a 1.42 ERA (31.2 IP, 5 ER) in 25 games...promoted to Triple-A Salt Lake after being named to the Texas League All-Star team and went 1-3, 2.35 ERA (23.0 IP, 6 ER) in 15 games...had contract selected from Triple-A Salt Lake September 7 and made major league debut the next day vs. New York-AL...worked 1.0 inning and retired the side in order on nine pitches while facing Derek Jeter, Bobby Abreu and Alex Rodriguez...made his second appearance two days later and again worked 1.0 inning vs. the same Yankee hitters, retiring all three, including Rodriguez via strikeout, his first big league strikeout...made the Angels postseason roster but did not appear in the ALDS vs. Boston.

2007: Spent entire season with Single-A Rancho Cucamonga (Los Angeles-AL)...posted a 4.19 ERA with three saves in 44 appearances...threw 14.0 consecutive scoreless innings from June 9 to July 6...had 50 strikeouts in 53.2 innings pitched.

2006: Spent entire season with Single-A Rancho Cucamonga (Los Angeles-AL)...was first season as a reliever...went 4-4 with 16 saves and a 3.58 ERA in 47 appearances...gave up one earned run in first seven outings.

2005: Began season with Rookie Level Arizona (Los Angeles-AL)...made seven starts...transferred to Single-A Rancho Cucamonga and made four starts there.

2004: Spent season with Single-A Cedar Rapids (Los Angeles-AL)...finished the season 6-3 with a 2.65 ERA in 10 starts.

2003: Spent first full season with Single-A Cedar Rapids (Los Angeles-AL).

2002: Made professional debut with Rookie Level Arizona (Los Angeles-AL)...made five starts and three relief appearances.

PROFESSIONAL: Selected by Los Angeles-AL in second round of 2002 First-Year Player Draft; signed by Angels scout Todd Blyleven, the son of Hall of Famer Bert Blyleven.

JEPSEN'S CAREER FIELDING RECORD

POSITION	PCT	G	PO	A	E	TC	DP	PB
Pitcher	.941	422	21	43	4	68	3	—

JEPSEN'S DIVISION SERIES RECORD

YEAR	OPPONENT	W-L	ERA	G	GS	CG	SHO	SV	IP	H	R	ER	HR	HP	BB	SO	WP	BK	BAA
2009	Boston	0-0	6.75	2	0	0	0	0	1.1	3	1	1	0	0	1	0	0	0	.429
2014	Kansas City	0-1	13.50	3	0	0	0	0	2.0	4	4	3	1	0	4	1	0	0	.400
Division Series Totals		0-1	10.80	5	0	0	0	0	3.1	7	5	4	1	0	4	2	0	0	.412

JEPSEN'S LEAGUE CHAMPIONSHIP SERIES RECORD

YEAR	OPPONENT	W-L	ERA	G	GS	CG	SHO	SV	IP	H	R	ER	HR	HP	BB	SO	WP	BK	BAA
2009	New York-AL	1-0	2.45	3	0	0	0	0	3.2	5	1	1	1	0	2	2	0	0	.333


JEPSEN'S PITCHING RECORD

YEAR	CLUB	W-L	ERA	G	GS	CG	SH	SV	IP	H	R	ER	HR	HB	BB	SO	WP	BK	BAA
2002	AZL Angels	1-3	6.84	8	5	0	0	0	26.1	29	22	20	3	5	12	19	1	0	.274
2003	Cedar Rapids	6-3	2.65	10	10	0	0	0	51.0	32	24	15	2	2	28	42	0	0	.180
2004	Cedar Rapids	8-10	3.43	27	27	1	1	0	144.1	122	68	55	6	12	77	136	14	2	.232
2005	AZL Angels	0-1	5.52	7	7	0	0	0	14.2	8	10	9	1	3	11	17	4	1	.151
	Rancho Cucamonga	0-1	10.66	4	4	0	0	0	12.2	19	18	15	2	1	10	11	0	0	.333
2006	Rancho Cucamonga	4-4	3.58	47	0	0	0	16	50.1	51	26	20	2	4	34	46	6	0	.270
2007	Rancho Cucamonga	1-5	4.19	44	0	0	0	3	53.2	61	29	25	2	3	38	50	4	0	.292
2008	Arkansas	2-1	1.42	25	0	0	0	11	31.2	22	5	5	0	0	18	35	3	0	.198
	Salt Lake	1-3	2.35	15	0	0	0	2	23.0	17	9	6	3	0	12	21	2	0	.212
	LOS ANGELES-AL	0-1	4.32	9	0	0	0	0	8.1	8	5	4	0	0	4	7	1	0	.250
2009	Salt Lake	1-0	9.00	14	0	0	0	2	18.0	30	24	18	4	1	16	20	0	0	.349
	LOS ANGELES-AL	6-4	4.94	54	0	0	0	1	54.2	63	33	30	2	0	19	48	6	0	.292
2010	LOS ANGELES-AL	2-4	3.97	68	0	0	0	0	59.0	54	26	26	2	2	29	61	8	0	.250
2011	LOS ANGELES-AL	1-2	7.62	16	0	0	0	0	13.0	21	11	11	2	1	9	6	5	0	.375
	Salt Lake	1-3	4.45	24	0	0	0	7	28.1	32	14	14	4	0	8	20	4	0	.291
2012	Salt Lake	2-2	3.24	23	0	0	0	2	25.0	18	9	9	1	0	9	35	3	0	.202
	LOS ANGELES-AL	3-2	3.02	49	0	0	0	2	44.2	39	17	15	3	2	12	38	1	0	.244
2013	Inland Empire	0-0	0.00	1	0	0	0	0	1.0	0	0	0	0	0	0	0	0	0	.000
	Salt Lake	0-0	13.50	2	0	0	0	0	2.0	2	3	3	2	0	2	1	0	0	.250
	LOS ANGELES-AL	1-3	4.50	45	0	0	0	0	36.0	41	21	18	3	1	14	36	2	0	.283
2014	LOS ANGELES-AL	0-2	2.63	74	0	0	0	2	65.0	45	19	19	4	2	23	75	5	0	.192
2015	TAMPA BAY	2-5	2.81	46	0	0	0	5	41.2	34	15	13	4	0	20	34	2	0	.227
	MINNESOTA	1-1	1.61	29	0	0	0	10	28.0	18	5	5	1	0	7	25	3	0	.176
2016	MINNESOTA	2-5	6.37	33	0	0	0	7	30.2	42	22	21	7	0	12	22	2	0	.333
	TAMPA BAY	0-1	5.68	25	0	0	0	0	19.0	20	13	12	5	0	9	13	2	0	.282
Minor League Totals		27-36	4.00	251	53	1	1	43	482.0	443	261	214	32	31	275	453	41	3	.245
Major League Totals		18-30	3.92	448	0	0	0	27	400.0	385	187	174	33	8	158	365	37	0	.255



DARIN MASTROIANNI

HEIGHT/WEIGHT: 5-11/190
BATS/THROWS: R/R
BORN: 8/26/85 in Mount Kisco, NY
AGE: 31
RESIDES: St. Louis Park, MN



OF



PERSONAL: Darin Paul Mastroianni (pronounced mass-tro-YAH-nee)...2003 graduate of Fox Lane (NY) High School...attended Southern Indiana University from 2006-07 and hit .409 (97-for-237) with 13 doubles, seven triples and two home runs in 66 career games...stole 64 bases in 67 attempts...in 2007, named First-Team All-American, North Central Region Player of the Year, first year All-North Central Region, North Central Regional Outstanding Player, North Central Regional All-Tournament, Great Lakes Valley Conference Player of the Year and First-Team All-GLVC...spent one year at Winthrop (SC) University appearing in only five games in 2005.

2016:

- ◉ Was an invite to Twins spring training, reassigned to minor league camp March 26 and began season with Triple-A Rochester.
- ◉ Hit .208 (16-for-77) with 14 walks in 24 games for the Red Wings before having contract selected from Triple-A Rochester May 6.
- ◉ Played in six games for the Twins before being placed on 15-day disabled list May 25 with a left oblique strain.
- ◉ Reinstated from disabled list and outrighted to Triple-A Rochester July 4.
- ◉ Hit .309 (29-for-94) with three doubles, one triple, nine RBI and 10 runs scored in 24 July games.
- ◉ Released from organization August 8.

2015: Was an invite to Philadelphia's spring training and reassigned to minor league camp, reporting to Lehigh Valley...played 16 games for the IronPigs before being acquired by Washington via trade May 5, in exchange for cash, and reported to Syracuse, where he finished the season...placed on 7-day disabled list August 2, with concussion; reinstated August 14...hit .315 (29-for-92) with runners in scoring position in 96 games for Syracuse...played 102 games (97 starts) in centerfield for both Lehigh Valley and Syracuse combined, four games in rightfield (all starts) and one start in left...declared free agency November 6.

2014: Was an invite to Twins spring training and reassigned to minor league camp March 16...began season at Triple-A Rochester and played in four games, hitting .450 (9-for-20)...contract selected April 10, as Twins placed Oswaldo Arcia on 15-day DL...played in seven games for the Twins, going 0-for-11...designated for release or assignment April 20, claimed off waivers by Toronto and reported to Triple-A Buffalo...played 88 games for the Bisons, hitting .267 (92-for-344) and played 14 games with Toronto (in June and July), hitting .156 (5-for-32).

2013: Made Twins Opening Day roster, the first of his career...placed on 15-day disabled list April 16 with a left ankle stress reaction...transferred to the 60-day disabled list May 22...went on rehab assignment with GCL Twins, Single-A Ft. Myers and Triple-A Rochester July 29-August 5...taken off the disabled list August 15 after missing 106 Twins games and had option transferred to Triple-A Rochester...hit safely in 10 of final 11 games for the Red Wings and recalled by Minnesota August 30.

2012: Claimed off waivers by the Twins from Toronto February 9...was invited to Twins spring training and optioned March 15...started season with Double-A New Britain and hit just .143 (5-for-35) in nine games before being promoted to Triple-A Rochester April 14...hit safely in 15 of 20 games for Red Wings, including nine multi-hit games...recalled by Twins May 10 when Danny Valencia was optioned...went 2-for-4 with three RBI in second game for Twins, including first major league hit, a two-run single off Carlos Villanueva May 11 vs. Toronto...had first career triple June 8 vs. Chicago-NL...hit first career double June 16 vs. Milwaukee...hit first career home run, a solo shot off Will Ohman, June 27 vs. Chicago-AL...had first career three-hit game and stole three bases July 5 at Detroit...sidelined with a mallet finger on the middle finger of left hand, an injury he suffered sliding into a base September 18 at Cleveland...finished with 21 stolen bases, tying him for second-most among AL rookies in baseball...was successful in 21 of 24 stolen base attempts (87.5%), tying him for sixth best percentage in the AL and third among MLB rookies...stolen base percentage ranked fourth best in club history and highest ever for a rookie.

2011: Started season with Triple-A Las Vegas (Toronto)...transferred from Las Vegas to Double-A New Hampshire on several occasions during season...batted .405 (17-for-42) with four doubles, one triple and seven runs scored in 11 games in June...recalled by Toronto August 24 and made the start in center field that same night vs. Kansas City, going 0-for-2 and being optioned back to Las Vegas following the game...batted .268 with 26 doubles, nine triples, three home runs and 34 stolen bases in 123 games between New Hampshire and Las Vegas...stole 200th career base in the minor leagues September 3 vs. Salt Lake City.

2010: Spent season with Double-A New Hampshire (Toronto)...selected to Eastern League Mid- and Postseason All-Star teams...was first in Eastern League in stolen bases (46), tied for first in hits (158), and second in runs scored (101), on-base percentage (.390) and walks (77)...led all Blue Jays minor leaguers in runs, hits and stolen bases...batted .319 against left-handed pitching and .295 against right-handers...added to Jays 40-man roster November 19.

2009: Started season with Single-A Dunedin (Toronto)...named organizational Star of the Month for April after batting .333 (24-for-72) with 18 runs scored and 16 stolen bases in 19 games...named Florida State League Player of the Week June 8-14, batting .452 with five RBI and 11 runs scored...named to FSL Midseason All-Star team...transferred to Double-A New Hampshire at midseason...named organizational Star of the Month in August, batting .314 with 16 runs scored and 22 stolen bases...finished season with 70 stolen bases at both levels combined.

2008: Spent entire season with Single-A Lansing (Toronto)...made full-time switch from second base to the outfield defensively.

2007: Made professional debut with Single-A Auburn (Toronto)...named organizational Star of the Month for August, batting .286 with a home run and five RBI.

PROFESSIONAL: Originally selected by Toronto in 16th round of 2007 First-Year Player Draft.

MASTROIANNI'S PLAYING RECORD

YEAR	CLUB	AVG	G	AB	R	H	2B	3B	HR	RBI	SH	SF	HBP	BB	SO	SB	CS	E	OBP
2007	Auburn	.287	68	230	50	66	11	4	3	26	0	3	5	36	42	20	10	11	.391
2008	Lansing	.228	95	325	51	74	10	4	3	25	8	1	4	31	77	30	1	4	.302
2009	Dunedin	.325	61	231	55	75	11	2	0	26	2	0	4	37	38	32	7	5	.426
	New Hampshire	.271	70	247	39	67	10	2	1	25	4	1	1	39	45	38	8	0	.372
2010	New Hampshire	.301	132	525	101	158	25	7	4	46	7	5	3	77	96	46	10	3	.390
2011	New Hampshire	.254	44	169	29	43	8	3	1	13	2	3	2	22	24	14	3	2	.342
	Las Vegas	.276	79	319	63	88	18	6	2	23	4	0	1	40	54	20	7	2	.358
	TORONTO	.000	1	2	0	0	0	0	0	0	1	0	0	0	1	0	0	0	.000
2012	New Britain	.143	9	35	6	5	1	0	0	0	1	0	0	4	11	4	1	0	.231
	Rochester	.346	20	78	10	27	2	2	0	11	1	0	1	5	14	10	1	0	.393
	MINNESOTA	.252	77	163	22	41	3	2	3	17	3	1	1	18	45	21	3	3	.328
2013	GCL Twins	.143	3	7	1	1	0	0	0	2	0	1	1	2	1	2	0	1	.364
	Ft. Myers	.400	3	10	4	4	2	0	0	0	0	0	0	2	1	2	0	0	.500
	Rochester	.240	15	50	9	12	1	0	0	5	0	0	3	10	11	4	0	3	.397
	MINNESOTA	.185	30	65	5	12	2	0	0	5	3	1	1	3	23	2	1	0	.229
2014	Rochester	.450	4	20	4	9	2	0	0	2	0	0	0	0	4	0	1	0	.450
	MINNESOTA	.000	7	11	3	0	0	0	0	0	0	0	0	1	5	1	0	0	.083
	TORONTO	.156	14	32	4	5	0	0	1	2	0	0	0	0	5	0	0	0	.156
	Buffalo	.267	88	344	52	92	18	1	5	21	3	2	4	40	67	20	5	0	.349
2015	Lehigh Valley	.293	16	58	8	17	4	0	0	2	1	1	0	4	12	5	1	1	.333
	Syracuse	.252	96	385	35	97	22	2	3	34	3	2	3	27	73	20	3	2	.305
2016	Rochester	.256	51	180	20	46	6	1	0	15	1	2	2	18	39	8	3	0	.327
	MINNESOTA	.000	7	9	1	0	0	0	0	0	0	0	0	2	4	1	0	0	.182
	Frisco	.232	23	95	14	22	6	0	1	6	0	0	2	5	15	5	2	0	.284
	Minor League Totals	.273	877	3308	551	903	157	34	23	282	37	21	36	399	624	280	63	36	.355
	Major League Totals	.206	136	282	35	58	5	2	4	24	7	2	2	24	83	25	4	3	.271

MASTROIANNI'S CAREER FIELDING RECORD

POSITION	PCT	G	PO	A	E	TC	DP	PB
Outfield	.983	115	168	5	3	176	0	—
Second Base	—	2	0	0	0	0	0	—
Totals	.983	117	168	5	3	176	0	—



ALEX MEYER

HEIGHT/WEIGHT: 6-9/225
BATS/THROWS: R/R
BORN: 1/3/90 in Greensburg, IN
AGE: 26
RESIDES: Greensburg, IN



RHP



@MEYER17A

PERSONAL: Alex John Meyer...2008 graduate of Greensburg (IN) High School...as a senior was named AFLAC All-American and Louisville Slugger High School All-American; rated number five prospect in all of high school baseball by *Baseball America*; ranked number two prospect by *Baseball America* at Perfect Game's National Showcase in Cincinnati; named Gatorade Indiana Player of the Year and Louisville Slugger Indiana Player of the Year; named Indiana Mr. Baseball and First-Team All-State; earned EIAC Conference MVP honors and EIAC All-Conference honors...went 8-0 with a 0.95 ERA, 30 walks and 108 strikeouts as a senior...holds school records for most strikeouts in a season, career and lowest season ERA...three-year letter winner in baseball...played basketball four years and named All-Conference twice...played football as a freshman...spends time in the offseason as substitute teacher in hometown Greensburg (IN) schools (2011-14).

2016:

- Optioned from Twins spring training to Triple-A Rochester March 18.
- Made three appearances for the Red Wings and was recalled by Minnesota April 25.
- Made two appearances for the Twins and was optioned to Rochester May 3.
- Placed on 7-day disabled list June 3 with right shoulder inflammation.
- Traded to Los Angeles-AL along with Ricky Nolasco August 1, in exchange for Hector Santiago and Alan Benusitz.

2015: Played in third spring training with Twins and was optioned to Triple-A Rochester March 20, where he started the season...tied minor league single-game career-high with 11 strikeouts in 6.0 shutout innings April 21 at Syracuse (ND)...began season in Red Wings rotation, going 2-3, 7.09 ERA (39.1 IP, 31 ER) with 24 walks and 41 strikeouts in eight starts...moved to bullpen in late May and made nine appearances, allowing one earned run in 17.0 innings pitched (0.53 ERA) with six walks and 20 strikeouts...recalled from Triple-A Rochester June 26...made major league debut June 26 at Milwaukee, entering the game in relief in the first inning; allowed four runs on three hits in 1.2 innings pitched...recorded first strikeout, fanning Jean Segura in the second inning...appeared in one more game and was optioned back to Rochester July 4...held opponents scoreless in his final seven appearances with Rochester (15.2 IP) since August 16, including six walks and 19 strikeouts...posted a 3.08 ERA (52.2 IP, 18 ER) in 30 relief appearances with the Red Wings...named 12th best prospect in Twins system by *Baseball America*, entering 2016.

2014: Was an invite to Twins spring training, reassigned to minor league camp March 9 and spent entire season at Triple-A Rochester...started Red Wings home opener April 6 vs. Buffalo, allowing three runs (2 ER) on three hits in 5.0 innings pitched and did not factor into decision...recorded career-high 11 strikeouts in consecutive starts April 23 at Pawtucket and April 28 vs. Charlotte, becoming first Red Wings starter with double-digit strikeouts in consecutive starts since Francisco Liriano in 2005...named Twins minor league Player of the Week April 25...earned first career Triple-A win April 28 vs. Charlotte, tossing 6.0 shutout innings...posted 15.2 scoreless innings streak April 23-May 4...recorded 10 strikeouts twice: July 8 vs. Buffalo and August 20 at Buffalo...selected to play in SiriusXM Futures Game July 13 at Target Field, replacing teammate Trevor May (calf strain); pitched a scoreless fifth inning, allowing one hit while throwing just four pitches...walked career-high five batters July 29 vs. Lehigh Valley (5.0 IP)...went 2-0, 1.55 ERA (29.0 IP, 5 ER) with 17 walks and 34 strikeouts in five July starts...placed on 7-day disabled list August 31 with right shoulder inflammation, ending his season...held right-handed hitters to a .214 (52-for-243) batting average and left-handed batters to a .269 (64-for-238) average...finished second in International League in strikeouts (153), fourth in batting-average-against (.239) and seventh in ERA (3.41)...led Red Wings in strikeouts (153) and starts (27), and second in innings pitched (130.1)...ranked second in Twins organization in strikeouts, trailing Phil Hughes (186)...added to Twins 40-man roster November 20...ranked fifth best prospect and best curveball in Twins system by *Baseball America* entering 2015...also best fastball and best breaking pitch in International League by *Baseball America*...named 29th best prospect in baseball by MLB.com entering 2015.

2013: Spent first season in Twins organization...was an invite to Twins Spring Training, reassigned to minor league camp March 10; reported to Double-A New Britain...went 2-0, 1.64 ERA (22.0 IP, 4 ER) with 26 strikeouts in first four starts April 7-25...set season-high with 10 strikeouts June 1 vs. Bowie (6.1 IP)...placed on 7-day disabled list June 7 with right shoulder discomfort; pitched in three games on rehab assignment with GCL Twins and was reinstated August 24...made just two starts upon return, tossing 9.0 shutout innings August 24-29...ranked second on the Rock Cats staff in strikeouts (84), despite pitching the sixth most innings on the staff (70.0)...played in the Arizona Fall League with Glendale Desert Dogs, going 2-1, 3.12 ERA (26.0 IP, 9 ER) with seven walks and 28 strikeouts in seven starts...named to West Division Fall Stars Team...ranked number five in the Top 20 AFL Prospect List...named to AFL Top Prospects Team...named third best prospect, best fastball and best curveball in the Twins system by *Baseball America* entering 2014.

2012: Named sixth best prospect and best slider in Washington's minor league system by *Baseball America* entering the season...started professional career with Single-A Hagerstown (Washington)...won first professional start April 7 vs. West Virginia, tossing 5.0 shutout innings with two hits allowed, no walks and four strikeouts...won five consecutive decisions May 5-June 12, including a record of 3-1, 2.41 ERA (33.2 IP, 9 ER) with 11 walks and 40 strikeouts in six June starts...pitched first career complete game shutout (6.0 IP) June 12 vs. Hickory...set season-high with 11 strikeouts (6.2 IP) June 24 vs. Lakewood...promoted to Single-A Potomac July 18...did not allow a run in first 14.0 innings pitched at Potomac...allowed just three earned runs in first five starts (29.0 IP) July 20-August 12, posting a 0.93 ERA in that span...placed on 7-day disabled list with a right calf strain August 25, ending his season...acquired by Twins via trade with Washington November 29 in exchange for outfielder Denard Span.

AMATEUR CAREER: Attended the University of Kentucky from 2009-11, going 13-12, 4.71 ERA (212.0 IP, 111 ER) with 127 walks, 253 strikeouts, four complete games and two shutouts in 39 career games (36 starts)...went 7-5, 2.94 ERA (101.0 IP, 33 ER) with 46 walks and 110 strikeouts in 14 starts as a junior in 2011...named to SEC Freshman Academic Honor Roll in 2009 and 2010...First-Team Preseason All-SEC by *Baseball America* in 2011...Second-Team All-SEC Starting Pitcher, voted on by coaches in 2011...253 career strikeouts ranks fifth best in program history, just behind fourth-place and former NL Cy Young winner Brandon Webb's 259 career strikeouts.

2011: Led Kentucky in starts (14), wins (7), ERA (2.94), complete games (4), shutouts (2), innings pitched (101.0) and strikeouts (110)...finished the regular season as the SEC leader in strikeouts, strikeouts-looking (48), innings pitched-per-game (7.21), complete games and shutouts...ranked second in the SEC in innings pitched, ninth in ERA, eighth in wins, second in strikeouts-per-game (9.8) and fifth in opponent batting average (.220)...became 10th player in program history to record 100-plus strikeouts in a single season...finished eighth in UK single season history in strikeouts and ninth in the NCAA...earned six weekly honors during the year, including two SEC Pitcher of the Week honors and a Louisville Slugger National Player of the Week honor...had eight career double-digit strikeout games, including four on the season.

PROFESSIONAL: Selected by Washington in first round (23rd overall) of 2011 First-Year Player Draft; signed by scout Reed Dunn...originally drafted by Boston in 20th round of 2008 First-Year Player Draft.

MEYER'S PITCHING RECORD

YEAR	CLUB	W-L	ERA	G	GS	CG	SH	SV	IP	H	R	ER	HR	HB	BB	SO	WP	BK	BAA
2012	Hagerstown	7-4	3.10	18	18	1	1	0	90.0	68	33	31	4	3	34	107	7	0	.210
	Potomac	3-2	2.31	7	7	0	0	0	39.0	29	11	10	2	2	11	32	2	0	.213
2013	GCL Twins	0-0	1.08	3	3	0	0	0	8.1	7	1	1	0	0	3	16	0	0	.233
	New Britain	4-3	3.21	13	13	0	0	0	70.0	60	29	25	3	3	29	84	5	1	.226
2014	Rochester	7-7	3.52	27	27	0	0	0	130.1	116	58	51	10	8	64	153	4	0	.241
	Rochester	4-5	4.79	38	8	0	0	0	92.0	101	54	49	4	5	48	100	6	0	.281
	MINNESOTA	0-0	16.88	2	0	0	0	0	2.2	4	5	5	2	0	3	3	0	0	.364
2016	MINNESOTA	0-1	12.27	2	1	0	0	0	3.2	8	5	5	1	0	4	5	2	0	.421
	Rochester	1-1	1.04	3	2	0	0	1	17.1	11	2	2	0	0	4	19	0	0	.183
	AZL Angels	0-0	1.69	3	3	0	0	0	5.1	6	1	1	0	0	1	12	0	0	.273
	Inland Empire	0-0	11.57	1	1	0	0	0	2.1	3	3	3	0	1	1	3	0	0	.273
	Salt Lake	0-0	0.00	1	1	0	0	0	4.0	2	0	0	0	0	0	6	0	0	.143
	LOS ANGELES-AL	1-2	4.57	5	5	0	0	0	21.2	17	11	11	2	0	13	24	1	0	.215
Minor League Totals		26-22	3.39	114	83	1	1	1	458.2	403	192	173	23	22	195	532	24	1	.237
Major League Totals		1-3	6.75	9	6	0	0	0	28.0	29	21	21	5	0	20	32	3	0	.266

MEYER'S CAREER FIELDING RECORD

POSITION	PCT	G	PO	A	E	TC	DP	PB
Pitcher	1.000	9	2	2	0	4	0	—



RICKY NOLASCO

HEIGHT/WEIGHT: 6-2/215
BATS/THROWS: R/R
BORN: 12/13/82 in Corona, CA
AGE: 33
RESIDES: Miami, FL



RHP



@RNOLASCO47

PERSONAL: Carlos (Ricky) Enrique Nolasco...2001 graduate of Rialto (CA) High School, where he was a two-time All-State selection and a two-time League MVP...selected to play in North-South Game and the Daily Bulletin All-Star Game, after going 7-3 with 1.28 ERA and 110 strikeouts during senior year...was four year varsity letterman...brother David was a pitcher in the Milwaukee Brewers system in 2005.

2016:

- Started third season with Twins.
- Went 4-8, 5.13 ERA (124.2 IP, 71 ER) in 21 starts for the Twins; led the club in starts at time of trade.
- Traded to Los Angeles-AL August 1 along with Alex Meyer, in exchange for Hector Santiago and Alan Busenitz.

2015: Began second season with Minnesota and was club's number two starter...made one start before being placed on 15-day disabled list April 11 with right elbow inflammation...made one rehab start for Single-A Cedar Rapids; returned from rehab and reinstated May 2...won five straight games May 2-25, tied for second longest win-streak of career...recorded 100th career victory May 25 vs. Boston, also surpassing 1,500 career innings pitched in that start...placed back on 15-day disabled list June 4 with a right ankle impingement...had ankle surgery July 13, performed by Dr. Robert Anderson...transferred to 60-day disabled list July 8, making room on 40-man roster for Ryan O'Rourke; reinstated September 25.

2014: Made third career Opening Day start and Twins debut March 31 at Chicago-AL, allowing five runs on 10 hits in 6.0 innings pitched, two walks and four strikeouts and was dealt the loss...earned first win as Twin April 12 vs. Kansas City, allowing one run on five hits in 8.0 innings pitched...tossed 10th career complete game May 2 vs. Baltimore, allowing three runs on nine hits but was dealt the loss, the second complete game loss of his career...placed on 15-day disabled list July 8 with a right elbow strain...made two rehab starts for Single-A Cedar Rapids August 5 and 10; returned from rehab and reinstated August 15...threw season-high 117 pitches September 11 at Cleveland, tied for seventh most of career, allowing one run on six hits in 7.0 innings pitched but was issued the loss...pitched 8.0 shutout innings September 16 vs. Detroit, but did not factor into the decision, allowing five hits, one walk and five strikeouts...ranked second on Twins staff in strikeouts (115), and third in starts (27) and innings pitched (159.0).

2013: Was Marlins Opening Day starter April 1 at Washington, allowing two runs on three hits in 6.0 innings pitched and was dealt the loss...set season-high with 11 strikeouts twice — May 19 vs. Arizona and August 28 vs. Chicago-NL...struck out 1,000th batter of career in final start with Marlins July 3 at Atlanta, fanning Brian McCann in the sixth inning...acquired by Dodgers via trade July 6, along with an international signing bonus slot valued at \$197,000, in exchange for pitchers Steven Ames, Josh Wall and Angel Sanchez...at time of trade he was Marlins franchise leader in wins (81), starts (197), innings pitched (1225.2) and strikeouts (1001)...earned 10th win August 23 vs. Boston, pitching 8.0 shutout innings with two hits allowed...became one of eight major league pitchers to reach double digit victories in each of the last six seasons, joining Jerek Weaver, Justin Verlander, CC Sabathia, James Shields, Mark Buehrle, Tim Lincecum and Zack Greinke...won career-high seven consecutive decisions August 1-September 9, going 7-0, 1.59 ERA (51.0 IP, 9 ER) in eight starts; streak included a record of 5-0, 1.64 ERA (38.1 IP, 7 ER) in six August starts...made first career Postseason start in Game 4 in NLDS, October 15 vs. St. Louis...allowed three runs on three hits in 4.0 innings pitched with one walk and four strikeouts; two of the three runs came on a Matt Holliday two-run homer...combined to go 13-11, 3.70 ERA (199.1 IP, 82 ER) with 46 walks and 165 strikeouts in 33 starts for Miami and Los Angeles-NL combined...went 8-3, 3.52 ERA (87.0 IP, 34 ER) in 16 games (15 starts) for the Dodgers...tied for second in the NL in starts (33), one of eight NL pitchers to reach 33 starts.

2012: Began season as Marlins number three starter...earned win on July 6 at St. Louis for 96th career quality start, breaking a tie with Dontrelle Willis for most quality starts in club history; also surpassed Willis (1,022.2) that night for most innings pitched in club history...set career-high with 20.1 innings without a walk, from second inning August 21 at Arizona until first inning September 9 at Washington...named NL Co-Player of Week September 3-9; second weekly honor of career, going 2-0, 0.56 ERA (16.0 IP, 1 ER), with 10 strikeouts and one walk in two starts, including a shutout September 9 at Washington...shutout Washington at home August 28 and in D.C. on September 9, winning by scores of 9-0 and 8-0, respectively; according to Elias, was first pitcher to throw a pair of shutouts in one season against the same team, each won by margin of eight-or-more runs, since the White Sox Britt Burns shutout the Indians by scores of 8-0 and 10-0 in 1985...set new single-season high with three complete games; previously had two each in 2009 and 11...had ninth-fewest walks among NL pitchers (min. 30 starts), despite setting single-season high with 47...finished season as franchise leader in wins (76), innings pitched (1,113.1), starts (179), quality starts (100) and strikeouts (911).

2011: Began season as Marlins number two starter...went 4-0 in first 10 starts April 2-May 24, posting a 3.04 ERA (68.0 IP, 23 ER) in that span...after June 1, went 6-12, 5.14 ERA (133.0 IP, 76 ER)...pitched two complete games, tying single season-high (2009), coming in a span of three starts — June 29 at Oakland to July 9 vs. Houston...allowed 12 of Atlanta's 13 hits, but surrendered just one run over 6.2 innings July 31 at Atlanta...struck out 758th batter of career August 23, 2011 vs. Cincinnati, becoming Marlins all-time strikeout leader, surpassing Dontrelle Willis (757).

2010: Began season as Marlins number two starter...won seven consecutive road starts June 23-August 17; according to Elias, he became the first National League pitcher since Carlos Zambrano in 2006 to win as many consecutive road starts in same season...went 10-3, 3.86 ERA (93.1 IP, 40 ER) in 15 road starts; 10 road wins tied Alex Fernandez for third-most in club history, behind Carl Pavano (12 in 2004) and Dontrelle Willis (11 in 2005)...won nine games pre-All-Star break, pairing with Josh Johnson to become only two pitchers in club history to record at least nine wins prior to break in same season; their nine first-half wins tied for fifth-most in franchise history...tore meniscus in right knee September 4, ending his season...went 14-2, 2.75 ERA (124.1 IP, 38 ER) in 18 starts of 6.0-plus innings pitched...went 10-0 in 10 starts when going 7.0-plus innings.

2009: Was Marlins Opening Day starter April 6 vs. Washington, first Opening Day start of career...struck out 16 September 30 at Atlanta, setting a club record; struck out side in innings 3-5, giving him nine straight strikeouts, which was one shy of major league record...became fourth pitcher ever and third in modern era to strike out nine straight, joining Tom Seaver (10, 1970), Jake Peavy (9, 2007) and Mickey Welch (9, 1884)...the 16 strikeouts were most by any pitcher in baseball since Johan Santana struck out 17 for Minnesota August 19, 2007 vs. Texas...Marlins previous record for strikeouts in a regular season game was 14...ranked seventh among NL starters in strikeouts and sixth in strikeouts-per-9.0 IP (9.49), which marked a Marlins single-season record...ranked 10th in NL in walks-per-9.0 IP (2.14).

2008: Spent entire season with Florida...earned Co-NL Player of the Week June 9-15...struck out 51 batters and walked just three from July 28-August 24; according to Elias, was seventh pitcher during expansion era (since 1961) to have a six-start span during which they struck out at least 50 batters while issuing no more than three walks, joining Jim Kaat (1967), Ferguson Jenkins (1970 and 71), Pedro Martinez (2000), Roy Oswalt (2001), Curt Schilling (2001 and 02) and Ben Sheets (2004)...pitched first career complete game shutout August 19 at San Francisco, snapping a stretch of 301 Marlins games without a complete game; previous complete game was by Anibal Sanchez September 16, 2006 at Atlanta...recorded 51 strikeouts in August, setting new franchise record for most strikeouts in any month, passing Kevin Brown's previous record of 47 in May of 1997...finished with 15 wins, becoming eighth starter in Marlins history to record 15-or-more wins in a season, also became 11th starter in franchise history to record 200.0-plus innings in a single season.

2007: Made Marlins Opening Day roster for second time in career...appeared in just five games due to two stints on disabled list, experiencing right elbow inflammation April 9-May 1 and again May 19-August 20.

2006: Made Marlins Opening Day roster for first time in career...made major league debut April 5 at Houston with 3.0 scoreless innings of relief, one hit allowed, two walks and two strikeouts...earned first major league win April 26 at Chicago-NL, pitching 2.0 scoreless innings of relief with one hit allowed and four strikeouts...recorded first major league hit, homering off Sean Marshall, May 22 vs. Chicago-NL; became second Marlins pitcher ever to homer for first hit, joining Tony Saunders, who homered off Tom Glavine for first hit May 8, 1997; became first pitcher in baseball to homer for first hit since Zack Greinke (Kansas City) June 10, 2005, and first NL pitcher to do so since John Van Benschoten (with Pittsburgh) August 23, 2004...finished tied for fourth among NL rookies in wins (11), fifth in innings (140.0), and seventh in starts (22) and strikeouts (99)...joined Scott Olsen (12), Josh Johnson (12) and Anibal Sanchez (10) to become first quartet of rookies in major league history to win at least 10 games; additionally, he, Olsen, Johnson, Sanchez and Dontrelle Willis (12) became first group of five Marlins pitchers to all record 10-or-more wins in a season.

2005: Spent first season with West Tennessee (Chicago-NL), and was traded to Florida December 7, along with pitchers Sergio Mitre and Renyel Pinto in exchange for outfielder Juan Pierre...won Southern League Pitcher of the Year Award and was a SL All-Star...won two SL Pitcher of the Week awards, the first July 4-10, going 1-0, 1.20 ERA in 15.0 IP, including a complete game; second award came August 29-September 5, going 2-0 in two starts (13.0 IP) and did not allow an earned run...led SL in strikeouts (173), tied for first in wins (14), and was third in ERA (2.89) and innings pitched (161.2)...named Second-Team minor league All-Star and Double-A All-Star by *Baseball America*...named Cubs minor league All-Star.

2004: Split season between Triple-A Iowa and Double-A West Tennessee (Chicago-NL), combining to go 8-7, 5.24 ERA (147.2 IP, 86 ER) in 28 starts with 143 strikeouts.

2003: Spent entire season at Single-A Daytona...named Florida State League Pitcher of the Month in July, going 4-0 with a 0.68 ERA.

2002: Spent second professional season at Single-A Boise...recorded 92 strikeouts in 90.2 innings pitched...named 16th best prospect in Northwest League by *Baseball America*.

2001: Began professional career with AZL Cubs and went 1-0, 1.50 ERA (18.0 IP, 3 ER) in five games (4 starts).

PROFESSIONAL: Selected by Chicago-NL in fourth round of 2001 First-Year Player Draft; signed by scouts Steve Fuller and Spider Jorgensen.

NOLASCO'S PITCHING RECORD

YEAR	CLUB	W-L	ERA	G	GS	CG	SH	SV	IP	H	R	ER	HR	HB	BB	SO	WP	BK	BAA
2001	AZL Cubs	1-0	1.50	5	4	0	0	0	18.0	11	3	3	0	1	5	23	1	0	.175
2002	Boise	7-2	2.48	15	15	0	0	0	90.2	72	32	25	1	9	25	92	5	0	.214
2003	Daytona	11-5	2.96	26	26	1	0	0	149.0	129	58	49	7	8	48	136	12	1	.232
2004	Iowa	2-3	9.30	9	9	0	0	0	40.2	68	42	42	7	5	16	28	2	0	.393
	West Tennessee	6-4	3.70	19	19	0	0	0	107.0	104	50	44	13	6	37	115	5	1	.260
2005	West Tennessee	14-3	2.89	27	27	1	0	0	161.2	151	57	52	13	11	46	173	4	2	.245
2006	FLORIDA	11-11	4.82	35	22	0	0	0	140.0	157	86	75	20	10	41	99	7	0	.286
2007	FLORIDA	1-2	5.48	5	4	0	0	0	21.1	26	16	13	3	1	9	11	1	0	.321
	GCL Marlins	0-0	2.70	2	2	0	0	0	3.1	4	2	1	0	0	8	0	0	0	.286
	Jupiter	1-1	0.75	5	3	0	0	0	12.0	10	3	1	0	0	1	9	1	0	.217
	Carolina	0-1	6.00	1	1	0	0	0	3.0	2	3	2	0	0	1	2	0	0	.182
	Albuquerque	0-2	14.09	4	4	0	0	0	15.1	29	26	24	6	2	4	15	2	0	.392
2008	FLORIDA	15-8	3.52	34	32	1	1	0	212.1	192	88	83	28	6	42	186	1	3	.239
2009	New Orleans	1-1	2.40	2	2	1	0	0	15.0	12	4	4	0	0	3	12	1	0	.222
	FLORIDA	13-9	5.06	31	31	2	0	0	185.0	188	111	104	23	2	44	195	2	0	.259
2010	FLORIDA	14-9	4.51	26	26	1	0	0	157.2	169	82	79	24	2	33	147	5	0	.273
2011	FLORIDA	10-12	4.67	33	33	2	1	0	206.0	244	117	107	20	3	44	148	6	0	.295
2012	MIAMI	12-13	4.48	31	31	3	2	0	191.0	214	100	95	18	8	47	125	8	1	.285
2013	MIAMI	5-8	3.85	18	18	0	0	0	112.1	112	50	48	11	4	25	90	4	0	.261
	LOS ANGELES-NL	8-3	3.52	16	15	0	0	0	87.0	83	40	34	6	6	21	75	1	0	.247
2014	Cedar Rapids	0-0	2.89	2	2	0	0	0	9.1	10	3	3	1	0	1	8	0	0	.278
	MINNESOTA	6-12	5.38	27	27	1	0	0	159.0	203	96	95	22	5	38	115	5	0	.316
2015	Cedar Rapids	0-0	0.00	1	1	0	0	0	5.0	3	1	0	0	0	0	5	1	0	.167
	MINNESOTA	5-2	6.75	9	8	0	0	0	37.1	50	31	28	3	1	14	35	1	1	.321
2016	MINNESOTA	4-8	5.13	21	21	0	0	0	124.2	139	77	71	18	3	29	93	4	0	.287
	LOS ANGELES-AL	4-6	3.21	11	11	1	1	0	73.0	63	27	26	8	2	15	51	3	0	.232
Minor League Totals		43-22	3.57	118	115	3	0	0	630.0	605	284	250	48	42	187	626	34	4	.252
National League Totals		89-75	4.37	229	212	9	4	0	1312.2	1385	690	638	153	42	306	1076	35	4	.270
American League Totals		19-28	5.03	68	67	2	1	0	394.0	455	231	220	51	11	96	294	13	1	.293
Major League Totals		108-103	4.52	297	279	11	5	0	1706.2	1840	921	858	204	53	402	1370	48	5	.275

NOLASCO'S BATTING RECORD

BATTING	AVG	AB	R	H	2B	3B	HR	RBI	SH	SF	HBP	BB	SO	SB	CS	OBP
Career	.135	377	19	51	12	0	1	26	62	0	1	23	177	0	0	.187

NOLASCO'S LEAGUE CHAMPIONSHIP SERIES RECORD

YEAR	OPPONENT	W-L	ERA	G	GS	CG	SH	SV	IP	H	R	ER	HR	HB	BB	SO	WP	BK	BAA
2013	St. Louis	0-1	6.75	1	1	0	0	0	4.0	3	3	3	1	0	1	4	0	0	.214

NOLASCO'S CAREER FIELDING RECORD

POSITION	PCT	G	PO	A	E	TC	DP	PB
Pitcher	.953	297	110	174	14	298	12	—



@EDUARDOONUENZIS

EDUARDO NUÑEZ

HEIGHT/WEIGHT: 6-0/193
BATS/THROWS: R/R
BORN: 6/15/87 in Santo Domingo, DR
AGE: 29
RESIDES: Azua, DR



INF



★ 2016

PERSONAL: Eduardo Michelle Nuñez...sons, Christopher and Oscar...signed by New York-AL as an undrafted free agent, February 25, 2004...makes off-season home in Azua, Dominican Republic.

2016:

- ✦ Made Twins Opening Day roster, the fifth of his career and second with Minnesota.
- ✦ Hit four leadoff home runs for Twins: May 25 vs. Kansas City, June 2 vs. Tampa Bay, June 7 vs. Miami and June 29 at Chicago-AL.
- ✦ Hit inside the park home run June 2 vs. Tampa Bay, the first for a Twin in Target Field's history...marked the 50th inside the park home run in club history.
- ✦ Recorded first career two-homer game June 7 vs. Miami.
- ✦ Played in 500th career game July 22 at Boston.
- ✦ Named Twins Heart and Hustle nominee.
- ✦ Named to AL All-Star team as reserve and entered the game at second base in the ninth inning...ranked ninth in the AL in batting average (.321) pre-All-Star break.
- ✦ Traded to San Francisco July 28, in exchange for left-handed pitcher Adalberto Mejia.

2015: Made Twins Opening Day roster, the fourth of his career and first with Minnesota...hit safely in first five games, which set a season-high for hitting streak...placed on 15-day disabled list May 5 with a left oblique strain; reinstated May 17...hit .323 (21-for-65) with nine doubles, one triple, one home run and seven RBI in first 23 games, through June 17...recorded season-high three hits June 30 at Cincinnati...homed in consecutive games for first time in career August 28 and 30 vs. Houston...ranked fifth on club in stolen bases (7), despite playing in just 72 games...played 27 games at shortstop (23 starts), 16 at third base (9 starts), three in leftfield (2 starts) and one at second base (1 start).

2014: Played 19 games for the Yankees in spring training, hitting .265 (13-for-49) with one double, one triple, one home run, four RBI and seven runs scored...designated for assignment April 1...acquired by Minnesota via trade April 7, in exchange for left-handed pitcher Miguel Sulbaran; optioned to Triple-A Rochester...played in 11 games for Rochester, hitting .282 (11-for-39) with one double, one home run and six RBI...made Twins debut as "26th man" for split double header April 17 vs. Toronto, going 1-for-3 with a walk, before being optioned back to Rochester...recalled May 8 as the Twins optioned Pedro Florimon to Rochester...placed on 15-day disabled list June 19, with right hamstring strain...played four games on rehab assignment, going 4-for-10; returned from rehab and reinstated June 30...tied career-high with four hits (second time in career) September 3 vs. Chicago-AL, falling a homer short of the cycle...was successful in eight of final nine stolen base attempts July 4-September 25...played 20 games at shortstop (17 starts), 20 at third base (12 starts), 16 in leftfield (10 starts), two in rightfield (1 start) and two at second base...named to MLB All-Star roster for Japan All-Star series.

2013: Made his third career Opening Day roster with New York-AL...placed on the 15-day disabled list May 12 with a left oblique strain...transferred to the 60-day DL June 14...returned from rehab and reinstated from the 60-day DL July 6, missing 56 games...did not strike out over a stretch of 30 straight plate appearances from July 23-August 4...reached base safely a career-high five times, hitting a solo home run in the fourth and going 3-for-4 with one double, two walks and one stolen base August 7 at Chicago-AL...tied career-high with four RBI August 13 vs. Los Angeles-AL...left game August 27 at Toronto in the ninth inning with a sore right knee...missed three games August 28-31...underwent an MRI on his right knee at New York-Presbyterian Hospital on August 29, the results of which were negative...hit game-winning, two-run double in the eighth inning September 3 vs. Chicago-AL...hit safely in a season-high seven straight games from September 18-26, batting .333 (9-for-27) with two home runs and three RBI over the stretch...became the first player other than Derek Jeter to lead the team in starts at shortstop since Tony Fernandez in 1995 (101 starts)...following the season, played in five games for Toros del Este of the Dominican Baseball League, batting .150 (3-for-20).

2012: Hit .272 (26-for-89) with 14 runs, four doubles, one home run and 11 RBI in 38 games (13 starts at shortstop, five at third base, three in leftfield, three as DH and one at second base) over two stints with the Yankees (April 6-May 11 and September 1-October 3)...was one of only eight major leaguers to appear in at least one game at each of those six positions in 2012...had career-high eight-game hitting streak dating back to September 26, 2011 snapped April 18 vs. Minnesota...optioned to Triple-A Scranton/Wilkes-Barre May 11...recalled as a September call-up September 1...hit solo home run, his first of the year, September 15 vs. Tampa Bay off James Shields...stole career-high three bases September 16 vs. Tampa Bay...in 38 games with Scranton/WB, batted .227 (37-for-163) with 18 runs, two home runs and 16 RBI...placed on the DL May 20-July 23 with right thumb inflammation...played in six rehab games with the GCL Yankees and Single-A Tampa...following the season, appeared in 12 games with Toros del Este in the Dominican Winter League, batting .275 (14-for-51).

2011: Appeared in the outfield for the first time in his professional career April 25 vs. Chicago-AL, entering the game as a pinch-runner in the eighth inning and remaining in the game in leftfield...committed two errors April 28 vs. Chicago-AL and again in his next start May 5 at Detroit,

starting at short in both games; according to Elias, since 1920, the only other Yankees shortstops to make at least two errors in consecutive games played were Frank Crossetti (twice, 1936 and 45) and Mark Koenig (twice, 1927 and 28)...made 17 consecutive starts at shortstop June 14-July 2 while Derek Jeter was on the 15-day disabled list, batting .339 (20-for-59) with five runs, five doubles, two home runs, seven RBI and four walks during the stretch, with the Yankees going 14-3...went 2-for-4 with a home run, a walk and two stolen bases June 15 vs. Texas on his 24th birthday; according to the Elias Sports Bureau, since Yogi Berra homered on his 22nd birthday in 1947, the only other Yankee younger than Nunez to hit a birthday homer was Rusty Torres on his 23rd birthday in 1971...set a career-high with four hits July 1 at New York-NL...hit .261 (29-for-111) with 16 runs, five doubles, one triple, one home run and 12 RBI in 35 games July 9-August 20 while Alex Rodriguez was on the 15-day disabled list, making 23 starts at third base during the stretch...hit in the leadoff position in the batting order for the first time in his career September 7 vs. Baltimore...appeared in one ALDS game vs. Detroit as a pinch runner, stealing a base in the Game 3 loss at Comerica Park...committed a team-high 20 errors (14 at shortstop, six at third base), fourth-most in the AL.

2010: Recorded the third-highest average (.289) among all Yankees farmhands and led all Scranton/WB batters in hits (134), doubles (25) and stolen bases (23)...at the time of his recall, was leading the International League in hits...named to the International League Postseason All-Star team as the league's top shortstop...selected to the IL Midseason All-Star team, starting at short and going 0-for-2 in the IL's 2-1 victory...recalled from Triple-A Scranton/WB August 19 when Lance Berkman went on the 15-day DL...made major league debut that night, entering the game defensively in the seventh at short going 0-for-1...made first major league start (at third base) in August 21 win vs. Seattle, going 1-for-3 with a run and RBI; collected first hit with go-ahead RBI-single off Jason Vargas in the seventh inning...made 11 starts from August 21-September 4 (9 at third base and 2 at shortstop) while Alex Rodriguez was on the disabled list...following the season, was named by *Baseball America* as the Yankees eighth best prospect...selected by the publication as the best defensive infielder and as having the best infield arm in the organization...batted .348 (8-for-23) with two RBI in seven games with the Toros del Este in the Dominican Winter League following the season...missed time after a ball he bunted ricocheted off his face.

2009: Set career-highs in hits (16), doubles (26) and home runs (9) in his first season at Double-A Trenton (New York-AL)...ranked second in the Eastern League in hits and third in batting average...committed 33 errors, most among EL players...named the top shortstop in the EL, earning a spot on the Postseason All-Star team...was starting shortstop for the North Division in the Eastern League midseason All-Star Game...appeared in four games with Toros del Este in the Dominican Winter League, going 2-for-10 (.200).

2008: Spent the entire season with Single-A Tampa (New York-AL), batting .271 with 18 doubles, six home runs and 42 RBI in 94 games...appeared in 92 games at short...hit .269 (28-for-104) against left-handed pitchers and .271 (73-for-269) off right-handers.

2007: Combined to hit .251 with 15 doubles, two home runs and 41 RBI in 121 games with Single-A Charleston (New York-AL) and Tampa...began the season with the RiverDogs and was named the starting shortstop for the North Division in the South Atlantic League All-Star Game...promoted to Tampa July 30.

2006: Combined to hit .214 in 127 games with Tampa and Charleston...began season with Tampa and batted .184 in 37 games before being transferred to Charleston May 18...hit .227 with 16 stolen bases in 90 games with RiverDogs.

2005: Selected to participate in the NY-Penn League All-Star Game, going 1-for-3 with a run and RBI...ranked third in the NYPL in hits (88), tied for third in triples (6), fourth in games played (73), fourth in at-bats (281) and ninth in average (.313)...following the season, was named the sixth best prospect in the Yankees organization by *Baseball America*.

2004: Played in 63 games with the DSL Yankees 1, batting .249 with seven doubles and 33 RBI.

PROFESSIONAL: Signed by New York-AL as undrafted free agent February 25, 2004.

NUNEZ'S BATTING RECORD																			
YEAR	CLUB	AVG	G	AB	R	H	2B	3B	HR	RBI	SH	SF	HBP	BB	SO	SB	CS	E	OBP
2004	DSL Yankees 1	.215	57	191	29	41	9	5	3	20	2	0	4	27	41	16	6	0	.324
2005	Staten Island	.313	73	281	37	88	11	6	3	46	6	0	3	20	43	6	3	28	.365
2006	Tampa	.184	37	147	17	27	5	3	4	26	4	2	0	8	28	6	1	14	.223
	Charleston	.227	90	344	36	78	11	3	2	40	0	2	2	23	48	16	5	26	.278
2007	Charleston	.238	91	328	36	78	10	2	1	28	2	3	2	25	42	20	8	27	.293
	Tampa	.285	30	123	16	35	5	0	1	13	0	1	3	7	18	9	0	6	.336
2008	Tampa	.271	94	373	45	101	18	3	6	42	5	4	1	19	48	14	10	19	.305
2009	Trenton	.322	123	497	70	160	26	1	9	55	4	4	1	22	63	19	7	33	.349
2010	Scranton/WB	.289	118	464	55	134	25	3	4	50	3	2	5	32	60	23	5	14	.340
	NEW YORK-AL	.280	30	50	12	14	1	0	1	7	0	0	0	3	2	5	0	1	.321
2011	NEW YORK-AL	.265	112	309	38	82	18	2	5	30	6	1	0	22	37	22	6	20	.313
	GCL Yankees	.200	4	10	1	2	0	0	1	1	0	0	0	0	0	0	0	0	.200
	Tampa	.286	2	7	2	2	0	0	0	0	0	0	0	0	1	1	0	0	.286
	Scranton/WB	.227	38	163	18	37	4	0	2	16	0	2	0	7	28	16	3	5	.256
	NEW YORK-AL	.292	38	89	14	26	4	1	1	11	0	4	1	6	12	11	2	7	.330
2013	Tampa	.333	3	3	2	1	0	0	0	0	0	0	0	2	0	2	0	0	.600
	Charleston	.400	2	5	1	2	0	0	0	0	0	0	0	1	0	1	0	1	.500
	Trenton	.375	2	8	1	3	0	0	0	1	0	0	0	1	2	0	0	0	.444
	NEW YORK-AL	.260	90	304	38	79	17	4	3	28	4	5	3	20	51	10	3	14	.307
2014	Rochester	.282	11	39	7	11	1	0	1	6	0	1	0	1	8	1	0	2	.293
	New Britain	.400	4	10	1	4	0	1	0	0	0	0	0	3	2	1	0	1	.538
	MINNESOTA	.250	72	204	26	51	7	4	4	24	3	0	1	5	31	9	3	7	.271
2015	MINNESOTA	.282	72	188	23	53	14	1	4	20	2	1	1	12	29	8	4	3	.327
2016	MINNESOTA	.296	91	371	49	110	15	1	12	47	2	5	3	15	58	27	6	11	.325
	SAN FRANCISCO	.269	50	182	24	49	9	3	4	20	0	1	2	14	30	13	4	2	.327
	Minor League Totals	.269	779	2993	374	804	125	27	37	344	26	21	21	198	432	151	48	176	.316
	National League Totals	.269	50	182	24	49	9	3	4	20	0	1	2	14	30	13	4	2	.327
	American League Totals	.274	505	1515	200	415	76	13	30	167	17	16	9	83	220	92	24	63	.312
	Major League Totals	.273	555	1697	224	464	85	16	34	187	17	17	11	97	250	105	28	65	.314

NUÑEZ'S CAREER FIELDING RECORD

POSITION	PCT	G	PO	A	E	TC	DP	PB
Shortstop	.956	254	270	562	38	870	112	—
Third Base	.946	195	106	259	21	386	29	—
Second Base	.960	29	30	42	3	75	8	—
Outfield	.940	29	44	3	3	50	1	—
Totals	.953	507	450	866	65	1381	150	—

NUÑEZ'S DIVISION SERIES RECORD

YEAR	OPPONENT	AVG	G	AB	R	H	2B	3B	HR	RBI	SH	SF	HBP	BB	SO	SB	CS	E	OBP
2011	Detroit	.000	1	0	0	0	0	0	0	0	0	0	0	0	0	1	0	0	.000
2012	Baltimore	.200	3	5	2	1	1	0	0	0	0	0	0	0	0	0	0	0	.200
2016	Chicago-NL	.000	3	3	0	0	0	0	0	0	0	0	0	0	0	0	0	0	.000
Division Series Totals		.125	7	8	2	1	1	0	0	0	0	0	0	0	0	1	0	0	.125

NUÑEZ'S LEAGUE CHAMPIONSHIP SERIES RECORD

YEAR	OPPONENT	AVG	G	AB	R	H	2B	3B	HR	RBI	SH	SF	HBP	BB	SO	SB	CS	E	OBP
2012	Detroit	.333	2	6	2	2	0	1	1	1	0	0	0	0	0	1	0	1	.333

NUÑEZ'S ALL-STAR GAME RECORD

YEAR	HOST	AVG	G	AB	R	H	2B	3B	HR	RBI	SH	SF	HBP	BB	SO	SB	CS	E	OBP
2016	San Diego	.000	1	0	0	0	0	0	0	0	0	0	0	0	1	0	0	0	.000

2016 TEAM & INDIVIDUAL STATS



2016 FINAL STANDINGS

AMERICAN LEAGUE

EAST DIVISION	WON	LOST	PCT.	GB	HOME	ROAD
xBOSTON	93	69	.574	-	47- 34	46- 35
yBALTIMORE	89	73	.549	4.0	50- 31	39- 42
yTORONTO	89	73	.549	4.0	46- 35	43- 38
NEW YORK	84	78	.519	9.0	48- 33	36- 45
TAMPA BAY	68	94	.420	25.0	36- 45	32- 49

CENTRAL DIVISION	WON	LOST	PCT.	GB	HOME	ROAD
xCLEVELAND	94	67	.584	-	53- 28	41- 39
DETROIT	86	75	.534	8.0	45- 35	41- 40
KANSAS CITY	81	81	.500	13.5	47- 34	34- 47
CHICAGO	78	84	.481	16.5	45- 36	33- 48
MINNESOTA	59	103	.364	35.5	30- 51	29- 52

WEST DIVISION	WON	LOST	PCT.	GB	HOME	ROAD
xTEXAS	95	67	.586	-	53- 28	42- 39
SEATTLE	86	76	.531	9.0	44- 37	42- 39
HOUSTON	84	78	.519	11.0	43- 38	41- 40
LOS ANGELES	74	88	.457	21.0	40- 41	34- 47
OAKLAND	69	93	.426	26.0	34- 47	35- 46

NATIONAL LEAGUE

EAST DIVISION	WON	LOST	PCT.	GB	HOME	ROAD
xWASHINGTON	95	67	.586	-	50- 31	45- 36
yNEW YORK	87	75	.537	8.0	44- 37	43- 38
MIAMI	79	82	.491	15.5	40- 40	39- 42
PHILADELPHIA	71	91	.438	24.0	37- 44	34- 47
ATLANTA	68	93	.422	26.5	31- 50	37- 43

CENTRAL DIVISION	WON	LOST	PCT.	GB	HOME	ROAD
xCHICAGO	103	58	.640	-	57- 24	46- 34
ST. LOUIS	86	76	.531	17.5	38- 43	48- 33
PITTSBURGH	78	83	.484	25.0	38- 43	40- 40
MILWAUKEE	73	89	.451	30.5	41- 40	32- 49
CINCINNATI	68	94	.420	35.5	38- 43	30- 51

WEST DIVISION	WON	LOST	PCT.	GB	HOME	ROAD
xLOS ANGELES	91	71	.562	-	53- 28	38- 43
ySAN FRANCISCO	87	75	.537	4.0	45- 36	42- 39
COLORADO	75	87	.463	16.0	42- 39	33- 48
ARIZONA	69	93	.426	22.0	33- 48	36- 45
SAN DIEGO	68	94	.420	23.0	39- 42	29- 52

x-Division Champion

y-Wild Card

TWINS FINAL CLUB STATISTICS — 2016

	HOME		ROAD		TOTALS	
	W	L	W	L	W	L
VS. BALTIMORE	1	2	0	3	1	5
VS. BOSTON	1	2	2	2	3	4
VS. NEW YORK	1	3	1	2	2	5
VS. TAMPA BAY	1	3	2	1	3	4
VS. TORONTO	1	3	0	3	1	6
TOTALS VS. EAST	5	13	5	11	10	24
VS. CLEVELAND	4	5	5	5	9	10
VS. CHICAGO	4	6	3	6	7	12
VS. DETROIT	0	9	4	6	4	15
VS. KANSAS CITY	3	6	1	9	4	15
TOTALS VS. CENTRAL	11	26	13	26	24	52
VS. HOUSTON	1	3	1	2	2	5
VS. LOS ANGELES	3	0	1	2	4	2
VS. OAKLAND	2	1	0	3	2	4
VS. SEATTLE	1	2	3	0	4	2
VS. TEXAS	2	1	3	1	5	2
TOTALS VS. WEST	9	7	8	8	17	15
TOTALS VS. A.L.	25	46	26	45	51	91
VS. ATLANTA	0	2	2	0	2	2
VS. MIAMI	2	1	0	0	2	1
VS. MILWAUKEE	1	1	1	1	2	2
VS. WASHINGTON	0	0	0	3	0	3
VS. NEW YORK	0	0	0	3	0	3
VS. PHILADELPHIA	2	1	0	0	2	1
TOTALS VS. N.L.	5	5	3	7	8	12
OVERALL TOTALS	30	51	29	52	59	103

DOUBLEHEADERS (HOME)	WON 0	LOST 2	SPLIT 0
DOUBLEHEADERS (ROAD)	WON 0	LOST 0	SPLIT 0

	MIN	OPP		WON	LOST
DOUBLE PLAYS	172	117	STARTERS	37	71
TRIPLE PLAYS	0	0	RELIEVERS	22	32
LEFT ON BASE	1124	1096	STREAKS	4	13
GRAND SLAM HR	2	1			
HOME RUNS - HOME	98	114			
HOME RUNS - ROAD	102	107			

	HOME		ROAD		TOTALS	
	W	L	W	L	W	L
SHUTOUTS	1	2	2	6	3	8
SHO - INDIVIDUAL	1	0	0	0	1	0
EXTRA INNINGS	6	4	0	6	6	10
ONE-RUN DECISIONS	11	9	4	20	15	29
TWO-RUN DECISIONS	9	11	3	8	12	19
VS. LH STARTERS	12	11	9	14	21	25
VS. RH STARTERS	18	40	20	38	38	78
GRASS FIELDS	30	51	27	48	57	99
ARTIFICIAL FIELDS	0	0	2	4	2	4
DAY GAMES	10	22	10	16	20	38
NIGHT GAMES	20	29	19	36	39	65

ATTENDANCE

HOME	1,963,912 (81 DATES)	24,246 AVG
ROAD	2,215,948 (81 DATES)	27,357 AVG

TWINS FINAL PITCHING AND HITTING STATISTICS — 2016

PLAYER	AVG	G	AB	R	H	2B	3B	HR	RBI	SH	SF	HB	BB	SO	SB	CS	E	OBP
Arcia, O	.214	32	103	8	22	4	0	4	12	0	0	1	10	46	0	0	2	.289
Beresford, J	.227	10	22	0	5	1	0	0	0	1	0	0	1	6	0	0	1	.261
Buxton, B	.225	92	298	44	67	19	6	10	38	4	3	3	23	118	10	2	4	.284
Centeno, J	.261	55	176	16	46	12	1	3	25	3	0	1	12	38	0	0	6	.312
Dozier, B	.268	155	615	104	165	35	5	42	99	2	5	8	61	138	18	2	8	.340
Duffey, T	.000	26	1	0	0	0	0	0	0	1	0	0	0	1	0	0	1	.000
Escobar, E	.236	105	352	32	83	14	2	6	37	2	1	1	21	72	1	3	10	.280
RIGHT	.207		111		23	3	1	2	10	0	1	0	6	27				.246
LEFT	.249		241		60	11	1	4	27	2	0	1	15	45				.296
Grossman, R	.280	99	332	49	93	19	1	11	37	0	0	2	55	96	2	3	8	.386
RIGHT	.344		125		43	9	1	6	18	0	0	2	14	29				.418
LEFT	.242		207		50	10	0	5	19	0	0	0	41	67				.367
Kepler, M	.235	113	396	52	93	20	2	17	63	1	5	3	42	93	6	2	7	.309
Mastroianni, D	.000	7	9	1	0	0	0	0	0	0	0	0	2	4	1	0	0	.182
Mauer, J	.261	134	494	68	129	22	4	11	49	0	2	1	79	93	2	0	2	.363
Murphy, J	.146	26	82	4	12	3	0	1	3	2	1	0	5	19	0	0	1	.193
Nunez, E	.296	91	371	49	110	15	1	12	47	2	5	3	15	58	27	6	11	.325
Park, B	.191	62	215	28	41	9	1	12	24	0	3	5	21	80	1	0	1	.275
Plouffe, T	.260	84	319	35	83	13	1	12	47	1	3	2	19	60	1	0	7	.303
Polanco, J	.282	69	245	24	69	15	4	4	27	2	3	3	17	46	4	3	15	.332
RIGHT	.309		68		21	4	2	2	13	0	3	2	3	19				.342
LEFT	.271		177		48	11	2	2	14	2	0	1	14	27				.328
Rosario, E	.269	92	335	52	90	17	2	10	32	2	3	2	12	91	5	2	4	.295
Sano, M	.236	116	437	57	103	22	1	25	66	0	3	1	54	178	1	0	18	.319
Santana, D	.240	75	233	29	56	10	2	2	14	1	1	1	12	55	12	9	4	.279
RIGHT	.146		48		7	1	1	0	3	1	0	1	2	13				.196
LEFT	.265		185		49	9	1	2	11	0	1	0	10	42				.301
Schafer, L	.238	26	63	8	15	3	1	0	1	1	0	2	8	16	0	0	0	.342
Suzuki, K	.258	106	345	34	89	24	1	8	49	1	4	5	18	48	0	0	5	.301
Vargas, K	.230	47	152	27	35	11	0	10	20	0	1	0	24	57	0	0	1	.333
RIGHT	.378		45		17	4	0	5	10	0	0	0	7	12				.462
LEFT	.168		107		18	7	0	5	10	0	1	0	17	45				.280
PITCHERS	.125	162	24	1	3	0	0	0	0	2	0	0	2	14	0	0	11	.192
MINNESOTA	.251	162	5618	722	1409	288	35	200	690	27	43	44	513	1426	91	32	126	.316
OPPONENTS	.283	162	5722	889	1617	326	30	221	835	26	46	41	479	1191	78	20	86	.340

PITCHER	W	L	ERA	G	GS	CG	SH	SV	IP	H	R	ER	HR	HB	BB	SO	WP	BK	AVG
Abad, F	0	4	2.65	39	0	0	0	1	34.0	27	11	10	2	0	14	29	0	1	.220
Albers, A	0	0	5.82	6	2	0	0	0	17.0	27	16	11	5	0	6	16	1	0	.342
Berrios, J	3	7	8.02	14	14	0	0	0	58.1	74	56	52	12	5	35	49	1	0	.310
Boskers, B	2	0	4.25	37	0	0	0	0	36.0	35	21	17	3	1	7	37	1	0	.248
Chargois, J	1	1	4.70	25	0	0	0	0	23.0	25	12	12	0	1	12	17	3	0	.291
Dean, P	1	6	6.28	19	9	0	0	0	67.1	88	47	47	13	0	23	50	1	0	.321
Duffey, T	9	12	6.43	26	26	0	0	0	133.0	167	103	95	25	6	32	114	9	1	.301
Escobar, E	0	0	0.00	1	0	0	0	0	1.0	1	0	0	0	0	0	0	0	0	.250
Fien, C	1	0	7.90	14	0	0	0	0	13.2	21	12	12	5	0	3	12	1	0	.350
Gibson, K	6	11	5.07	25	25	1	0	0	147.1	175	89	83	20	4	55	104	9	0	.298
Graham, J	0	0	10.80	1	0	0	0	0	1.2	3	2	2	0	0	1	2	0	0	.375
Hughes, P	1	7	5.95	12	11	1	0	0	59.0	76	40	39	11	0	13	34	0	0	.313
Jepsen, K	2	5	6.16	33	0	0	0	7	30.2	42	22	21	7	0	12	22	2	0	.333
Kintzler, B	0	2	3.15	54	0	0	0	17	54.1	59	22	19	5	2	8	35	0	0	.276
Light, P	0	1	9.00	15	0	0	0	0	14.0	15	14	14	2	0	15	14	5	0	.259
May, T	2	2	5.27	44	0	0	0	0	42.2	39	26	25	7	2	17	60	10	0	.232
Mejia, A	0	0	7.71	1	0	0	0	0	2.1	5	2	2	0	0	1	0	0	0	.455
Meyer, A	0	1	12.27	2	1	0	0	0	3.2	8	5	5	1	0	4	5	2	0	.421
Milone, T	3	5	5.71	19	12	0	0	0	69.1	84	53	44	15	1	22	49	3	1	.299
Nolasco, R	4	8	5.13	21	21	0	0	0	124.2	139	77	71	18	3	29	93	4	0	.287
O'Rourke, R	0	1	3.96	26	0	0	0	0	25.0	18	13	11	3	1	10	24	2	1	.207
Perkins, G	0	0	9.00	2	0	0	0	0	2.0	5	2	2	0	0	1	3	2	0	.500
Pressly, R	6	7	3.70	72	0	0	0	1	75.1	79	34	31	8	2	23	67	7	0	.266
Ramirez, N	0	0	6.14	8	0	0	0	0	14.2	15	10	10	5	0	10	11	2	0	.278
Rogers, T	3	1	3.96	57	0	0	0	0	61.1	63	29	27	7	5	16	64	1	0	.260
Santana, E	7	11	3.38	30	30	2	1	0	181.1	168	78	68	19	4	53	149	11	3	.245
Santiago, H	3	6	5.58	11	11	0	0	0	61.1	65	39	38	13	1	22	37	1	0	.267
Tonkin, M	3	2	5.02	65	0	0	0	0	71.2	80	46	40	13	3	24	80	5	0	.280
Wimmers, A	1	3	4.15	16	0	0	0	0	17.1	14	8	8	2	0	11	14	0	0	.237
MINNESOTA	59	103	5.08	162	162	4	3	26	1443.0	1617	889	814	221	41	479	1191	83	7	.283
OPPONENTS	103	59	4.05	162	162	0	8	58	1466.1	1409	722	660	200	44	513	1426	54	6	.251

TWINS EJECTIONS

DATE	PLAYER/MGR/CH	UMPIRE	REASON
4/10 at Kansas City	Miguel Sano	John Hirschbeck	Arguing Balls and Strikes
5/2 at Houston	John Ryan Murphy	Jerry Layne	Arguing Balls and Strikes
5/4 at Houston	Ryan Pressly	Scott Barry	Arguing Balls and Strikes
5/4 at Houston	Paul Molitor	Scott Barry	Arguing Balls and Strikes

TWINS FINAL FIELDING STATISTICS — 2016

Fielding

PLAYER	PCT	G	GS	PO	A	E	TC	DP	TP	PB
PITCHERS										
Abad, F.	1.000	39	0	0	3	0	3	1	0	
Albers, A.	1.000	6	2	1	3	0	4	1	0	
Berrios, J.	.929	14	14	1	12	1	14	0	0	
Boshers, B.	.857	37	0	2	4	1	7	0	0	
Chargois, J.	1.000	25	0	0	1	0	1	0	0	
Dean, P.	1.000	19	9	1	8	0	9	0	0	
Duffey, T.	.957	26	26	9	13	1	23	1	0	
Escobar, E.	.000	1	0	0	0	0	0	0	0	
Fien, C.	1.000	14	0	0	1	0	1	0	0	
Gibson, K.	1.000	25	25	12	27	0	39	1	0	
Graham, J.	.000	1	0	0	0	0	0	0	0	
Hughes, P.	1.000	12	11	3	6	0	9	0	0	
Jepsen, K.	1.000	33	0	0	1	0	1	0	0	
Kintzler, B.	1.000	54	0	5	15	0	20	0	0	
Light, P.	1.000	15	0	2	5	0	7	1	0	
May, T.	.500	44	0	1	0	1	2	0	0	
Mejia, A.	1.000	1	0	0	2	0	2	0	0	
Meyer, A.	.000	2	1	0	0	0	0	0	0	
Milone, T.	1.000	19	12	3	12	0	15	0	0	
Nolasco, R.	.958	21	21	6	17	1	24	1	0	
O'Rourke, R.	1.000	26	0	3	2	0	5	0	0	
Perkins, G.	.000	2	0	0	0	0	0	0	0	
Pressly, R.	.929	72	0	3	10	1	14	1	0	
Ramirez, N.	1.000	8	0	1	1	0	2	0	0	
Rogers, T.	.850	57	0	4	13	3	20	1	0	
Santana, E.	.966	30	30	20	8	1	29	3	0	
Santiago, H.	1.000	11	11	3	0	0	3	0	0	
Tonkin, M.	1.000	65	0	0	7	0	7	2	0	
Wimmers, A.	.800	16	0	3	1	1	5	0	0	
CATCHERS										
Centeno, J.	.983	53	47	321	34	6	361	3	0	5
Murphy, J.	.995	25	23	187	12	1	200	0	0	3
Suzuki, K.	.993	99	92	679	28	5	712	2	0	1
FIRST BASE										
Beresford, J.	.971	6	4	28	5	1	34	6	0	
Kepler, M.	1.000	2	0	5	0	0	5	0	0	
Mauer, J.	.998	95	93	811	53	2	866	91	0	
Park, B.	.995	24	24	189	17	1	207	25	0	
Plouffe, T.	.991	13	13	106	10	1	117	10	0	
Vargas, K.	.996	32	28	240	14	1	255	27	0	
SECOND BASE										
Beresford, J.	1.000	1	0	0	1	0	1	0	0	
Dozier, B.	.989	151	151	286	419	8	713	118	0	
Escobar, E.	1.000	6	2	5	8	0	13	3	0	
Nunez, E.	.882	5	4	7	8	2	17	2	0	
Polanco, J.	.958	5	5	9	14	1	24	3	0	
Santana, D.	.000	3	0	0	0	0	0	0	0	
THIRD BASE										
Beresford, J.	1.000	3	2	1	5	0	6	2	0	
Escobar, E.	.980	23	20	13	35	1	49	4	0	
Nunez, E.	.957	33	28	25	42	3	70	7	0	
Plouffe, T.	.960	63	60	31	114	6	151	13	0	
Polanco, J.	.864	9	9	2	17	3	22	2	0	
Sano, M.	.896	42	42	35	94	15	144	10	0	
Santana, D.	.833	1	1	1	4	1	6	0	0	
SHORTSTOP										
Escobar, E.	.970	71	66	87	200	9	296	62	0	
Nunez, E.	.970	51	49	54	137	6	197	33	0	
Polanco, J.	.942	47	45	50	128	11	189	26	0	
Santana, D.	1.000	3	2	6	8	0	14	1	0	
OUTFIELDERS										
Arcia, O.	.963	29	26	50	2	2	54	0	0	
Buxton, B.	.984	92	88	243	2	4	249	0	0	
Escobar, E.	.000	2	0	0	0	0	0	0	0	
Grossman, R.	.940	75	72	122	4	8	134	1	0	
Kepler, M.	.971	112	101	224	9	7	240	4	0	
Mastroianni, D.	1.000	6	3	4	0	0	4	0	0	
Rosario, E.	.979	89	81	176	10	4	190	0	0	
Sano, M.	.962	38	37	75	0	3	78	0	0	
Santana, D.	.979	61	59	136	2	3	141	1	0	
Schafer, L.	1.000	22	19	38	2	0	40	0	0	
TOTALS	.979	162	162	4329	1619	126	6065	126	0	9

TWINS 2016 DAY-BY-DAY

Date	Opp.	Score	W/L	Rcd.	Pos.	GA/GB	Daily Attendance	Total Hm Att.	Date	Winner/Loser/Save
APRIL (7-17) Batting: .239 (198-for-827) Pitching: 7-17-2, 3.97 ERA (215.1 IP, 95 ER)										
4	-----at BAL	2-3	L	0-1	T4th	-1.5	45,785			Britton/Jepsen
5	-----OFF DAY									
6	-----at BAL	2-4	L	0-2	5th	-2.0	12,622			Gallardo/Gibson/Britton
7	-----at BAL	2-4	L	0-3	5th	-2.5	11,142			Jimenez/Hughes/O'Day
8	-----at KC	3-4	L	0-4	5th	-3.5	27,166			Soria/Jepsen/Davis
9	-----at KC	0-7	L	0-5	5th	-3.5	31,001			Kennedy/Milone
10	-----at KC	^3-4	L	0-6	5th	-4.5	35,317			Davis/May
11	-----CWS	1-4	L	0-7	5th	-5.0	*40,638	40,638	1	Quintana/Gibson/Robertson
12	-----OFF DAY				5th	-5.0				
13	-----CWS	0-3	L	0-8	5th	-6.0	21,008	61,646	2	Rodon/Hughes/Robertson
14	-----CWS	1-3	L	0-9	5th	-7.0	19,736	81,382	3	Latos/Santana/Robertson
15	-----LAA	5-4	W	1-9	5th	-7.0	22,461	103,843	4	Fien/Salas/Jepsen
16	-----LAA	6-4	W	2-9	5th	-6.0	27,464	131,307	5	Pressly/Smith/Jepsen
17	-----LAA	^3-2	W	3-9	5th	-5.0	25,932	157,239	6	Tonkin/Rasmus
18	-----MIL	#7-4	W	4-9	5th	-4.5	21,078	178,317	7	Hughes/Anderson
19	-----MIL	5-6	L	4-10	5th	-5.5	17,597	195,914	8	Thornburg/Jepsen/Jeffress
20	-----at MIL	5-10	L	4-11	5th	-6.0	21,078			Nelson/Pressly
21	-----at MIL	8-1	W	5-11	5th	-5.5	30,107			Nolasco/Jungmann
22	-----at WAS	4-8	L	5-12	5th	-6.5	27,684			Gonzalez/Gibson
23	-----at WAS	0-2	L	5-13	5th	-7.0	35,974			Roark/Hughes/Papelbon
24	-----at WAS	^5-6	L	5-14	5th	-8.0	35,397			Perez/Tonkin
25	-----CLE	4-3	W	6-14	5th	-8.0	17,503	213,417	9	Jepsen/McAllister
26	-----CLE	6-5	W	7-14	5th	-8.0	17,493	230,910	10	Jepsen/Allen
27	-----CLE	5-6	L	7-15	5th	-9.0	17,746	248,656	11	Tomlin/Berrios/Allen
28	-----OFF DAY				5th	-8.5				
29	-----DET	2-9	L	7-16	5th	-8.5	23,049	271,705	12	Fulmer/Hughes
30	-----DET	1-4	L	7-17	5th	-9.5	31,109	302,814	13	Zimmermann/Duffey/Rodriguez
MAY (8-19) Batting: .239 (218-for-912) Pitching: 8-19-4, 5.96 ERA (234.0 IP, 155 ER)										
1	-----DET	5-6	L	7-18	5th	-10.5	24,749	327,563	14	Lowe/Pressly/Rodriguez
2	-----at HOU	6-2	W	8-18	5th	-10.0	18,243			Berrios/Keuchel
3	-----at HOU	4-6	L	8-19	5th	-11.0	21,153			McHugh/Meyer/Gregerson
4	-----at HOU	4-16	L	8-20	5th	-11.0	20,847			Feldman/Hughes
5	-----OFF DAY				5th	-10.5				
6	-----at CWS	4-10	L	8-21	5th	-11.5	23,054			Latos/Nolasco
7	-----at CWS	2-7	L	8-22	5th	-12.5	28,049			Sale/E.Santana
8	-----at CWS	1-3	L	8-23	5th	-13.5	23,801			Quintana/Duffey/Robertson
9	-----BAL				5th	-14.0				--Postponed, Inclement Weather -- Scheduled makeup 7/28 --
10	-----BAL	3-5	L	8-24	5th	-14.0	21,586	349,149	15	O'Day/Jepsen/Britton
11	-----BAL	2-9	L	8-25	5th	-14.0	25,094	374,243	16	Wilson/Hughes
12	-----OFF DAY				5th	-14.0				
13	-----at CLE	6-7	L	8-26	5th	-15.0	17,803			McAllister/May/Allen
14	-----at CLE	6-3	W	9-26	5th	-14.0	15,428			Santana/Kluber
15	-----at CLE	5-1	W	10-26	5th	-13.0	13,236			Duffey/Bauer
16	-----at DET	8-10	L	10-27	5th	-13.5	25,925			Zimmermann/Dean/Rodriguez
17	-----at DET	2-7	L	10-28	5th	-13.5	27,652			Ryan/Tonkin
18	-----at DET	3-6	L	10-29	5th	-13.5	29,035			Verlander/Nolasco/Rodriguez
19	-----TOR	^2-3	L	10-30	5th	-14.5	25,435	399,678	17	Osuna/Pressly/Biagini
20	-----TOR	3-9	L	10-31	5th	-14.5	29,396	429,074	18	Sanchez/Duffey
21	-----TOR	5-3	W	11-31	5th	-13.5	30,460	459,534	19	Abad/Happ/Jepsen
22	-----TOR	1-3	L	11-32	5th	-14.5	33,421	492,955	20	Stroman/Hughes/Osuna
23	-----KC	4-10	L	11-33	5th	-15.0	17,886	510,841	21	Moylan/Nolasco
24	-----KC	4-7	L	11-34	5th	-15.0	23,541	534,382	22	Volquez/Santana/Davis
25	-----KC	7-5	W	12-34	5th	-14.0	27,233	561,615	23	Duffey/Gee/Jepsen
26	-----OFF DAY				5th	-14.0				
27	-----at SEA	7-2	W	13-34	5th	-13.0	40,921			Dean/Hernandez
28	-----at SEA	6-5	W	14-34	5th	-12.5	28,309			Pressly/Vincent/Jepsen
29	-----at SEA	5-4	W	15-34	5th	-12.0	33,748			Nolasco/Walker/Jepsen
30	-----at OAK	2-3	L	15-35	5th	-13.0	17,248			Graveman/Santana/Madson
31	-----at OAK	4-7	L	15-36	5th	-14.0	12,767			Dull/Duffey/Axford
JUNE (10-17) Batting: .257 (239-for-931) Pitching: 10-17-5, 5.50 ERA (239.0 IP, 146 ER)										
1	-----at OAK	1-5	L	15-37	5th	-15.0	11,345			Manaea/Dean
2	-----TB	6-4	W	16-37	5th	-14.0	20,193	581,808	24	Rogers/Ramirez/Jepsen
3	-----TB	2-4	L	16-38	5th	-14.0	21,134	602,942	25	Ramirez/Nolasco/Colome
4	-----TB	4-7	L	16-39	5th	-14.5	26,613	629,555	26	Andriese/E.Santana/Colome
5	-----TB	5-7	L	16-40	5th	-16.0	25,510	655,065	27	Cedeno/Jepsen/Colome

TWINS 2016 DAY-BY-DAY

Date	Opp.	Score	W/L	Rcd.	Pos.	GA/ GB	Daily Attendance	Total Hm Att.	Date	Winner/Loser/Save
JUNE CONTINUED (10-17)										
						Batting: .257 (239-for-931)			Pitching: 10-17-5, 5.50 ERA (239.0 IP, 146 ER)	
6-----OFF DAY										
7-----	MIA	^6-4	W	17-40	5th	-15.0	19,020	674,085	28	Boshers/McGowan
8-----	MIA	7-5	W	18-40	5th	-14.0	21,527	695,612	29	Rogers/Wittgren/Kintzler
9-----	MIA	3-10	L	18-41	5th	-15.0	18,792	714,404	30	Koehler/Santana
10-----	BOS	1-8	L	18-42	5th	-16.0	22,786	737,190	31	Wright/Duffey
11-----	BOS	4-15	L	18-43	5th	-16.0	28,633	765,823	32	Hembree/Gibson
12-----	BOS	^7-4	W	19-43	5th	-16.0	26,087	791,910	33	Tonkin/Barnes
13-----	at LAA	9-4	W	20-43	5th	-15.0	36,424			Nolasco/Weaver
14-----	at LAA	4-5	L	20-44	5th	-15.0	36,272			Chacin/Santana/Street
15-----	at LAA	2-10	L	20-45	5th	-15.0	36,717			Santiago/Duffey
16-----	NY Yankees	1-4	L	20-46	5th	-15.5	23,751	815,661	34	Sabathia/Gibson/Chapman
17-----	NY Yankees	2-8	L	20-47	5th	-16.5	23,161	838,822	35	Tanaka/Dean
18-----	NY Yankees	6-7	L	20-48	5th	-16.5	30,760	869,582	36	Miller/Abad/Chapman
19-----	NY Yankees	7-4	W	21-48	5th	-17.5	29,553	899,135	37	E.Santana/Eovaldi/Kintzler
20-----OFF DAY										
21-----	PHI	14-10	W	22-48	5th	-18.0	25,714	924,849	38	Boshers/Nola/Kintzler
22-----	PHI	6-5	W	23-48	5th	-18.0	25,032	949,881	39	Rogers/D.Hernandez/Abad
23-----	PHI	3-7	L	23-49	5th	-18.5	30,012	979,893	40	Eickhoff/Nolasco
24-----	at NY Yankees	3-5	L	23-50	5th	-19.5	44,808			Tanaka/Milone/Chapman
25-----	at NY Yankees	1-2	L	23-51	5th	-20.5	40,075			Miller/Pressly/Chapman
26-----	at NY Yankees	7-1	W	24-51	5th	-21.0	38,673			Duffey/Eovaldi
27-----OFF DAY										
28-----	at CWS	4-0	W	25-51	5th	-21.0	22,072			Gibson/Quintana
29-----	at CWS	6-9	L	25-52	5th	-22.0	18,571			Shields/Nolasco/Jones
30-----	at CWS	5-6	L	25-53	5th	-23.0	26,158			Jones/Abad/Robertson
JULY (15-11)										
						Batting: .269 (247-for-918)			Pitching: 15-11-6, 3.80 ERA (237.0 IP, 100 ER)	
1-----	TEX	^2-3	L	25-54	5th	-24.0	25,530	1,005,423	41	Bush/Abad/Dyson
2-----	TEX	17-5	W	26-54	5th	-23.0	21,466	1,026,889	42	Duffey/Gonzalez
3-----	TEX	5-4	W	27-54	5th	-22.0	26,942	1,053,831	43	Gibson/Hamels/Kintzler
4-----	OAK	1-3	L	27-55	5th	-23.0	23,100	1,076,931	44	Graveman/Nolasco/Madson
5-----	OAK	11-4	W	28-55	5th	-23.0	16,938	1,093,869	45	Milone/Manaea
6-----	OAK	4-0	W	29-55	5th	-22.0	27,657	1,121,526	46	Santana/Gray
7-----	at TEX	10-1	W	30-55	5th	-21.0	43,934			Duffey/Gonzalez
8-----	at TEX	5-6	L	30-56	5th	-21.5	40,330			Barnette/Pressley/Dyson
9-----	at TEX	8-6	W	31-56	5th	-21.0	37,708			Nolasco/Loshe/Kintzler
10-----	at TEX	15-5	W	32-56	5th	-20.0	31,978			Milone/Griffin
11-----	HR Derby Champion: Giancarlo Stanton									
12-----	ALL 4, N.L. 2 - Petco Park in San Diego, CA - Kluber/Cueto/Britton									
13-----ALL STAR BREAK										
14-----ALL STAR BREAK										
15-----	CLE	2-5	L	32-57	5th	-21.0	27,074	1,148,600	47	Carrasco/Santana/Allen
16-----	CLE	^5-4	W	33-57	5th	-20.0	29,447	1,178,047	48	May/Colon
17-----	CLE	1-6	L	33-58	5th	-21.0	25,692	1,203,739	49	Tomlin/Gibson
18-----	at DET	0-1	L	33-59	5th	-21.0	29,290			Boyd/Nolasco/Rodriguez
19-----	at DET	6-2	W	34-59	5th	-21.0	32,030			Milone/Sanchez
20-----	at DET	4-1	W	35-59	5th	-21.0	35,020			Pressly/Rodriguez/Kintzler
21-----	at BOS	2-13	L	35-60	5th	-21.5	37,566			Wright/Duffey
22-----	at BOS	2-1	W	36-60	5th	20.5	37,001			Gibson/Rodriguez/Kintzler
23-----	at BOS	11-9	W	37-60	5th	-19.5	37,600			Pressly/Layne/Kintzler
24-----	at BOS	7-8	L	37-61	5th	-19.5	36,806			Porcello/Milone/Ziegler
25-----OFF DAY										
26-----	ATL	0-2	L	37-62	5th	-20.5	26,990	1,230,729	50	Harrell/Santana/Johnson
27-----	ATL	7-9	L	37-63	5th	-20.5	29,482	1,260,211	51	Foltynewicz/Duffey/Johnson
28-----	BAL#	6-2	W	38-63	5th	-20.0	22,569	1,282,480	52	Pressly/Despaigne
29-----	CWS	^2-1	W	39-63	5th	-20.0	23,983	1,306,463	53	May/Jennings
30-----	CWS	^5-6	L	39-64	5th	-21.0	27,914	1,334,377	54	Ynoa/Abad/Robertson
31-----	CWS	6-4	W	40-64	5th	-21.0	29,670	1,364,047	55	Santana/Rodon/Pressly
AUGUST (9-20)										
						Batting: .270 (278-for-1031)			Pitching: 9-20-4, 6.21 ERA (252.1 IP, 174 ER)	
1-----	at CLE	12-5	W	41-64	5th	-20.0	15,018			Berrios/Salazar
2-----	at CLE	10-6	W	42-64	5th	-19.0	15,835			Pressly/Carrasco
3-----	at CLE	13-5	W	43-64	5th	-18.0	17,176			Duffey/Bauer
4-----	at CLE	2-9	L	43-65	5th	-19.0	19,193			Otero/Santiago
5-----	at TB	6-2	W	44-65	5th	-18.0	12,161			Santana/Ramirez
6-----	at TB	3-7	L	44-66	5th	-19.0	15,603			Archer/Berrios/Colome
7-----	at TB	6-3	W	45-66	5th	-18.0	12,649			Gibson/Andriese/Kintzler

TWINS 2016 DAY-BY-DAY

Date	Opp.	Score	W/L	Rcd.	Pos.	GA/GB	Daily Attendance	Total Hm Att.	Date	Winner/Loser/Save	
AUGUST CONTINUED (9-20)											
						Batting: .270 (278-for-1031)	Pitching: 9-20-4, 6.21 ERA (252.1 IP, 174 ER)				
8	-----HOU	3-1	W	46-66	5th	-17.5	20,978	1,385,025	56	Duffey/McHugh/Kintzler	
9	-----HOU	5-7	L	46-67	5th	-18.5	22,261	1,407,286	57	Fiers/Santiago/Giles	
10	-----HOU				5th	-18.0				-- Postponed, Inclement Weather -- DH Scheduled for 8/11 --	
11	-----HOU	7-15	L	46-68	5th	-19.0	25,960	1,433,246	58	Fister/Berrios	
	-----HOU###	2-10	L	46-69	5th	-19.5	24,935	1,458,181	59	Devenski/Milone	
12	-----KC	3-7	L	46-70	5th	-20.5	24,617	1,482,798	60	Ventura/Gibson	
13	-----KC	5-3	W	47-70	5th	-20.5	30,147	1,512,945	61	Duffey/Gee/Kintzler	
14	-----KC	4-11	L	47-71	5th	-21.5	31,730	1,544,675	62	Volquez/Santiago/Young	
15	-----OFF DAY				5th	-21.0					
16	-----at ATL	4-2	W	48-71	5th	-21.0	17,611			Santana/De La Cruz/Kintzler	
17	-----at ATL	10-3	W	49-71	5th	-20.0	19,304			Gibson/O'Flaherty	
18	-----at KC	1-8	L	49-72	5th	-21.0	30,599			Gee/Duffey	
19	-----at KC	^4-5	L	49-73	5th	-20.0	28,403			Wang/Chargois	
20	-----at KC	0-10	L	49-74	5th	-22.0	29,268			Kennedy/Santiago	
21	-----at KC	1-2	L	49-75	5th	-23.0	32,996			Duffy/Santana/Herrera	
22	-----OFF DAY				5th	-23.5					
23	-----DET	3-8	L	49-76	5th	-23.5	24,379	1,569,054	63	Sanchez/Gibson	
24	-----DET	4-9	L	49-77	5th	-23.5	24,309	1,593,363	64	Boyd/Duffey	
25	-----DET	5-8	L	49-78	5th	-23.5	26,437	1,619,800	65	Norris/Berrios/Rodriguez	
26	-----at TOR	8-15	L	49-79	5th	-24.5	42,534			Liriano/Dean	
27	-----at TOR	7-8	L	49-80	5th	-24.5	47,485			Grilli/Presly/Osuna	
28	-----at TOR	6-9	L	49-81	5th	-24.5	47,444			Feldman/Light	
29	-----at CLE	^0-1	L	49-82	5th	-25.5	11,327			McAllister/Kintzler	
30	-----at CLE	4-5	L	49-83	5th	-26.5	11,937			Otero/Wimmers/Miller	
31	-----at CLE	4-8	L	49-84	5th	-27.5	11,811			Kluber/Dean/Shaw	
SEPT/OCT (10-19)											
						Batting: .229 (229-for-999)	Pitching: 10-19-5 (265.1 IP, 144 ER)				
1	-----CWS	8-5	W	50-84	5th	-27.0	20,329	1,640,129	66	Santana/Quintana/Kintzler	
2	-----CWS	4-11	L	50-85	5th	-28.0	20,806	1,660,935	67	Rodon/Gibson	
3	-----CWS	11-3	W	51-85	5th	-28.0	22,274	1,683,209	68	Santiago/Shields	
4	-----CWS	^11-13	L	51-86	5th	-29.0	22,595	1,705,804	69	Minaya/Dean/Kahala	
5	-----KC	5-11	L	51-87	5th	-29.0	20,992	1,726,796	70	Kennedy/Berrios	
6	-----KC	3-10	L	51-88	5th	-29.0	22,194	1,748,990	71	Herrera/Kintzler	
7	-----KC	6-5	W	52-88	5th	-29.0	17,972	1,766,962	72	Wimmers/Soria/Kintzler	
8	-----OFF DAY				5th	-29.5					
9	-----CLE	4-5	L	52-89	5th	-30.5	20,173	1,787,135	73	Colon/Duffey/Allen	
10	-----CLE	^2-1	W	53-89	5th	-29.5	23,584	1,810,719	74	Chargois/Colon	
11	-----CLE	1-7	L	53-90	5th	-30.5	20,301	1,831,020	75	Kluber/Berrios	
12	-----at DET	2-4	L	53-91	5th	-30.5	28,093			Greene/Wimmers/Rodriguez	
13	-----at DET	8-1	W	54-91	5th	-29.5	26,393			Gibson/Boyd	
14	-----at DET	6-9	L	54-92	5th	-30.5	27,953			Greene/Presly/Rodriguez	
15	-----at DET	5-1	W	55-92	5th	-29.5	26,932			Santiago/Pelfrey	
16	-----at NYM	0-3	L	55-93	5th	-30.5	33,338			Colón/Berrios/Familia	
17	-----at NYM	^2-3	L	55-94	5th	-31.5	36,941			Edgin/O'Rourke	
18	-----at NYM	2-3	L	55-95	5th	-31.5	28,926			Goeddel/Gibson/Blevins	
19	-----OFF DAY				5th	-31.5					
20	-----DET	1-8	L	55-96	5th	-32.5	23,395	1,854,415	76	Boyd/Santiago	
21	-----DET				5th	-33.0				-- Postponed, Inclement Weather -- DH Scheduled for 9/22 --	
22	-----DET####	2-9	L	55-97	5th	-34.0	18,374	1,872,789	77	Wilson/Wimmers	
	-----DET	2-4	L	55-98	5th	-34.5	21,599	1,894,388	78	Verlander/Santana/Rodriguez	
23	-----SEA	1-10	L	55-99	5th	-35.5	22,683	1,917,071	79	Paxton/Gibson	
24	-----SEA	3-2	W	56-99	5th	-34.5	24,749	1,941,820	80	Duffey/Miranda/Kintzler	
25	-----SEA	3-4	L	56-100	5th	-34.5	24,245	1,963,912	81	Walker/Santiago/Diaz	
26	-----OFF DAY				5th	-35.0					
27	-----at KC	^3-4	L	56-101	5th	-35.0	28,435			Pounders/Milone	
28	-----at KC	2-5	L	56-102	5th	-35.0	23,437			Soria/Rogers/Davis	
29	-----at KC	7-6	W	57-102	5th	-34.5	29,566			Tonkin/Herrera/Kintzler	
30	-----at CWS	3-7	L	57-103	5th	-35.5	19,007			Rodon/Duffey	
1	-----at CWS	6-0	W	58-103	5th	-35.5	25,730			Santiago/Shields	
2	-----at CWS	6-3	W	59-103	5th	-35.5	21,904			Berrios/Sale/Kintzler	

All game times are listed as Central

* - Denotes Sellout (1 in 2016) ^ - Denotes Extra-Innings (Twins went 6-10 in extra-innings)

- Rain shortened game ended after 6.0 innings.

- Makeup game from May 9 vs. BAL. ### - Makeup game from August 10 vs. HOU. #### - Makeup game from Sept. 21 vs. DET

TWINS 2016 HOME RUNS

HOME RUNS BY POSITION

C	1B	2B	3B	SS	LF	CF	RF	DH	PH	TOTAL
11	26	41	22	15	19	15	28	19	4	200

OSWALDO ARCIA (4)

No.	Date	Opp.	Runs	Pitcher
1	4/16	LAA	1	Joe Smith
2	4/20	MIL	2	Jimmy Nelson
3	4/25	CLE	1	Zach McAllister
4	5/6	at CWS	2	Mat Latos

BYRON BUXTON (10)

No.	Date	Opp.	Runs	Pitcher
1	6/13	at LAA	1	Jered Weaver
2	9/1	CWS	3	Jose Quintana
3	9/3	CWS	2	James Shields
4	9/4	CWS	4	Anthony Ranaudo
5	9/7	KC	1	Kevin Herrera
6	9/9	CLE	2	Danny Salazar
7	9/17	at NYM	1	Hansel Robles
8	9/22	DET	1	Justin Verlander
9	10/1	at CWS	2	James Shields
10	10/2	at CWS	1	Chris Sale

JUAN CENTENO (3)

No.	Date	Opp.	Runs	Pitcher
1	5/14	at CLE	2	Corey Kluber
2	6/26	at NYY	1	Kirby Yates
3	9/22	DET	1	Justin Verlander

BRIAN DOZIER (42)

No.	Date	Opp.	Runs	Pitcher
1	4/10	KC	1	Luke Hochevar
2	4/21	at MIL	1	Sam Freeman
3	4/24	at WSH	3	Stephen Strasburg
4	5/4	at HOU	3	Mike Fiers
5	5/25	KC	1	Dillon Gee
6	6/2	TB	1	Matt Moore
7	6/7	MIA	2	Dustin McGowan
8	6/19	NYY	1	Kirby Yates
9	6/25	at NYY	1	Michael Pineda
10	6/26	at NYY	2	Nathan Eovaldi
11	6/28	at CWS	1	Jose Quintana
12	6/28	at CWS	3	Jose Quintana
13	6/30	at CWS	1	Carlos Rodon
14	7/10	at TEX	1	Cesar Ramos
15	7/15	CLE	1	Carlos Carrasco
16	7/19	at DET	2	Bruce Rondon
17	7/22	at BOS	1	Eduardo Rodriguez
18	7/31	CWS	1	Carlos Rodon
19	7/31	CWS	1	Carson Fulmer
20	8/2	at CLE	2	Carlos Carrasco
21	8/3	at CLE	3	Dan Otero
22	8/4	at CLE	1	Mike Clevinger
23	8/9	HOU	1	Mike Fiers
24	8/12	KC	2	Yordano Ventura
25	8/13	KC	1	Dillon Gee
26	8/14	KC	1	Edinson Volquez
27	8/18	at KC	1	Dillon Gee
28	8/19	at KC	1	Edinson Volquez
29	8/23	DET	1	Anibal Sanchez
30	8/24	DET	1	Matt Boyd
31	8/30	at CLE	1	Josh Tomlin
32	8/31	at CLE	2	Corey Kluber
33	9/2	CWS	3	Carlos Rodon
34	9/3	CWS	1	James Shields
35	9/4	CWS	1	Anthony Ranaudo
36	9/5	KC	1	Ian Kennedy
37	9/5	KC	2	Ian Kennedy
38	9/5	KC	1	Brooks Pounders
39	9/6	KC	1	Dillon Gee
40	9/12	at DET	1	Daniel Norris
41	9/14	at DET	1	Anibal Sanchez
42	9/22	DET	2	Anibal Sanchez

EDUARDO ESCOBAR (6)

No.	Date	Opp.	Runs	Pitcher
1	6/17	NYY	1	Nick Goody
2	6/18	NYY	1	Aroldis Chapman
3	7/10	at TEX	2	Cesar Ramos
4	7/30	CWS	3	Matt Albers
5	8/2	at CLE	2	Austin Adams
6	9/27	at KC	1	Ian Kennedy

ROBBIE GROSSMAN (11)

No.	Date	Opp.	Runs	Pitcher
1	5/20	TOR	1	Chad Girodo
2	5/29	at SEA	1	Taijuan Walker
3	6/5	TB	1	Drew Smyly

4	6/7	MIA	1	David Phelps
5	6/13	at LAA	1	Al Alburquerque
6	6/30	at CWS	1	Carlos Rodon
7	8/9	HOU	2	Mike Fiers
8	8/13	KC	1	Dillon Gee
9	8/24	DET	1	Matt Boyd
10	9/7	KC	1	Danny Duffy
11	9/20	DET	1	Matt Boyd

MAX KEPLER (17)

No.	Date	Opp.	Runs	Pitcher
1	6/12	BOS	3	Matt Barnes
2	6/19	NYY	1	Nathan Eovaldi
3	6/26	at NYY	1	Nathan Eovaldi
4	7/2	TEX	3	Cesar Ramos
5	7/2	TEX	3	Luke Jackson
6	7/5	OAK	1	Sean Manaea
7	7/7	at TEX	2	Shawn Tolson
8	7/10	at TEX	4	A.J. Griffin
9	7/17	CLE	1	Josh Tomlin
10	7/20	at DET	1	Francisco Rodriguez
11	7/28	BAL	1	Odrismer Despaigne
12	8/1	at CLE	2	Danny Salazar
13	8/1	at CLE	2	Danny Salazar
14	8/1	at CLE	2	Cody Anderson
15	8/2	at CLE	2	Carlos Carrasco
16	8/31	at CLE	1	Corey Kluber
17	9/25	SEA	1	Taijuan Walker

JOE MAUER (11)

No.	Date	Opp.	Runs	Pitcher
1	4/7	at BAL	1	Ubaldo Jimenez
2	5/17	at DET	1	Mike Pelfrey
3	5/23	KC	1	Ian Kennedy
4	5/27	at SEA	1	Joel Peralta
5	5/28	at SEA	2	Wade Miley
6	5/29	at SEA	1	Taijuan Walker
7	6/8	MIA	1	Wei-Yin Chen
8	7/20	at DET	1	Justin Verlander
9	8/1	at CLE	1	Andrew Miller
10	8/16	at ATL	1	Jose Ramirez
11	9/9	CLE	1	Danny Salazar

JOHN RYAN MURPHY (1)

No.	Date	Opp.	Runs	Pitcher
1	9/4	CWS	1	Anthony Ranaudo

EDUARDO NUNEZ (12)

No.	Date	Opp.	Runs	Pitcher
1	5/2	at HOU	1	Josh Fields
2	5/13	at CLE	1	Brian Shaw
3	5/21	TOR	3	Gavin Floyd
4	5/25	KC	1	Dillon Gee
5	5/28	at SEA	1	Wade Miley
6	6/2	TB	1	Matt Moore
7	6/5	TB	1	Xavier Cedeno
8	6/7	MIA	1	Adam Conley
9	6/7	MIA	1	Adam Conley
10	6/26	at NYY	1	Luis Cessa
11	6/29	at CWS	1	James Shields
12	7/9	at TEX	2	Kyle Lohse

BYUNG HO PARK (12)

No.	Date	Opp.	Runs	Pitcher
1	4/8	at KC	1	Joakim Soria
2	4/16	LAA	1	Joe Smith
3	4/18	MIL	1	Chase Anderson
4	4/19	MIL	1	Tyler Thornburg
5	4/27	CLE	1	Josh Tomlin
6	4/30	DET	1	Jordan Zimmerman
7	5/3	at HOU	1	Colin McHugh
8	5/13	at CLE	1	Josh Tomlin
9	5/13	at CLE	2	Josh Tomlin
10	6/5	TB	1	Drew Smyly
11	6/8	MIA	1	Wei-Yin Chen
12	6/18	NYY	2	Michael Pineda

TREVOR PLOUFFE (12)

No.	Date	Opp.	Runs	Pitcher
1	4/6	at BAL	1	Mychal Givens
2	4/16	LAA	1	Jered Weaver
3	5/10	BAL	2	Kevin Gausman
4	6/8	MIA	1	Wei-Yin Chen
5	6/13	at LAA	3	Jered Weaver
6	6/26	at NYY	1	Nathan Eovaldi

7	7/1	TEX	2	Martin Perez
8	8/26	at TOR	1	Francisco Liriano
9	8/27	at TOR	2	Bo Schultz
10	9/1	CWS	2	Jose Quintana
11	9/3	CWS	3	Jacob Turner
12	9/6	KC	1	Dillon Gee

JORGE POLANCO (4)

No.	Date	Opp.	Runs	Pitcher
1	5/15	at CLE	1	Trevor Bauer
2	9/13	at DET	2	Matt Boyd
3	9/24	SEA	1	Ariel Miranda
4	10/1	at CWS	2	James Shields

EDDIE ROSARIO (10)

No.	Date	Opp.	Runs	Pitcher
1	4/19	MIL	2	Tyler Thornburg
2	4/20	at MIL	1	Jimmy Nelson
3	4/26	CLE	1	Cody Anderson
4	7/9	at TEX	1	Kyle Lohse
5	7/20	at DET	2	Francisco Rodriguez
6	8/1	at CLE	1	Danny Salazar
7	8/5	at TB	2	Erasmus Ramirez
8	8/13	KC	2	Dillon Gee
9	9/6	KC	1	Dillon Gee
10	9/17	at NYM	1	Seth Lugo

MIGUEL SANO (25)

No.	Date	Opp.	Runs	Pitcher
1	4/18	MIL	1	Chase Anderson
2	4/21	at MIL	1	Carlos Torres
3	4/22	at WSH	1	Felipe Rivero
4	5/11	BAL	1	Tyler Wilson
5	5/13	at CLE	1	Josh Tomlin
6	5/16	at DET	1	Jordan Zimmerman
7	5/17	at DET	1	Mike Pelfrey
8	5/25	KC	2	Dillon Gee
9	5/27	at SEA	1	Felix Hernandez
10	5/28	at SEA	2	Wade Miley
11	5/29	at SEA	1	Taijuan Walker
12	7/2	TEX	2	Cesar Ramos
13	7/5	OAK	3	Liam Hendriks
14	7/8	at TEX	3	Cole Hamels
15	7/23	at BOS	1	Heath Hembree
16	8/5	at TB	1	Erasmus Ramirez
17	8/7	at TB	3	Matt Andriese
18	8/7	at TB	1	Ryan Garton
19	8/9	HOU	1	Mike Fiers
20	8/12	KC	1	Yordano Ventura
21	9/3	CWS	2	James Shields
22	9/4	CWS	1	Matt Albers
23	9/10	CLE	1	Mike Clevinger
24	9/24	SEA	1	Ariel Miranda
25	10/2	at CWS	3	Chris Sale

DANNY SANTANA (2)

No.	Date	Opp.	Runs	Pitcher
1	5/3	at HOU	1	Colin McHugh
2	6/26	at NYY	1	Nathan Eovaldi

KURT SUZUKI (8)

No.	Date	Opp.	Runs	Pitcher
1	5/16	at DET	2	Jordan Zimmerman
2	6/11	BOS	3	Eduardo Rodriguez
3	6/18	NYY	1	Aroldis Chapman
4	6/21	PHI	2	Brett Oberholzer
5	7/7	at TEX	1	Chi Chi Gonzalez
6	7/27	ATL	2	Mike Foltyniewicz
7	9/12	at DET	1	Daniel Norris
8	9/14	at DET	3	Anibal Sanchez

KENNY VARGAS (10)

No.	Date	Opp.	Runs	Pitcher
1	7/5	OAK	2	Sean Manaea
2	7/7	at TEX	1	Jared Hoyer
3	7/10	at TEX	1	A.J. Griffin
4	7/31	CWS	2	Carlos Rodon
5	8/11	HOU	1	Doug Fister
6	8/11	HOU	2	Tony Sipp
7	9/13			

TWINS 2016 TRANSACTIONS

DATE	NO	PLAYER	POS	TRANSACTION
1/22	38	Logan Darnell	LHP	Designated for release or assignment
	37	Mike Strong	LHP	Claimed off waivers from Miami
1/28	38	Logan Darnell	LHP	Cleared waivers and outrighted to Triple-A
2/2	17	Carlos Quentin	OF	Signed to a minor league contract
3/14	79	Jake Reed	RHP	Reassigned to minor league camp
	84	Alex Swim	C	Reassigned to minor league camp
	78	Heiker Meneses	IF	Reassigned to minor league camp
	1	Engelb Vielma	IF	Reassigned to minor league camp
	53	Reynaldo Rodríguez	OF/IF	Reassigned to minor league camp
	71	Pat Dean	LHP	Optioned to Triple-A Rochester
	37	Mike Strong	LHP	Optioned to Triple-A Rochester
	73	Adam Brett Walker	OF	Optioned to Triple-A Rochester
	74	Mason Melotakis	LHP	Optioned to Double-A Chattanooga
	60	J.T. Chargois	RHP	Optioned to Double-A Chattanooga
3/18	76	Randy Rosario	LHP	Optioned to Single-A Ft. Myers
	81	Yorman Landa	RHP	Optioned to Single-A Ft. Myers
	51	Alex Meyer	RHP	Optioned to Triple-A Rochester
	19	Kennys Vargas	1B	Optioned to Triple-A Rochester
	11	Jorge Polanco	IF	Optioned to Triple-A Rochester
	68	Jose Berríos	RHP	Reassigned to minor league camp
	77	Nick Burdi	RHP	Reassigned to minor league camp
	64	Aaron Thompson	LHP	Reassigned to minor league camp
	85	Stuart Turner	C	Reassigned to minor league camp
	82	Mitch Garver	C	Reassigned to minor league camp
3/23	43	Joe Benson	OF	Reassigned to minor league camp
	62	J.R. Graham	RHP	Optioned to Triple-A Rochester
	55	Taylor Rogers	LHP	Optioned to Triple-A Rochester
	72	Buddy Boshers	LHP	Reassigned to minor league camp
	83	Carlos Paulino	C	Reassigned to minor league camp
	32	Buck Britton	IF	Reassigned to minor league camp
3/25	36	Wilfredo Tovar	IF	Reassigned to minor league camp
	37	Mike Strong	LHP	Outrighted to Triple-A Rochester
	67	Max Kepler	OF	Optioned to Triple-A Rochester
	26	Ryan Sweeney	OF	Released
	66	John Hicks	C	Optioned to Triple-A Rochester
3/26	70	Dan Runzler	LHP	Reassigned to minor league camp
	30	James Beresford	IF	Reassigned to minor league camp
	21	Darin Mastroianni	OF	Reassigned to minor league camp
	80	Juan Centeno	C	Reassigned to minor league camp
	17	Carlos Quentin	OF	Reassigned to minor league camp
	61	Ryan O'Rourke	LHP	Optioned to Triple-A Rochester
3/29	56	Tyler Duffey	RHP	Optioned to Triple-A Rochester
	27	Brandon Kintzler	RHP	Reassigned to minor league camp
	38	Logan Darnell	LHP	Reassigned to minor league camp
4/2	58	Fernando Abad	LHP	Contract selected
4/9	39	Danny Santana	OF	Placed on 15-day disabled list
4/13	26	Max Kepler	OF	Recalled from Triple-A Rochester
	15	Glen Perkins	LHP	Placed on 15-day disabled list
4/16	55	Taylor Rogers	LHP	Recalled from Triple-A Rochester
	58	Fernando Abad	LHP	Placed on Bereavement List
4/19	61	Ryan O'Rourke	LHP	Recalled from Triple-A Rochester
	58	Fernando Abad	LHP	Reinstated from Bereavement List
	55	Taylor Rogers	LHP	Optioned to Triple-A Rochester
	24	Trevor Plouffe	IF	Placed on 15-day disabled list
4/23	11	Jorge Polanco	IF	Recalled from Triple-A Rochester
	11	Jorge Polanco	IF	Optioned to Triple-A Rochester
	56	Tyler Duffey	RHP	Recalled from Triple-A Rochester
4/25	39	Danny Santana	OF	Reinstated from 15-day disabled list
	51	Alex Meyer	RHP	Recalled from Triple-A Rochester
4/26	25	Byron Buxton	OF	Optioned to Triple-A Rochester
	26	Max Kepler	OF	Optioned to Triple-A Rochester
	44	Kyle Gibson	RHP	Placed on 15-day disabled list
	54	Ervin Santana	RHP	Placed on 15-day disabled list
5/3	11	Jorge Polanco	IF	Recalled from Triple-A Rochester
	17	Jose Berríos	RHP	Contract selected from Triple-A Rochester
	24	Trevor Plouffe	IF	Reinstated from 15-day disabled list
5/4	11	Jorge Polanco	IF	Optioned to Triple-A Rochester
	51	Alex Meyer	RHP	Optioned to Triple-A Rochester
	62	J.R. Graham	RHP	Recalled from Triple-A Rochester

TWINS 2016 TRANSACTIONS

DATE	NO	PLAYER	POS	TRANSACTION
5/6	54	Ervin Santana	RHP	Reinstated from 15-day disabled list
	12	John Ryan Murphy	C	Optioned to Triple-A Rochester
	62	J.R. Graham	RHP	Designated for release or assignment
	61	Ryan O'Rourke	LHP	Designated for release or assignment
	21	Darin Mastroianni	OF	Contract selected from Triple-A Rochester
5/7	37	Juan Centeno	C	Contract selected from Triple-A Rochester
	50	Casey Fien	RHP	Claimed off waivers by Los Angeles-NL
	33	Tommy Milone	LHP	Outrighted to Triple-A Rochester
	5	Eduardo Escobar	INF	Placed on 15-day disabled list
	27	Brandon Kintzler	RHP	Contract selected from Triple-A Rochester
5/14	11	Jorge Polanco	INF	Recalled from Triple-A Rochester
	64	Pat Dean	LHP	Recalled from Triple-A Rochester
5/17	62	J.R. Graham	RHP	Traded to New York-AL for PTBNL or cash
5/19	55	Taylor Rogers	LHP	Recalled from Triple-A Rochester
	17	Jose Berrios	RHP	Optioned to Triple-A Rochester
5/23	20	Eddie Rosario	OF	Optioned to Triple-A Rochester
	36	Robbie Grossman	OF	Contract selected from Triple-A Rochester
5/25	5	Eduardo Escobar	INF	Reinstated from 15-day disabled list
	11	Jorge Polanco	INF	Optioned to Triple-A Rochester
5/31	15	Gen Perkins	LHP	Placed on 60-day disabled list
	21	Darin Mastroianni	OF	Placed on 15-day disabled list
	62	Buddy Boshers	LHP	Contract selected from Triple-A Rochester
6/1	39	Danny Santana	OF	Placed on 15-day disabled list
	25	Byron Buxton	OF	Recalled from Triple-A Rochester
6/10	22	Miguel Sano	OF	Placed on 15-day disabled list
	26	Max Kepler	OF	Recalled from Triple-A Rochester
6/12	45	Phil Hughes	RHP	Placed on 15-day disabled list
	65	Trevor May	RHP	Placed on 15-day disabled list
	44	Kyle Gibson	RHP	Reinstated from 15-day disabled list
6/16	60	J.T. Chargois	RHP	Recalled from Triple-A Rochester
	50	Neil Ramirez	RHP	Claimed off waivers from Milwaukee
	45	Phil Hughes	RHP	Transferred to 60-day disabled list
6/17	60	J.T. Chargois	RHP	Optioned to Triple-A Rochester
	31	Oswaldo Arcia	OF	Designated for release or assignment
6/18	39	Danny Santana	OF	Reinstated from 15-day disabled list
	64	Pat Dean	LHP	Optioned to Triple-A Rochester
6/24	33	Tommy Milone	LHP	Contract selected from Triple-A Rochester
	31	Oswaldo Arcia	OF	Traded to Tampa Bay for PTBNL or cash
7/1	22	Miguel Sano	OF	Reinstated from 15-day disabled list
	52	Byung Ho Park	INF	Optioned to Triple-A Rochester
7/3	20	Eddie Rosario	OF	Recalled from Triple-A Rochester
	49	Kevin Jepsen	RHP	Designated for release or assignment
7/4	24	Trevor Plouffe	INF	Placed on 15-day disabled list
	19	Kennys Vargas	INF	Recalled from Triple-A Rochester
	21	Darin Mastroianni	OF	Outrighted to Triple-A Rochester
7/5	65	Trevor May	RHP	Reinstated from 15-day disabled list
	62	Buddy Boshers	LHP	Optioned to Triple-A Rochester
7/11	49	Kevin Jepsen	RHP	Released
	50	Neil Ramirez	RHP	Outrighted to Triple-A Rochester
7/21	62	Buddy Boshers	LHP	Recalled from Triple-A Rochester
	9	Eduardo Nunez	INF	Traded to San Francisco for LHP Adalberto Mejia
7/29	--	Adalberto Mejia	LHP	Acquired via trade with San Francisco and assigned to Triple-A Rochester
	11	Jorge Polanco	INF	Recalled from Triple-A Rochester
8/1	58	Fernando Abad	LHP	Traded to Boston for RHP Pat Light
	--	Pat Light	RHP	Acquired via trade with Boston and assigned to Triple-A Rochester
8/8	17	Jose Berrios	RHP	Recalled from Triple-A Rochester
	47	Ricky Nolasco	RHP	Traded to Los Angeles-AL for LHP Hector Santiago and RHP Alan Busenitz
	51	Alex Meyer	RHP	Traded to Los Angeles-AL for LHP Hector Santiago and RHP Alan Busenitz
8/12	66	Hector Santiago	LHP	Acquired via trade with Los Angeles-AL for Ricky Nolasco and RHP Alex Meyer
	--	Alan Busenitz	RHP	Acquired via trade with Los Angeles-AL and assigned to Double-A Chattanooga
8/10	25	Byron Buxton	OF	Optioned to Triple-A Rochester
	24	Trevor Plouffe	INF	Reinstated from 15-day disabled list
8/11	60	J.T. Chargois	RHP	Recalled from Triple-A Rochester
	65	Trevor May	RHP	Placed on 15-day disabled list
8/12	62	Buddy Boshers	LHP	Placed on 15-day disabled list
	58	Andrew Albers	LHP	Contract selected from Triple-A Rochester
8/13	33	Tommy Milone	LHP	Placed on 15-day disabled list
	64	Pat Dean	LHP	Recalled from Triple-A Rochester
	61	Ryan O'Rourke	LHP	Contract selected from Triple-A Rochester

TWINS 2016 TRANSACTIONS

DATE	NO	PLAYER	POS	TRANSACTION
	58	Andrew Albers	LHP	Designated for release or assignment
8/14	58	Andrew Albers	LHP	Optioned to Triple-A Rochester
8/20	19	Kennys Vargas	1B/DH	Optioned to Triple-A Rochester
	49	Adalberto Mejia	LHP	Recalled from Triple-A Rochester
	49	Adalberto Mejia	LHP	Optioned to Triple-A Rochester
8/21	53	Pat Light	RHP	Recalled from Triple-A Rochester
8/25	56	Tyler Duffey	RHP	Optioned to Triple-A Rochester
	17	Jose Berrios	RHP	Optioned to Triple-A Rochester
8/26	58	Andrew Albers	LHP	Recalled from Triple-A Rochester
	51	Alex Wimmers	RHP	Contract selected from Triple-A Rochester
8/28	39	Danny Santana	OF/IF	Placed on 15-day disabled list.
8/29	32	Logan Schafer	OF	Contract selected from Triple-A Rochester
9/1	25	Byron Buxton	OF	Recalled from Triple-A Rochester
9/2	62	Buddy Boshers	LHP	Reinstated from 15-day disabled list
9/3	12	John Ryan Murphy	C	Recalled from Triple-A Rochester
9/5	17	Jose Berrios	RHP	Recalled from Triple-A Rochester
9/6	56	Tyler Duffey	RHP	Recalled from Triple-A Rochester
	19	Kennys Vargas	1B/DH	Recalled from Triple-A Rochester
	30	James Beresford	IF	Contract selected from Triple-A Rochester
	39	Danny Santana	OF/IF	Transferred to 60-day disabled list
	31	Chad Allen	CH	Added to coaching staff
9/10	24	Trevor Plouffe	INF	Placed on 15-day disabled list.
9/12	65	Trevor May	RHP	Placed on 15-day disabled list.
9/16	16	Doug Mientkiewicz	CH	Added to coaching staff

TWINS AT A GLANCE IN 2016

Record:	59-103	Trailing after 7/8 inn.:	4-82/1-86
Home Record:	30-51	Tied after 7/8 inn.:	6-15/9-14
Road Record:	29-52	Extra-innings:	6-10
Record in series:	16-32-5	1-run games:	15-29
Series Openers:	18-35	Twins out-hit opp.:	42-15
Series Finales:	20-33	Opp. out-hit Twins:	10-82
Rubber Games:	6-7	Twins/Opp. have = hits:	7-6
Sweeps/Swept:	4/16	Twins get Quality Start:	36-24
April:	7-17	Twins starter goes 6+ IP:	46-30
May:	8-19	Most games over .500:	7-6
June:	10-17	Most games under .500:	46, 10/1
July:	15-11	Longest winning-streak:	4, 3x, last 7/31-8/3
August:	9-20	Longest losing-streak:	13, 8/18-31
September/October:	10-19	When Twins score 4+:	53-41
vs. American League East:	10-24	When Twins score 3-:	6-62
vs. American League Central:	24-52	Team-high hits:	19, 2x, last 8/1 at CLE
vs. American League West:	17-15	Team-high runs:	17, 7/2 vs. TEX
vs. National League:	8-12	Opp.-high hits:	19, 8/11 (1) vs. HOU
Games vs. LH Starter:	21-25	Opp.-high runs:	16, 5/4 at HOU
Games vs. RH Starter:	38-78	Twins get 10+ hits:	41-18
Twins score first:	34-35	Walk-Off W/L:	9/4
Opponent scores first:	25-68	Shutouts W/L:	3/8
Come-from-behind wins:	35	Complete Games:	4, last Gibson 8/17 at ATL
Leading after 7/8 inn.:	48-6/48-3	Target Field Sellouts ('16/All-Time):	1/159

TWINS IN DOUBLEHEADERS IN 2016

DATE	OPPONENT	GAME 1 SCORE	GAME 2 SCORE
August 11	vs. Houston	L, 7-15	L, 2-10
September 22	vs. Detroit	L, 9-2	L, 4-2

TWINS 2016 HIGHS AND LOWS

TEAM BATTING:

Most At-Bats, Game	57, 4/24 at WAS (16 inn.)
Most Runs, Game	17, 7/2 vs. TEX
Most Runs, Inning	8, 3rd inning, 9/3 vs. CWS
Most Hits, Game	19, 2x, last 8/1 at CLE
Most Hits, Inning	7, 8th inning, 7/7 at TEX
Consecutive Hits	6, 8th inning, 7/7 at TEX
Consecutive Batters Reached Base	6, 2x, Last 7th inning, 7/23 at BOS
Fewest Hits, Game	2, 4/23 at WAS
Most Triples, Game	2, 5x, last 8/3 at CLE
Most Home Runs, Game	6, 6/26 at NYY
Grand Slams	1, 2x, Last 9/4 vs. CWS
Most Total Bases, Game	41, 8/1 at CLE
Most Extra Base Hits, Game	10, 8/1 at CLE
Most RBI, Game	17, 7/2 vs. TEX
Most Walks	9, 2x, last 8/17 at ATL
Most Strikeouts	20, 4/24 at WAS (16 inn.)
Most Stolen Bases, Game, Twins	4, 6/12 vs. BOS
Most Stolen Bases, Game, Opponent	3, 5x, last 8/2 at CLE
Most Caught Stealing, Game	2, 4/7 at BAL
Most Ground Into Doubleplay, Game	3, 5/23 vs. KC
Left On Base, Twins	19, 8/3 at CLE
Left On Base, Twins in Extra Innings	13, 4/17 vs. LAA (12 inn.)
Consecutive Scoreless Innings	15, 9th inn. 4/8 - 5th inn., 4/10

INDIVIDUAL BATTING:

Most At-Bats, Game	7, 5x, Last Kepler, Rosario 9/4 vs. CWS (12 inn.)
Most Runs, Game	4, 2x, last Maurer, 8/1 at CLE
Most Runs, Inning	2, Plouffe, 9/3 vs. CWS
Most Hits, Game	4, 12x, last Grossman, 9/18 at NYM
Most Hits, Inning	1, multiple times
Most Doubles, Game	3, Grossman, 5/31 at OAK
Most Triples, Game	2, Polanco, 8/1 at CLE
Most Home Runs, Game	3, 2x, last Dozier, 9/5 vs. KC
Grand Slams	1, 2x, last, Buxton, 9/4 vs. CWS
Most Total Bases, Game	13, Kepler, 8/1 at CLE
Most Extra Base Hits, Game	3, 8x, last Dozier, 9/5 vs. KC
Most RBI, Game	7, Kepler, 7/2 vs. TEX
Most Walks, Game	3, 5x, last Kepler, 8/2 at CLE
Most Strikeouts, Game	5, Kepler, 9/4 vs. CWS
Longest Hitting Streak	24, Dozier, 8/27-9/22 (1)
Consecutive Hits	5, Rosario, 4/21 at MIL - 4/22 at WAS
Consecutive Hitless At-Bats	24, 2x, last Sano, 8/13-24
Most Stolen Bases, Game	2, 7x, last Dozier, 9/27 at KC
Most Caught Stealing, Game	1, multiple times
Most Ground Into Doubleplay, Game	2, 2x, last Centeno, 8/11 vs. HOU

TEAM PITCHING:

Most Runs Allowed	16, 5/4 at HOU
Most Runs, Inning	8, 1st inning, 5/16 at DET
Most Hits Allowed	18, 2x, last 6/9 vs. MIA
Most Hits Allowed, Inning	8, 2x, last 7th inning, 6/9 vs. MIA
Consecutive Hits Allowed	6, 2x, last 5th inning, 8/2 at CLE
Most Home Runs Allowed, Game	4, 6x, last 8/26 at TOR
Most Strikeouts	16, 9/17 at NYM (12 inn.)
Most Walks	9, 10/1 at CWS
Fewest Hits Allowed	2, 2x, last 7/6 vs. OAK
Pitchers Used	9, 9/27 at NYM
Consecutive Batters Retired	17, 1st inning 6/26- 6th inning 6/26
Scoreless Innings Streak	17, 1st inning 7/6- 8th inning 7/7
Wild Pitches	3, 4x, last 9/22 vs. DET
Most Innings, Game, Relievers	11.0, 4/24 at WAS (16 inn.)
Most Hits, Game, Relievers	11, 4x, last 8/11 vs. HOU
Most Runs, Game, Relievers	10, 2x, last 6/11 vs. BOS
Most Home Runs, Game, Relievers	3, 2x, last 5/20 vs. TOR
Most Walks, Game, Relievers	6, 8/11 vs. HOU
Most Strikeouts, Game, Relievers	11, 4/24 at WAS (16 inn.)

INDIVIDUAL PITCHING:

Most Innings, Game, Starter	9.0, 3x, Gibson, 8/17 at ATL
Most Innings, Game, Reliever	6.0, Albers, 8/11 vs. HOU
Most Hits, Starter	11, 2x, Last Santiago, 8/20 at KC
Most Hits, Reliever	11, Albers, 8/11 vs. HOY
Most Runs, Starter	8, 2x, Last Santiago, 8/20 at KC
Most Runs, Reliever	5, 2x, last Albers, 8/11 vs. HOU
Most Home Runs, Starter	3, 8x, last Santiago, 9/25 vs. SEA
Most Home Runs, Reliever	2, 6x, last Tonkin, 8/23 vs. DET
Most Walks, Starter	5, 3x, last Berrios, 8/25 vs. DET
Most Walks, Reliever	3, 6x, last Wimmers, 9/2 vs. CWS
Most Strikeouts, Starter	10, E. Santana, 8/21 at KC
Most Strikeouts, Reliever	6, Dean 8/12 vs. KC
Win-Streak	4, Pressly, 7/20-8/02
Losing-Streak	5, 3x, Gibson (4/6-6/16), Hughes (4/23-5/22), E. Santana (5/24-6/14)
Low-Hit Complete Game	2, E. Santana, 7/6 vs. OAK
Most Consecutive Scoreless Innings	17.0, Rogers, 6/17-7/23
Most Consecutive Batters Retired	17, Duffey, 6/26 at NYY
Wild Pitches	2, 6x, last Gibson, 8/23 vs. DET

TEAM & INDIVIDUAL FIELDING:

Errors, Game, Team	4, 3x, last 9/11 vs. CLE
Errors, Game, Individual	2, 9x, last Polanco, 9/25 vs. SEA
Errors, Consecutive Games, Team	8, 8/21-29
Errors, Consecutive Games Without, Team	6, 9/12-17
Doubleplays, Game, Team	4, 3x, last 9/27 at KC
Opponents Doubleplays, Game, Team	3, 3x, last 9/2 vs. CWS

TEAM MISCELLANEOUS:

Longest Winning Streak	4, 3x, last 7/31-8/3
Longest Losing Streak	13, 8/18-31
Longest Game, Innings	16.0, 4/24 at WAS
Longest Game, Time (9 Innings)	4:11, 7/23 at BOS
Longest Game, Time (Extra Innings)	5:56, 4/34 at WAS (16 inn.)
Longest Delay	3:15, 8/19 at KC
Fastest Game, Time	2:06, 9/24 vs. SEA
Largest Margin, Victory	12, 7/2 vs. TEX
Largest Margin, Loss	12, 5/4 at HOU
Largest Home Attendance	40,638, 4/11 vs. CWS
Home Sellouts	4/11 vs. CWS
Times Shut Out	7, last 8/29 at CLE

TWINS OUTFIELD ASSISTS			
Rosario	10	Santana	2
Kepler	9	Buxton	2
Grossman	4	Schafer	2
Arcia	2	Total	31

2016 SCORING BY INNINGS

	1	2	3	4	5	6	7	8	9	X-TRA	TOTAL
TWINS	78	75	106	79	95	74	78	72	54	11	722
OPPONENTS	104	96	93	102	112	96	104	100	69	13	889

2016 GAMES DECIDED IN LAST AT-BAT

DATE	OPPONENT	SCORE	INN	NOTES
4/4	at BAL	2-3	9th	BAL WALK-OFF on a RBI single by Matt Wieters off Kevin Jepsen
4/8	at KC	3-4	8th	KC scores two runs in the bottom of the eighth to take a 4-3 lead
4/10	at KC	3-4	10th	KC WALK-OFF on a Trevor May wild pitch, Terrance Gore scores from third
4/15	LAA	5-4	8th	Park hits a go-ahead RBI double to score Plouffe and take a 5-4 lead
4/16	LAA	6-4	8th	Arica and Park hit back-to-back home runs in the 8th to break up the 4-4 tie
4/17	LAA	3-2	12th	Arcia WALK-OFF RBI single in the 12th inning scores Buxton to win 3-2
4/19	MIL	5-6	9th	MIL scores an unearned run on a Gennett single to take the lead 6-5
4/24	at WAS	5-6	16th	WAS WALK-OFF on a home run by Chris Heisey in the 16th inning
4/25	CLE	4-3	9th	Arcia WALK-OFF solo home run in the 9th inning off of Zach McAllister
4/26	CLE	6-5	9th	Sano WALK-OFF RBI single in the 9th inning off of Cody Allen scoring Dozier
5/10	BAL	3-5	9th	Adam Jones hits a go-ahead two-RBI single in the 9th inning off of Jepsen
5/13	at CLE	6-7	8th	Marlon Byrd hits a go-ahead two-run double, the Indians score three in the 8th
5/19	TOR	2-3	11th	Troy Tulowitzki hits a go-ahead RBI single in the 11th inning off of Abad
5/21	TOR	5-3	8th	Twins score five runs in the eighth, capped by a Nunez three-run home run
6/5	TB	5-7	9th	Tampa Bay scores two runs in the top of the ninth off of Jepsen
6/7	MIA	6-4	11th	Dozier WALK-OFF two-run home run in the 11th off of Dustin McGowan
6/12	BOS	7-4	10th	Kepler WALK-OFF three-run home run in the 10th, his first career home run
6/18	NY Yankees	6-7	9th	Yankees score three runs in the top of the ninth to break a 4-4 tie
6/25	at NY Yankees	1-2	8th	Yankees score a run in the bottom of the eighth to break a 1-1 tie
6/30	at CWS	5-6	8th	J.B. Schuck's RBI single in the eighth breaks a 5-5 tie
7/1	TEX	2-3	10th	Ian Desmond hits a solo home run in the 10th off of Abad to break the tie
7/16	CLE	5-4	11th	Twins WALK-OFF comes on an error by catcher Yan Gomes scoring Mauer
7/20	at DET	4-1	9th	Twins score three runs in the 9th on home runs by Kepler and Rosario
7/29	CWS	2-1	12th	Joe Mauer draws a pinch-hit WALK-OFF bases-loaded walk off Tommy Kahnle
7/30	CWS	5-6	10th	Dioner Navarro doubles in the game-winning run off of Abad in the 10th
8/19	at KC	4-5	11th	Kansas City WALK-OFF on a single by Eric Hosmer after a 3:15 rain delay
8/27	at TOR	7-8	8th	Toronto scores two runs on a Melvin Upton triple to take a 8-7 lead
8/29	at CLE	0-1	10th	Cleveland WALK-OFF on a single by Jason Kipnis off of Kintzler
9/4	CWS	11-13	12th	Tim Anderson doubles in a pair of runs in the 12th inning to take a 13-11 lead
9/6	KC	3-10	9th	Kansas City scores seven runs in the ninth inning to break a 3-3 tie
9/10	CLE	2-1	12th	Mauer WALK-OFF RBI single off of Joe Colon scoring Dozier in the 12th inning
9/17	at NY Yankees	2-3	12th	Curtis Granderson hits a WALK-OFF solo home run in the 12th inning
9/27	at KC	3-4	11th	Kansas City WALK-OFF on a sacrifice fly by Billy Burns off of Tommy Milone
9/29	at KC	7-6	9th	Twins score three runs in the ninth off of Kelvin Herrera to break a 4-4 tie

TWINS IN EXTRA INNING GAMES [6-10]

DATE	OPPONENT	W/L	INN	RECORD AFTER	WINNING PITCHER	LOSING PITCHER	SAVE
April 10	at KC	L	10	0-6	Davis	May	--
April 17	vs. LAA	W	12	3-9	Tonkin	Rasmus	--
April 24	at WAS	L	16	5-14	Perez	Tonkin	--
May 19	vs. TOR	L	11	10-30	Osuna	Pressly	Biagini
June 7	vs. MIA	W	11	17-40	Boshers	McGowan	--
June 12	vs. BOS	W	10	19-43	Tonkin	Barnes	--
July 1	vs. TEX	L	10	25-54	Bush	Abad	Dyson
July 16	vs. CLE	W	11	33-57	May	Colon	--
July 29	vs. CWS	W	12	39-63	May	Jennings	--
July 30	vs. CWS	L	10	39-64	Ynoa	Abad	Robertson
August 19	at KC	L	10	49-73	Wang	Chargois	--
August 29	at CLE	L	10	49-82	McAllister	Kintzler	--
Sept. 4	vs. CWS	L	12	51-86	Minaya	Dean	Kahnle
Sept. 10	vs. CLE	W	12	53-89	Chargois	Colon	--
Sept. 17	at NY Yankees	L	11	55-94	Edgin	O'Rourke	--
Sept. 27	at KC	L	11	56-101	Pounders	Milone	--

COME FROM BEHIND WINS

Win #	Date	Opponent	Largest		Final Score
			Deficit	Inning	
1	4/15	LAA	2-4	7th	5-4
2	4/16	LAA	2-4	3rd	6-4
3	4/17	LAA	0-2	4th	3-2
4	4/18	MIL	0-1	2nd	7-4
5	4/25	CLE	0-2	5th	4-3
6	4/26	CLE	0-1	1st	6-5
7	5/2	at HOU	0-1	4th	6-2
8	5/14	at CLE	0-1	5th	6-3
9	5/21	TOR	0-2	8th	5-3
10	5/25	KC	3-5	4th	7-5
11	5/27	at SEA	0-1	2nd	7-2
12	5/28	at SEA	2-4	5th	6-5
13	5/29	at SEA	1-2	4th	5-4
14	6/2	TB	3-4	5th	6-4
15	6/7	MIA	2-4	5th	6-4
16	6/8	MIA	4-5	6th	7-5
17	6/19	NYY	0-2	4th	7-4
18	6/21	PHI	4-6	3rd	14-10
19	6/22	PHI	2-5	5th	6-5
20	7/3	TEX	0-1	3rd	5-4
21	7/5	OAK	0-1	2nd	11-4
22	7/9	at TEX	2-3	4th	8-6
23	7/16	CLE	1-3	6th	5-4
24	7/22	at BOS	0-1	2nd	2-1
25	7/23	at BOS	5-8	7th	11-9
26	7/28	BAL	1-2	6th	6-2
27	7/29	CWS	0-1	6th	2-1
28	8/1	at CLE	2-3	2nd	12-5
29	8/5	at TB	1-2	7th	6-2
30	8/7	at TB	0-1	3rd	6-3
31	9/1	CWS	0-1	2nd	8-5
32	9/3	CWS	0-1	1st	11-3
33	9/7	KC	2-4	6th	6-5
34	9/10	CLE	0-1	2nd	2-1
35	9/29	at KC	0-2	6th	7-6

BLOWN LEADS

Loss #	Date	Opponent	Largest		Final Score
			Lead	Inning	
1	4/7	at BAL	2-0	6th	2-4
2	4/8	at KC	3-2	8th	3-4
3	4/10	at KC	3-1	9th	3-4
4	4/20	at MIL	1-0	4th	5-10
5	4/24	at WSH	4-1	8th	5-6
6	4/27	CLE	3-0	2nd	5-6
7	5/1	DET	5-2	6th	5-6
8	5/3	at HOU	2-0	3rd	4-6
9	5/7	at CWS	2-0	2nd	2-7
10	5/8	at CWS	1-0	4th	1-3
11	5/10	BAL	1-0	3rd	3-5
12	5/13	at CLE	4-2	3rd	6-7
13	5/17	at DET	2-0	7th	2-7
14	5/19	TOR	2-0	5th	2-3
15	5/20	TOR	1-0	2nd	3-9
16	5/30	at OAK	2-1	5th	2-3
17	5/31	at OAK	2-1	3rd	4-7
18	6/3	TB	2-1	5th	2-4
19	6/4	TB	3-1	4th	4-7
20	6/5	TB	4-1	4th	5-7
21	6/16	NYY	1-0	5th	1-4
22	6/18	NYY	4-0	6th	6-7
23	6/23	PHI	1-0	2nd	3-7
24	6/24	at NYN	2-0	3rd	3-5
25	6/25	at NYN	1-0	5th	1-2
26	6/29	at CWS	1-0	2nd	6-9
27	7/4	OAK	1-0	7th	1-3
28	7/8	at TEX	5-4	6th	5-6
29	7/15	CLE	1-0	4th	2-5
30	7/24	at BOS	2-0	3rd	7-8
31	7/30	CWS	5-4	9th	5-6
32	8/9	HOU	4-2	6th	5-7
33	8/12	KC	3-2	5th	3-7
34	8/18	at KC	1-0	4th	1-8
35	8/23	DET	2-1	5th	3-8
36	8/26	at TOR	1-0	2nd	8-15
37	8/27	at TOR	5-0	4th	7-8
38	8/28	at TOR	5-2	6th	6-9
39	8/30	at CLE	4-1	2nd	4-5
40	9/2	CWS	3-1	4th	4-11
41	9/4	CWS	9-5	7th	11-13
42	9/5	KC	4-2	5th	5-11
43	9/6	KC	3-2	7th	3-10
44	9/9	CLE	2-0	3rd	4-5
45	9/12	at DET	2-1	7th	2-4
46	9/14	at DET	5-2	4th	6-9
47	9/17	at NYM	2-1	11th	3-2
48	9/25	SEA	2-1	5th	3-4
49	9/27	at KC	2-0	4th	3-4

2016 RECORD WHEN...

Runs	Scoring	Allowing
0	0 - 8	3 - 0
1	0 - 16	11 - 2
2	3 - 23	8 - 4
3	3 - 15	8 - 12
4	5 - 17	13 - 12
5	8 - 12	11 - 9
6	16 - 5	3 - 10
7	8 - 4	0 - 15
8	4 - 2	0 - 10
9	1 - 0	1 - 10
10+	11 - 1	1 - 19
Totals	59 - 103	59 - 103

TWINS IN APRIL

PLAYER	AVG	G	AB	R	H	2B	3B	HR	RBI	SH	SF	HB	BB	SO	SB	CS	E	OBP	
Arcia, O	.234	13	47	4	11	0	0	3	7	0	0	0	4	23	0	0	1	.294	
Buxton, B	.156	17	45	5	7	4	1	0	2	1	0	1	2	24	2	0	1	.208	
RIGHT	.156	45	7	13	4	0	2	1	0	2	0	24	0	0	0	0	0		
LEFT	.000	0	0	0	0	0	0	0	0	0	0	0	0	0	0	0	0		
Dozier, B	.191	23	94	11	18	5	0	3	10	1	0	1	10	19	2	0	2	.276	
Escobar, E	.256	22	82	6	21	5	0	0	5	0	0	0	5	18	0	1	4	.299	
RIGHT	.313	16	5	6	1	0	1	0	0	0	1	1	4	0	0	0	0		
LEFT	.242	66	16	20	4	0	4	0	0	0	4	0	14	0	0	0	0		
Kepler, M	.167	9	12	2	2	2	0	0	0	0	0	0	2	5	0	0	0	.286	
RIGHT	.000	0	0	0	0	0	0	0	0	0	0	0	0	0	0	0	0		
LEFT	.167	12	2	4	2	0	0	0	0	0	2	0	5	0	0	0	0		
Mauer, J	.321	24	84	8	27	5	1	1	7	0	1	1	20	9	1	0	0	.453	
Murphy, J	.086	9	35	0	3	1	0	0	0	2	0	0	1	5	0	0	1	.111	
Nunez, E	.373	18	59	9	22	2	1	0	8	0	1	3	2	10	5	2	3	.415	
Park, B	.227	19	66	9	15	4	0	6	8	0	1	1	5	22	0	0	0	.288	
Plouffe, T	.302	12	43	3	13	4	0	2	6	0	0	0	2	8	0	0	1	.333	
Polanco, J	.143	5	7	1	1	1	0	0	1	0	1	0	1	0	0	0	0	.222	
RIGHT	.000	1	0	0	0	0	1	0	1	0	0	0	0	0	0	0	0		
LEFT	.167	6	1	2	1	0	0	0	0	0	1	0	0	0	0	3	0		
Rosario, E	.200	21	75	8	15	2	0	3	6	2	0	0	3	20	2	0	2	.231	
Sano, M	.235	24	85	8	20	4	0	3	11	0	0	0	16	36	0	0	1	.356	
Santana, D	.313	9	32	3	10	2	0	0	1	0	0	0	1	6	2	3	0	.333	
RIGHT	.000	1	0	0	0	0	0	0	0	0	0	0	0	0	0	0	0		
LEFT	.323	31	10	12	2	0	1	0	0	0	1	0	6	0	0	0	0		
Suzuki, K	.224	16	49	3	11	3	1	0	5	0	1	0	4	8	0	0	1	.278	
PITCHERS	.167	24	12	0	2	0	0	0	0	1	0	0	1	7	0	0	1	.231	
MINNESOTA	.239	24	827	80	198	44	4	21	77	7	5	7	79	192	14	6	18	.309	
OPPONENTS	.263	24	834	110	219	49	4	27	102	4	10	6	75	192	10	3	11	.324	
PITCHER	W	L	ERA	G	GS	CG	SH	SV	IP	H	R	ER	HR	HB	BB	SO	WP	BK	BAA
Abad, F	0	0	0.00	11	0	0	0	0	10.1	5	1	0	0	0	3	12	0	0	.152
Berrios, J	0	1	11.25	1	1	0	0	0	4.0	6	5	5	0	1	2	5	0	0	.353
Duffey, T	0	1	1.74	2	2	0	0	0	10.1	10	5	2	2	1	2	8	0	0	.244
Fien, C	1	0	7.15	12	0	0	0	0	11.1	17	9	9	3	0	3	10	1	0	.347
Gibson, K	0	3	6.10	4	4	0	0	0	20.2	24	16	14	2	2	12	11	1	0	.282
Hughes, P	1	4	4.45	5	5	1	0	0	30.1	32	16	15	3	0	6	21	0	0	.269
Jepsen, K	2	3	4.66	10	0	0	0	2	9.2	9	6	5	2	0	3	7	0	0	.250
May, T	0	1	2.57	12	0	0	0	0	14.0	10	5	4	1	0	8	21	5	0	.189
Meyer, A	0	0	18.00	1	0	0	0	0	1.0	5	2	2	0	0	1	1	1	0	.625
Milone, T	0	1	5.40	4	4	0	0	0	20.0	24	14	12	4	0	6	17	2	0	.308
Nolasco, R	1	0	3.25	4	4	0	0	0	27.2	22	10	10	3	0	3	24	1	0	.216
O'Rourke, R	0	0	1.29	7	0	0	0	0	7.0	5	2	1	1	1	3	5	2	0	.208
Perkins, G	0	0	9.00	2	0	0	0	0	2.0	5	2	2	0	0	1	3	2	0	.500
Pressly, R	1	1	3.14	11	0	0	0	0	14.1	14	5	5	3	0	7	14	0	0	.250
Rogers, T	0	0	0.00	1	0	0	0	0	0.2	1	0	0	0	0	0	0	0	0	.333
Santana, E	0	1	3.15	4	4	0	0	0	20.0	20	10	7	1	0	8	18	2	0	.263
Tonkin, M	1	1	1.50	10	0	0	0	0	12.0	10	2	2	2	1	7	15	0	0	.227
MINNESOTA	7	17	3.97	24	24	1	0	2	215.1	219	110	95	27	6	75	192	17	1	.263
OPPONENTS	17	7	3.11	24	24	0	3	10	220.0	198	80	76	21	7	79	220	7	2	.269

TWINS RELIEVERS IN 2016

PITCHER	1st Batter Faced				AVG	SV/OPP	HLD	IR/IRS	IRS %
	H/AB	BB	K	AVG					
Abad	11/36	3	5	.306	1/2	6	29/11	37.9%	
Albers	1/4	0	0	.250	0/0	0	0/0	...	
Boshers	5/36	1	10	.139	0/0	2	18/4	22.2%	
Chargois	12/22	3	3	.545	0/0	2	17/8	47.1%	
Dean	4/10	0	0	.400	0/0	0	5/4	80.0%	
Escobar	1/1	0	0	1.000	0/0	0	1/0	0.0%	
Fien	5/13	1	4	.385	0/0	1	7/0	0.0%	
Graham	1/1	0	0	1.000	0/0	0	3/3	100.0%	
Hughes	0/1	0	1	.000	0/0	0	0/0	...	
Jepsen	9/31	2	6	.290	7/11	2	6/3	50.0%	
Kintzler	14/53	1	7	.264	17/20	1	18/2	11.1%	
Light	5/13	2	2	.385	0/1	0	13/5	38.5%	
May	8/38	6	13	.211	0/2	6	26/11	42.3%	
Mejia	0/1	0	0	.000	0/0	0	0/0	...	
Meyer	1/1	0	0	1.000	0/0	0	1/1	100.0%	
Milone	0/6	1	1	.000	0/0	1	3/0	0.0%	
O'Rourke	4/24	1	10	.167	0/0	0	17/2	11.8%	
Perkins	1/2	0	0	.500	0/1	0	0/0	...	
Pressly	16/67	4	12	.239	1/6	14	34/14	41.2%	
Ramirez	2/6	2	2	.333	0/0	0	9/2	22.2%	
Rogers	10/51	5	15	.196	0/0	9	17/10	58.8%	
Tonkin	14/58	6	18	.241	0/2	2	41/14	34.1%	
Wimmers	4/15	1	4	.267	0/1	1	6/1	16.7%	
TEAM	128/490	39	113	.261	26/46	47	271/95	35.1%	

TWINS IN MAY

PLAYER	AVG	G	AB	R	H	2B	3B	HR	RBI	SH	SF	HB	BB	SO	SB	CS	E	OBP
Arcia, O	.200	15	45	4	9	2	0	1	5	0	0	1	6	17	0	0	0	.308
Buxton, B	.250	1	4	0	1	1	0	0	0	0	0	0	2	0	0	0	.250	
Centeno, J	.270	11	37	2	10	3	0	1	5	0	0	1	6	0	0	1	.289	
Dozier, B	.215	23	79	10	17	2	0	2	7	0	1	4	8	16	1	0	.315	
Escobar, E	.244	12	41	1	10	1	0	0	3	0	0	0	8	0	1	1	.244	
RIGHT	.400	10	4	4	0	0	1	0	0	0	0	0	4	0	0	0	0	
LEFT	.194	31	6	7	1	0	2	0	0	0	0	0	4	0	0	1	0	
Grossman, R	.361	11	36	8	13	6	0	2	9	0	0	0	6	6	0	0	.452	
RIGHT	.462	13	6	12	3	1	3	0	0	0	1	0	1	1	1	0	0	
LEFT	.304	23	7	13	3	1	6	0	0	0	5	0	5	1	0	0	0	
Mastroianni, D	.000	7	9	1	0	0	0	0	0	0	0	0	2	4	1	0	.182	
Mauer, J	.253	26	99	10	25	1	0	5	11	0	0	0	11	25	0	0	.327	
Murphy, J	.000	2	5	0	0	0	0	0	0	0	0	0	1	2	0	0	.167	
Nunez, E	.320	24	100	13	32	8	0	5	12	1	1	0	3	19	4	1	.433	
Park, B	.205	24	83	11	17	3	1	3	10	0	0	4	8	31	1	0	.305	
Plouffe, T	.215	21	79	9	17	2	0	1	5	0	1	1	2	15	1	0	.241	
Polanco, J	.263	8	19	3	5	2	0	1	3	0	0	1	3	3	1	0	.391	
RIGHT	.143	7	1	2	1	0	2	0	0	1	1	0	2	0	0	1	0	
LEFT	.333	12	4	8	1	1	1	0	0	0	2	0	1	1	0	2	0	
Rosario, E	.200	11	40	7	8	2	0	0	3	0	1	0	0	11	1	0	.195	
Sano, M	.234	26	94	17	22	3	0	8	16	0	2	1	13	35	1	0	.327	
Santana, D	.239	26	92	13	22	4	1	1	9	0	1	0	5	23	8	3	.276	
RIGHT	.091	22	2	3	1	0	3	0	0	0	1	0	6	0	0	0	0	
LEFT	.286	70	20	28	3	1	6	0	1	0	4	0	17	0	0	0	0	
Suzuki, K	.200	17	50	2	10	0	0	1	6	1	1	2	2	9	0	0	.255	
PITCHERS	.000	27	0	0	0	0	0	0	0	0	0	0	0	0	0	0	1.000	
MINNESOTA	.239	27	912	111	218	40	2	31	104	2	8	14	71	232	19	5	13	.301
OPPONENTS	.303	27	944	159	286	63	8	43	151	5	7	7	72	212	12	3	14	.354

PITCHER	W	L	ERA	G	GS	CG	SH	SV	IP	H	R	ER	HR	HB	BB	SO	WP	BK	BAA
Abad, F	1	0	2.00	13	0	0	0	0	9.0	10	2	2	0	0	2	6	0	0	.286
Berrios, J	1	0	9.82	3	3	0	0	0	11.0	14	12	12	5	0	10	15	0	0	.318
Boshers, B	0	0	0.00	2	0	0	0	0	2.0	1	0	0	0	0	0	3	0	0	.143
Dean, P	1	1	3.43	4	2	0	0	0	21.0	21	8	8	3	0	5	20	0	0	.259
Duffey, T	2	3	5.52	5	5	0	0	0	31.0	40	19	19	2	1	7	28	3	1	.308
Fien, C	0	0	11.57	2	0	0	0	0	2.1	4	3	3	2	0	0	2	0	0	.364
Graham, J	0	0	10.80	1	0	0	0	0	1.2	3	2	2	0	0	1	2	0	0	.375
Hughes, P	0	3	7.43	5	5	0	0	0	23.0	32	19	19	7	0	6	9	0	0	.333
Jepsen, K	0	1	6.94	12	0	0	0	4	11.2	20	9	9	3	0	3	8	2	0	.385
Kintzler, B	0	0	1.74	10	0	0	0	0	10.1	11	2	2	1	0	1	8	0	0	.275
May, T	0	1	8.74	14	0	0	0	0	11.1	17	11	11	4	2	2	16	1	0	.333
Meyer, A	0	1	10.13	1	1	0	0	0	2.2	3	3	3	1	0	3	4	1	0	.182
Milone, T	0	0	8.10	1	0	0	0	0	3.1	2	3	3	1	0	1	2	1	1	.123
Nolasco, R	1	3	7.12	6	6	0	0	0	30.1	41	28	24	5	1	9	29	2	0	.325
O'Rourke, R	0	0	81.00	1	0	0	0	0	0.1	1	3	3	0	0	2	0	0	0	1.000
Pressly, R	1	2	6.28	14	0	0	0	0	14.1	14	10	10	1	1	7	14	1	0	.259
Rogers, T	0	0	4.32	7	0	0	0	0	8.1	11	4	4	3	1	1	8	0	0	.333
Santana, E	1	3	4.82	5	5	0	0	0	28.0	32	15	15	4	0	10	23	1	0	.296
Tonkin, M	0	1	4.38	12	0	0	0	0	12.1	9	6	6	1	1	2	15	0	0	.200
MINNESOTA	8	19	5.96	27	27	0	0	4	234.0	286	159	155	43	7	72	212	12	2	.303
OPPONENTS	19	8	3.81	27	27	0	0	12	243.0	218	111	103	31	14	71	232	6	0	.239

2016 TWINS ON DISABLED LIST

Player	Injury	Date On (Retro)	Date Off	Games Missed
Danny Santana	Right Hamstring Strain	4/9	4/25	14
Glen Perkins	Left Posterior Shoulder Strain (transferred to 60-day May 25)	4/13 (4/11)	--	155
Trevor Plouffe	Right Intercostal Strain	4/19 (4/18)	5/3	13
Ervin Santana	Lower Back Strain	4/26 (4/20)	5/6	14
Kyle Gibson	Right Shoulder Strain	4/26 (4/23)	6/10	42
Eduardo Escobar	Left Groin Strain	5/7	5/23	13
Darin Mastroianni	Left Oblique Strain	5/25 (5/22)	7/4	40
Danny Santana	Left Hamstring Strain	5/30	6/17	16
Miguel Sano	Left Hamstring Strain	5/31	7/1	27
Phil Hughes	Left Knee Contusion (transferred to 60-day June 12)*	6/10	--	101
Trevor May	Lower Back Spasms	6/10	7/5	23
Trevor Plouffe	Fractured Left Rib	7/4 (7/2)	8/8	32
Trevor May	Low Back Strain	8/10 (8/7)	9/9	29
Buddy Boshers	Left Elbow Inflammation	8/11	9/2	20
Tommy Milone	Left Biceps Tendinitis	8/12	9/9	24
Danny Santana	Left Shoulder AC Joint Sprain (transferred to 60-day Sept. 6)	8/28	--	31
Trevor Plouffe	Left Hamstring Strain	9/10 (9/7)	--	20
Trevor May	Low Back Strain	9/12	--	18

* - Hughes injury later diagnosed as non-displaced fracture of left femur

TWINS IN JUNE

PLAYER	AVG	G	AB	R	H	2B	3B	HR	RBI	SH	SF	HB	BB	SO	SB	CS	E	OBP
Arcia, O	.182	4	11	0	2	2	0	0	0	0	0	0	0	6	0	0	1	.182
Buxton, B	.209	25	86	9	18	5	2	1	7	1	2	0	4	33	4	0	1	.239
Centeno, J	.161	10	31	2	5	0	0	1	3	0	0	0	1	11	0	0	1	.188
Dozier, B	.369	27	103	19	38	9	2	8	21	0	0	1	11	14	3	0	2	.435
Escobar, E	.281	19	57	9	16	2	2	2	11	1	1	0	2	15	0	0	3	.300
RIGHT	.222	18	4	10	1	1	4	0	1	0	1	0	7	1	0	0	0	
LEFT	.308	39	12	18	1	1	7	1	0	0	1	0	8	0	0	3	0	
Grossman, R	.234	27	94	15	22	4	0	4	8	0	0	0	23	31	0	2	3	.385
RIGHT	.333	36	12	20	2	2	3	0	0	0	4	0	11	1	0	1	0	
LEFT	.172	58	10	18	2	2	5	0	0	0	19	0	20	0	0	0	0	
Kepler, M	.255	27	94	12	24	9	0	3	15	0	1	1	9	26	2	0	2	.324
Mauer, J	.223	25	94	15	21	1	1	1	8	0	1	0	12	22	0	0	1	.308
Nunez, E	.289	27	114	17	33	1	0	6	12	1	0	0	5	9	9	2	2	.319
Park, B	.136	19	66	8	9	2	0	3	6	0	2	0	8	27	0	0	1	.224
Plouffe, T	.239	24	92	10	22	3	1	3	14	1	1	1	4	19	0	0	3	.276
Santana, D	.125	7	16	2	2	0	0	1	2	1	0	1	1	4	0	1	1	.222
RIGHT	.000	3	0	0	0	0	0	1	0	1	0	0	1	0	0	0	0	
LEFT	.154	13	2	5	0	1	2	0	0	0	1	0	3	0	0	1	0	
Suzuki, K	.370	20	73	8	27	7	0	3	14	0	0	1	2	12	0	0	0	.395
PITCHERS	.000	27	0	0	0	0	0	0	0	0	0	0	0	0	0	0	3	.000
MINNESOTA	.257	27	931	126	239	45	8	36	121	5	8	5	82	229	18	5	24	.318
OPPONENTS	.299	27	965	160	289	45	4	40	153	5	9	4	64	178	17	3	16	.343

PITCHER	W	L	ERA	G	GS	CG	SH	SV	IP	H	R	ER	HR	HB	BB	SO	WP	BK	BAA
Abad, F	0	2	6.75	7	0	0	0	1	6.2	5	5	5	1	0	5	6	0	0	.217
Boshers, B	2	0	1.80	12	0	0	0	0	10.0	8	4	2	1	0	2	11	1	0	.205
Chargois, J.T.	0	0	67.50	1	0	0	0	0	0.2	3	5	5	0	1	2	0	1	0	.600
Dean, P	0	2	8.00	4	4	0	0	0	18.0	27	16	16	3	0	10	8	1	0	.365
Duffey, T	1	2	7.18	5	5	0	0	0	26.1	32	23	21	8	0	5	21	0	0	.286
Gibson, K	1	2	4.32	4	4	0	0	0	25.0	26	13	12	3	0	6	18	0	0	.277
Hughes, P	0	0	7.94	2	1	0	0	0	5.2	12	5	5	1	0	1	4	0	0	.429
Jepsen, K	0	1	7.56	10	0	0	0	1	8.1	13	7	7	2	0	6	7	0	0	.371
Kintzler, B	0	0	3.18	12	0	0	0	3	11.1	7	6	4	3	1	1	7	0	0	.171
May, T	0	0	20.25	3	0	0	0	0	1.1	3	3	3	0	0	0	3	1	0	.429
Milone, T	0	1	7.71	2	2	0	0	0	7.0	15	9	6	1	1	3	4	0	0	.417
Nolasco, R	1	3	5.35	6	6	0	0	0	38.2	51	24	23	6	0	7	26	0	0	.329
Pressly, R	0	1	1.98	14	0	0	0	0	13.2	10	5	3	1	0	1	14	2	0	.204
Ramirez, N	0	0	1.86	5	0	0	0	0	9.2	7	2	2	1	0	3	8	1	0	.212
Rogers, T	3	0	3.38	12	0	0	0	0	13.1	15	5	5	1	1	3	12	0	0	.263
Santana, E	1	3	5.46	5	5	0	0	0	29.2	37	19	18	6	0	5	14	2	1	.306
Tonkin, M	1	0	5.93	12	0	0	0	0	13.2	18	9	9	2	0	4	15	0	0	.321
MINNESOTA	10	17	5.50	27	27	0	1	5	239.0	289	160	146	40	4	64	178	9	1	.299
OPPONENTS	17	10	4.13	27	27	0	0	10	240.0	239	126	110	36	5	82	229	2	1	.257

TWINS HOME RUN DATA

MULTI-HOMER GAME

Park, 5/13 at CLE
 Nunez, 6/7 vs. MIA
 Dozier, 6/28 at CWS
 Kepler, 7/2 vs. TEX
 Dozier, 7/31 vs. CWS
 Kepler (3), 8/1 at CLE
 Sano, 8/7 at TB
 Vargas, 8/11 vs. HOU (both sides)
 Dozier (3), 9/5 vs. KC

GRAND SLAM

Kepler, 7/10 at TEX
 Buxton, 9/4 vs. CWS

INSIDE-THE-PARK

Nunez, 6/2 vs. TB
 Buxton, 10/2 at CWS

BACK-TO-BACK

Arcia/Park, 4/16 vs. LAA
 Nunez/Dozier, 5/25 vs. KC
 Mauer/Sano, 5/29 at SEA
 Mauer/Sano, 5/29 at SEA
 Escobar/Suzuki, 6/18 vs. NYY
 Dozier/Plouffe/Kepler, 6/26 at NYY
 Grossman/Dozier, 6/30 at CWS
 Vargas/Kepler, 7/5 vs. OAK
 Escobar/Dozier, 7/10 at TEX
 Grossman/Dozier, 8/9 vs. HOU
 Rosario/Dozier, 8/13 vs. KC

WALK-OFF

Arcia, 4/25 vs. CLE
 Dozier, 6/7 vs. MIA
 Kepler, 6/12 vs. BOS

RUNNERS ON

Solo - 132 // 2-run - 47
 3-run - 19 // Grand Slam - 2

TWINS IN JULY

PLAYER	AVG	G	AB	R	H	2B	3B	HR	RBI	SH	SF	HB	BB	SO	SB	CS	E	OBP
Buxton, B	.214	18	56	6	12	3	1	0	7	1	1	1	7	18	3	1	0	.308
Centeno, J	.324	12	37	4	12	4	0	0	8	1	0	1	2	8	0	0	0	.375
Dozier, B	.242	26	99	18	24	6	1	6	16	0	4	1	12	22	2	0	1	.319
Escobar, E	.306	11	36	5	11	3	0	2	6	0	0	0	0	6	1	0	1	.306
RIGHT	.214	14	14		3	0	0	1	2	0	0	0	0	2				.214
LEFT	.364	22	22		8	3	0	1	4	0	0	0	0	4				.364
Grossman, R	.278	22	72	11	20	3	1	0	6	0	0	1	14	24	1	1	0	.402
RIGHT	.308		26		8	0	1	0	3	0	0	1	6	5				.455
LEFT	.261		46		12	3	0	0	3	0	0	0	8	19				.370
Kepler, M	.242	25	91	16	22	2	2	8	23	1	1	0	12	16	0	0	1	.327
Mauer, J	.250	23	80	16	20	3	1	1	7	0	0	0	15	10	1	0	1	.368
Nunez, E	.235	22	98	10	23	4	0	1	15	0	3	0	5	20	9	1	2	.264
Plouffe, T	.750	1	4	1	3	0	0	1	2	0	0	0	0	0	0	0	0	.750
Polanco, J	.333	2	9	0	3	1	0	0	1	0	0	0	0	1	0	0	1	.333
RIGHT	.333		3		1	1	0	0	1	0	0	0	0	1				.333
LEFT	.333		6		2	0	0	0	0	0	0	0	0	0				.333
Rosario, E	.316	20	76	14	24	6	2	2	10	0	1	2	1	18	0	1	1	.338
Sano, M	.253	23	95	12	24	5	0	4	13	0	0	0	9	39	0	0	11	.317
Sanitana, D	.256	18	43	5	11	3	1	0	1	0	0	0	3	5	2	1	1	.304
RIGHT	.333		15		5	0	1	0	0	0	0	0	0	4				.333
LEFT	.214		28		6	3	0	0	1	0	0	0	3	1				.290
Suzuki, K	.290	18	62	11	18	5	0	2	10	0	0	1	2	5	0	0	0	.323
Vargas, K	.333	18	60	15	20	9	0	4	10	0	1	0	13	18	0	0	0	.446
RIGHT	.533		15		8	3	0	2	5	0	0	0	4	3				.632
LEFT	.267		45		12	6	0	2	5	0	1	0	9	15				.382
PITCHERS	.000	26	0	0	0	0	0	0	0	0	0	0	0	0	0	0	1	.000
MINNESOTA	.269	26	918	144	247	57	9	31	135	3	11	7	95	210	19	5	21	.339
OPPONENTS	.260	26	913	111	237	50	3	29	103	2	5	4	63	175	7	5	20	.309

PITCHER	W	L	ERA	G	GS	CG	SH	SV	IP	H	R	ER	HR	HB	BB	SO	WP	BK	BAA
Abad, F	0	2	3.38	8	0	0	0	0	8.0	7	3	3	1	0	4	5	0	0	.219
Boshers, B	0	0	6.00	5	0	0	0	0	6.0	9	4	4	0	0	1	5	0	0	.333
Duffey, T	2	2	7.77	5	5	0	0	0	22.0	33	19	19	4	2	9	13	2	0	.363
Gibson, K	2	1	3.69	5	5	0	0	0	31.2	33	15	13	4	0	7	28	2	0	.268
Jepsen, K	0	0	0.00	1	0	0	0	0	1.0	0	0	0	0	0	0	0	0	0	.000
Kintzler, B	0	0	1.50	12	0	0	0	5	12.0	15	2	2	0	0	1	6	0	0	.313
May, T	2	0	3.09	10	0	0	0	0	11.2	6	4	4	1	0	3	12	1	0	.146
Milone, T	3	1	3.99	5	5	0	0	0	29.1	33	17	13	5	0	6	16	0	0	.280
Nolasco, R	1	2	4.50	5	5	0	0	0	28.0	25	15	14	4	2	10	14	1	0	.248
Pressly, R	3	1	3.09	12	0	0	0	1	11.2	14	4	4	1	0	4	8	2	0	.298
Ramirez, N	0	0	14.40	3	0	0	0	0	5.0	8	8	8	4	0	7	3	1	0	.381
Rogers, T	0	0	1.26	12	0	0	0	0	14.1	13	3	2	0	0	2	18	1	0	.236
Santana, E	2	2	1.90	6	6	2	1	0	42.2	30	12	9	2	0	8	30	0	0	.195
Tonkin, M	0	0	3.29	11	0	0	0	0	13.2	11	5	5	3	0	1	17	0	0	.212
MINNESOTA	15	11	3.80	26	26	2	1	6	237.0	237	111	100	29	4	63	175	10	0	.260
OPPONENTS	11	15	5.01	26	26	0	2	9	233.2	247	144	130	31	7	95	210	8	0	.269

PLAYER	MULTI-HIT GAMES				MULTI-RBI GAMES				
	2-PLUS	3-PLUS	4-PLUS	TOTAL	2RBI	3RBI	4RBI	5+RBI	TOTAL
Arcia	4	3	0	7	4	0	0	0	4
Beresford	0	0	0	0	0	0	0	0	0
Buxton	11	3	0	14	5	1	1	0	7
Centeno	12	1	0	13	5	1	0	0	6
Dozier	29	11	0	40	20	5	2	0	27
Escobar	17	4	0	21	7	1	0	0	8
Grossman	15	7	1	23	8	1	0	0	9
Kepler	14	2	1	17	9	3	1	2	15
Mastroianni	0	0	0	0	0	0	0	0	0
Mauer	30	5	2	37	4	0	1	0	5
Murphy	1	1	0	2	1	0	0	0	1
Park	8	1	0	9	2	2	0	0	4
Plouffe	17	7	0	24	9	5	0	0	14
Polanco	15	3	0	18	4	1	1	0	6
Rosario	11	5	3	19	6	1	0	0	7
Sano	20	5	0	25	8	4	1	0	13
Santana	9	4	0	13	1	0	0	0	1
Schafer	3	0	0	3	0	0	0	0	0
Suzuki	23	1	1	25	7	3	0	1	11
Vargas	9	1	0	10	4	1	0	0	5

TWINS PRE-ALL-STAR BREAK

PLAYER	AVG	G	AB	R	H	2B	3B	HR	RBI	SH	SF	HB	BB	SO	SB	CS	E	OBP
Arcia, O	.214	32	103	8	22	4	0	4	12	0	0	1	10	46	0	0	2	.289
Buxton, B	.212	48	151	17	32	12	4	1	12	2	2	1	8	61	6	0	2	.253
RIGHT	.212	151	32	55	12	1	12	2	1	8	0	61	0	0	0	0	0	
LEFT	.000	0	0	0	0	0	0	0	0	0	0	0	0	0	0	0	0	
Centeno, J	.229	26	83	6	19	4	0	2	12	0	0	1	4	21	0	0	2	.273
Dozier, B	.246	83	313	47	77	16	3	14	43	1	2	6	37	57	7	0	5	.335
Escobar, E	.261	56	188	19	49	8	2	3	22	1	1	0	7	41	1	2	8	.286
RIGHT	.298	47	14	24	2	2	8	0	1	0	2	1	15	1	0	0	0	
LEFT	.248	141	35	46	6	1	14	1	0	0	5	0	26	0	0	5	0	
Grossman, R	.289	48	159	29	46	10	0	6	21	0	0	0	36	45	1	2	3	.421
RIGHT	.365	63	23	37	5	3	8	0	0	0	9	0	15	1	0	1	0	
LEFT	.240	96	23	37	5	3	13	0	0	0	27	0	30	0	0	0	0	
Kepler, M	.238	46	143	21	34	11	0	8	33	1	2	1	17	38	2	0	2	.319
RIGHT	.000	0	0	0	0	0	0	0	0	0	0	0	0	0	0	0	0	
LEFT	.238	143	34	69	11	8	33	1	2	1	17	2	38	0	0	0	0	
Mastroianni, D	.000	7	9	1	0	0	0	0	0	0	0	0	2	4	1	0	0	.182
Mauer, J	.271	84	310	41	84	9	2	7	28	0	2	1	50	59	1	0	2	.372
Murphy J	.075	11	40	0	3	1	0	0	0	2	0	0	2	7	0	0	1	.119
Nunez, E	.321	78	315	46	101	15	1	12	40	2	4	3	12	41	22	5	9	.347
Park, B	.191	62	215	28	41	9	1	12	24	0	3	5	21	80	1	0	1	.275
Plouffe, T	.252	58	218	23	55	9	1	7	27	1	2	2	8	42	1	0	5	.283
Polanco, J	.231	13	26	4	6	3	0	1	4	0	1	1	4	3	1	0	0	.344
RIGHT	.125	8	1	2	1	0	3	0	1	1	1	0	2	0	0	1	0	
LEFT	.278	18	5	10	2	1	1	0	0	0	3	0	1	1	0	5	0	
Rosario, E	.240	39	146	21	35	7	1	4	13	2	2	0	3	34	3	1	2	.252
Sano, M	.243	60	218	34	53	8	0	14	36	0	2	1	36	85	1	0	7	.350
Santana, D	.250	51	168	21	42	8	2	2	13	1	1	1	9	38	11	7	2	.291
RIGHT	.158	38	6	9	1	0	3	1	0	1	1	0	11	0	0	0	0	
LEFT	.277	130	36	51	7	2	10	0	1	0	8	0	27	0	0	1	0	
Suzuki, K	.294	59	197	20	58	13	1	5	32	1	2	3	9	31	0	0	3	.332
Vargas, K	.471	6	17	9	8	5	0	3	4	0	0	0	6	3	0	0	0	.609
RIGHT	.667	6	4	10	3	1	2	0	0	0	2	0	0	1	1	0	0	
LEFT	.364	11	4	12	2	2	2	0	0	0	4	0	3	0	1	1	1	
PITCHERS	.167	88	12	0	2	0	0	0	0	1	0	0	1	7	0	0	6	.231
MINNESOTA	.253	88	3031	395	767	152	18	105	376	15	26	27	282	743	59	17	62	.320
OPPONENTS	.283	88	3081	466	873	174	19	119	442	14	28	19	239	658	41	10	47	.336

PITCHER	W	L	ERA	G	GS	CG	SH	SV	IP	H	R	ER	HR	HB	BB	SO	WP	BK	BAA
Abad, F	1	3	2.83	34	0	0	0	1	28.2	23	10	9	2	0	13	26	0	1	.225
Berrios, J	1	1	10.20	4	4	0	0	0	15.0	20	17	17	5	1	12	20	0	0	.328
Boshers, B	2	0	1.38	15	0	0	0	0	13.0	9	4	2	1	0	2	14	1	0	.184
Chargois, J.T.	0	0	67.50	1	0	0	0	0	0.2	3	5	5	0	1	2	0	1	0	.600
Dean, P	1	3	5.54	8	6	0	0	0	39.0	48	24	24	6	0	15	28	1	0	.310
Duffey, T	5	6	5.20	14	14	0	0	0	79.2	92	51	46	14	4	18	68	4	1	.281
Fien, C	1	0	7.90	14	0	0	0	0	13.2	21	12	12	5	0	3	12	1	0	.350
Gibson, K	2	5	5.02	10	10	0	0	0	57.1	62	37	32	6	2	23	41	1	0	.277
Graham, J	0	0	10.80	1	0	0	0	0	1.2	3	2	2	0	0	1	2	0	0	.375
Hughes, P	1	7	5.95	12	11	1	0	0	59.0	76	40	39	11	0	13	34	0	0	.313
Jepsen, K	2	5	6.16	33	0	0	0	7	30.2	42	22	21	7	0	12	22	2	0	.333
Kintzler, B	0	0	2.42	26	0	0	0	5	26.0	22	9	7	4	1	2	16	0	0	.224
May, T	0	2	5.46	32	0	0	0	0	29.2	32	19	18	5	2	10	44	7	0	.260
Meyer, A	0	1	12.27	2	1	0	0	0	3.2	8	5	5	1	0	4	5	2	0	.421
Milone, T	2	2	5.23	9	8	0	0	0	41.1	51	29	24	7	1	14	28	3	1	.309
Nolasco, R	4	7	5.22	18	18	0	0	0	108.2	127	69	63	15	1	22	85	3	0	.296
O'Rourke, R	0	0	4.91	8	0	0	0	0	7.1	6	5	4	1	1	5	5	2	0	.240
Perkins, G	0	0	9.00	2	0	0	0	0	2.0	5	2	2	0	0	1	3	2	0	.500
Pressly, R	2	5	3.88	44	0	0	0	0	46.1	43	22	20	5	1	16	44	3	0	.246
Ramirez, N	0	0	6.17	7	0	0	0	0	11.2	12	8	8	3	0	8	11	2	0	.273
Rogers, T	3	0	2.93	24	0	0	0	0	27.2	32	9	9	4	2	4	29	0	0	.283
Santana, E	3	7	4.06	16	1	1	0	0	93.0	94	46	42	11	0	26	68	5	1	.265
Tonkin, M	2	2	4.01	38	0	0	0	0	42.2	42	19	19	6	2	13	53	0	0	.255
MINNESOTA	32	56	4.97	88	88	2	2	13	778.1	873	466	430	1190	19	239	658	40	4	.283
OPPONENTS	56	32	4.11	88	88	0	3	35	790.0	767	395	361	105	27	282	743	16	3	.253

TWINS MONTHLY BREAKDOWN

MONTH	BATTING					PITCHING					
	AVG	R	R/G	H	HR	W-L	IP	H	BB	K	ERA
APRIL	.239	80	3.3	198	21	7-17	215.1	219	75	192	3.97
MAY	.239	111	4.1	218	31	8-19	234.0	286	72	212	5.96
JUNE	.257	126	4.7	239	36	10-17	239.0	289	64	178	5.50
JULY	.269	144	5.5	247	31	15-11	237.0	237	63	175	3.80
AUGUST	.270	142	4.9	278	36	9-20	252.1	310	97	191	6.21
SEPT/OCT	.229	119	4.1	229	45	10-19	265.1	276	108	243	4.88

TWINS IN AUGUST

PLAYER	AVG	G	AB	R	H	2B	3B	HR	RBI	SH	SF	HB	BB	SO	SB	CS	E	OBP
Buxton, B	.000	2	6	0	0	0	0	0	0	0	0	0	0	3	0	0	0	.000
Centeno, J	.238	12	42	6	10	2	1	0	4	0	0	0	4	7	0	0	2	.304
Dozier, B	.302	29	126	27	38	9	2	13	27	1	0	0	11	27	3	2	2	.358
Escobar, E	.254	18	63	6	16	3	0	1	8	0	0	0	6	7	0	0	0	.319
RIGHT	.250		16	4	1	0	0	1	0	0	0	0	3	2				.368
LEFT	.255		47	12	2	0	1	7	0	0	0	0	3	5				.300
Grossman, R	.258	18	66	9	17	3	0	3	8	0	0	0	6	18	0	0	3	.319
RIGHT	.348		23	8	2	0	1	4	0	0	0	0	2	4				.400
LEFT	.209		43	9	1	0	2	4	0	0	0	0	4	14				.277
Kepler, M	.243	28	107	15	26	3	0	5	21	0	3	1	14	25	3	0	3	.328
Mauer, J	.337	24	92	15	31	10	1	2	14	0	0	0	13	17	0	0	0	.419
Plouffe, T	.286	20	77	7	22	4	0	2	14	0	1	0	7	14	0	0	2	.341
Polanco, J	.321	26	106	11	34	5	4	0	8	2	0	1	2	19	2	0	7	.339
RIGHT	.375		24	9	0	2	0	0	0	0	0	0	0	6				.375
LEFT	.305		82	25	5	2	0	8	2	0	1	2	13	13				.329
Rosario, E	.311	28	103	16	32	6	0	3	11	0	1	0	5	31	2	0	1	.339
Sano, M	.241	23	87	10	21	6	0	5	14	0	0	0	7	35	0	0	1	.298
Santana, D	.220	15	50	6	11	1	0	0	1	0	0	0	2	17	0	1	1	.250
RIGHT	.000		7	0	0	0	0	0	0	0	0	0	1	2				.125
LEFT	.256		43	11	1	0	0	1	0	0	0	0	1	15				.273
Schafer, L	.333	3	9	2	3	0	0	0	0	0	0	0	1	1	0	0	0	.400
Suzuki, K	.246	17	61	7	15	7	0	0	6	0	1	1	5	5	0	0	1	.309
Vargas, K	.080	7	25	4	2	0	0	2	3	0	0	0	4	11	0	0	0	.207
RIGHT	.500		2	1	0	0	1	2	0	0	0	0	1	0				.667
LEFT	.043		23	1	0	0	1	1	0	0	0	0	3	11				.154
PITCHERS	.000	29	7	1	0	0	0	0	0	0	0	0	1	5	0	0	2	.125
MINNESOTA	.270	29	1031	142	278	59	8	36	139	3	6	3	89	242	10	3	25	.328
OPPONENTS	.301	29	1029	192	310	71	5	47	179	3	7	10	97	191	19	2	13	.365

PITCHER	W	L	ERA	G	GS	CG	SH	SV	IP	H	R	ER	HR	HB	BB	SO	WP	BK	BAA
Albers, A	0	0	6.97	3	1	0	0	0	10.1	18	11	8	4	0	4	8	0	0	.367
Berrios, J	1	3	8.59	5	5	0	0	0	22.0	30	23	21	3	2	11	15	0	0	.316
Boshers, B	0	0	13.50	5	0	0	0	0	6.2	11	10	10	2	1	1	5	0	0	.367
Chargois, J.T.	0	1	2.79	10	0	0	0	0	9.2	13	3	3	0	0	7	4	2	0	.351
Dean, P	0	2	10.05	5	2	0	0	0	14.1	21	16	16	5	0	4	10	0	0	.339
Duffey, T	3	2	6.66	5	5	0	0	0	25.2	27	19	19	6	1	6	26	2	0	.270
Escobar, E	0	0	0.00	1	0	0	0	0	1.0	1	0	0	0	0	0	0	0	0	.348
Gibson, K	2	2	6.62	6	6	1	0	0	34.0	49	26	25	7	0	17	19	4	0	.250
Kintzler, B	0	1	0.93	9	0	0	0	4	9.2	8	2	1	0	0	0	6	0	0	.216
Light, P	0	1	8.44	5	0	0	0	0	5.1	5	5	5	1	0	5	6	1	0	.250
May, T	0	0	2.25	4	0	0	0	0	4.0	1	1	1	1	0	3	7	2	0	.077
Mejia, A	0	0	7.71	1	0	0	0	0	2.1	5	2	2	0	0	1	0	0	0	.455
Milone, T	0	1	11.81	3	1	0	0	0	5.1	8	7	7	3	0	3	4	0	0	.320
O'Rourke, R	0	0	1.93	5	0	0	0	0	9.1	8	3	2	1	0	3	8	0	1	.242
Pressly, R	1	1	3.55	11	0	0	0	0	12.2	19	6	5	1	0	1	9	1	0	.333
Rogers, T	0	0	3.00	12	0	0	0	0	12.0	8	5	4	0	3	6	10	0	0	.186
Santana, E	2	1	3.00	4	4	0	0	0	27.0	19	10	9	2	1	8	28	2	0	.194
Santiago, H	0	4	8.17	5	5	0	0	0	25.1	35	24	23	7	1	7	14	1	0	.327
Tonkin, M	0	0	9.75	11	0	0	0	0	12.0	21	17	13	3	1	7	9	3	0	.375
Wimmers, A	0	1	4.91	3	0	0	0	0	3.2	3	2	2	1	0	3	3	0	0	.273
MINNESOTA	15	11	3.80	26	26	2	1	6	237.0	237	111	100	29	4	63	175	10	0	.260
OPPONENTS	11	15	5.01	26	26	0	2	9	233.2	247	144	130	31	7	95	210	8	0	.269

STARTS BY POSITION

STARTS BY BATTING ORDER

	C	1B	2B	SS	3B	LF	CF	RF	DH	1	2	3	4	5	6	7	8	9
Arcia						14		12	1					8	11	8		
Beresford		4			2											2	1	3
Buxton							88			1					1	2	4	80
Centeno	47															3	44	
Dozier			151					2		73	24	7	35	9	5			
Escobar			2	66	20					2			3	42	39	1	2	
Grossman						72		17		2	35	13		12	11	10	2	4
Kepler							1	100				20	4	36	20	21		
Mastroianni							1	2		1						2		
Mauer		92							33	8	51	66						
Murphy	23															6	15	3
Nunez			4	49	28			4		66	13					4		2
Park			25						36				6	18	27	10		
Polanco			5	45	9					2	27	6		2	11	8	3	
Plouffe		13			60			7			7	45	27	1				
Rosario						51	30				3			15	10	34	9	10
Sano					42			37	35				42	57	9	6		
Santana				2	1	15	39	5		9	4					4	2	43
Schafer						10	3	6			3			1	1	3	7	4
Suzuki	92								4					9	5	6	73	3
Vargas		28							12				1	15	13	11		

TWINS IN SEPTEMBER/OCTOBER

PLAYER	AVG	G	AB	R	H	2B	3B	HR	RBI	SH	SF	HB	BB	SO	SB	CS	E	OBP
Beresford, J	.227	10	22	0	5	1	0	0	0	1	0	0	1	6	0	0	1	.261
Buxton, B	.287	29	101	24	29	6	2	9	22	1	0	1	10	38	1	1	2	.357
Centeno, J	.310	10	29	2	9	3	0	1	5	2	0	0	4	6	0	0	2	.394
Dozier, B	.263	27	114	19	30	4	0	10	18	0	0	1	9	40	7	0	1	.323
Escobar, E	.123	23	73	5	9	0	0	1	4	1	0	1	8	18	0	1	1	.220
RIGHT	.081		37		3	0	0	0	1	0	0	0	1	8				.105
LEFT	.167		36		6	0	0	1	3	1	0	1	7	10				.318
Grossman, R	.328	21	64	6	21	3	0	2	6	0	0	1	6	17	1	0	2	.394
RIGHT	.333		27		9	2	0	2	5	0	0	1	1	8				.379
LEFT	.324		37		12	1	0	0	1	0	0	0	5	9				.405
Kepler, M	.207	24	92	7	19	4	0	1	4	0	0	1	5	21	1	2	1	.255
Mauer, J	.111	12	45	4	5	2	0	1	2	0	0	0	8	10	0	0	0	.245
Murphy, J	.214	15	42	4	9	2	0	1	3	0	1	0	3	12	0	0	0	.261
Plouffe, T	.250	6	24	5	6	0	0	3	6	0	0	0	4	4	0	0	0	.357
Polanco, J	.250	28	104	9	26	6	0	3	14	0	2	1	11	23	1	3	7	.322
RIGHT	.303		33		10	2	0	2	9	0	2	1	2	10				.342
LEFT	.225		71		16	4	0	1	5	0	0	0	9	13				.313
Rosario, E	.268	12	41	7	11	1	0	2	2	0	0	0	3	11	0	1	0	.318
Sano, M	.222	19	72	10	16	4	1	5	12	0	1	0	8	33	0	0	3	.296
Schafer, L	.222	23	54	6	12	3	1	0	1	1	0	2	7	15	0	0	0	.333
Suzuki, K	.160	18	50	3	8	2	0	2	8	0	1	0	3	9	0	0	1	.204
Vargas, K	.194	22	67	8	13	2	0	4	7	0	0	0	7	28	0	0	1	.270
RIGHT	.286		28		8	1	0	2	3	0	0	0	2	9				.333
LEFT	.128		39		5	1	0	2	4	0	0	0	5	19				.227
PITCHERS	.200	29	5	0	1	0	0	0	0	1	0	0	0	2	0	0	3	.200
MINNESOTA	.229	29	999	119	229	43	4	45	114	7	5	8	97	293	11	8	25	.301
OPPONENTS	.266	29	1037	157	276	48	6	35	147	7	8	10	108	243	13	4	12	.339

PITCHER	W	L	ERA	G	GS	CG	SH	SV	IP	H	R	ER	HR	HB	BB	SO	WP	BK	BAA
Albers, A	0	0	4.05	3	1	0	0	0	6.2	9	5	3	1	0	2	8	1	0	.300
Berrios, J	1	3	5.91	5	5	0	0	0	21.1	24	16	14	4	2	12	14	1	0	.289
Boshers, B	0	0	0.79	13	0	0	0	0	11.1	6	3	1	0	0	3	13	0	0	.158
Chargois, JT	1	0	2.84	14	0	0	0	0	12.2	9	4	4	0	0	3	13	0	0	.205
Dean, P	0	1	4.50	6	1	0	0	0	14.0	19	7	7	2	0	4	12	0	0	.333
Duffey, T	1	2	7.64	4	4	0	0	0	17.2	25	18	15	3	1	3	18	2	0	.313
Gibson, K	1	3	4.75	6	6	0	0	0	36.0	43	19	19	4	2	13	28	2	0	.299
Kintzler, B	0	1	8.18	11	0	0	0	5	11.0	18	10	10	1	1	5	8	0	0	.375
Light, P	0	0	9.35	10	0	0	0	0	8.2	10	9	9	1	0	10	8	4	0	.263
May, T	0	0	54.00	1	0	0	0	0	0.1	2	2	2	0	0	1	1	0	0	.667
Milone, T	0	1	6.23	4	0	0	0	0	4.1	2	3	3	1	0	3	6	0	0	.154
O'Rourke, R	0	1	5.40	13	0	0	0	0	8.1	4	5	5	1	0	2	11	0	0	.138
Pressly, R	0	1	4.15	10	0	0	0	0	8.2	8	4	4	1	1	3	8	1	0	.235
Rogers, T	0	1	8.53	13	0	0	0	0	12.2	15	12	12	3	0	4	16	0	0	.294
Santana, E	1	1	2.65	6	6	0	0	0	34.0	30	12	10	4	3	14	36	4	2	.234
Santiago, H	3	2	3.75	6	6	0	0	0	36.0	30	15	15	6	0	15	23	0	0	.221
Tonkin, M	1	0	5.63	9	0	0	0	0	8.0	11	7	5	2	0	3	9	2	0	.333
Wimmers, A	1	2	3.95	13	0	0	0	0	13.2	11	6	6	1	0	8	11	0	0	.229
MINNESOTA	10	19	4.88	29	29	0	1	5	265.1	276	157	144	35	10	108	243	17	2	.266
OPPONENTS	19	10	3.63	29	29	0	1	9	267.2	229	119	108	45	8	97	293	19	1	.229

TWINS STARTERS

Pitcher	Last Start	Dec.	Starts	QS	Team Rec.	Run Supp.	RS Avg.
Santana	9/28 at KC (5.0-4-2-2-1-3-1)	ND	30	17	8-22	75	3.72
Gibson	9/29 at KC (6.1-9-4-4-1-8-0)	ND	25	8	12-13	86	5.07
Hughes	6/2 vs. TB (4.0-8-4-4-1-2-1)	ND	11	6	3-8	26	4.08
Milone	8/11 vs. HOU (3.0-5-5-2-1-2)	L	12	2	5-7	31	4.70
Nolasco	7/29 vs. CWS (8.0-3-1-1-1-6-1)	ND	21	10	9-12	72	5.20
Duffey	9/30 at CWS (2.0-6-5-5-1-4-1)	L	26	8	11-15	91	6.16
Berrios	10/2 at CWS (5.0-4-1-1-3-3-0)	W	14	1	3-11	39	6.02
Meyer	5/3 at HOU (2.2-3-3-3-3-4-1)	L	1	0	0-1	2	6.75
Dean	9/22 vs. DET (5.0-3-1-1-1-5-0)	ND	9	3	4-5	21	4.36
Santiago	10/1 at CWS (6.1-3-0-0-3-6-0)	W	11	4	4-7	32	4.70
Albers	9/4 vs. CWS (4.2-6-5-3-1-6-4)	ND	2	0	0-2	14	8.40

TWINS POST-ALL-STAR BREAK

PLAYER	AVG	G	AB	R	H	2B	3B	HR	RBI	SH	SF	HB	BB	SO	SB	CS	E	OBP
Beresford, J	.227	10	22	0	5	1	0	0	0	1	0	0	1	6	0	0	1	.261
Buxton, B	.238	44	147	27	35	7	2	9	26	2	1	2	15	57	4	2	2	.315
Centeno, J	.290	29	93	10	27	8	1	1	13	3	0	0	8	17	0	0	4	.347
Dozier, B	.291	72	302	57	88	19	2	28	56	1	3	2	24	81	11	2	3	.344
Escobar, E	.207	49	164	13	34	6	0	3	15	1	0	1	14	31	0	1	2	.274
RIGHT	.141	64			9	1	0	0	2	0	0	0	4	12				.191
LEFT	.250	100			25	5	0	3	13	1	0	1	10	19				.324
Grossman, R	.272	51	173	20	47	9	1	5	16	0	0	2	19	51	1	1	5	.351
RIGHT	.323	62			20	4	1	3	10	0	0	2	5	14				.391
LEFT	.243	111			27	5	0	2	6	0	0	0	14	37				.328
Kepler, M	.233	67	253	31	59	9	2	9	30	0	3	2	25	55	4	2	5	.304
Mauer, J	.245	50	184	27	45	13	2	4	21	0	0	0	29	34	1	0	0	.347
Murphy, J	.214	15	42	4	9	2	0	1	3	0	1	0	3	12	0	0	0	.261
Nunez, E	.161	13	56	3	9	0	0	0	7	0	1	0	3	17	5	1	2	.200
Plouffe, T	.277	26	101	12	28	4	0	5	20	0	1	0	11	18	0	0	2	.345
Polanco, J	.288	56	219	20	63	12	4	3	23	2	2	2	13	43	3	3	15	.331
RIGHT	.333	60			20	3	2	2	10	0	2	1	2	17				.354
LEFT	.270	159			43	9	2	1	13	2	0	1	11	26				.322
Rosario, E	.291	53	189	31	55	10	1	6	19	0	1	2	9	57	2	1	2	.328
Sano, M	.228	56	219	23	50	14	1	11	30	0	1	0	18	93	0	0	11	.286
Santana, D	.215	24	65	8	14	2	0	0	1	0	0	0	3	17	1	2	2	.250
RIGHT	.100	10			1	0	0	0	0	0	0	0	1	2				.182
LEFT	.236	55			13	2	0	0	1	0	0	0	2	15				.263
Schafer, L	.238	26	63	8	15	3	1	0	1	1	0	2	8	16	0	0	0	.342
RIGHT	.000	0			0	0	0	0	0	0	0	0	0	0				.000
LEFT	.238	63			15	3	1	0	1	1	0	2	8	16				.342
Suzuki, K	.209	47	148	14	31	11	0	3	17	0	2	2	9	17	0	0	2	.261
Vargas, K	.200	41	135	18	27	6	0	7	16	0	1	0	18	54	0	0	1	.292
RIGHT	.333	39			13	1	0	4	8	0	0	0	5	12				.409
LEFT	.146	96			14	5	0	3	8	0	1	0	13	42				.245
PITCHERS	.083	74	12	1	1	0	0	0	0	1	0	0	1	7	0	0	5	.154
MINNESOTA	.248	74	2587	327	642	136	17	95	314	12	17	17	231	683	32	15	64	.312
OPPONENTS	.282	74	2641	423	744	152	11	102	393	12	18	22	240	533	37	10	39	.344

PITCHER	W	L	ERA	G	GS	C6	SHO	SV	IP	H	R	ER	HR	HB	BB	SO	WP	BK	BAA
Abad, F	0	1	1.69	5	0	0	0	0	5.1	4	1	1	0	0	1	3	0	0	.190
Albers, A	0	0	5.82	6	2	0	0	0	17.0	27	16	11	5	0	6	16	1	0	.342
Berrios, J	2	6	7.27	10	10	0	0	0	43.1	54	39	35	7	4	23	29	1	0	.303
Boshers, B	0	0	5.87	22	0	0	0	0	23.0	26	17	15	2	1	5	23	0	0	.283
Chargois, JT	1	1	2.82	24	0	0	0	0	22.1	22	7	7	0	0	10	17	2	0	.272
Dean, P	0	3	7.31	11	3	0	0	0	28.1	40	23	23	7	0	8	22	0	0	.336
Duffey, T	4	6	8.27	12	0	0	0	0	53.1	75	52	49	11	2	14	46	5	0	.330
Escobar, E	0	0	0.00	1	0	0	0	0	1.0	1	0	0	0	0	0	0	0	0	.250
Gibson, K	4	6	5.10	15	15	1	0	0	90.0	113	52	51	14	2	32	63	8	0	.311
Kintzler, B	0	2	3.81	28	0	0	0	12	28.1	37	13	12	1	1	6	19	0	0	.319
Light, P	0	1	9.00	15	0	0	0	0	14.0	15	14	14	2	0	15	14	5	0	.259
May, T	2	0	4.85	12	0	0	0	0	13.0	7	7	7	2	0	7	16	3	0	.156
Mejia, A	0	0	7.71	1	0	0	0	0	2.1	5	2	2	0	0	1	0	0	0	.455
Milone, T	1	3	6.43	10	4	0	0	0	28.0	33	24	20	8	0	8	21	0	0	.284
Nolasco, R	0	1	4.50	3	3	0	0	0	16.0	12	8	8	3	2	7	8	1	0	.218
O'Rourke, R	0	0	3.57	18	0	0	0	0	17.2	12	8	7	2	0	5	19	0	1	.194
Pressly, R	4	2	3.41	28	0	0	0	1	29.0	36	12	11	3	1	7	23	4	0	.295
Ramirez, N	0	0	6.00	1	0	0	0	0	3.0	3	2	2	0	0	2	0	0	0	.300
Rogers, T	0	1	4.81	33	0	0	0	0	33.2	31	20	18	3	3	12	35	1	0	.240
Santana, E	4	4	2.65	14	14	1	0	0	88.1	74	32	26	8	4	27	81	6	2	.224
Santiago, H	3	6	5.58	11	11	0	0	0	61.1	65	39	38	13	1	22	37	1	0	.267
Tonkin, M	1	0	6.52	27	0	0	0	0	29.0	38	27	21	7	1	11	27	5	0	.314
Wimmers, A	1	3	4.15	16	0	0	0	0	17.1	14	8	8	2	0	11	14	0	0	.237
MINNESOTA	27	47	5.20	74	74	2	1	13	664.2	744	423	384	102	22	240	533	43	3	.282
OPPONENTS	47	27	3.98	74	74	0	5	23	676.1	642	327	299	95	17	231	683	38	3	.248

2016 WALK-OFF VICTORIES

DATE	OPPONENT	SCORE	NOTES
4/17	vs. LAA	3-2	Arcia singles into left field corner, scoring Buxton in bottom 12.
4/25	vs. CLE	4-3	Arcia solo home run in bottom 9 with no outs.
4/26	vs. CLE	6-5	Sano singles to center field, scoring Dozier from second in bottom 9.
6/7	vs. MIA	6-4	Dozier two-run homer in bottom 11 with two outs.
6/12	vs. BOS	7-4	Kepler three-run homer in bottom 10 with one out - Kepler's first MLB home run.
7/16	vs. CLE	5-4	Kepler fielder's choice E2 with bases loaded in 11th scores Mauer from 3rd.
7/29	vs. CWS	2-1	Mauer draws bases loaded walk with one out in 12th inning scoring Rosario.
9/11	vs. CLE	2-1	Mauer singles to center field, scoring Dozier in bottom 12.

2016 MAJOR LEAGUE ATTENDANCE SUMMARY

AMERICAN LEAGUE

CLUB	TOTAL	HOME		G	SEASON HIGH		TOTAL	ROAD		DATES
		AVERAGE	DATES		TOTAL	DATE		AVERAGE	DATES	
TORONTO	3,392,099	41,878	81	81	48,871	4/8	2,435,293	30,065	81	
NEW YORK	3,063,405	37,820	81	81	48,339	8/3	2,506,196	30,941	81	
LOS ANGELES	3,016,142	37,236	81	81	45,007	5/19	2,322,769	28,676	81	
BOSTON	2,955,434	36,487	81	81	38,378	7/26	2,615,524	32,290	81	
TEXAS	2,710,402	33,462	81	81	49,289	4/4	2,232,432	27,561	81	
KANSAS CITY	2,557,712	31,577	81	81	40,030	4/3	2,266,362	27,980	81	
DETROIT	2,493,859	31,173	80	80	45,049	4/8	2,293,425	28,314	81	
HOUSTON	2,306,623	28,477	81	81	43,332	4/11	2,271,334	28,041	81	
SEATTLE	2,267,928	27,999	81	81	47,065	4/8	2,293,037	28,309	81	
BALTIMORE	2,172,344	26,819	81	81	45,785	4/4	2,575,551	31,797	81	
MINNESOTA	1,963,912	24,246	81	81	40,638	4/11	2,215,948	27,357	81	
CHICAGO	1,746,293	21,829	80	81	39,553	7/26	2,283,300	28,189	81	
CLEVELAND	1,591,667	19,650	81	81	34,493	4/5	2,128,323	26,941	79	
OAKLAND	1,521,506	18,784	81	81	36,067	6/30	2,390,449	29,512	81	
TAMPA BAY	1,286,163	15,879	81	81	40,135	6/17	2,437,344	30,091	81	
TOTALS	35,045,489	28,892	1213	1214			35,267,287	29,074	1213	

NATIONAL LEAGUE

CLUB	TOTAL	HOME		G	SEASON HIGH		TOTAL	ROAD		DATES
		AVERAGE	DATES		TOTAL	DATE		AVERAGE	DATES	
LOS ANGELES	3,703,312	45,720	81	81	42,633	9/20	2,669,701	32,959	81	
ST. LOUIS	3,444,490	42,525	81	81	42,471	4/11	2,487,400	31,093	80	
SAN FRANCISCO	3,365,256	41,546	81	81	42,545	6/24	2,605,302	32,164	81	
CHICAGO	3,232,420	39,906	81	81	42,476	4/16	2,839,239	35,052	81	
NEW YORK	2,789,602	34,870	80	81	42,490	4/30	2,463,347	30,792	80	
COLORADO	2,602,524	32,130	81	81	42,468	4/8	2,548,764	31,466	81	
WASHINGTON	2,481,938	30,641	81	81	42,536	6/15	2,402,788	29,664	81	
SAN DIEGO	2,351,422	29,030	81	81	42,464	4/4	2,660,659	32,848	81	
MILWAUKEE	2,314,614	28,575	81	81	42,574	7/23	2,507,309	30,954	81	
PITTSBURGH	2,249,201	28,115	80	81	42,463	4/3	2,429,956	29,999	81	
ARIZONA	2,036,216	25,138	81	81	42,464	4/4	2,648,840	32,702	81	
ATLANTA	2,020,914	24,950	81	81	42,645	10/2	2,242,131	28,027	80	
PHILADELPHIA	1,915,144	23,644	81	81	42,471	4/11	2,493,478	30,784	81	
CINCINNATI	1,894,085	23,384	81	81	42,464	4/4	2,583,533	31,895	81	
MIAMI	1,712,417	21,405	80	80	42,465	4/5	2,309,310	28,510	81	
TOTALS	38,113,555	31,447	1212	1214			37,891,757	31,264	1212	
GRAND TOTALS	73,159,044	30,169	2425	2428			73,159,044	30,169	2425	

Major League attendance numbers are unofficial

TARGET FIELD ATTENDANCE

YEAR	TOTAL ATTENDANCE	DATES	AVERAGE
2010	3,223,640	81	39,798
2011	3,168,107	81	39,112
2012	2,776,354	81	34,275
2013	2,477,644	81	30,588
2014	2,250,606	81	27,785
2015	2,220,054	81	27,408
2016	1,963,912	81	22,092
TOTALS	18,080,317	567	31,888



MAJOR LEAGUE BASEBALL



Rob Manfred succeeded Bud Selig as Commissioner on January 25, 2015.

245 Park Avenue
New York, NY 10167
(212) 931-7800
FAX: (212) 949-5654
www.MLB.com



OFFICE OF THE COMMISSIONER

EXECUTIVES

Rob Manfred	Commissioner of Baseball
Allan H. (Bud) Selig	Commissioner Emeritus
Bob Bowman	President, Business & Media
Pat Courtney	Chief Communications Officer
Dan Halem	Chief Legal Officer
Jonathan Mariner	Chief Investment Officer
Tony Petitti	Chief Operating Officer
Bob Starkey	Chief Financial Officer
Joe Torre	Chief Baseball Officer

BASEBALL OPERATIONS

Kim Ng	Senior Vice President, Baseball Operations
Peter Woodfork	Senior Vice President, Baseball Operations
Joe Garagiola, Jr.	Senior Vice President, Standards & On-Field Operations
Roy Krasik	Senior Director, Major League Operations
Chris Haydock	Director, International Baseball Operations
Justin Klemm	Director, Instant Replay
Mark Letendre	Director, Umpire Medical Services
Randy Marsh	Director, Major League Umpires
Matt McKendry	Director, Umpire Administration
Rafael Perez	Director, Dominican Operations
Jeff Pfeifer	Director, Baseball Operations
Rich Rieker	Director, Umpire Development

PUBLIC RELATIONS

(212) 931-7878 • FAX (212) 949-5654

Matt Bourne	Vice President, Business Communications
Michael Teevan	Vice President, Communications
John Blundell	Vice President, Communications
Jeff Heckelman	Director, Business Public Relations
Dan Queen	Director, Business Communications
Donald Muller	Director, Communications
Steven Arocho	Director, Business Communications
Lydia Devlin	Specialist, Communications
David Hochman	Specialist, Business Communications
Jennifer Zudonyi	Manager, Business Communications
Sarah Leer	Coordinator, Business Communications
Ginger Dillon	Executive Assistant, Communications
John Thorn	Official Historian

CLUB RELATIONS

Phyllis Merhige	Senior Vice President, Club Relations
Paul Koehler	Administrator, Club Relations
Angie Cintron	Senior Administrative Assistant, Club Relations
Ana Cruz	Administrative Assistant, Club Relations

CLUB RELATIONS & SCHEDULING

Katy Feeney	Senior Vice President, Scheduling & Club Relations
Bennett Shields	Senior Coordinator, Scheduling & Club Relations

BROADCASTING

Chris Tully	Senior Vice President, Broadcasting
Bernadette McDonald	Vice President, Broadcast Operations
Susanne Hilgefert	Senior Director, Broadcasting Business Affairs
Chuck Torres	Director, Broadcasting Administration & Operations
Dewey Gong	Manager, Broadcasting
Pamela Brumley	Senior Administrative Assistant



BALTIMORE ORIOLES

333 West Camden St., Baltimore, MD 21201
1-888-848-BIRD, P.R. FAX: (410) 547-6272

Stadium (Capacity)..... Oriole Park at Camden Yards (45,971)
Dimensions (L-C-R)..... 333-400-318

Chairman of the Board/CEO..... Peter Angelos
Executive Vice President, Baseball Operations..... Dan Duquette
Field Manager..... Buck Showalter
Director, Public Relations..... Kristen Hudak
Manager, Media Relations..... Jim Misudek

2016 Record..... 89-73, tied-second place AL East (Wild Card)

2016 Twins vs. Baltimore
4/4 at BAL..... L 2-3 5/10 BAL..... L 3-5
4/6 at BAL..... L 2-4 5/11 BAL..... L 2-9
4/7 at BAL..... L 2-4 7/28 BAL..... W 6-2

Last Minnesota Sweep **at MIN** **at BAL**
3-Game July 6-8, 2015 July 22-24, 1996
4-Game Never August 20-23, 2015

Last Baltimore Sweep **at MIN** **at BAL**
3-Game September 7-9, 1999 April 4-7, 2016
4-Game August 22-25, 2011 July 1-3, 1966

SERIES RESULTS, LAST 20 YEARS

YEAR	HOME	ROAD	TOTALS
1997	1-5	0-5	1-10
1998	2-3	1-4	3-7
1999	0-3	1-5	1-8
2000	2-4	1-2	3-6
2001	2-1	1-2	3-3
2002	1-2	0-3	1-5
2003	2-1	2-2	4-3
2004	1-2	4-2	5-4
2005	2-1	1-2	3-3
2006	2-1	4-2	6-3
2007	3-0	4-0	7-0
2008	1-2	2-1	3-3
2009	2-1	0-2	2-3
2010	2-2	3-1	5-3
2011	0-4	2-2	2-6
2012	2-2	0-3	2-5
2013	1-2	2-1	3-3
2014	2-1	1-3	3-4
2015	3-0	4-0	7-0
2016	1-2	0-3	1-5
ALL-TIME	152-154	132-175	284-329

Won-Lost Record at Stadium
Metropolitan Stadium (1961-1981)..... 68-77
Metrodome (1982-2009)..... 73-64
Target Field (2010-present)..... 11-13
Memorial Stadium (1961-1991)..... 88-117
Oriole Park/Camden Yards (1992-present)..... 44-58



4 Yawkey Way, Boston, MA 02215
(617) 226-6000, P.R. FAX: (617) 226-6613

Stadium (Capacity)..... Fenway Park (37,949 - Night, 37,497 - Day)
Dimensions (L-C-R)..... 310-390-302

Principal Owner..... John W. Henry
Chairman..... Thomas C. Werner
President..... Sam Kennedy
President, Baseball Operations..... Dave Dombrowski
Senior Vice President/General Manager..... Mike Hazen
Field Manager..... John Farrell
Senior Director, Media Relations..... Kevin Gregg
Senior Manager, Media Relations..... Abby DeCiccio
Media Relations Coordinator..... Justin Long

2016 Record..... 93-69, first place AL East

2016 Twins vs. Boston
6/10 BOS..... L 1-8 7/22 at BOS..... W 2-1
6/11 BOS..... L 4-15 7/23 at BOS..... W 11-9
6/12 BOS..... W 7-4 7/24 at BOS..... L 7-8
7/21 at BOS..... L 2-13

Last Minnesota Sweep **at MIN** **at BOS**
3-Game May 25-27, 2015 June 13-15, 1994
4-Game August 1-4, 1966 July 18-21, 1991

Last Boston Sweep **at MIN** **at BOS**
3-Game May 17-19, 2013 June 16-18, 2014
4-Game July 3-6, 2000 August 14-17, 1997

SERIES RESULTS, LAST 20 YEARS

YEAR	HOME	ROAD	TOTALS
1997	2-3	1-5	3-8
1998	3-2	3-3	6-5
1999	3-3	1-3	4-6
2000	0-4	2-4	2-8
2001	2-1	1-2	3-3
2002	2-1	1-2	3-3
2003	2-1	2-1	4-2
2004	2-1	2-1	4-2
2005	2-1	0-3	2-4
2006	3-0	2-1	5-1
2007	1-2	2-2	3-4
2008	3-1	0-3	3-4
2009	2-2	0-2	2-4
2010	2-1	0-2	2-3
2011	1-2	1-3	2-5
2012	0-3	3-1	3-4
2013	0-3	3-1	3-4
2014	2-1	0-3	2-4
2015	3-0	2-2	5-2
2016	1-2	2-2	3-4
ALL-TIME	176-128	130-176	306-304

Won-Lost Record at Stadium
Metropolitan Stadium (1961-1981)..... 87-58
Metrodome (1982-2009)..... 80-58
Target Field (2010-present)..... 9-12
Fenway Park (1961-present)..... 130-176



CHICAGO WHITE SOX

333 West 35th St., Chicago, IL 60616
(312) 674-1000, P.R. FAX: (312) 674-5847

Stadium (Capacity)..... U.S. Cellular Field (40,615)
Dimensions (L-C-R)..... 330-400-335

Chairman..... Jerry Reinsdorf
Senior Vice President, General Manager..... Rick Hahn
Field Manager..... Rick Renteria
Senior Director, Media Relations..... Bob Beghtol
Assistant Director, Media Relations..... Ray Garcia

2016 Record..... 78-84, fourth place AL Central

2016 Twins vs. Chicago

4/11..... CWS..... L..... 1-4	7/30..... CWS..... L..... 5-6
4/13..... CWS..... L..... 0-3	7/31..... CWS..... W..... 6-4
4/14..... CWS..... L..... 1-3	9/1..... CWS..... W..... 8-5
5/6..... at CWS..... L..... 4-10	9/2..... CWS..... L..... 4-11
5/7..... at CWS..... L..... 2-7	9/3..... CWS..... W..... 11-3
5/8..... at CWS..... L..... 1-3	9/4..... CWS..... L..... 11-13
6/28..... at CWS..... W..... 4-0	9/30..... at CWS..... L..... 3-7
6/29..... at CWS..... L..... 6-9	10/1..... at CWS..... W..... 6-0
6/30..... at CWS..... L..... 5-6	10/2..... at CWS..... W..... 6-3
7/29..... CWS..... W..... 2-1	

Last Minnesota Sweep..... at MIN..... at CWS
3-Game..... June 18-20, 2013..... September 14-16, 2010
4-Game..... April 30-May 3, 2015..... June 22-24, 1979
Last Chicago Sweep..... at MIN..... at CWS
3-Game..... April 11-14, 2016..... May 6-8, 2016
4-Game..... Never..... June 6-9, 2008

SERIES RESULTS, LAST 20 YEARS

YEAR	HOME	ROAD	TOTALS
1997	3-3	3-3	6-6
1998	3-3	3-3	6-6
1999	2-4	1-4-1	3-8-1
2000	2-4	3-3	5-7
2001	7-2	7-3	14-5
2002	7-3	4-5	11-8
2003	7-2	3-7	10-9
2004	4-6	6-3	10-9
2005	3-6	4-5	7-11
2006	5-5	5-4	10-9
2007	5-4	4-5	9-9
2008	8-1	2-8	10-9
2009	7-2	5-4	12-6
2010	6-3	7-2	13-5
2011	3-6	6-3	9-9
2012	2-7	2-7	4-14
2013	5-5	6-3	11-8
2014	6-4	4-5	10-9
2015	8-2	5-4	13-6
2016	4-6	3-6	7-12
ALL-TIME	249-192-2	212-226-1	461-418-3

Won-Lost Record at Stadium

Metropolitan Stadium (1961-1981)..... 101-70-2
Metrodome (1982-2009)..... 114-89
Target Field (2010-present)..... 34-33
Comiskey Park (1961-1990)..... 117-114
Milwaukee County Stadium (1968-1969)..... 2-0
Guaranteed Rate Field (1991-present)..... 93-112-1



CLEVELAND INDIANS

2401 Ontario St., Cleveland, OH 44115
(216) 420-4200, P.R. FAX: (216) 420-4430

Stadium (Capacity)..... Progressive Field (35,225)
Dimensions (L-C-R)..... 325-405-325

Chairman & Chief Executive Officer..... Paul J. Dolan
President, Baseball Operations..... Chris Antonetti
General Manager..... Mike Chernoff
Field Manager..... Terry Francona
Director, Baseball Information..... Bart Swain
Assistant Director, Baseball Information..... Court Berry-Tripp

2016 Record..... 94-67, first place AL Central

2016 Twins vs. Cleveland

4/25..... CLE..... W..... 4-3	8/2..... at CLE..... W..... 10-6
4/26..... CLE..... W..... 6-5	8/3..... at CLE..... W..... 13-5
4/27..... CLE..... L..... 5-6	8/4..... at CLE..... L..... 2-9
5/13..... at CLE..... L..... 6-7	8/29..... at CLE..... L..... 0-1
5/14..... at CLE..... W..... 6-3	8/30..... at CLE..... L..... 4-5
5/15..... at CLE..... W..... 5-1	8/31..... at CLE..... L..... 4-8
7/15..... CLE..... L..... 2-5	9/9..... CLE..... L..... 4-5
7/16..... CLE..... W..... 5-4	9/10..... CLE..... W..... 2-1
7/17..... CLE..... L..... 1-6	9/11..... CLE..... L..... 1-7
8/1..... at CLE..... W..... 12-5	

Last Minnesota Sweep..... at MIN..... at CLE
3-Game..... July 27-29, 2012..... June 14-16, 1991
4-Game..... June 7-10, 1991..... Never
Last Cleveland Sweep..... at MIN..... at CLE
3-Game..... September 16-18, 2011..... August 29-31, 2016
4-Game..... September 26-29, 2013..... April 8-11, 2002

SERIES RESULTS, LAST 20 YEARS

YEAR	HOME	ROAD	TOTALS
1997	1-5	3-3	4-8
1998	4-2	2-4	6-6
1999	1-5	2-4	3-9
2000	4-2	4-3	8-5
2001	3-7	2-7	5-14
2002	7-2	4-6	11-8
2003	4-6	6-3	10-9
2004	7-2	5-5	12-7
2005	5-4	4-6	9-10
2006	6-3	5-5	11-8
2007	2-7	2-7	4-14
2008	7-2	3-6	10-8
2009	6-3	4-5	10-8
2010	6-3	6-3	12-6
2011	4-5	3-6	7-11
2012	6-3	6-3	12-6
2013	3-7	3-6	6-13
2014	4-5	4-6	8-11
2015	6-3	6-4	12-7
2016	4-5	5-5	9-10
ALL-TIME	217-190-1	179-228	396-418-1

Won-Lost Record at Stadium

Metropolitan Stadium (1961-1981)..... 75-70-1
Metrodome (1982-2009)..... 109-89
Target Field (2010-present)..... 33-31
Cleveland Stadium (1961-1993)..... 96-116
Progressive Field (1994-present)..... 83-112



DETROIT TIGERS

2100 Woodward Ave., Detroit, MI 48201
(313) 471-2000, P.R. FAX: (313) 471-2138

SERIES RESULTS, LAST 20 YEARS

Stadium (Capacity)..... Comerica Park (41,297)
Dimensions (L-C-R)..... 345-420-330

Owner/Director..... Michael Iltich
Executive VP, Baseball Operations/General Manager..... Al Avila
Field Manager..... Brad Ausmus
Vice President, Communications..... Ron Colangelo
Director, Media Relations..... Aileen Villarreal

2016 Record..... 86-75, second place AL Central

2016 Twins vs. Detroit

4/29DET.....L.....2-9	8/24DET.....L.....4-9
4/30DET.....L.....1-4	8/25DET.....L.....5-8
5/1DET.....L.....5-6	9/12at DET.....L.....2-4
5/16at DET.....L.....8-10	9/13at DET.....W.....8-1
5/17at DET.....L.....2-7	9/14at DET.....L.....6-9
5/18at DET.....L.....3-6	9/15at DET.....W.....5-1
7/18at DET.....L.....0-1	9/20DET.....L.....1-8
7/19at DET.....W.....6-2	9/22 (1).DET.....L.....2-9
7/20at DET.....W.....4-1	9/22 (2).DET.....L.....2-4
8/23DET.....L.....3-8	

Last Minnesota Sweep **at MIN** **at DET**
3-Game May 3-5, 2010 August 8-10, 2003
4-Game Never September 10-13, 2004
Last Detroit Sweep **at MIN** **at DET**
3-Game September 20-22, 2016 May 16-18, 2016
4-Game Never May 27-29, 1983

YEAR	HOME	ROAD	TOTALS
1997	5-1	2-3	7-4
1998	2-4	2-4	4-8
1999	2-4	4-2	6-6
2000	4-3	2-4	6-7
2001	8-1	7-3	15-4
2002	9-1	5-3	14-4
2003	8-1	7-3	15-4
2004	5-5	7-2	12-7
2005	7-2	4-6	11-8
2006	6-4	2-7	8-11
2007	1-8	5-4	6-12
2008	6-3	5-4	11-7
2009	8-2	4-5	12-7
2010	7-2	2-7	9-9
2011	2-7	2-7	4-14
2012	2-7	6-3	8-10
2013	4-5	4-6	8-11
2014	5-4	5-5	10-9
2015	5-5	3-6	8-11
2016	0-9	4-6	4-15
ALL-TIME	220-189	201-206-1	421-395-1

Won-Lost Record at Stadium

Metropolitan Stadium (1961-1981)..... 81-67
Metrodome (1982-2009)..... 114-83
Target Field (2010-present)..... 25-39
Tiger Stadium (1961-1999)..... 127-125-1
Comerica Park (2000-present)..... 74-81



HOUSTON ASTROS

P.O. Box 288, Houston, TX 77001-0288
(713) 259-8000, P.R. FAX: (713) 259-8032

ALL-TIME SERIES RESULTS

Stadium (Capacity)..... Minute Maid Park (41,676)
Dimensions (L-C-R)..... 315-435-326

Owner and Chairman..... Jim Crane
President, Business Operations..... Reid Ryan
General Manager..... Jeff Luhnow
Field Manager..... A.J. Hinch
Vice President, Media Relations..... Gene Dias
Managers, Media Relations..... Steve Grande/Dena Propis

2016 Record..... 84-78, third place AL West

2016 Twins vs. Houston

5/2at HOU.....W.....6-2	8/9HOU.....L.....5-7
5/3at HOU.....L.....4-6	8/11 (1).HOU.....L.....7-15
5/4at HOU.....L.....4-16	8/11 (2).HOU.....L.....2-10
8/8HOU.....W.....3-1	

Last Minnesota Sweep **at MIN** **at HOU**
3-Game August 2-4, 2013 Never
4-Game Never Never

Last Houston Sweep **at MIN** **at HOU**
3-Game Never Never
4-Game Never Never

YEAR	HOME	ROAD	TOTALS
1997	--	2-1	2-1
1998	--	1-1	1-1
1999	1-2	--	1-2
2000	--	2-1	2-1
2001	2-1	--	2-1
2006	--	2-1	2-1
2009	1-2	--	1-2
2013	3-0	2-1	5-1
2014	1-2	2-1	3-3
2015	2-1	1-2	3-3
2016	1-3	1-2	2-5
ALL-TIME	11-11	13-10	24-21

Won-Lost Record at Stadium

Metrodome (1999-2009)..... 4-5
Target Field (2013-present)..... 7-6
Astrodome (1997-2000)..... 5-3
Minute Maid Park (2006-present)..... 8-7



KANSAS CITY ROYALS

One Royal Way, Kansas City, MO 64129
(816) 921-8000, P.R. FAX: (816) 921-5775

Stadium (Capacity).....Kauffman Stadium (37,903)
Dimensions (L-C-R).....330-410-330

Chairman/Owner.....David Glass
President.....Dan Glass
Senior Vice President, Baseball Operations/General Manager.....Dayton Moore
Field Manager.....Ned Yost
Vice President, Communications & Broadcasting.....Mike Swanson
Assistant Director, Media Relations.....Mike Cummings

2016 Record.....81-81, third place AL Central

2016 Twins vs. Kansas City

4/8.....at KC.....L.....3-4	8/19.....at KC.....L.....4-5
4/9.....at KC.....L.....0-7	8/20.....at KC.....L.....0-10
4/10.....at KC.....L.....3-4	8/21.....at KC.....L.....1-2
5/23.....KC.....L.....4-10	9/5.....KC.....L.....5-11
5/24.....KC.....L.....4-7	9/6.....KC.....L.....3-10
5/25.....KC.....W.....7-5	9/7.....KC.....W.....6-5
8/12.....KC.....L.....3-7	9/27.....at KC.....L.....3-4
8/13.....KC.....W.....5-3	9/28.....at KC.....L.....2-5
8/14.....KC.....L.....4-11	9/29.....at KC.....W.....7-6
8/18.....at KC.....L.....1-8	

Last Minnesota Sweep at MIN at KC
3-Game April 11-13, 2014 July 26-28, 2010
4-Game June 29-July 2, 1970 June 2-5, 2011

Last Kansas City Sweep at MIN at KC
3-Game October 2-4, 2015 April 8-10, 2016
4-Game May 7-10, 1999 August 18-21, 2016

SERIES RESULTS, LAST 20 YEARS

YEAR	HOME	ROAD	TOTALS
1997	2-4	3-3	5-7
1998	1-5	4-2	5-7
1999	3-4	5-1	8-5
2000	4-2	1-5	5-7
2001	7-3	6-3	13-6
2002	6-3	8-2	14-5
2003	5-5	3-6	8-11
2004	8-1	4-6	12-7
2005	6-3	7-3	13-6
2006	5-4	7-3	12-7
2007	5-4	4-5	9-9
2008	5-4	7-2	12-6
2009	5-4	7-2	12-6
2010	7-2	6-3	13-5
2011	6-3	4-5	10-8
2012	5-4	6-3	11-7
2013	2-8	2-7	4-15
2014	5-5	3-6	8-11
2015	2-7	5-5	7-12
2016	3-6	1-9	4-15
ALL-TIME	202-172	182-196	384-368

Won-Lost Record at Stadium

Metropolitan Stadium (1969-1981).....59-47
Metrodome (1982-2009).....113-90
Target Field (2010-present).....30-35
Municipal Stadium (1969-1972).....17-19
Kauffman Stadium (1973-present).....165-177



2000 Gene Autry Way, Anaheim, CA 92806
(714) 940-2000, P.R. FAX: (714) 940-2205

Stadium (Capacity).....Angel Stadium of Anaheim (45,493)
Dimensions (L-C-R).....347-396-348

Owners.....Arte & Carole Moreno
President.....John Carpino
General Manager.....Billy Eppler
Field Manager.....Mike Scioscia
Vice President, Communications.....Tim Mead
Director, Communications.....Eric Kay

2016 Record.....74-88, fourth place AL West

2016 Twins vs. Los Angeles

4/15.....LAA.....W.....5-4	6/13.....at LAA.....W.....9-4
4/16.....LAA.....W.....6-4	6/14.....at LAA.....L.....4-5
4/17.....LAA.....W.....3-2	6/15.....at LAA.....L.....2-10

Last Minnesota Sweep at MIN at LAA
3-Game April 15-17, 2016 August 6-8, 1996
4-Game September 27-30, 1993 September 22-25, 1988

Last Los Angeles Sweep at MIN at LAA
3-Game July 31-August 2, 2009 June 24-26, 2014
4-Game September 4-7, 2014 Never

SERIES RESULTS, LAST 20 YEARS

YEAR	HOME	ROAD	TOTALS
1997	4-2	3-2	7-4
1998	2-4	3-2	5-6
1999	1-3	3-3	4-6
2000	1-5	2-2	3-7
2001	2-1	4-2	6-3
2002	3-3	2-1	5-4
2003	2-1	2-4	4-5
2004	3-3	1-2	4-5
2005	3-4	1-2	4-6
2006	1-2	1-2	2-4
2007	2-1	1-5	3-6
2008	1-3	2-2	3-5
2009	3-3	1-3	4-6
2010	2-1	3-1	5-2
2011	1-2	2-4	3-6
2012	3-3	0-3	3-6
2013	3-0	2-1	5-1
2014	0-4	0-3	0-7
2015	1-3	1-2	2-5
2016	3-0	1-2	4-2
ALL-TIME	171-184	166-184	337-368

Won-Lost Record at Stadium

Metropolitan Stadium (1961-1981).....83-89
Metrodome (1982-2009).....75-82
Target Field (2010-present).....13-13
Wrigley Field (1961).....4-5
Dodger Stadium (1962-1965).....19-17
Angel Stadium (1966-present).....143-162



NEW YORK YANKEES

One East 161st St., Bronx, NY 10451
(718) 293-4300, P.R.: (718) 579-4460

Stadium (Capacity).....Yankee Stadium (49,469)
Dimensions (L-C-R).....318-408-314

Managing General Partner/Co-Chairperson.....Hal Z. Steinbrenner
General Partner/Co-Chairperson.....Hank G. Steinbrenner
President.....Randy Levine
Senior Vice President/General Manager.....Brian Cashman
Field Manager.....Joe Girardi
Executive Director, Communications & Media Relations.....Jason Zillo
Assistant Director, Baseball Information & Public Communications.....Michael Margolis

2016 Record.....84-78, fourth place AL East

2016 Twins vs. New York

6/16.....NY Yankees.....L.....1-4
6/17.....NY Yankees.....L.....2-8
6/18.....NY Yankees.....L.....6-7
6/19.....NY Yankees.....W.....7-4

6/24.....at NY Yankees.....L.....3-5
6/25.....at NY Yankees.....L.....1-2
6/26.....at NY Yankees.....W.....7-1

Last Minnesota Sweep.....at MIN.....at NY Yankees
3-Game.....September 6-8, 1991.....August 9-11, 1968
4-Game.....July 3-5, 1967.....Never

Last New York Sweep.....at MIN.....at NY Yankees
3-Game.....July 7-9, 2009.....August 17-19, 2015
4-Game.....July 1-4, 2013.....May 15-18, 2009

SERIES RESULTS, LAST 20 YEARS

YEAR	HOME	ROAD	TOTALS
1997	1-5	2-3	3-8
1998	3-2	1-5	4-7
1999	2-4	2-2	4-6
2000	2-2	3-3	5-5
2001	2-1	2-1	4-2
2002	0-3	0-3	0-6
2003	0-4	0-3	0-7
2004	2-1	0-3	2-4
2005	2-1	1-2	3-3
2006	2-1	1-2	3-3
2007	1-2	1-3	2-5
2008	4-3	0-3	4-6
2009	0-3	0-4	0-7
2010	1-2	1-2	2-4
2011	1-3	1-3	2-6
2012	1-2	2-2	3-4
2013	0-4	2-1	2-5
2014	1-3	2-1	3-4
2015	1-2	0-3	1-5
2016	1-3	1-2	2-5
ALL-TIME	139-173	116-184-1	255-357-1

Won-Lost Record at Stadium

Metropolitan Stadium (1961-1981).....69-77
Metrodome (1982-2009).....64-77
Target Field (2010-present).....6-19
Yankee Stadium I (1961-73;76-08).....103-159-1
Shea Stadium (1974-1975).....4-7
Yankee Stadium II (2009-present).....9-18



OAKLAND ATHLETICS

7000 Coliseum Way, Oakland, CA 94621
(510) 638-4900, P.R. FAX: (510) 562-1633

Stadium (Capacity).....Oakland Alameda Coliseum (35,067)
Dimensions (L-C-R).....330-400-330

Owner/Managing Partner.....Lewis Wolff
President.....Michael Crowley
Executive Vice President, Baseball Operations.....Billy Beane
General Manager.....David Forst
Field Manager.....Bob Melvin
Manager, Baseball Information.....Mike Selleck
Manager, Player & Media Relations.....Adam Loberstein

2016 Record.....69-93, fifth place AL West

2016 Twins vs. Oakland

5/30.....at OAK.....L.....2-3
5/31.....at OAK.....L.....4-7
6/1.....at OAK.....L.....1-5

7/4.....OAK.....L.....1-3
7/5.....OAK.....W.....11-4
7/6.....OAK.....W.....4-0

Last Minnesota Sweep.....at MIN.....at OAK Athletics
3-Game.....May 28-30, 2012.....July 18-20, 1997
4-Game.....July 12-15, 2007.....August 13-15, 1993

Last Oakland Sweep.....at MIN.....at OAK Athletics
3-Game.....April 7-10, 2014.....May 30-June 1, 2016
4-Game.....April 9-12, 1981.....September 19-22, 2013

SERIES RESULTS, LAST 20 YEARS

YEAR	HOME	ROAD	TOTALS
1997	3-2	4-2	7-4
1998	1-4	3-3	4-7
1999	5-1	2-4	7-5
2000	1-5	4-2	5-7
2001	3-3	2-1	5-4
2002	1-2	2-4	3-6
2003	6-0	2-1	8-1
2004	1-3	1-2	2-5
2005	1-3	3-3	4-6
2006	5-1	1-3	6-4
2007	4-0	1-2	5-2
2008	2-1	3-4	5-5
2009	1-2	3-4	4-6
2010	4-2	2-1	6-3
2011	1-2	3-2	4-4
2012	3-3	1-2	4-5
2013	1-2	0-4	1-6
2014	0-3	1-3	1-6
2015	3-1	1-2	4-3
2016	2-1	0-3	2-4
ALL-TIME*	169-131	128-166	297-297

*excludes 1961-1967 vs. Kansas City Athletics

Won-Lost Record at Stadium

Metropolitan Stadium (1968-1981).....69-46
Metrodome (1982-2009).....86-71
Target Field (2010-present).....14-14
Oakland Coliseum (1968-present).....128-166



SEATTLE MARINERS

1250 First Avenue South, Seattle, WA 98134
 Mailing Address: P.O. Box 4100, Seattle, WA 98194
 (206) 346-4000, P.R. FAX: (206) 346-4400

Stadium (Capacity)..... Safeco Field (47,943)
 Dimensions (L-C-R)..... 331-401-326

Chairman/CEO..... John Stanton
 President/COO..... Kevin Mather
 Executive Vice President/General Manager of Baseball Operations..... Jerry Dipoto
 Field Manager..... Scott Servais
 Senior Director, Baseball Information..... Tim Hevly
 Senior Managers, Baseball Information..... Kelly Munro & Fernando Alcalá

2016 Record..... 86-76, second place AL West

2016 Twins vs. Seattle

5/27..... at SEA..... W..... 7-2 9/23..... SEA..... L..... 1-10
 5/28..... at SEA..... W..... 6-5 9/24..... SEA..... W..... 3-2
 5/29..... at SEA..... W..... 5-4 9/25..... SEA..... L..... 3-4

Last Minnesota Sweep at MIN at SEA
 3-Game July 30-August 1, 2010 May 27-29, 2016
 4-Game April 25-28, 1991 Never

Last Seattle Sweep at MIN at SEA
 3-Game September 13-15, 1996 August 17-19, 2012
 4-Game May 29-June 1, 2003 Never

SERIES RESULTS, LAST 20 YEARS

YEAR	HOME	ROAD	TOTALS
1997	2-4	3-2	5-6
1998	0-6	2-3	2-9
1999	3-3	1-5	4-8
2000	2-4	1-5	3-9
2001	1-5	0-3	1-8
2002	2-1	3-3	5-4
2003	1-5	2-1	3-6
2004	3-0	2-4	5-4
2005	3-1	3-3	6-4
2006	4-1	1-2	5-3
2007	1-2	5-1	6-3
2008	3-0	2-4	5-4
2009	4-3	1-2	5-5
2010	3-0	3-4	6-4
2011	2-4	1-1	3-5
2012	1-3	1-5	2-8
2013	2-1	2-2	4-3
2014	2-1	3-1	5-2
2015	2-2	2-1	4-3
2016	1-2	3-0	4-2
ALL-TIME	116-102-1	97-119	213-221-1

Won-Lost Record at Stadium

Metropolitan Stadium (1977-1981)..... 17-18-1
 Metrodome (1982-2009)..... 86-71
 Target Field (2010-present)..... 13-13
 Kingdome (1977-1999)..... 62-77
 Safeco Field (1999-present)..... 35-42



TAMPA BAY RAYS

One Tropicana Drive, St. Petersburg, FL 33705
 (727) 825-3242, P.R. FAX: (727) 825-3111

Stadium (Capacity)..... Tropicana Field (31,042)
 Dimensions (L-C-R)..... 315-404-322

Principal Owner..... Stuart Sternberg
 President..... Brian Auld
 President, Baseball Operations..... Matt Silverman
 Field Manager..... Kevin Cash
 Vice President, Communications..... Rick Vaughn
 Senior Director, Communications..... Dave Haller

2016 Record..... 68-94, fifth place AL East

2016 Twins vs. Tampa Bay

6/2..... TB..... W..... 6-4 8/5..... at TB..... W..... 6-2
 6/3..... TB..... L..... 2-4 8/6..... at TB..... L..... 3-7
 6/4..... TB..... L..... 4-7 8/7..... at TB..... W..... 6-3
 6/5..... TB..... L..... 5-7

Last Minnesota Sweep at MIN at TB
 3-Game July 1-3, 2005 May 6-8, 2005
 4-Game July 17-20, 2006 Never

Last Tampa Bay Sweep at MIN at TB
 3-Game July 18-20, 2014 Never
 4-Game Never July 8-11, 2013

ALL-TIME SERIES RESULTS

YEAR	HOME	ROAD	TOTALS
1998	4-2	3-2	7-4
1999	1-3	4-2	5-5
2000	3-3	1-3	4-6
2001	1-2	0-4	1-6
2002	4-0	1-2	5-2
2003	3-0	3-0	6-0
2004	3-3	1-2	4-5
2005	3-0	3-0	6-0
2006	4-0	2-1	6-1
2007	2-2	1-2	3-4
2008	1-1	2-2	3-3
2009	2-1	1-2	3-3
2010	1-3	2-2	3-5
2011	2-4	1-3	3-7
2012	0-3	1-2	1-5
2013	1-2	0-4	1-6
2014	0-3	2-1	2-4
2015	2-1	2-1	4-2
2016	1-3	2-1	3-4
ALL-TIME	38-36	32-36	70-72

Won-Lost Record at Stadium

Metrodome (1998-2009)..... 31-17
 Target Field (2010-present)..... 7-19
 Tropicana Field (1998-present)..... 32-36



1000 Ballpark Way, Arlington, TX 76011
(817) 273-5222, P.R. FAX: (817) 273-5110

Stadium (Capacity).....Globe Life Park in Arlington (48,114)
Dimensions (L-C-R).....332-400-325

Co-Chairmen.....Ray C. Davis, Bob R. Simpson
President, Baseball Operations/General Manager.....Jon Daniels
Field Manager.....Jeff Banister
Executive Vice President, Communications.....John Blake
Senior Director, Media Relations.....Rich Rice

2016 Record.....95-67, first place AL West

2016 Twins vs. Texas

7/1.....TEX.....L.....2-3 7/8.....at TEX.....L.....5-6
7/2.....TEX.....W.....17-5 7/9.....at TEX.....W.....8-6
7/3.....TEX.....W.....5-4 7/10.....at TEX.....W.....15-5
7/7.....at TEX.....W.....10-1

Last Minnesota Sweep **at MIN** **at TEX**
3-Game September 3-5, 2010 September 7-9, 1976
4-Game Never Never

Last Texas Sweep **at MIN** **at TEX**
3-Game April 13-15, 2012 July 8-10, 2003
4-Game April 22-25, 1999 June 26-28, 1987

TEXAS RANGERS

SERIES RESULTS, LAST 20 YEARS

YEAR	HOME	ROAD	TOTALS
1997	1-4	2-4	3-8
1998	3-2	4-2	7-4
1999	0-6	0-6	0-12
2000	5-1	3-3	8-4
2001	1-2	3-3	4-5
2002	4-2	2-1	6-3
2003	3-0	2-4	5-4
2004	3-0	2-2	5-2
2005	2-4	1-2	3-6
2006	1-2	3-3	4-5
2007	5-1	2-1	7-2
2008	4-3	1-2	5-5
2009	2-1	4-3	6-4
2010	6-0	1-3	7-3
2011	3-1	2-2	5-3
2012	0-3	2-5	2-8
2013	2-2	2-1	4-3
2014	1-3	1-2	2-5
2015	2-1	1-2	3-3
2016	2-1	3-1	5-2
ALL-TIME*	143-118	121-148	264-266

*excludes 1961-1971 vs. Washington Senators

Won-Lost Record at Stadium

Metropolitan Stadium (1972-1981).....42-37
Metrodome (1982-2009).....85-70
Target Field (2010-present).....16-11
Arlington Stadium (1972-1993).....71-86
Globe Life Park in Arlington (1994-present)...50-62



1 Blue Jays Way, Suite 3200, Toronto, Ontario M5V 1J1
(416) 341-1000, P.R. FAX: (416) 341-1250

Stadium (Capacity).....Rogers Centre (49,288)
Dimensions (L-C-R).....328-400-328

Vice Chairman, Rogers Communications Inc......Phil Lind
President & Chief Executive Officer, Blue Jays.....Mark Shapiro
Executive Vice President, Baseball Operations/General Manager.....Ross Atkins
Field Manager.....John Gibbons
Vice President, Communications.....Jay Stenhouse
Manager, Baseball Information.....Mal Romanin

2016 Record.....89-73, tied-second place AL East (Wild Card)

2016 Twins vs. Toronto

5/19.....TOR.....L.....2-3 8/26.....at TOR.....L.....8-15
5/20.....TOR.....L.....3-9 8/27.....at TOR.....L.....7-8
5/21.....TOR.....W.....5-3 8/28.....at TOR.....L.....6-9
5/22.....TOR.....L.....1-3

Last Minnesota Sweep **at MIN** **at TOR**
3-Game July 26-28, 2002 April 11-13, 2003
4-Game July 21-23, 1979 Never

Last Toronto Sweep **at MIN** **at TOR**
3-Game September 6-8, 2013 August 26-28, 2016
4-Game Never August 3-6, 2015

TORONTO BLUE JAYS

SERIES RESULTS, LAST 20 YEARS

YEAR	HOME	ROAD	TOTALS
1997	2-4	1-4	3-8
1998	3-3	1-4	4-7
1999	3-3	1-3	4-6
2000	2-1	3-3	5-4
2001	1-3	1-2	2-5
2002	3-0	3-1	6-1
2003	0-3	3-0	3-3
2004	2-1	2-1	4-2
2005	2-1	2-1	4-2
2006	1-3	1-2	2-5
2007	4-3	0-3	4-6
2008	0-3	0-3	0-6
2009	1-3	2-2	3-5
2010	1-3	2-3	3-6
2011	0-3	1-2	1-5
2012	2-2	0-3	2-5
2013	0-3	1-2	1-5
2014	2-1	2-1	4-2
2015	2-1	0-4	2-5
2016	1-3	0-3	1-6
ALL-TIME	90-100	71-115	161-215

Won-Lost Record at Stadium

Metropolitan Stadium (1961-1981).....20-5
Metrodome (1982-2009).....62-79
Target Field (2010-present).....8-16
Exhibition Stadium (1977-May 1989).....30-40
Rogers Centre (June 1989-present).....41-75



ARIZONA DIAMONDBACKS

401 East Jefferson St., Phoenix, AZ 85004
(602) 462-6500, P.R. FAX: (602) 462-6600

Stadium (Capacity)..... Chase Field (48,519)
Dimensions (L-C-R)..... 330-407-335

Managing General Partner..... Ken Kendrick
President & Chief Executive Officer..... Derrick Hall
Chief Baseball Officer..... TBA
Senior Vice President & General Manager..... TBA
Field Manager..... TBA
Senior Vice President, Content & Communications..... Josh Rawitch
Senior Director, Player and Media Relations..... Casey Wilcox
Senior Manager, Player and Media Relations..... Pat O'Connell

2016 Record..... 69-93, fourth place NL West

2016 Twins vs. Arizona
None

Last Minnesota Sweep at MIN at ARI
3-Game June 20-22, 2008 Never
4-Game Never Never

Last Arizona Sweep at MIN at ARI
3-Game Never May 20-22, 2011
4-Game Never Never



ATLANTA BRAVES

755 Hank Aaron Drive, Atlanta, GA 30315
(404) 522-7630, P.R. FAX: (404) 614-1391

Stadium (Capacity)..... Turner Field (49,393)
Dimensions (L-C-R)..... 335-400-330

Chairman & Chief Executive Officer..... Terence F. McGuirk
Vice Chairman..... John Schuerholz
President, Baseball Operations..... John Hart
General Manager..... John Coppolella
Field Manager..... Brian Snitker
Senior Director, Media Relations..... Brad Hainje
Manager, Media Relations..... Adrienne Midgley

2016 Record..... 68-93, fourth place NL East

2016 Twins vs. Atlanta

7/26 ATL..... L 0-2
7/27 ATL..... L 7-9
8/16 at ATL..... W 4-2
8/17 at ATL..... W 10-3

Last Minnesota Sweep at MIN at ATL
2-Game Never August 16-17, 2016
3-Game June 12-14, 2007 Never
4-Game Never Never

Last Atlanta Sweep at MIN at ATL
2-Game July 26-27, 2016 Never
3-Game Never May 20-22, 2013
4-Game Never Never

ALL-TIME SERIES RESULTS

YEAR	HOME	ROAD	TOTALS
2003	1-2	-	1-2
2004	-	2-1	2-1
2005	-	2-1	2-1
2008	3-0	-	3-0
2011	-	0-3	0-3
2014	2-1	-	2-1
ALL-TIME	6-3	4-5	10-8

Won-Lost Record at Stadium

Metrodome (2003-2008)	4-2
Target Field (2014-present)	2-1
Chase Field (2004-present)	4-5

ALL-TIME SERIES RESULTS

YEAR	HOME	ROAD	TOTALS
2002	1-2	-	1-2
2007	3-0	-	3-0
2010	1-2	-	1-2
2013	-	0-3	0-3
2016	0-2	2-0	2-2
ALL-TIME	5-6	2-3	7-9

Won-Lost Record at Stadium

Metrodome (2002-07)	4-2
Target Field (2010-present)	1-4
Turner Field (2013-16)	2-3



1060 West Addison St., Chicago, IL 60613-4397
(773) 404-2827, P.R. FAX: (773) 404-4129

Stadium (Capacity).....Wrigley Field (41,268)
Dimensions (L-C-R).....355-400-353

Chairman.....Tom Ricketts
President, Baseball Operations.....Theo Epstein
Executive Vice President, General Manager.....Jed Hoyer
Field Manager.....Joe Maddon
Director, Media Relations.....Peter Chase
Assistant Director, Media Relations.....Jason Carr

2016 Record.....103-58-1, first place NL Central

2016 Twins vs. Chicago
None

Last Minnesota Sweep at MIN at CHC
3-Game June 23-25, 2006 Never
4-Game Never Never

Last Chicago Sweep at MIN at CHC
3-Game Never June 15-17, 2001
4-Game Never Never

CHICAGO CUBS

ALL-TIME SERIES RESULTS

YEAR	HOME	ROAD	TOTALS
1997	--	1-2	1-2
1998	2-1	--	2-1
1999	--	1-2	1-2
2000	1-2	--	1-2
2001	--	0-3	0-3
2006	3-0	--	3-0
2009	--	2-1	2-1
2012	2-1	--	2-1
2015	1-2	--	1-2
ALL-TIME	9-6	4-8	13-14

Won-Lost Record at Stadium

Metrodome (1998-2006).....6-3
Target Field (2012-present).....3-3
Wrigley Field (1997-present).....4-8



100 Joe Nuxhall Way, Cincinnati, OH 45202
(513) 765-7800, P.R. FAX: (513) 765-7180

Stadium (Capacity).....Great American Ball Park (42,271)
Dimensions (L-C-R).....328-404-325

President & Chief Executive Officer.....Bob Castellini
President, Baseball Operations.....Walt Jocketty
Senior Vice President, General Manager.....Dick Williams
Field Manager.....Bryan Price
Director, Media Relations.....Rob Butcher
Assistant Directors, Media Relations.....Larry Herms & Jamie Ramsey

2016 Record.....68-94, fifth place NL Central

2016 Twins vs. Cincinnati
None

Last Minnesota Sweep at MIN at CIN
3-Game July 7-8, 2001 Never
4-Game Never Never

Last Cincinnati Sweep at MIN at CIN
3-Game Never June 2-4, 2000
4-Game Never Never

CINCINNATI REDS

ALL-TIME SERIES RESULTS

YEAR	HOME	ROAD	TOTALS
1997	2-1	--	2-1
1998	--	1-2	1-2
1999	2-1	--	2-1
2000	--	0-3	0-3
2001	3-0	--	3-0
2012	--	2-1	2-1
2015	--	1-2	1-2
ALL-TIME	7-2	4-8	11-10

Won-Lost Record at Stadium

Metrodome (1997-2001).....7-2
Cinergy Field (1998-2000).....1-5
Great American Ball Park (2012-present).....3-3



COLORADO ROCKIES

2001 Blake St., Denver, CO 80205
(303) 292-0200, P.R. FAX: (303) 312-2319

Stadium (Capacity).....Coors Field (50,398)
Dimensions (L-C-R).....347-415-350

Owner, Chairman & Chief Executive Officer.....Richard L. Monfort
Owner, General Partner.....Charlie Monfort
Senior Vice President, General Manager.....Jeff Bridich
Field Manager.....TBA
Director, Communications.....Warren Miller

2016 Record.....75-87, third place NL West

2016 Twins vs. Colorado
None

Last Minnesota Sweep at MIN at COL
3-Game Never Never
4-Game Never Never

Last Colorado Sweep at MIN at COL
3-Game Never Never
4-Game Never Never

ALL-TIME SERIES RESULTS

YEAR	HOME	ROAD	TOTALS
2003	2-1	-	2-1
2008	-	1-2	1-2
2010	2-1	-	2-1
2014	-	2-1	2-1
ALL-TIME	4-2	3-3	7-5

Won-Lost Record at Stadium

Metrodome (2003).....	2-1
Target Field (2010-present).....	2-1
Coors Field (2008-present).....	3-3



LOS ANGELES DODGERS

1000 Elysian Park Avenue, Los Angeles, CA 90012
(323) 224-1301, P.R. FAX: (323) 224-1459

Stadium (Capacity).....Dodger Stadium (56,000)
Dimensions (L-C-R).....330-395-330

Chairman & Owner.....Mark Walter
President and Chief Executive Officer.....Stan Kasten
President of Baseball Operations.....Andrew Friedman
General Manager.....Farhan Zaidi
Field Manager.....Dave Roberts
Senior Director, Public Relations.....Joe Jareck
Assistant Director, Public Relations.....Yvonne Carrasco
Senior Manager, Public Relations.....Jon Chapper

2016 Record.....91-71, first place NL West

2016 Twins vs. Los Angeles
None

Last Minnesota Sweep at MIN at LAD
3-Game June 26-28, 2006 Never Never
4-Game Never Never

Last Los Angeles Sweep at MIN at LAD
3-Game April 30-May 1, 2014 Never Never
4-Game Never Never

ALL-TIME SERIES RESULTS

YEAR	HOME	ROAD	TOTALS
2005	-	1-2	1-2
2006	3-0	-	3-0
2011	2-1	-	2-1
2014	0-3	-	0-3
ALL-TIME	5-4	1-2	6-6

Won-Lost Record at Stadium

Metrodome (2006).....	3-0
Target Field (2011-present).....	2-4
Dodger Stadium (2005-present).....	1-2



501 Marlins Way, Miami, FL 33125
(305) 480-1300, P.R. FAX: (305) 480-3012

Stadium (Capacity).....Marlins Park (37,442)
Dimensions (L-C-R).....344-422-335

Owner & Chief Executive Officer.....Jeffrey H. Loria
President.....David Samson
President, Baseball Operations.....Michael Hill
Field Manager.....Don Mattingly
Senior Vice President, Communications & Broadcasting.....P.J. Loyello
Senior Director, Communications.....Matt Roebuck
Director, Publications & Baseball Information.....Marty Sewell

2016 Record.....79-82, third place NL East

2016 Twins vs. Miami
6/7.....MIA.....W.....6-4
6/8.....MIA.....W.....7-5
6/9.....MIA.....L.....3-10

Last Minnesota Sweep.....at MIN.....at MIA
2-Game.....Never.....Never
3-Game.....Never.....Never
4-Game.....Never.....Never

Last Miami Sweep.....at MIN.....at MIA
2-Game.....Never.....June 25-26, 2013
3-Game.....Never.....Never
4-Game.....Never.....Never



One Brewers Way, Milwaukee, WI 53214
(414) 902-4500, P.R. FAX: (414) 902-4053

Stadium (Capacity).....Miller Park (41,900)
Dimensions (L-C-R).....344-400-345

Chairman/Principal Owner.....Mark Attanasio
General Manager.....David Stearns
Field Manager.....Craig Counsell
Vice President, Communications.....Tyler Barnes
Senior Director, Media Relations.....Mike Vassallo
Senior Manager, Media Relations.....Ken Spindler

2016 Record.....73-89, fourth place NL Central

2016 Twins vs. Milwaukee
4/18.....MIL.....W.....7-4
4/19.....MIL.....L.....5-6
4/20.....at MIL.....L.....5-10
4/21.....at MIL.....W.....8-1

Last Minnesota Sweep.....at MIN.....at MIL
2-Game.....May 29-30, 2013.....May 27-28, 2013
3-Game.....May 22-24, 2009.....September 15-17, 1978
4-Game.....Never.....Never

Last Milwaukee Sweep.....at MIN.....at MIL
2-Game.....Never.....Never
3-Game.....July 8-10, 1988.....June 24-26, 2011
4-Game.....May 17-20, 1996.....August 24-27, 1995

MIAMI MARLINS

ALL-TIME SERIES RESULTS

YEAR	HOME	ROAD	TOTALS
2002	2-1	-	2-1
2007	--	2-1	2-1
2013	1-1	0-2	1-3
2016	2-1	--	2-1
ALL-TIME	5-3	2-3	7-6

Won-Lost Record at Stadium
Metrodome (2002).....2-1
Target Field (2013-present).....3-2
Dolphin Stadium (2007).....2-1
Marlins Park (2013-present).....0-2

MILWAUKEE BREWERS

SERIES RESULTS, LAST 20 YEARS

YEAR	HOME	ROAD	TOTALS
1997	4-2	3-3	7-5
1998	0-2	--	0-2
1999	--	2-0	2-0
2000	1-2	--	1-2
2001	--	2-1	2-1
2002	2-1	2-1	4-2
2003	2-1	1-2	3-3
2004	1-2	1-2	2-4
2005	2-1	1-2	3-3
2006	3-0	2-1	5-1
2007	1-2	2-1	3-3
2008	2-1	2-1	4-2
2009	3-0	2-1	5-1
2010	2-1	0-3	2-4
2011	2-1	0-3	2-4
2012	1-2	2-1	3-3
2013	2-0	2-0	4-0
2014	1-1	1-1	2-2
2015	1-2	1-2	2-4
2016	1-1	1-1	2-2
ALL-TIME*	119-101	105-116	224-217

*excludes 1969 vs. Seattle Pilots

Won-Lost Record at Stadium
Metropolitan Stadium (1970-1981).....41-35
Metrodome (1982-2009).....68-58
Target Field (2010-present).....10-8
County Stadium (1970-2000).....83-93
Miller Park (2001-present).....22-23



NEW YORK METS

123-01 Roosevelt Ave, NY 11368
(718) 507-6387, P.R. FAX: (718) 507-6395

Stadium (Capacity).....Citi Field (41,922)
Dimensions (L-C-R).....335-408-330

Chairman & Chief Executive Officer.....Fred Wilpon
President.....Saul B. Katz
General Manager.....Sandy Alderson
Field Manager.....Terry Collins
Vice President, Media Relations.....Jay Horwitz
Director, Media Relations.....Ethan Wilson

2016 Record.....87-75, second place NL East (Wild Card)

2016 Twins vs. New York

9/16.....at NYM.....L.....0-3
9/17.....at NYM.....L.....2-3
9/18.....at NYM.....L.....2-3

Last Minnesota Sweep.....at MIN
3-Game.....June 8-10, 2004.....Never
4-Game.....Never.....Never

Last New York Sweep.....at MIN
3-Game.....April 12-13, August 19, 2013.....September 16-18, 2016
4-Game.....Never.....Never

ALL-TIME SERIES RESULTS

YEAR	HOME	ROAD	TOTALS
2002	--	1-2	1-2
2004	3-0	--	3-0
2007	--	2-1	2-1
2010	--	1-2	1-2
2013	0-3	--	0-3
2016	--	0-3	0-3
ALL-TIME	3-3	4-8	7-11

Won-Lost Record at Stadium

Metrodome (2004).....3-0
Target Field (2013-present).....0-3
Shea Stadium (2002-2007).....3-3
Citi Field (2010-present).....1-2



PHILADELPHIA PHILLIES

One Citizens Bank Way, Philadelphia, PA 19148
(215) 463-6000, P.R. FAX: (215) 389-3050

Stadium (Capacity).....Citizens Bank Park (43,651)
Dimensions (L-C-R).....329-401-330

President.....Andy MacPhail
Chairman.....David Montgomery
Vice President, General Manager.....Matt Klentak
Field Manager.....Pete Mackanin
Vice President, Communications.....Bonnie Clark
Director, Baseball Communications.....Greg Casterioto

2016 Record.....71-91, fourth place NL East

2016 Twins vs. Philadelphia

6/21.....PHI.....W.....14-10
6/22.....PHI.....W.....6-5
6/23.....PHI.....L.....3-7

Last Minnesota Sweep.....at PHI
3-Game.....Never.....Never
4-Game.....Never.....Never

Last Philadelphia Sweep.....at PHI
3-Game.....Never.....Never
4-Game.....Never.....Never

ALL-TIME SERIES RESULTS

YEAR	HOME	ROAD	TOTALS
2002	--	2-1	2-1
2004	1-2	--	1-2
2010	--	2-1	2-1
2012	1-2	--	1-2
2013	2-1	--	2-1
2016	2-1	--	2-1
ALL-TIME	6-6	4-2	10-8

Won-Lost Record at Stadium

Metrodome (2004).....1-2
Target Field (2012-present).....5-4
Veterans Stadium (2002).....2-1
Citizens Bank Park (2010-present).....2-1



PITTSBURGH PIRATES

115 Federal St., Pittsburgh, PA 15212
(412) 323-5000, P.R. FAX: (412) 325-4413

Stadium (Capacity).....PNC Park (38,362)
Dimensions (L-C-R).....325-399-320

Chairman of the Board.....Bob Nutting
President.....Frank Coonelly
Executive Vice President, General Manager.....Neal Huntington
Field Manager.....Clint Hurdle
Director, Baseball Communications.....Jim Trdinich
Director, Media Relations.....Dan Hart

2016 Record.....78-83-1, third place NL Central

2016 Twins vs. Pittsburgh
None

Last Minnesota Sweep at MIN at PIT
2-Game Never May 19-20, 2015
3-Game Never June 16-18, 2006
4-Game Never Never

Last Pittsburgh Sweep at MIN at PIT
2-Game July 29-28, 2015 Never
3-Game Never Never
4-Game Never Never

ALL-TIME SERIES RESULTS

YEAR	HOME	ROAD	TOTALS
1997	2-1	-	2-1
1998	-	1-2	1-2
1999	2-1	-	2-1
2000	-	1-2	1-2
2001	2-1	-	2-1
2006	-	3-0	3-0
2009	2-1	-	2-1
2012	-	1-2	1-2
2015	0-2	2-0	2-2
ALL-TIME	8-6	8-6	16-12

Won-Lost Record at Stadium

Metrodome (1997-2009).....8-4
Target Field (2015-present).....0-2
Three Rivers Stadium (1998-2000).....2-4
PNC Park (2006-present).....6-2



ST. LOUIS CARDINALS

700 Clark St., St. Louis, MO 63102
(314) 345-9600, P.R. FAX: (314) 345-9530

Stadium (Capacity).....Busch Stadium (45,538)
Dimensions (L-C-R).....336-400-335

Chairman & Chief Executive Officer.....William O. DeWitt, Jr.
Senior Vice President & General Manager.....John Mozeliak
Field Manager.....Mike Matheny
Director, Communications.....Brian Bartow
Manager, Communications.....Melody Yount

2016 Record.....86-76, second place NL Central

2016 Twins vs. St. Louis
None

Last Minnesota Sweep at MIN at STL
2-Game June 17-18, 2015 Never
3-Game Never Never
4-Game Never Never

Last St. Louis Sweep at MIN at STL
2-Game Never June 15-16, 2015
3-Game Never July 15-17, 2001
4-Game Never Never

ALL-TIME SERIES RESULTS

YEAR	HOME	ROAD	TOTALS
1997	-	0-3	0-3
1998	2-1	-	2-1
1999	-	2-1	2-1
2000	2-1	-	2-1
2001	-	0-3	0-3
2009	-	2-1	2-1
2015	2-0	0-2	2-2
ALL-TIME	6-2	4-10	10-12

Won-Lost Record at Stadium

Metrodome (1998-2000).....4-2
Target Field (2015-present).....2-0
Busch Stadium I (1997-2001).....2-7
Busch Stadium II (2009-present).....2-3



SAN DIEGO PADRES

100 Park Boulevard, San Diego, CA 92101
(619) 795-5000, P.R. FAX: (619) 795-5266

Stadium (Capacity).....PETCO Park (40,162)
Dimensions (L-C-R).....336-396-322

Executive Chairman.....Ron Fowler
President/Chief Executive Officer.....TBA
Executive Vice President/General Manager.....A.J. Preller
Field Manager.....Andy Green
Director, Communications.....Shana Wilson
Senior Manager, Media Relations.....Josh Ishoo

2016 Record.....68-94, fifth place NL West

2016 Twins vs. San Diego
None

Last Minnesota Sweep at MIN at SD
2-Game.....Never.....May 20-21, 2014
3-Game.....June 17-19, 2011.....June 24-26, 2008
4-Game.....Never.....Never

Last San Diego Sweep at MIN at SD
2-Game.....Never.....Never
3-Game.....Never.....Never
4-Game.....Never.....Never

ALL-TIME SERIES RESULTS

YEAR	HOME	ROAD	TOTALS
2003	--	2-1	2-1
2005	1-2	--	1-2
2008	--	3-0	3-0
2011	3-0	--	3-0
2014	1-1	2-0	3-1
TOTALS	5-3	7-1	12-4

Won-Lost Record at Stadium

Metrodome (2005).....	1-2
Target Field (2011-present).....	4-1
Qualcomm Stadium (2003).....	2-1
PETCO Park (2008-present).....	5-0



SAN FRANCISCO GIANTS

24 Willie Mays Plaza, San Francisco, CA 94107
(415) 972-2000, P.R. FAX: (415) 947-2800

Stadium (Capacity).....AT&T Park (41,915)
Dimensions (L-C-R).....339-399-309

President & Chief Executive Officer.....Laurence M. Baer
Executive Vice President of Baseball Operations.....Brian Sabean
Senior Vice President/General Manager.....Bobby Evans
Field Manager.....Bruce Bochy
Senior Director, Media Relations.....Matt Chisholm
Media Relations Manager.....Liam Connolly

2016 Record.....87-75, second place NL West (Wild Card)

2016 Twins vs. San Francisco
None

Last Minnesota Sweep at MIN at SF
3-Game.....Never.....Never
4-Game.....Never.....Never

Last San Francisco Sweep at MIN at SF
3-Game.....Never.....May 23-25, 2014
4-Game.....Never.....Never

ALL-TIME SERIES RESULTS

YEAR	HOME	ROAD	TOTALS
2003	--	2-1	2-1
2005	1-2	--	1-2
2011	--	1-2	1-2
2014	--	0-3	0-3
ALL-TIME	1-2	3-6	4-8

Won-Lost Record at Stadium

Metrodome (2005).....	1-2
AT&T Park (2003-present).....	3-6

2016 TWINS INTERLEAGUE PLAY

DATE	OPPONENT	W/L	SCORE	WINNER	LOSER	RECORD	ALL-TIME
4/18	Milwaukee	W	7-4 (6 inn.)	Hughes	Anderson	1-0	183-160
4/19	Milwaukee	L	5-6	Thornburg	Jepsen	1-1	183-161
4/20	at Milwaukee	L	5-10	Nelson	Pressly	1-2	183-162
4/21	at Milwaukee	W	8-1	Nolasco	Jungmann	2-2	184-162
4/22	at Washington	L	4-8	Gonzalez	Gibson	2-3	184-163
4/23	at Washington	L	0-2	Roark	Hughes	2-4	184-164
4/24	at Washington	L	5-6 (16 inn.)	Perez	Tonkin	2-5	184-165
6/7	Miami	W	6-4 (11 inn.)	Boshers	McGowan	3-5	185-165
6/8	Miami	W	7-5	Rogers	Wittgren	4-5	186-165
6/9	Miami	L	3-10	Koehler	Santana	4-6	186-166
6/21	Philadelphia	L	14-10	Boshers	Nola	5-6	187-166
6/22	Philadelphia	W	6-5	Rogers	Hernandez	6-6	188-166
6/23	Philadelphia	L	3-7	Eickhoff	Nolasco	6-7	188-167
7/26	Atlanta	L	0-2	Harrell	Santana	6-8	188-168
7/27	Atlanta	L	7-9	Foltynewicz	Duffey	6-9	188-169
8/16	at Atlanta	W	4-2	Santana	De La Cruz	7-9	189-169
8/17	at Atlanta	W	10-3	Gibson	O'Flaherty	8-9	190-169
9/16	at New York-NL	L	0-3	Colon	Berrios	8-10	190-170
9/17	at New York-NL	L	2-3 (12 inn.)	Edgin	O'Rourke	8-11	190-171
9/18	at New York-NL	L	2-3	Goeddel	Gibson	8-12	190-172

TWINS INTERLEAGUE PLAY RECORD BY YEAR

1997.....	7-8	2007.....	11-7
1998.....	7-9	2008.....	14-4
1999.....	10-7	2009.....	12-6
2000.....	7-11	2010.....	8-10
2001.....	9-9	2011.....	8-10
2002.....	10-8	2012.....	9-9
2003.....	10-8	2013.....	8-12
2004.....	11-7	2014.....	9-11
2005.....	8-10	2015.....	8-12
2006.....	16-2	2016.....	8-12



TWINS INTERLEAGUE PLAY HISTORY

PITCHERS HITTING


YEAR	AVG	AB	R	H	2B	3B	HR	RBI	SH	SF	BB	SO
1997	.111	18	0	2	0	0	0	1	1	0	0	6
1998	.313	16	1	5	0	0	0	1	0	0	0	9
1999	.056	18	0	1	0	0	0	0	0	0	3	8
2000	.176	17	1	3	2	0	0	0	2	0	0	9
2001	.353	17	2	6	2	0	0	1	1	0	0	4
2002	.227	22	0	5	0	0	0	1	1	0	1	6
2003	.200	20	1	4	0	0	0	0	5	0	2	7
2004	.143	21	0	3	0	0	0	2	2	0	0	8
2005	.091	22	1	2	0	0	0	0	2	0	0	5
2006	.105	19	1	2	0	0	0	1	3	0	1	10
2007	.080	25	2	2	1	1	0	1	5	0	1	5
2008	.277	18	2	5	1	0	0	3	5	0	0	5
2009	.000	21	0	0	0	0	0	0	5	0	1	10
2010	.176	17	0	3	0	0	0	0	5	0	0	9
2011	.150	20	0	3	1	0	0	1	0	0	1	7
2012	.053	19	1	1	0	0	0	1	1	0	1	11
2013	.053	19	0	1	0	0	0	0	4	0	0	11
2014	.091	22	0	2	1	0	0	1	0	0	0	14
2015	.150	20	0	3	0	0	0	0	0	0	0	10
2016	.125	24	1	3	0	0	0	0	2	0	2	14
TOTALS	.142	395	13	56	8	1	0	14	44	0	13	168

TEAM RECORDS

Last Minnesota Sweep.....	2-0, August 16-17, 2016 at ATL
Last Sweep of Minnesota.....	0-3, September 16-18, 2016 at NYM
Largest Margin, Victory.....	12 runs, 3x, 5/21/10 vs. MIL (15-3)
Largest Margin, Defeat.....	15 runs, 6/27/11 vs. LAD (0-15)
Most Runs Scored.....	16, 5/20/06 at MIL
Most Runs Allowed.....	16, 5/20/12 at MIL
Twins Home Record.....	105-75
Twins Road Record.....	85-97
Winning Streak.....	12, 6/22/06-5/19/07
Losing Streak.....	6, 6/22-27/11

INDIVIDUAL HIGHS

PITCHING	HITTING
WINS, Career.....	16, Santana
Season.....	5, Liriano, (2006)
LOSSES, Career.....	11, Radke
Season.....	4, Radke (2005)
SAVES, Career.....	27, Nathan
Season.....	6, 7x, last Perkins (2015)
STRIKEOUTS, Career.....	191, Santana
Season.....	43, Liriano (2006)
AVERAGE (min. 150 PA), Career.....	.350, Young
Season.....	.492, Mauer (2006)
HITS, Career.....	248, Mauer
Season.....	30, Mauer (2006)
HOME RUNS, Career.....	33, Hunter
Season.....	9, Plouffe (2012)
RBI, Career.....	107, Morneau
Season.....	20, Cuddyer/Morneau (2006)



MINOR LEAGUE INFORMATION

MINNESOTA TWINS – MINOR LEAGUE DEPT.

Target Field
1 Twins Way
Minneapolis, MN 55403
P: (612) 659-3480 F: (612) 659-4026



MINNESOTA TWINS – SPRING TRAINING

CenturyLink Sports Complex
14110 Six Mile Cypress Pkwy.
Ft. Myers, FL 33912
P: (239) 479-6400

MINNESOTA TWINS MINOR LEAGUE SYSTEM

Director, Minor League Operations Brad Steil
Senior Manager, Minor League Administration Kate Townley
Senior Manager, Florida Operations Brian Maloney
Assistant, Florida and Latin American Operations Rafael Yanez

MINOR LEAGUE INSTRUCTORS

Field Coordinator Joel Lepel
Pitching Coordinator Eric Rasmussen
Hitting Coordinator Rick Eckstein
Hitting Instructor Tony Oliva
Minor League Infield and Baserunning Coordinator Sam Perlozzo
Latin America Coordinator Jose Marzan
Minor League Athletic Training and Rehab Coordinator Chad Jackson
Minor League Rehab Assistant Corey Dietze
Minor League Strength and Conditioning Coordinator Erik Beiser
Minor League Video Coordinator David Jeffrey
Equipment Manager Dave Ringler

TWINS 2016 ORGANIZATIONAL STANDINGS

TEAM	LEAGUE	LEVEL	WON-LOST	STANDINGS	GB/GA
Rochester	International	Triple-A	81-63 (North Division)	Third	-10.5
Chattanooga	Southern	Double-A	36-34 1st Half (North Division)	Second	-10.0
			39-31 2nd Half (North Division)	Second	-3.0
			75-65 Season Total (North Division)	Third	-9.5
Ft. Myers	Florida State	High-A	34-35 1st Half (South Division)	Third	-4.5
			36-33 2nd Half (South Division)	Third	-3.5
			70-68 Season Total (South Division)	Third	-5.5
Cedar Rapids*	Midwest	Low-A	36-33 1st Half (Western Division)	Third	-3.5
			42-28 2nd Half (Western Division)	Second	-5.0
			78-61 Season Total (Western Division)	Second	-7.5
Elizabethton#	Appalachian	Rookie	36-31 (West Division)	Second	-2.5
GCL Twins	Gulf Coast	Rookie	39-29 (South Division)	Second	-0.5
DSL Twins	Dominican Summer League	Rookie	36-34 (Boca Chica South)	Fifth	-11.5

* Cedar Rapids lost 2-1 in the Midwest League Semifinals to Clinton.

Elizabethton lost 2-1 in the Appalachian League Semifinals to Johnson City.

TWINS MINOR LEAGUE STADIUMS PLAYING DIMENSIONS & ATTENDANCE FIGURES

CITY	NAME	SURFACE	DIMENSIONS			TOTAL	ATTENDANCE	
			LF	CF	RF		DATES	AVERAGE
Rochester	Frontier Field	Natural	335'	402'	325'	434,897	68	6,396
Chattanooga	AT&T Field	Natural	330'	400'	325'	223,517	70	3,193
Ft. Myers	Bill Hammond Stadium	Natural	330'	405'	330'	124,273	65	1,912
Cedar Rapids	Veterans Memorial Stadium	Natural	315'	400'	325'	166,413	67	2,484
Elizabethton	Joe O'Brien Field	Natural	339'	399'	322'	19,427	31	627
Ft. Myers (GCL Twins)	CenturyLink Sports Complex	Natural	330'	405'	330'			

2016 MINOR LEAGUE RECAP



ROCHESTER (81-63, Triple-A, International League) — The Red Wings finished third in the International League North Division with a record of 81-63. 30 different players recorded an at-bat for Rochester, and 32 different players threw a pitch for the Red Wings this season. The offense was full of power, as Rochester tied for the league lead in home runs with 129. Outfielder Adam Brett Walker II finished second in the International League in home runs with 27, and the Red Wings had six players finish with double-digit home runs. Left-handed pitcher Jason Wheeler led the team in wins and innings pitched, and right-handed pitcher Jose Berrios led in ERA and strikeouts. Both players were rewarded for their performances by being named International League All-Stars. Even though he was up and down between Rochester and the Twins, Berrios pitched well enough to finish in the top 10 in strikeouts in the International League, as well as finishing tied for sixth in wins. Fellow teammate and left-handed pitcher Andrew Albers also finished tied for sixth with 10 wins, both finishing behind Wheeler, who tied for the league lead with 11 wins. The Red Wings trotted out the International League's top closer right-handed pitcher Edward Mujica. Mujica racked up 26 saves in 42 appearances for the Red Wings.



CHATTANOOGA (75-65, Double-A, Southern League) — The Lookouts finished the season third in the Southern League North Division with a record of 75-65 and failed to make the playoffs one year after winning the league title. They used a quick and balanced attack at the plate, finishing first in stolen bases (145), second in hits (1206), runs (630) and triples (45), and tied for second in both batting average (.257) and RBI (572) in the Southern League. The pitching staff posted a 3.60 ERA and finished second in the league with five complete games. Individually at the plate, the Lookouts offense was led by outfielder Zack Granite, who led the team in batting average (.295), hits (155), runs (86) and stolen bases (56) on his way to being named team MVP. His numbers were also amongst the top in the Southern League, finishing first in at-bats (526), hits and stolen bases, and finishing second in the league in runs and third in triples. On the mound, the Lookouts were paced by their starting pitching and back-end of the bullpen. Plenty of top organizational talent pitched for the Lookouts during the 2016 season, as left-handed pitchers Tyler Jay (MLB.com #1 prospect) and Stephen Gonsalves (MLB.com #3 prospect), and right-handed pitcher Kohl Stewart (MLB.com #5 prospect) each made starts for the Lookouts. Right-handed pitcher Aaron Slegers led the team with 10 wins, 145.1 innings pitched and 104 strikeouts in a team-high 25 starts. Right-handed pitcher Trevor Hildenberger led the team in saves with 16 while posting a 0.70 ERA in 38.2 innings. Gonsalves made 13 starts, going 8-1 with a 1.82 ERA in 74.1 innings after being promoted from Single-A Ft. Myers June 22.



FT. MYERS (70-68, High-A, Florida State League) — The Miracle finished in third place in the FSL South in both the first and second half of the season, posting an overall record of 70-68 and failing to reach the postseason for the second straight year. The team found success with the pitching staff, which finished second in the league in ERA (3.20) and runs allowed (496), and fourth in strikeouts (1,035), hits allowed (1,088) and WHIP (1.27). Right-handed pitcher Felix Jorge led the team in wins, going 9-3 with a 1.55 ERA in 14 starts before being promoted to Chattanooga in July. The Miracle hosted the All-Star Game and had nine players named to the All-Star team, including seven pitchers. Infielder Nick Gordon was the lone Miracle to be named to the Postseason All-Star team after hitting a team-best .291 with three home runs and 52 RBI in 116 games; he finished fifth in the FSL in batting average. Outfielder Edgar Corcino, who was named a Midseason All-Star, was named Player of the Week for the period of May 2-8, and left-handed pitcher Tyler Jay earned Pitcher of the Week honors for the period of May 30-June 5 after striking out a career-high 11 batters in a scoreless start.



CEDAR RAPIDS (78-61, Low-A, Midwest League) — The Kernels finished the regular season 78-61 and qualified for the Postseason for the fourth straight year. The Kernels defeated Wisconsin 2-0 in the West Division Quarterfinals but lost to Clinton 2-1 in the semifinals. On offense, the Kernels ranked near the top of the league in multiple categories. They finished second in hits (1241) and runs (645), and third in RBI (572), total bases (1747), walks (471) and OPS (.695). On the mound, Cedar Rapids posted a 3.18 ERA, good for third best in the league, and also allowed the fewest hits (1035). The offense was paced by infielders Luis Arraez and Zander Wiel. Arraez led the league in batting average (.347) and was second in hits (165), while his 66 RBI were good for second on the Kernels team. Wiel led the league in RBI (86) and was second in home runs (19), while leading the Kernels with his 75 runs. On the mound, the top hurlers for the Kernels were lefty Lachlan Wells and righty Randy LeBlanc. LeBlanc went 6-2 with a 0.74 ERA in nine starts before being promoted to Ft. Myers on May 31. On June 24, Wells was promoted to Cedar Rapids from Elizabethton and went on to throw 71.1 innings for the Kernels posting a record of 6-4 with a 1.77 ERA.



ELIZABETHTON (36-31, Rookie Advanced, Appalachian League) — The Elizabethton Twins finished 36-31 and in second place in the Appalachian League West Division, 2.5 games behind Johnson City, but earned a Wild Card berth. The E-Twins lost in the semi-final series 2-1 to the eventual league champions, Johnson City. The offense tied for the league lead with 60 home runs, led by infielder Amaury Minier's 10, which ranked tied for fourth in the league. Infielders Lewin Diaz and Travis Blankenhorn added nine each. Diaz finished among Appy League leaders in multiple offensive categories, including second in extra-base hits (26) and slugging percentage (.575), fourth in total bases (100), and 10th in batting average (.310). Right-handed pitcher Patrick McGruff recorded a league-best nine saves while posting a 2.77 ERA in 18 relief appearances. Outfielder and 2016 first-round pick Alex Kirilloff won Player of the Week award for the period of July 18-24, and right-handed pitcher Tyler Wells was named the Pitcher of the Week for the week of August 22-28.

GCL TWINS (32-29, Rookie, Gulf Coast League) — The GCL Twins finished second in the GCL South, 0.5 game behind the Red Sox. The Twins offense finished last in batting average (.225) and strikeouts (530) but were a menace on the base paths, stealing a league-high 107 bases. The pitching staff posted the third lowest ERA in the GCL (2.79). Their 22 saves led the GCL, and they finished second in WHIP (1.13) and home runs allowed (11). Left-handed starter Bo Hellquist anchored the pitching staff, winning a team-high five games with a 2.25 ERA. Moises Gomez was the GCL Twins toughest reliever, appearing in 14 games and going 4-0 with a 1.19 ERA. Outfielder Aaron Whitefield led the offense, collecting a team-high 57 hits while hitting .298 on the season. Whitefield also collected a league-high 31 stolen bases.

DSL TWINS (36-34, Rookie, Dominican Summer League) — The DSL Twins finished fifth in the DSL South with a record of 36-34. The offense hit .256 on the season, 10th in the 42-team league, and stole 100 bases with a .351 slugging, each good for sixth in the DSL. Contrarily, the pitching staff posted a 4.11 ERA, which was eighth worst in the league. A bright spot for the pitching staff was their 545 strikeouts, which was fifth best in the DSL. Offensively, the DSL Twins were led by 19-year-old infielder Edgar Herrera, who hit .317 with a team-high 59 hits, 11 doubles, three triples and 14 RBI and 17-year-old infielder Victor Tademo who hit .311 with 55 hits, a team-high 16 doubles, 22 RBI and 21 stolen bases. The pitching staff was led by 19-year-old righty Carlos Suniaga, who had a team-best seven wins and 1.01 WHIP with a 2.03 ERA.



TRIPLE-A ROCHESTER

ROCHESTER RED WINGS

International League - Triple-A (14th year)

Red Wings 2016 Record: 81-63 (3rd in North)

One Morrie Silver Way
Rochester, New York 14608
(585) 454-1001
FAX: (585) 454-1056

Capacity 10,840
Manager Mike Quade
Pitching Coach Marty Mason
Hitting Coach Chad Allen
Trainer Larry Benness
Strength and Conditioning Coach Dax Fiore

President/CEO Naomi Silver
General Manager Dan Mason
Media Relations Nate Rowan
Stadium Frontier Field

2016 ROCHESTER FINAL STATISTICS

PLAYER	AVG	G	AB	R	H	2B	3B	HR	RBI	SF	SH	HB	BB	SO	SB	CS	E	OBP
Beresford, James	.269	122	465	63	125	14	3	0	35	3	4	1	43	78	2	1	4	.330
Britton, Buck	.194	73	253	27	49	13	1	3	25	2	0	0	16	47	0	1	1	.240
Buxton, Byron	.305	49	190	41	58	11	3	11	24	2	0	3	14	58	7	0	1	.359
Centeno, Juan	.245	15	49	5	12	1	0	1	5	0	1	1	4	4	1	0	2	.315
English, Tanner	.294	5	17	1	5	1	0	0	0	0	1	0	1	5	2	0	0	.333
Field, Tommy	.235	82	281	33	66	13	2	11	42	2	2	7	26	59	1	2	8	.313
Garver, Mitch	.329	22	76	6	25	5	0	1	8	1	0	0	7	21	0	0	1	.381
Grossman, Robbie	.250	1	4	1	1	0	0	0	0	1	0	0	0	1	1	0	0	.250
Hicks, John	.242	9	33	1	8	2	0	1	1	0	0	0	1	5	0	0	1	.265
Kepler, Max	.282	30	110	16	31	4	6	1	19	2	0	0	16	14	1	1	0	.367
Mastroianni, Darin	.256	51	180	20	46	6	1	0	15	2	1	2	18	39	8	3	0	.327
Meneses, Heiker	.103	23	58	7	6	1	1	0	4	1	1	0	8	24	1	0	3	.209
Murphy, David	.194	10	36	3	7	1	0	1	3	0	0	0	3	9	0	0	1	.256
Murphy, John Ryan	.236	83	263	24	62	14	0	3	39	6	0	0	21	51	0	0	2	.286
Olson, Brian	.000	1	3	0	0	0	0	0	0	0	0	0	0	0	0	0	0	.000
Palka, Daniel	.232	54	203	31	47	12	0	13	25	1	0	1	18	86	2	1	2	.296
Park, Byungdo	.224	31	116	18	26	5	0	10	19	0	0	6	6	32	0	0	1	.297
Paulino, Carlos	.232	34	99	10	23	5	0	0	11	2	1	0	12	22	0	0	0	.310
Plouffe, Trevor	.316	5	19	4	6	2	0	1	2	0	0	0	1	5	0	0	0	.350
Polanco, Jose	.276	75	293	32	81	14	6	9	39	4	0	1	27	51	5	4	8	.335
Reginato, Leonardo	.241	23	79	2	19	3	0	0	9	1	1	0	3	19	0	0	2	.265
Regioz, Reynaldo	.220	50	173	21	38	7	0	4	12	0	0	0	21	45	3	0	5	.304
Rosario, Eddie	.319	41	160	26	51	14	0	7	25	2	0	0	7	25	5	3	1	.343
Sano, Miguel	.160	8	25	3	4	1	0	2	2	0	0	0	5	10	0	0	1	.300
Santana, Danny	.364	3	11	3	4	0	0	0	0	0	0	0	2	1	0	0	0	.364
Schafer, Logan	.264	64	216	29	57	7	1	4	19	0	3	3	22	35	5	2	2	.340
Jovar, Wilfredo	.249	125	450	49	112	24	4	1	35	4	5	3	32	59	29	9	17	.301
Vargas, Kennys	.233	96	330	41	77	16	1	15	58	4	0	2	66	89	1	0	2	.361
Walker, Adam	.243	132	478	61	116	22	5	27	75	7	0	2	44	202	7	4	5	.305
Wickens, Stephen	.200	30	80	11	16	2	0	3	5	0	1	0	10	23	3	1	5	.289
TEAM TOTAL	.248	144	4750	589	1178	220	34	129	557	46	21	32	452	1120	85	32	80	.315

PITCHER	W	L	ERA	G	CG	SH	SV	IP	H	R	ER	HR	HB	BB	SO	WP	BK	BAA	
Albers, Andrew	10	6	3.69	21	21	2	0	0	124.1	150	53	51	10	4	30	84	8	0	.305
Baxendale, D.J.	2	1	1.29	23	0	0	0	0	35.0	28	9	5	1	1	8	40	2	0	.214
Bencomo, Omar	3	1	3.49	5	4	0	0	0	28.1	31	12	11	2	0	5	23	1	0	.277
Berrios, Jose	10	5	2.51	17	17	1	0	0	111.1	74	39	31	8	3	36	125	3	0	.191
Boshers, Buddy	1	1	1.04	22	0	0	0	2	26.0	18	8	3	1	0	11	29	2	0	.194
Burnett, Sean	0	3	2.15	29	0	0	0	3	29.1	20	9	7	1	0	7	18	4	0	.194
Busenitz, Alan	2	0	3.52	6	0	0	0	1	7.2	8	3	3	0	0	4	5	0	0	.267
Chargois, J.T.	2	1	1.29	28	0	0	0	9	35.0	27	7	5	1	0	8	41	6	0	.208
Darnell, Logan	8	8	3.53	18	18	2	2	0	109.2	105	47	43	7	0	36	53	4	0	.260
Dean, Pat	5	7	5.56	16	1	0	0	0	87.1	113	58	54	10	2	19	49	2	0	.309
Duffey, Tyler	1	1	2.93	5	5	1	0	0	30.2	24	10	10	4	0	12	25	0	0	.212
Gibson, Kyle	1	0	1.50	1	1	0	0	0	6.0	7	2	1	0	0	3	2	0	0	.292
Graham, J.R.	0	2	10.80	8	0	0	0	3	8.1	11	10	10	1	0	7	7	2	1	.324
Greenwood, Nick	6	3	2.84	16	11	0	0	1	79.1	76	26	25	5	0	11	41	1	0	.261
Hurlbut, David	0	2	4.50	5	5	0	0	0	26.0	37	14	13	0	0	3	14	0	0	.336
Kintzler, Brandon	4	4	3.52	10	0	0	0	0	15.1	15	6	6	0	1	3	11	5	0	.273
Light, Pat	1	0	2.57	6	0	0	0	2	7.0	5	2	2	0	1	2	6	1	0	.200
Martinez, David	1	3	6.23	19	6	0	0	0	52.0	64	37	36	8	1	13	41	3	0	.296
May, Trevor	0	1	2.45	4	0	0	0	1	3.2	1	1	1	0	0	1	6	1	0	.083
Mejia, Adalberto	2	2	3.76	4	4	0	0	0	26.1	28	11	11	3	1	3	25	0	0	.269
Meyer, Alex	1	1	1.04	3	2	0	0	1	17.1	11	2	2	0	0	4	19	0	0	.183
Milone, Tommy	4	0	1.66	7	7	0	0	0	48.2	41	11	9	4	1	4	41	1	0	.225
Mujica, Edward	0	0	1.35	6	0	0	0	3	6.2	6	1	1	0	0	2	8	0	0	.240
O'Rourke, Ryan	1	1	1.93	33	0	0	0	1	28.0	26	9	6	1	1	6	29	0	1	.255
Ramirez, Neil	0	0	3.10	16	0	0	0	0	20.1	14	7	7	2	1	7	27	0	0	.197
Reed, Jake	1	1	1.69	9	0	0	0	0	10.2	8	2	2	0	1	2	8	1	0	.211
Rogers, Taylor	0	1	4.50	7	2	0	0	0	18.0	24	15	9	1	0	6	15	0	0	.316
Runzler, Dan	1	2	5.82	20	0	0	0	0	21.2	24	17	14	0	2	16	18	8	0	.273
van Mil, Loek	0	1	23.63	5	1	0	0	0	5.1	17	15	14	1	0	6	4	1	0	.531
Walden, Marcus	1	1	2.54	36	0	0	0	5	46.0	41	15	13	1	3	13	33	5	0	.236
Wheeler, Jason	11	6	3.53	24	24	1	0	0	145.1	137	60	57	13	3	37	113	5	0	.245
Wimmers, Alex	2	1	3.62	39	0	0	0	11	49.2	42	22	20	2	2	24	50	6	0	.226
TEAM TOTAL	81	63	3.42	144	144	8	14	43	1266.1	1233	540	481	87	29	349	1010	72	2	.256



DOUBLE-A CHATTANOOGA

CHATTANOOGA LOOKOUTS

Southern League - Double-A (2nd year)

Lookouts 2016 Record: 75-65 (3rd in North)

201 Power Alley
Chattanooga, TN 37402
(423) 267-4849
FAX: (423) 267-4258

President Rich Mozingo
Media Relations Dan Koff
Stadium AT&T Field
Capacity 6,362

Manager Doug Mientkiewicz
Pitching Coach Ivan Artega
Hitting Coach Tommy Watkins
Trainer Chris Johnson
Strength and Conditioning Coach Coty Greene

2016 CHATTANOOGA FINAL STATISTICS

PLAYER	AVG	G	AB	R	H	2B	3B	HR	RBI	SF	SH	HB	BB	SO	SB	CS	E	OBP
Garver, Mitch	.257	95	358	44	92	25	0	11	66	5	0	1	43	86	1	3	5	.334
Goodrum, Niko	.275	49	182	25	50	10	2	6	28	1	0	2	22	52	8	2	9	.357
Granite, Zack	.295	127	526	86	155	18	8	4	52	5	8	3	42	43	56	14	1	.347
Harrison, Travis	.230	120	434	62	100	22	2	7	52	3	0	11	61	126	15	11	2	.338
Hicks, D.J.	.264	111	420	47	111	27	0	6	59	2	0	3	52	109	2	0	3	.348
Maloney, Joe	.241	39	145	12	35	11	1	1	16	0	0	3	14	51	1	1	0	.321
Meneses, Heiker	.313	4	16	3	5	1	0	0	3	0	0	0	1	2	0	0	2	.353
Michael, Levi	.215	96	316	41	68	4	7	2	27	1	6	12	23	83	5	2	5	.293
Palka, Daniel	.270	79	300	42	81	12	4	21	65	6	0	1	38	100	7	4	4	.348
Paulino, Carlos	.200	3	10	1	2	0	0	0	0	0	0	1	1	3	0	0	1	.333
Reginatto, Leonardo	.270	109	404	44	109	17	2	2	37	6	5	7	31	66	9	3	11	.328
Rodriguez, Jairo	.136	13	44	2	6	1	0	0	4	0	2	0	0	10	0	0	1	.136
Turner, Stuart	.239	97	322	40	77	22	0	6	41	5	1	7	35	72	5	3	4	.322
Vielma, Engelb	.271	90	314	47	85	7	4	0	21	3	13	3	34	62	10	8	15	.345
Walker, Ryan	.274	83	296	49	81	10	4	2	30	3	3	4	32	63	13	5	5	.349
White, T.J.	.218	58	197	29	43	6	4	0	22	2	0	6	16	48	9	0	10	.294
Wilkinson, Shannon	.241	59	199	26	48	10	1	2	20	1	4	2	14	28	1	3	2	.296
Witt, Tanner	.194	9	31	4	6	1	0	0	2	0	1	1	1	6	2	0	0	.242
TEAM TOTAL	.257	140	4697	630	1206	211	45	72	572	44	43	68	473	1045	145	60	87	.331

PITCHER	W	L	ERA	G	GS	CG	SH	SV	IP	H	R	ER	HR	HB	BB	SO	WP	BK	BAA
Bard, Luke	0	0	4.91	9	0	0	0	0	14.2	16	8	8	1	1	8	12	1	1	.281
Baxendale, D.J.	6	7	3.44	14	14	1	0	0	81.0	82	32	31	4	2	16	59	1	0	.270
Bencomo, Omar	4	6	3.86	19	7	0	0	3	56.0	60	32	24	5	3	18	41	1	0	.279
Burdi, Nick	1	0	9.00	3	0	0	0	0	3.0	4	3	3	0	0	1	1	0	0	.308
Busenitz, Alan	0	0	3.52	5	0	0	0	0	7.2	9	3	3	0	2	1	5	0	0	.310
Chargois, J.T.	0	0	1.54	11	0	0	0	7	11.2	8	3	2	1	0	5	14	0	0	.190
Eades, Ryan	6	5	4.61	26	19	0	0	0	113.1	112	63	58	4	5	44	91	7	0	.264
Fernandez, Raul	3	2	3.55	26	0	0	0	6	38.0	35	15	15	2	2	15	29	8	0	.250
Gonsalves, Stephen	8	1	1.82	13	13	1	0	0	74.1	43	17	15	1	4	37	89	5	0	.171
Greenwood, Nick	3	1	4.09	5	5	0	0	0	33.0	37	15	15	4	0	2	16	0	0	.287
Hildenberger, Trevor	2	3	0.70	32	0	0	0	16	38.2	21	4	3	2	1	6	45	0	0	.157
Hurlbut, David	7	7	3.51	23	23	1	0	0	136.0	161	68	53	11	5	26	90	3	1	.295
Jay, Tyler	0	0	5.79	5	2	0	0	0	14.0	13	10	9	2	0	5	9	1	0	.245
Jones, Zack	2	2	2.53	21	0	0	0	2	32.0	22	9	9	1	2	15	46	2	0	.198
Jorge, Felix	3	5	4.12	11	11	1	0	0	74.1	83	34	34	7	1	12	32	2	0	.290
LeBlanc, Randy	1	0	0.00	2	1	0	0	1	10.0	5	0	0	0	0	4	9	0	0	.161
Lee, Brett	0	0	8.59	6	0	0	0	0	7.1	12	9	7	0	0	3	7	1	1	.364
Melotakis, Mason	1	2	2.97	36	0	0	0	0	33.1	36	12	11	3	1	12	42	5	0	.277
Peterson, Brandon	1	2	4.15	16	0	0	0	0	26.0	20	12	12	1	1	15	31	3	0	.211
Reed, Jake	3	3	3.90	41	0	0	0	3	60.0	51	29	26	2	6	22	64	4	0	.235
Rosario, Randy	0	1	10.50	4	0	0	0	0	6.0	6	7	7	1	0	5	10	1	0	.250
Slegers, Aaron	10	7	3.41	25	25	0	0	0	145.1	137	61	55	11	12	46	104	5	0	.258
Stewart, Kohl	9	6	3.03	16	16	1	0	0	92.0	91	40	31	4	6	44	47	6	0	.265
Strong, Mike	0	3	8.66	16	0	0	0	0	17.2	22	17	17	1	1	13	10	1	0	.314
Van Steensel, Todd	1	0	2.25	5	0	0	0	0	8.0	6	2	2	1	0	2	7	1	0	.207
Walden, Marcus	0	0	1.74	6	0	0	0	1	10.1	3	2	2	0	1	3	7	0	0	.091
Westphal, Luke	1	0	5.40	18	0	0	0	0	30.0	35	21	18	3	1	23	37	3	0	.294
Wheeler, Jason	1	1	1.88	4	4	0	0	0	24.0	20	9	5	0	1	3	22	2	0	.220
Williams, Corey	2	0	4.14	22	0	0	0	0	37.0	30	17	17	6	4	26	27	4	0	.231
Wimmers, Alex	0	1	6.43	6	0	0	0	0	7.0	10	5	5	0	0	1	6	0	0	.345
TEAM TOTAL	75	65	3.60	140	140	5	11	39	1241.2	1190	559	496	78	62	433	1009	67	3	.256



SINGLE-A FT. MYERS

FT. MYERS MIRACLE
 Florida State League - Single-A (25th year)
 Miracle 2016 Record: 70-68 (3rd in South)

14400 Six Mile Cypress Parkway
 Ft. Myers, FL 33912
 (239) 768-4210
 FAX: (239) 768-4211

Chief Operation Officer Steve Gliner
 General Manager Andrew Seymour
 Media Relations Brice Zimmerman
 Stadium Hammond Stadium

Capacity 8,730
 Manager Jeff Smith
 Pitching Coach Henry Bonilla
 Hitting Coach Jim Dwyer
 Trainer Alan Rail

2016 FT. MYERS FINAL STATISTICS

PLAYER	AVG	G	AB	R	H	2B	3B	HR	RB	SF	SH	HB	BB	SO	SB	CS	E	OBP
Christensen, Chad	.190	42	116	13	22	1	1	2	7	0	4	2	8	34	6	3	1	.254
Corcino, Edgar	.266	74	267	41	71	13	5	6	32	0	0	1	29	51	6	1	4	.340
Diemer, Austin	.167	30	84	10	14	2	0	1	4	1	1	4	1	27	3	3	0	.211
English, Tanner	.235	33	119	24	28	3	4	4	10	1	1	1	20	47	10	0	1	.348
Escobar, Eduardo	.364	3	11	1	4	1	1	0	0	0	0	0	1	0	0	0	0	.417
Garcia, Kevin	.250	16	44	4	11	3	0	0	8	1	0	3	3	9	0	0	1	.333
Goodrum, Niko	.280	6	25	3	7	4	0	1	5	0	0	0	1	7	1	0	1	.308
Gordon, Nick	.291	116	461	56	134	23	6	3	52	0	1	8	23	87	19	13	26	.335
Hartong, Brad	.200	23	55	7	11	1	0	0	0	0	1	5	4	12	1	0	0	.313
Ibarra, Christian	.203	21	79	9	16	5	1	1	9	0	0	1	6	12	0	0	1	.267
Kihle, Daniel	.259	41	108	20	28	4	1	2	16	1	2	5	11	32	3	4	1	.352
Maloney, Joe	.263	75	262	30	69	17	2	5	35	4	1	5	20	91	6	2	1	.323
Martinez, Luis	.111	6	9	2	1	0	0	0	1	0	0	0	1	1	0	0	0	.200
Miller, Sean	.186	18	59	7	11	3	0	0	5	1	1	1	1	12	1	1	4	.216
Murphy, Max	.257	49	175	20	45	8	0	5	16	1	0	2	8	34	2	1	1	.290
Murray, A.J.	.209	55	187	24	39	10	1	4	16	2	1	5	16	42	1	0	3	.286
Navarro, Brian	.197	72	229	20	45	8	0	2	21	2	1	5	11	51	0	0	9	.247
Olson, Brian	.250	15	32	2	8	2	0	0	3	1	1	0	5	9	0	1	1	.342
Paul, Chris	.219	92	338	33	74	14	3	2	36	5	2	5	22	86	4	0	10	.273
Perez, Alex	.242	69	198	21	48	6	0	0	16	0	9	0	31	41	3	1	5	.345
Plouffe, Trevor	.125	2	8	0	1	0	0	0	0	0	0	0	2	0	0	0	0	.125
Real, Alex	.249	51	185	11	46	7	0	5	23	2	0	1	10	39	0	0	2	.288
Rodriguez, Reynaldo	.308	4	13	2	4	0	0	2	2	0	0	0	3	4	0	0	0	.438
Santana, Danny	.200	3	10	2	2	0	0	1	1	0	0	0	0	2	1	0	1	.200
Swim, Alex	.204	28	108	7	22	3	0	0	8	2	0	1	4	12	0	0	3	.235
Vavra, Trey	.230	125	430	38	99	17	0	8	40	2	1	17	38	83	6	4	8	.316
Vielma, Engelb	.200	8	25	5	5	0	0	0	0	0	0	0	5	8	2	0	3	.333
Wade, LaMonte	.318	32	110	17	35	8	1	4	24	3	0	4	10	17	1	1	0	.386
Wade, Logan	.209	55	201	14	42	6	4	1	19	2	1	1	10	48	4	3	8	.248
Walker, Ryan	.262	24	84	10	22	0	2	0	4	0	0	0	10	20	1	1	3	.340
White, T.J.	.274	59	234	37	64	12	2	7	30	1	1	8	18	51	3	3	15	.345
Witt, Tanner	.246	68	224	25	55	11	1	2	20	5	3	2	25	42	2	0	7	.320
TEAM TOTAL	.241	138	4490	515	1083	192	35	68	463	37	32	87	355	1014	86	42	138	.307

PITCHER	W	L	ERA	G	GS	CG	SH	SV	IP	H	R	ER	HR	HB	BB	SO	WP	BK	BAA
Anderson, Nick	0	3	3.58	30	0	0	0	10	37.2	33	16	15	2	13	47	2	0	2	.241
Bard, Luke	3	1	3.40	35	0	0	0	2	50.1	47	21	19	0	2	20	45	4	0	.246
Booser, Cam	0	2	4.85	9	0	0	0	0	13.0	8	7	7	2	0	8	20	1	2	.174
Clay, Sam	1	3	6.80	10	10	1	0	0	41.0	51	34	31	2	3	29	32	6	0	.315
Curtiss, John	0	2	3.06	38	0	0	0	3	53.0	42	20	18	0	2	23	68	5	0	.220
Fernandez, Raul	1	1	2.33	17	0	0	0	0	27.0	24	8	7	3	0	8	18	2	0	.235
Gibson, Kyle	0	0	0.96	2	2	0	0	0	9.1	9	1	1	0	0	1	8	1	0	.273
Gilbert, Brian	0	0	5.53	24	0	0	0	0	27.2	29	21	17	3	4	27	19	6	0	.282
Gonsalves, Stephen	5	4	2.33	11	11	1	0	0	65.2	43	19	17	2	0	20	66	4	2	.188
Hildenberger, Trevor	1	1	0.96	6	0	0	0	3	9.1	11	2	1	0	0	0	8	0	0	.282
Jay, Tyler	5	5	2.84	13	13	0	0	0	69.2	64	24	22	5	4	21	68	5	0	.248
Jorge, Felix	9	3	1.55	14	14	2	1	0	93.0	76	19	16	3	4	11	77	3	0	.226
Landa, Yorman	2	2	3.24	31	0	0	0	7	41.2	39	18	15	0	4	22	39	2	1	.257
Lara, Confesor	1	0	1.13	5	0	0	0	1	8.0	6	2	1	0	0	1	5	1	0	.200
LeBlanc, Randy	5	7	4.70	13	13	1	0	0	69.0	79	40	36	3	6	22	41	3	0	.294
Lombana, Logan	0	0	3.38	1	0	0	0	0	2.2	5	1	1	0	0	2	1	0	0	.417
Lujan, Hector	0	1	9.00	7	0	0	0	0	1.0	1	1	1	0	0	0	0	1	0	.250
Nordgren, Miles	1	5	5.50	7	7	0	0	0	37.2	43	27	23	3	1	13	17	1	0	.287
Peterson, Brandon	3	0	2.65	22	0	0	0	4	34.0	20	11	10	1	1	14	44	7	0	.171
Rodriguez, Dereck	1	2	2.56	5	5	0	0	0	31.2	29	12	9	4	1	2	18	2	0	.248
Romero, Fernando	5	2	1.88	11	11	0	0	0	62.1	48	15	13	1	3	10	65	2	1	.211
Rosario, Randy	6	6	3.34	21	16	0	0	1	94.1	102	47	35	3	2	34	68	7	0	.278
Stashak, Cody	2	0	0.54	3	3	0	0	0	16.2	13	1	1	0	0	3	10	0	1	.217
Steele, Keaton	8	11	3.60	23	23	1	0	0	132.1	137	61	53	3	1	40	85	6	0	.267
Stewart, Kohl	3	2	2.61	9	9	0	0	0	51.2	39	19	15	2	2	19	44	2	0	.207
Theofanopoulos, Michael	2	3	2.73	23	0	0	0	1	33.0	24	10	10	2	4	18	39	9	1	.205
Van Steensel, Todd	4	2	3.46	39	0	0	0	5	54.2	48	25	21	1	3	27	50	4	1	.238
Westphal, Luke	2	0	3.65	17	1	0	0	0	24.2	18	14	10	1	2	22	32	4	1	.207
TEAM TOTAL	70	68	3.20	138	138	6	19	37	1192.0	1088	496	424	47	50	430	1035	89	10	.245



SINGLE-A CEDAR RAPIDS

CEDAR RAPIDS KERNELS

Midwest League - Single-A (4th year)

Kernels 2016 Record: 78-61 (2nd in Western)

Lost to Clinton in Midwest League Semi-finals

950 Rockford Road SW

Cedar Rapids, Iowa 52404

(319) 363-3887

FAX: (319) 363-5631

President Greg Seyfer
 Chief Executive Officer Doug Nelson
 General Manager Scott Wilson
 Media Relations/Play-by-Play Radio Morgan Hawk
 Baseball Communications Andrew Pantini

Stadium Veterans Memorial Stadium
 Capacity 5,300
 Manager Jake Mauer
 Pitching Coach J.P. Martinez
 Hitting Coach Brian Dinkelmann
 Trainer Stephen Taylor

2016 CEDAR RAPIDS FINAL STATISTICS

PLAYER	AVG	G	AB	R	H	2B	3B	HR	RBI	SF	SH	HB	BB	SO	SB	CS	E	OBP
Arraez, Luis	.347	114	475	67	165	31	3	3	66	3	4	1	31	51	3	1	10	.386
Blankenhorn, Travis	.286	25	91	11	26	5	2	1	12	0	1	2	8	28	2	1	1	.356
Cavaness, Christian	.201	68	219	28	44	2	3	0	13	0	3	2	27	84	4	4	1	.294
Davis, Jaylin	.250	52	192	32	48	13	1	9	29	0	0	5	21	64	3	0	4	.339
Diemer, Austin	.222	10	36	3	8	1	0	1	3	0	0	0	3	12	1	1	0	.282
Fernandez, J.J.	.225	117	435	50	98	26	2	10	52	6	0	8	36	115	2	2	8	.293
Garcia, Kevin	.248	38	145	12	36	8	0	1	11	0	0	2	7	29	1	0	8	.292
Guzman, Manuel	.182	30	88	14	16	1	0	0	3	1	0	0	14	12	4	3	3	.291
Hartong, Brad	.256	35	129	16	33	7	1	0	9	2	2	3	3	22	2	0	1	.285
Hayman, Bryant	.121	12	33	2	4	0	0	0	2	1	0	1	4	15	0	0	0	.231
Ibarra, Christian	.264	35	125	17	33	6	1	2	13	0	0	2	20	23	0	0	6	.374
Kihle, Daniel	.259	49	193	35	50	5	0	2	17	1	1	3	14	50	5	2	1	.318
Lopez, Brandon	.286	18	70	8	20	3	0	0	7	1	0	2	11	16	0	0	4	.393
Miller, Sean	.263	90	361	48	95	17	4	4	50	7	5	5	10	56	7	5	9	.287
Molina, Nelson	.300	94	333	37	100	15	3	2	43	3	5	3	38	53	5	1	14	.374
Murphy, Max	.159	18	63	7	10	1	2	0	8	0	0	2	6	20	3	0	0	.254
Murray, A.J.	.262	59	229	27	60	15	1	6	33	3	0	7	24	64	0	0	6	.346
Olson, Brian	.211	21	76	13	16	6	0	0	10	1	0	0	7	24	0	0	1	.274
Palacios, Jermaine	.222	71	261	34	58	8	3	1	28	4	2	3	18	39	3	4	14	.276
Paul, Chris	.346	7	26	6	9	1	1	0	4	0	0	0	3	6	0	0	1	.414
Perez, Alex	.262	18	61	8	16	1	1	0	10	1	1	1	14	11	0	0	1	.403
Scoggins, Casey	.243	52	202	27	49	6	1	0	13	2	4	0	25	45	3	2	1	.323
Silva, Rainis	.230	37	126	20	29	3	0	0	12	0	0	1	11	32	0	0	2	.297
Valera, Rafael P.	.261	30	115	16	30	9	4	0	11	0	0	2	17	30	0	3	5	.366
Wade, LaMonte	.280	56	207	32	58	6	3	4	27	5	0	5	44	27	5	3	1	.410
Wiel, Zander	.259	128	501	75	130	27	8	19	86	6	3	3	55	125	7	1	17	.333
TEAM TOTAL	.259	139	4792	645	1241	223	44	65	572	47	31	63	471	1053	60	35	131	.330

PITCHER	W	L	ERA	G	GS	CG	SH	SV	IP	H	R	ER	HR	HB	BB	SO	WP	BK	BAA
Anderson, Brady	3	1	2.62	6	6	0	0	0	34.1	37	12	10	1	1	7	19	1	0	.285
Anderson, Nick	4	0	0.90	12	0	0	0	3	20.0	6	3	2	0	0	3	28	0	0	.090
Beardsley, Tyler	1	2	3.86	5	5	0	0	0	25.2	21	13	11	1	0	9	13	2	0	.219
Booser, Cam	0	2	12.41	12	0	0	0	0	12.1	12	19	17	1	3	23	14	6	0	.267
Cedererth, Michael	4	0	2.45	30	0	0	0	0	47.2	35	15	13	3	1	33	61	5	0	.200
Clay, Sam	5	4	3.39	14	14	0	0	0	74.1	65	32	28	0	5	38	83	7	1	.240
Cordy, Max	1	2	3.00	15	0	0	1	1	27.0	23	12	9	1	3	15	33	5	0	.228
Curtiss, John	0	0	0.00	6	0	0	2	2	8.0	2	0	0	0	1	2	17	2	0	.077
Cutura, Andro	3	1	5.14	6	6	0	0	0	28.0	25	17	16	0	3	15	28	6	0	.231
Davis, Colton	0	0	0.00	2	0	0	0	0	2.0	0	0	0	0	0	2	3	0	0	.000
Del Rosario, Eduardo	6	2	3.67	16	16	0	0	0	83.1	75	34	34	7	5	32	81	12	3	.244
Garcia, Kevin	1	0	0.00	1	0	0	0	0	2.0	0	0	0	0	0	0	0	0	0	.000
Gibbons, Sam	7	6	4.71	30	15	0	0	0	107.0	115	71	56	10	7	47	69	8	1	.276
Hackimer, Tom	1	3	2.39	21	0	0	0	5	26.1	21	12	7	1	7	12	26	0	0	.223
Irby, C.K.	1	2	2.53	14	0	0	0	1	21.1	18	8	6	1	0	7	24	3	0	.240
LeBlanc, Randy	6	2	0.74	9	9	1	1	0	61.0	39	6	5	0	7	11	37	5	0	.189
Lo, Kuo Hua	0	2	2.60	25	0	0	0	3	45.0	35	24	13	4	3	31	42	7	0	.213
Lombana, Logan	0	0	5.06	14	0	0	0	0	26.2	27	15	15	2	2	11	27	2	1	.262
Mclver, Anthony	0	2	2.58	31	0	0	0	10	52.1	46	19	15	2	2	12	55	1	0	.238
Nordgren, Miles	4	6	2.91	17	13	1	0	0	89.2	92	39	29	2	2	22	80	8	1	.262
Poppen, Sean	1	1	2.12	4	3	0	0	0	17.0	11	4	4	1	0	6	19	2	0	.180
Ramirez, Williams	3	1	2.62	29	0	0	0	4	55.0	24	16	16	1	4	34	66	5	1	.134
Rodriguez, Dereck	4	11	5.08	18	18	0	0	0	101.0	98	64	57	7	7	38	93	11	0	.254
Romero, Fernando	4	1	1.93	5	5	0	0	0	28.0	18	6	6	0	1	5	25	3	1	.186
Stashak, Cody	8	5	3.16	18	17	0	0	1	105.1	90	38	37	4	3	30	80	7	0	.233
Theofanopoulos, Michael	3	0	1.67	21	0	0	0	2	32.1	18	8	6	1	0	16	45	4	0	.153
Tillery, Zach	1	1	8.10	6	0	0	0	0	10.0	12	9	9	0	0	10	12	2	0	.316
Vasquez, Andrew	1	0	1.59	13	0	0	0	1	28.1	13	7	5	0	4	12	36	2	0	.134
Wells, Lachlan	6	4	1.77	12	12	0	0	0	71.1	57	21	14	4	4	16	63	2	0	.218
TEAM TOTAL	78	61	3.18	139	139	2	17	33	1242.1	1035	524	439	54	75	499	1181	118	9	.227



ROOKIE ELIZABETHTON

ELIZABETHTON TWINS

Appalachian League - Rookie (43rd year)

E-Twins 2016 Record: 36-31 (2nd in West)

Lost to Johnson City in Appy League Semifinals

136 South Sycamore Street

Elizabethton, TN 37643

(423) 547-6441

FAX: (423) 547-6442

President Harold Mains
 General Manager Mike Mains
 Stadium Joe O'Brien Field
 Capacity 2,500

Manager Ray Smith
 Pitching Coach Luis Ramirez
 Hitting Coach Jeff Reed
 Trainer Brian Harris

2016 ELIZABETHTON FINAL STATISTICS

PLAYER	AVG	G	AB	R	H	2B	3B	HR	RBI	SF	SH	HB	BB	SO	SB	CS	E	OBP
Blankenhorn, Travis	.297	34	138	30	41	7	1	9	29	1	0	2	8	33	3	0	7	.342
Cabbage, Trey	.204	31	98	16	20	5	1	2	8	0	0	2	11	38	2	1	9	.297
Carrier, Shane	.275	55	207	21	57	14	2	6	29	3	0	2	7	42	3	1	2	.301
Cavaness, Christian	.235	6	17	4	4	0	0	0	0	0	0	0	3	4	0	0	0	.350
Davis, Jaylin	.277	12	47	12	13	1	0	7	12	0	0	1	4	23	2	0	0	.346
Diaz, Lewin	.310	46	174	26	54	15	2	9	37	1	0	0	12	35	0	0	4	.353
Gonzalez, Roberto	.221	24	77	7	17	4	1	1	7	0	0	0	4	29	3	0	5	.259
Guzman, Manuel	.333	5	18	1	6	1	0	0	1	0	0	0	2	2	0	0	3	.400
Hamilton, Caleb	.207	45	140	25	29	7	2	2	15	0	1	3	28	44	2	1	5	.351
Hayman, Bryant	.194	31	103	4	20	5	0	1	9	3	0	1	2	46	0	0	3	.211
Jermigan, Andre	.243	36	107	16	26	6	1	2	15	0	0	2	13	41	1	1	3	.336
Kirilloff, Alex	.306	55	216	33	66	9	1	7	33	3	0	2	11	32	0	1	4	.341
Kranson, Mitchell	.245	43	163	23	40	6	0	4	15	0	0	2	13	21	0	0	5	.309
Lopez, Brandon	.337	27	92	20	31	5	1	0	9	1	0	3	21	19	4	0	6	.470
Martinez, Luis	.223	34	94	16	21	3	0	0	3	0	1	1	11	17	2	1	1	.311
Minier, Amaury	.222	48	167	20	37	8	0	10	32	1	0	0	24	62	0	0	5	.318
Molina, Robert	.135	25	74	6	10	1	0	0	5	0	0	2	4	16	0	0	3	.200
Montesino, Ariel	.299	47	187	33	56	4	1	0	13	1	1	0	13	34	7	6	8	.343
Morrison, Hank	.148	20	61	8	9	1	2	0	3	0	0	1	7	18	0	0	0	.246
Rortvedt, Ben	.250	13	40	2	10	0	0	0	7	0	1	1	5	2	0	0	3	.348
Scoggins, Casey	.167	4	12	0	2	0	0	0	0	0	0	0	0	7	0	0	0	.167
TEAM TOTAL	.255	67	2232	323	569	102	15	60	282	14	4	25	203	565	29	12	93	.322

PITCHER	W	L	ERA	G	GS	CG	SH	SV	IP	H	R	ER	HR	HB	BB	SO	WP	BK	BAA
Beardsley, Tyler	2	0	2.65	7	5	0	0	1	34.0	32	12	10	2	2	6	33	4	0	.246
Beeker, Clark	0	1	2.38	2	2	0	0	0	11.1	7	3	3	2	0	2	12	0	0	.179
Carlini, Domenick	1	7	4.83	12	8	1	0	1	50.1	63	32	27	3	2	10	41	7	0	.310
Cordy, Max	1	0	3.18	3	0	0	0	0	5.2	9	2	2	0	0	4	9	0	0	.360
Davis, Colton	0	2	3.26	13	0	0	0	5	19.1	11	7	7	0	2	8	23	4	0	.169
De Jesus, Miguel	0	2	3.00	4	4	0	0	0	18.0	14	8	6	1	2	8	13	2	0	.222
Grogan, Quin	2	2	3.86	13	0	0	0	0	25.2	21	12	11	2	4	13	28	5	1	.223
Jax, Griffin	0	1	4.15	4	0	0	0	0	8.2	15	4	4	2	0	1	8	2	0	.385
Lujan, Hector	3	0	5.35	19	0	0	0	3	35.1	39	25	21	5	4	10	30	1	3	.271
Martinez, Jose	1	5	7.88	11	11	0	0	0	48.0	76	49	42	8	2	18	26	6	1	.365
Mason, Ryan	3	2	5.33	11	9	1	0	1	49.0	58	31	29	5	3	8	32	5	0	.297
McGuff, Patrick	2	0	2.77	18	0	0	0	9	26.0	23	9	8	1	2	10	33	4	0	.240
Poppen, Sean	2	3	2.97	8	8	0	0	0	36.1	34	18	12	2	6	18	38	4	0	.250
Quezada, Johan	2	1	5.04	19	0	0	0	3	30.1	24	21	17	1	4	21	29	15	1	.214
Robinson, Alex	0	1	3.00	15	2	0	0	0	33.0	19	15	11	2	7	34	52	3	0	.162
Schick, Alex	5	2	5.25	11	8	1	1	0	48.0	45	29	28	3	9	15	49	5	1	.247
Tribby, Austin	5	0	5.40	16	0	0	0	0	31.2	44	24	19	3	1	14	30	6	0	.333
Vasquez, Andrew	2	0	0.90	4	0	0	0	0	10.0	6	2	1	0	2	4	15	1	0	.182
Wells, Tyler	5	2	3.23	10	10	1	1	0	47.1	40	22	17	0	4	17	59	9	0	.223
TEAM TOTAL	36	31	4.36	67	67	4	5	23	568.0	580	325	275	42	56	221	560	83	7	.265



GULF COAST LEAGUE

GULF COAST LEAGUE TWINS

Gulf Coast League - Rookie (27th year)

GCL Twins 2016 Record: 32-29 (2nd in South)

14110 Six Mile Cypress Parkway

Ft. Myers, FL 33912

(239) 533-7640

FAX: (239) 485-2448

Stadium CenturyLink Sports Complex
 Manager Ramon Borrego
 Pitching Coach J.P. Martinez
 Pitching Coach Cibney Bello

Hitting Coach Steve Singleton
 Hitting Coach Javier Valentin
 Trainer Axel Lopez

2016 GCL TWINS FINAL STATISTICS

PLAYERS	AVG	G	AB	R	H	2B	3B	HR	RBI	SF	SH	HB	BB	SO	SB	CS	E	OBP
Aluko, Isaiah	.133	5	15	3	2	0	0	1	2	0	0	0	2	7	0	0	0	2.35
Alvarez, Jhon	.259	25	58	6	15	2	0	0	3	1	0	0	11	11	0	0	2	3.71
Andrade, Jorge	.239	14	46	8	11	4	1	0	6	1	2	0	9	16	5	2	2	3.57
Arias, Jean Carlos	.202	45	124	14	25	4	2	0	9	1	3	1	10	28	7	3	0	2.65
Baddoo, Akil	.178	38	107	15	19	0	2	2	15	1	0	1	18	36	8	1	2	2.99
Blanco, Dominic	.300	7	20	0	6	1	0	0	3	0	0	0	3	8	0	0	2	3.91
Cronin, Joe	.198	24	81	6	16	1	0	1	7	1	1	5	9	17	7	3	1	3.13
Davis, Tyree	.216	34	97	10	21	6	2	1	4	0	0	1	9	44	4	5	0	2.90
English, Tanner	.333	3	9	1	3	0	0	1	3	0	0	0	2	5	0	0	0	4.55
Featherstone, Zach	.212	34	99	9	21	5	1	0	6	1	1	3	9	42	1	1	1	2.95
Gamez, Juan	.150	7	20	2	3	0	0	0	1	0	1	1	2	3	1	0	1	2.61
Guzman, Manuel	.200	11	35	4	7	0	0	0	1	0	0	1	3	4	5	4	1	2.82
Hartong, Brad	.333	2	6	2	2	0	0	0	0	0	0	0	1	1	2	0	0	4.29
Hazard, Justin	.280	25	93	9	26	6	0	1	8	1	1	0	1	16	1	1	0	2.84
Hutcheon, Dane	.216	34	97	15	21	2	0	0	6	0	3	1	14	21	5	2	3	3.21
Kendrick, Kolton	.073	14	41	1	3	0	0	1	1	0	0	1	7	24	0	1	4	2.24
Marrero, Lean	.290	36	107	10	31	6	1	2	12	1	2	0	5	16	5	3	1	3.19
Martinez, Luis	.357	4	14	2	5	3	0	0	2	0	0	0	2	4	1	1	0	4.38
Meneses, Heiker	.257	13	35	6	9	0	0	0	4	0	0	2	6	8	1	1	1	3.95
Miranda, Jose	.227	55	185	14	42	7	1	1	20	3	2	4	19	36	4	5	8	3.08
Morel, Emmanuel	.116	32	86	7	10	2	0	0	4	1	4	0	13	36	4	3	3	2.30
Munoz, Gorge	.256	54	199	23	51	13	1	2	18	5	1	6	13	37	13	3	10	3.14
Murphy, Max	.375	3	8	1	3	2	0	0	2	0	0	0	1	2	0	0	0	4.44
Olson, Brian	.217	10	23	1	5	3	0	0	0	0	0	0	5	9	0	0	1	3.57
Rortvedt, Ben	.203	20	59	3	12	3	0	0	3	0	1	1	5	8	0	0	0	2.77
Salva, Kidany	.179	18	56	4	10	1	1	0	6	1	0	0	3	13	1	0	0	2.17
Tapia, Roni	.127	20	55	5	7	1	0	3	5	0	0	0	3	29	0	1	2	1.72
Valera, Rafael P	.250	1	4	1	1	1	0	0	1	0	0	0	1	2	1	0	0	4.00
Whitefield, Aaron	.298	51	191	30	57	7	0	2	17	2	1	4	19	47	31	9	5	3.70
TEAM TOTAL	.225	61	1970	212	444	80	12	18	169	20	23	32	205	530	107	49	61	.306

PITCHER	W	L	ERA	G	GS	CG	SH	SV	IP	H	R	ER	HR	HB	BB	SO	WP	BK	BAA
Anderson, Brady	2	0	0.98	8	4	0	0	0	27.2	18	3	3	0	2	25	0	0	0	1.82
Balazovic, Jordan	2	1	1.97	8	6	0	0	1	32.0	26	9	7	0	7	5	16	0	0	2.17
Beeker, Clark	2	1	2.51	12	1	0	0	2	32.1	27	11	9	2	3	8	40	3	1	2.18
Clemensia, Taylor	1	4	2.47	11	10	0	0	0	43.2	27	24	12	0	6	26	47	8	3	1.76
De Jesus, Miguel	3	1	2.06	7	7	0	0	0	35.0	23	8	8	2	1	11	34	2	0	1.83
Farfan, Onas	1	2	3.48	19	0	0	0	4	31.0	23	13	12	1	4	12	36	3	0	2.15
Fox, Tyler	2	3	3.10	13	10	0	0	1	52.1	42	20	18	1	3	11	36	1	0	2.15
Gamez, Juan	0	0	2.45	3	0	0	0	0	3.2	2	1	1	0	0	3	2	1	0	1.67
Gomez, Moises	4	0	1.19	14	1	0	0	0	37.2	34	7	5	0	3	12	27	4	0	2.46
Grogan, Quin	0	1	2.25	1	1	0	0	0	4.0	3	1	1	0	0	1	4	1	0	2.14
Hellquist, Bo	5	3	2.25	11	10	0	0	0	52.0	49	17	13	2	2	7	46	4	1	2.45
Irby, C.K.	1	0	0.00	1	0	0	0	0	1.0	0	0	0	0	0	2	0	0	0	0.00
Jones, Matt	0	2	17.18	5	0	0	0	0	3.2	2	7	7	1	0	8	5	3	0	1.82
Kelly, Garrett	1	3	3.67	18	0	0	0	3	27.0	24	11	11	0	1	11	29	5	0	2.40
Martinez, Daniel	2	0	8.83	13	0	0	0	1	17.1	27	17	17	0	1	6	17	4	0	3.42
McGuff, Patrick	0	0	0.00	4	0	0	0	2	5.2	3	0	0	0	0	0	9	0	0	1.58
Pearce, Callan	2	2	1.99	18	0	0	0	2	31.2	27	13	7	0	3	12	28	2	1	2.33
Schutte, Matz	1	0	3.00	13	0	0	0	0	21.0	16	9	7	0	5	7	11	3	0	2.13
Strecker, Zach	0	1	3.27	17	0	0	0	6	33.0	35	15	12	1	1	8	28	4	2	2.78
Ynoa, Huascar	3	5	3.18	11	11	0	0	0	51.0	44	22	18	1	4	12	51	3	1	2.28
TEAM TOTAL	32	29	2.79	61	61	0	4	22	542.2	452	208	168	11	46	162	493	51	9	2.25

DOMINICAN REPUBLIC BASEBALL ACADEMY

The Twins Dominican Republic spent its second season of operations at the Las Americas Complex in Boca Chica, DR in 2016. This complex serves as the Twins interim facility while their new joint academy with the Philadelphia Phillies is built. The Las Americas facility has the capacity to house two teams but is only home to the Twins in 2015-16.

The club provides housing and meals for amateur players working out in the Academy program, as well as for its professional players on the Dominican Summer League team. A lower level of the two-story building includes a locker room, weight training room, office and meeting space, laundry, kitchen, a large dining room, recreation room and a dedicated classroom. The second floor features a large dormitory which can accommodate up to 56 players, two large staff rooms and a large game room. Programs are provided year-round to teach English and cultural development to all signed players.

Boca Chica is located 30 minutes east of downtown Santo Domingo and the Twins complex is just 15 minutes from the international airport.

The playing facilities include two full-sized playing fields, an additional field for tryouts, two covered batting tunnels and a six-mound training area for pitchers. The Twins Dominican facility is in full operation from February through early December.

2016 DOMINICAN ACADEMY STAFF

Francis (Jimmy) Alvarez	Manager	Francisco Solano	Administrator
Manuel Santana	Pitching Coach	Carlos Naut	Administrative Assistant
Ramon Nivar	Hitting Coach	Esther Reyes	Head Cook
Asdrubal Estrada	Hitting Coach	Mercedes Rosario	Kitchen Staff
Juan Carlos Pinto	Strength and Conditioning Coach	Ana Maria Martinez	Cleaning
Carlos Frias	Trainer	Merary Reyes	Cleaning/Cook
Rubensino Lorenzo	Team Doctor	Ramona Marte	Cleaning/Kitchen
Fred Guerrero	Coordinator of Latin America Scouting	Adolfo Perez	Clubhouse/Laundry
Luis Lajara	Scout - Southwest D.R.	Ramon Perez	Grounds
Eduardo Soriano	Scout - Santo Domingo	RBI Consulting	Education Provide
Manuel Luciano	Scout - Santiago		

2016 DSL FINAL STATISTICS

PLAYER	AVG	G	AB	R	H	2B	3B	HR	RBI	SF	SH	HB	BB	SO	SB	CS	E	OBP
Calcano, Mariano	.206	32	102	9	21	4	1	4	15	1	0	3	9	41	0	0	1	.287
Cuesto, Darling	.245	44	143	23	35	5	1	1	16	0	0	5	25	27	6	2	9	.376
De La Cruz, Yeremi	.244	38	135	19	33	6	1	3	21	3	0	2	9	25	1	1	9	.295
Duran, Moris	.208	34	101	17	21	6	1	1	9	2	2	2	14	28	5	3	8	.311
Encarnacion, Yeltsin	.220	43	159	22	35	6	1	0	17	0	1	3	23	17	7	5	15	.330
Hernandez, Zaino	.161	22	62	4	10	1	0	0	2	1	1	1	7	14	2	1	2	.254
Herrera, Edgar	.317	51	186	32	59	11	3	0	14	0	0	2	15	14	2	2	2	.374
Javier, Wander	.308	9	26	7	8	3	0	2	6	0	0	0	4	5	0	0	1	.400
Maldonado, Humberto	.283	48	166	21	47	11	3	1	24	4	0	2	21	56	14	10	4	.363
Marte, Agustin	.263	46	160	23	42	4	1	0	14	0	5	0	25	37	15	5	14	.362
Martinez, Juan	.242	41	124	18	30	8	2	1	19	3	0	3	22	31	2	4	1	.362
Parra, Jorge	.294	45	160	17	47	5	4	0	23	4	0	1	12	30	7	6	2	.339
Perez, Yeison	.272	31	103	11	28	7	0	3	13	1	1	4	5	13	0	0	7	.327
Santana, Ruben	.248	44	145	16	36	3	2	0	13	3	2	1	11	26	5	6	10	.300
Tademo, Victor	.311	51	177	42	55	16	1	1	22	1	0	4	19	22	21	4	13	.388
Tejada, Oliver	.273	3	11	0	3	0	0	0	0	0	0	0	0	1	0	0	0	.273
Tovar, Antonio	.270	52	189	24	51	10	1	2	24	1	1	3	21	30	5	3	0	.350
Vasquez, Samuel	.181	49	138	25	25	4	3	0	11	2	2	4	15	35	8	4	3	.277
TEAM TOTAL	.256	70	2287	330	586	110	25	19	263	26	15	40	257	452	100	56	122	.338

PITCHER	W	L	ERA	G	GS	CG	SH	SV	IP	H	R	ER	HR	HB	BB	SO	WP	BK	BAA
Acosta, Melvi	5	2	3.20	14	14	0	0	0	70.1	74	32	25	0	3	14	57	8	0	.273
Balbuena, Erick	0	1	11.00	7	0	0	0	0	9.0	12	12	11	1	1	10	6	8	0	.343
Bellorin, Luis	0	5	6.87	13	10	0	0	0	36.2	40	32	28	2	1	22	31	8	0	.278
Bermudez, Jose	1	4	6.07	20	0	0	0	5	29.2	35	22	20	1	2	14	26	4	0	.292
Castro, Cristian	0	0	9.82	11	0	0	0	0	11.0	19	18	12	0	2	9	7	2	2	.388
Colina, Edward	1	3	2.30	14	13	0	0	0	58.2	43	21	15	1	3	26	52	8	0	.200
Cruz, Amilcar	2	2	4.09	16	0	0	0	0	33.0	38	19	15	1	1	9	25	7	0	.284
Feliz, Danny	1	1	2.30	10	0	0	0	1	15.2	9	7	4	2	0	10	12	7	1	.164
Garcia, Pedro	5	1	2.17	14	14	0	0	0	62.1	39	17	15	1	5	24	69	2	0	.181
Herrera, Edgar	0	0	0.00	1	0	0	0	0	0.1	1	0	0	0	0	0	0	0	0	.500
Marin, Andriu	4	3	2.88	20	0	0	0	4	40.2	40	16	13	2	4	15	36	4	1	.248
Mojica, Juan	5	2	2.47	14	13	0	0	0	62.0	43	17	17	3	4	22	73	4	1	.197
Pena, Juan	0	1	31.35	15	0	0	0	0	10.1	15	42	36	0	9	39	8	28	0	.349
Ramirez, Daulin	0	3	10.57	14	0	0	0	0	15.1	20	21	18	2	3	19	19	7	0	.308
Rivas, Elvis	2	1	3.90	19	0	0	0	1	27.2	18	12	12	1	6	25	22	14	0	.188
Soto, Freddy	2	2	4.26	23	0	0	0	4	38.0	37	24	18	4	2	17	15	3	0	.264
Suniaga, Carlos	7	3	2.03	16	6	0	0	1	57.2	45	18	13	0	1	13	58	4	0	.209
Torres, Frandy	1	0	1.80	17	0	0	0	5	30.0	21	6	6	0	1	12	29	3	0	.198
TEAM TOTAL	36	34	4.11	70	70	0	6	21	608.1	549	336	278	21	48	300	545	121	5	.240

VENEZUELA BASEBALL ACADEMY

The Twins Venezuela Baseball Academy spent its 22nd year in Bejuma, Carabobo, Venezuela. The Twins facilities are among the best in Venezuela, including a 3,000 square foot dormitory and clubhouse building which opened in February 2000. The facilities include two large sleeping rooms, locker room, training and exercise areas, and office space.

The club provides housing and meals to its professional players in a mini-camp prior to spring training and during a Fall Instructional League in October. Amateur players are invited to attend workouts in 30-day programs throughout the season.

2016 VENEZUELA ACADEMY STAFF

Asdrubal Estrada	Manager	Pablo Torres	Associate Scout - Caracas
Wladimir Morales	Trainer	Edgar Guerra	Administrator
Jose Leon	Coordinator of Scouting	Carlos Colmenares	Grounds
Marlon Nava	Scout - Occidente	Carlos Belisario	Clubhouse/Grounds
Oswaldo Troconis	Scout - Oriente	Yeni Gonzalez	Cook
Juan Padilla	Associate Scout - Oriente	Isabel Castellano	Cook
Franklin Parra	Associate Scout - Valencia	Anadith Luna	Cleaning/Kitchen
		Ramon Martinez	Cleaning/Clubhouse

ZACK GRANITE AND STEPHEN GONSALVES NAMED 2016 TWINS MINOR LEAGUE PLAYER AND PITCHER OF THE YEAR

Outfielder Zack Granite was named the 2016 Sherry Robertson Award winner as the Twins Minor League Player of the Year and left-handed pitcher Stephen Gonsalves was named the 2016 Jim Rantz Award winner as the Twins Minor League Pitcher of the Year.

Granite, 24, spent the entire season at Double-A Chattanooga hitting .295 (155-for-526) with 18 doubles, eight triples, four home runs, 52 RBI, 86 runs scored and 56 stolen bases in 127 games. He ranked tied for first in minor league baseball in stolen bases and was most recently named Southern League Postseason All-Star.

The Staten Island, New York native was drafted by the Twins in the 14th round of the 2013 First-Year Player Draft out of Seton Hall University. In four minor league seasons, he has hit .282 (369-for-1309) with 39 doubles, 20 triples, 109 RBI and 102 stolen bases in 337 games.

Gonsalves, 22, began the season at Single-A Ft. Myers, going 5-4 with a 2.33 ERA (65.2 IP, 17 ER), 20 walks and 66 strikeouts. He was promoted to Double-A Chattanooga in early June and went 8-1 with a 1.82 ERA (74.1 IP, 15 ER), 37 walks and 89 strikeouts. He earned Southern League Pitcher of the Week in late August, was named to Florida State League Midseason All-Star team and most recently named one of the Twins MLB Pipeline.com's Prospects of the Year.

The San Diego, California native was selected by the Twins in the fourth round of the 2013 First-Year Player Draft out of Cathedral Catholic High School. He becomes just the third left-handed pitcher to win the Jim Rantz Award since it was created in 2002, joining Francisco Liriano (2005) and Andrew Albers (2013).



SHERRY ROBERTSON AWARD

Year	Player	Pos	Year	Player	Pos
1970	Mark Wiley	P	1994	LaTroy Hawkins	P
1971	Steve Bnye	OF	1995	Javier Valentin	C
1972	Tom Smithson	C	1996	Todd Walker	3B-2B
1973	Craig Kusick	1B	1997	David Ortiz	1B
1974	Butch Wynegar	C	1998	Doug Mientkiewicz	1B
1975	Steve Luebber	P	1999	Michael Restovich	OF
1976	Dan Graham	C	2000	John Barnes	OF
1977	Greg Field	P	2001	Michael Cuddyer	3B
1978	Steve Douglas	OF	2002	Lew Ford	OF
1979	Steve Green	P	2003	Joe Mauer	C
1980	Bob Konopa	P	2004	Jason Kubel	OF
1981	Kent Hrbek	1B	2005	David Winfree	3B
1982	Jeff Reed	C	2006	Alexi Casilla	IF
1983	Tim Lincecum	2B	2007	Brian Buscher	3B
1984	Curt Wardle	P	2008	Ben Revere	OF
1985	Mark Davidson	OF	2009	Ben Revere	OF
1986	Gene Larkin	1B	2010	Joe Benson	OF
1987	Mike Dyer	P	2011	Brian Dozier	SS
1988	Pete Delkus	P	2012	Oswaldo Arcia	OF
1989	Paul Sorrento	1B	2013	Byron Buxton	OF
1990	Denny Neagle	P	2014	Kennys Vargas	1B/DH
1991	Pat Mahomes	P	2015	Max Kepler	OF/1B
1992	Marty Cordova	OF	2016	Zack Granite	OF
1993	LaTroy Hawkins	P			

JIM RANTZ AWARD

Year	Player	Pos
2002	J.D. Durbin	RHP
2003	Jesse Crain	RHP
2004	Scott Baker	RHP
2005	Francisco Liriano	LHP
2006	Matt Garza	RHP
2007	Kevin Slowey	RHP
2008	Anthony Slama	RHP
2009	David Bromberg	RHP
2010	Kyle Gibson	RHP
2011	Liam Hendriks	RHP
2012	B.J. Hermsen	RHP
2013	Andrew Albers	LHP
2014	Jose Berrios	RHP
2015	Jose Berrios	RHP
2016	Stephen Gonsalves	LHP

TWINS 2016 MINOR LEAGUE AWARDS

SHERRY ROBERTSON MINOR LEAGUE PLAYER OF THE YEAR

Zach Granite, OF - Chattanooga

JIM RANTZ MINOR LEAGUE PITCHER OF THE YEAR

Stephen Gonsalves, LHP - Ft. Myers/Chattanooga

MINOR LEAGUE PLAYER OF THE MONTH

MONTH	NAME	POS	H	AB	AVG	R	RBI	2B	HR	AFFILIATE
April	Daniel Palka	OF	27	80	.338	10	15	7	3	Chattanooga
May	Edgar Corcino	OF	35	109	.321	20	19	5	4	Ft. Myers
June	Daniel Palka	OF	29	96	.302	20	30	3	13	Chattanooga
July	Zander Wiel	1B	31	100	.310	21	24	9	8	Cedar Rapids
August	Luis Arraez	INF	48	113	.425	13	18	7	0	Cedar Rapids

MINOR LEAGUE PITCHER OF THE MONTH

MONTH	NAME	W-L-S	ERA	G/GS	IP	H/9	R	ER	SO/9	AFFILIATE
April	Stephen Gonsalves	2-1-0	1.44	4/4	25.0	4.3	4	4	8.6	Ft. Myers
May	Randy LeBlanc	4-0-0	0.24	5/5	37.0	5.8	1	1	5.1	Cedar Rapids
June	Jose Berrios	4-1-0	2.02	5/5	35.2	4.0	9	8	9.6	Rochester
July	Trevor Hildenberger	0-1-0	0.00	11/0	12.1	5.1	1	0	11.7	Chattanooga
August	Stephen Gonsalves	4-0-0	0.28	5/5	32.2	3.6	3	1	10.2	Chattanooga

MINOR LEAGUE PLAYER OF THE WEEK

WEEK	NAME	POS	STATISTICS	AFFILIATE
April 16	Nick Gordon	INF	6 G, .444 (12-for-27), 5 R, 5 2B, 1 HR, 4 RBI, 1 BB, 2 SB	Ft. Myers
April 23	Stephen Gonsalves	LHP	1 G, 1-0-0, 7.0 IP, 5 H, 2 R, 1 ER, 1 BB, 8 K	Ft. Myers
April 30	Daniel Palka	OF	6 G, .619 (13-for-21), 6 R, 4 2B, 2 HR, 8 RBI, 6 BB	Chattanooga
May 7	Yorman Landa	RHP	3 G, 0-0-2, 4.0 IP, 2 H, 0 R, 0 BB, 5 K	Ft. Myers
May 14	A.J. Murray	C	5 G, .565 (13-for-23), 8 R, 3 2B, 2 HR, 8 RBI, 2 BB	Cedar Rapids
May 21	Kennys Vargas	1B	5 G, .440 (11-for-25), 6 R, 2 2B, 4 HR, 10 RBI	Rochester
May 28	Byron Buxton	OF	6 G, .478 (11-for-23), 8 R, 3 2B, 3 HR, 5 RBI, 3 BB	Rochester
June 4	Trevor Hildenberger	RHP	3 G, 0-0-2, 3.0 IP, 0 H, 0 R, 0 BB, 2 K	Chattanooga
June 11	Daniel Palka	OF	7 G, .320 (8-for-25), 8R, 2 3B, 4 HR, 11 RBI, 6 BB	Chattanooga
June 18	Felix Jorge	RHP	1 G, 1-0-0, 7.2 IP, 6 H, 1 ER, 0 BB, 6 K	Ft. Myers
June 25	Jose Berrios	RHP	1 G, 1-0-0, 8.0 IP, 3 H, 0 R, 2 BB, 9 K	Rochester
July 2	Jaylin Davis	OF	7 G, .320 (8-for-25), 8 R, 5 HR, 9 RBI, 3 BB	Elizabethton
July 9	Mitch Garver	C	6 G, .455 (10-for-22), 7 R, 4 2B, 1 HR, 5 RBI, 6 BB	Chattanooga
July 16	Zander Wiel	1B	5 G, .444 (8-for-18), 6 R, 1 2B, 3 HR, 12 RBI, 4 BB	Cedar Rapids
July 23	Andrew Albers	LHP	2 G, 2-0-0, 15.0 IP, 14 H, 0 R, 2 BB, 7 K	Rochester
July 30	Lachlan Wells	LHP	1 G, 1-0-0, 8.0 IP, 2 H, 0 R, 1 BB, 9 K	Cedar Rapids
August 6	Luis Arraez	INF	6 G, .455 (10-for-22), 6 R, 1 2B, 4 RBI, 1 BB	Cedar Rapids
August 13	Fernando Romero	RHP	1 G, 0-0-0, 7.0 IP, 6 H, 0 R, 0 BB, 11 K	Ft. Myers
August 20	Tanner English	OF	6 G, .391 (9-for-23), 8 R, 2 3B, 3 HR, 4 BB	Ft. Myers
August 27	Zack Granite	OF	7 G, .357 (10-for-28), 6 R, 2 2B, 2 RBI, 1 BB, 6 SB	Chattanooga
September 3	Aaron Slegers	RHP	2 G, 1-0-0, 14.0 IP, 2 ER, 3 BB, 13 K	Chattanooga



Stephen Gonsalves

Left-handed pitcher Stephen Gonsalves split his season between Single-A Ft. Myers and Double-A Chattanooga. He went a combined 13-5 with a 2.06 ERA (140.0 IP, 32 ER) with 57 walks and 155 strikeouts. He was named Southern League Pitcher of the Week August 21, a Midseason All-Star for the Florida State League and Twins organizational Pitcher of the Month for August.

TWINS SCOUTING STAFF

Deron Johnson - DeronJohnson@twinsbaseball.com	Director of Scouting
Vern Followell - VernFollowell@twinsbaseball.com	Pro Scouting Coordinator
Amanda Daley - AmandaDaley@twinsbaseball.com	Senior Manager, Scouting and International Administration
Brittany Minder - BrittanyMinder@twinsbaseball.com	Administrative Assistant to Scouting

SCOUTING SUPERVISORS

Billy Corrigan - BillyCorrigan@twinsbaseball.com	Southeast Supervisor
Sean Johnson - SeanJohnson@twinsbaseball.com	West Coast Supervisor
Mark Quimuyog - MarkQuimuyog@twinsbaseball.com	East Coast Supervisor
Mike Ruth - MikeRuth@twinsbaseball.com	Midwest Supervisor

SCOUTS

Cary Broder - CaryBroder@twinsbaseball.com	Taiwan
Trevor Brown - TrevorBrown@twinsbaseball.com	Washington, Oregon, Idaho, Alaska, Montana
Walt Burrows - WaltBurrows@twinsbaseball.com	Canada
Taylor Cameron - TaylorCameron@twinsbaseball.com	Central and Southern California
Ken Compton - KenCompton@twinsbaseball.com	Professional Scout
Larry Corrigan - LarryCorrigan@twinsbaseball.com	Professional Scout
J.R. DiMercurio - JRDiMercurio@twinsbaseball.com	Arkansas, Kansas, Missouri, Oklahoma
Brett Dowdy - BrettDowdy@twinsbaseball.com	Northern Florida
Marty Esposito - MartyEsposito@twinsbaseball.com	Texas
Earl Frishman - EarlFrishman@twinsbaseball.com	Special Assignment Scout
Glenn Godwin - GlennGodwin@twinsbaseball.com	Europe and South Africa
Fred Guerrero - FredGuerrero@twinsbaseball.com	Latin American Scouting Coordinator
Bill Harford - BillHarford@twinsbaseball.com	Professional Scout
Bob Hegman - BobHegman@twinsbaseball.com	Professional Scout
David Kim - DavidKim@twinsbaseball.com	Pacific Rim
Wayne Krivsky - WayneKrivsky@twinsbaseball.com	Special Assistant to the General Manager
Mike Larson - MikeLarson@twinsbaseball.com	International/Professional Scout
Luis Lajara - LuisLajara@twinsbaseball.com	Dominican Republic
John Leavitt - JohnLeavitt@twinsbaseball.com	Southern California, Hawaii
Jose Leon - JoseLeon@twinsbaseball.com	Venezuela and Panama/Coordinator of Scouting
Manuel Luciano - ManuelLuciano@twinsbaseball.com	Dominican Republic
Eury Luis - EuryLuis@twinsbaseball.com	Dominican Republic
Bill Mele - BillMele@twinsbaseball.com	Professional Scout
Bill Milos - BillMilos@twinsbaseball.com	Professional Scout
Marlon Nava - MarlonNava@twinsbaseball.com	Venezuela
Tim O'Neil - TimONeil@twinsbaseball.com	National Crosschecker
Howard Norsetter - HowardNorsetter@twinsbaseball.com	International Scouting Coordinator
Jeff Pohl - JeffPohl@twinsbaseball.com	Michigan, Indiana, Illinois
Jack Powell - JackPowell@twinsbaseball.com	Florida Panhandle, Georgia, Alabama
Greg Runser - GregRunser@twinsbaseball.com	Greater Houston (TX), Louisiana
Alan Sandberg - AlanSandberg@twinsbaseball.com	Kentucky, Tennessee, Mississippi
Eduardo Soriano - EduardoSoriano@twinsbaseball.com	Dominican Republic
Elliott Strankman - ElliottStrankman@twinsbaseball.com	Nevada, Central and Northern California
Freddie Thon - FreddieThon@twinsbaseball.com	Puerto Rico and Southern Florida
Oswaldo Tronconis - OswaldoTronconis@twinsbaseball.com	Venezuela
TBA	Upstate New York, Pennsylvania, Ohio, West Virginia
Ted Williams - TedWilliams@twinsbaseball.com	Arizona, New Mexico, Colorado, Wyoming, Utah, Clark County (NV)
John Wilson - JohnWilson@twinsbaseball.com	Connecticut, New Jersey, East New York, Massachusetts, Eastern Virginia, Maryland, Vermont, Rhode Island, Maine, New Hampshire, Delaware, Washington D.C.
Mark Wilson - MarkWilson@twinsbaseball.com	North Dakota, South Dakota, Nebraska, Iowa, Wisconsin, Minnesota, Canada
Earl Winn - EarlWinn@twinsbaseball.com	Professional Scout
TBD	North Carolina, South Carolina, Western Virginia

PART-TIME SCOUTS

Hector Barrios	Panama
Gavin Bennett	South Africa
Dave Bergman	Holland
John Cortese	Italy
Andy Johnson	Europe
Kenny Su	Taiwan
Koji Takahashi	Japan
Lester Victoria	Curacao
Troy Williams	Germany

ASSOCIATE SCOUTS

Juan Padilla	Venezuela
Franklin Parra	Venezuela
Pablo Torres	Venezuela

TWINS SCOUTING & MINOR LEAGUE DIRECTORS

Scouting Directors

Deron Johnson	2008-present
Mike Radcliff	1994-2007
Larry Corrigan	1992-93
Terry Ryan	1986-91
George Brophy	1970-85
Sherry Robertson	1961-69

Minor League Directors

Brad Steil	2013-present
Jim Rantz	1986-2012
George Brophy	1970-85
Sherry Robertson	1961-69

TWINS 2016 FIRST-YEAR PLAYER DRAFT

RD	PLAYER	POS	B/T	HT	WT	DOB	HOMETOWN	SCHOOL	SCOUT
1 (15)	Alex Kirilloff	OF	L/L	6-2	195	11/9/97	New Kensington, PA	Plum (New Kensington, PA) HS	Weitzel
2 (56)	Ben Rortvedt	C	L/R	5-10	190	9/25/97	New Glarus, WI	Verona Area (WI) HS	M. Wilson
LB (73)	Jose Miranda	SS	R/R	6-2	180	6/29/98	Caguas, PR	Leadership Christian (PR) Academy	Thon
LB (74)	Akil Baddoo	OF	L/L	5-11	195	8/16/98	Conyers, GA	Salem (GA) HS	Powell
3 (93)	Griffin Jax	RHP	R/R	6-2	195	11/22/94	Englewood, CO	U.S. Air Force Academy	T. Williams
4 (123)	Thomas Hackimer	RHP	R/R	5-11	195	6/28/94	Floral Park, NY	St. John's University (NY)	J. Wilson
5 (153)	Jordan Balazovic	RHP	R/R	6-4	175	9/17/98	Mississauga, ON, CAN	St. Martin SS (CAN)	Burrows
6 (183)	Alex Schick	RHP	R/R	6-6	210	12/1/94	San Diego, CA	U of California, Berkeley	Strankman
7 (213)	Matthew Albanese	OF	R/R	6-2	200	7/26/95	East Haddam, CT	Bryant University	Leavitt
8 (243)	Shane Carrier	OF	R/R	6-2	220	6/3/96	Anaheim, CA	Fullerton College	Strankman
9 (273)	Mitchell Kranson	INF	L/R	5-10	200	1/1/94	Danville, CA	U of California, Berkeley	Thon
10 (303)	Brandon Lopez	SS	R/R	6-1	190	9/9/93	Miramar, FL	University of Miami	DiMercurio
11 (333)	Tyler Benninghoff	RHP	R/R	6-4	185	9/17/97	Overland Park, KS	Rockhurst (Kansas City, MO) HS	Powell
12 (363)	Zach Featherstone	OF	L/L	6-2	215	12/18/95	Charlotte, NC	Tallahassee CC (FL)	Strankman
13 (393)	Ryan Mason	RHP	R/R	6-6	215	10/4/94	Berkeley, CA	U of California, Berkeley	Weitzel
14 (423)	Andre Jernigan	SS	R/R	6-0	205	11/16/93	Ft. Wayne, IN	Xavier University (OH)	Weitzel
15 (453)	Tyler Wells	RHP	R/R	6-7	255	8/26/94	Calimesa, CA	Cal State, San Bernardino	Strankman
16 (483)	Tyler Beardsley	RHP	R/R	6-3	210	5/17/94	Tehachapi, CA	Cal State, Sacramento	Runser
17 (513)	Kidany Salva	C	S/R	5-11	180	8/24/98	Alta Vega, PR	Klein Forest (Houston, TX) HS	Leavitt
18 (543)	Tim Richards	SS	R/R	6-0	190	2/10/95	Long Beach, CA	Cal State, Fullerton	J. Wilson
19 (573)	Sean Poppen	RHP	R/R	6-3	205	3/15/94	Chesapeake, VA	Harvard University	Sandberg
20 (603)	Shamoy Christopher	C	S/R	6-1	205	10/6/97	Harriman, TN	Roane State CC (TN)	Runser
21 (633)	Domenick Carlini IV	LHP	L/L	6-2	180	11/19/93	Nesbit, MS	Southeastern Louisiana U	Weitzel
22 (663)	Hank Morrison	OF	R/R	6-2	225	3/25/94	Warren, PA	Mercyhurst College (PA)	Brown
23 (693)	Caleb Hamilton	INF	R/R	6-0	190	2/5/95	Woodinville, WA	Oregon State University	Pohl
24 (723)	Matthew Byars	C	R/R	6-1	185	7/31/95	Poynette, WI	Michigan State University	Taylor
25 (753)	Colton Davis	RHP	R/R	6-1	195	1/5/94	Commerce, GA	Western Carolina University	Runser
26 (783)	Gregory Deichmann	3B	L/R	6-1	190	5/31/95	Metairie, LA	Louisiana State University	Cameron
27 (813)	Scott Ogrin	OF	R/R	6-1	200	10/23/97	Valencia, CA	Valencia (Newhall, CA) HS	Burrows
28 (843)	Matthew Jones	LHP	R/L	6-4	190	10/16/98	Whitby, ON, CAN	Sinclair SS (CAN)	Powell
29 (873)	Dane Hutcheon	INF	L/R	5-9	177	7/14/94	Colorado Springs, CO	University of Montevallo	Brown
30 (903)	Quinton Grogan	RHP	R/R	6-2	190	6/11/93	Stanfield, OR	Lewis & Clark State College	M. Wilson
31 (933)	Juan Gamez	C	R/R	5-11	220	3/7/94	Tucson, AZ	North Dakota State University	M. Wilson
32 (963)	Matthew Wallner	RHP	L/R	6-4	220	12/12/97	Forest Lake, MN	Forest Lake (MN) HS	Taylor
33 (993)	Clark Beeker	RHP	R/R	6-3	205	11/22/92	Lexington, NC	Davidson College	J. Wilson
34 (1023)	Joseph Cronin	INF	R/R	5-10	185	5/15/94	Scarborough, ME	Boston College	DiMercurio
35 (1053)	Austin Tribby	LHP	R/L	6-5	225	7/9/94	Springfield, MO	University of Missouri Columbia	Sandberg
36 (1083)	Patrick McGuff	RHP	R/R	6-2	200	3/30/94	Hamilton, OH	Morehead State University	Strankman
37 (1113)	Daniel Mayer	OF	R/R	6-5	240	11/20/95	Downers Grove, IL	University of the Pacific	Sandberg
38 (1143)	Terry Rooker	OF	R/R	6-3	220	11/1/94	Cove Eads, TN	Mississippi State University	Dowdy
39 (1173)	Casey Scoggins	OF	L/L	5-10	185	3/14/94	Port St. Lucie, FL	University of Tampa	Pohl
40 (1203)	Timothy Collett	C	L/R	6-0	225	6/26/97	Terre Haute, IN	Terre Haute North (IN) HS	

BOLD indicates signed player


* The Twins signed 33 players from the 2016 First-Year Player Draft.

Alex Kirilloff

Outfielder Alex Kirilloff was selected by the Twins in the first round, 15th overall, in the 2016 First-Year Player Draft out of Plum High School in New Kensington, PA. Kirilloff made his professional debut with Rookie Level Elizabethton, hitting .306 (66-for-216) with nine doubles, a triple, seven home runs and 33 RBI in 55 games for the E-Twins. He was named the Appalachian League Player of the Year, Postseason All-Star and a Player of the Week, July 24.



POSTSEASON





1965 WORLD SERIES

TWINS VS. LOS ANGELES DODGERS

DODGERS:	AVG	G	AB	R	H	2B	3B	HR	RBI	BB	SO	SB
Crawford, ph	.500	2	2	0	1	0	0	0	0	0	1	0
Lefebvre, 2b	.400	3	10	2	4	0	0	0	0	0	0	0
Fairly, rf	.379	7	29	7	11	3	0	2	6	0	1	0
Wills, ss	.367	7	30	3	11	3	0	0	3	1	3	3
Osteen, p	.333	3	3	0	1	0	0	0	0	0	0	0
Parker, 1b	.304	7	23	3	7	0	1	1	2	3	3	2
Johnson, lf	.296	7	27	3	8	2	0	2	4	1	3	0
Roseboro, c	.286	7	21	1	6	1	0	0	3	5	3	1
W. Davis, cf	.231	7	26	3	6	0	0	0	0	0	2	3
Gilliam, 3b	.214	7	28	2	6	1	0	0	2	1	0	0
Tracewski, ph-2b	.118	6	17	0	2	0	0	0	1	5	0	0
Koufax, p	.111	3	9	0	1	0	0	0	1	1	5	0
Drysdale, p-ph	.000	3	5	0	0	0	0	0	0	0	4	0
Moon, ph	.000	2	2	0	0	0	0	0	0	0	0	0
Kennedy, 3b-pr	.000	4	1	0	0	0	0	0	0	0	0	0
LeJohn, ph	.000	1	1	0	0	0	0	0	0	0	1	0
Miller, p	.000	2	0	0	0	0	0	0	0	0	0	0
Perranoski, p	.000	2	0	0	0	0	0	0	0	0	0	0
Reed, p	.000	2	0	0	0	0	0	0	0	0	0	0
Brewer, p	.000	1	0	0	0	0	0	0	0	0	0	0
Totals	.274	7	234	24	64	10	1	5	21	13	31	9

Pitchers:	W	L	ERA	G	GS	CG	SHO	SV	IP	H	R	ER	BB	SO
Miller	0	0	0.00	2	0	0	0	0	1.1	0	0	0	0	0
Koufax	2	1	0.38	3	3	2	2	0	24.0	13	2	1	5	29
Osteen	1	1	0.64	2	2	1	1	0	14.0	9	2	2	5	4
Drysdale	1	1	3.86	2	2	1	0	0	11.2	12	9	5	3	15
Brewer	0	0	4.50	1	0	0	0	0	2.0	3	1	1	0	1
Perranoski	0	0	7.36	2	0	0	0	0	3.2	3	3	3	4	1
Reed	0	0	8.10	2	0	0	0	0	3.1	2	3	3	2	4
Totals	4	3	2.10	14	7	4	3	0	60.0	42	20	14	19	54

TWINS:	AVG	G	AB	R	H	2B	3B	HR	RBI	BB	SO	SB
Killebrew, 3b	.286	7	21	2	6	0	0	1	2	6	4	0
Versalles, ss	.286	7	28	3	8	1	1	1	4	2	7	1
Valdespino, lf-ph	.273	5	11	1	3	1	0	0	0	0	1	0
Grant, p	.250	3	8	3	2	1	0	1	3	0	1	0
Nossek, cf-ph	.200	6	20	0	4	0	0	0	0	0	1	0
Quilici, 2b	.200	7	20	2	4	2	0	0	1	4	3	0
Oliva, rf	.192	7	26	2	5	1	0	1	2	1	6	0
Kaat, p	.167	3	6	0	1	0	0	0	2	0	5	0
Hall, cf	.143	2	7	0	1	0	0	0	0	1	5	0
Mincher, 1b	.130	7	23	3	3	0	0	1	1	2	7	0
Allison, lf	.125	5	16	3	2	1	0	1	2	2	9	1
Batthey, c	.120	7	25	1	3	0	1	0	2	0	5	0
Rollins, ph	.000	3	2	0	0	0	0	0	0	1	0	0
Zimmerman, c	.000	2	1	0	0	0	0	0	0	0	0	0
Pascual, p	.000	1	1	0	0	0	0	0	0	0	0	0
Klippstein, p	.000	2	0	0	0	0	0	0	0	0	0	0
Merritt, p	.000	2	0	0	0	0	0	0	0	0	0	0
Perry, p	.000	2	0	0	0	0	0	0	0	0	0	0
Worthington, p	.000	2	0	0	0	0	0	0	0	0	0	0
Boswell, p	.000	1	0	0	0	0	0	0	0	0	0	0
Pleis, p	.000	1	0	0	0	0	0	0	0	0	0	0
Totals	.195	7	215	20	42	7	2	6	19	19	54	2

Pitchers:	W	L	ERA	G	GS	CG	SHO	SV	IP	H	R	ER	BB	SO
Worthington	0	0	0.00	2	0	0	0	0	4.0	2	1	0	2	2
Klippstein	0	0	0.00	2	0	0	0	0	2.2	2	1	0	2	3
Merritt	0	0	2.70	2	0	0	0	0	3.1	2	1	1	0	1
Grant	2	1	2.74	3	3	2	0	0	23.0	22	8	7	2	12
Boswell	0	0	3.38	1	0	0	0	0	2.2	3	1	1	2	3
Kaat	1	2	3.77	3	3	1	0	0	14.1	18	7	6	2	6
Perry	0	0	4.50	2	0	0	0	0	4.0	5	2	2	2	4
Pascual	0	1	5.40	1	1	0	0	0	5.0	8	3	3	1	0
Pleis	0	0	9.00	1	0	0	0	0	1.0	2	1	1	0	0
Totals	3	4	3.15	17	7	3	0	0	60.0	64	24	21	13	31

1965 WORLD SERIES (CONTINUED)

GAME 1 Wednesday, October 6 at Minnesota

Los Angeles	0	1	0	0	0	0	0	0	1	—	2	10	1
Minnesota	0	1	6	0	0	1	0	0	x	—	8	10	0

WP — Grant. LP — Drysdale.
 Drysdale, Reed (3), Brewer (5), Perranoski (7) and Roseboro.
 Grant and Battey.
 HR — Fairly, Mincher, Versalles. T — 2:29. A — 47,797.

GAME 2 Thursday, October 7 at Minnesota

Los Angeles	0	0	0	0	0	0	1	0	0	—	1	7	3
Minnesota	0	0	0	0	2	1	2	x	—	—	5	9	0

WP — Kaat. LP — Koufax.
 Koufax, Perranoski (7), Miller (8) and Roseboro.
 Kaat and Battey.
 T — 2:13. A — 48,700.

GAME 3 Saturday, October 9 at Los Angeles

Minnesota	0	0	0	0	0	0	0	0	0	—	0	5	0
Los Angeles	0	0	0	2	1	1	0	0	x	—	4	10	1

WP — Osteen. LP — Pascual.
 Pascual, Merritt (6), Klippstein (8) and Battey, Zimmerman (7).
 Osteen and Roseboro.
 T — 2:06. A — 55,934.

GAME 4 Sunday, October 10 at Los Angeles

Minnesota	0	0	0	1	0	1	0	0	0	—	2	5	2
Los Angeles	1	1	0	1	0	3	0	1	x	—	7	10	0

WP — Drysdale. LP — Grant.
 Grant, Worthington (6), Pleis (8) and Battey, Zimmerman (7).
 Drysdale and Roseboro.
 HR — Killebrew, Parker, Oliva, Johnson. T — 2:15. A — 55,920.

GAME 5 Monday, October 11 at Los Angeles

Minnesota	0	0	0	0	0	0	0	0	0	—	0	4	1
Los Angeles	2	0	2	1	0	0	2	0	x	—	7	14	0

WP — Koufax. LP — Kaat.
 Kaat, Boswell (3), Perry (6) and Battey.
 Koufax and Roseboro.
 T — 2:34. A — 55,801.

GAME 6 Wednesday, October 13 at Minnesota

Los Angeles	0	0	0	0	0	1	0	0	—	—	1	6	1
Minnesota	0	0	0	2	0	3	0	0	x	—	5	6	1

WP — Grant. LP — Osteen.
 Osteen, Reed (6), Miller (8) and Roseboro.
 Grant and Battey.
 HR — Fairly, Allison, Grant. T — 2:16. A — 49,578.

GAME 7 Thursday, October 14 at Minnesota

Los Angeles	0	0	0	2	0	0	0	0	0	—	2	7	0
Minnesota	0	0	0	0	0	0	0	0	0	—	0	3	1

WP — Koufax. LP — Kaat.
 Koufax and Roseboro.
 Kaat, Worthington (4), Klippstein (6), Merritt (7), Perry (9) and Battey.
 HR — Johnson. T — 2:27. A — 50,596.



1969 AMERICAN LEAGUE CHAMPIONSHIP SERIES

TWINS VS. BALTIMORE ORIOLES

ORIOLES:	AVG	G	AB	R	H	2B	3B	HR	RBI	BB	SO	SB
B. Robinson, 3b	.500	3	14	1	7	1	0	0	0	0	0	0
Motton, ph	.500	2	2	0	1	0	0	0	1	0	0	0
Blair, cf	.400	3	15	1	6	2	0	1	6	2	2	0
Powell, 1b	.385	3	13	2	5	0	0	1	1	2	0	0
F. Robinson, rf	.333	3	12	1	4	2	0	1	2	3	3	0
Buford, lf	.286	3	14	3	4	1	0	0	1	3	0	0
Belanger, ss	.267	3	15	4	4	0	1	1	1	0	0	0
Hendricks, ph-c	.250	3	8	2	2	2	0	0	3	1	2	0
Johnson, 2b	.231	3	13	2	3	0	0	0	0	2	1	0
Palmer, p	.000	1	5	0	0	0	0	0	0	0	3	0
Etchebarren, c	.000	2	4	0	0	0	0	0	0	0	0	0
McNally, p	.000	1	4	0	0	0	0	0	0	0	2	0
Cuellar, p	.000	1	2	0	0	0	0	0	0	0	1	0
May, ph	.000	1	1	0	0	0	0	0	0	0	0	0
Salmon, ph	.000	1	1	0	0	0	0	0	0	0	0	0
R. Hall, p	.000	1	0	0	0	0	0	0	0	0	0	0
Lopez, p	.000	1	0	0	0	0	0	0	0	0	0	0
Rettenmund, ph	.000	1	0	0	0	0	0	0	0	0	0	0
Richert, p	.000	1	0	0	0	0	0	0	0	0	0	0
Watt, p	.000	1	0	0	0	0	0	0	0	0	0	0
Totals	.293	3	123	16	36	8	1	4	15	13	14	0

Pitchers:	W	L	ERA	G	GS	CG	SHO	SV	IP	H	R	ER	BB	SO
McNally	1	0	0.00	1	1	1	1	0	11.0	3	0	0	0	5
Watt	0	0	0.00	1	0	0	0	0	2.0	0	0	0	0	2
Richert	0	0	0.00	1	0	0	0	0	1.0	0	0	0	0	2
R. Hall	1	0	0.00	1	0	0	0	0	0.2	0	0	0	0	1
Lopez	0	0	0.00	1	0	0	0	0	0.1	1	0	0	0	2
Palmer	1	0	2.00	1	1	1	0	0	9.0	10	2	2	2	4
Cuellar	0	0	2.25	1	1	0	0	0	8.0	3	3	2	1	7
Totals	3	0	1.13	7	3	2	1	0	32.0	17	5	4	12	27

1969 ALCS (CONTINUED)

TWINS:	AVG	G	AB	R	H	2B	3B	HR	RBI	BB	SO	SB
Nettles, ph	1.000	1	1	0	1	0	0	0	0	0	0	0
Woodson, p	1.000	1	1	0	1	0	0	0	0	0	0	0
Oliva, rf	.385	3	13	3	5	2	0	1	2	1	3	1
Roseboro, c	.200	2	5	0	1	0	0	0	0	0	0	0
Reese, 1b	.167	3	12	0	2	0	0	0	2	1	1	0
Uhlaender, lf	.167	2	6	0	1	0	0	0	0	0	0	0
Cardenas, ss	.154	3	13	0	2	0	1	0	0	0	7	0
Mitterwald, c	.143	2	7	0	1	0	0	0	0	1	3	0
Killebrew, 3b	.125	3	8	2	1	1	0	0	0	6	2	0
Tovar, cf	.077	3	13	0	1	0	0	0	0	1	2	1
Carew, 2b	.071	3	14	0	1	0	0	0	0	1	4	0
Allison, lf	.000	2	8	0	0	0	0	0	1	0	0	0
Boswell, p	.000	1	4	0	0	0	0	0	0	0	4	0
Perry, p	.000	1	3	0	0	0	0	0	0	0	1	0
Perranoski, p	.000	3	1	0	0	0	0	0	0	0	0	0
Renick, ph	.000	1	1	0	0	0	0	0	0	0	0	0
Chance, p	.000	1	0	0	0	0	0	0	0	0	0	0
Grzenda, p	.000	1	0	0	0	0	0	0	0	0	0	0
T. Hall, p	.000	1	0	0	0	0	0	0	0	0	0	0
Manuel, ph	.000	1	0	0	0	0	0	0	0	1	0	0
Miller, p	.000	1	0	0	0	0	0	0	0	0	0	0
Worthington, p	.000	1	0	0	0	0	0	0	0	0	0	0
Totals	.155	3	110	5	17	3	1	1	5	12	27	2

Pitchers:	W	L	ERA	G	GS	CG	SHO	SV	IP	H	R	ER	BB	SO
Grzenda	0	0	0.00	1	0	0	0	0	0.2	0	0	0	0	0
T. Hall	0	0	0.00	1	0	0	0	0	0.2	0	0	0	0	0
Boswell	0	1	0.84	1	1	0	0	0	10.2	7	1	1	7	4
Perry	0	0	3.38	1	1	0	0	0	8.0	6	3	3	3	3
Miller	0	1	5.40	1	1	0	0	0	1.2	5	3	1	0	0
Perranoski	0	1	5.79	3	0	0	0	0	4.2	8	3	3	0	2
Worthington	0	0	6.75	1	0	0	0	0	1.1	3	1	1	0	1
Woodson	0	0	10.80	1	0	0	0	0	1.2	3	2	2	3	2
Chance	0	0	13.50	1	0	0	0	0	2.0	4	3	3	0	2
Totals	0	3	4.02	11	3	0	0	0	31.1	36	16	14	13	14

GAME 1 Saturday, October 4 at Baltimore

Minnesota	0	0	0	0	1	0	2	0	0	0	0	0	0	0	0	0	0	3	4	2
Baltimore	0	0	0	1	1	0	0	0	1	0	0	1	0	0	1	0	0	4	10	1

WP—Hall. LP—Perranoski.

Perry, Perranoski (9) and Mitterwald, Roseboro (12).
Cuellar, Richert (9), Watt (10), Lopez (12), R. Hall (12) and Hendricks, Etchebarren (10).

HR—F. Robinson, Belanger, Oliva, Powell.
T—3:29. A—39,324.

GAME 3 Monday, October 6 at Minnesota

Baltimore	0	3	0	2	0	1	0	2	3	—	11	18	0
Minnesota	1	0	0	0	1	0	0	0	0	—	2	10	2

WP—Palmer. LP—Miller.

Palmer and Hendricks.
Miller, Woodson (2), T. Hall (4), Worthington (5), Grzenda (6), Chance (7), Perranoski (9) and Roseboro.

HR—Blair. T—2:48. A—32,735.

GAME 2 Sunday, October 5 at Baltimore

Minnesota	0	0	0	0	0	0	0	0	0	0	0	0	0	0	0	0	0	0	3	1
Baltimore	0	0	0	0	0	0	0	0	0	0	0	1	—	1	8	0	0	0	0	0

WP—McNally. LP—Boswell.

Boswell, Perranoski (11) and Mitterwald.
McNally and Etchebarren, Hendricks (10).

T—3:17. A—41,704.





1970 AMERICAN LEAGUE CHAMPIONSHIP SERIES

TWINS VS. BALTIMORE ORIOLES

ORIOLES:	AVG	G	AB	R	H	2B	3B	HR	RBI	BB	SO	SB		
B. Robinson, 3b	.583	3	12	3	7	2	0	0	1	0	1	0		
Cuellar, p	.500	1	2	1	1	0	0	1	4	0	1	0		
R. Hall, p	.500	1	2	1	1	0	0	0	0	0	1	0		
Powell, 1b	.429	3	14	2	6	2	0	1	6	0	3	0		
Buford, lf	.429	2	7	2	3	1	0	1	3	2	0	0		
Hendricks, c	.400	1	5	2	2	0	0	0	0	0	1	0		
McNally, p	.400	1	5	1	2	1	0	0	1	0	1	0		
Johnson, 2b	.364	3	11	4	4	0	0	2	4	1	1	0		
Belanger, ss	.333	3	12	5	4	0	0	0	1	1	0	0		
Rettenmund, lf	.333	1	3	1	1	0	0	0	1	2	1	1		
Palmer, p	.250	1	4	1	1	1	0	0	1	0	0	0		
F. Robinson, rf	.200	3	10	3	2	0	0	1	2	5	2	0		
Etchebarren, c	.111	2	9	1	1	0	0	0	0	0	3	0		
Blair, cf	.077	3	13	0	1	0	0	0	0	1	4	0		
Totals	.330	3	109	27	36	7	0	6	24	12	19	1		
Pitchers:	W	L	ERA	G	GS	CG	SHO	SV	IP	H	R	ER	BB	SO
R. Hall	1	0	0.00	1	0	0	0	0	4.2	1	0	0	0	3
Palmer	1	0	1.00	1	1	1	0	0	9.0	7	1	1	3	12
McNally	1	0	3.00	1	1	1	0	0	9.0	6	3	3	5	5
Cuellar	0	0	12.46	1	1	0	0	0	4.1	10	6	6	1	2
Totals	3	0	3.33	4	3	2	0	0	27.0	24	10	10	9	22

TWINS:	AVG	G	AB	R	H	2B	3B	HR	RBI	BB	SO	SB		
Oliva, rf	.500	3	12	2	6	2	0	1	1	0	1	0		
Mitterwald, c	.500	2	8	2	4	1	0	0	2	0	2	0		
Tovar, cf-2b-lf	.385	3	13	2	5	0	1	0	1	0	0	0		
Killebrew, 3b-1b	.273	3	11	2	3	0	0	2	4	2	4	0		
Ratliff, c	.250	1	4	0	1	0	0	0	0	0	1	0		
Renick, 3b-ph	.200	2	5	0	1	0	0	0	0	0	1	0		
Cardenas, ss	.182	3	11	1	2	0	0	0	1	1	1	0		
Reese, 1b	.143	2	7	0	1	0	0	0	0	1	1	0		
Thompson, 2b	.125	3	8	0	1	1	0	0	0	1	0	0		
Alvea, lf-ph	.000	3	7	1	0	0	0	0	0	2	3	0		
Holt, ph-cf-pr	.000	3	5	0	0	0	0	0	0	0	2	0		
Allison, ph	.000	3	2	0	0	0	0	0	0	1	1	0		
Quilici, 2b-ph	.000	3	2	0	0	0	0	0	0	0	1	0		
Carew, ph	.000	2	2	0	0	0	0	0	0	0	1	0		
T. Hall, p	.000	2	1	0	0	0	0	0	0	0	1	0		
Perry, p	.000	2	1	0	0	0	0	0	1	0	0	0		
Kaat, p	.000	1	1	0	0	0	0	0	0	0	1	0		
Manuel, ph	.000	1	1	0	0	0	0	0	0	0	1	0		
Perranoski, p	.000	2	0	0	0	0	0	0	0	0	0	0		
Tiant, p-pr	.000	2	0	0	0	0	0	0	0	0	0	0		
Williams, p	.000	2	0	0	0	0	0	0	0	1	0	0		
Zepp, p	.000	2	0	0	0	0	0	0	0	0	0	0		
Blyleven, p	.000	1	0	0	0	0	0	0	0	0	0	0		
Woodson, p	.000	1	0	0	0	0	0	0	0	0	0	0		
Totals	.238	3	101	10	24	4	1	3	10	9	22	0		
Pitchers:	W	L	ERA	G	GS	CH	SHO	SV	IP	H	R	ER	BB	SO
Williams	0	0	0.00	2	0	0	0	0	6.0	2	0	0	1	2
Blyleven	0	0	0.00	1	0	0	0	0	2.0	2	1	0	0	2
T. Hall	0	1	6.75	2	1	0	0	0	5.1	6	4	4	4	6
Zepp	0	1	6.75	2	0	0	0	0	1.1	2	1	1	2	2
Kaat	0	1	9.00	1	1	0	0	0	2.0	6	4	2	2	1
Woodson	0	0	9.00	1	0	0	0	0	1.0	2	1	1	1	0
Perry	0	1	13.50	2	1	0	0	0	5.1	10	9	8	1	3
Tiant	0	0	13.50	1	0	0	0	0	0.2	1	2	1	0	0
Perranoski	0	0	19.29	2	0	0	0	0	2.1	5	5	5	1	3
Totals	0	3	7.62	14	3	0	0	0	26.0	36	27	22	12	19

DID YOU Know?

...that the last time the Twins/Senators won a World Series road game was on October 7, 1925. Starting pitcher Walter Johnson allowed one run on five hits in 9.0 innings pitched to go along with 10 strikeouts in Game 1 vs. Pittsburgh. Since that game, the Twins/Senators have 14 straight losses (three straight losses in '25, two straight in '33, three straight in '65, three straight in '87 and three more in '91).

1970 ALCS (CONTINUED)

GAME 1 Saturday, October 3 at Minnesota

Baltimore	0	2	0	7	0	1	0	0	0	0	—	10	13	0
Minnesota	1	1	0	1	3	0	0	0	0	0	—	6	11	2

WP—Hall. LP—Perry.
 Cuellar, R. Hall (5) and Hendricks.
 Perry, Zepp (4), Woodson (5), Williams (6), Perranoski (9) and Mitterwald.
 HR—Cuellar, Buford, Powell, Killebrew. T—2:36. A—26, 847.

GAME 3 Monday, October 5 at Baltimore

Minnesota	0	0	0	0	1	0	0	0	0	0	—	1	7	2
Baltimore	1	1	3	0	0	0	1	0	x	—	6	10	6	0

WP—Palmer. LP—Kaat.
 Kaat, Blyleven (3), T. Hall (5), Perry (7) and Ratliff.
 Palmer and Etchebarren.
 HR—Johnson. T—2:20. A—27,608.

GAME 2 Sunday, October 4 at Minnesota

Baltimore	1	0	2	1	0	0	0	0	7	—	11	13	0
Minnesota	0	0	0	3	0	0	0	0	0	—	3	6	2

WP—McNally. LP—Hall.
 McNally and Etchebarren.
 T. Hall, Zepp (4), Williams (5), Perranoski (8), Tiant (9) and Mitterwald.
 HR—F. Robinson, Killebrew, Oliva, Johnson. T—2:59. A—27,490.



1987 AMERICAN LEAGUE CHAMPIONSHIP SERIES

TWINS VS. DETROIT TIGERS

TIGERS:	AVG	G	AB	R	H	2B	3B	HR	RBI	BB	SO	SB
Grubb, ph-dh	.571	4	7	0	4	0	0	0	0	0	1	0
Morrison, dh-3b	.400	2	5	1	2	0	0	0	0	0	1	0
Hernon, rf-ph-dh	.333	3	9	1	3	1	0	0	2	1	1	1
Sheridan, rf-pr	.300	5	10	2	3	1	0	1	2	0	2	0
Evans, 1b-3b	.294	5	17	0	5	0	0	0	0	4	2	0
Gibson, lf	.286	5	21	4	6	1	0	1	4	3	8	3
Heath, c	.286	3	7	1	2	0	0	1	2	0	0	0
Lemon, cf	.278	5	18	4	5	0	0	2	4	1	4	0
Bergman, ph-dh-1b	.250	4	4	0	1	0	0	0	2	0	1	0
Trammell, ss	.200	5	20	3	4	1	0	0	2	1	2	0
Whitaker, 2b	.176	5	17	4	3	0	0	1	1	7	3	1
Nokes, ph-dh-c	.143	5	14	2	2	0	0	1	2	1	4	0
Brookens, 3b	.000	5	13	0	0	0	0	0	0	0	3	0
Madlock, dh	.000	1	5	0	0	0	0	0	0	0	3	0
Totals	.240	5	167	23	40	4	0	7	21	18	35	5

Pitchers:	W	L	ERA	G	GS	CG	SHO	SV	IP	H	R	ER	BB	SO
Petry	0	0	0.00	1	0	0	0	0	3.1	1	1	0	0	1
Hernandez	0	0	0.00	1	0	0	0	0	0.1	2	0	0	0	0
Robinson	0	0	0.00	1	0	0	0	0	0.1	1	0	0	0	0
Thurmond	0	0	0.00	1	0	0	0	0	0.1	0	0	0	0	0
King	0	0	1.69	2	0	0	0	0	5.1	3	1	1	2	4
Tanana	0	1	5.06	1	1	0	0	0	5.1	6	4	3	4	1
Morris	0	1	6.75	1	1	1	0	0	8.0	6	6	6	3	7
Terrell	0	0	9.00	1	1	0	0	0	6.0	7	6	6	4	4
Alexander	0	2	10.00	2	2	0	0	0	9.0	14	10	10	1	5
Henneman	1	0	10.80	1	0	0	0	0	5.0	6	6	6	6	3
Totals	1	4	6.70	12	5	1	0	0	43.0	46	34	32	20	25

TWINS:	AVG	G	AB	R	H	2B	3B	HR	RBI	BB	SO	SB
Larkin, ph	1.000	1	3	0	1	1	0	0	1	0	0	0
Butera, c	.667	1	3	0	2	0	0	0	0	0	0	0
Brunansky, rf	.412	5	17	5	7	4	0	2	9	4	3	0
Baylor, ph-dh	.400	2	5	0	2	0	0	0	1	0	0	0
Gladden, lf	.350	5	20	5	7	2	0	0	5	2	1	0
Gaetti, 3b	.300	5	20	5	6	1	0	2	5	1	3	0
Gagne, ss	.278	5	18	5	5	3	0	2	3	3	4	0
Lombardozzi, 2b-pr	.267	5	15	2	4	0	0	0	1	2	2	0
Bush, dh	.250	4	12	4	3	0	1	0	2	3	2	3
Puckett, cf	.208	5	24	3	5	1	0	1	3	0	5	1
Hrbek, 1b	.150	5	20	4	3	0	0	1	1	3	0	0
Laudner, c	.071	5	14	1	1	1	0	0	2	2	5	0
Newman, 2b	.000	1	2	0	0	0	0	0	0	0	0	0
Davidson, pr	.000	1	0	0	0	0	0	0	0	0	0	0
Totals	.269	5	171	34	46	13	1	8	33	20	25	4

Pitchers:	W	L	ERA	G	GS	CG	SHO	SV	IP	H	R	ER	BB	SO
Schatzeder	0	0	0.00	2	0	0	0	0	4.1	2	0	0	0	5
Atherton	0	0	0.00	1	0	0	0	0	0.1	1	0	0	0	0
Berenguer	0	0	1.50	4	0	0	0	1	6.0	1	1	1	3	6
Blyleven	2	0	4.05	2	2	0	0	0	13.1	12	6	6	3	9
Reardon	1	1	5.06	4	0	0	0	2	5.1	7	3	3	3	5
Viola	1	0	5.25	2	2	0	0	0	12.0	14	8	7	5	9
Straker	0	0	16.88	1	1	0	0	0	2.2	3	5	5	4	1
Totals	4	1	4.50	16	5	0	0	3	44.0	40	23	22	18	35

1987 ALCS (CONTINUED)

GAME 1 Wednesday, October 7 at Minnesota

Detroit	0	0	1	0	0	1	1	2	0	—	5	10	0
Minnesota	0	1	0	0	3	0	0	4	x	—	8	10	0

WP —Reardon. LP —Alexander.
 Alexander, Henneman (8), Hernandez (8), King (8) and Heath.
 Viola, Reardon (8) and Laudner.
 HR — Gaetti 2, Heath, Gibson. T — 2:46. A — 53,269.

GAME 2 Thursday, October 8 at Minnesota

Detroit	0	2	0	0	0	0	0	1	0	—	3	7	1
Minnesota	0	3	0	2	1	0	0	0	x	—	6	6	0

WP —Blyleven. LP —Morris. Save —Berenguer.
 Morris and Heath, Nokes (8).
 Blyleven, Berenguer (8) and Laudner.
 HR — Lemon, Hrbek, Whitaker. T — 2:54. A — 55,245.

GAME 3 Saturday, October 10 at Detroit

Minnesota	0	0	0	2	0	2	2	0	0	—	6	8	1
Detroit	0	0	5	0	0	0	0	2	x	—	7	7	0

WP —Henneman. LP —Reardon.
 Straker, Schatzeder (3), Berenguer (7), Reardon (8) and Butera, Laudner (7).
 Terrell, Henneman (7) and Nokes.
 HR — Gagne, Brunansky, Sheridan. T — 3:29. A — 49,730.

GAME 4 Sunday, October 11 at Detroit

Minnesota	0	0	1	1	1	1	0	1	0	—	5	7	1
Detroit	1	0	0	0	1	1	0	0	0	—	3	7	3

WP —Viola. LP —Tanana. Save —Reardon.
 Viola, Atherton (6), Berenguer (6), Reardon (9) and Laudner.
 Tanana, Petry (6), Thurmond (9) and Heath.
 HR — Puckett, Gagne. T — 3:24. A — 51,939.

GAME 5 Monday, October 12 at Detroit

Minnesota	0	4	0	0	0	0	1	1	3	—	9	15	1
Detroit	0	0	0	3	0	0	0	1	1	—	5	9	1

WP —Blyleven. LP —Alexander. Save —Reardon.
 Blyleven, Schatzeder (7), Berenguer (8), Reardon (8) and Laudner.
 Alexander, King (2), Henneman (7), Robinson (9) and Nokes.
 HR — Nokes, Lemon, Brunansky. T — 3:14. A — 47,448.



1987 WORLD SERIES

TWINS VS. ST. LOUIS CARDINALS

CARDINALS:	AVG	G	AB	R	H	2B	3B	HR	RBI	BB	SO	SB		
Pendleton, dh-ph	.429	3	7	2	3	0	0	0	1	1	1	2		
Pena, c-dh	.409	7	22	2	9	1	0	0	4	3	2	1		
McGee, cf	.370	7	27	2	10	2	0	0	4	0	9	0		
Lindeman, 1b-ph-rf	.333	6	15	3	5	1	0	0	2	0	3	0		
Lake, c	.333	3	3	0	1	0	0	0	1	0	0	0		
Ford, rf-ph	.308	5	13	1	4	0	0	0	2	1	1	0		
Herr, 2b	.250	7	28	2	7	0	0	1	1	2	2	0		
Oquendo, rf-3b	.250	7	24	2	6	0	0	0	2	1	4	0		
Pagnozzi, dh-ph	.250	2	4	0	1	0	0	0	0	0	0	0		
Driessen, 1b	.231	4	13	3	3	2	0	0	1	1	1	0		
Smith, ss	.214	7	28	3	6	0	0	0	2	2	3	2		
Coleman, lf	.143	7	28	5	4	2	0	0	2	2	10	6		
Lawless, 3b	.100	3	10	1	1	0	0	1	3	0	4	0		
Cox, p	.000	3	2	0	0	0	0	0	0	0	1	0		
Forsch, p	.000	3	2	0	0	0	0	0	0	0	0	0		
Tudor, p	.000	2	2	0	0	0	0	0	0	0	2	0		
Morris, rf	.000	1	2	0	0	0	0	0	0	0	0	0		
Dayley, p	.000	4	1	0	0	0	0	0	0	0	1	0		
Mathews, p	.000	1	1	0	0	0	0	0	0	0	0	0		
Worrell, p	.000	4	0	0	0	0	0	0	0	0	0	0		
Horton, p	.000	2	0	0	0	0	0	0	0	0	0	0		
Horton, p	.000	2	0	0	0	0	0	0	0	0	0	0		
Magrane, p	.000	2	0	0	0	0	0	0	0	0	0	0		
Tunnell, p	.000	2	0	0	0	0	0	0	0	0	0	0		
Johnson, pr	.000	1	0	0	0	0	0	0	0	0	0	1		
Totals	.259	7	232	26	60	8	0	2	25	13	44	12		
Pitchers:	W	L	ERA	G	GS	CG	SHO	SV	IP	H	R	ER	BB	SO
Worrell	0	0	1.29	4	0	0	0	2	7.0	6	1	1	4	3
Dayley	0	0	1.93	4	0	0	0	1	4.2	2	1	1	1	0
Tunnell	0	0	2.08	2	0	0	0	0	4.1	4	2	1	2	1
Mathews	0	0	2.45	1	1	0	0	0	3.2	2	1	1	2	3
Tudor	1	1	5.73	2	2	0	0	0	11.0	15	7	7	3	8
Horton	0	0	6.00	2	0	0	0	0	3.0	5	2	2	0	1
Cox	1	2	7.71	3	2	0	0	0	11.2	13	10	10	8	9
Magrane	0	1	8.59	2	2	0	0	0	7.1	9	7	7	5	5
Forsch	1	0	9.95	3	0	0	0	0	6.1	8	7	7	5	3
Totals	3	4	5.64	23	7	0	0	3	59.0	64	38	37	29	36

DID YOU Know?

...that the 1987 World Series was the first in which games were played indoors.

1987 WORLD SERIES (CONTINUED)

TWINS:	AVG	G	AB	R	H	2B	3B	HR	RBI	BB	SO	SB	
Smalley, ph	.500	4	2	0	1	1	0	0	0	2	0	0	
Lombardozzi, 2b	.412	6	17	3	7	1	0	1	4	2	2	0	
Baylor, dh-ph	.385	5	13	3	5	0	0	1	3	1	1	0	
Puckett, cf	.357	7	28	5	10	1	1	0	3	2	1	1	
Laudner, c	.318	7	22	4	7	1	0	1	4	5	4	0	
Gladden, lf	.290	7	31	3	9	2	1	1	7	3	4	2	
Gaetti, 3b	.259	7	27	4	7	2	1	1	4	2	5	2	
Hrbek, 1b	.208	7	24	4	5	0	1	1	6	5	3	0	
Gagne, ss	.200	7	30	5	6	1	0	1	3	1	6	0	
Brunansky, rf	.200	7	25	5	5	0	0	0	2	4	4	1	
Newman, pr-2b-ph	.200	4	5	0	1	0	0	0	0	1	1	0	
Bush, dh-ph	.167	4	6	1	1	1	0	0	2	0	1	0	
Larkin, 1b-ph	.000	5	3	1	0	0	0	0	0	1	0	0	
Straker, p	.000	2	2	0	0	0	0	0	0	0	2	0	
Viola, p	.000	3	1	0	0	0	0	0	0	0	1	0	
Blyleven, p	.000	2	1	0	0	0	0	0	0	0	1	0	
Davidson, rf-ph	.000	2	1	0	0	0	0	0	0	0	0	0	
Reardon, p	.000	4	0	0	0	0	0	0	0	0	0	0	
Berenguer, p	.000	3	0	0	0	0	0	0	0	0	0	0	
Schatzeder, p	.000	3	0	0	0	0	0	0	0	0	0	0	
Atherton, p	.000	2	0	0	0	0	0	0	0	0	0	0	
Butera, c	.000	1	0	0	0	0	0	0	0	0	0	0	
Frazier, p	.000	1	0	0	0	0	0	0	0	0	0	0	
Niekro, p	.000	1	0	0	0	0	0	0	0	0	0	0	
Totals	.269	7	238	38	64	10	3	7	38	29	36	6	
Pitchers:	W	L	ERA	G	GS	SHO	SV	IP	H	R	ER	BB	SO
Reardon	0	0	0.00	4	0	0	0	4.2	5	0	0	0	3
Frazier	0	0	0.00	1	0	0	0	2.0	1	0	0	0	2
Niekro	0	0	0.00	1	0	0	0	2.0	1	0	0	1	1
Blyleven	1	1	2.77	2	2	0	0	13.0	13	5	4	2	12
Viola	2	1	3.72	3	3	0	0	19.1	17	8	8	3	16
Straker	0	0	4.00	2	2	0	0	9.0	9	4	4	3	6
Schatzeder	1	0	6.23	3	0	0	0	4.1	4	3	3	3	3
Atherton	0	0	6.75	2	0	0	0	1.1	0	1	1	1	0
Berenguer	0	1	10.38	3	0	0	0	4.1	10	5	5	0	1
Totals	4	3	3.75	21	7	0	0	60.0	60	26	25	13	44

GAME 1 Saturday, October 17 at Minnesota

St. Louis	0	1	0	0	0	0	0	0	0	0	1	5	1
Minnesota	0	0	0	7	2	0	1	0	x	—	10	11	0
WP	—Viola. LP—Magrane.												
Magrane, Forsch (4), Horton (7) and Pena, Lake (8).													
Viola, Atherton (9) and Laudner.													
HR—Gladden, Lombardozzi. T—2:39. A—55,171.													

GAME 2 Sunday, October 18 at Minnesota

St. Louis	0	0	0	0	1	0	1	2	0	—	4	9	0
Minnesota	0	1	0	6	0	1	0	0	x	—	8	10	0
WP	—Blyleven. LP—Cox.												
Cox, Tunnell (4), Dayley (7), Worrell (8) and Pena.													
Blyleven, Berenguer (8), Reardon (9) and Laudner.													
HR—Gaetti, Laudner. T—2:42. A—55,257.													

GAME 3 Tuesday, October 20 at St. Louis

Minnesota	0	0	0	0	0	1	0	0	0	—	1	5	1
St. Louis	0	0	0	0	0	0	3	0	x	—	3	9	1
WP	—Tudor. LP—Berenguer. Save—Worrell.												
Straker, Berenguer (7), Schatzeder (7) and Laudner.													
Tudor, Worrell (8) and Pena.													
T—2:45. A—55,347.													

GAME 4 Wednesday, October 21 at St. Louis

Minnesota	0	0	1	0	1	0	0	0	0	—	2	7	1
St. Louis	0	0	1	6	0	0	0	0	x	—	7	10	1
WP	—Forsch. LP—Viola. Save—Dayley.												
Viola, Schatzeder (4), Niekro (5), Frazier (7) and Laudner, Butera (8).													
Mathews, Forsch (4), Dayley (7) and Pena.													
HR—Gagne, Lawless. T—3:11. A—55,347.													

GAME 5 Thursday, October 22 at St. Louis

Minnesota	0	0	0	0	0	0	0	2	0	0	—	2	6	1
St. Louis	0	0	0	0	0	3	1	0	x	—	4	10	1	
WP	—Cox. LP—Blyleven. Save—Worrell.													
Blyleven, Atherton (7), Reardon (7) and Laudner.														
Cox, Dayley (8), Worrell (8) and Pena, Lake (9).														
T—3:21. A—55,347.														

GAME 6 Saturday, October 24 at Minnesota

St. Louis	1	1	0	2	1	0	0	0	0	—	5	11	2
Minnesota	2	0	0	4	4	0	1	x	—	11	15	0	
WP	—Schatzeder. LP—Tudor.												
Tudor, Horton (5), Forsch (6), Dayley (6), Tunnell (7) and Pena.													
Straker, Schatzeder (4), Berenguer (6), Reardon (9) and Laudner.													
HR—Herr, Baylor, Hrbek. T—3:22. A—55,293.													

GAME 7 Sunday, October 25 at Minnesota

St. Louis	0	2	0	0	0	0	0	0	0	—	2	6	1
Minnesota	0	1	0	0	1	0	1	x	—	4	10	0	
WP	—Viola. LP—Cox. Save—Reardon.												
Magrane, Cox (5), Worrell (6) and Lake.													
Viola, Reardon (9) and Laudner.													
T—3:04. A—55,376.													

DID YOU Know?

...that in 1991, the Twins became the first team in major league history to go from last place the previous season, to World Champions the next.



1991 AMERICAN LEAGUE CHAMPIONSHIP SERIES

TWINS VS. TORONTO BLUE JAYS

BLUE JAYS:	AVG	G	AB	R	H	2B	3B	HR	RBI	BB	SO	SB
Alomar, 2b	.474	5	19	3	9	0	0	0	4	2	3	2
White, cf	.364	5	22	5	8	1	0	0	0	2	3	3
Gruber, 3b	.286	5	21	1	6	1	0	0	4	0	4	1
Borders, c	.263	5	19	0	5	1	0	0	2	0	0	0
Carter, rf-dh	.263	5	19	3	5	2	0	1	4	1	5	0
Wilson, pr-lf	.250	3	8	1	2	0	0	0	0	1	3	1
Olerud, 1b	.158	5	19	1	3	0	0	0	3	3	1	0
Lee, ss	.125	5	16	3	2	0	0	0	0	1	5	0
Mulliniks, dh-ph	.125	5	8	1	1	0	0	0	0	3	0	0
Maldonado, lf-rf	.100	5	20	1	2	1	0	0	1	1	6	0
Ducey, pr-rf	.000	1	1	0	0	0	0	0	0	0	0	0
Tabler, ph-dh	.000	2	1	0	0	0	0	0	0	1	0	0
Gonzales, pr-ss	.000	2	0	0	0	0	0	0	0	0	0	0
Totals	.249	5	173	19	43	6	0	1	18	15	30	7

Pitchers:	W	L	ERA	G	GS	CG	SHO	SV	IP	H	R	ER	BB	SO
Henke	0	0	0.00	2	0	0	0	0	2.2	0	0	0	1	5
Acker	0	0	0.00	1	0	0	0	0	0.2	1	0	0	0	1
Wells	0	0	2.35	4	0	0	0	0	7.2	6	2	2	2	9
Key	0	0	3.00	1	1	0	0	0	6.0	5	2	2	1	1
Guzman	1	0	3.18	1	1	0	0	0	5.2	4	2	2	4	2
Timlin	0	1	3.18	4	0	0	0	0	5.2	5	4	2	2	5
Ward	0	1	6.23	2	0	0	0	1	4.1	4	3	3	1	6
Candiotti	0	1	8.22	2	2	0	0	0	7.2	17	9	7	2	5
MacDonald	0	0	9.00	1	0	0	0	0	1.0	1	1	1	1	0
Stottlemire	0	1	9.82	1	1	0	0	0	3.2	7	4	4	1	3
Totals	1	4	4.60	5	5	0	0	1	45.0	50	27	23	15	37

TWINS:	AVG	G	AB	R	H	2B	3B	HR	RBI	BB	SO	SB
Puckett, cf	.429	5	21	4	9	1	0	2	6	1	4	0
Knoblauch, 2b	.350	5	20	5	7	2	0	0	3	3	3	2
Mack, rf	.333	5	18	4	6	1	1	0	3	2	4	2
Pagliarulo, 3b-ph	.333	5	15	4	5	1	0	1	3	0	2	0
Davis, dh	.294	5	17	3	5	2	0	0	2	5	8	1
Harper, c	.278	5	18	1	5	2	0	0	1	0	2	0
Gladden, lf	.261	5	23	4	6	0	0	0	3	1	3	3
Gagne, ss	.235	5	17	1	4	0	0	0	1	1	5	0
Hrbek, 1b	.143	5	21	0	3	0	0	0	3	1	3	0
Leius, 3b	.000	3	4	0	0	0	0	0	0	1	1	0
Larkin, ph	.000	3	3	0	0	0	0	0	0	0	1	0
Ortiz, c	.000	3	3	0	0	0	0	0	0	0	0	0
Sorrento, ph	.000	1	1	0	0	0	0	0	0	0	1	0
Newman, 3b-ss	.000	2	0	0	0	0	0	0	0	0	0	0
Brown, pr	.000	1	0	0	0	0	0	0	0	0	0	0
Totals	.276	5	181	27	50	9	1	3	25	15	37	8

Pitchers:	W	L	ERA	G	GS	CG	SHO	SV	IP	H	R	ER	BB	SO
West	1	0	0.00	2	0	0	0	0	5.2	1	0	0	4	4
Willis	3	0	0.00	3	0	0	0	0	5.1	2	0	0	0	3
Aguilera	0	0	0.00	3	0	0	0	3	3.1	1	0	0	0	3
Guthrie	1	0	0.00	2	0	0	0	0	2.2	0	0	0	0	0
Bedrosian	0	0	0.00	2	0	0	0	0	1.1	3	2	0	2	2
Morris	2	0	4.05	2	2	0	0	0	13.1	17	6	6	1	7
Erickson	0	0	4.50	1	1	0	0	0	4.0	3	2	2	5	2
Tapani	0	1	7.84	2	2	0	0	0	10.1	16	9	9	3	9
Totals	4	1	3.33	5	5	0	0	3	46.0	43	19	17	15	30

DID YOU Know?

...that when Rick Aguilera pinch-hit for Mark Guthrie in Game 3 of the 1991 World Series, he became the first pitcher to be used in that role since Don Drysdale did so for the Dodgers in Game 2 of the 1965 Series vs. Minnesota.

1991 ALCS (CONTINUED)

GAME 1 Tuesday, October 8 at Minnesota

Toronto	0	0	0	1	0	3	0	0	0	—	4	9	2
Minnesota	2	2	1	0	0	0	0	0	x	—	5	11	0

WP —Morris. LP —Candiotti. Save —Aguilera.
Candiotti, Wells (3), Timlin (6) and Borders.
Morris, Willis (6), Aguilera (8) and Harper, Ortiz (8).
T —3:17. A —54,766.

GAME 2 Wednesday, October 9 at Minnesota

Toronto	1	0	2	0	0	0	2	0	0	—	5	9	0
Minnesota	0	0	1	0	0	1	0	0	0	—	2	5	1

WP —Guzman. LP —Tapani. Save —Ward.
Guzman, Henke (6), Ward (8) and Borders.
Tapani, Bedrosian (7), Guthrie (7) and Harper.
T —3:02. A —54,816.

GAME 3 Friday, October 11 at Toronto

Minnesota	0	0	0	0	1	1	0	0	0	1	—	3	7	0
Toronto	2	0	0	0	0	0	0	0	0	0	—	2	5	1

WP —Guthrie. LP —Timlin. Save —Aguilera.
Erickson, West (5), Willis (7), Guthrie (9), Aguilera (10) and Ortiz, Harper (10).
Key, Wells (7), Henke (8), Timlin (10) and Borders.
HR —Carter, Pagliarulo. T —3:36. A —51,454.

GAME 4 Saturday, October 12 at Toronto

Minnesota	0	0	0	4	0	2	1	1	1	—	9	13	0
Toronto	0	1	0	0	0	1	0	0	1	—	3	11	2

WP —Morris. LP —Stottlmyre.
Morris, Bedrosian (9) and Harper.
Stottlmyre, Wells (4), Acker (6), Timlin (7), MacDonald (9) and Borders.
HR —Puckett. T —3:15. A —51,526.

GAME 5 Sunday, October 13 at Toronto

Minnesota	1	1	0	0	0	3	0	3	0	—	8	14	2
Toronto	0	0	3	2	0	0	0	0	0	—	5	9	1

WP —West. LP —Ward. Save —Aguilera.
Tapani, West (5), Willis (8), Aguilera (9) and Harper, Ortiz (9).
Candiotti, Timlin (6), Ward (6), Wells (8) and Borders.
HR —Puckett. T —3:29. A —51,425.



1991 WORLD SERIES

TWINS VS. ATLANTA BRAVES

BRVES:	AVG	G	AB	R	H	2B	3B	HR	RBI	BB	SO	SB		
Lemke, 2b	.417	6	24	4	10	1	3	0	4	2	4	0		
Belliard, ss	.375	7	16	0	6	1	0	0	4	1	2	0		
Pendleton, 3b	.367	7	30	6	11	3	0	2	3	3	1	0		
Gant, cf	.267	7	30	3	8	0	1	0	4	2	3	1		
Justice, rf	.259	7	27	5	7	0	0	2	6	5	5	2		
Treadway, 2b-ph	.250	3	4	1	1	0	0	0	1	1	2	0		
Smith, dh-1f	.231	7	26	5	6	0	0	3	3	3	4	1		
Olson, c	.222	7	27	3	6	2	0	0	1	5	4	1		
Hunter, lf-1b	.190	7	21	2	4	1	0	1	3	0	2	0		
Blauser, ss-ph	.167	5	6	0	1	0	0	0	0	1	1	0		
Bream, 1b	.125	7	24	0	3	2	0	0	0	3	4	0		
Avery, p	.000	2	3	0	0	0	0	0	0	0	2	0		
Gregg, ph	.000	4	3	0	0	0	0	0	0	0	2	0		
Glavine, p	.000	2	2	0	0	0	0	0	0	0	0	0		
Mitchell, lf-pr	.000	3	2	0	0	0	0	0	0	0	1	0		
Smoltz, p	.000	2	2	0	0	0	0	0	0	0	1	0		
Cabrera, ph-c	.000	3	1	0	0	0	0	0	0	0	0	0		
Clancy, p	.000	3	1	0	0	0	0	0	0	0	1	0		
Leibrandt, p	.000	2	0	0	0	0	0	0	0	0	0	0		
Mercker, p	.000	2	0	0	0	0	0	0	0	0	0	0		
Pena, p	.000	3	0	0	0	0	0	0	0	0	0	0		
St. Claire, p	.000	1	0	0	0	0	0	0	0	0	0	0		
Stanton, p	.000	5	0	0	0	0	0	0	0	0	0	0		
Willard, ph	.000	1	0	0	0	0	0	0	1	0	0	0		
Wohlers, p	.000	3	0	0	0	0	0	0	0	0	0	0		
Totals	.253	7	249	29	63	10	4	8	29	26	39	5		
Pitchers:	W	L	ERA	G	GS	CG	SHO	SV	IP	H	R	ER	BB	SO
Stanton	1	0	0.00	5	0	0	0	0	7.1	5	0	0	2	7
Wohlers	0	0	0.00	3	0	0	0	0	1.2	2	0	0	2	1
Mercker	0	0	0.00	2	0	0	0	0	1.0	0	0	0	0	1
Smoltz	0	0	1.26	2	2	0	0	0	14.1	13	2	2	1	11
Glavine	1	1	2.70	2	2	1	0	0	13.1	8	6	4	7	8
Pena	0	1	3.38	3	0	0	0	0	5.1	6	2	2	3	7
Avery	0	0	3.46	2	2	0	0	0	13.0	10	6	5	1	8
Clancy	1	0	4.15	3	0	0	0	0	4.1	3	2	2	4	2
St. Claire	0	0	9.00	1	0	0	0	0	1.0	1	1	1	0	0
Leibrandt	0	2	11.25	2	1	0	0	0	4.0	8	5	5	1	3
Totals	3	4	2.89	7	7	1	0	0	65.1	56	24	21	21	48

1991 WORLD SERIES (CONTINUED)

TWINS:	AVG	G	AB	R	H	2B	3B	HR	RBI	BB	SO	SB
Larkin ph	.500	4	4	0	2	0	0	0	1	0	0	0
Newman ph-3b-2b-pr	.500	4	2	0	1	0	1	0	1	0	0	0
Harper c-ph	.381	7	21	2	8	2	0	0	1	2	2	0
Leius 3b-ph-ss	.357	7	14	2	5	0	0	1	2	1	2	0
Knoblauch 2b	.308	7	26	3	8	1	0	0	2	4	2	4
Pagliarulo ph-3b	.273	6	11	1	3	0	0	1	2	1	2	0
Puckett cf	.250	7	24	4	6	0	1	2	4	5	7	1
Bush ph-rf	.250	3	4	0	1	0	0	0	0	0	1	0
Gladden lf	.233	7	30	5	7	2	2	0	0	3	4	2
Davis dh-ph-rf	.222	6	18	4	4	0	0	2	4	2	3	0
Ortiz c	.200	3	5	0	1	0	0	0	1	0	1	0
Gagne ss	.167	7	24	1	4	1	0	1	3	0	7	0
Mack rf	.130	6	23	0	3	1	0	0	1	0	7	0
Hrbek 1b	.115	7	26	2	3	1	0	1	2	2	6	0
Brown pr-rf-cf	.000	3	2	0	0	0	0	0	0	0	0	0
Morris p	.000	3	2	0	0	0	0	0	0	0	1	0
Sorrento ph-1b	.000	3	2	0	0	0	0	0	0	1	2	0
Aguilera p-ph	.000	4	1	0	0	0	0	0	0	0	0	0
Erickson p	.000	2	1	0	0	0	0	0	0	0	1	0
Tapani p	.000	2	1	0	0	0	0	0	0	0	0	0
Bedrosian p	.000	3	0	0	0	0	0	0	0	0	0	0
Guthrie p	.000	4	0	0	0	0	0	0	0	0	0	0
Leach p	.000	2	0	0	0	0	0	0	0	0	0	0
West p	.000	2	0	0	0	0	0	0	0	0	0	0
Willis p	.000	4	0	0	0	0	0	0	0	0	0	0
Totals	.232	7	241	24	56	8	4	8	24	21	48	7

Pitchers:	W	L	ERA	G	GS	CG	SHO	SV	IP	H	R	ER	BB	SO
Morris	2	0	1.17	3	3	1	1	0	23.0	18	3	3	9	15
Aguilera	1	1	1.80	4	0	0	0	2	5.0	6	1	1	1	3
Guthrie	0	1	2.25	4	0	0	0	0	4.0	3	1	1	4	3
Leach	0	0	3.86	2	0	0	0	0	2.1	2	1	1	0	2
Tapani	1	1	4.50	2	2	0	0	0	12.0	13	6	6	2	7
Erickson	0	0	5.06	2	2	0	0	0	10.2	10	7	6	4	5
Willis	0	0	5.14	4	0	0	0	0	7.0	6	4	4	2	2
Bedrosian	0	0	5.40	3	0	0	0	0	3.1	3	2	2	0	2
West	0	0	INF	2	0	0	0	0	0.0	2	4	4	4	0
Totals	4	3	3.74	7	7	1	1	2	67.1	63	29	28	26	39

GAME 1 Saturday, October 19 at Minnesota

Atlanta	0	0	0	0	1	0	1	0	—	2	6	1	
Minnesota	0	0	1	0	3	1	0	0	x	—	5	9	1

WP — Morris. LP — Leibrandt. Save — Aguilera.
Leibrandt, Clancy (5), Wohlers (7), Stanton (8) and Olson.
Morris, Guthrie (8), Aguilera (8) and Harper.
HR — Gagne, Hrbek. T — 3:00. A — 55,108.

GAME 2 Sunday, October 20 at Minnesota

Atlanta	0	1	0	0	1	0	0	0	—	2	8	1
Minnesota	2	0	0	0	0	0	1	x	—	3	4	1

WP — Tapani. LP — Glavine. Save — Aguilera.
Glavine and Olson.
Tapani, Aguilera (9) and Harper.
HR — Davis, Leius. T — 2:37. A — 55,145.

GAME 3 Tuesday, October 22 at Atlanta

Minnesota	1	0	0	0	0	1	2	0	0	0	—	4	10	1	
Atlanta	0	1	0	1	2	0	0	0	0	0	1	—	5	8	2

WP — Clancy. LP — Aguilera.
Erickson, West (5), Leach (5), Bedrosian (6), Willis (8), Guthrie (10), Aguilera (12) and Ortiz, Harper (8).
Avery, Pena (8), Stanton (10), Wohlers (12), Mercker (12), Clancy (12) and Olson.
HR — Justice, Smith, Puckett, Davis. T — 4:04. A — 50,878.

GAME 4 Wednesday, October 23 at Atlanta

Minnesota	0	1	0	0	0	0	1	0	0	—	2	7	0
Atlanta	0	0	1	0	0	0	1	0	1	—	3	8	0

WP — Stanton. LP — Guthrie.
Morris, Willis (7), Guthrie (8), Bedrosian (9) and Harper.
Smoltz, Wohlers (8), Stanton (8) and Olson.
HR — Pendleton, Pagliarulo. T — 2:57. A — 50,878.

GAME 5 Thursday, October 24 at Atlanta

Minnesota	0	0	0	0	0	3	0	1	1	—	5	7	1
Atlanta	0	0	4	1	0	6	3	x	—	14	17	1	

WP — Glavine. LP — Tapani.
Tapani, Leach (5), West (7), Bedrosian (7), Willis (8) and Harper, Ortiz (8).
Glavine, Mercker (6), Clancy (7), St. Claire (9) and Olson, Cabrera (9).
HR — Justice, Smith, Hunter. T — 2:59. A — 50,878.

GAME 6 Saturday, October 26 at Minnesota

Atlanta	0	0	0	0	2	0	1	0	0	0	—	3	9	1	
Minnesota	2	0	0	0	1	0	0	0	0	0	1	—	4	9	0

WP — Aguilera. LP — Leibrandt.
Avery, Stanton (7), Pena (9), Leibrandt (11) and Olson.
Erickson, Guthrie (7), Willis (7), Aguilera (10) and Ortiz, Harper (7).
HR — Pendleton, Puckett. T — 3:36. A — 55,155.

GAME 7 Sunday, October 27 at Minnesota

Atlanta	0	0	0	0	0	0	0	0	0	—	0	7	0	
Minnesota	0	0	0	0	0	0	0	0	0	1	—	1	10	0

WP — Morris. LP — Pena.
Smoltz, Stanton (8), Pena (9) and Olson.
Morris and Harper.
T — 3:23. A — 55,118.





2002 AMERICAN LEAGUE DIVISION SERIES

TWINS VS. OAKLAND ATHLETICS

ATHLETICS:	AVG	G	AB	R	H	2B	3B	HR	RBI	BB	SO	SB
Byrnes	.000	2	1	0	0	0	0	0	0	0	1	0
Chavez	.381	5	21	3	8	0	0	1	5	2	1	0
Durham	.333	5	21	7	7	3	0	2	2	2	4	1
Dye	.400	5	20	3	8	2	0	1	1	1	5	0
Ellis	.368	5	19	1	7	2	0	1	4	1	2	0
Hatteberg	.500	5	14	5	7	2	0	1	3	3	0	0
Hernandez	.059	5	17	0	1	0	0	0	0	0	4	0
Justice	.238	5	21	2	5	1	1	0	4	0	4	0
Long	.167	5	18	1	3	0	0	1	1	1	2	0
Mabry	.000	2	2	0	0	0	0	0	0	0	1	0
Myers	.000	2	1	0	0	0	0	0	0	0	1	0
Piatt	.333	3	3	0	1	1	0	0	0	0	1	0
Saenz	.000	1	0	0	0	0	0	0	0	1	0	0
Tejada	.143	5	21	3	3	1	0	1	4	1	7	0
Velarde	.600	4	5	1	3	1	0	0	1	0	1	0
Totals	.288	5	184	26	53	13	1	8	25	12	34	1

Pitchers:	W	L	ERA	G	GS	CG	SHO	SV	IP	H	R	ER	BB	SO
Bowie	0	0	0.00	1	0	0	0	0	1.1	0	0	0	0	3
Bradford	0	0	0.00	2	0	0	0	0	3.0	1	0	0	0	1
Hudson	0	1	6.23	2	2	0	0	0	8.2	13	11	6	4	8
Koch	0	0	9.00	3	0	0	0	1	3.0	5	3	3	2	3
Lidle	0	0	9.00	1	0	0	0	0	1.0	2	1	1	0	0
Lilly	0	1	13.50	2	0	0	0	0	4.0	10	6	6	1	3
Mecir	0	0	0.00	1	0	0	0	0	1.0	0	0	0	0	2
Mulder	1	1	2.08	2	2	0	0	0	13.0	14	3	3	3	12
Rincon	0	0	0.00	2	0	0	0	0	3.0	2	0	0	0	2
Zito	1	0	4.50	1	1	0	0	0	6.0	5	3	3	4	8
Totals	2	3	4.09	5	5	0	0	1	44.0	52	27	22	14	42

TWINS:	AVG	G	AB	R	H	2B	3B	HR	RBI	BB	SO	SB
Cuddyer	.385	5	13	1	5	1	0	0	1	3	3	0
Guzman	.286	5	21	5	6	2	0	1	2	2	4	2
Hocking	.500	3	6	0	3	1	0	0	1	0	1	0
Hunter	.300	5	20	4	6	4	0	0	2	1	4	0
Jones	.250	5	20	3	5	3	0	0	1	1	8	0
Kielty	.000	3	4	0	0	0	0	0	0	0	1	0
Koskie	.143	5	21	3	3	0	1	1	5	2	6	0
LeCroy	.444	3	9	1	4	0	0	0	1	0	3	0
Mientkiewicz	.250	5	20	3	5	0	0	2	4	1	1	0
Mohr	1.000	4	2	1	2	1	0	0	0	1	0	0
Ortiz	.231	4	13	0	3	2	0	0	2	0	5	0
Pierzynski	.438	5	16	4	7	0	1	1	4	2	2	0
Prince	.000	1	2	0	0	0	0	0	0	0	2	0
Rivas	.250	4	12	2	3	1	0	0	0	1	2	0
Totals	.291	5	179	27	52	15	2	5	23	14	42	2

Pitchers:	W	L	ERA	G	GS	CG	SHO	SV	IP	H	R	ER	BB	SO
Fiore	0	0	20.25	1	0	0	0	0	1.1	4	3	3	2	0
Guardado	0	0	13.50	2	0	0	0	1	2.0	5	3	3	1	1
Hawkins	0	0	0.00	3	0	0	0	0	2.1	0	0	0	0	5
Jackson	0	0	0.00	1	0	0	0	0	0.2	1	0	0	0	0
Lohse	0	0	0.00	2	0	0	0	0	4.0	2	0	0	0	5
Mays	0	1	14.73	1	1	0	0	0	3.2	9	6	6	2	1
Milton	1	0	2.57	1	1	0	0	0	7.0	6	2	2	1	3
Radke	2	0	1.54	2	2	0	0	0	11.2	14	6	2	1	7
Reed	0	1	7.20	1	1	0	0	0	5.0	6	4	4	2	8
Romero	0	0	0.00	3	0	0	0	0	3.1	3	0	0	1	2
Santana	0	0	6.00	2	0	0	0	0	3.0	3	2	2	2	2
Totals	3	2	4.50	5	5	0	0	1	44.0	53	26	22	12	34

2002 DIVISION SERIES (CONTINUED)

GAME 1 Tuesday, October 1 at Oakland

Minnesota	0	1	2	0	0	3	1	0	0	—	7	13	3
Oakland	3	2	0	0	0	0	0	0	0	—	5	12	0

WP—Radke. LP—Lilly. Save—Guardado.
 Radke, Santana (6), Romero (7), Guardado (9) and Pierzynski.
 Hudson, Lilly (6), Lidle (7), Rincon (8), Mecir (9) and Hernandez.
 HR—Koskie, Mientkiewicz. T—3:44. A—34,853.

GAME 2 Wednesday, October 2 at Oakland

Minnesota	0	0	0	0	1	1	0	0	0	—	1	7	0
Oakland	3	0	0	5	1	0	0	0	x	—	9	14	0

WP—Mulder. LP—Mays.
 Mays, Fiore (4), Lohse (6), Hawkins (9) and Pierzynski, Prince (6).
 Mulder, Bradford (7), Koch (9) and Hernandez.
 HR—Chavez, Guzman. T—3:04. A—31,953.

GAME 3 Friday, October 4 at Minnesota

Oakland	2	0	0	1	0	1	2	0	0	—	6	9	1
Minnesota	0	0	0	1	2	0	0	0	0	—	3	8	0

WP—Zito. LP—Reed. Save—Koch.
 Zito, Rincon (7), Koch (9) and Hernandez.
 Reed, Santana (6), Jackson (7), Romero (8), Hawkins (9) and Pierzynski.
 HR—Durham, Hatteberg, Long, Dye. T—3:26. A—55,932.

GAME 4 Saturday, October 5 at Minnesota

Oakland	0	0	2	0	0	0	0	0	0	—	2	7	2
Minnesota	0	0	2	7	0	0	2	0	x	—	11	12	2

WP—Milton. LP—Hudson.
 Hudson, Lilly (4), Bowie (7) and Hernandez, Myers (8).
 Milton, Lohse (8) and Pierzynski.
 HR—Tejada, Mientkiewicz. T—3:20. A—55,960.

GAME 5 Sunday, October 6 at Oakland

Minnesota	0	1	1	0	0	0	0	0	3	—	5	12	0
Oakland	0	0	1	0	0	0	0	0	3	—	4	11	0

WP—Radke. LP—Mulder.
 Radke, Romero (5), Hawkins (8), Guardado (9) and Pierzynski.
 Mulder, Bradford (6), Koch (6) and Hernandez, Myers (9).
 HR—Durham, Ellis, Pierzynski. T—3:23. A—32,146.



2002 AMERICAN LEAGUE CHAMPIONSHIP SERIES

TWINS VS. ANAHEIM ANGELS

ANGELS:	AVG	G	AB	R	H	2B	3B	HR	RBI	BB	SO	SB		
Anderson	.250	5	20	3	5	1	0	1	3	1	0	0		
Eckstein	.286	5	21	1	6	0	0	0	2	0	2	0		
Erstad	.364	5	22	4	8	0	0	1	2	0	3	1		
Figgins	1.000	3	1	2	1	0	0	0	0	0	0	0		
Fullmer	.333	4	12	2	4	2	0	1	4	0	2	0		
Gil	.000	1	2	0	0	0	0	0	0	0	1	0		
Glaus	.316	5	19	4	6	0	1	1	2	2	5	0		
Kennedy	.357	4	14	5	5	0	0	3	5	0	2	1		
B. Molina	.214	5	14	0	3	0	1	0	2	1	2	0		
J. Molina	.000	3	1	0	0	0	0	0	0	0	0	0		
Ochoa	.000	4	4	2	0	0	0	0	0	0	3	0		
Palmeiro	.000	2	2	0	0	0	0	0	0	0	1	0		
Salmon	.214	5	14	0	3	0	0	0	3	1	0	0		
Spiezio	.353	5	17	5	6	2	0	1	5	2	1	1		
Wooten	.250	3	8	1	2	0	0	0	1	0	3	0		
Totals	.287	5	171	29	49	5	2	8	26	9	26	3		
Pitchers:	W	L	ERA	G	GS	CG	SHO	SV	IP	H	R	ER	BB	SO
Appler	0	1	3.48	2	2	0	0	0	10.1	10	4	4	4	3
Donnelly	0	0	8.10	3	0	0	0	0	3.1	3	3	3	0	5
Lackey	1	0	0.00	1	1	0	0	0	7.0	3	0	0	0	7
Ortiz	1	0	5.06	1	1	0	0	0	5.1	10	3	3	1	3
Percival	0	0	0.00	3	0	0	0	2	3.1	0	0	0	0	3
Rodriguez	2	0	0.00	4	0	0	0	0	4.1	2	0	0	2	7
Schoeneweis	0	0	0.00	1	0	0	0	0	0.2	0	0	0	0	0
Washburn	0	0	1.29	1	1	0	0	0	7.0	6	1	1	1	7
Weber	0	0	3.38	3	0	0	0	0	2.2	3	1	1	0	3
Totals	4	1	2.45	5	5	0	0	2	44.0	37	12	12	7	38

2002 ALCS (CONTINUED)

TWINS:	AVG	G	AB	R	H	2B	3B	HR	RBI	BB	SO	SB		
Cuddyer	.200	3	5	0	1	0	0	0	0	1	1	0		
Guzman	.167	5	18	1	3	1	0	0	0	0	3	0		
Hunter	.167	5	18	2	3	2	0	0	0	1	3	0		
Jones	.100	5	20	0	2	1	0	0	2	0	4	0		
Kielty	.000	4	3	0	0	0	0	0	1	1	2	0		
Koskie	.278	5	18	3	5	2	0	0	2	2	8	0		
Lamb	.000	2	0	0	0	0	0	0	0	0	0	0		
LeCroy	.333	1	3	0	1	0	0	0	0	0	1	0		
Mientkiewicz	.278	5	18	1	5	1	0	0	2	1	2	0		
Mohr	.417	5	12	3	5	1	0	0	0	0	4	1		
Ortiz	.313	5	16	0	5	1	0	0	2	0	5	0		
Pierzynski	.250	5	16	1	4	0	0	0	2	0	2	0		
Prince	.000	1	1	0	0	0	0	0	0	0	0	0		
Rivas	.250	5	12	1	3	0	0	0	0	1	3	0		
Totals	.231	5	160	12	37	9	0	0	11	7	38	1		
Pitchers:	W	L	ERA	G	GS	CG	SHO	SV	IP	H	R	ER	BB	SO
Guardado	0	0	0.00	1	0	0	0	1	1.0	0	0	0	1	2
Hawkins	0	0	20.25	4	0	0	0	0	1.1	4	3	3	1	1
Jackson	0	0	27.00	3	0	0	0	0	1.0	5	3	3	2	2
Lohse	0	0	0.00	1	0	0	0	0	1.0	0	0	0	0	1
Mays	1	0	2.03	2	2	0	0	0	13.1	12	4	3	0	3
Milton	0	0	1.50	1	1	0	0	0	6.0	5	1	1	2	4
Radke	0	1	2.70	1	1	0	0	0	6.2	5	2	2	1	4
Reed	0	1	10.13	1	1	0	0	0	5.1	8	6	6	0	0
Romero	0	1	22.50	4	0	0	0	0	2.0	4	5	5	2	3
Santana	0	1	10.80	4	0	0	0	0	3.1	4	4	4	0	4
Wells	0	0	9.00	2	0	0	0	0	1.0	2	1	1	0	2
Totals	1	4	6.00	5	5	0	0	1	42.0	49	29	28	9	26

GAME 1 Tuesday, October 8 at Minnesota

Anaheim	0	0	1	0	0	0	0	0	0	0	—	1	4	0
Minnesota	0	1	0	0	1	0	0	0	0	0	x	2	5	1

WP—Mays. LP—Appier. Save—Guardado.
Appier, Donnelly (6), Schoenweis (7), Weber (8) and B. Molina, J. Molina (8).
Mays, Guardado (9) and Pierzynski.
T—2:58. A—55,562.

GAME 2 Wednesday, October 9 at Minnesota

Anaheim	1	3	0	0	0	2	0	0	0	—	6	10	0
Minnesota	0	0	0	0	3	0	0	0	—	3	11	1	

WP—Ortiz. LP—Reed. Save—Percival.
Ortiz, Donnelly (6), Rodriguez (7), Percival (8) and B. Molina.
Reed, Santana (6), Romero (7), Hawkins (7), Jackson (9) and Pierzynski.
HR—Erstad, Fullmer. T—3:13. A—55,990.

GAME 3 Friday, October 11 at Anaheim

Minnesota	0	0	0	0	0	1	0	0	—	1	6	0
Anaheim	0	1	0	0	0	0	1	x	—	2	7	0

WP—Rodriguez. LP—Romero. Save—Percival.
Milton, Hawkins (7), Santana (7), Jackson (7), Romero (7) and Pierzynski.
Washburn, Rodriguez (8), Percival (9) and B. Molina, J. Molina (8).
HR—Anderson, Glaus. T—3:13. A—44,234.

GAME 4 Saturday, October 12 at Anaheim


Minnesota	0	0	0	0	0	0	0	1	—	1	6	2	
Anaheim	0	0	0	0	0	0	2	5	x	—	7	10	0

WP—Lackey. LP—Radke.
Radke, Santana (7), Hawkins (8), Romero (8), Jackson (8), Wells (8) and Pierzynski.
Lackey, Rodriguez (8), Weber (9) and B. Molina.
T—2:49. A—44,830.

GAME 5 Sunday, October 13 at Anaheim

Minnesota	1	1	0	0	0	3	0	0	—	5	9	0	
Anaheim	0	0	1	0	2	0	10	0	x	—	13	18	0

WP—Rodriguez. LP—Santana.
Mays, Santana (6), Hawkins (7), Romero (7), Wells (7), Lohse (8) and Pierzynski, Prince (8).
Appier, Donnelly (6), Rodriguez (7), Weber (8), Percival (9) and B. Molina, J. Molina (8).
HR—Kennedy (3), Spiezo. T—3:30. A—44,835.





2003 AMERICAN LEAGUE DIVISION SERIES

TWINS VS. NEW YORK YANKEES

YANKEES:	AVG	G	AB	R	H	2B	3B	HR	RBI	BB	SO	SB
Boone	.200	4	15	1	3	1	0	0	0	0	3	1
Dellucci	.000	1	0	0	0	0	0	0	0	0	0	0
Giambi	.250	4	16	1	4	2	0	0	2	2	5	0
Jeter	.429	4	14	2	6	0	0	1	1	4	2	1
Johnson	.077	4	13	2	1	1	0	0	2	3	2	0
Matsui	.267	4	15	2	4	1	0	1	3	2	3	0
Posada	.176	4	17	1	3	1	0	0	0	0	6	0
Rivera	.333	4	12	2	4	0	0	0	0	1	0	0
Sierra	.000	1	2	0	0	0	0	0	0	0	0	0
Soriano	.368	4	19	2	7	1	0	0	4	0	6	2
Williams	.400	4	15	3	6	2	0	0	3	2	2	0
Totals	.275	4	138	16	38	9	0	2	15	14	29	4

Pitchers:	W	L	ERA	G	GS	CG	SHO	SV	IP	H	R	ER	BB	SO
Clemens	0	1	1.29	1	1	0	0	0	7.0	5	1	1	1	6
Heredia	0	0	0.00	1	0	0	0	0	2.0	1	0	0	1	1
Mussina	0	1	3.86	1	1	0	0	0	7.0	7	3	3	3	6
Nelson	0	0	0.00	1	0	0	0	0	0.0	0	0	0	1	0
Pettitte	1	0	1.29	1	1	0	0	0	7.0	4	1	1	3	10
Rivera	0	0	0.00	2	0	0	0	2	4.0	0	0	0	0	4
Wells	1	0	1.17	1	1	0	0	0	7.2	8	1	1	1	5
White	0	0	0.00	1	0	0	0	0	1.1	1	0	0	0	1
Totals	3	1	1.50	4	4	0	0	2	36.0	26	6	6	9	33

TWINS:	AVG	G	AB	R	H	2B	3B	HR	RBI	BB	SO	SB
Cuddyer	.250	1	4	0	1	0	0	0	1	0	3	0
Ford	.000	1	1	0	0	0	0	0	0	0	1	0
Gomez	.000	1	0	0	0	0	0	0	0	0	0	0
Guzman	.154	4	13	1	2	0	0	0	0	1	2	0
Hocking	.000	1	0	0	0	0	0	0	0	0	0	0
Hunter	.429	4	14	3	6	0	1	1	2	2	2	0
Jones	.125	4	16	0	2	0	0	0	0	0	5	0
Koskie	.200	4	15	0	3	1	0	0	0	0	5	0
LeCroy	.091	3	11	1	1	0	0	0	0	1	4	0
Mientkiewicz	.133	4	15	0	2	0	0	0	0	1	2	0
Pierzynski	.231	4	13	1	3	0	0	1	1	2	0	0
Rivas	.000	4	13	0	0	0	0	0	1	0	4	0
Ryan	.000	1	1	0	0	0	0	0	0	0	1	0
Stewart	.400	4	15	0	6	2	0	0	0	2	4	1
Totals	.198	4	131	6	26	3	1	2	5	9	33	1

Pitchers:	W	L	ERA	G	GS	CG	SHO	SV	IP	H	R	ER	BB	SO
Guardado	0	0	9.00	2	0	0	0	1	2.0	5	2	2	0	2
Hawkins	1	0	6.00	3	0	0	0	0	3.0	5	3	2	0	5
Lohse	0	1	5.40	1	1	0	0	0	5.0	6	3	3	2	5
Milton	0	0	0.00	1	0	0	0	0	3.1	2	0	0	0	2
Radke	0	1	2.84	1	1	0	0	0	6.1	5	2	2	2	4
Reed	0	0	0.00	1	0	0	0	0	0.2	1	0	0	0	0
Rincon	0	0	0.00	3	0	0	0	0	2.1	1	0	0	4	1
Rogers	0	0	0.00	1	0	0	0	0	1.1	1	0	0	1	3
Romero	0	0	0.00	3	0	0	0	0	3.1	3	0	0	2	1
Santana	0	1	7.04	2	2	0	0	0	7.2	9	6	6	3	6
Totals	1	3	3.86	4	4	0	0	1	35.0	38	16	15	14	29

GAME 1 Tuesday, September 30 at New York

Minnesota	0	0	1	0	0	2	0	0	0	—	3	8	0
New York	0	0	0	0	0	0	0	1	—	1	9	1	1

WP — Hawkins. LP — Mussina. Save — Guardado.
Santana, Reed (5), Romero (5), Hawkins (7), Guardado (9) and Pierzynski.
Mussina, Nelson (8), Heredia (8) and Posada.
T — 3:18. A — 56,292.

GAME 3 Saturday, October 4 at Minnesota

New York	0	2	1	0	0	0	0	0	0	0	—	3	8	1
Minnesota	0	0	1	0	0	0	0	0	0	0	—	1	5	0

WP — Clemens. LP — Lohse. Save — Rivera.
Clemens, Rivera (8) and Posada.
Lohse, Rogers (6), Romero (7), Rincon (8) and Pierzynski.
HR — Matsui, Pierzynski. T — 3:02. A — 55,915.

GAME 2 Thursday, October 2 at New York

Minnesota	0	0	0	0	1	0	0	0	—	1	4	1	
New York	1	0	0	0	0	0	3	0	x	—	4	8	1

WP — Pettitte. LP — Radke. Save — Rivera.
Radke, Hawkins (7), Romero (7), Rincon (8) and Pierzynski.
Pettitte, Rivera (8) and Posada.
HR — Hunter. T — 3:07. A — 56,479.

GAME 4 Sunday, October 5 at Minnesota

New York	0	0	0	6	0	0	0	1	1	—	8	13	0
Minnesota	0	0	0	1	0	0	0	0	0	—	1	9	1

WP — Wells. LP — Santana.
Wells, White (8) and Posada.
Santana, Rincon (4), Milton (4), Hawkins (8), Guardado (9) and Pierzynski.
HR — Jeter. T — 2:49. A — 55,875.



2004 AMERICAN LEAGUE DIVISION SERIES

TWINS VS. NEW YORK YANKEES

YANKEES:	AVG	G	AB	R	H	2B	3B	HR	RBI	BB	SO	SB
Cairo	.214	4	14	3	3	1	0	0	1	2	5	0
Clark	.000	1	1	0	0	0	0	0	0	0	1	0
Crosby	.000	2	0	0	0	0	0	0	0	0	0	0
Jeter	.316	4	19	3	6	1	0	1	4	1	4	1
Lofton	.250	1	4	0	1	0	0	0	1	0	1	0
Matsui	.412	4	17	3	7	1	0	1	3	3	4	0
Olerud	.214	4	14	2	3	2	0	0	0	1	2	0
Posada	.222	4	18	2	4	0	0	0	0	6	0	0
Rodriguez	.421	4	19	3	8	3	0	1	3	2	1	2
Sheffield	.222	4	18	2	4	1	0	1	2	3	1	0
Sierra	.167	3	12	1	2	0	0	1	3	2	3	1
Williams	.278	4	18	2	5	1	0	1	3	1	2	0
Totals	.279	4	154	21	43	10	0	6	20	15	30	4

Pitchers:	W	L	ERA	G	GS	CG	SHO	SV	IP	H	R	ER	BB	SO
Brown	1	0	1.50	1	1	0	0	0	6.0	8	1	1	0	1
Gordon	0	0	4.91	3	0	0	0	0	3.2	2	2	2	0	3
Heredia	0	0	54.00	1	0	0	0	0	0.1	0	2	2	0	0
Lieber	0	0	4.05	1	1	0	0	0	6.2	7	3	3	1	4
Loaitza	0	0	0.00	1	0	0	0	0	2.0	4	0	0	0	0
Mussina	0	1	2.57	1	1	0	0	0	7.0	7	2	2	1	7
Quantrill	1	0	0.00	2	0	0	0	0	2.0	2	0	0	0	1
Rivera	1	0	0.00	4	0	0	0	0	5.2	2	0	0	0	2
Sturtz	0	0	6.75	2	0	0	0	0	2.2	4	2	2	3	4
Vazquez	0	0	9.00	1	1	0	0	0	5.0	7	5	5	2	6
Totals	3	1	3.73	4	4	0	0	0	41.0	43	17	17	7	28

TWINS:	AVG	G	AB	R	H	2B	3B	HR	RBI	BB	SO	SB
Blanco	.250	4	8	1	2	0	0	1	2	0	2	0
Borders	.000	2	2	0	0	0	0	0	0	0	1	0
Cuddyer	.467	4	15	1	7	0	0	0	2	0	3	0
Ford	.273	3	11	1	3	1	0	0	2	0	2	1
Guzman	.333	4	15	2	5	0	0	0	0	2	3	1
Hunter	.353	4	17	5	6	1	0	1	2	1	1	2
Jones	.300	4	20	3	6	1	0	2	2	0	6	0
Koskie	.308	4	13	2	4	1	0	0	2	3	2	0
Kubel	.143	2	7	0	1	0	0	0	0	0	2	0
LeCroy	.333	3	3	0	1	0	0	0	0	1	1	0
Morneau	.235	4	17	1	4	2	0	0	2	0	3	0
Offerman	.000	3	3	0	0	0	0	0	1	0	0	0
Rivas	.000	3	1	0	0	0	0	0	0	0	0	0
Stewart	.200	4	20	1	4	0	0	0	2	0	2	0
Totals	.283	4	152	17	43	7	0	4	17	7	28	4

Pitchers:	W	L	ERA	G	GS	CG	SHO	SV	IP	H	R	ER	BB	SO
Balfour	0	0	0.00	2	0	0	0	0	2.2	0	0	0	0	2
Crain	0	0	0.00	1	0	0	0	0	0.1	1	0	0	0	0
Lohse	0	1	4.50	1	0	0	0	0	2.0	1	1	1	0	3
Mulholland	0	0	3.00	1	0	0	0	0	3.0	3	1	1	0	0
Nathan	0	1	3.60	3	0	0	0	1	5.0	2	2	2	5	6
Radke	0	0	7.11	1	1	0	0	0	6.1	8	5	5	3	0
Rincon	0	0	10.80	3	0	0	0	0	3.1	4	4	4	2	5
Romero	0	0	9.00	2	0	0	0	0	1.0	0	1	1	1	1
Santana	1	0	0.75	2	2	0	0	0	12.0	14	1	1	4	12
Silva	0	1	10.80	1	1	0	0	0	5.0	10	6	6	0	1
Totals	1	3	4.65	4	4	0	1	1	40.2	43	21	21	15	30

GAME 1 Tuesday, October 5 at New York
 Minnesota 0 0 1 0 0 1 0 0 0 — 2 7 0
 New York 0 0 0 0 0 0 0 0 0 — 0 9 0
 WP—Santana. LP—Mussina. Save—Nathan.
 Santana, Rincon (8), Nathan (9) and Blanco.
 Mussina, Gordon (8), Rivera (9) and Posada.
 HR—Jones. T—2:53. A—55,749.

GAME 2 Wednesday, October 6 at New York
 Minnesota 1 2 0 0 0 0 0 2 0 0 1 — 6 12 0
 New York 1 0 2 0 1 0 0 1 0 0 2 — 7 9 0
 WP—Quantrill. LP—Nathan.
 Radke, Balfour (7), Rincon (8), Nathan (10), Romero (12) and Blanco, Borders (7).
 Lieber, Gordon (7), Rivera (8), Sturtz (10), Quantrill (12) and Posada.
 HR—Jeter, Sheffield, Rodriguez, Hunter. T—4:19. A—56,354.

GAME 3 Friday, October 8 at Minnesota
 New York 0 3 0 0 0 4 1 0 0 — 8 14 1
 Minnesota 1 0 0 0 0 0 0 0 3 — 4 12 1
 WP—Brown. LP—Silva.
 Brown, Quantrill (7), Heredia (8), Sturtz (9), Rivera (9) and Posada.
 Silva, Romero (6), Crain (6), Mulholland (7) and Blanco, LeCroy (8).
 HR—Jones, Williams, Matsui. T—3:02. A—54,803.

GAME 4 Saturday, October 9 at Minnesota
 New York 0 0 1 0 0 0 0 4 0 0 1 — 6 11 0
 Minnesota 1 0 0 1 3 0 0 0 0 0 0 — 5 12 1
 WP—Rivera. LP—Lohse.
 Vazquez, Loaitza (6), Gordon (8), Rivera (10) and Posada.
 Santana, Balfour (4), Rincon (4), Nathan (8), Lohse (9) and Blanco, Borders (9).
 HR—Blanco, Sierra. T—4:16. A—52,498.



2006 AMERICAN LEAGUE DIVISION SERIES

TWINS VS. OAKLAND ATHLETICS

ATHLETICS:	AVG	G	AB	R	H	2B	3B	HR	RBI	BB	SO	SB
Bocachica	.000	0	0	0	0	0	0	0	0	0	0	0
Bradley	.077	3	13	1	1	0	0	1	2	0	1	0
Chavez	.200	3	10	2	2	1	0	1	1	2	4	0
Ellis	.286	2	7	0	2	0	0	0	0	0	2	0
Jimenez	.000	2	4	0	0	0	0	0	0	0	1	0
Johnson	.000	0	0	0	0	0	0	0	0	0	0	0
Kendall	.214	3	14	1	3	1	0	0	1	0	4	0
Kielty	.000	0	0	0	0	0	0	0	0	0	0	0
Kotsay	.143	3	14	2	2	0	0	1	2	0	2	0
Melhuse	.000	0	0	0	0	0	0	0	0	0	0	0
Payton	.333	3	12	3	4	0	0	0	0	0	1	0
Scutaro	.333	3	12	1	4	4	0	0	6	0	1	0
Swisher	.900	3	10	3	3	2	0	0	1	2	2	0
Thomas	.500	3	10	3	5	1	0	2	2	2	1	0
Totals	.245	3	106	16	26	9	0	5	15	6	19	0

Pitchers:	W	L	ERA	G	GS	CG	SHO	SV	IP	H	R	ER	BB	SO
Blanton	0	0	0.00	0	0	0	0	0	0.0	0	0	0	0	0
Calero	1	0	0.00	1	0	0	0	0	1.0	0	0	0	1	1
Duchscherer	0	0	2.25	2	0	0	0	0	4.0	1	1	1	0	4
Gaudin	0	0	0.00	0	0	0	0	0	0.0	0	0	0	0	0
Harde	0	0	0.00	0	0	0	0	0	0.0	0	0	0	0	0
Haren	1	0	3.00	1	1	0	0	0	6.0	9	2	2	1	2
Kennedy	0	0	0.00	0	0	0	0	0	0.0	0	0	0	0	0
Loaiza	0	0	3.60	1	1	0	0	0	5.0	8	2	2	0	2
Saarloos	0	0	0.00	0	0	0	0	0	0.0	0	0	0	0	0
Street	0	0	3.00	3	0	0	0	2	3.0	4	1	1	1	1
Zito	1	0	1.13	1	1	0	0	0	8.0	4	1	1	3	1
Totals	3	0	2.33	3	3	0	0	2	27.0	26	7	7	6	11

TWINS:	AVG	G	AB	R	H	2B	3B	HR	RBI	BB	SO	SB
Bartlett	.273	3	11	0	3	1	0	0	0	0	2	0
Castillo	.273	3	11	0	3	0	0	0	0	3	3	0
Cuddyer	.250	3	12	2	3	0	1	1	1	0	2	0
Ford	.000	1	0	0	0	0	0	0	0	0	0	0
Hunter	.273	3	11	1	3	1	0	1	2	0	1	0
Kubel	.000	0	0	0	0	0	0	0	0	0	0	0
Mauer	.182	3	11	0	2	0	0	0	0	1	0	0
Morneau	.417	3	12	3	5	1	0	2	2	0	0	0
Nevin	.000	1	3	0	0	0	0	0	0	0	0	0
Punto	.167	3	12	0	2	0	0	0	0	0	1	0
Redmond	.000	0	0	0	0	0	0	0	0	0	0	0
Rodriguez	.000	0	0	0	0	0	0	0	0	0	0	0
Tyner	.000	2	6	0	0	0	0	0	0	2	2	1
White	.417	3	12	1	5	1	0	1	2	0	0	0
Totals	.257	3	101	7	26	4	1	5	7	6	11	1

Pitchers:	W	L	ERA	G	GS	CG	SHO	SV	IP	H	R	ER	BB	SO
Bonser	0	0	3.00	1	1	0	0	0	6.0	7	2	2	1	3
Crain	0	0	9.00	2	0	0	0	0	1.0	3	3	1	1	1
Guerrier	0	0	0.00	1	0	0	0	0	1.0	0	0	0	0	0
Nathan	0	0	0.00	1	0	0	0	0	0.2	1	0	0	0	1
Neshek	0	1	9.00	2	0	0	0	0	1.0	1	1	1	0	1
Perkins	0	0	0.00	1	0	0	0	0	0.1	2	0	0	0	0
Radke	0	1	6.75	1	1	0	0	0	4.0	5	4	3	1	2
Reyes	0	0	9.00	2	0	0	0	0	1.0	1	3	1	2	0
Rincon	0	0	3.00	2	0	0	0	0	3.0	1	1	1	0	3
Santana	0	1	2.25	1	1	0	0	0	8.0	5	2	2	1	8
Silva	0	0	0.00	0	0	0	0	0	0.0	0	0	0	0	0
Totals	0	3	3.81	3	3	0	0	0	26.0	26	16	11	6	19

GAME 1 Tuesday, October 3 at Minnesota

Oakland	0	2	0	0	0	0	0	1	—	3	7	0
Minnesota	0	0	0	0	0	1	0	1	—	2	5	2

WP — Zito. LP — Santana. Save — Street.

Zito, Street (9) and Kendall.

Santana, Crain (9), Neshek (9) and Mauer.

HR — Thomas (2), White. T — 2:19. A — 55,542.

GAME 2 Wednesday, October 4 at Minnesota

Oakland	0	0	0	0	2	0	1	—	5	11	0
Minnesota	0	0	0	0	2	0	0	—	2	9	0

WP — Calero. LP — Neshek. Save — Street.

Loaiza, Calero (6), Duchscherer (7), Street (9) and Kendall.

Bonser, Neshek (7), Reyes (7), Rincon (8), Nathan (9) and Mauer.

HR — Kotsay, Morneau, Cuddyer. T — 3:02. A — 55,710.

GAME 3 Friday, October 6 at Oakland

Minnesota	0	0	0	1	0	1	0	1	0	—	3	12	3
Oakland	0	2	2	0	0	0	4	0	x	—	8	8	1

WP — Haren. LP — Radke.

Radke, Perkins (5), Rincon (5), Reyes (7), Crain (7), Guerrier and Mauer.

Haren, Duchscherer (7), Street (9) and Kendall.

HR — Hunter, Morneau, Chavez, Bradley. T — 2:55. A — 35,694.



2009 AMERICAN LEAGUE DIVISION SERIES

TWINS VS. NEW YORK YANKEES

YANKEES:	AVG	G	AB	R	H	2B	3B	HR	RBI	BB	SO	SB
Cabrera	.167	3	12	1	2	0	0	0	0	0	5	0
Cano	.167	3	12	1	2	0	0	0	1	0	1	0
Cervelli	.000	1	0	0	0	0	0	0	0	0	0	0
Damon	.083	3	12	0	1	0	0	0	0	1	4	0
Gardner	.000	1	0	0	0	0	0	0	0	0	0	1
Hairston	.000	1	0	0	0	0	0	0	0	0	0	0
Jeter	.400	3	10	4	4	2	0	1	2	3	0	0
Matsui	.222	3	9	1	2	0	0	1	2	3	3	0
Molina	.000	1	1	0	0	0	0	0	0	0	0	0
Posada	.365	3	11	1	4	0	0	1	2	0	2	0
Rodriguez	.455	3	11	4	5	0	0	2	6	1	2	0
Swisher	.083	3	12	0	1	1	0	0	1	0	4	0
Teixeira	.167	3	12	3	2	0	0	1	1	1	1	0
Totals	.225	3	102	15	23	3	0	6	15	9	22	1

Pitchers:	W	L	ERA	G	GS	CG	SHO	SV	IP	H	R	ER	BB	SO
Aceves	0	0	0.00	1	0	0	0	0	1.0	1	0	0	1	1
Burnett	0	0	1.50	1	1	0	0	0	6.0	3	0	1	5	6
Chamberlain	0	0	0.00	3	0	0	0	0	1.2	2	0	0	0	1
Coke	0	0	0.00	2	0	0	0	0	0.2	0	0	0	0	1
Hughes	0	0	9.00	3	0	0	0	0	2.0	5	2	2	1	3
Marte	0	0	0.00	1	0	0	0	0	0.0	2	0	0	0	0
Pettitte	1	0	1.42	1	1	0	0	0	6.1	3	1	1	1	7
Rivera	0	0	0.00	3	0	0	0	1	3.2	4	0	0	1	7
Robertson	1	0	0.00	1	0	0	0	0	1.0	1	0	0	0	0
Sabathia	1	0	1.35	1	1	0	0	0	6.2	8	2	1	0	8
Totals	3	0	1.55	3	3	0	0	29.0	29	6	5	9	34	

TWINS:	AVG	G	AB	R	H	2B	3B	HR	RBI	BB	SO	SB
Cabrera	.154	3	13	1	2	0	0	0	0	2	3	1
Cuddyer	.429	3	14	0	6	0	0	0	1	0	2	0
Gomez	.000	1	4	1	0	0	0	0	0	1	2	0
Harris	.250	3	12	1	3	0	1	0	1	0	3	0
Kubel	.071	3	14	0	1	0	0	0	0	0	9	0
Mauer	.417	3	12	1	5	1	0	0	1	2	4	0
Morales	.000	1	3	0	0	0	0	0	0	0	2	0
Punto	.444	3	9	0	4	1	0	0	1	3	1	0
Span	.400	3	15	1	6	1	0	0	1	0	2	1
Tolbert	.200	2	5	0	1	0	0	0	0	0	1	0
Young	.083	3	12	1	1	1	0	0	0	1	5	1
Totals	.257	3	113	6	29	4	1	0	5	9	34	3

Pitchers:	W	L	ERA	G	GS	CG	SHO	SV	IP	H	R	ER	BB	SO
Blackburn	0	0	1.59	1	1	0	0	0	5.2	3	1	1	2	3
Duensing	0	1	9.64	1	1	0	0	0	4.2	7	5	5	1	3
Guerrier	0	0	0.00	2	2	0	0	0	2.0	0	0	0	0	2
Liriano	0	0	4.50	1	0	0	0	0	2.0	1	2	1	1	1
Mahay	0	0	5.40	3	0	0	0	0	1.2	0	1	1	1	2
Mijares	0	1	13.50	2	0	0	0	0	0.2	1	1	1	1	0
Nathan	0	0	9.00	2	0	0	0	0	2.0	5	2	2	1	2
Pavano	0	1	2.57	1	1	0	0	0	7.0	5	2	2	0	9
Rauch	0	0	6.75	3	0	0	0	0	1.1	1	1	1	2	0
Totals	0	3	4.67	3	3	0	0	27.0	23	15	14	9	22	

GAME 1 Wednesday, October 7 at New York

Minnesota	0	0	2	0	0	0	0	0	0	—	2	9	1
New York	0	0	2	1	3	0	1	0	x	—	7	9	0

WP — Sabathia. LP — Duensing.
 Sabathia, Hughes (7), Coke (8), Chamberlain (8), Rivera (9) and Posada.
 Duensing, Liriano (5), Rauch (7), Mahay (8) and Mauer.
 HR — Jeter, Matsui. T — 3:38. A — 49,464.

GAME 3 Sunday, October 11 at Minnesota

New York	0	0	0	0	0	0	2	0	2	—	4	7	0
Minnesota	0	0	0	0	1	0	0	0	—	1	7	0	0

WP — Pettitte. LP — Pavano. Save — Rivera.
 Pettitte, Chamberlain (7), Hughes (8), Rivera (8) and Posada.
 Pavano, Guerrier (8), Mahay (9), Rauch (9), Mijares (9), Nathan (9) and Mauer.
 HR — Rodriguez, Posada. T — 3:45. A — 54,735.

GAME 2 Friday, October 9 at New York

Minnesota	0	0	0	0	0	1	0	2	0	0	—	3	12	1	
New York	0	0	0	0	0	1	0	0	2	0	1	—	4	7	0

WP — Robertson. LP — Mijares.
 Burnett, Chamberlain (7), Coke (7), Hughes (8), Rivera (9), Aceves (10), Marte (11), Robertson (11) and Molina, Posada (7).
 Blackburn, Mahay (6), Rauch (7), Guerrier (8), Nathan (9), Mijares (10) and Mauer.
 HR — Rodriguez, Teixeira. T — 4:22. A — 50,006.



2010 AMERICAN LEAGUE DIVISION SERIES

TWINS VS. NEW YORK YANKEES

YANKEES:	AVG	G	AB	R	H	2B	3B	HR	RBI	BB	SO	SB
Berkman	.500	1	4	2	2	1	0	1	2	0	1	0
Cano	.333	3	12	3	4	0	1	0	1	0	0	0
Gardner	.200	3	10	1	2	0	0	0	1	1	3	1
Golson	.000	2	0	0	0	0	0	0	0	0	0	0
Granderson	.455	3	11	2	5	1	1	0	3	1	1	1
Jeter	.286	3	14	0	4	0	0	0	1	0	3	1
Posada	.273	3	11	2	3	0	0	0	2	1	4	0
Rodriguez	.273	3	11	1	3	0	0	0	1	1	2	1
Swisher	.333	3	12	3	4	2	0	1	1	1	1	0
Teixeira	.308	3	13	2	4	1	0	1	3	1	2	0
Thames	.286	2	7	1	2	0	0	1	2	1	1	0
Totals	.314	3	105	17	33	5	2	4	17	7	18	4

Pitchers:	W	L	ERA	G	GS	CG	SHO	SV	IP	H	R	ER	BB	SO
Hughes	0	0	0.00	1	1	0	0	0	7.0	4	0	0	1	6
Logan	0	0	0.00	2	0	0	0	0	1.0	1	0	0	0	0
Pettitte	1	0	2.57	1	1	0	0	0	7.0	5	2	2	1	4
Rivera	0	0	0.00	3	0	0	0	2	3.1	2	0	0	0	1
Robertson	0	0	0.00	2	0	0	0	0	0.2	0	0	0	0	1
Sabathia	1	0	4.50	1	1	0	0	0	6.0	5	4	3	3	5
Wood	0	0	4.50	3	0	0	0	0	2.0	4	1	1	2	3
Totals	3	0	2.00	3	3	0	0	2	27.0	21	7	6	8	20

TWINS:	AVG	G	AB	R	H	2B	3B	HR	RBI	BB	SO	SB
Cuddyer	.182	3	11	1	2	1	0	1	2	0	4	0
Hardy	.100	3	10	0	1	1	0	0	0	0	2	0
Hudson	.333	3	12	2	4	0	0	1	2	0	2	0
Kubel	.000	3	8	0	0	0	0	0	0	3	2	0
Mauer	.250	3	12	0	3	0	0	0	0	1	3	0
Repko	.000	1	0	0	0	0	0	0	0	0	0	0
Span	.308	3	13	0	4	0	0	0	0	0	0	0
Thome	.100	3	10	2	1	0	0	0	0	2	3	0
Tolbert	.000	1	0	0	0	0	0	0	0	0	0	0
Valencia	.222	3	9	1	2	1	0	0	2	1	3	0
Young	.333	3	12	1	4	3	1	0	0	1	1	0
Totals	.216	3	97	7	21	3	1	2	6	8	20	0

Pitchers:	W	L	ERA	G	GS	CG	SHO	SV	IP	H	R	ER	BB	SO
Baker	0	0	3.86	1	0	0	0	0	2.1	3	1	1	0	2
Capps	0	0	9.00	1	0	0	0	0	1.0	2	1	1	0	0
Crain	0	1	54.00	1	0	0	0	0	0.1	3	2	2	0	0
Duensing	0	1	13.50	1	1	0	0	0	3.1	7	5	5	1	1
Fuentes	0	0	0.00	2	0	0	0	0	2.2	1	0	0	0	2
Guerrier	0	0	0.00	2	0	0	0	0	1.2	1	0	0	1	2
Liriano	0	0	6.35	1	1	0	0	0	5.2	6	4	4	3	7
Mijares	0	0	0.00	3	0	0	0	0	1.1	0	0	0	1	0
Pavano	0	1	6.00	1	1	0	0	0	6.0	10	4	4	1	3
Rauch	0	0	0.00	2	0	0	0	0	1.2	0	0	0	0	1
Totals	0	3	5.88	3	3	0	0	0	26.0	33	17	17	7	18

GAME 1 Wednesday, October 6 at Minnesota

New York 0 0 0 0 0 4 2 0 0 — 6 9 0

Minnesota 0 2 1 0 0 1 0 0 0 — 4 8 0

WP — Sabathia. LP — Crain. Save — Rivera.

Sabathia, Logan (7), Robertson (7), Wood (8), Rivera (8) and Posada.

Liriano, Mijares (6), Crain (7), Fuentes (7), Rauch (9) and Mauer.

HR — Cuddyer, Teixeira. T — 3:47. A — 42,032.

GAME 2 Thursday, October 7 at Minnesota

New York 0 0 0 1 1 0 2 0 1 — 5 12 0

Minnesota 0 1 0 0 0 1 0 0 0 — 2 6 0

WP — Pettitte. LP — Pavano. Save — Rivera.

Pettitte, Wood (8), Rivera (9) and Posada.

Pavano, Mijares (7), Rauch (7), Guerrier (8), Capps (9) and Mauer.

HR — Berkman, Hudson. T — 2:59. A — 42,035.

GAME 3 Saturday, October 9 at New York

Minnesota 0 0 0 0 0 0 0 1 0 0 — 1 7 0

New York 0 1 1 3 0 0 0 1 0 x — 6 12 0

WP — Hughes. LP — Duensing.

Hughes, Wood (8), Logan (8), Robertson (8), River (9) and Posada.

Duensing, Guerrier (4), Baker (5), Mijares (7), Fuentes (8) and Mauer.

HR — Thames, Swisher. T — 3:06. A — 50,840.

TWINS POSTSEASON LEADERS

BATTING

[MINIMUM OF 30 AT-BATS]

BATTING AVERAGE

.344	Steve Lombardozzi.....	1987
.338	Michael Cuddyer.....	2002, 03, 04, 06, 09, 10
.333	Brian Harper.....	1991
.326	Chuck Knoblauch.....	1991
.314	Tony Oliva.....	1965, 69, 70

AT-BATS

104	Dan Gladden.....	1987, 91
97	Kirby Puckett.....	1987, 91
91	Kent Hrbek.....	1987, 91
89	Greg Gagne.....	1987, 91
80	Torii Hunter.....	2002, 03, 04, 06

HITS

30	Kirby Puckett.....	1987, 91
29	Dan Gladden.....	1987, 91
25	Michael Cuddyer.....	2002, 03, 04, 06, 09, 10
24	Torii Hunter.....	2002, 03, 04, 06
19	Greg Gagne.....	1987, 91

HOME RUNS

5	Kirby Puckett.....	1987, 91
4	Greg Gagne.....	1987, 91
3	Harmon Killebrew.....	1965, 69, 70
	Tony Oliva.....	1965, 69, 70
	Gary Gaetti.....	1987
	Kent Hrbek.....	1987, 91
	Torii Hunter.....	2002, 03, 04, 06

WALKS

14	Harmon Killebrew.....	1965, 69, 70
11	Kent Hrbek.....	1987, 91
9	Dan Gladden.....	1987, 91
8	Tom Brunansky.....	1987
	Kirby Puckett.....	1987, 91

WINS

4	Jack Morris.....	1991
3	Bert Blyleven.....	1970, 87
	Frank Viola.....	1987
2	Mudcat Grant.....	1965
	Brad Radke.....	2002, 03, 04

LOSSES

3	Jim Kaat.....	1965, 70
	Brad Radke.....	2002, 03, 04, 06
	Johan Santana.....	2002, 03, 04, 06
2	Kyle Lohse.....	2002, 03, 04
	Rick Reed.....	2002, 03
	Carl Pavano.....	2009, 10

INNINGS PITCHED

36.1	Jack Morris.....	1991
35.0	Brad Radke.....	2002, 03, 04, 06
34.0	Johan Santana.....	2002, 03, 04, 06
31.1	Frank Viola.....	1987
28.1	Bert Blyleven.....	1970, 87

WALKS

10	Jack Morris.....	1991
	Johan Santana.....	2002, 03, 04, 06
9	Dave Boswell.....	1965, 69
	Scott Erickson.....	1991
8	Frank Viola.....	1987
	David West.....	1991
	Brad Radke.....	2002, 03, 04, 06

GAMES

24	Greg Gagne.....	1987, 91
	Dan Gladden.....	1987, 91
	Kent Hrbek.....	1987, 91
	Kirby Puckett.....	1987, 91
22	Michael Cuddyer.....	2002, 03, 04, 06, 09, 10

RUNS

17	Dan Gladden.....	1987, 91
16	Kirby Puckett.....	1987, 91
15	Torii Hunter.....	2002, 03, 04, 06
12	Greg Gagne.....	1987, 91
10	Tom Brunansky.....	1987
	Kent Hrbek.....	1987, 91

DOUBLES

8	Torii Hunter.....	2002, 03, 04, 06
6	Dan Gladden.....	1987, 91
5	Tony Oliva.....	1965, 69, 70
	Greg Gagne.....	1987, 91
	Jacque Jones.....	2002, 03, 04

RUNS BATTED IN

16	Kirby Puckett.....	1987, 91
15	Dan Gladden.....	1987, 91
12	Kent Hrbek.....	1987, 91
11	Tom Brunansky.....	1987
10	Greg Gagne.....	1987, 91

STRIKEOUTS

23	Jacque Jones.....	2002, 03, 04
22	Greg Gagne.....	1987, 91
21	Corey Koskie.....	2002, 03, 04
18	Michael Cuddyer.....	2002, 03, 04, 06, 09, 10
17	Kirby Puckett.....	1987, 91

PITCHING

[MINIMUM 10 INNINGS]

GAMES STARTED

6	Brad Radke.....	2002, 03, 04, 06
5	Jack Morris.....	1991
	Johan Santana.....	2002, 03, 04, 06
	Frank Viola.....	1987
4	Bert Blyleven.....	1970, 87
	Jim Kaat.....	1965, 70
	Kevin Tapani.....	1991

ERA

1.35	Dave Boswell.....	1965, 69
1.65	Eric Milton.....	2002, 03
2.23	Jack Morris.....	1991
2.70	Jeff Reardon.....	1987
2.74	Mudcat Grant.....	1965

SAVES

5	Rick Aguiera.....	1991
3	Jeff Reardon.....	1987
	Eddie Guardado.....	2002, 03
1	Juan Berenguer.....	1987
	Joe Nathan.....	2004

STRIKEOUTS

32	Johan Santana.....	2002, 03, 04, 06
25	Frank Viola.....	1987
23	Bert Blyleven.....	1970, 87
22	Jack Morris.....	1991
17	Brad Radke.....	2002, 03, 04, 06

MINNESOTA TWINS 2017 SCHEDULE / TWINSBASEBALL.COM / 612 33-TWINS

	SUN	MON	TUE	WED	THU	FRI	SAT
APRIL							1
2							
3							
4							
5							
6							
7							
8							
9							
10							
11							
12							
13							
14							
15							
16							
17							
18							
19							
20							
21							
22							
23							
24							
25							
26							
27							
28							
29							
30							

	SUN	MON	TUE	WED	THU	FRI	SAT
JUNE							
1							
2							
3							
4							
5							
6							
7							
8							
9							
10							
11							
12							
13							
14							
15							
16							
17							
18							
19							
20							
21							
22							
23							
24							
25							
26							
27							
28							
29							
30							

	SUN	MON	TUE	WED	THU	FRI	SAT
AUGUST							
1							
2							
3							
4							
5							
6							
7							
8							
9							
10							
11							
12							
13							
14							
15							
16							
17							
18							
19							
20							
21							
22							
23							
24							
25							
26							
27							
28							
29							
30							
31							

	SUN	MON	TUE	WED	THU	FRI	SAT
MAY							
1							
2							
3							
4							
5							
6							
7							
8							
9							
10							
11							
12							
13							
14							
15							
16							
17							
18							
19							
20							
21							
22							
23							
24							
25							
26							
27							
28							
29							
30							

	SUN	MON	TUE	WED	THU	FRI	SAT
JULY							
1							
2							
3							
4							
5							
6							
7							
8							
9							
10							
11							
12							
13							
14							
15							
16							
17							
18							
19							
20							
21							
22							
23							
24							
25							
26							
27							
28							
29							
30							

	SUN	MON	TUE	WED	THU	FRI	SAT
SEPT/OCT.							
1							
2							
3							
4							
5							
6							
7							
8							
9							
10							
11							
12							
13							
14							
15							
16							
17							
18							
19							
20							
21							
22							
23							
24							
25							
26							
27							
28							
29							
30							



All games on Go 98.3 and Treasure Island Baseball Network. All times Central. Schedule subject to change. All La Raza game broadcasts are simulcast on FOX Sports North's SAP.



TARGET FIELD

Official Market Field App Ballpark

TREASURE IS

The Rain Pouch

Community Fund

SUPERIOR

Community Fund

Member's Association
HEALTH SAVINGS