



6-6-14

36





A REVIEW OF THE PRIMATES,  
DANIEL GIRAUD ELLIOT. 3 vols. Vol. I,  
Lemuroidea, Anthroidea; Vol. II, An-  
throidea; Vol. III, Anthroidea.  
*American Museum of Natural History,*  
1913. Paper, \$35.00; Cloth, \$37.00;  
Morocco, \$60.00



Frontispiece Seniocebus meticulosus Elliot

QL  
737  
P9E7X  
V.1  
ANTH

*Mario Richards*

A

REVIEW  
OF  
THE PRIMATES


BY

DANIEL GIRAUD ELLIOT, D. SC., F. R. S. E., &C.

Commander of the Royal Orders of the Crown of Italy, of Frederic of Wurtemberg, and of Charles the Third of Spain; Knight of the Imperial and Royal Orders of Francis Joseph of Austria, of the Dannebrog of Denmark, of the Albert Order of Saxony, of St. Maurice and St. Lazare of Italy, of Isabella the Catholic of Spain, of Christ of Portugal, of Philip the Magnanimous of Hesse, etc., etc.; Fellow of the Royal Society of Edinburgh, of the Zoological Society of London; A Founder and ex-Vice-President of the Zoological Society of France; A Founder and ex-President of the American Ornithologists' Union; Honorary Member of the Nuttall Ornithological Club; of the Linnæan Society of New York; of the New York Zoological Society; Member of the Imperial Leopoldino-Carolina Academy of Germany, of the Academy of Natural Sciences of Philadelphia, of the Academy of Sciences of New York, of the Société D'Acclimatation of Paris, of the New York Historical Society; Corresponding Member of the Royal Academy of Sciences of Lisbon, of the Natural History Society of Boston, etc., etc.

MONOGRAPH NO. 1  
VOLUME I

LEMUROIDEA  
Daubentonia to Indris  
ANTHROPOIDEA  
Seniocebus to Saimiri



PUBLISHED BY THE  
AMERICAN MUSEUM OF NATURAL HISTORY  
NEW YORK, U. S. A.

MCMXII

Vertebrate Paleontology  
U. S. National Museum

*Faint handwritten text at the top left corner.*

17312-21





## PREFACE.

---

This "Review of the Primates" is the result of a casual suggestion of my friend Frank M. Chapman, Esq., that I should "write a book on Monkeys." The magnitude of the task—to compel all the described forms of the Primates to present themselves in their representatives for critical examination and comparison—was thoroughly appreciated, and also it was equally well understood that no Institution in the world contained a collection of these animals sufficiently large to permit a work like the present to be successfully completed by its aid alone. For over a century the Primates have been a subject of careful study by Naturalists of all lands, some most eminent Zoologists having devoted their investigations to them almost exclusively, and consequently the types of the many species were scattered throughout the various Museums of the world. To examine and compare these important examples was a necessity, for without a thorough knowledge of their characteristics no satisfactory progress toward the solution of their proper scientific standing could be reached. With representatives of the Primates, either from the eastern or western hemispheres, the Museums of the United States were but poorly provided, and a reliance for the material to prosecute the work was therefore to be placed upon the collections contained in European Museums and Zoological Gardens, and also in those of Eastern lands. Consequently the Author was obliged to visit all these various Institutions and study their collections. Twice were the Museums of England and the Continent visited, and many months passed each time examining the collections, and during a journey around the world, the Museums and Gardens of the far East were also visited and their collections carefully studied. The Author has seen and taken a description of nearly all the types of the Primates extant in the world to-day, and there is not a collection of these animals of any importance existing at the present time with which he is not familiar.

The results of five years' continuous study are therefore embodied in this work, and the conclusions given, no matter how they may disagree at times with the opinions expressed by other laborers in the same field, have in every case been reached only after careful and patient investigation.

Even with the collections of the world at one's service, material in numerous genera is still greatly lacking; and in some of these,

whose members are prone to almost indefinite individual variation, it is exceedingly doubtful if material will ever be gathered together sufficient to enable the question, of how many separate forms actually do exist, to be satisfactorily and definitely determined.

A number of the types of the earlier describers, as well as some of later date have disappeared, and on account of this misfortune the species they represented cannot be established, and this is especially unfortunate when the name given has, for many years, been adopted and applied to the evidently wrong animal. To correct such errors will probably be a slow process, as it is difficult to overcome a bad habit once formed. Again numerous examples that served for types, by the passing of the many years since they received their names, have so deteriorated—from the accumulation of dust, the loss of their fur, and fading of their colors from unwise exposure to light—as to be no longer recognizable or of any value as the special representative of some particular species, and such cases are particularly to be regretted when the original description was so brief as to convey but a faint idea of the appearance of the animal.

The earlier writers seem to have depended mainly for the characters of their species on the colors of the pelage and its distribution, and rarely considered the more important characters of the crania. Their limited material gave them no idea of the great variation, mainly individual, that existed in the coloring of the pelage among members of numerous genera, and so were misled into believing their examples represented more than one species, when it was only the individual eccentricities of a very variable form that they were unknowingly considering.

Notwithstanding the vast accumulation of examples of the Primates from all parts of the world in the last twenty years, a number of important facts cannot yet be settled, nor will they be until much additional material is received.

In the recognition of apparently distinct forms, subspecies in only comparatively few cases have been accepted, because intermediates between what are recorded as species have rarely been found in this Order, and neither of two forms, no matter how closely they are evidently related can properly be deemed a subspecies, no intermediates having been observed. Also the Author has not seen his way to establish a subspecies between the dweller of an island and one of the mainland, because, no communication being possible, the appearance of intermediates would seem most improbable. Not so however, with the dwellers of contiguous islands which may at one time have been por-

tions of a larger island, or where communication between the islands may be, or at an earlier period, has been, possible. Under such conditions subspecific forms may be found; but on the mainland where there is no evidence of a gradation from one form to another, subspecies may not be accepted.

The Author has dwelt upon this point, because it may occasion surprise to some who examine these volumes, to find how few subspecies comparatively have been accepted, and it seemed best to explain how these are regarded, and what, as the Author conceives it, is the only method by which they can be produced. In the present work there are altogether fifty-five complete monographs, with about six hundred species, for it was deemed best that every genus should be treated monographically. Of course these vary greatly in importance and in the number of their species, from one only, to over eighty, but the average would be about twelve to a genus. Each member of the Order has been treated after the following method. First a general review is held of the genus accepted, the type fixed and description given; then remarks are made on the appearance and general habits of the species the genus contains, followed by a review of the literature and the geographical distribution, and a key by means of which it is possible that all the species of that particular genus may be recognized. Then each species is taken up in regular sequence, its synonymy given and the type locality and geographical distribution recorded; the present location of the type if existing, is then told, after which the peculiar characters of the species if it possesses any, are given, followed by such remarks as may be necessary, upon the relationship the species under review may have with some other in the genus; then a full description and measurements of the type if possible, concluding with an account of the habits so far as they may be unquestionably known.

Of course it is not to be expected that a work such as this can be produced solely by the unaided efforts of one individual no matter how long or conscientiously he may labor, and many times he is obliged to rely upon the aid of his colleagues as the work progresses. Consequently during the past five years the Author has been assisted in many ways by a large number of his scientific friends. And here he may be permitted to express the great pleasure and gratification he felt at the universal courtesy and kindness he received at all the great Museums in Europe and the East, as well as in those of his own land, by the officers who had charge of the great collections. Every possible facility was given him and unrestricted access to the collections at all times; and wherever the Author went, his simple request proved to be

an 'open sesame' to the treasures he desired to see, and everything was done to forward his investigations and make his visit profitable as well as agreeable.

Among the large number therefore to whom the Author feels especially indebted beginning in his own land, he would first mention his distinguished friend, Professor Henry Fairfield Osborn, LL.D., D.Sc., Sc.D., etc., President of the American Museum of Natural History, who from the beginning has taken a deep interest in this work, and through whose efforts solely its publication in the present attractive form has been made possible. The Author desires therefore to express his lively appreciation of a scientific colleague's aid in making accessible to mammalogists throughout the world a contribution, the result of much weary labor, towards the elucidation of the members of the most important Order in the Animal Kingdom.

To Dr. J. A. Allen, Curator of Mammalogy and Ornithology, and Dr. W. K. Gregory, Assistant in Vertebrate Paleontology in the American Museum of Natural History, New York, the Author is indebted; especially to Dr. W. K. Gregory who gave the most careful supervision to the publication of the work, as well as to the illustrations that so much enhance the value of the volumes, a labor that was by no means slight nor free from various difficulties. To Witmer Stone, Esq., Curator of Ornithology in the Philadelphia Academy of Natural Sciences; to G. S. Miller, Esq., Assistant Curator Department of Mammals, and N. Hollister, Esq., Assistant in the same Department of the United States National Museum the Author is under many obligations. And finally his thanks are due to F. J. V. Skiff, Esq., Director of the Field Museum of Natural History, Chicago, for the loan of skulls from that Institution.

In England he would express his great obligation to Oldfield Thomas, Esq., Head of the Department of Mammals in the British Museum, where the collection of the Primates, regarding it in a general sense, is probably the finest and most complete in the world, the Author was permitted to work as if it were his personal property, Mr. Thomas only insisting that all novelties discovered should be described by the Author, and not as would naturally be expected, by the Head of the Department. Also to Guy Dollman, Esq., Assistant in Mammalogy in the same Institution, who aided the writer in many ways, and whose intimate knowledge of the collection and especially the location of the specimens by which much time was saved, was of the greatest advantage. Also to R. Lydekker, Esq., who permitted the removal from the cases of many mounted specimens, all of which were in his

keeping. In Paris, Monsieur le Docteur E. L. Trouessart, in whose charge is the magnificent collection of Mammals in the National Museum of the Jardin des Plantes, assisted the Author by every means in his power, and placed at his disposal that wonderful collection of the Primates which contains so many of the types of the old Authors, an intimate knowledge of which is necessary for the determination of the species they represent. In the great Museum at Leyden, Holland, so rich in specimens of the Lemuroidea and examples of other Primates from the islands of the Eastern Archipelago, the Director, Dr. F. A. Jentink, and in his absence Administrator Vesteroon Wulverhorst made the Author's labors in the Institution easy and pleasant. In Berlin, Herr Paul Matschie, Curator of Mammalogy, placed the grand collection of Primates so rich in examples of African species especially of Chimpanzees, Gorillas, Guenons, (*LASIOPYGA*) and *COLOBUS* or *Guerezas*, at the Author's service, and aided him in every way possible. Also to Herr O. Neumann for information concerning the new species of monkeys obtained by him in East Africa and which were deposited in the Museum. The collection of Chimpanzees in this Institution is the largest in the world, and exhibits the wonderful individual variation that exists in the skulls and coloring of the skins of these apes; variations that serve more to perplex than to enlighten the observer on the mystery of species, and what really constitutes such a rank. In Dresden the Author's thanks are due to Dr. A. Jacobi, the Director of the Museum, who aided him in becoming familiar with certain important types in the collection under his charge; and in the splendid Museum in Vienna, to the Director Dr. F. Steindachner, and custodian Dr. L. R. Lorenz, the Author is greatly indebted for many attentions and assistance in examining the collection which comprises the examples procured by Natterer during his sojourn in Brazil, as well as important specimens of the Gorilla procured by Du Chaillu in the Gaboon, West Africa.

To Professor Dr. R. Hertwig, Director; Dr. W. Leizewitz and Dr. C. Hellmayer, Custodians of the Zoological Museum, Munich, in the collection of which are contained Spix's types, and a very large number of examples of the crania of Bornean Ourangs obtained by Selenka, the Author is under many obligations for their courtesy during his sojourn in their city. In Frankfort-on-the-Main, by the courtesy of the Acting Director, Dr. Drevermann of the Senckenbergian Museum, the Author was enabled to examine the skins and skeletons of *PSEUDOGORILLA MAYEMA?* which, from the disappearance of the type, are the only specimens known in Europe at the present time.

In Calcutta, Dr. N. Annandale, the Superintendent of the Natural History Section of the Indian Museum, unfortunately was absent in Burma, but access to the collections was afforded, and every facility for inspecting the types of Blyth and other of the earlier Indian Naturalists, which still survived. In the various Zoological Gardens of Europe and the East many interesting and valuable species were seen, and in the Zoological Gardens at Antwerp was discovered the handsome Monkey which the Director, M. l'Hoest, kindly permitted the Author to describe under the name of *C. INSIGNIS*. In the Gardens at Cairo, Egypt, under the pilotage of his friend Captain Flower, the Director, several specimens of the rare monkeys of the genus *ERYTHROCEBUS* were shown to the writer and descriptions taken. It was the skins of these same animals that, some eighteen months later in the British Museum, served the Author as the types for two new species. In the Calcutta Gardens were some fine examples of *HYLOBATES HOOLOCK* and the Author's ears were deafened by their powerful voices; and also a splendid specimen of the somewhat rare *PITHECUS ANDAMANENSIS* was seen; and in the Zoological Gardens of Kyoto, Japan, were numerous living examples of the peculiar Japanese species *P. FUSCATUS*, and one very fine adult male *MAGUS OCHREATUS*. The Author also desires to express his thanks to Mr. R. I. Pocock, Superintendent of the Gardens of the Zoological Society in Regent's Park, London, for his assistance in examining the Primates under his charge.

As it was not possible to assemble in one locality all the material it was desirable to employ for illustrating the work, photographs of the crania had to be taken in different places. Those of the crania of *PSEUDOGORILLA MAYEMA?* were most kindly sent to the Author by Dr. O. zur Strassen, Director of the Senckenbergian Museum at Frankfort-on-the-Main; those of the Orang crania were executed at the Zoological Museum in Munich; those of *GORILLA GORILLA*, *G. g. jacobi* and *G. g. matschie*, from the crania in the Berlin Museum. A certain number were also obtained from the American Museum of Natural History, the United States National Museum, the Field Museum of Natural History, Chicago, the Philadelphia Academy of Sciences, and especially the British Museum.

The Author cannot refrain from calling attention to the illustrations produced by the methods and greatly improved instruments invented by the Special Photographer of the American Museum, Mr. Abram E. Anderson, which for clearness and perfection of detail, have possibly not been heretofore equalled. Mr. Anderson was sent to London expressly to photograph the crania in the British Museum,

and the illustrations given in the plates exhibit faithfully the particular characteristics of the genera and subgenera. Those skulls which are lacking are fortunately very few.

The colored illustrations have been selected from those published in the Proceedings of the Zoological Society of London, chiefly by the great artist, my friend the late Joseph Wolf, and, through the kindness of the Council of the Society, it is permitted to reproduce them in this work. Those of the different species from life were taken by Mr. Lewis Medland, F.Z.S., of London, and certain excellent figures taken by Mr. E. L. Sanborn from animals living in the menagerie of the New York Zoological Society, and presented by the Trustees for this work. Measurements of the Primates, such as those confined to the dimensions of the skin removed from the body, are of comparatively little value as there is probably considerable difference in size between the average stuffed specimen and the living animal. But those given of the crania are reliable and important, and not subject to variation after the death of their owners. Body measurements in these volumes, unless followed by (Collector), are taken from the dried skins, and are always given in millimetres. Those of the hands and feet, as the skin of these members usually contains the bones, are reliable for length, but the figures given for dimensions of the body and tail can, in the majority of cases, only be regarded as approximate. Mammals, unlike birds, vary greatly in their dimensions even among examples of the same species, and therefore, equal importance, when taken from the skin, cannot be attached to them.

When a species in this work is mentioned, the name adopted is printed in capital letters, but in italics for subspecies and synoptical names. Measurements are always given in millimetres.

All the species and races known to the Author that have been described prior to June 1st, 1912, are included in the three volumes. After the date mentioned, the advanced state of the press work did not permit of any additions, except in an Appendix to the third volume.

June 1st, 1912.

D. G. E.

[The text on this page is extremely faint and illegible. It appears to be a list or a series of entries, possibly a table of contents or a list of names and dates. The text is arranged in several columns and rows, but the individual characters and words cannot be discerned.]



## INTRODUCTION.

---

The Primates, which is the first of the Linnæan Orders of the Mammalia, was originally composed of four genera HOMO, SIMIA, LEMUR and VESPERTILIO, Man, Monkeys, Lemurs and Bats. The last has been dropped by general consent, and the Order as now constituted combines the Bimana and Quadrumana.

Some Naturalists have contended that the Lemurs should be placed in a separate Order, and my friend the late Prof. A. Milne-Edwards enumerates the following characters as justifying this view: The bell-shaped, diffused and non-deciduate placenta, vast size of the allantois, uncovered condition of the cerebellum, cranial structure, inferior incisors, and structure of the extremities, (developed pollux, and discoidal terminations of the fingers).

While admitting the importance of these characters, \*St. George Mivart has made some critical remarks regarding the decision of Prof. A. Milne-Edwards, and fairly well establishes the fact that the better course would be to leave the LEMUROIDEA as a Suborder of the Primates as "there can be no doubt that Man-Apes, (including Baboons and Monkeys), and Half-Apes together constitute a group capable of convenient and very distinct Zoological definition," and he defines the group as follows: "*Unguiculate, clavicate placental mammals, with orbits encircled by bone; three kinds of teeth, at least at one time of life; brain always with a posterior lobe and calcarine fissure; the innermost digits of at least one pair of extremities opposable; hallux with a flat nail or none; a well-developed cæcum; penis pendulous; testes scrotal; always two pectoral mammæ.*"

The Order Primates then comprises two Suborders LEMUROIDEA and ANTHROPOIDEA. The first contains the singular nocturnal animals known as Lemurs which are distinguished from the members of the other Suborder by the following characters:

Orbit opening into the temporal fossa beneath the postorbital bar, (TARSIVS excepted). The lachrymal foramen situated outside the orbital margin. The second digit of the hand may be merely a rudiment, but the same digit of the foot has a long pointed claw. The cerebrum does not overlap the cerebellum, and the hemispheres have

---

\*Proc. Zool. Soc. Lond., 1873, p. 504.

few convolutions. Posterior cornu of lateral ventricle very small; pollux large; posterior cornu of hyoid shorter than anterior; clitoris perforated by the urethra; uterus two-horned; placenta bell-shaped, diffused, non-deciduate; allantois very large; transverse portion of colon convoluted on itself. Abdominal mammæ sometimes present.

The LEMUROIDEA contains three Families, the first two aberrant; DAUBENTONIIDÆ with its single species the curious Aye-Aye, and TARSIIDÆ, for a long time supposed to have also a single species, but several additional ones have been lately recognized. The third Family is NYCTICIBIDÆ with four Subfamilies, LORISINÆ, the Slow Lemurs with four genera: LORIS with two species; NYCTICEBUS with eleven species; ARCTOCEBUS with two species; and PERODICTICUS with five species. The last genus, PERODICTICUS, for over two hundred years was represented by only one species, Bosman's Potto, discovered by that traveller in 1705; but within a brief period no less than four others have been described, showing how easy it is to overlook distinct forms among these nocturnal animals, even though their habitats had been often penetrated by zealous Naturalists eager to make known the creatures that had heretofore escaped all research. In this same Subfamily is the genus ARCTOCEBUS with its single species from Old Calabar, remarkable for its strongly flexed fingers, which require considerable force to extend them, and when this is taken away they at once become flexed again. The second Subfamily is GALAGINÆ, the Bush Babys, with one genus and twenty-three species and six subspecies, followed by LEMURINÆ, the true Lemurs, with seven genera and thirty-eight species. The last Subfamily is INDRISINÆ with three genera including the Woolly Lemur, Safakas, and Indris, having in all five species and five subspecies.

While Madagascar alone possesses the Aye-Aye and the species of the Subfamilies LEMURINÆ and INDRISINÆ, none of those contained in GALAGINÆ are found on that island but belong to the near-by African Continent. The Tarsier are natives of the islands of the Indo-Malayan Archipelago and the Philippines, while the Slow Lemurs (LORISINÆ) are met with in the southern part of the Indian Peninsula and the Island of Ceylon.

The second Suborder, ANTHROPOIDEA, is distinguished from LEMUROIDEA by its members having the orbit separated from the temporal fossa by a bone which is united to the postorbital bar; and the lachrymal foramen is inside the orbital margin. The second digit of the hand is well developed, and the same digit of the foot has usually a flat nail, except in CALLITRICHIDÆ. The cerebrum almost completely

covers the cerebellum, and the hemispheres are considerably convoluted. Placenta deciduate, discoidal. Allantois small, uterus not two-horned, anterior cornu of the hyoid shorter than the posterior, no abdominal mammæ present, and the transverse portion of the colon not convoluted.

This great Suborder, containing, as it does, all the existing Apes, Baboons and Monkeys, is divided into two groups: 1st, the *PLATYRRHINE*, those species having the nose flat, septum wide and the nostrils directed outward, and embracing all the Monkeys of the New World; and 2nd, the *CRATARRHINE*, having the nose narrow, nostrils directed downward and the septum narrow, including all the species of the Old World.

As may well be imagined the variations in size to be witnessed among the members of this Suborder are very great, the extremes being the Gorilla and the small, delicate Marmoset or Titi. And with the difference in size, there is also great variety in the shape of head and body, and length of limbs and tail. This last appendage is entirely absent in the great Apes of the Families *HYLOBATIDÆ* and *PONGIDÆ*; is of varying length from a mere knob, to longer than head and body in *PITHECUS*; much longer than head and body in many species of *LASIOPYGA* and *PYGATHRIX*, and nearly three times the body's length in *ATELEUS*. The heads of the Primates also are remarkable for their many shapes from the round head of *ATELEUS*, the occipital protruding skull of *SAIMIRI*, the almost human braincase of *PAN*, to the narrow high-crested crania of *GORILLA* and *PONGO*. The rostrum also exhibits many shapes producing conspicuous differences in the physiognomy of the many species, the extremes perhaps being the nearly flat-faced members of the *CEBIDÆ* and the greatly lengthened muzzle of many of the Baboons as *P. CYNOCEPHALUS* and *P. SPHINX*, the latter exhibiting a rostrum covered with prominent ridges, and decorated with brilliant and highly contrasted colors. Many of the *LASIOPYGIDÆ* have ischiatic callosities, some brilliantly colored, and these at certain seasons become enormously developed covering not only the buttocks, but also extending on to the tail which is greatly swollen. However attractive this may be to Baboons, to human eyes such exhibitions are repellent. The nose, save in one exceptional case, is not a very prominent member among the Primates, although, as in Man, it has many shapes, from the aquiline in *HYLOBATES*, most pronounced in *H. HOOLOCK*, the retroussé nose of *RHINOPITHECUS*, and the extraordinarily lengthened member of *NASALIS*. The limbs of the Primates show great diversity when compared between distinct species, or between the fore and hind limbs

of one individual. Thus we have the rather short stout limbs of equal length in *PITHECUS*, the lengthened slender limbs of *ATELEUS*, the long arms and short legs of *HYLOBATES* and *SYMPHALANGUS*, and carried to an extreme, considering the difference in size, in *PONGO*, where arms and hands reach nearly to the ankles when the animal is in an erect position. All kinds of texture characterize the pelage of the Primates, from velvety softness to one that is coarse and harsh. The hair assumes various arrangements, sometimes forming coronal or occipital crests, occasionally both, or fringing the face with obtrusive whiskers, or projecting over the forehead like the peak of a cap. Long curled moustaches are rarely present, as in a species of *LEONTOCEBUS*, exhibiting a remarkable growth. In many species the hair of the head is short and compact, sometimes with horn-like erections over the forehead, or on the sides of the head as in *CEBUS*, while in one species *PITHECUS ALBIBARBATUS*, the entire face is surrounded and the head covered by long hair in the semblance of a huge wig. On the body the hair is often long over the shoulders forming a mantle, and in other cases falls from the sides or over the rump in long graceful fringes as in most of the black species of *COLOBUS*. The tail as a rule is covered by short hair, but the end is sometimes tufted as in *RHINOPITHECUS* and *COLOBUS*, and these tufts or tassels in some species of the last genus are greatly enlarged, equal in one species to one third the length of the tail. Only one species has a bare tail with end tufted *SIMIAs CONCOLOR*, an extraordinary animal. All colors are shown in the different pelages many of vivid and contrasting hues, and while some one member of nearly all the genera has bright coloring, probably *LASIOPYGA*, embracing as it does such a large number of species, contains more highly colored members than any other genus of the Primates.

Beards are not infrequently met with, in fact in *ALOUATTA* this appendage to the face of the species is rather characteristic of the genus; and in all the Families, save *PONGIDÆ*, the hairs of the arms are directed towards the wrist, but in the members of that Family the hairs of arm and forearm grow in opposite directions the first downward and the latter upward meeting at the elbow, and as it is supposed these great Apes usually sit with their arms crossed, Darwin imagined that this peculiar arrangement of the hair was to permit the rain to run off at the elbow. Ears of the Primates are well developed and pointed, but the lobe is absent, the Gorilla alone having it present in a rudimentary condition. The voice of the Apes is described in the Gorilla as a roar, but in the Chimpanzee as a gruff bark-like tone.

Some of the small Monkeys of the New World emit a whistling note, often plaintive, but the most wonderful voices are those possessed by the species of *ALOUATTA* in South America, and of *HYLOBATES* of the eastern hemisphere. In these the throat is large and thick and the larynx greatly developed. The basihyal is much enlarged and is expanded into a bony capsule which is lined by a continuation of the thyroid sac, and this peculiar formation enables the animal to produce a volume of sound that can be carried, it has been estimated, for a distance of three miles.

The brain of the great Apes is slightly more than half the size of that of Man. The Gorilla, like all of the *Quadrumana*, has the brain fully developed before the permanent set of teeth are completed. At that period the animal has not, of course, its full stature, and the skull continues to grow with the animal, but the brain does not, the skull becoming heavier and thicker in bone with broader and longer crest, but the brain itself is stationary. \**“The relative size of the brain varies inversely with the size of the whole body, but this is the case with warm-blooded vertebrates generally. The extreme length of the cerebrum never exceeds, as it does in Man, two and a quarter times the length of the basi-cranial axis. The proportions borne by the brain to its nerves are less in the Apes than in Man as also is that borne by the cerebrum to the cerebellum. In general structure and form the brain of Apes greatly resembles that of Man. Each half of the cerebrum contains a tri-radiate lateral ventricle, and though in some LASIOPYGIDÆ the posterior cornu is relatively shorter than in Man, it again becomes elongated in the CEBIDÆ, and in many of the latter it is actually longer relatively than it is in Man. The posterior lobes of the cerebrum are almost always so much developed as to cover over the cerebellum, the only exceptions being the strangely different forms *Mycetes*, (*ALOUATTA*), and *HYLOBATES*, (*SYMPHALANGUS*), *SYNDACTYLUS*. In the latter the cerebellum is slightly uncovered, but it is so considerably in the former. In *Chrysothrix*, (*SAIMIRI*), the posterior lobes are much more largely developed relatively than they are in Man. The cerebrum has almost always a convoluted external surface. In this group, however, as in mammals generally, a much convoluted cerebrum is correlated with a considerable absolute bulk of body. Thus in *Hapale*, (*CALLITHRIX*), (and there only), we find the cerebrum quite smooth, the only groove being that which represents the Sylvian fissure. In *Simia*, (*PONGO*), and *GORILLA*, and *Anthropo-**

---

\*St. George Mivart, Encycl. Britan., 9th Ed., Article Ape.

*pithecus*, (PAN), on the contrary, it is very richly convoluted. A hippocampus minor is present in all Apes, and in some of the CEBIDÆ it is much larger relatively than it is in Man, and is absolutely larger than the hippocampus major. Of all Apes the Ourang has a brain which is most like that of Man; indeed it may be said to be like Man's in all respects, save that it is much inferior in size and weight, and that the cerebrum is more symmetrically convoluted and less complicated with secondary and tertiary convolutions. If the brain of *Simia*, (PONGO), be compared with that of GORILLA, and *Anthropopithecus*, (PAN), we find the height of the cerebrum in front greater in proportion in the former than in the latter; also the bridging convolutions, though small, are still distinguishable, while they are absent in the Chimpanzee. Nevertheless the character cannot be of much importance since it reappears in ATELES, (!) while two kinds of the genus CEBUS (so closely allied as to have been sometimes treated as one species) differ strangely from each other in this respect. The corpus callosum in Apes generally, does not extend so far back as in Man, and it is very short in PITHECIA. In the Ourang and Chimpanzee there are, as in Man, two corpora albicantia, while in the lower Monkeys there is but one. The vermis of the cerebellum gives off a small lobule, which is received into a special fossa of the petrous bone. Certain prominences of the medulla oblongata, termed corpora trapezoidea, which are found in the lower mammals, begin to make their appearance in the CEBIDÆ."

The number of pairs of ribs varies considerably among the genera of the Primates. The GORILLA and PAN have thirteen; the OURANG twelve same as Man; HYLOBATES thirteen, but sometimes sixteen (Flower and Lydekker); COLOBUS twelve; PYGATHRIX and CERCOCEBUS twelve, sometimes thirteen; LASIOPYGA and ERYTHROCEBUS twelve; PITHECUS twelve, sometimes thirteen, (P. NEMESTRINUS); PAPIO thirteen; CYNOPITHECUS twelve; MAGUS twelve; ALOUATTA, LAGOTHRIX, and ATELEUS fourteen; CEBUS fourteen, but last pair very short almost rudimentary in some species; PITHECIA twelve and thirteen (P. CHIROPOTES); CALLICEBUS and CALLITHRIX twelve or thirteen; AOTUS fourteen; SAIMIRI thirteen; NYCTICEBUS sixteen; PERODICTICUS fifteen. Of the vertebræ PAN, PONGO and GORILLA have 4 lumbar, 3 sacral, and 5 caudal; HYLOBATES has 5 lumbar; COLOBUS 7 lumbar, 3 sacral and 28 caudal; PYGATHRIX 6 and 7 lumbar and 3 sacral; LASIOPYGA 6 and 7 lumbar, 3 sacral, 26 caudal; PITHECUS, MAGUS and CYNOPITHECUS 7 lumbar and 3 sacral, while MAGUS has 8 caudal, and CYNOPITHECUS has 5; PAPIO 6 lumbar and 3 sacral; ALOUATTA

5 lumbar, while LAGOTHRIX and ATELEUS have but 4; CEBUS has 5 and 6 lumbar, while AOTUS has 8, and 24 caudal; PITHECIA 6 lumbar; CALLICEBUS and SAIMIRI 7 lumbar, the last genus with 28 to 30 caudal; CALLITRICHIX has 6 and 7 lumbar, and 27 to 33 caudal; NYCTICEBUS 6 and 8 lumbar, and 8 and 11 caudal, and PERODICTICUS 7 lumbar and 20 caudal vertebræ.

The Apes and Monkeys of the eastern hemisphere have thirty-two teeth, the same as in Man, but the Primates of the western hemisphere, excepting those of the Family CALLITRICHIDÆ which also have thirty-two, have thirty-six, the excess being two pairs of premolars, one pair each in the upper and lower jaws. The canines in the males of all Primates are large and extend beyond the tooth rows, and are separated from the incisors by a diastema.

The ANTHROPOIDEA have been divided by Authors into five Families, CALLITRICHIDÆ, (usually designated as *Hapalidæ*), CEBIDÆ, *Cercopithecidæ*, (LASIOFYGIDÆ), *Simiidæ* (PONGIDÆ of this work) and *Homonidæ*. To these in the present work has been added HYLOBATIDÆ comprising the Gibbons, which on account of their structure and mode of life seem more properly separated from, than united with, the great Apes. The Gibbons are the only Apes that habitually walk in an upright posture.

The Monkeys of the New World, excepting those of the genus CACAJO, differ from all others, besides the number of the teeth in having more or less prehensile tails, this member being frequently bare beneath for a greater or less space at the tip, forming a grasping surface and preventing slipping; and the members of the genus ATELEUS are so expert with this organ as to make it serve the purpose of a fifth hand, not only for holding on to the limbs of trees, even suspending the animal without any other support, but often for conveying food to the mouth. Members of other genera, as BRACHYTELEUS, ALOUATTA, LAGOTHRIX, CEBUS, etc., are provided with prehensile tails but not all have a bare surface beneath at the tip, consequently the grasp is much less firm and secure, and their dexterity in the use of this organ much less. The species of CACAJO have very short tails of no use to their owners either to assist them in their various movements, or for adornment.

There is much difference in size among the American Monkeys from the small Squirrel Monkey (SAIMIRI) and the *Douroucoul* (AOTUS), to the Howlers (ALOUATTA) the largest species in the New World. These last are remarkable for the great development of the mandible especially of the angle and ascending ramus, particularly

noticeable in the male, and is designed to protect and enclose the vocal organs which are of very great size.

The shape of body and the manner in which the limbs are proportioned to it, vary to a considerable degree in these American Monkeys, and it would be difficult to find a greater contrast than the slender, slim-waisted body, and long, attenuated limbs of *ATELEUS* covered with smooth straight hair, and the thick-set, robust body, moderately long, stout limbs, and woolly coat of *ALOUATTA*.

The genus with the largest number of species in the New World is *CEBUS* containing the well known Capuchin Monkeys, remarkable for their restless, mischievous dispositions, and the wonderful diversity they exhibit in the coloring of their coats.

No American Monkey possesses either cheek pouches or callosities, nor is the external auditory meatus ever present.

The species of the *CRATARRHINE* group are very different in appearance from the Monkeys of the New World. The limbs are sometimes of equal length, but generally the legs are longer than the arms except in the great Apes whose arms are invariably longer than the legs. The thumb when present is opposable to the fingers, as is also the great toe to the digits of the foot, and is always shorter than the other toes. The tails vary in length from a mere knob to one exceeding the head and body. Many of the species possess cheek pouches, and callosities are also present in many, sometimes of large dimensions and colored with the most brilliant hues. The Family *LASIOPYGIDÆ*, to which precedence is given in the arrangement of the Suborder, contains the Baboon, Guenons, Langurs, Guerezas, etc., in fact all the Old World species of *ANTHROPOIDEA* except the Man-like Apes of the Families *PONGIDÆ* and *HYLOBATIDÆ*.

The Baboons, which come first in the arrangement of the Families are, besides other physical traits, characterized by an elongate muzzle, which in one species at least is decorated by brilliant coloring, (*P. SPHINX* Linn.). The limbs are nearly equal, but the tails are very variable in length and in the density of their hairy covering. The canine teeth are very long, in some cases prodigiously so, and capable of inflicting a wound as serious as that of almost any dagger. The cheek pouches, in all species that have them, are constructed of folds of skin which expand when food is forced into them, contracting again when emptied and then giving no indication of their presence. These pouches, being placed on the outer side of the jaw, are no hindrance



to the mastication of any food, and are employed mainly for the storage of such edibles as the animal does not desire to consume at the moment. These receptacles even when full are no obstruction to the voice. Besides these pouches large air sacs are present in the neck. The species of the two genera *MAGUS* and *CYNOPITHECUS*, although ranged among the Baboons are generally known as Apes, probably on account of the practical absence of a tail, resembling, as they do, in this respect, the great Man-like Apes. The coat of the Baboon varies considerably in texture from short silk-like hairs to almost a woolly fur observed in those inhabiting a cold clime. The Mangabeys of the genus *CERCOCEBUS*, in some respects, are intermediate between the true Baboons (*PAPIO*), and the Guenons (*PYGATHRIX*). They have no laryngeal sacs, but possess the posterior fifth cusp in the last molar of each lower jaw. Their form is more slender than that of the Baboons, resembling the Guenons', and like them they have long tails, but the often brilliant coloring of the Guenon is not seen in the coat of the Mangabey. The genus *RHINOSTIGMA* contains but one species remarkable for its peculiar physiognomy; the long white stripe from the forehead over the nose to the upper lip, and the presence of a fifth posterior cusp on each of the last lower molars, cause it to be a link between the Mangabeys and Guenons. The Guenons are the most numerous in species of any of the groups belonging to the *LASIOPYGIDÆ*, are more slender in form than the Mangabeys, have not the last cusp on the posterior lower molar, and possess coats of many colors some with strongly contrasting hues, and long tails. *MIOPITHECUS* has two species the smallest of the Guenons, and *ERYTHROCEBUS* follows with a dozen species, long-legged and frequenters of the plains, rarely sojourning in forests. The Langurs, *PYGATHRIX*, placed in a separate subfamily, are also of a slender form with the legs longer than the arms, very long tail, cheek pouches absent, and a sacculated stomach of great complexity. \*Sir William Flower has described this organ as follows: "An ordinary stomach must be supposed to be immensely elongated and gradually tapering from the cardiac end to a very prolonged pyloric extremity. Then two longitudinal muscular bands, corresponding in situation to the greater and lesser curvature of an ordinary stomach—the former commencing just below the fundus, and the latter at the cardiac orifice, and both proceeding toward the pylorus—are developed so as to pucker up the cavity into a number of pouches, exactly on the same principle as the human colon is puckered up by its three longitudinal

---

\*Animals Living and Extinct, p. 725.

bands. These pouches are largest and most strongly marked at the œsophageal end, and becoming less and less distinct, quite cease several inches before the pylorus is reached, the last part of the organ being a simple, smooth-walled tube. The fundus or cardiac end of the stomach is formed by a single large sac, slightly constricted on its under surface by the prolongation of the inferior longitudinal band, or that corresponding to the great curvature. The œsophagus enters into the upper part of the left, or pyloric end of this sac, or rather at the point of junction between it and the second (also a very large) sacculus. Furthermore the whole of this elongated sacculated organ is, by the brevity, as it were of the long curvature, coiled upon itself in an irregular spiral manner, so that when *in situ* the pylorus comes to be placed very near the œsophageal entrance."

The Proboscis Monkey (*NASALIS*) is unique in one respect, the nose elongate to such a degree as to make it appear a caricature, otherwise the animal resembles in form the Langurs. The Guerezas, (*COLOBUS*), are chiefly noted for the rudimentary condition of the pollux or its absence altogether; the long hairs falling as a fringe along the side or over the back, and the long tails usually with a conspicuous tuft.

The species of *RHINOPITHECUS* and *SIMIAS* are noted for the diminutive nose turned up at the tip. The *HYLOBATIDÆ* or Gibbons possess a skull not produced at the vertex, long arms with the hands reaching to the ground when the animal stands erect, short legs and small ischial callosities. The species of the genus *SYMPHALANGUS* differ from those of *HYLOBATES* in having the second and third digits of the foot united by webs as far as the last joint.

The great Apes form the family *PONGIDÆ*, and have the skull produced at the vertex in *PONGO*, but not in *GORILLA* or *PAN*. Ischial callosities are absent; arms longer than legs; hands reaching to the ankles in the Ourang when the animal is erect, only to the knees in the Gorillas and Chimpanzees. Upright bony crests are never seen on the crania of the last named, but the other two have frequently conspicuously large bony crests in adult males. The Ourang possesses an *os centrali* but this, as in Man, is absent in the other two genera.

As in the rest of the *ANTHROPOIDEA* the skull of the male can always be recognized by the elongate canines. When walking, the Gorillas and Chimpanzees go on the knuckles of the hands and the soles of the feet; but the Ourangs proceed chiefly by swinging from tree to tree by the assistance of their long arms.

## CLASSIFICATION.

The Order Primates containing, as it does, Man and the creatures which are nearest allied to him, must be regarded as the most important of all those recognized as belonging to the Animal Kingdom. The various species contained within it, from Man to Marmoset, form a fairly homogeneous group, with which the Lemuroids are associated in a subordinal division. It is a moot point with some whether the Lemurs should be considered members of the Order, having any rank whatever within it, as about the only claim they have to the position is the possession of the opposable great toe, which however is also found in a species of an altogether different Order, the Opossum of the Carnivores. But, no matter how slight may be the pretensions of the Lemurs for admission to the ranks of the Primates, yet, by the almost general acquiescence of Mammalogists, they have of late been accepted as occupying a recognizable place in the Order.

The Lemuroids are divided into three Families with four Subfamilies, having twenty genera and subgenera embracing one hundred and six species forming the Suborder LEMUROIDEA. The remaining Primates are separated into two divisions containing respectively the Old World and New World Species, designated as the CRATARRHINE and PLATARRHINE. The first, in this work is divided into three Families with two Subfamilies containing twenty-two genera, and about 320 species; the second with two Families, having four Subfamilies, thirteen genera and about 150 Species. The dentition observed in the Order is both diphydont and heterodont; the members living in the eastern hemisphere possessing thirty-two teeth, those of the western hemisphere having thirty-six, except the members of the Family CALLITRICHIDÆ which have thirty-two, the excess in the others being accounted for by the presence of an extra pair of premolars in each jaw. In the arrangement adopted the species ascend from the lowest form to the one considered as holding the highest rank, exclusive of Man, but standing nearest to him.

The two aberrant forms of the Lemuroidea, DAUBENTONIA and TARSIVUS head the list, the former remarkable for the peculiar structure of the limbs and the specialized second finger, and the rodent teeth; the latter for its lengthened legs, digits provided with discs, and large eyes. These comprise the Families DAUBENTONIIDÆ, and TARSIVIDÆ. Following these but still of a low order in the Family NYCTICIBIDÆ, Subfamily LORISINÆ, come LORIS and NYCTICEBUS, the Slender and Slow Lori, with large expressionless eyes, pointed noses

and tailless bodies. ARCTOCEBUS succeeds with its reflexed finger, wide spreading thumb and rudimentary tail, to be followed by PERODICTICUS whose tail is about one third the length of the body and having long slender processes from the anterior dorsal vertebræ projecting through the skin. The Subfamily GALAGINÆ follows with its genera GALAGO with three subgenera and thirty species, having the curious power of folding the ears at will; and HEMIGALAGO. Next comes the Subfamily LEMURINÆ containing the true Lemurs and their near allies. It has seven genera, with, altogether, thirty-five species. The members of the seven genera present many characteristic differences from each other, in size, coloration, and peculiarities of crania. The members of one genus, CHIROGALE, afford a transition between GALAGO and LEMUR. This genus and MICROCEBUS have been considered by some Authors as not divisible, and while their members bear a resemblance to each other, yet they each exhibit sufficient characters to make it advisable to keep them in different genera. They are small animals, some of them the most minute of the LEMUROIDEA. The last Subfamily of this Suborder is INDRISINÆ containing the largest member of the Lemuroidea yet known. The adults have thirty teeth, and the toes, except the hallux, are united to the end of the first phalanx by a fold of skin. The Subfamily has but three genera, INDRIS with one species, the largest of all the Lemurs, distinguished by absence of tail and excessive variability in the color of pelage; PROPITHECUS with two species and five subspecies. Like INDRIS the species of this genus are subject to much variation in color, and this has been productive of great confusion in discriminating between the different forms. They are large animals, with powerful hind limbs enabling them to leap amazing distances. When walking on the ground they assume an erect posture and, like the Gibbons, balance themselves by holding the arms over their heads. The last genus is LICHANOTUS with one species. It is a small animal with a rather long tail, and woolly fur. It is slow in its movements but when on the ground like the other members of INDRISINÆ it walks upright.

The second Suborder ANTHROPOIDEA contains the remainder of the Primates, including Man. As the consideration of Homo is excluded in this REVIEW, we pass to the Monkeys, Baboons, Apes, etc., which compose the rest of the Suborder. The Monkeys of the New World and those of the Old, save in one Family, CALLITRICHIDÆ, are separated by two characters, the number of teeth, and more or less prehensile tails. They are all contained in two Families, the one just mentioned above, and CEBIDÆ. The first contains the smaller, less

intelligent species, delicate of frame and constitution, unable to bear captivity, and soon succumb when taken from their accustomed environment. *CALLITRICHIDÆ* contains six genera with about sixty species and subspecies. The members of this Family have only thirty-two teeth and in this respect resemble the species of the Old World, and differ from the rest of the Monkeys indigenous to the western hemisphere. The first genus is *SENOICEBUS* with three species, with the head partly bald, and long occipital crest, and without a mane or ruff; next *CERCOPITHECUS* with three species having a mantle; then *LEONTOCEBUS* having nineteen species, possessing a ruff on neck, and fourth, *ÆDIPOMIDAS* with three species having the head crested and the hairs on the nape elongate. The fifth genus is *CALLITHRIX* with thirteen species. These are small creatures, among the most delicate of all the members of the Order, have small canines, tails with long hair, and the angle of the mandible expanded as in *PITHECIA*. *CALLICEBUS* the sixth genus has twenty-two species, closely allied to the previous genus, and agreeing with it in certain of its characteristics.

We now come to Monkeys that are distinctively American with one pair of extra premolars in both jaws, the nostrils directed outward, and the prehensile tail. They are all included in the Family *CEBIDÆ* with its four Subfamilies. The first of these is *ALOUATTINÆ* having but one genus *ALOUATTA* with eleven species, and two subspecies, some of them being the largest in size of the New World Monkeys. They are of low intelligence, morose in disposition, heavy in body and with a wonderfully powerful voice. The second Subfamily, *PITHECINÆ*, containing the Sakis, Uakari and Squirrel Monkeys, has three genera the first of which is *PITHECIA* with eight species. These are animals of moderate size, of a more slender figure than the species of *ALOUATTA*, with the hair on head, frequently standing upright, long and thick and with a median part. A thick beard hangs from the chin, especially noticeable in the male, and there is also a lengthened bushy tail. In certain species the hair of head is coarse, loosely set, and is directed forward forming a kind of hood around the face. The second genus is *CACAJAO* with only three species characterized by having the face and a large portion of the head naked and brightly colored, becoming more intense and vivid when the animal becomes excited. The tail is very short and the mandible is dilated posteriorly. The \*cæcum in *C. CALVUS* is upwards of ten inches along the greater curvature; it is separated from the colon by a very marked constriction;

---

\*Beddard, Proc. Zool. Soc. Lond., 1887, p. 119.

it is not sacculated, and when fully distended with air is curved on itself into little less than a circle; it is furnished with a well developed median frenum carrying blood vessels."

The last genus is *SAIMIRI* having eight species. These are small active animals with large eyes, and the occipital region of the skull projected posteriorly.

The third Subfamily is *AOTINÆ* with a single genus *AOTUS* containing fourteen species. These are eminently nocturnal animals, of small size, and with large eyes placed close together. The fourth Subfamily is *CEBINÆ* with four genera; the first *ATELEUS*, generally known as 'Spider Monkeys,' on account of their slender bodies and long limbs, with twelve species. The pollux is usually absent, and the tail prehensile, the animals of this genus being so expert in the use of this organ as to make it perform the service of an extra hand. The next genus is *BRACHYTELEUS* with only one species; a long limbed, heavy bodied creature, with, like *ATELEUS*, the thumb usually wanting. It is closely allied to the 'Spider Monkeys.' The third genus is *LAGOTHRIX* having six species. Unlike the members of the two previous genera, the species of this one have a well developed thumb. The body is heavy, the round head covered thickly with short hairs, and best described as 'bullet-headed.' The animals are slow in movement, of a gentle disposition, and a delicate constitution. The fourth genus being the last of the American Monkeys is *CEBUS* with twenty-two species and two subspecies. On account of the great variability in the coloring assumed by individuals, the members of this genus are the most difficult to determine of the Primates. They also, by certain of the species, are most generally known of all Monkeys. The face is flat, the muzzle not protruding. The brain has numerous convolutions, and the animals are intelligent, vivacious and very mischievous.

The Apes, Baboons and Monkeys of the Old World comprise the *CRATARRHINE* section of the Primates, or those with, among other characters, the nostrils directed downward. There are only three Families and two Subfamilies possessing, altogether, twenty-two genera. The first Family is *LASIOPYGIDÆ* with eleven genera. *PAPIO*, the first genus, has nineteen species including the dog-faced baboons, so called on account of their long muzzle. These are large, powerful animals, associating in herds, commanded by one or more patriarchal members, and are formidable antagonists when attacked. *THEROPITHECUS* contains but two species, large in size and heavily maned, in this respect allies of *PAPIO HAMADRYAS*. The third genus is *CYNOPITHECUS* the black Apes of Celebes; peculiar looking animals without

tails, and very broad rostrum, and the head crested. They are not very closely allied to any of the species of the Primates, but are as well placed here as anywhere, for, although there are many characters to separate them, yet they are probably nearer the species of the genus *MAGUS* than any other. One species only is here recognized. *MAGUS* with three species serves as a link connecting *CYNOPITHECUS* and *PITHECUS*. While outwardly resembling the black Ape of Celebes, yet its narrower rostrum, lack of crest on head, which is covered with short hairs, indicate an affinity for the Macaques, and its tailless condition is similar to that of *SIMIA SYLVANUS*, the only species of that genus. *PITHECUS* is one of the largest genera of the Primates having fifty-three recognized species and subspecies. These vary greatly in appearance, with tails either short and thick, or slender and longer than the head and body. The Macaques are noted for their nude buttocks which are often most highly colored, eyes close together and surmounted by a bony ridge which gives them a scowling expression. The canines are long and make formidable weapons, and the brain is small. The seventh genus is *CERCOCEBUS*. It has nine species and two subspecies, of a more slender form than the Macaques and with shorter rostrum and longer limbs, but as in *PITHECUS* the last lower molar has five cusps. Much confusion has existed in the synonymy which, it is hoped, has at length been corrected. *RHINOSTIGMA* is the next genus, with one species, allied to both the members of *CERCOCEBUS* and *LASIOPYGA*, and forming a link between them. This last named genus is the largest of all and has eighty-five species and subspecies. These monkeys have frequently a pelage of many brilliant colors, have slender bodies and long limbs and tails, and are very active in their movements. The ninth genus is *MIOPITHECUS* containing only two species of small stature and inconspicuous coloring. *ERYTHROCEBUS* the last genus of the Subfamily, had, at one time, its members, like those of the one preceding, included in *LASIOPYGA*; they, however, differ in many ways from the Langurs, have longer legs, differently shaped skulls, and dwell upon the ground, being frequenters of the plains rather than of the forests, and go in small companies. Twelve species are recognized.

The second Subfamily is *COLOBINÆ*, frequently named *Semnopithecinae* with five genera. The first, *PYGATHRIX*, has fifty-eight species and subspecies. They are delicate animals, and feed chiefly on leaves and shoots. Their forms are slender and they have no cheek pouches, and their pelage is much less gaily colored than that of the

species of *LASIOPYGA*. The Langurs, as they are called, are rarely seen in Zoological Gardens as their delicate constitutions cause them easily to succumb when held in captivity.

*RHINOPITHECUS* is the second genus with three species, large animals with the nasal portion of the face depressed, the nose very small and the end turned upward giving a very bizarre expression to the countenance. One species has bright colors, *ROXELLANÆ*, the others are garbed in more sober hues, but their size makes them imposing, and to rank among the finest species of the Primates in the Family to which they belong. The next genus *SIMIAS* contains but one species, a curious creature apparently, a connecting link between *RHINOPITHECUS* and *NASALIS* as it possesses characters peculiar to each. Thus, it has the upturned nose of the members of the first genus, and also similar teeth, with cranial characters resembling those of the Proboscis monkey. It is altogether, considering the above mentioned peculiarities and its short naked tail with the terminal tuft, not comparable with any species of the Order; a very remarkable animal.

*NASALIS* is the fourth genus with an equally extraordinary species, its greatly lengthened nose turned downward. This organ has a depression in the center and is capable of being dilated. The laryngeal sac is large, and there is a beard on the chin. There is but one species known. The last genus of the Family is *COLOBUS* containing the Guerezas of which there are thirty species, composed of the red and black Guerezas, the former constituting about two thirds the entire number. These animals have the thumb absent or rudimentary. They are large in size, and the black Guerezas are ornamented on different parts of the body, with long white hairs falling like a fringe, and the tails are more or less tufted with white. The fourth Family is *HYLOBATIDÆ* containing the Gibbons, with two genera, *HYLOBATES* with twelve species, and *SYMPHALANGUS* with one species and two subspecies, one of which, *continentis* is somewhat doubtful. These flying Apes are, among other characters, remarkable for the length of their arms, which, when the animal is erect, permit the hands to reach the ground. They walk erect, balancing themselves somewhat awkwardly by holding the arms, crooked at the elbow, over the head. The ischial callosities are small and they are the last of the large Ape-like species to possess them. The species and subspecies of *SYMPHALANGUS* are the largest in size, and differ from those of *HYLOBATES* in having the second and third toes united by skin up to their last joint, and the skin of the throat is distensible and overlies the laryngeal sac by the thyro-hyoid membrane.



The last Family is that of PONGIDÆ containing the great Apes, represented by three genera, arranged according as their species are considered nearest to Man. In this REVIEW the Orang-utan is placed lowest in the scale or farthest from Man; and the genus PONGO is considered to possess but one species certainly, and one very doubtful. The Author is fully aware that this opinion is by no means shared by some of his colleagues, who would recognize a large number of species, but after examining all the material of Ourangs contained in all the large Museums of the world, the writer was able to discover no character that would prove the existence of more than one species. The opinions as to the position the Orang should occupy in reference to Man have varied greatly yet despite the views of so great an authority as that of his friend the late Sir Richard Owen, who would place the Orang before the Gorilla in its relation to Man, the Author, from the result of his own studies, and the evidence produced by others, considers that the testimony in its entirety shows that the Gorilla, low as he may be in the scale of intelligence, has more of an affinity for Man than the Orang, while both are far exceeded in man-like qualities by the Chimpanzee. The second genus then is GORILLA with certainly two species, and seven subspecies of more or less distinctive value. PSEUDOGORILLA has one species, connecting Gorilla and Pan. The last genus is *Pan*, containing the Chimpanzees, nearest in the scale to Man of all existing earth born creatures. There are at present eleven scheduled species and three not yet named, but how many of these will eventually be able to prove their right to be regarded as distinct species cannot as yet be determined.

#### GENERA.

---

The genera bestowed upon the Primates have been many and of varied importance. Some of course are necessary in order to properly recognize natural divisions of a Family; a few are useful to segregate, as subgeneric groups, certain portions of a genus which seem to have in common, characters not possessed by other species of the same genus; but a considerable number of the proposed terms find no legitimate place, and only help to swell the list of synonyms. In the following arrangement the genera proposed are placed in the various Families to which they belong according to the year in which they were first published, beginning with Linnæus in 1758, earlier than whom no Author may be recognized.

## LEMUROIDEA.

1758. LEMUR Linnæus, Syst. Natur., pp. 29, 30. Type *Lemur catta* Linnæus.
1762. PROSIMIA Brisson, Regn. Anim., pp. 13, 156-158. Type *Lemur catta* Linnæus.
1780. PROCEBUS Storr, Prodr. Method. Mamm., pp. 32, 33. Type *Lemur catta* Linnæus.  
TARSIVS Storr, Prodr. Meth. Mamm., pp. 33, 34. Type *Lemur tarsivus* Erxleben, undeterminable.
1784. TARDIGRADUS Bodd., (nec Briss.), Elench. Anim., pp. 43-47. Type *Lemur tardigradus* Linnæus.
1795. BRADICEBUS Cuv. et Geoff., Mag. Encyclopéd., No. 6, (Palmer). Not in this list. No. 6 is PAPIO.  
DAUBENTONIA E. Geoff., Décad. Philos. et Litt., p. 195. Type *Sciurus madagascariensis* Gmelin.  
SCOLECOPHAGUS E. Geoff., Décad. Philos. et Litt., p. 196. Type *Sciurus madagascariensis* Gmelin.  
PAVIANUS Frisch, Nat. Syst. vierfüss Thiere in Tabellen, p. 19, 1775. Type "*Der Pavian*."
1796. INDRI (!) E. Geoff., Mag. Encyclopéd., Paris, I, p. 46. Type *Lemur indri* (!) Gmelin.  
LORIS E. Geoff., Mag. Encyclopéd., Paris, I, p. 48. Type *Loris gracilis*? E. Geoffroy.  
GALAGO E. Geoff., Mag. Encyclopéd., Paris, I, p. 49. Type GALAGO SENEGALENSIS E. Geoffroy.
1799. AYE-AYE Lacépède., Tabl. Mamm., p. 6. Type *Sciurus madagascariensis* Gmelin.
1800. CHEIROMYS (*Chiromys*) G. Cuv., Leçons Anat. Comp., I, Tabl. 1. Type *Sciurus madagascariensis* Gmelin.
1806. CATA Link, Beschreib. Nat. Samm. Univers. Bostock, I, pp. 7, 8. Type *Catta mococo* Link, = *Lemur catta* Linnæus.
1811. LICHANOTUS Illig., Prodr. Syst. Mamm. Av., p. 72. Type *Lemur laniger* Gmelin.  
STENOPS Illig., Prodr. Syst. Mamm. Av., p. 73. Type *Lemur tardigradus* Linnæus.  
OTOLICNUS Illig., Prodr. Syst. Mamm. Av., p. 74. Type *Lemur galago* Schreber!, not mentioned by that Author.  
MACROPUS Fisch., Mém. Imp. Soc. Mosc., Zoogn., II, p. 566. New name for GALAGO.

1812. CHEIROGALEUS (!) E. Geoff., Ann. Mus. Hist. Nat. Paris, XIX, p. 172, pl. X. Type *Cheirogaleus* (!) *major* E. Geoffroy.  
 NYCTICEBUS E. Geoff., Ann. Mus. Hist. Nat. Paris, XIX, p. 163. Type *Nycticebus bengalensis* E. Geoff., = *Tardigradus coucang* Boddært.
1815. INDRIUM Rafin., Analys. Nat., p. 54. New name for *Indri*.  
 Type *Lemur indri* Gmelin.  
 LORIDIUM Rafin., Analys. Nat., p. 54. New name for *Loris*.  
 Type none given.
1816. PSILODACTYLUS Oken, Lehrb. Natur., 3te Theil, Zool., 2te Abth., pp. 116-165. Type *Sciurus madagascariensis* Gmelin.
1819. MAKI Muirhead, Brewst., Edinb. Encycloped., XIII p. 405.  
 Type *Lemur macaco* Linnæus?
1821. RABIENUS Gray, Lond. Med. Repos., XV, p. 299. Type *Lemur spectrum* Pallas. Undeterminable.
1828. MICROCEBUS E. Geoff., Cours Hist. Nat. Mamm., 11me Leçon.  
 Type *Lemur pusillus* E. Geoffroy, = *Microcebus murinus* (Miller).
1831. PERODICTICUS Bennett, Proc. Zool. Soc. Lond., p. 109. Type *Perodicticus geoffroyi* Bennett, = *Nycticebus potto* Geoffroy.
1832. PROPITHECUS Bennett, Proc. Zool. Soc. Lond., p. 20. Type *Propithecus diadema* Bennett.
1833. GALAGOIDES A. Smith, S. Afr. Quart. Journ., 2nd Ser., II, p. 32. Type *Galago demidoffi* A. Smith.  
 MACROTARSUS Link, Beytr. Naturg., I, Pt. II, pp. 51, 65, 66.  
 Type *Macrotarsus buffoni* = *Tarsius* ——— ?  
 MYSPITHECUS Cuv., Hist. Nat. Mamm., Livr. XXXII, pl.  
 Type *Myspithacus typus* A. Smith, = *Cheirogaleus* (!) *major* E. Geoffroy.
1834. AVAHI Jourd., L'Institut., II, p. 231. Type *Lemur laniger* Gmelin.  
*Microrhynchus* Jourd., Thèse inaug. à la Faculté de Science de Grenoble. Type *Lemur laniger* Gmelin.
1835. CEPHALOPACHUS Swains., Nat. Hist. and Class. Quad., p. 352.  
 Type *Tarsius bancanus* Horsfield.  
 SCARTES Swains., Nat. Hist. and Class. Quad., p. 352. Type *Lemur murinus* Miller.
1839. HABROCEBUS Wagn., Schreb., Säugth. Suppl., I, pp. IX, V bis, 257, tab. XLII. Type *Lemur lanatus* Schreb., = *Lemur laniger* Gmelin.

- MYSPLITHECUS nec Cuv., Blainv., Ostéog., I, p. 33. New name for CHIROMYS Lacépède, 1799.
- BRADYLEMUR Blainv., Ostéog., p. 239. Type *Lemur tardigradus* Blainv., = *Nycticebus coucang* Boddært.
1840. ARACHNOCEBUS Less., Spec. Mamm., pp. 207, 243. Type *Nycticebus lori* Fischer, = *Lemur tardigradus* Linnæus.
- CEBUGALE Less., Spec. Mamm., pp. 207, 213. Type *Lemur commersoni* Wolf, = *Cheirogaleus* (!) *major* E. Geoffroy.
- GLISCEBUS Less., Spec. Mamm., pp. 207, 216. Type *Lemur murinus* Miller.
- MYOXICEBUS Less., Spec. Mamm., pp. 207, 218. Type *Mioxi-cebus* (!) *griseus* (Less.), = *Lemur griseus* E. Geoffroy.
- MYSCEBUS Less., Spec. Mamm., pp. 207, 214. Type *Myscebus palmarum* Less., = *Lemur murinus* Miller.
- PITHELEMUR Less., Spec. Mamm., pp. 207, 208. Type *Lemur indri* Gmelin.
- POTTO Less., Spec. Mamm., pp. 207, 237. Type *Potto bosmani* Less., = *Perodicticus potto* E. Geoffroy.
- HYPICEBUS Less., Spec. Mamm., pp. 207, 253. Type *Tarsius bancanus* Horsfield.
- SEMNOCEBUS Less., Spec. Mamm., pp. 207, 209. Type *Lemur laniger* Gmelin.
1841. IROPOCUS Gloger, Hand. u. Hilfsb. Nat., I, pp. XXVIII, 43. Type *Iropocus laniger*, = *Lemur laniger* Gmelin.
- MYSLEMUR Blainv., Dict. Univ. Hist. Nat., Paris, VIII, p. 559. New name for *Myspithecus* Blainville.
1851. HAPALEMUR (!) I. Geoff., L'Institut., 19me Ann., p. 341. (foot-note). Type *Lemur griseus* E. Geoffroy.
- LEPILEMUR (!) I. Geoff., L'Institut., 19me Ann., p. 341. (foot-note). Type *Lepilemur* (!) *mustelinus* I. Geoffroy.
1855. GALEOCEBUS Wagn., Schreb., Säugth. Suppl., V, pp. XII, 147. Type *Lepilemur* (!) *mustelinus* I. Geoffroy.
1857. HEMIGALAGO Dahlb., Zool. Stud., I, Tredje Haftet, p. 224. Type *Galago demidoffi* Fischer.
1859. OTOLEMUR Coquerel, Rev. Mag. Zool., 2me Sér., XI, p. 458. Type *Otolemur agisymbanus* Coq., = *Galago crassicaudatus* E. Geoffroy.
1865. VARECIA Gray, Proc. Zool. Soc. Lond., p. 135. Type *Lemur varius* E. Geoffroy, = *Lemur variegatus* Kerr.
- OTOGALE Gray, Proc. Zool. Soc. Lond., p. 139. Type *Otolicnus garnetti* Ogilby.

- EUOTICUS Gray, Proc. Zool. Soc. Lond., p. 140. Type *Otogale pallida* Gray.
- CALLOTUS Gray, Proc. Zool. Soc. Lond., p. 145. Type *Galago monteiri* Bartlett.
- ARCTOCEBUS Gray, Proc. Zool. Soc. Lond., p. 150. Type *Pero-dicticus calabarensis* Smith.
1868. ANDROPITHECUS Cope, Proc. Acad. Nat. Scien. Phil., p. 286. Nomen nudum.
1870. AZEMA Gray, Cat. Monkeys, Lemurs and Fruit-eating Bats, Brit. Mus., pp. 132, 134. Type *Chirogaleus* (!) *smithi* Gray, = *Microcebus murinus* (Miller).
- PROLEMUR Gray, Cat. Monkeys, Lemurs and Fruit-eating Bats, Brit. Mus., p. 135. Type *Hapalemur* (!) *simus* Gray.
- MURILEMUR Gray, Cat. Monkeys, Lemurs and Fruit-eating Bats, Brit. Mus., p. 134. Type *Lemur murinus* Miller.
- MIRZA Gray, Cat. Monkeys, Lemurs and Fruit-eating Bats, Brit. Mus., p. 135. Type *Microcebus coquereli* Schlegel and Pollen.
- PHANER Gray, Cat. Monkeys, Lemurs and Fruit-eating Bats, Brit. Mus., p. 135. Type *Lemur furcifer* Blainville.
1872. OPOLEMUR Gray, Proc. Zool. Soc. Lond., p. 853, fig. I, pl. LXX. Type *Cheirogaleus* (!) *miliu* E. Geoff., = *Cheirogaleus* (!) *major* E. Geoffroy.
- SCIUROCHEIRUS Gray, Proc. Zool. Soc. Lond., p. 857, fig. 5. Type *Galago alleni* Waterhouse.
1874. MIXOCEBUS Peters, Monatsb. K. Preus. Akad. Wiss. Berlin, p. 690. Type *Mixocebus caniceps* Peters.
1878. MOCOCO Trouess., Rev. Mag. Zool., VI, 3me Sér., No. 6, p. 163, as synonym of *Lemur*.
1911. ALTILILEMUR D. G. Elliot, Rev. Primates, p. 111. Type *Cheirogaleus* (!) *medius* E. Geoffroy.

## ANTHROPOIDEA.

- 
1758. SIMIA Linnæus, Syst. Nat., 10th ed., I, p. 25. Type *Simia sylvanus* Linnæus.
1763. CERCOPITHECUS Gronov., Zooph., I, p. 5. Type *Simia midas* Linnæus.

1775. PAVIANUS Frisch, Das Nat. Syst. vierp. Thiere in Tabellen, p. 19. Type ——— ? "*Der Pavian.*"  
 PAPIO Frisch, Das Nat. Syst. vierp. Thiere in Tabellen, p. 19. Type ——— ? "*Der Pavian.*"
1777. PAPIO Erxl., Syst. Reg. Anim., p. 15. Type *Papio sphinx* Erxleben, = *Cynocephalus papio* Desmarest.  
 CERCOPITHECUS Erxl., (nec Gronov.), Syst. Reg. Anim., p. 22. Type *Simia mona* Schreber.  
 CEBUS Erxleb., Syst. Reg. Anim., p. 44. Type *Simia capucina* Linnæus.  
 CALLITHRIX Erxl., Syst. Reg. Anim., p. 55. Type *Simia jacchus* Linnæus.
1779. CERCOPITHECUS (nec Gronov.), Blumenb., Handb. Naturg., I, p. 68. Two species *Simia paniscus* type of ATELEUS, and *S. jacchus* type of CALLITHRIX.
1792. SAPAJUS Kerr, Anim. Kingd., Mamm., I, p. 74. Type none indicated.  
 SAGOINUS Kerr, Anim. Kingd., Mamm., I, p. 80. Type none indicated.
1795. CYNOCEPHALUS Cuv. et E. Geoff., Mag. Encyclopéd., III, p. 458, Genus VI. Type *Simia cynocephalus* Linnæus.  
 PITHECUS Cuv. et E. Geoff., Mag. Encyclopéd., III, p. 462, Genus IV. Type *Simia sinica* Linnæus.
1799. PONGO Lacépèd., Tabl. Mamm., p. 4. Type *Pongo borneo* Lacépède, = *Simia pygmæa* Hoppius.  
 SAGUIN Lacépèd., Tabl. Mamm., p. 4. Type *Simia jacchus* Linnæus.  
 ALOUATTA Lacépèd., Tabl. Mamm., p. 4. Type *Simia beelzebul* Linnæus.  
 MACACA Lacépèd., Tabl. Mamm., p. 4. Type *Simia inuus* Linnæus.
1804. PITHECIA Desmar., Nouv. Dict. Hist. Nat., XXIV, p. 8. Type *Simia pithecia* Linnæus.
1806. ATELES (!) E. Geoff., Ann. Mus. Hist. Nat. Paris, XII, p. 262. Type *Simia paniscus* Linnæus.  
 ATELOCHEIRUS E. Geoff., Ann. Mus. Hist. Nat. Paris, VII, p. 272. Type *Simia paniscus* Linnæus.
1811. LASIOPYGA Illig., Prodr. Syst. Mamm. et Av., p. 68. Type *Simia nictitans* Linnæus.
1812. TROGLODYTES E. Geoff., Ann. Mus. Hist. Nat. Paris, XIX, p. 87. Type *Simia troglodytes* Linnæus.

- NASALIS E. Geoff., Ann. Mus. Hist. Nat. Paris, XIX, p. 90.  
Type *Cercopithecus larvatus* Wurmbr.
- PYGATHRIX E. Geoff., Ann. Mus. Hist. Nat. Paris, XIX, p. 90.  
Type *Simia nemæus* Linnæus.
- INUUS E. Geoff., Ann. Mus. Hist. Nat. Paris, XIX, p. 96.  
Type *Simia sylvanus* Linnæus.
- CERCOCEBUS E. Geoff., Ann. Mus. Hist. Nat. Paris, XIX, p. 97.  
Type *Cercocebus fuliginosus* E. Geoffroy, = *Simia æthiops* Schreber.
- LAGOTHRIX E. Geoff., Ann. Mus. Hist. Nat. Paris, XIX, p. 106.  
Type *Lagothrix cana* E. Geoffroy.
- STENTOR E. Geoff., Ann. Mus. Hist. Nat. Paris, XIX, p. 107.  
Type *Simia seniculus* Linnæus.
- JACCHUS E. Geoff., Ann. Mus. Hist. Nat. Paris, XIX, p. 118.  
Type *Simia jacchus* Linnæus.
- MIDAS E. Geoff., Ann. Mus. Hist. Nat. Paris, XIX, p. 120.  
Type *Simia midas* Linnæus.
1813. LOPHOTUS G. Fischer, Zoogn., II, pp. IX, 547. Type *Pongo wurmbi* Tiedemann, = *Pongo pygmæus* (Hoppius).  
ATELEUS Fischer, Zoogn., II, pp. 529-532. Emendation of *Ateles* E. Geoffroy.
1815. AGIPAN Rafin., Analy. Nat., p. 53. New name for CEBUS Erxleben, 1777.  
PANISCUS Rafin., Analy. Nat., p. 53. Type *Simia paniscus* Linnæus.  
SAJUS Rafin., Analy. Nat., p. 53. New name for CALLITHRIX Cuv., (Part.).  
SYLVANUS Rafin., Analy. Nat., p. 53. New name for CALLITHRIX Cuv., (Part.).  
CEBUS (nec Erxl.), Rafin., Analy. Nat., p. 53. New name for CERCOPITHECUS Gronovius.  
SAKINUS Rafin., Analy. Nat., p. 219. New name for *Sylvanus* Rafinesque.
1816. SYLVANUS Oken, Lehrb. Naturg., 3ter Theil, Zool., 2te Abth. Type *Inuus ecaudatus* E. Geoff., = *Simia sylvanus* Linnæus.  
SATYRUS Oken, Lehrb. Naturg., 3te Theil, Zool., 2te Abth., pp. XI, 1225. Type *Satyryrus rufus* Less., = *Simia pygmæa* Hoppius.  
FAUNUS Oken, Lehrb. Naturg., 3te Theil, Zool., 2te Abth., pp. XI, 1227. Type *Faunus indicus* = *Simia pygmæa* Hoppius.

- PAN Oken, Lehrb. Naturg., 3te Theil, Zool., 2te Abth., pp. XI, 1230. Type *Pan africanus* Oken, = *Simia satyrus* Linnæus.
1819. *Sylvanus* Virey, Nouv. Dict. Hist. Nat., 2nd ed., XXXI, p. 275. Type *Simia sylvanus* Linnæus.
- ARCTOPITHECUS Virey, Nouv. Dict. Hist. Nat., 2nd ed., XXXI, p. 279. A subgeneric term for *Hapale* Illiger.
1820. SILENUS Goldfuss, Handb. Zool., II, p. 479. Type *Cynocephalus silenus* (Schreber), = PITHECUS ALBIBARBATUS (Kerr).
1821. HOMO Gray, Lond. Med. Repos., XV, p. 297. Type *Simia nasica* Schreber, = *Nasalis larvatus* (Wurmb).
- LARATUS Gray, Lond. Med. Repos., XV, p. 297. Type *Homo lar* Linnæus.
- DAUNUS Gray, Lond. Med. Repos., XV, p. 298. Type *Simia nemæus* Linnæus.
- PRESBYTIS Eschscholtz, Kotzeb. Entdeck-Reise Sud See u. nach Berings-Str., III, p. 196. Type *Presbytis mitrata* Esch., = *Simia aygula* Linnæus.
1823. BRACHYURUS Spix, Sim. Vespert. Bras., p. 11, pl. VII. Type *Brachyurus israelita* ? Spix.
- NYCTIPITHECUS Spix, Sim. Vespert. Bras., p. 24, pl. XVIII, XIX. Type *Nyctipithecus felinus* Spix, = *Aotus infulatus* Kuhl.
- \*BRACHYTELES (!) Spix, Sim. Vespert. Bras., p. 36, pl. XXVII. Type *Brachyteles* (!) *macrotarsus* Spix, = *Ateles* (!) *arachnoides* E. Geoffroy.
- GASTRIMARGUS Spix. Sim. Vespert. Bras., p. 39, pls. XXVIII, XXIX. Type *Gastrimargus infumatus* Spix, = *Lagothrix infumata* (Spix).
1824. NOCTHORA F. Cuv., Hist. Nat. Mamm., V, Livr. XLIII, pl. Type *Simia trivirgata* Humboldt.
- MAGOTUS Ritgen, Nat. Entheil, Säugth., p. 33. Type ——— ? none specified.
- MANDRILLUS Ritgen, Nat. Entheil, Säugth., p. 33. Type ——— ? none specified.
1825. SEMNOPITHECUS F. Cuv., Hist. Nat. Mamm., III, Livr. XXX, pl. Type *Simia melalophus* (!) Raffles.
1827. MAGUS Less., Man. Mamm., p. 43. Type *Magus maurus* F. Cuvier.

---

\*See page 49, footnote.



1828. THERANTHROPUS Brookes, Cat. Anat. and Zool. Mus. of Joshua Brookes, Lond., p. 28. Type *Troglodytes niger* E. Geoffroy, = *Simia satyrus* Linnæus.  
 CHEIRON Burnett, Quart. Journ. Sci. Litt. and Art, XXVI, p. 307. Type *Homo lar* Linnæus.  
 OUISTITIS Burnett, Quart. Journ. Sci. Litt. and Art, XXVI, p. 307. Type *Simia jacchus* Linnæus.  
 PITHES (!) Burnett, Quart. Journ. Sci. Litt. and Art, XXVI, p. 307. Type *Simia sylvanus* Linnæus.  
 MACROBATES Billb., Faun. Scandin., I, Mamm., Consp. A. New name for PONGO.  
 CLÆTES Billb., Faun. Scandin., I, Mamm., Consp. A. Type *Simia apella*? Linnæus.
1829. GEOPITHECUS Less., Dict. Class. Hist. Nat., XV, p. 52. Type none given.  
 ERIODES I. Geoff., Dict. Class. Hist. Nat., XV, p. 143. Type *Eriodes arachnoides* I. Geoffroy.
1831. MANDRIL Voigt, Cuv. Das Thierreich, I, p. 88. Type *Simia sphinx* Linnæus, (nec Auct.).  
 SAIMIRI Voigt, Cuv. Das Thierreich, I, p. 95. Type *Simia sciurea* Linnæus.
1835. CHRYSOTHRIX Kaup, Das Thierreich, I, p. 50, fig. text. Type *Simia sciurea* Linnæus.  
 CYNOPITHECUS I. Geoff., Bélang., Voy. Ind. Orient., Zool., p. 66. Type *Cynocephalus niger* Desmarest.
1838. ANTHROPOPITHECUS Blainv., Ann. Franç. et Étrang. d'Anat. et Physiol., Paris, II, p. 330. Type *Simia troglodytes* Gmelin, = *Simia satyrus* Linnæus.
1839. BRACHIOPITHECUS Sénéch., Dict. Pitt. Hist. Nat., 2nd Pt., p. 428. Type none given.  
 MAIMON Wagn., Schreb., Säugth. Suppl., pp. IV bis, 141. Type none given.  
 LEONTOCEBUS Wagn., Schreb., Säugth. Suppl., I, pp. IX, V bis. Type *Hapale chrysomelas* Kuhl.  
 LIOCEPHALUS Wagn., Schreb., Säugth. Suppl., I, pp. IX, V bis. Type *Jacchus melanurus* Geoff., = *Simia argentata* Linnæus.  
 MORMON Wagn., Schreb., Säugth. Suppl., I, pp. 164-168. Type *Simia mormon* Alströmer, = *Simia sphinx* Linnæus.  
 CHÆROPITHECUS Blainv., "Leçons Orales." Type "*Les Cynocephales*."

1840. RHESUS Less., Spec. Mamm., pp. 49, 95. Type *Macacus rhesus* Desmarest.  
 HAMADRYAS Less., Spec. Mamm., p. 107. Type *Simia hamadryas* Gmelin?  
 PITHESCIURUS (!) Less., Spec. Mamm., pp. 116, 157. Type *Pithesciurus saimiri* Less., = *Simia sciurea* Linnæus.  
 YARKEA Less., Spec. Mamm., p. 176. Type *Simia leucocephala* Audebert.  
 CHIROPOTES Less., Spec. Mamm., p. 178. Type *Chiropotes curio* Less., = *Simia satanas* Hoffmannsegg.  
 CACAJO Less., Spec. Mamm., p. 181. Type *Simia melanocephala* E. Geoffroy.  
 MICO Less., Spec. Mamm., pp. 184, 192. Type *Simia argentata* Linnæus.  
 ŒDIPUS Less., Spec. Mamm., pp. 184, 197. Type *Œdipus titi* Less., = *Simia œdipus* Linnæus.
1841. HYLANTHROPUS Glog., Hand. u. Hilfsb. Naturg., I, pp. XXVII, 34. Type *Simia troglodytes* Gmelin, = *Simia satyrus* Linnæus.  
 SYMPHALANGUS Glog., Hand. u. Hilfsb. Naturg., I, pp. XXVII, 34. Type *Pithecus syndactylus* Desmarest.  
 SALMACIS Glog., Hand. u. Hilfsb. Naturg., I, pp. XXVII, 35. Type none given. New name for *Macaca* Lacépède.  
 RHINALAZON Glog., Handb. u. Hilfsb. Naturg., I, pp. XXVII, 36. Type *Nasalis larvatus* Wurm.  
 ÆTHIOPS Martin, Gen. Intro. Nat. Hist. Mamm. Anim., p. 506. Type none given.  
 MANDRILLUS (nec Ritgen), Milne-Edw., Kruger's Handb. Zool. nach 2ten Franz. Ausg., I. Type *Cynocephalus porcarius* Boddært.  
 PITHEX Hodg., Journ. Asiat. Soc. Beng., IX, Pt. II, p. 1212. Type *Macacus oinops* Hodg., = *Pithecus rhesus* (Audebert).
1842. SYNDACTYLUS Boit., Jard. Plantes, p. 55. Type *Pithecus syndactylus* Desmarest.  
 MIOPITHECUS I. Geoff., Compt. Rend., Paris, XV, p. 720. Type *Cercopithecus talapoin* Erxleben.
1843. SIAMANGA Gray, List Spec. Mamm. Brit. Mus., p. 1. Type *Pithecus syndactylus* Desmarest.  
 THEROPITHECUS I. Geoff., Archiv. Mus. Hist. Nat., Paris, II, p. 576. Type *Macaca gelada* Rüppell.  
 GELADA Gray, List Spec. Mamm. Brit. Mus., p. 103. Type *Macacus gelada* Rüppell.

- SPHINX Gray, List Spec. Mamm. Brit. Mus., p. XVII. Type none given.
1848. LYSSODES Gistel, Naturg. Thierreich f. höhere Schulen, p. IX. Type *Macacus speciosus* F. Cuvier.
1849. OUAKARIA Gray, Proc. Zool. Soc. Lond., p. 9, fig. Type *Brachyurus ouakary* Spix.
1852. GORILLA I. Geoff., Compt. Rend., Paris, XXXIV, p. 84. Type *Troglodytes gorilla* Savage.
1857. RHYNCHOPITHECUS Dahlb., Zool. Stud., I, Andra Haftet, pp. 83, 91. New name for NASALIS.
1860. PSEUDANTHROPUS Reichenb., Fortsetz. Vollständ. Naturg. New name for *Troglodytes* E. Geoffroy, 1812.
1862. CÆDIPOMIDAS Reichenb., Vollständ. Naturg. Affen, p. 5, pl. II, figs. 18-20. Type *Simia ædipus* Linnæus.
- MARIKINA Reichenb., Vollständ. Naturg. Affen, p. 7, pl. II, figs. 25-31. Type *Simia rosalia*? Linnæus.
- OTOCEBUS Reichenb., Vollständ. Naturg. Affen, p. 55, pls. VII, VIII, figs. 124, 126-135. No type declared. Subgenus of CEBUS.
- PSEUDOCEBUS Reichenb., Vollständ. Naturg. Affen, p. 55, pls. VI, VII, figs. 83, 84, 89, 90, 108. No type declared. Subgenus of CEBUS.
- EUCEBUS Reichenb., Vollständ. Naturg. Affen, p. 56, pls. VI, VII, figs. 86-88, 91, 92, 110, 111, 113, 115. No type declared. Subgenus of CEBUS.
- CALYPTROCEBUS Reichenb., Vollständ. Naturg. Affen, p. 55, pls. VI, VII, figs. 85, 93-107, 109, 114, 116-122. Subgenus of CEBUS.
- KASI Reichenb., Vollständ. Naturg. Affen, pp. 101, 103, pl. XVII, figs. 234, 235; 240, 241. No type declared. Subgenus of PYGATHRIX.
- DIADEMIA Reichenb., Vollständ. Naturg. Affen, pp. 107-109, pls. XVIII, XIX, figs. 262-270. Subgenus of LASIOPYGA.
- MONA Reichenb., Vollständ. Naturg. Affen, pp. 109-113, pls. XIX, XX, figs. 271-282. Subgenus of LASIOPYGA.
- VETULUS Reichenb., Vollständ. Naturg. Affen, p. 125, pl. XXII, fig. 321. Type *SIMIA SILENUS*? Gmel., = *PITHECUS ALBIBARBATUS* (Kerr).
- CYNAMOLGOS Reichenb., Vollständ. Naturg. Affen, p. 130. No type declared.

- ZATI Reichenb., Vollständ. Naturg. Affen, pp. 130-133, pl. XXIII, figs. 327-331. Type *Simia sinica* Linnæus.
- NEMESTRINA Reichenb., Vollständ. Naturg. Affen, pp. 130-140, pl. XXIV, figs. 349-353, 359-363. Type *Simia nemestrinus* Linnæus.
- PETAURISTA Reichenb., Vollständ. Naturg. Affen, pp. 105-107, pl. XVIII, figs. 251-261. Type *Cercopithecus petaurista* Schreber.
- DRILL. Reichenb., Vollständ. Naturg. Affen, p. 162. Type *Simia leucophæa* F. Cuvier.
- TRACHYPITHECUS Reichenb., Vollständ. Naturg. Affen. No type declared. Subgenus of PYGATHRIX.
1865. CEBUELLA Gray, Proc. Zool. Soc. Lond., p. 734. Type *Hapale pygmæa* Spix.
1866. ENGECO Haeckel, Gen. Morph. Organ., II, CIX, footnote. Type *Simia troglodytes* Gmelin, = *Simia satyrus* Linnæus.
- GYMNOPYGA Gray, Proc. Zool. Soc. Lond., p. 202. Type *Macacus inornatus* Gray, = *Macacus maurus* F. Cuvier.
1870. CHLOROCEBUS Gray, Cat. Monk. Lem. F-eat. Bats, Brit. Mus., pp. 5, 24. Type *Simia pygerythra* F. Cuvier.
- GUEREZA Gray, Cat. Monk. Lem. F-eat. Bats, Brit. Mus., pp. 5, 19. Type *Colobus guereza* Rüppell.
- CHÆROPITHECUS Gray, Cat. Monk. Lem. F-eat. Bats, Brit. Mus., pp. 5, 35. Type *Simia leucophæa* F. Cuvier.
- ENTELLUS Gray, Cat. Monk. Lem. F-eat. Bats, Brit. Mus., p. 14. Type *Semnopithecus johnii* (Fischer).
- CYNOCEBUS Gray, Cat. Monk. Lem. F-eat. Bats, Brit. Mus., p. 26. Type *Cercopithecus cynosurus* Geoffroy.
- SEMNOCEBUS (nec Less.), Gray, Cat. Monk. Lem. F-eat. Bats, Brit. Mus., p. 27. Type *Pygathrix albigena* (Gray).
- HAPANELLA Gray, Cat. Monk. Lem. F-eat. Bats, Brit. Mus., p. 65. Type *Hapale geoffroyi* Pucheran.
- MYSTAX Gray, Cat. Monk. Lem. F-eat. Bats, Brit. Mus., p. 66. Type *Midas mystax* Spix.
- TAMARIN Gray, Cat. Monk. Lem. F-eat. Bats, Brit. Mus., p. 68. Type *Midas ursulus* Geoffroy.
- SENOCEBUS Gray, Cat. Monk. Lem. F-eat. Bats, Brit. Mus., p. 68. Type *Midas bicolor* Spix.
- MICOELLA Gray, Cat. Monk. Lem. F-eat. Bats, Brit. Mus., p. 130. Type *Mico sericeus* Gray, = *Callithrix chrysoleuca* Wagner.

1872. RHINOPITHECUS A. Milne-Ed., Recher. Mamm., p. 233, pls. XXXVI, XXXVII. Type *Semnopithecus roxellanae* A. Milne-Edwards.
1878. LOPHOPITHECUS Trouess., Rev. Mag. Zool., VI, 3me Sér., p. 53. Type *Simia melanolopha* Raffles.  
DIANA Trouess., Rev. Mag. Zool., VI, 3me Sér., p. 124. Type *Simia diana* Linnæus.  
BRACHYURUS (nec Fisch., Rodentia), Trouess., Rev. Mag. Zool., VI, 3me Sér., p. 135. Type *Brachyurus calvus* I. Geoffroy.
1879. PRESBYPITHECUS Trouess., Rev. Mag. Zool., VII, 3me Sér., pp. 52, 56. Type *Simia cephaloptera* (!) Zimmermann.  
CORYPITHECUS Trouess., Rev. Mag. Zool., VII, 3me Sér., p. 53. Type *Semnopithecus frontatus* Müller.
1886. PROCOLOBUS Rochebr., Faun. Sénégal., Suppl. Vert., fasc. I, p. 95. Type *Colobus verus* Van Beneden.  
TROPICOLOBUS Rochebr., Faun. Sénégal., Suppl. Vert., fasc. I, p. 102. Type *Colobus rufomitratatus* Peters.  
PILIOCOLOBUS Rochebr., Faun. Sénégal., Suppl. Vert., fasc. I, p. 105. Type *Colobus ferrugineus* Illiger.  
STACHYCOLOBUS Rochebr., Faun. Sénégal., Suppl. Vert., fasc. I, p. 114. Type *Colobus satanas* Waterhouse.  
PTERYCOLOBUS Rochebr., Faun. Sénégal., Suppl. Vert., fasc. I, p. 125. Type *Colobus vellerosus* I. Geoffroy.
1891. UACARIA Flow. and Lydekk., Mamm. Living and Extinct, p. 712. Type *Brachyurus ouakary* Spix.
1895. LOPHOCLOBUS Pousarg., Rev. Mag. Zool., p. 53. Type *Colobus verus* Van Beneden.
1897. RHINOSTICTUS Trouess., Cat. Mamm. Viv. et Foss., I, p. 17. Type *Cercopithecus petaurista* Schreber.  
ERYTHROCEBUS Trouess., Cat. Mamm. Viv. et Foss., I, p. 19. Type *Simia patas* (?) Schreber. No type designated.  
OTOPITHECUS Trouess., Cat. Mamm. Viv. et Foss., I, p. 22. Type *Cercopithecus grayi* Fraser.
1899. MAMATELESUS Herrere, Sinon., Vul. y Cient. Prin. Vert. Mex., p. 19. New name for *Ateles*.  
COTHURUS (nec Champ. Coleopt.), Palmer, Scien., X, New Ser., p. 403. Type *Brachyurus calvus* Geoffroy.
- 1903 CALLICEBUS Thos., Ann. Mag. Nat. Hist., 7th Ser., XII, p. 456. Type *Callithrix personatus* Geoffroy.  
NEOCOTHURUS Palmer, Scien., XVII, New Ser., p. 873. New name for *Cothurus* Palmer.

- LOPHOCEBUS Palmer, Scien., XVII, New Ser., p. 873 New name for *Semnocebus* Gray.
- SIMIAS Miller, Smith. Misc. Coll., XLIX, p. 66. Type *Simias concolor* Miller.
1912. RHINOSTIGMA D. G. Elliot, Rev. Primates, Vol. II, p. 273. Type *Cercopithecus hamlyni* Pocock.
- ALLOCHROCEBUS D. G. Elliot, Rev. Primates, Vol. II, p. 297. Type *Cercopithecus l'hoesti* Sclater. Subgenus of LASIOPYGA.
- NEOCEBUS D. G. Elliot, Rev. Primates, Vol. II, p. 319. Type *Simia cephus* Linnæus. Subgenus of LASIOPYGA.
- INSIGNICEBUS D. G. Elliot, Rev. Primates, Vol. II, p. 359. Type *Cercopithecus albigularis* Sykes. Subgenus of LASIOPYGA.
- PYGATHRIX D. G. Elliot, Rev. Primates, Vol. III, p. 98. Type *P. nemæus* E. Geoff. Subgenus of *Pygathrix*.
- PSEUDOGORILLA D. G. Elliot, Rev. Primates, Vol. III, p. 224. Type *Gorilla mayema?* Alix et Bouvier.

The following arrangement is adopted for this work:

ORDER PRIMATES.

SUBORDER I. LEMUROIDEA.

FAMILY I. DAUBENTONIIDÆ.

GENUS DAUBENTONIA—Aye-Aye.

FAMILY II. TARSIIDÆ.

GENUS TARSIVS—Tarsiers.

FAMILY III. NYCTICIBIDÆ.

SUBFAMILY I. LORISINÆ.

GENUS I. LORIS—Slender Loris.

GENUS II. NYCTICEBUS—Slow Loris.

GENUS III. ARCTOCEBUS—The Amantibo.

GENUS IV. PERODICTICUS—Pottos.

SUBFAMILY II. GALAGINÆ.

GENUS I. GALAGO—Bush Babys.

GENUS II. HEMIGALAGO—Bush Babys.

SUBFAMILY III. LEMURINÆ.

GENUS I. CHIROGALE—Mouse Lemurs.

GENUS II. MICROCEBUS—Dwarf Lemurs.

GENUS III. MIXOCEBUS—The Hattock.

GENUS IV. ALTLILEMUR—Fat Lemurs.

GENUS V. LEPIDOLEMUR—Sportive Lemurs.

GENUS VI. MYOXICEBUS—Gentle Lemurs.

GENUS VII. LEMUR—True Lemurs.

SUBFAMILY IV. INDRISINÆ.

GENUS I. LICHANOTUS—Woolly Avahi.

GENUS II. PROPITHECUS—Safakas.

GENUS III. INDRIS—The Endrina.

## SUBORDER II. ANTHROPOIDEA.

## FAMILY I. CALLITRICHIDÆ.

- GENUS I. SENIOCEBUS—Bald-headed Tamarins.  
 GENUS II. CERCOPITHECUS—Black Tamarins.  
 GENUS III. LEONTOCEBUS—Tamarins.  
 GENUS IV. ŒDIPOMIDAS—Marmosets.  
 GENUS V. CALLITHRIX—True Marmosets.  
 GENUS VI. CALLICEBUS—Titi Monkeys.

## FAMILY II. CEBIDÆ.

## SUBFAMILY I. ALOUATTINÆ.

GENUS ALOUATTA—Howlers.

## SUBFAMILY II. PITHECINÆ.

- GENUS I. PITHECIA—Sakis.  
 GENUS II. CACAJAO—Uakari.  
 GENUS III. SAIMIRI—Squirrel Monkeys.

## SUBFAMILY III. AOTINÆ.

GENUS AOTUS—Douroucouli.

## SUBFAMILY IV. CEBINÆ.

- GENUS I. ATELEUS—Spider Monkeys.  
 GENUS II. BRACHYTELEUS—Woolly Spider Monkeys.  
 GENUS III. LAGOTHRIX—Woolly Monkeys.  
 GENUS IV. CEBUS—Capuchins.



## FAMILY III. LASIOPYGIDÆ.

## SUBFAMILY I. LASIOPYGINÆ.

- GENUS I. PAPIO—Baboons.  
 GENUS II. THEROPITHECUS—Geladas.  
 GENUS III. CYNOPITHECUS—Black Apes.  
 GENUS IV. MAGUS—Celebes Macaques.  
 GENUS V. SIMIA—Tailless Macaque.  
 GENUS VI. PITHECUS—Macaques.  
 GENUS VII. CERCOCEBUS—Mangabeys.  
 GENUS VIII. RHINOSTIGMA—Hamlyn's Mon-  
 key.  
 GENUS IX. LASIOPYGA—Guenons.  
 GENUS X. MIOPITHECUS—Talapoins.  
 GENUS XI. ERYTHROCEBUS—Red Guenons.

## SUBFAMILY II. COLOBINÆ.

- GENUS I. PYGATHRIX—Langurs.  
 GENUS II. RHINOPITHECUS — Retroussé-  
 nosed Monkeys.  
 GENUS III. SIMIAS — Retroussé-nosed Mon-  
 keys.  
 GENUS IV. NASALIS—Proboscis Monkey.  
 GENUS V. COLOBUS—Guerezas.

## FAMILY IV. HYLOBATIDÆ.

- GENUS I. HYLOBATES—Gibbons.  
 GENUS II. SYMPHALANGUS—Gibbons.

## FAMILY V. PONGIDÆ.

- GENUS I. PONGO—Ourang-utan.  
 GENUS II. GORILLA—Gorilla.  
 GENUS III. PSEUDOGORILLA—Mayema Ape.  
 GENUS IV. PAN—Chimpanzees

The species that are recognized in this work may be arranged as follows, the subgeneric groups being placed under their respective genera.

## ORDER PRIMATES.

## SUBORDER I. LEMUROIDEA.

## FAMILY DAUBENTONIIDÆ.

## GENUS DAUBENTONIA.

DAUBENTONIA E. Geoff., Decad. Philos. et Litt., 1795, p.  
195. Type *Sciurus madagascariensis* Gmelin.

	PAGE
1. DAUBENTONIA MADAGASCARIENSIS .....	Vol. I, 1

## FAMILY TarsiIDÆ.

## GENUS TARSIVS.

TARSIVS Storr, Prodr. Meth. Mamm., 1780, p. 33, Tab. A.  
Type *Lemur tarsivus* Erxl.

2. TARSIVS PHILIPPINENSIS .....	Vol. I, 10
3. TARSIVS FRATERCULUS .....	" I, 12
4. TARSIVS SANGHIRENSIS .....	" I, 12
5. TARSIVS SALTATOR .....	" I, 13
6. TARSIVS BORNEANUS .....	" I, 13
7. TARSIVS BANCANUS .....	" I, 14
8. TARSIVS FUSCUS .....	" I, 15

## FAMILY NYCTICIBIDÆ.

## SUBFAMILY LORISINÆ.

## GENUS LORIS.

LORIS E. Geoff., Mag. Encyclopéd., 2me Ann., I, 1796, p. 48.  
Type *Loris gracilis* E. Geoffroy.

9. LORIS TARDIGRADUS .....	Vol. I, 18
10. LORIS LYDEKKERIANUS .....	" I, 19

## GENUS NYCTICEBUS.

NYCTICEBUS E. Geoff., Ann. Mus. Hist. Nat. Paris, XIX,  
1812, p. 162. Type *Tardigradus coucang* Boddært.

	PAGE
11. NYCTICEBUS BORNEANUS .....	Vol. I, 24
12. NYCTICEBUS BANCANUS .....	" I, 24
13. NYCTICEBUS TENASSERIMENSIS .....	" I, 25
14. NYCTICEBUS COUCANG .....	" I, 26
15. NYCTICEBUS C. CINEREUS .....	" I, 27
16. NYCTICEBUS JAVANICUS .....	" I, 28
17. NYCTICEBUS NATUNÆ .....	" I, 29
18. NYCTICEBUS MALAIANUS .....	" I, 29
19. NYCTICEBUS HILLERI .....	" I, 31
20. NYCTICEBUS MENAGENSIS .....	" I, 32
21. NYCTICEBUS PYGMÆUS .....	" I, 33

## GENUS ARCTOCEBUS.

ARCTOCEBUS Gray, Proc. Zool. Soc. Lond., 1863, p. 150.  
Type *Perodicticus calabarensis* Smith.

22. ARCTOCEBUS CALABARENSIS .....	Vol. I, 35
23. ARCTOCEBUS AUREUS .....	" I, 36

## GENUS PERODICTICUS.

PERODICTICUS Bennett, Proc. Zool. Soc. Lond., 1831, p. 109.  
Type *Nycticebus potto* E. Geoffroy.

24. PERODICTICUS POTTO .....	Vol. I, 39
25. PERODICTICUS JU-JU .....	" I, 41
26. PERODICTICUS IBEANUS .....	" I, 41
27. PERODICTICUS FAUSTUS .....	" I, 42
28. PERODICTICUS EDWARDSI .....	" I, 42

## SUBFAMILY GALAGINÆ.

## GENUS GALAGO.

GALAGO E. Geoff., Mag. Encyclopéd., I, 1796, p. 49. Type  
*Galago senegalensis* E. Geoffroy.

## SUBGENUS OTOLEMUR.

29. GALAGO CRASSICAUDATUS .....	Vol. I, 54
30. GALAGO ZULUENSIS .....	" I, 56

		PAGE
31.	GALAGO PANGANENSIS .....	Vol. I, 57
32.	GALAGO GARNETTI .....	" I, 57
33.	GALAGO BADIUS .....	" I, 58
34.	GALAGO MONTEIRI .....	" I, 59
35.	GALAGO KIRKI .....	" I, 60
36.	GALAGO LASIOTIS .....	" I, 61
37.	GALAGO HINDSI .....	" I, 62
38.	GALAGO KIKUYUENSIS .....	" I, 63

## SUBGENUS OTOLICNUS.

39.	GALAGO ALLENI .....	Vol. I, 63
40.	GALAGO A. CAMERONENSIS .....	" I, 65
41.	GALAGO A. GABONENSIS .....	" I, 65
42.	GALAGO A. BATESI .....	" I, 66
43.	GALAGO ZANZIBARICUS .....	" I, 67
44.	GALAGO TALBOTTI .....	" I, 67

## SUBGENUS OTOGALE.

45.	GALAGO GALLARUM .....	Vol. I, 68
46.	GALAGO BRACCATUS .....	" I, 68
47.	GALAGO B. ALBIPES .....	" I, 69
48.	GALAGO DUNNI .....	" I, 70
49.	GALAGO NYASSÆ .....	" I, 70
50.	GALAGO GRANTI .....	" I, 71
51.	GALAGO SENEGALENSIS .....	" I, 72
52.	GALAGO SENNAARIENSIS .....	" I, 74
53.	GALAGO MOSAMBICUS .....	" I, 76
54.	GALAGO PUPULUS .....	" I, 76
55.	GALAGO ELEGANTULUS .....	" I, 77
56.	GALAGO E. TONSOR .....	" I, 78
57.	GALAGO E. PALLIDUS .....	" I, 79
58.	GALAGO E. APICALIS .....	" I, 80

## GENUS HEMIGALAGO.

59.	HEMIGALAGO DEMIDOFFI .....	Vol. I, 82
60.	HEMIGALAGO D. POENSIS .....	" I, 84
61.	HEMIGALAGO ANOMURUS .....	" I, 84
62.	HEMIGALAGO THOMASI .....	" I, 85

## SUBFAMILY LEMURINÆ.

## GENUS CHIROGALE.

CHEIROGALEUS (!) E. Geoff., Ann. Mus. Hist. Nat. Paris, XIX, 1812, p. 172, pl. X. Type *Cheirogaleus* (!) *major* E. Geoffroy.

	PAGE
63. CHIROGALE MAJOR .....	Vol. I, 92
64. CHIROGALE MELANOTIS .....	" I, 95
65. CHIROGALE SIBREEI .....	" I, 95
66. CHIROGALE CROSSLEYI .....	" I, 96
67. CHIROGALE TRICHOTIS .....	" I, 96

## GENUS MICROCEBUS.

MICROCEBUS E. Geoff., Cours Hist. Nat. Mamm., 1828, p. 24, 11me Leçon. Type *Lemur pusillus* E. Geoffroy, = *Lemur pusillus* Miller.

68. MICROCEBUS MURINUS .....	Vol. I, 102
69. MICROCEBUS MYOXINUS .....	" I, 106
70. MICROCEBUS COQUERELI .....	" I, 107
71. MICROCEBUS FURCIFER .....	" I, 108

## GENUS MIXOCEBUS.

MIXOCEBUS Peters, Monatsb. K. Preuss. Akad. Wiss. Berlin, 1874, p. 690. Type *Mixocebus caniceps* Peters.

72. MIXOCEBUS CANICEPS .....	Vol. I, 110
------------------------------	-------------

## GENUS ALTILEMUR.

ALTILEMUR D. G. Elliot, Rev. Primates, 1912, p. 111. Type *Altililemur medius* (E. Geoffroy).

73. ALTILEMUR MEDIUS .....	Vol. I, 112
74. ALTILEMUR THOMASI .....	" I, 113

## GENUS LEPIDOLEMUR.

LEPILEMUR (sic) I. Geoff., Cat. Meth. Mamm. Mus. Hist. Nat. Paris, 1re Part, 1851, p. 75. Type *Lepilemur* (!) *mustelinus* I. Geoffroy.

75. LEPIDOLEMUR GLOBICEPS .....	Vol. I, 117
76. LEPIDOLEMUR GRANDIDIERI .....	" I, 118
77. LEPIDOLEMUR LEUCOPUS .....	" I, 118

	PAGE
78. LEPIDOLEMUR MUSTELINUS .....	Vol. I, 119
79. LEPIDOLEMUR MICRODON .....	" I, 121
80. LEPIDOLEMUR RUFICAUDATUS .....	" I, 122
81. LEPIDOLEMUR EDWARDSI .....	" I, 123

## GENUS MYOXICEBUS.

MIOXICEBUS (!) Less., Spec. Mamm., 1840, p. 207. Type  
*Lemur griseus* E. Geoffroy.

82. MYOXICEBUS GRISEUS .....	Vol. I, 125
83. MYOXICEBUS OLIVACEUS .....	" I, 127
84. MYOXICEBUS SIMUS .....	" I, 128

## GENUS LEMUR.

LEMUR Linn., Syst. Nat., I, 1758, p. 59. Type *Lemur catta*  
Linnæus.

85. LEMUR MONGOS .....	Vol. I, 141
86. LEMUR CORONATUS .....	" I, 144
87. LEMUR NIGRIFRONS .....	" I, 145
88. LEMUR FULVUS .....	" I, 147
89. LEMUR RUFIFRONS .....	" I, 150
90. LEMUR RUBRIVENTER .....	" I, 151
91. LEMUR RUFUS .....	" I, 153
92. LEMUR ALBIFRONS .....	" I, 154
93. LEMUR CINEREICEPS .....	" I, 156
94. LEMUR MACACO .....	" I, 156
95. LEMUR NIGERRIMUS .....	" I, 157
96. LEMUR CATTÀ .....	" I, 158
97. LEMUR VARIEGATUS .....	" I, 160
98. LEMUR V. RUBER .....	" I, 162

## SUBFAMILY INDRISINÆ.

## GENUS LICHANOTUS.

LICHANOTUS Illig., Prodr. Syst. Mamm. et Av., 1811, p. 72.  
Type *Lemur laniger* Gmelin.

99. LICHANOTUS LANIGER .....	Vol. I, 163
------------------------------	-------------

## GENUS PROPITHECUS.

PROPITHECUS Bennett, Proc. Zool. Soc. Lond., 1832, p. 20.

Type *Propithecus diadema* Bennett.

	PAGE
100. PROPITHECUS DIADEMA .....	Vol. I, 168
101. PROPITHECUS D. EDWARDSI .....	" I, 170
102. PROPITHECUS D. SERICEUS .....	" I, 171
103. PROPITHECUS VERRAUXI .....	" I, 171
104. PROPITHECUS V. DECKENI .....	" I, 172
105. PROPITHECUS V. COQUERELI .....	" I, 173
106. PROPITHECUS V. CORONATUS .....	" I, 174

## GENUS INDRIS.

INDRI (sic) E. Geoff., Mag. Encyclop., I, 1796, p. 46. Type

*Lemur indri* Gmelin.

107. INDRIS INDRIS .....	Vol. I, 175
--------------------------	-------------

## SUBORDER ANTHROPOIDEA.

## FAMILY CALLITRICHIDÆ.

## GENUS SENIOCEBUS.

SENIOCEBUS Gray, Cat. Monk. Lem. F-Eat. Bats, Brit.

Mus., 1870, p. 68. Type *Midas bicolor* Spix.

108. SENIOCEBUS BICOLOR .....	Vol. I, 186
109. SENIOCEBUS METICULOSUS .....	" I, 188
110. SENIOCEBUS MARTINSI .....	" I, 189

## GENUS CERCOPITHECUS.

CERCOPITHECUS Gronov., Zoophyl., p. 5. Type *Simia midas*

Linnæus.

111. *CERCOPITHECUS MIDAS .....	Vol. I, 190
112. CERCOPITHECUS RUFIMANUS .....	" I, 191
113. CERCOPITHECUS URSULUS .....	" I, 192

\*See p. 256, Vol. III, Appendix, for *Cercopithecus m. egens* (Thomas).

## GENUS LEONTOCEBUS.

## SUBGENUS TAMARINUS.

LEONTOCEBUS Wagn., Schreb., Säugth. Suppl., I, 1839,  
p. IX. Type *Hapale chrysomelas* Wied.

	PAGE
114. LEONTOCEBUS LABIATUS .....	Vol. I, 195
115. LEONTOCEBUS PILEATUS .....	" I, 197
116. LEONTOCEBUS THOMASI .....	" I, 198
117. LEONTOCEBUS NIGRIFRONS .....	" I, 198
118. LEONTOCEBUS NIGRICOLLIS .....	" I, 199
119. LEONTOCEBUS CHRYSOPYGUS .....	" I, 200
120. LEONTOCEBUS MYSTAX .....	" I, 201
121. LEONTOCEBUS WEDDELI .....	" I, 202
122. LEONTOCEBUS DEVELLII .....	" I, 203
123. LEONTOCEBUS APICULATUS .....	" I, 204
124. LEONTOCEBUS ILLIGERI .....	" I, 205
125. LEONTOCEBUS TRIPARTITUS .....	" I, 206
126. LEONTOCEBUS LAGONOTUS .....	" I, 206
127. LEONTOCEBUS FUSCICOLLIS .....	" I, 207
128. LEONTOCEBUS GRAELLSI .....	" I, 208
129. LEONTOCEBUS IMPERATOR .....	" I, 209

## SUBGENUS MARIKINA.

130. LEONTOCEBUS ROSALIA .....	Vol. I, 209
131. LEONTOCEBUS LEONINUS .....	" I, 210
132. LEONTOCEBUS CHRYSOMELAS .....	" I, 211

## GENUS ŒDIPOMIDAS.

ŒDIPOMIDAS Reichenb., Vollständ. Naturg. Affen, 1862, p. 5,  
pl. II, figs. 18-20. Type *Simia œdipus* Linnæus.

133. ŒDIPOMIDAS ŒDIPUS .....	Vol. I, 213
134. ŒDIPOMIDAS GEOFFROYI .....	" I, 214
135. ŒDIPOMIDAS SALAQUIENSIS .....	Vol. III, Appendix

## GENUS CALLITHRIX.

CALLITHRIX Erxl., Syst. Reg. Anim., 1777, p. 55. Type  
*Simia jacchus* Linnæus.

136. CALLITHRIX ARGENTATA .....	Vol. I, 221
137. CALLITHRIX LEUCOPUS .....	" I, 222



	PAGE
138. CALLITHRIX CHRYSOLEUCA .....	Vol. I, 223
139. CALLITHRIX GOELDI .....	" I, 224
140. CALLITHRIX SANTAREMENSIS .....	" I, 224
141. CALLITHRIX AURITA .....	" I, 225
142. CALLITHRIX PENICILLATA .....	" I, 226
143. CALLITHRIX P. JORDANI .....	" I, 227
144. CALLITHRIX JACCHUS .....	" I, 228
145. CALLITHRIX FLAVICEPS .....	" I, 229
146. CALLITHRIX LEUCOCEPHALA .....	" I, 229
147. CALLITHRIX HUMERALIFER .....	" I, 230
148. CALLITHRIX ALBICOLLIS .....	" I, 231
149. CALLITHRIX PYGMÆA .....	" I, 232

## GENUS CALLICEBUS.

CALLICEBUS Thos., Ann. Mag. Nat. Hist., 7th Ser., XII,  
1903, p. 456. Type *Callithrix personata* (E Geoffroy).

150. CALLICEBUS TORQUATUS .....	Vol. I, 239
151. CALLICEBUS AMICTUS .....	" I, 240
152. CALLICEBUS USTO-FUSCUS .....	" I, 241
153. CALLICEBUS CUPREUS .....	" I, 242
154. CALLICEBUS CALLIGATUS .....	" I, 243
155. CALLICEBUS MELANOCHIR .....	" I, 244
156. CALLICEBUS PÆNULATUS .....	" I, 245
157. CALLICEBUS EGERIA .....	" I, 246
158. CALLICEBUS LEUCOMETOPA .....	" I, 246
159. CALLICEBUS SUBRUFUS .....	" I, 247
160. CALLICEBUS HOFFMANNSI .....	" I, 248
161. CALLICEBUS ORNATUS .....	" I, 248
162. CALLICEBUS REMULUS .....	" I, 249
162a. CALLICEBUS DONACOPHILUS .....	" I, 249
163. CALLICEBUS EMILIÆ .....	" I, 250
164. CALLICEBUS PALLESCENS .....	" I, 251
165. CALLICEBUS MOLOCH .....	" I, 251
166. CALLICEBUS CINERASCENS .....	" I, 252
167. CALLICEBUS NIGRIFRONS .....	" I, 254
168. CALLICEBUS GIGOT .....	" I, 254
169. CALLICEBUS PERSONATUS .....	" I, 255
170. CALLICEBUS BRUNNEUS .....	" I, 257

FAMILY CEBIDÆ.

SUBFAMILY A. ALOUATTINÆ.

GENUS ALOUATTA.

ALOUATTA Lacépède., Tabl. Div. Sous-div. Ordres et Genr.  
Mamm., 1799, p. 4. Type *Simia beelzebul* Linnæus.

	PAGE
171. ALOUATTA CARAYA .....	Vol. I, 265
172. ALOUATTA ULULATA .....	" I, 267
173. ALOUATTA VILLOSUS .....	" I, 268
174. ALOUATTA BEELZEBUL .....	" I, 270
175. ALOUATTA PALLIATA .....	" I, 271
176. ALOUATTA P. MEXICANA .....	" I, 272
177. ALOUATTA P. COIBENSIS .....	" I, 273
178. ALOUATTA ÆQUATORIALIS .....	" I, 274
179. ALOUATTA URSINA .....	" I, 274
180. ALOUATTA SENICULUS .....	" I, 277
181. ALOUATTA MACCONNELLI .....	" I, 281
182. ALOUATTA INSULANUS .....	" I, 282
183. ALOUATTA JUARA .....	" I, 283
184. ALOUATTA SARA .....	" I, 283

SUBFAMILY B. PITHECINÆ.

GENUS PITHECIA.

PITHECIA Desmar., Nouv. Dict. Hist. Nat., XXIV, 1804,  
p. 8. Type *Simia pithecia* Linnæus.

185. PITHECIA MONACHA .....	Vol. I, 288
186. PITHECIA CAPILLIMENTOSA .....	" I, 291
187. PITHECIA ALBICANS .....	" I, 292
188. PITHECIA PITHECIA .....	" I, 293
189. PITHECIA CHRYSOCEPHALA .....	" I, 294
190. PITHECIA ALBINASA .....	" I, 295
191. PITHECIA SATANAS .....	" I, 296
192. PITHECIA CHIROPOTES .....	" I, 297

## GENUS CACAJAO.

CACAJAO Less., Spec. Mamm., 1840, p. 181. Type *Simia melanocephala* E. Geoffroy.

	PAGE
193. CACAJAO CALVUS .....	Vol. I, 301
194. CACAJAO RUBICUNDUS .....	" I, 304
195. CACAJAO MELANOCEPHALUS .....	" I, 305

## GENUS SAIMIRI.

SAIMIRI Voigt, Cuv. Thierr., I, 1831, p. 95. Type *Simia sciurea* Linnæus.

196. SAIMIRI SCIUREUS .....	Vol. I, 310
197. SAIMIRI CASSIQUIARENSIS .....	" I, 311
198. SAIMIRI MACRODON .....	" I, 312
199. SAIMIRI MADEIRÆ .....	" I, 313
200. SAIMIRI USTUS .....	" I, 314
201. SAIMIRI BOLIVIENSIS .....	" I, 315
202. SAIMIRI B. NIGRICEPS .....	" I, 316
203. SAIMIRI GERSTEDI .....	" I, 316

## SUBFAMILY C. AOTINÆ.

## GENUS AOTUS.

AOTUS Humb., Rec. Obs. Zool. et Anat. Comp., 1811, (1815), pp. 306, 356, pl. XXVIII. Type *Simia trivirgata* Humboldt.

204. AOTUS INFULATUS .....	Vol. II, 5
205. AOTUS NIGRICEPS .....	" II, 8
206. AOTUS SENEX .....	" II, 8
207. AOTUS RUFIPES .....	" II, 9
208. AOTUS ROBERTI .....	" II, 10
209. AOTUS MIRIQUOUINA .....	" II, 10
210. AOTUS BOLIVIENSIS .....	" II, 11
211. AOTUS LANIUS .....	" II, 12
212. AOTUS VOCIFERANS .....	" II, 13
213. AOTUS GRISEIMEMBRA .....	" II, 15

	PAGE
214. AOTUS TRIVIRGATUS .....	Vol. II, 16
215. AOTUS OSERYI .....	" II, 17
216. AOTUS GULARIS .....	" II, 18
217. AOTUS MICRODON .....	" II, 18
218. AOTUS SPIXI .....	" II, 19

## SUBFAMILY D. CEBINÆ.

## GENUS ATELEUS.

ATELES (!) E. Geoff., Ann. Mus. Hist. Nat. Paris, VII,  
1806, p. 262. Type *Simia paniscus* Linnæus.

219. ATELEUS PANISCUS .....	Vol. II, 28
220. ATELEUS ATER .....	" II, 30
221. ATELEUS VARIEGATUS .....	" II, 31
222. ATELEUS MARGINATUS .....	" II, 34
223. ATELEUS RUFIVENTRIS .....	" II, 36
224. ATELEUS GRISESCENS .....	" II, 37
225. ATELEUS CUCULLATUS .....	" II, 38
226. ATELEUS BELZEBUTH .....	" II, 39
227. ATELEUS PAN .....	" II, 41
228. ATELEUS FUSCICEPS .....	" II, 43
229. ATELEUS GEOFFROYI .....	" II, 44
230. ATELEUS HYBRIDUS .....	" II, 47

## GENUS BRACHYTELEUS.

BRACHYTELES (!) Spix, Sim. et Vespert. Bras., 1823, p. 36,  
pl. XXVII. Type *Brachyteles* (!) *macrotarsus* Spix,  
= *Brachyteles* (!) *arachnoides* (E. Geoffroy).

231. BRACHYTELEUS ARACHNOIDES .....	Vol. II, 50
-------------------------------------	-------------

## GENUS LAGOTHRIX.

LAGOTHRIX E. Geoff., Ann. Mus. Hist. Nat. Paris, XIX,  
1812, p. 106. Type *Lagothrix cana* E. Geoffroy.

232. LAGOTHRIX LAGOTRICHIA .....	Vol. II, 56
233. LAGOTHRIX LUGENS .....	" II, 58
234. LAGOTHRIX THOMASI .....	" II, 59
235. LAGOTHRIX UBERICOLA .....	" II, 60
236. LAGOTHRIX CANA .....	" II, 60
237. LAGOTHRIX INFUMATA .....	" II, 62

## GENUS CEBUS.

CEBUS Erxl., Syst. Reg. Anim., 1777, p. 44. Type *Simia capucina* Linnæus, (nec Auct.).

		PAGE
238.	CEBUS APELLA . . . . .	Vol. II, 78
239.	CEBUS CAPUCINUS . . . . .	" II, 82
240.	CEBUS C. NIGRIPECTUS . . . . .	" II, 86
241.	CEBUS FRONTATUS . . . . .	" II, 86
242.	CEBUS ALBIFRONS . . . . .	" II, 88
243.	CEBUS UNICOLOR . . . . .	" II, 91
244.	CEBUS U. CUSCINUS . . . . .	" II, 92
245.	CEBUS FLAVUS . . . . .	" II, 93
246.	CEBUS CASTANEUS . . . . .	" II, 94
247.	CEBUS VARIEGATUS . . . . .	" II, 95
248.	CEBUS MALITIOSUS . . . . .	" II, 98
249.	CEBUS CHRYSOPUS . . . . .	" II, 99
250.	CEBUS APICULATUS . . . . .	" II, 100
251.	CEBUS LIBIDINOSUS . . . . .	" II, 101
252.	CEBUS FATUELLUS . . . . .	" II, 102
253.	CEBUS F. PERUANA . . . . .	" II, 103
254.	CEBUS MACROCEPHALUS . . . . .	" II, 103
255.	CEBUS VERSUTA . . . . .	" II, 104
256.	CEBUS AZARÆ . . . . .	" II, 107
257.	CEBUS A. PALLIDUS . . . . .	" II, 108
258.	CEBUS CIRRIFER . . . . .	" II, 109
259.	CEBUS CRASSICEPS . . . . .	" II, 111
260.	CEBUS CALIGINOSUS . . . . .	" II, 112
261.	CEBUS VELLEROSUS . . . . .	" II, 113

## FAMILY LASIOPYGIDÆ.

## SUBFAMILY LASIOPYGINÆ.

## GENUS PAPIO.

PAPIO Erxl., Syst. Reg. Anim., 1777, p. 15. Type *Papio sphinx* Erxl., (nec Linn.), = *Papio papio* Desm.

## SUBGENUS PAPIO.

262.	PAPIO NIGERIÆ . . . . .	Vol. II, 125
263.	PAPIO DOGUERA . . . . .	" II, 126
264.	PAPIO TESSELLATUM . . . . .	" II, 127

	PAGE
265. PAPIO FURAX .....	Vol. II, 128
266. PAPIO YOKOENSIS .....	" II, 128
267. PAPIO HEUGLINI .....	" II, 129
268. PAPIO PAPIO .....	" II, 130
269. PAPIO IBEANUS .....	" II, 133
270. PAPIO PORCARIUS .....	" II, 133

## SUBGENUS CYNOCEPHALUS.

271. PAPIO CYNOCEPHALUS .....	Vol. II, 137
272. PAPIO NEUMANNI .....	" II, 140
273. PAPIO STREPITUS .....	" II, 141
274. PAPIO PRUINOSUS .....	" II, 142

## SUBGENUS HAMADRYAS.

275. PAPIO HAMADRYAS .....	Vol. II, 143
276. PAPIO H. ARABICUS .....	" II, 147
277. PAPIO BROCKMANI .....	" II, 147

## SUBGENUS MORMON.

278. PAPIO SPHINX .....	Vol. II, 149
279. PAPIO PLANIROSTRIS .....	" II, 151
280. PAPIO LEUCOPHÆUS .....	" II, 152

## GENUS THEROPITHECUS.

THEROPITHECUS I. Geoff., Archiv. Mus. Hist. Nat., Paris,  
II, 1843, p. 576. Type *Macacus gelada* Rüppell.

281. THEROPITHECUS GELADA .....	Vol. II, 155
282. THEROPITHECUS OBSCURUS .....	" II, 157

## GENUS CYNOPITHECUS.

CYNOPITHECUS I. Geoff., Resum. Leç. Mamm., 1835, p. 16.  
Type *Cynopithecus niger* Desmarest.

283. CYNOPITHECUS NIGER .....	Vol. II, 162
-------------------------------	--------------

## GENUS MAGUS.

MAGUS Less., Man. Mamm., 1827, pp. 43, 44. Type *Macacus  
maurus* F. Cuvier.

284. MAGUS OCHREATUS .....	Vol. II, 167
285. MAGUS MAURUS .....	" II, 169
286. MAGUS TONKEANUS .....	" II, 170

## GENUS SIMIA.

SIMIA Linn., Syst. Nat., I, 1758, p. 25. Type *Simia sylvanus* Linnæus.

	PAGE
287. SIMIA SYLVANUS .....	Vol. II, 173

## GENUS PITHECUS.

PITHECUS E. Geoff., Mag. Encyclopéd., III, 1795, p. 462.  
Type *Simia sinica* Linnæus.

288. PITHECUS SPECIOSUS .....	Vol. II, 190
289. PITHECUS HARMANDI .....	" II, 193
290. PITHECUS RUFESCENS .....	" II, 193
291. PITHECUS FUSCATUS .....	" II, 195
292. PITHECUS THIBETANUM .....	" II, 196
293. PITHECUS VESTITUS .....	" II, 197
294. PITHECUS SANCTI-JOHANNIS .....	" II, 198
295. PITHECUS LASIOTIS .....	" II, 198
296. PITHECUS PAGENSIS .....	" II, 200

## SUBGENUS NEMESTRINUS.

297. PITHECUS VILLOSUS .....	Vol. II, 200
298. PITHECUS LITTORALIS .....	" II, 201
299. PITHECUS CYCLOPSIS .....	" II, 202
300. PITHECUS NEMESTRINUS .....	" II, 205
301. PITHECUS ADUSTUS .....	" II, 206
302. PITHECUS INSULANUS .....	" II, 207
303. PITHECUS ANDAMANENSIS .....	" II, 208
304. PITHECUS ASSAMENSIS .....	" II, 209
305. PITHECUS RHESUS .....	" II, 213
306. PITHECUS BREVICAUDUS .....	" II, 216

## SUBGENUS VETULUS.

307. PITHECUS ALBIBARBATUS .....	Vol. II, 218
----------------------------------	--------------

## SUBGENUS ZATI.

308. PITHECUS SINICUS .....	Vol. II, 221
309. PITHECUS PILEATUS .....	" II, 223
310. PITHECUS RESIMUS .....	" II, 224
311. PITHECUS VALIDUS .....	" II, 225
312. PITHECUS ALACER .....	" II, 226

	PAGE
313. PITHECUS KARIMONI .....	Vol. II, 227
314. PITHECUS FUSCUS .....	" II, 228

## SUBGENUS MACACUS.

315. PITHECUS UMBROSUS .....	Vol. II, 229
316. PITHECUS IRUS .....	" II, 229
317. PITHECUS MORDAX .....	" II, 232
318. PITHECUS FASCICULARIS .....	" II, 233
319. PITHECUS MANDIBULARIS .....	" II, 234
320. PITHECUS CAPITALIS .....	" II, 235
321. PITHECUS LÆTUS .....	" II, 236
322. PITHECUS LINGUNGENSIS .....	" II, 237
323. PITHECUS LAUTENSIS .....	" II, 238
324. PITHECUS SIRHASSENENSIS .....	" II, 239
325. PITHECUS VITIIS .....	" II, 239
326. PITHECUS CARIMATÆ .....	" II, 240
327. PITHECUS BAWEANUS .....	" II, 241
328. PITHECUS CUPIDUS .....	" II, 242
329. PITHECUS AGNATUS .....	" II, 243
330. PITHECUS PHÆURUS .....	" II, 243
331. PITHECUS LAPUS .....	" II, 244
332. PITHECUS LINGÆ .....	" II, 245
333. PITHECUS IMPUDENS .....	" II, 246
334. PITHECUS BINTANGENSIS .....	" II, 246
335. PITHECUS DOLLMANI .....	" II, 248
336. PITHECUS PHILIPPINENSIS .....	" II, 248
337. PITHECUS P. APOENSIS .....	" II, 250
338. PITHECUS CAGAYANUS .....	" II, 251
339. PITHECUS PUMILLUS .....	" II, 252
340. PITHECUS SULUENSIS .....	" II, 252

## GENUS CERCOCEBUS.

CERCOCEBUS E. Geoff., Ann. Mus. Hist. Nat. Paris, XIX,  
1812, p. 97. Type *Cercocebus fuliginosus* E. Geoffroy.

## SUBGENUS CERCOCEBUS.

341. CERCOCEBUS TORQUATUS .....	Vol. II, 260
342. CERCOCEBUS ÆTHIOPS .....	" II, 261
343. CERCOCEBUS LUNULATUS .....	" II, 263
344. CERCOCEBUS CHRYSOGASTER .....	" II, 264



	PAGE
345. CERCOCEBUS AGILIS .....	Vol. II, 264
346. CERCOCEBUS HAGENBECKI .....	" II, 265
347. CERCOCEBUS GALERITUS .....	" II, 265

## SUBGENUS LOPHOCEBUS.

348. CERCOCEBUS ALBIGENA .....	Vol. II, 266
349. CERCOCEBUS A. JOHNSTONI .....	" II, 267
350. CERCOCEBUS A. ZENKERI .....	" II, 269
351. CERCOCEBUS ATERRIMUS .....	" II, 270

## GENUS RHINOSTIGMA.

RHINOSTIGMA Elliot, Rev. Primates, 1912, p. 273. Type  
*Cercopithecus hamlyni* Pocock.

352. RHINOSTIGMA HAMLYNI .....	Vol. II, 273
--------------------------------	--------------

## GENUS LASIOPYGA.

LASIOPYGA Illig., Prodr. Mamm. Av., 1811, p. 168. Type  
*Simia nictitans* Linnæus.

## SUBGENUS ALLOCHROCEBUS.

353. LASIOPYGA L'HOESTI .....	Vol. II, 297
354. LASIOPYGA INSOLITA .....	" II, 298

## SUBGENUS RHINOSTICTUS.

355. LASIOPYGA PETAURISTA .....	Vol. II, 299
356. LASIOPYGA FANTIENSIS .....	" II, 300
357. LASIOPYGA ERYTHROGASTER .....	" II, 301
358. LASIOPYGA BUTTIKOFERI .....	" II, 302
359. LASIOPYGA ASCANIUS .....	" II, 303
360. LASIOPYGA A. WHITESIDEI .....	" II, 305
361. LASIOPYGA SIGNATA .....	" II, 305
362. LASIOPYGA SCHMIDTI .....	" II, 306

## SUBGENUS MELANOCEBUS.

363. LASIOPYGA LEUCAMPYX .....	Vol. II, 308
364. LASIOPYGA PLUTO .....	" II, 308
365. LASIOPYGA NIGRIGENIS .....	" II, 310
366. LASIOPYGA BOUTOURLINI .....	" II, 310
367. LASIOPYGA OPISTHOSTICTA .....	" II, 311

		PAGE
368.	LASIOPYGA AURORA .....	Vol. II, 312
369.	LASIOPYGA STUHLMANNI .....	" II, 312
370.	LASIOPYGA NEUMANNI .....	" II, 313
371.	LASIOPYGA DOGGETTI .....	" II, 314
372.	LASIOPYGA PRINCEPS .....	" II, 315
373.	LASIOPYGA CARRUTHERSI .....	" II, 315
374.	LASIOPYGA NICTITANS .....	" II, 316
375.	LASIOPYGA N. LAGLAIZI .....	" II, 317
376.	LASIOPYGA STICTICEPS .....	" II, 317
377.	LASIOPYGA MARTINI .....	" II, 318

## SUBGENUS NEOPITHECUS.

378.	LASIOPYGA CEPHUS .....	Vol. II, 319
379.	LASIOPYGA CEPHODES .....	" II, 321
380.	LASIOPYGA INOBSERVATA .....	" II, 322
381.	LASIOPYGA SCLATERI .....	" II, 323
382.	LASIOPYGA ERYTHROTIS .....	" II, 324

## SUBGENUS CHLOROCEBUS.

383.	LASIOPYGA MATSCHIE .....	Vol. II, 326
384.	LASIOPYGA HILGERTI .....	" II, 327
385.	LASIOPYGA DJAMDJAMENSIS .....	" II, 327
386.	LASIOPYGA TANTALUS .....	" II, 328
387.	LASIOPYGA T. BUDGETTI .....	" II, 329
388.	LASIOPYGA T. GRISEISTICTA .....	" II, 331
389.	LASIOPYGA T. ALEXANDRI .....	" II, 332
390.	LASIOPYGA CALLITRICHUS .....	" II, 333
391.	LASIOPYGA WERNERI .....	" II, 334
392.	LASIOPYGA GRISEOVIRIDIS .....	" II, 336
393.	LASIOPYGA CYNOSURA .....	" II, 337
394.	LASIOPYGA PYGERYTHRA .....	" II, 338
395.	LASIOPYGA RUFOVIRIDIS .....	" II, 341
396.	LASIOPYGA RUBELLA .....	" II, 342
397.	LASIOPYGA CALLIDA .....	" II, 343
398.	LASIOPYGA CENTRALIS .....	" II, 344
399.	LASIOPYGA C. WHYTEI .....	" II, 344
400.	LASIOPYGA C. JOHNSTONI .....	" II, 346
401.	LASIOPYGA C. LUTEA .....	" II, 346
402.	LASIOPYGA SILACEA .....	" II, 347
403.	LASIOPYGA NIGROVIRIDIS .....	" II, 348

## SUBGENUS MONA.

		PAGE
404.	LASIOPYGA MONA .....	Vol. II, 350
405.	LASIOPYGA DENTI .....	" II, 351
406.	LASIOPYGA WOLFI .....	" II, 351
407.	LASIOPYGA CAMPBELLI .....	" II, 352
408.	LASIOPYGA BURNETTI .....	" II, 353
409.	LASIOPYGA POGONIAS .....	" II, 354
410.	LASIOPYGA P. NIGRIPES .....	" II, 354
411.	LASIOPYGA GRAYI .....	" II, 355
412.	LASIOPYGA G. PALLIDA .....	" II, 356
413.	LASIOPYGA PETRONELLÆ .....	" II, 358

## SUBGENUS INSIGNICEBUS.

414.	LASIOPYGA ALBITORQUATA .....	Vol. II, 360
415.	LASIOPYGA KOLBI .....	" II, 361
416.	LASIOPYGA K. NUBILA .....	" II, 362
417.	LASIOPYGA K. HINDEI .....	" II, 362
418.	LASIOPYGA ALBIGULARIS .....	" II, 363
419.	LASIOPYGA A. BEIRENSIS .....	" II, 366
420.	LASIOPYGA A. KINOBOTENSIS .....	" II, 366
421.	LASIOPYGA RUFILATA .....	" II, 368
422.	LASIOPYGA MOLONEYI .....	" II, 368
423.	LASIOPYGA FRANCESCÆ .....	" II, 369
424.	LASIOPYGA PREUSSI .....	" II, 370
425.	LASIOPYGA P. INSULARIS .....	" II, 370
426.	LASIOPYGA THOMASI .....	" II, 370
427.	LASIOPYGA KANDTI .....	" II, 371
428.	LASIOPYGA INSIGNIS .....	" II, 372
429.	LASIOPYGA STAIRSI .....	" II, 372
430.	LASIOPYGA S. MOSAMBICUS .....	" II, 373
431.	LASIOPYGA RUFITINCTA .....	" II, 374
432.	LASIOPYGA LABIATA .....	" II, 375

## SUBGENUS POGONOCEBUS.

433.	LASIOPYGA NEGLECTA .....	Vol. II, 376
434.	LASIOPYGA BRAZZÆ .....	" II, 378
435.	LASIOPYGA DIANA .....	" II, 380
436.	LASIOPYGA ROLOWAY .....	" II, 381
437.	LASIOPYGA TEMMINCKII .....	" II, 382

## GENUS MIOPITHECUS.

MIOPITHECUS I. Geoff., Compt. Rend., XV, 1842, p. 1037.

Type *Simia talapoin* Schreber.

	PAGE
438. MIOPITHECUS TALAPOIN .....	Vol. III, 1
439. MIOPITHECUS ANSORGEI .....	" III, 3

## GENUS ERYTHROCEBUS.

ERYTHROCEBUS Trouess., Cat. Mamm. Viv. et Foss., I, 1897,

p. 17. Type none designated. *Simia patas*? Schreber.

440. ERYTHROCEBUS PATAS .....	Vol. III, 6
441. ERYTHROCEBUS PYRRHONOTUS .....	" III, 9
442. ERYTHROCEBUS FORMOSUS .....	" III, 10
443. ERYTHROCEBUS POLIOPHÆUS .....	" III, 11
444. ERYTHROCEBUS WHITEI .....	" III, 11
445. ERYTHROCEBUS KERSTINGI .....	" III, 13
446. ERYTHROCEBUS ZECKI .....	" III, 13
447. ERYTHROCEBUS LANGELDI .....	" III, 14
448. ERYTHROCEBUS ALBIGENIS .....	" III, 14
449. ERYTHROCEBUS SANNIO .....	" III, 15
450. ERYTHROCEBUS CIRCUMCINCTUS .....	" III, 16
451. ERYTHROCEBUS BAUMSTARKI .....	" III, 17

## SUBFAMILY II. COLOBINÆ.

## GENUS A. PYGATHRIX.

PYGATHRIX E. Geoff., Ann. Mus. Hist. Nat. Paris, XIX,

1812, p. 90. Type *Simia nemæus* Linnæus.

## SUBGENUS LOPHOPITHECUS.

452. PYGATHRIX MELANOLOPHA .....	Vol. III, 32
453. PYGATHRIX NOBILIS .....	" III, 34
454. PYGATHRIX RUBICUNDA .....	" III, 35
455. PYGATHRIX CARIMATÆ .....	" III, 38

## SUBGENUS CORYPITHECUS.

456. PYGATHRIX FRONTATA .....	" III, 38
457. PYGATHRIX NUDIFRONS .....	" III, 40
458. PYGATHRIX CRUCIGER .....	" III, 41

	PAGE
459. PYGATHRIX CHRYSOMELAS .....	Vol. III, 42
460. PYGATHRIX SUMATRANA .....	" III, 43
461. PYGATHRIX BATUANA .....	" III, 44
462. PYGATHRIX PERCURA .....	" III, 44
463. PYGATHRIX FEMORALIS .....	" III, 45
464. PYGATHRIX MELAMERA .....	" III, 47
465. PYGATHRIX BARBEI .....	" III, 48
466. PYGATHRIX HOLOTOPHREA .....	" III, 49
467. PYGATHRIX PHAYREI .....	" III, 49
468. PYGATHRIX FLAVICAUDA .....	" III, 50
469. PYGATHRIX ROBINSONI .....	" III, 51
470. PYGATHRIX OBSCURA .....	" III, 52
471. PYGATHRIX CARBO .....	" III, 54
472. PYGATHRIX SANCTORUM .....	" III, 55
473. PYGATHRIX NUBIGENA .....	" III, 55
474. PYGATHRIX DILECTA .....	" III, 56
475. PYGATHRIX NATUNÆ .....	" III, 57
476. PYGATHRIX RHIONIS .....	" III, 58
477. PYGATHRIX CANA .....	" III, 58
478. PYGATHRIX SIAMENSIS .....	" III, 59
479. PYGATHRIX CATAMANA .....	" III, 60
480. PYGATHRIX AYGULA .....	" III, 60
481. PYGATHRIX FUSCOMURINA .....	" III, 62
482. PYGATHRIX SABANA .....	" III, 63
483. PYGATHRIX EVERETTI .....	" III, 63
484. PYGATHRIX HOSEI .....	" III, 64
485. PYGATHRIX THOMASI .....	" III, 65
486. PYGATHRIX POTENZIANI .....	" III, 67
487. PYGATHRIX FRANÇOISI .....	" III, 68

## SUBGENUS PRESBYPITHECUS.

488. PYGATHRIX CEPHALOLOPTERA .....	Vol. III, 68
489. PYGATHRIX C. MONTICOLA .....	" III, 71
490. PYGATHRIX SENEX .....	" III, 71
491. PYGATHRIX JOHNI .....	" III, 72
492. PYGATHRIX URSINA .....	" III, 74

## SUBGENUS TRACHYPITHECUS.

493. PYGATHRIX AURATA .....	Vol. III, 75
494. PYGATHRIX CRISTATA .....	" III, 79

	PAGE
495. PYGATHRIX C. PULLATA .....	Vol. III, 80
496. PYGATHRIX ULTIMA .....	" III, 81
497. PYGATHRIX MARGARITA .....	" III, 81
498. PYGATHRIX GERMAINI .....	" III, 82
499. PYGATHRIX CREPUSCULA .....	" III, 84
500. PYGATHRIX C. WROUGHTONI .....	" III, 85

## SUBGENUS SEMNOPITHECUS.

501. PYGATHRIX ENTELLUS .....	Vol. III, 86
502. PYGATHRIX ALBIPES .....	" III, 91
503. PYGATHRIX SCHISTACEUS .....	" III, 92
504. PYGATHRIX LANIA .....	" III, 93
505. PYGATHRIX PILEATA .....	" III, 94
506. PYGATHRIX HYPOLEUCA .....	" III, 95
507. PYGATHRIX PRIAMUS .....	" III, 96

## SUBGENUS PYGATHRIX.

508. PYGATHRIX NEMÆUS .....	Vol. III, 98
509. PYGATHRIX NIGRIPES .....	" III, 100

## GENUS RHINOPITHECUS.

RHINOPITHECUS A. Milne-Ed., Recherch. Mamm., 1872,  
p. 233, pls. XXXVI, XXXVII. Type *Rhinopithecus*  
*roxellanæ* A. Milne-Edwards.

510. RHINOPITHECUS ROXELLANÆ .....	Vol. III, 102
511. RHINOPITHECUS BIETI .....	" III, 103
512. RHINOPITHECUS BRELICHI .....	" III, 105
513. RHINOPITHECUS AVUNCULUS .....	" III, 106

## GENUS SIMIAS.

SIMIAS Miller, Misc. Coll. Smith. Inst. Wash., 1903. Type  
*Simias concolor* Miller.

514. SIMIAS CONCOLOR .....	Vol. III, 109
----------------------------	---------------

## GENUS NASALIS.

NASALIS E. Geoff., Ann. Mus. Hist. Nat. Paris, XIX, 1812,  
p. 90. Type *Cercopithecus larvatus* Wurm.

515. NASALIS LARVATUS .....	Vol. III, 111
-----------------------------	---------------

## GENUS COLOBUS.

COLOBUS Illig., Prodr. Syst. Mamm. et Av., 1811, p. 69.  
Type *Simia polycomus* Schreber.

## SUBGENUS PROCOLOBUS.

516. COLOBUS VERUS ..... Vol. III, 122

## SUBGENUS TROPICOLOBUS.

	PAGE
517. COLOBUS RUFOMITRATUS .....	Vol. III, 123
518. COLOBUS TEPHROSCELES .....	" III, 124
519. COLOBUS NIGRIMANUS .....	" III, 125
520. COLOBUS ELLIOTI .....	" III, 126
521. COLOBUS PREUSSI .....	" III, 127
522. COLOBUS KIRKI .....	" III, 128
523. COLOBUS BOUVIERI .....	" III, 128
524. COLOBUS THOLLONI .....	" III, 129
525. COLOBUS TEMMINCKI .....	" III, 130
526. COLOBUS FOAI .....	" III, 130
527. COLOBUS GRAUERI .....	" III, 132
528. COLOBUS OUSTALETI .....	" III, 132

## SUBGENUS PILIOCOLOBUS.

529. COLOBUS FERRUGINEUS .....	Vol. III, 133
530. COLOBUS FULIGINOSUS .....	" III, 134
531. COLOBUS RUFONIGER .....	" III, 136
532. COLOBUS PENNANTI .....	" III, 136
533. COLOBUS GODONORUM .....	" III, 137

## SUBGENUS STACHYCOLOBUS.

534. COLOBUS SATANAS .....	Vol. III, 138
535. COLOBUS RUWENZORI .....	" III, 138
536. COLOBUS VELLEROSUS .....	" III, 139
537. COLOBUS POLYCOMUS .....	" III, 140
538. COLOBUS PALLIATUS .....	" III, 141
539. COLOBUS SHARPEI .....	" III, 142
540. COLOBUS ANGOLENSIS .....	" III, 143
541. COLOBUS ABYSSINICUS .....	" III, 143
542. COLOBUS OCCIDENTALIS .....	" III, 144
543. COLOBUS POLIURUS .....	" III, 145
544. COLOBUS CAUDATUS .....	" III, 146
545. COLOBUS GALLARUM .....	" III, 148

## FAMILY HYLOBATIDÆ.

## GENUS HYLOBATES.

HYLOBATES Illig., Prodr. Syst. Mamm. et Av., 1811, p. 67.

Type *Homo lar* Linnæus.

		PAGE
546.	HYLOBATES NASUTUS .....	Vol. III, 155
547.	HYLOBATES HOOLOCK .....	" III, 156
548.	HYLOBATES LAR .....	" III, 161
549.	HYLOBATES HENRICI .....	" III, 165
550.	HYLOBATES LEUCOGENYS .....	" III, 165
551.	HYLOBATES GABRIELLI .....	" III, 166
552.	HYLOBATES LEUCISCUS .....	" III, 166
553.	HYLOBATES AGILIS .....	" III, 168
554.	HYLOBATES PILEATUS .....	" III, 170
555.	HYLOBATES CONCOLOR .....	" III, 171
556.	HYLOBATES FUNEREUS .....	" III, 174
557.	HYLOBATES FUSCUS .....	" III, 175

## GENUS SYMPHALANGUS.

SYMPHALANGUS Glog., Hand. u. Hilfsb., I, 1841, pp.

XXVII, 34. Type *Pithecus syndactylus* Desmarest.

558.	SYMPHALANGUS SYNDACTYLUS .....	Vol. III, 177
559.	SYMPHALANGUS S. CONTINENTIS .....	" III, 179
560.	SYMPHALANGUS KLOSSI .....	" III, 180

## FAMILY PONGIIDÆ.

## GENUS PONGO.

PONGO Lacépède., Tabl. Mamm., 1799, p. 4. Type *Pongo*

*borneo* Lacépède., = *Simia pygmæus* Hoppius.

561.	PONGO PYGMÆUS .....	Vol. III, 192
562.	PONGO ABELII .....	" III, 194

## GENUS GORILLA.

GORILLA I. Geoff., Compt. Rend., XXXIV, 1852, p. 84.

Type *Troglodytes gorilla* Wyman.

563.	GORILLA GORILLA .....	Vol. III, 213
564.	GORILLA G. MATSCHIE .....	" III, 218



	PAGE
565. GORILLA G. DIEHLI .....	Vol. III, 218
566. GORILLA G. JACOBI .....	" III, 219
567. GORILLA G. CASTANEICEPS .....	" III, 220
568. GORILLA G. ——— ? .....	" III, 220
569. GORILLA G. ——— ? .....	" III, 222
570. GORILLA BERINGERI .....	" III, 223

## GENUS PSEUDOGORILLA.

PSEUDOGORILLA Elliot Rev. Primates, 1912, p. 224. Type  
*Gorilla Mayema* Alix et Bouvier.

571. PSEUDOGORILLA MAYEMA ? .....	Vol. III, 225
-----------------------------------	---------------

## GENUS PAN.

PAN Oken, Lehrb. Naturg., 3 Theil, Zool., 2te Abth., 1816,  
pp. XI, 1230. Type *Simia satyrus* Linn.

572. PAN-CALVUS .....	Vol. III, 234
573. PAN FULIGINOSUS .....	" III, 240
574. PAN SATYRUS .....	" III, 241
575. PAN KOOLOO-KAMBA .....	" III, 242
576. PAN LEUCOPRYMNUS .....	" III, 244
577. PAN CHIMPANSE .....	" III, 245
578. PAN SCHWEINFURTHI .....	" III, 245
579. PAN S. MARUNGENSIS .....	" III, 248
580. PAN AUBRYI .....	" III, 249
581. PAN VELLEROSUS .....	" III, 250
582. PAN FUSCUS .....	" III, 251
583. PAN ——— ? ex Basho, northwestern Cameroon	" III, 252
584. PAN ——— ? ex Dunne, interior of southern Cameroon .....	" III, 252
585. PAN ——— ? ex Lomie, interior of Cameroon..	" III, 253

## GEOGRAPHICAL DISTRIBUTION OF THE SPECIES

By drawing a line across the American Continent north of Mexico, then passing to the east across the Atlantic and southward around the Cape of Good Hope, (leaving the African Continent to the north), then by Wallace's line between the Indian and Papuan divisions of the Malay Archipelago, (the boundary going between Formosa and the Philippines), and then south and east to the Samoan Archipelago,

Huxley has divided the globe into a northern and southern portion called respectively Arctogæa and Notogæa. North of this line in the Nearctic Region no species of the Primates dwells, while in the Eastern Hemisphere only those species belonging to certain islands of the Australian Region are found to the south and east of it. Beginning with the Old World, so called, we find that both Suborders are represented, LEMUROIDEA being entirely absent from the Western Hemisphere. The species of this Suborder are found in the Malagasy Subregion of the East and West African Subregions, and the Indian and Ceylonese Subregions of the Oriental Region. The Island of Madagascar contains nearly one half of the number of the species comprised in the following genera: DAUBENTONIA, CHEIROGALE, MICROCEBUS, MIXOCEBUS, ALTILILEMUR, LEPIDOLEMUR, MYOXICEBUS, LEMUR, LICHANOTUS, PROPITHECUS, and INDRIS, embracing altogether forty-three species and subspecies out of the one hundred and six belonging to the Suborder. The East African Subregion has one species of PERODICTICUS, *P. IBEANUS* in the Kakamega forest; and eighteen species and subspecies of GALAGO and HEMIGALAGO are found in the East African Subregion, ranging from the vicinity of the White Nile below Khartoum to Mashonaland on the south up to an elevation of 5,000 feet. These are *G. DUNNI*; *G. SENNAARIENSIS*; *G. GALLARUM*; *G. HINDSI*; *G. KIKUYUENSIS*; *G. LASIOTIS*; *H. THOMASI*; *G. BRACCATUS*; *G. braccatus albipes*; *G. PANGANIENSIS*; *G. BADIUS*; *G. ZANZIBARICUS*; *G. CRASSICAUDATUS*; *G. KIRKI*; *G. MOSAMBICUS*; *G. NYASSÆ*; *G. SENEGALENSIS*; and *G. MONTIERI*. In the West African Subregion are *G. SENEGALENSIS*; *G. PUPULUS*; *G. a. cameronensis*; *G. ELEGANTULUS*; *G. a. batesi*; *G. ANOMURUS*; *G. DEMIDOFFI*; and *G. demidoffi poensis*, and six others. In the South African Subregion are *G. NYASSÆ* and *G. GRANTI*. The locality of *G. e. apicalis* is unknown.

In the Indian Subregion of the Oriental Region one species of LORIS, *L. LYDEKKERIANUS*; and one of NYCTICEBUS, *N. COUCANG* are found, while the Ceylonese subregion has *LORIS TARDIGRADUS*. The Indo-Chinese Subregion has four species of NYCTICEBUS: *N. PYGMÆUS*; *N. TENASSERIMENSIS*; *N. MALAIANUS*; and *N. CINEREUS*; and the Indo-Malay Subregion contains seven species of the same genus, viz.: the one last named together with *N. HILLERI*; *N. BANCANUS*; *N. JAVANICUS*; *N. BORNEANUS*; *N. NATUNÆ*; and *N. MENAGENSIS*.

The members of the Suborder ANTHROPOIDEA are widely distributed over the Old World and are found in all its Zoogeographical divisions excepting the Polynesian and New Zealand subregions. The Ethiopian region is the richest in its number of Primates of all the

divisions into which the Globe has been partitioned. It has already been shown that it contains most of the LEMUROIDEA, and now it will be seen that a large proportion of the ANTHROPOIDEA are also found within its limits, the great continent of Africa being responsible for most of the species. PAPIO is the first genus of the ANTHROPOIDEA to be considered, and, in the East African Subregion of this Region, it contains twelve species distributed throughout its length from north to south, Nubia, to Lake Nyassa. They are P. CYNOCEPHALUS; P. HEUGLINI; P. DOGUERA; P. NEUMANNI; P. IBEANUS; P. TESSELLATUM; P. FURAX; P. PRUINOSUS; P. STREPITUS; P. HAMADRYAS; *P. h. arabicus* from Southern Arabia; and P. BROCKMANI. The West African Subregion has P. NIGERLÆ; P. PAPIO; P. SPHINX; P. LEUCOPHÆUS; P. YOKOENSIS; and P. PLANIROSTRIS; while the South African Subregion has but one species P. PORCARIUS.

THEROPITHECUS has but two species, T. GELADA, and T. OBSCURUS; both natives of Abyssinia in the East African Subregion. CYNOPITHECUS and MAGUS take us into the Austro-Malayan Subregion of the Australian Region, where, in Celebes, and the small islands of Menado-tue, Batchian, Muna and Butan, and doubtfully in the Aru Islands, the few species of these genera are found. The next genus in the order adopted is SIMIA, with its single species of S. SYLVANUS found in the southwestern part of the Mediterranean Subregion, in Morocco and Algiers, whence it was introduced on the Rock of Gibraltar. PITHECUS, with its many species, is dispersed over all the recognized Zoogeographical Regions of the Old World except the Australian. Beginning with the Palæarctic Region in the Siberian Subregion, Thibet possesses three species, P. VESTITUS; P. LASIOTIS; and P. THIBETANUM; and one from Cashmere, P. VILLOSUS; and P. FUSCATUS from Japan. The next is the Oriental Region, and in the Indian and Ceylonese Subregions four species are found, P. RHESUS; P. SINICUS; P. ALBIBARBATUS; and P. PILEATUS. In the Indo-Chinese Subregion fifteen species are met with, P. ASSAMENSIS, and this Macaque goes as far to the west, in the Himalaya range of the Indian Subregion, as Masuri; P. SPECIOSUS; (this species found also in Borneo), P. NEMESTRINUS; P. IRUS; P. ANDAMANENSIS; P. RUFESCENS; P. ADUSTUS; P. INSULANS; P. VITIIS; P. HARMANDI; P. BREVICAUDUS; P. SANCTI-JOHNANNIS; P. CYCLOPSIS; P. VALIDUS; and P. LITTORALIS. The Indo-Malayan Subregion of this region contains twenty-six species dispersed through the lower Malayan Peninsula and the numerous islands of the various Archipelagoes. They are P. CAPITALIS; P. FASCICULARIS; P. NEMESTRINUS; P. UMBROSUS; P. FUSCUS; P. PHÆURUS;

P. AGNATUS; P. LAPSUS; P. ALACER; P. MORDAX; P. RESIMUS; P. BAWEANUS; P. CUPIDUS; P. PAGENSIS; P. LINGÆ; P. IMPUDENS; P. KARI-MONI; P. BINTANGENSIS; P. DOLLMANI; P. PUMILLUS; P. MANDIBULARIS; P. LAUTENSIS; P. LINGUNGENSIS; P. SIRHASSENENSIS; P. CARIMATÆ; and P. LÆTUS, and those of the Philippine and Sulu islands.

CERCOCEBUS is an African genus exclusively confined to the Ethiopian Region. In East Africa from the Tana River to Uganda and the Upper Congo four species are found: *C. GALERITUS*; *C. a. johnstoni*; *C. CHRYSOGASTER*; and *C. HAGENBECKI*; and West Africa has the remaining species, six in all, ranging from Sierra Leone to the Lower Congo: *C. ÆTHIOPS*; *C. LUNULATUS*; *C. TORQUATUS*; *C. ATERIMUS*; *C. ALBIGENA*; *C. a. zenkeri*; and *C. AGILIS*.

The genus RHINOSTIGMA contains but one species, *R. HAMLYNI*, from the Ituri Forest, East Africa, apparently a link between the last genus and the one succeeding, and remarkable for the shape of its face, (which is similar to that of a Barn-Owl), and the mark over the nose from forehead to upper lip, and the small fifth cusp on the last lower molar.

The great genus LASIOPYGA, containing the largest number of species of all those included in the Order Primates, succeeds RHINOSTIGMA. It is entirely confined to the Ethiopian Region, its members dispersed over the African Continent save along the Mediterranean littoral. The East African Subregion of the Ethiopian Region contains forty species and subspecies, *L. NEGLECTA* Schlegel, (nec Auct.); *L. GRISEOVIRIDIS*; *L. BOUTOURLINI*; *L. MATSCHIE*; *L. DJAMDJAMENSIS*; *L. HILGERTI*; *L. STUHLMANNI*; *L. AURORA*; *L. BUDGETTI*; *L. GRISEICTICTA*; *L. DOGGETTI*; *L. CARRUTHERSI*; *L. DENTI*; *L. SCHMIDTI*; *L. THOMASI*; *L. KANDTI*; *L. STAIRSI*; *L. NEUMANNI*; *L. CALLIDA*; *L. CENTRALIS*; *L. c. whytei*; *L. c. johnstoni*; *L. c. lutea*; *L. KOLBI*; *L. k. hindei*; *L. k. nubilis*; *L. RUFOVIRIDIS*; *L. RUBELLA*; *L. PYGERYTHRA*; *L. ALBIGULARIS*; *L. a. kinobotensis*; *L. a. rufilata*; *L. RUFITINCTA*; *L. OPISTHOSTICTA*; *L. LEUCAMPYX*; *L. MOLONEYI*; *L. FRANCESCÆ*; *L. SILACEA*; *L. SIGNATA*; and *L. PRINCEPS*. In the West African Subregion beginning in Senegambia is *L. CALLITRICHUS*; then follow going south, *L. CAMPBELLI*; *L. DIANA*; *L. BUTTIKOFERI*; *L. ROLOWAY*; *L. FANTIENSIS*; *L. BURNETTI*; *L. MONA*; *L. TANTALUS*; *L. t. alexandri*; *L. INSOLITA*; *L. PREUSSI*; *L. BRAZZÆ*; *L. NICTITANS*; *L. STICTICEPS*; *L. GRAYI*; *L. g. pallida*; *L. SIGNATA*; *L. PETRONELLÆ*; *L. SCLATERI*; *L. PETAURISTA*; *L. c. laglaizi*; *L. CEPHUS*; *L. CEPHODES*; *L. MARTINI*; *L. ERYTHROTIS*; *L. POGONIAS*; *L. p. nigripes*; *L. INSULARIS*; *L. ASCANIUS*; *L. WHITESIDI*; *L. PLUTO*; *L. CYNOSURA*; *L. WOLFI*; and *L. INSIGNIS*;

thirty-five in all. The South African Subregion has *L. ALBIGULARIS*; *L. RUFOVIRIDIS*; *L. a. beirensis*; *L. s. mosambicus*; *L. PYGERYTHRA*; and *L. LABIATA*; six species. Eight remain whose habitat is entirely unknown, *L. L'HOESTI*; *L. NIGRIVIRIDIS*; *L. INOBSERVATA*; *L. WERNERI*; *L. NIGRIGENSIS*; *L. ERYTHROGASTER*; *L. TEMMINCKI* and *L. ALBITORQUATA*.

*MIOPITHECUS* follows *LASIOPYGA*; indeed up to the present time its species were always included in the last genus. It has only two members, both natives of the East African Subregion of the Ethiopian Region, their range extending from Southern Cameroon to, and including, Angola. They are *M. TALAPOIN* and *M. ANSORGEI*.

*ERYTHROCEBUS* contains the long-legged reddish colored Guenons, heretofore included in *LASIOPYGA*. They are inhabitants of the Ethiopian Region, six being poliophæus of the East African Subregion, *E. PYRRHONOTUS*; *E. POLIOPHÆUS*; *E. ALBIGENIS*; *E. FORMOSUS*; *E. WHYTEI*; and *E. BAUMSTARKI*. Five are inhabitants of the West African Subregion, *E. PATAS*; *E. KERSTINGI*; *E. ZECKI*; *E. LANGELDI*; and *E. SANNIO*. The locality of one species, *E. CIRCUMCINCTUS*, is unknown.

We now come to *PYGATHRIX* one of the largest genera of the *ANTHROPOIDEA*. Its members are natives of the Palæarctic and Oriental Regions. Two species only are found in the first of these, *P. SCHISTACEUS* and *P. LANIA*. In the Indian Subregion of the Oriental Region is found but one species, *P. ENTELLUS*. In the Ceylonese Subregion seven species are met with: *P. CEPHALOLOPTERA*; *P. c. monticola*; *P. SENEX*; *P. JOHNI*; *P. URSINA*; *P. HYPOLEUCA*; and *P. PRIAMUS*. In the Indo-Chinese Subregion of this Region are found eight species: *P. PILEATA*; *P. FRANÇOISI*; *P. CREPUSCULA*; *P. c. wroughtoni*; *P. MARGARITA*; *P. GERMAINI*; *P. NEMÆUS*; and *P. NIGRIPES*. The Indo-Malayan Subregion contains the remaining species: *P. MELANOLOPHA*; *P. NOBILIS*; *P. RUBICUNDA*; *P. CARIMATÆ*; *P. FRONTATA*; *P. HOSEI*; *P. THOMASI*; *P. POTENZIANI*; *P. AURATA*; *P. CRISTATA*; *P. c. pullata*; *P. ULTIMA*; *P. ALBIPES*; *P. NUDIFRONS*; *P. CRUCIGER*; *P. CHRYSOMELAS*; *P. SUMATRANA*; *P. BATUANA*; *P. PERCURA*; *P. FEMORALIS*; *P. MELAMERA*; *P. BARBEI*; *P. PHAYREI*; *P. FLAVICAUDA*; *P. ROBINSONI*; *P. OBSCURA*; *P. CARBO*; *P. SANCTORUM*; *P. NUBIGENA*; *P. DILECTA*; *P. NATUNÆ*; *P. RHIONIS*; *P. CANA*; *P. SIAMENSIS*; *P. CATEMANA*; *P. AYGULA*; *P. FUSCO-MURINA*; *P. SABANA*; and *P. EVERETTI*. *P. HOLOTOPHREA* is the only one whose locality is unknown.

*RHINOPITHECUS* is a small genus with four known species, belonging to the Siberian and Manchurian Subregions of the Palæarctic

Region; and go as far as Tonkin and eastern Thibet. They are *R. ROXELLANÆ*; *R. BIETI*; *R. BERLICHII*, and *R. AVUNCULUS*. *SIMIAS* and *NASALIS* each with a single species are natives of the islands of South Pagi and Borneo respectively of the Indo-Malayan Subregion of the Oriental Region. *COLOBUS* is a genus of the Ethiopian Region its members being entirely restricted to the Continent of Africa, the greatest number of species dwelling in the East African Subregion, and ranging from Abyssinia to Nyassaland and from Gambia to Angola. In the East African Subregion fifteen species are found, which, beginning with the most northern are as follows: *C. ABYSSINICUS*; *C. POLYURUS*; *C. GALLARUM*; *C. ELLIOTI*; *C. TEPHROSCELES*; *C. RUWENZORI*; *C. CAUDATUS*; *C. RUFOMITRATUS*; *C. PALLIATUS*; *C. KIRKI*; *C. GRAUERI*; *C. SHARPEI*; *C. GODONORUM*; and *C. ANGOLENSIS*. In the West African Subregion are *C. BOUVIERI*; *C. FULIGINOSUS*; *C. VELLEROSUS*; *C. SATANAS*; *C. FERRUGINEUS*; *C. RUFO-NIGER*; *C. VERUS*; *C. a. occidentalis*; *C. PREUSSI*; *C. POLYCOMUS*; and *C. PENNANTI*. Four species are found in Central Africa, and *C. TEMMINCKI*'s habitat is unknown.

*HYLOBATES* or Gibbons are natives of two of the recognized Zoogeographical Regions, the Indian and the Oriental. Of the first of these in the Indo-Chinese Subregion are *H. HOOLOCK*; *H. LAR*; *H. LEUCOGENYS*; *H. GABRIELLI*; *H. HENRICI*; *H. PILEATUS*; and *H. NASUTUS*. In the Indo-Malayan Subregion are *H. LAR*; *H. AGILIS*; *H. LEUCISCUS*; *H. CONCOLOR*; *H. FUNEREUS*; and *H. FUSCUS*; the last two being of doubtful validity. The other genus of Gibbons *SYMPHALANGUS* has *S. SYNDACTYLIS*, with one rather doubtful subspecies, *S. s. continentis*; and *S. KLOSSI*; all in the Indo-Malay Subregion of the Indian Region. We now reach the *PONGIIDÆ* containing the great Apes, the remaining members of the Primates. *PONGO* the first genus has one species, *P. PYGMÆUS*, (a second being doubtfully possible *P. ABELII*), from the great islands of Borneo and Sumatra in the Indo-Malay Subregion of the Indian Region. The second genus *GORILLA* has all its members save one in the West African Subregion of the Ethiopian Region. These are *G. GORILLA*; *G. g. castaneiceps*; *G. g. matschie*; *G. g. jacobi*; and *G. g. diehli*. In the East African Subregion *G. BERINGERI* is found in the German Protectorate, in all, two species and four subspecies. Of the majority of these it must be said that they are very doubtfully separable from *G. GORILLA*, all the knowledge we have of them having been gathered from very insufficient material.

PSEUDOGORILLA has one species *P. MAYEMA?* from the Congo forest.

The last genus of the Primates of the Old World is PAN embracing the Chimpanzees. Fifteen species are tentatively acknowledged in this work, but we are without sufficient information regarding them, and their validity is in almost as great uncertainty as is that of some of the species of the genus GORILLA. The ranges of these different species are either not known at all, or very imperfectly, and the greater number of forms are found in the West African Subregion from Sierra Leone to the Gaboon. In this comparatively restricted district of the African Continent all the species of Chimpanzees, save two, so far as is known, are to be met with. They are *P. CALVUS*; *P. FULIGINOSUS*; *P. SATYRUS*; *P. KOOLOO-KAMBA*; *P. LEUCOPRYMNUS*; *P. PYGMÆUS*; *P. CHIMPANSE*; *P. AUBRYI*; *P. VELLEROSUS*; and *P. FUSCUS*. All these are found in Gaboon and Cameroon, save two, *P. VELLEROSUS* absent from Gaboon, and *P. SATYRUS* not found in Cameroon. In the East African Subregion two species only are known to dwell, *P. SCHWEINFURTHI* in the Nyam-nyam country, and *P. s. marungensis* from the vicinity of the Albert Nyanza, and in the Congo forest.

In Neogea, embracing the Western Hemisphere, we find the Primates are represented in the Neotropical region only, and Mexico contains the forms that reach the highest northern limit. Here is found a subspecies of ALOUATTA, *A. p. mexicana* in the State of Vera Cruz, and one species of ATELEUS, *A. PAN*. Two species are found in Guatemala, ALOUATTA VILLOSA; and ATELEUS PAN. Nicaragua has five species of Primates, one, AOTUS RUFIPES, (but doubtfully a resident of that State); ALOUATTA PALLIATA; ATELEUS GEOFFROYI; *A. ATER*: and CEBUS CAPUCINUS. Costa Rica is represented by two species of different genera ÆDIPOMIDAS GEOFFROYI; and SAIMIRI CÆRSTEDI; both also met with in Panama; and on Coiba Island in the Bay of Panama *Alouatta p. coibensis* is found. On the Island of Trinidad ALOUATTA INSULANUS is met with. On the continent of South America beginning with the Guianas, Brazilian Subregion, five species are found in all: SAIMIRI SCIURUS; AOTUS TRIVIRGATUS; ALOUATTA MACCONNELLI; ATELEUS PANISCUS; and CEBUS APELLA; some of these having a wide distribution in South America. French Guiana possesses besides the species just named, CERCOPITHECUS RUFIMANUS and PITHECIA CAPILLIMENTOSA; and British Guiana has four additional, CERCOPITHECUS MIDAS; PITHECIA SATANAS; *P. CHIROPOTES*; and CEBUS CASTANEUS. Dutch Guiana has also CERCOPITHECUS MIDAS. Venezuela has eight species of Primates: CERCOPITHECUS URSULUS; CALLICEBUS TOR-

QUATUS; SAIMIRI SCIUREUS; S. CASSIQUIARENSIS; ALOUATTA URSINA; ATELEUS VARIEGATUS; A. BEELZEBUTH; and CEBUS APICULATUS. Brazil with its immense extent of territory and vast forests contains the greatest proportion of the American Primates. It has two SENIOCEBUS, S. BICOLOR and S. MARTINSI; one CERCOPITHECUS URSULUS; nine LEONTOCEBUS; L. CHRYSOMELAS; L. ROSALIA; L. CHRYSOPYGUS; L. MYSTAX; L. NIGRICOLLIS; L. IMPERATOR; L. NIGRIFRONS; L. LABIATUS; and L. THOMASI. Of CALLITHRIX, it has thirteen species: C. SANTAREMENSIS; C. JACCHUS? C. ALBICOLLIS; C. HUMERALIFER; C. PENICILLATA; C. *p. jordani*; C. LEUCOCEPHALA; C. ARGENTATA; C. AURITA; C. FLAVICEPS; C. CHRYSOLEUCA; C. PYGMÆA; and C. LEUCOPUS. CALLICEBUS is represented by three species: C. EMILIÆ; C. TORQUATUS; and C. AMICTUS. AOTUS has five species: A. TRIVIRGATUS; A. ROBERTI; A. INFULATUS; A. MIRIQUOUINA; and A. VOCIFERANS. ALOUATTA gives three species: A. BEELZEBUL; A. CARAYA; and A. JUARA; while PITHECIA has six: P. SATANAS; P. CHIROPOTES; P. ALBICANS; P. CHRYSOCEPHALA; P. ALBINASA; and P. MONACHA. CACAJO is entirely Brazilian and all its three species are found within that territory. ATELEUS appears to be represented by only three species: A. MARGINATUS; A. VARIEGATUS; and A. PANISCUS. The single species of BRACHYTELEUS is a native of Brazil; and LAGOTHRIX has four species: L. LAGOTRICHIA; L. CANA; L. UBERICOLA; and L. THOMASI. CEBUS has eight species inhabiting Brazil, C. VARIEGATUS; C. UNICOLOR; C. MACROCEPHALUS; C. VERSUTA; C. LIBIDINOSUS; C. CIRRIFER; C. CALIGINOSUS; C. AZARÆ; and three doubtful, their exact localities being unknown, C. CRASSICEPS; C. VELLEROSUS; and C. FRONTATUS.

On the western side of the Continent, Colombia contains sixteen of the species of Primates, one SENIOCEBUS METICULOSUS; one ÆDIPOMIDAS SALAQUIENSIS; one SAIMIRI SCIUREUS; three AOTUS; A. VOCIFERANS; A. GRISEIMEMBRA; and A. LANIUS; one ALOUATTA; A. SENICULUS; four ATELEUS; A. GEOFFROYI; A. ATER; A. RUFIVENTER; and A. HYBRIDUS. LAGOTHRIX has but one species LAGOTRICHIA. CEBUS has four and one subspecies: C. FLAVUS; C. CHRYSOPUS; C. MALITIOSUS; C. *c. nigripectus*; and C. FATUELLUS. Ecuador, the next State, has twelve species: SAIMIRI MADEIRÆ; and S. MACRODON; AOTUS GULARIS; and A. MICRODON; ALOUATTA ÆQUATORIALIS; PITHECIA MONACHA; ATELEUS PANISCUS; LAGOTHRIX INFUMATA; L. LUGENS; and CALLICEBUS has C. CUPREUS; C. PÆNULATUS; and C. LEUCOMETOPA. Peru has nineteen species: CALLICEBUS TORQUATUS; C. AMICTUS; C. PERSONATUS; C. CUPREUS; and C. SUBRUFUS. SAIMIRI B. NIGRICEPS; and S. MACRODON; four AOTUS: A. TRIVIRGATUS; A. NIGRICEPS; A. SENEX; and A. OSERYI.



*Alouatta* has but one species *URSINA*; *PITHECIA* two, *P. SATANAS*; and *P. MONACHA*; *ATELEUS* one, *VARIEGATUS*. *LAGOTHRIX* also one, *LAGOTRICHIA*; and *CEBUS* three, *C. a. pallidus*; *C. u. cuscinus*; and *C. f. peruanus*. In Bolivia, the last portion of South America in which Primates occur, four species are found: *CALLICEBUS DONACOPHILUS*; *SAIMIRI USTUS*; *AOTUS BOLIVIENSIS*; and *ALOUATTA SARA*. From the above recapitulation it will be seen that the Brazilian Subregion is the home of the Primates in the New World. Every genus save one, *ÆDIPOMIDAS*, is represented within its boundaries, and two, *CACAJAO* and *BRACHYTELEUS* are not found elsewhere. On the eastern border of the Neotropical region no Primate is found below the southern limit of the Brazilian Subregion, but on the western side the Order has its representatives in Peru and Bolivia of the Chilian Subregion.

The geographical distribution of each species, so far as known, is shown in the following list.

#### LEMUROIDEA.

##### DAUBENTONIIDÆ.

##### DAUBENTONIA.

##### *Range of the Genus.*

##### ETHIOPIAN REGION.

##### *Range of the Species.*

1. *DAUBENTONIA MADAGASCARIENSIS*. Island of Madagascar on the east coast from the Bay of Antongil to Mehanoro.

##### TARSIIDÆ.

##### TARSIVS.

##### *Range of the Genus.*

##### ORIENTAL AND AUSTRALIAN REGIONS.

##### *Range of the Species.*

2. *TARSIVS PHILIPPINENSIS*. Island of Samar, Philippine Archipelago.
3. *TARSIVS FRATERCULUS*. Island of Bohol, Philippine Archipelago.

4. TARSIVS SANGHIRENSIS. Island of Sanghir, Philippine Archipelago.
5. TARSIVS SALTATOR. Billiton Island, Indo-Malayan Archipelago.
6. TARSIVS BORNEANUS. Island of Borneo, Indo-Malayan Archipelago.
7. TARSIVS BANCANUS. Island of Java, Indo-Malayan Archipelago.
8. TARSIVS FUSCUS. Island of Celebes, Austro-Malayan Archipelago.

## NYCTICIBIDÆ.

## LORIS.

*Range of the Genus.*

## ORIENTAL REGION.

*Range of the Species.*

9. LORIS TARDIGRADUS. Island of Ceylon.
10. LORIS LYDEKKERIANUS. Southern India, Madras and possibly on the west coast near Ratnageri.

## NYCTICEBUS.

*Range of the Genus.*

## ORIENTAL REGION.

*Range of the Species.*

11. NYCTICEBUS BORNEANUS. Sakaïam River, Sanggan district, West Borneo.
12. NYCTICEBUS BANCANUS. Klabat Bay, Island of Banka.
13. NYCTICEBUS TENASSERIMENSIS. Tenasserim, Malay Peninsula.
14. NYCTICEBUS COUCANG. Bengal, Upper Burma, possibly Annam.
15. NYCTICEBUS CINEREUS. Siam, Cochin China.
16. NYCTICEBUS JAVANICUS. Island of Java.
17. NYCTICEBUS NATUNÆ. Natuna Islands, Malayan Archipelago.
18. NYCTICEBUS MALAIANUS. Arakan to Tringanu, Lower Siam; coast region of Sumatra.
19. NYCTICEBUS HILLERI. Island of Sumatra.
20. NYCTICEBUS MENAGENSIS. Philippine Archipelago.
21. NYCTICEBUS PYGMÆUS. Annam.

## ARCTOCEBUS.

*Range of the Genus.*

## ETHIOPIAN REGION.

*Range of the Species.*

22. ARCTOCEBUS CALABARENSIS. Old Calabar, West Africa.
23. ARCTOCEBUS AUREUS. French Congo, West Africa.

## PERODICTICUS.

*Range of the Genus.*

## ETHIOPIAN REGION.

*Range of the Species.*

24. PERODICTICUS POTTO. Sierra Leone to the Gold Coast.
25. PERODICTICUS JU-JU. Nigeria.
26. PERODICTICUS IBEANUS. Kakamega forest, near Mt. Elgon  
British East Africa.
27. PERODICTICUS FAUSTUS. Central Congo, Africa.
28. PERODICTICUS EDWARDSI. Cameroon to French Congo, West  
Africa.

## GALAGO.

*Range of the Genus.*

## ETHIOPIAN REGION.

*Range of the Species.*

29. GALAGO CRASSICAUDATUS. East Africa and Island of Zanzibar.
30. GALAGO ZULUENSIS. Zululand, East Africa.
31. GALAGO PANGANIENSIS. Pangani River, East Africa.
32. GALAGO GARNETTI. Natal, East Africa.
33. GALAGO BADIUS. Ugalla River, German East Africa.
34. GALAGO MONTEIRI. Middle Coast, Cuio Bay to Angola, West  
Africa.
35. GALAGO KIRKI. Nyassaland, Mozambique.
36. GALAGO LASIOTIS. East Africa.

37. GALAGO HINDSI. Katwi, Athi River, British East Africa.
38. GALAGO KIKUYUENSIS. Escarpment Station, British East Africa.
39. GALAGO ALLENI. Cameroon, Gaboon, and Island of Fernando Po, West Africa.
40. GALAGO ALLENI CAMERONENSIS. Cameroon, West Africa.
41. GALAGO ALLENI GABONENSIS. Gaboon, West Africa.
42. GALAGO ALLENI BATESI. Gaboon, West Africa.
43. GALAGO ZANZIBARICUS. Island of Zanzibar.
44. GALAGO TALBOTI. Southern Nigeria.
45. GALAGO GALLARUM. Boran-Galla country, East Africa.
46. GALAGO BRACCATUS. German East Africa.
47. GALAGO BRACCATUS ALBIPES. British East Africa.
48. GALAGO DUNNI. Somaliland, East Africa.
49. GALAGO NYASSÆ. Portuguese East Africa.
50. GALAGO GRANTI. Portuguese East Africa.
51. GALAGO SENEGALENSIS. Senegal, West Africa.
52. GALAGO SENNAARIENSIS. Sennaar, Ankole, west of the Victoria Nyanza, Nyassaland, East Africa.
53. GALAGO MOSAMBICUS. Tete, Mozambique, East Africa.
54. GALAGO PUPULUS. Nigeria, West Africa.
55. GALAGO ELEGANTULUS. Cameroon, West Africa.
56. GALAGO E. TONSOR. Spanish Guinea, West Africa.
57. GALAGO E. PALLIDUS. Southern Cameroon, Island of Fernando Po.
58. GALAGO E. APICALIS. Equatorial Africa. Locality unknown.

## HEMIGALAGO.

*Range of the Genus.*

## ETHIOPIAN REGION.

*Range of the Species.*

59. HEMIGALAGO DEMIDOFFI. Gold Coast to Great Basin of the Congo, West and Central Africa, Mombuttu, Equatorial Africa.
60. HEMIGALAGO D. POENSIS. Island of Fernando Po.
61. HEMIGALAGO ANOMURUS. French Congo, West Africa.
62. HEMIGALAGO THOMASI. Semliki River, Central Africa

## CHIROGALE.

*Range of the Genus.*

## ETHIOPIAN REGION.

*Range of the Species.*

63. CHIROGALE MAJOR. Eastern coast of Madagascar, Fort Dauphin to Tamatave, also in the lower wooded regions of Betsileo Province, and on the west coast from Tullare to Pasandava.
64. CHIROGALE MELANOTIS. North east coast of Madagascar.
65. CHIROGALE SIBREEI. East of Antananarivo, Madagascar.
66. CHIROGALE CROSSLEYI. Forests east of Antsianak, Madagascar.
67. CHIROGALE TRICHOTIS. Forests of Antsianak, Madagascar

## MICROCEBUS.

*Range of the Genus.*

## ETHIOPIAN REGION.

*Range of the Species.*

68. MICROCEBUS MURINUS. Betsileo Province to Fort Dauphin on the south east coast of Madagascar, and on the south west coast northerly from St. Augustine Bay.
69. MICROCEBUS MYOXINUS. West and south west coasts of Madagascar from Cape St. Vincent to Tullear on St. Augustine Bay.
70. MICROCEBUS COQUERELI. Island Africaina; west coast of Madagascar from Cape St. Vincent to Helville.
71. MICROCEBUS FURCIFER. Eastern coast of Madagascar, from Fort Dauphin on the south to Mt. Ambre on the north; and down west coast to Cape St. Vincent.

## MIXOCEBUS.

*Range of the Genus.*

## ETHIOPIAN REGION.

*Range of the Species.*

72. MIXOCEBUS CANICEPS. Island of Madagascar; locality unknown.

## INTRODUCTION

## ALTILILEMUR.

*Range of the Genus.*

## ETHIOPIAN REGION.

*Range of the Species.*

73. ALTILILEMUR MEDIUS. West coast of Madagascar.  
 74. ALTILILEMUR THOMASI. Fort Dauphin, south east coast of Madagascar.

## LEPIDOLEMUR.

*Range of the Genus.*

## ETHIOPIAN REGION.

*Range of the Species.*

75. LEPIDOLEMUR GLOBICEPS. "South west Madagascar."  
 76. LEPIDOLEMUR GRANDIDIERI. North west Madagascar.  
 77. LEPIDOLEMUR LEUCOPUS. South eastern Madagascar.  
 78. LEPIDOLEMUR MUSTELINUS. East coast of Madagascar; Fort Dauphin to Mt. Ambre.  
 79. LEPIDOLEMUR MICRODON. Eastern district of Betsileo Province, Madagascar.  
 80. LEPIDOLEMUR RUFICAUDATUS. South western Madagascar; Marinda to Masikora.  
 81. LEPIDOLEMUR EDWARDSI. North western Madagascar.

## MYOXICEBUS.

*Range of the Genus.*

## ETHIOPIAN REGION.

*Range of the Species.*

82. MYOXICEBUS GRISEUS. Eastern side of Betsileo Province; and northwest side to Ifasay, Madagascar.  
 83. MYOXICEBUS OLIVACEUS. Eastern coast of Madagascar from Betsileo Province; and north west parts to Ifasay.  
 84. MYOXICEBUS SIMUS. North east coast of Madagascar.

## LEMUR.

*Range of the Genus.*

## ETHIOPIAN REGION.

*Range of the Species.*

85. LEMUR MONGOS. South and south western portions of Betsileo Province, Central Madagascar. Province Anossi.
86. LEMUR CORONATUS. North eastern Madagascar from Bay de Diego to Vohemar.
87. LEMUR NIGRIFRONS. Islands of Madagascar and Mayotte.
88. LEMUR FULVUS. Northern part of Island of Madagascar.
89. LEMUR RUFIFRONS. West coast of Madagascar from Cape St. Vincent on the south to Baly on the north.
90. LEMUR RUBRIVENTER. Eastern coast of Madagascar from Teneriffe to Fort Dauphin; north east Betsileo Province, and southern Betsileo, confines of the Tonales of Ikongo.
91. LEMUR RUFUS. Southern Madagascar, River Tsidsibon to River Mangonka.
92. LEMUR ALBIFRONS. Eastern coast of Madagascar from Masindrano to Bay of Antongil.
93. LEMUR CINEREICEPS. Island of Madagascar. Locality not given.
94. LEMUR MACACO. North west Madagascar, Ifasay to Manaharana.
95. LEMUR NIGERRIMUS. North west Madagascar, Ifasay to Cape Ambre.
96. LEMUR CATTÀ. South and south western borders of Betsileo Province; Province Anossi.
97. LEMUR VARIEGATUS. North eastern Madagascar from Adanfrone to Cape Masoala at entrance of Antongil Bay; and interior to Bengoa.
98. LEMUR V. RUBER. Eastern Madagascar; from Bay of Antongil to Masindrano.

## LICHANOTUS.

*Range of the Genus.*

## ETHIOPIAN REGION.

*Range of the Species.*

99. LICHANOTUS LANIGER. Eastern coast of Madagascar; and the Bay of Pessandava on the west coast. St. Mary's Island.

## PROPITHECUS.

*Range of the Genus.*

## ETHIOPIAN REGION.

*Range of the Species.*

100. PROPITHECUS DIADEMA. Northeast Madagascar between the rivers Lokoy and Bemarivo.
101. PROPITHECUS D. EDWARDSI. South eastern coast of Madagascar from the Masora River to the Taraouny; and the forests of the interior near Fienerentova.
102. PROPITHECUS D. SERICEUS. Narrow belt of forest between the rivers Lokoy and Bemarivo, on eastern side of the mountains in north eastern Madagascar.
103. PROPITHECUS VERREAUXI. South west coast of Madagascar, between the southern base of the eastern range of mountains and the River Tsidsibon.
104. PROPITHECUS V. DECKENI. Middle of the west coast of Madagascar on the great plains between the rivers Mananbolo and Manzarayo.
105. PROPITHECUS V. COQUERELI. North west coast of Madagascar between the south side of Marendry Bay and the north side of Bembatoko Bay; the Betseboka River being the southern limit of its range, and the Loza the northern.
106. PROPITHECUS V. CORONATUS. North west coast of Madagascar between the Bay of Mozamba on the north, the River Betseboka on the east, and the River Manzarayo on the west, in the country of Boeny; extending its range for some distance into the interior.

## INDRIS.

*Range of the Genus.*

## ETHIOPIAN REGION.

*Range of the Species.*

107. INDRIS INDRIS. Eastern coast of Madagascar in forests on the eastern side of the high mountains between the Bay of Antongil on the north, and the River Masora on the south.



## ANTHROPOIDEA.

## CALLITRICHIDÆ.

## SENOIOCEBUS.

*Range of the Genus.*

NEOTROPICAL REGION.

*Range of the Species.*

108. SENIOCEBUS BICOLOR. Eastern bank of the Rio Negro, Brazil.  
Pebas, Peru; Upper Amazon west of Barra.
109. SENIOCEBUS METICULOSUS. Forests of the River San Jorge,  
Colombia.
110. SENIOCEBUS MARTINSI. Faro, Lower Yamundá River, Amazon,  
Brazil.

## CERCOPITHECUS.

*Range of the Genus.*

NEOTROPICAL REGION

*Range of the Species.*

111. CERCOPITHECUS MIDAS. English and Dutch Guianas.
112. CERCOPITHECUS RUFIMANUS. French Guiana, banks of the Rio  
Araguay. Province of Goyas, Brazil.
113. CERCOPITHECUS URSULUS. Lower Amazon; and near the mouth  
of the River Tocantins.

## LEONTOCEBUS.

*Range of the Genus.*

NEOTROPICAL REGION.

*Range of the Species.*

114. LEONTOCEBUS LABIATUS. Forests on the north side of the Ama-  
zon, Rio Javari, Rio Solimoens, and in Peru.
115. LEONTOCEBUS PILEATUS. Upper Amazon, range unknown.
116. LEONTOCEBUS THOMASI. Tonantins, Upper Amazon.

117. LEONTOCEBUS NIGRIFRONS. River Javari on border of Brazil and Peru; and on Cotopaza River, Ecuador.
118. LEONTOCEBUS NIGRICOLLIS. Upper Amazon; Pebas, Ecuador.
119. LEONTOCEBUS CHRYSOPYGUS. Vicinity of Ypanema, Sao Paulo, Brazil.
120. LEONTOCEBUS MYSTAX. Forests between the Solimoens and Iça Rivers, Brazil.
121. LEONTOCEBUS WEDELLI. Apolamba Province, Bolivia.
122. LEONTOCEBUS DEVILLII. Eastern Peru.
123. LEONTOCEBUS APICULATUS. Banks of Cotopaza River, Ecuador.
124. LEONTOCEBUS ILLIGERI. Colombia, and banks of the Cotopaza River, Ecuador.
125. LEONTOCEBUS TRIPARTITUS. Bank of the Rio Napo, Ecuador.
126. LEONTOCEBUS LAGONOTUS. Upper Amazon.
127. LEONTOCEBUS FUSCICOLLIS. Between the Iça and Solimoens Rivers in Brazil, and the vicinity of Pebas, Peruvian Amazons; and the banks of the Javari River, boundary between Brazil and Peru.
128. LEONTOCEBUS GRAELLSI. Banks of the Rio Napo, Ecuador.
129. LEONTOCEBUS IMPERATOR. Banks of the Rio Purrus, tributary of the Amazon, western Brazil.
130. LEONTOCEBUS ROSALIA. Forests of southern Brazil, Province of Rio de Janeiro. Upper Amazon.
131. LEONTOCEBUS LEONINUS. Popayan, Brazil.
132. LEONTOCEBUS CHRYSOMELAS. Forests of the Rio Ilhéos, and Rio Pardo, Brazil.

ÆDIPOMIDAS.

*Range of the Genus.*

NEOTROPICAL REGION.

*Range of the Species.*

133. ÆDIPOMIDAS ÆDIPUS. Coast of Colombia.
134. ÆDIPOMIDAS GEOFFROYI. Costa Rica and Panama, Central America.
135. ÆDIPOMIDAS SALAQUIENSIS. Forest of the Salaqui River, Colombia.

## CALLITHRIX.

*Range of the Genus.*

## NEOTROPICAL REGION.

*Range of the Species.*

136. CALLITHRIX ARGENTATA. Provinces of Para and Matto Grosso, Brazil; Bolivia.
137. CALLITHRIX LEUCOPUS. Province of Antioquia, Colombia.
138. CALLITHRIX CHRYSOLEUCA. Borba, on the Lower Madeira River, Brazil.
139. CALLITHRIX GÖLDI. Para, Brazil.
140. CALLITHRIX SANTAREMENSIS. Mouth of River Tapajos, Amazon.
141. CALLITHRIX AURITA. Province of Sao Paulo, and the banks of the Upper Parana, Brazil.
142. CALLITHRIX PENICILLATA. Province of Goyas, Minas Geræs, and Espirito Santo, Brazil.
143. CALLITHRIX P. JORDANI. Banks of Rio Jordao, S. W. Minas Geræs, Brazil.
144. CALLITHRIX JACCHUS. Island of Marajo, Brazil.
145. CALLITHRIX FLAVICEPS. Engenheiro Reeve, Espirito Santo, Brazil.
146. CALLITHRIX LEUCOCEPHALA. Provinces of Minas Geræs, and Espirito Santo, Brazil.
147. CALLITHRIX HUMERALIFER. Vicinity of Bahia, to the Bay of Todos os Santos, Brazil.
148. CALLITHRIX ALBICOLLIS. Vicinity of Bahia, Brazil.
149. CALLITHRIX PYGMÆA. Forests along the Solimoens and Ucayali Rivers, Brazil, north into Mexico.

## CALLICEBUS.

*Range of the Genus.*

## NEOTROPICAL REGION.

*Range of the Species.*

150. CALLICEBUS TORQUATUS. Upper reaches of the Rio Negro, the forests near the Rio Cassiquiare, and the Rio Guaviaré near St. Fernando de Atabapo; mountains on the right bank of the Orinoco near Mission of Santa Barbara; and the forests of Olivença on the right bank of the Rio Solimoens; and in Southern Peru.

151. *CALLICEBUS AMICTUS*. Upper Amazon region, Brazil.
152. *CALLICEBUS USTOFUSCUS*. Brazil, exact locality unknown.
153. *CALLICEBUS CUPREUS*. Regions of the Peruvian Amazon; Rio Solimoens, Rio Ucayali, and Rio Huallaga; Cotopaza River, and Andoas, Ecuador.
154. *CALLICEBUS CALIGATUS*. Banks of the Rio Madeira, near Borba, western Brazil.
155. *CALLICEBUS MELANOCHIR*. East coast of Brazil from the Rio St. Matheus to Sertan de Bahia.
156. *CALLICEBUS PÆNULATUS*. Banks of the Rio Pastas, Ecuador.
157. *CALLICEBUS EGERIA*. Teffé, Middle Amazon, Brazil.
158. *CALLICEBUS LEUCOMETOPA*. Ecuador.
159. *CALLICEBUS SUBRUFUS*. Pachite, Ucayali River, Peru.
160. *CALLICEBUS HOFFMANNSI*. Urucurituba, Santarem, Lower Amazon, Brazil.
161. *CALLICEBUS ORNATUS*. Colombia and Peru.
162. *CALLICEBUS REMULUS*. Santarem, Lower Amazon, Brazil.
163. *CALLICEBUS DONACOPHILUS*. Province of Sara, Bolivia.
164. *CALLICEBUS EMILIÆ*. Received from Para. Range unknown.
165. *CALLICEBUS PALLESCENS*. Paraguay.
166. *CALLICEBUS MOLOCH*. Banks of the Rio Para near the mouth of the Rio Tapajos, Lower Amazon, Brazil.
167. *CALLICEBUS CINERASCENS*. Forests of the Potomaio and Iça Rivers, on the border of Peru.
168. *CALLICEBUS NIGRIFRONS*. Province of Minas Geræs to that of Rio de Janeiro, Brazil.
169. *CALLICEBUS GIGOT*. South of Bahia near Ilhéos; New Freibourg, between the Rio Parahyba and the mountains north of the Bay of Rio de Janeiro.
170. *CALLICEBUS PERSONATUS*. Region of the Upper Amazon, south to Latitude 14°.
171. *CALLICEBUS BRUNNEUS*. Falls of the Bonaneira, Rio Marmoré, Brazil.

## CEBIDÆ.

## ALOUATTA.

*Range of the Genus.*

NEOTROPICAL REGION.

*Range of the Species.*

172. *ALOUATTA CARAYA*. Upper Amazon, Southern Brazil; Argentine, and Bolivia.

173. ALOUATTA ULULATA. Maranhao, Lower Amazon, Brazil.
174. ALOUATTA VILLOSUS. Guatemala, and Honduras.
175. ALOUATTA BEELZEBUL. Para to Rio Madeira, Lower Amazon, Brazil.
176. ALOUATTA PALLIATA. Nicaragua; Costa Rica; Panama; Central America.
177. ALOUATTA P. MEXICANA. State of Vera Cruz, Mexico.
178. ALOUATTA P. COIBENSIS. Coiba Island, west coast of Panama.
179. ALOUATTA ÆQUATORIALIS. West coast of Ecuador.
180. ALOUATTA URSINA. Venezuela; Bahia to Province of Espirito Santo, Brazil; Peru.
181. ALOUATTA SENICULUS. Colombia; and forests between Rio Negro and Rio Solimoens; Rio Madeira.
182. ALOUATTA MACCONNELLI. Coast of Demarara, English and French Guianas; Cayenne to coast north of the Amazon.
183. ALOUATTA INSULANUS. Island of Trinidad.
184. ALOUATTA JUARA. Rio Juara, Upper Amazon.
185. ALOUATTA SARA. Province of Sara, Bolivia.

## PITHECIA.

*Range of the Genus.*

## NEOTROPICAL REGION.

*Range of the Species.*

186. PITHECIA MONACHA. North bank of the Upper Amazon from Tonantins extending into Peru, Ecuador.
187. PITHECIA CAPILLIMENTOSA. Cayenne.
188. PITHECIA ALBICANS. Tonantins to Peru; on the Solimoens River, Brazil.
189. PITHECIA PITHECIA. English and French Guianas; and region of the Rio Negro and Rio Branco.
190. PITHECIA CHRYSOCEPHALA. Near Barra, Rio Negro, Brazil. Range unknown.
191. PITHECIA ALBINASA. Santarem, Lower Amazon, Brazil.
192. PITHECIA SATANAS. British Guiana; forests near Para, Lower Amazon; banks of the Rio Orinoco; Rio Tocantins and Rio Negro, Brazil.
193. PITHECIA CHIROPOTES. British Guiana; Upper Orinoco; Rio Negro and Rio Branco, Brazil; banks of the Rio Japura, Peru.

## CACAJAO.

*Range of the Genus.*

NEOTROPICAL REGION.

*Range of the Species.*

194. CACAJAO CALVUS. Angle formed by the union of the Rios Japuri and Amazon, Brazil.
195. CACAJAO RUBICUNDUS. Forests on the north of River Amazon from Iça, on the Rio Iça, westward.
196. CACAJO MELANOCEPHALUS. Forests through which the Rio Cassiquiari, Rio Negro and Rio Branco flow.

## SAIMIRI.

*Range of the Genus.*

NEOTROPICAL REGION.

*Range of the Species.*

197. SAIMIRI SCIUREUS. French and Dutch Guianas, Venezuela; and both banks of the Amazon and its tributaries, into Colombia.
198. SAIMIRI CASSIQUIARENSIS. Banks of the Orinoco, south of the cataracts to the Rio Cassiquiari and Rio Guaviaré; and forests of Rio Caura, above the rapids of Mura, Venezuela.
199. SAIMIRI MACRODON. Upper waters of the Amazon in Ecuador and Peru.
200. SAIMIRI MADEIRÆ. Middle Rio Madeira, Ecuador.
201. SAIMIRI USTUS. Peruvian Amazons; Bolivia.
202. SAIMIRI BOLIVIENSIS. Bolivia in the Sierras Guarayas.
203. SAIMIRI B. NIGRICEPS. Eastern Peru. Range unknown.
204. SAIMIRI ÆRSTEDI. Guatemala? to Panama, Central America.

## AOTUS.

*Range of the Genus.*

NEOTROPICAL REGION.

*Range of the Species.*

205. AOTUS INFULATUS. Region of the Upper Amazon, Peru.
206. AOTUS NIGRICEPS. Chanchamayo, Peru.
207. AOTUS SENEX. Porzuzo, Peru.

208. AOTUS RUFIPES. Nicaragua? Central America.  
 209. AOTUS ROBERTI. Matto Grosso, Brazil.  
 210. AOTUS MIRIQUOUINA. Argentine Republic, South America.  
 211. AOTUS BOLIVIENSIS. Province of Sara, Bolivia.  
 212. AOTUS LANIUS. Tolima Mountains, Colombia, South America.  
 213. AOTUS VOCIFERANS. Banks of the Rio Ucayali and Rio Hual-  
 laga, and Upper Marañon, eastern border of Peru among  
 the mountains of Tolima.  
 214. AOTUS GRISEIMEMBRA. Mountains of Santa Marta, Colombia.  
 215. AOTUS TRIVIRGATUS. Region of the Upper Amazon.  
 216. AOTUS OSERYI. "Haute Amazone, Pérou."  
 217. AOTUS GULARIS. Mouth of the Rio Chocho, on Upper Rio  
 Napo, Ecuador.  
 218. AOTUS MICRODON. Ecuador. Range unknown.  
 219. AOTUS SPIXI. Range and type locality unknown.

## ATELEUS.

*Range of the Genus.*

## NEOTROPICAL REGION.

*Range of the Species.*

220. ATELEUS PANISCUS. The Guianas; lowlands of the Lower and  
 Upper Amazon; banks of the Rio-Madeira, Rio Marmoré,  
 Rio Guaporé, and Rio Carara, Brazil; and the Lower Rio  
 Marañon, Peru.  
 221. ATELEUS MARGINATUS. Para, banks of the Tocantins, and banks  
 of the Rio Cupari, a branch of the Rio Tapajos, Brazil;  
 Peru.  
 222. ATELEUS ATER. Panama, Colombia and Eastern Peru.  
 223. ATELEUS VARIEGATUS. Upper Cauca River, Venezuela; Upper  
 Rio Negro; Province of Jean de Bracamoros, Peru.  
 224. ATELEUS RUFIVENTRIS. Panama into Colombia.  
 225. ATELEUS GRISESCENS. Unknown.  
 226. ATELEUS CUCULLATUS. Colombia?  
 227. ATELEUS BELZEBUTH. Banks of the Orinoco above the rapids of  
 Aturas and Maypures.  
 228. ATELEUS PAN. Guatemala, into the State of Vera Cruz, Mexico.  
 229. ATELEUS FUSCIPES. Range and type locality unknown.  
 230. ATELEUS HYBRIDUS. Valley of the Magdalena, Colombia.  
 231. ATELEUS GEOFFROYI. Costa Rica, Central America, to Colombia.  
 South America.

## INTRODUCTION

## BRACHYTELEUS.

*Range of the Genus.*

NEOTROPICAL REGION.

*Range of the Species.*

232. BRACHYTELEUS ARACHNOIDES. Cape St. Roque to Rio de Janeiro, Brazil.

## LAGOTHRIX.

*Range of the Genus.*

NEOTROPICAL REGION.

*Range of the Species.*

233. LAGOTHRIX LAGOTRICHIA. District in Upper Magdalena Valley southwest of the Rio Negro, Colombia; also in Peru.
234. LAGOTHRIX LUGENS. Mountains north of Tolima, Colombia.
235. LAGOTHRIX THOMASI. Peru.
236. LAGOTHRIX UBERICOLA. Upper Amazon, Rio Jurua, and Rio Solimoens, Peru.
237. LAGOTHRIX INFUMATA. Valley of the Rio Cotopaza, Ecuador.
238. LAGOTHRIX CANA. Mouth of the Rio Tocantins, to the forests along the Rio Solimoens.

## CEBUS.

*Range of the Genus.*

NEOTROPICAL REGION.

*Range of the Species.*

239. CEBUS APELLA. English, French, and Dutch Guianas.
240. CEBUS CAPUCINUS. Nicaragua, Central America, to Colombia, South America.
241. CEBUS C. NIGRIPECTUS. Cauca Valley, Colombia.
242. CEBUS FRONTATUS. Province of Sao Paulo, Brazil.
243. CEBUS ALBIFRONS. Forests of the Orinoco and Amazon and its tributaries; Province of Minas, Peru.
244. CEBUS UNICOLOR. Forests of the Rio Teffé, Brazil.



245. *CEBUS U. CUSCINUS*. Near Callanga, Province of Cuzco, Peru.  
 246. *CEBUS FLAVUS*. Bolivia. Range unknown.  
 247. *CEBUS CASTANEUS*. Cayenne.  
 248. *CEBUS VARIEGATUS*. Bahia to Rio de Janeiro, Brazil.  
 249. *CEBUS MALITIOSUS*. Colombia, South America.  
 250. *CEBUS CHRYSOPUS*. Colombia, South America.  
 251. *CEBUS APICULATUS*. Venezuela.  
 252. *CEBUS LIBIDINOSUS*. Province of Minas Geræs, Brazil.  
 253. *CEBUS FATUELLUS*. Tolima, and Upper Magdalena Valley, Colombia.  
 254. *CEBUS F. PERUANUS*. Inambari Valley, S. E. Peru.  
 255. *CEBUS MACROCEPHALUS*. Rio Negro, west of its mouth, Brazil.  
 256. *CEBUS VERSUTA*. Province of Minas Geræs, Brazil.  
 257. *CEBUS AZARÆ*. Paraguay to Matto Grosso, Brazil; Santa Cruz de la Sierra, Bolivia?  
 258. *CEBUS A. PALLIDUS*. Bolivia. Range unknown.  
 259. *CEBUS CIRRIFER*. Southern Brazil.  
 260. *CEBUS CRASSICEPS*. Rio Negro? Brazil.  
 261. *CEBUS CALIGINOSUS*. Province of Sao Paulo, Brazil.  
 262. *CEBUS VELLEROSUS*. Brazil. Range unknown.

## LASIOPYGIDÆ.

## PAPIO.

*Range of the Genus.*

## ETHIOPIAN REGION.

*Range of the Species.*

263. *PAPIO NIGERIÆ*. North Nigeria, West Africa.  
 264. *PAPIO DOGUERA*. Abyssinia.  
 265. *PAPIO TESSELLATUM*. Uganda, East Africa.  
 266. *PAPIO FURAX*. North west of Mt. Kenia, East Africa.  
 267. *PAPIO YOKOENSIS*. Middle Cameroon, West Africa.  
 268. *PAPIO HEUGLINI*. Soudan, Africa.  
 269. *PAPIO PAPIO*. Senegal to Angola, West Africa.  
 270. *PAPIO IBEANUS*. East Africa.  
 271. *PAPIO PORCARIUS*. South Africa, south of the River Limpopo.  
 272. *PAPIO CYNOCEPHALUS*. Eastern and Central Africa, limits unknown.

273. PAPIO NEUMANNI. Masailand, Eastern Africa, range unknown.  
 274. PAPIO STREPITUS. Nyassaland, East Africa.  
 275. PAPIO PRUINOSUS. Nyassaland, East Africa.  
 276. PAPIO HAMADRYAS. Abyssinia.  
 277. PAPIO H. ARABICUS. Arabia, range unknown.  
 278. PAPIO BROCKMANI. Somaliland, and eastern Abyssinia.  
 279. PAPIO SPHINX. Senegambia to the Congo, West Africa.  
 280. PAPIO PLANIROSTRIS. South eastern Cameroon, West Africa.  
 281. PAPIO LEUCOPHÆUS. North Cameroon, West Africa.

## THEROPITHECUS.

*Range of the Genus.*

## ETHIOPIAN REGION.

*Range of the Species.*

282. THEROPITHECUS GELADA. Southern Abyssinia.  
 283. THEROPITHECUS OBSCURUS. Southern Abyssinia.

## CYNOPITHECUS.

*Range of the Genus.*

## AUSTRALIAN REGION.

*Range of the Species.*

284. CYNOPITHECUS NIGER. Northern and western coasts of the  
 Island of Celebes; and Island of Batchian.

## MAGUS.

*Range of the Genus.*

## AUSTRALIAN REGION.

*Range of the Species.*

285. MAGUS MAURUS. Southwestern peninsula of the Island of  
 Celebes; Aru Islands.  
 286. MAGUS OCHREATUS. Southwestern peninsula of Celebes; Islands  
 of Muna, and Buton.  
 287. MAGUS TONKEANUS. Middle eastern peninsula of Celebes.

## SIMIA.

*Range of the Genus.*

## ETHIOPIAN REGION.

*Range of the Species.*

288. SIMIA SYLVANUS. Morocco and Algeria, North Africa. Introduced on Rock of Gibraltar.

## PITHECUS.

*Range of the Genus.*

## ORIENTAL AND PALÆARCTIC REGIONS.

*Range of the Species.*

289. PITHECUS SPECIOSUS. Upper Burma, Upper Assam, Kakhyen Hills, Cochin China, Borneo.
290. PITHECUS HARMANDI. Mountains between Siam and Cambodia.
291. PITHECUS RUFESCENS. Tenasserim. Range unknown.
292. PITHECUS FUSCATUS. Islands of Yakushima and Nippon, to 41° North Latitude, Japan.
293. PITHECUS THIBETANUM. Mountains of Moupin, Thibet.
294. PITHECUS VESTITUS. Mountains of Setchuen, China; to Tengri-Nor in Batang, Thibet.
295. PITHECUS SANCTI-JOHANNIS. North Lena Island; Island of Hong Kong; China.
296. PITHECUS LASIOTIS. Provinces of Setchuen and Tchéli, China.
297. PITHECUS PAGENSIS. South Pagi Island, west of Sumatra.
298. PITHECUS VILLOSUS. Cashmere.
299. PITHECUS LITTORALIS. Province of Fukein, China.
300. PITHECUS CYCLOPSIS. Island of Formosa.
301. PITHECUS NEMESTRINUS. Southern Burma, Tenasserim, Malay Peninsula; and Islands of Banka, Sumatra, Java and Borneo.
302. PITHECUS ADUSTUS. Tenasserim.
303. PITHECUS INSULANUS. Mergui Archipelago.
304. PITHECUS ANDAMANENSIS. Arakan; Valley of the Irawady; Upper Burma; Siam. Introduced into Andaman Islands.

305. *PITHECUS ASSAMENSIS*. Himalaya Mountains from Masuri; Assam; Mishmi Hills; and Upper Burma; Irawady 25 miles below Bhamo; Bengal Sunderbunds east of Calcutta; Sikhim; Bhutan.
306. *PITHECUS RHEBUS*. Himalayas to the Godaveri River, Northern India; Cashmere; Jako Hill, Simla; Nepal; Guzerat; Central Provinces; in Bengal and Northern Circars; and near Bombay on the west coast.
307. *PITHECUS BREVICAUDUS*. Island of Hainan.
308. *PITHECUS ALBIBARBATUS*. Southern India; the western Ghats below Goa, to Cape Comorin.
309. *PITHECUS SINICUS*. Southern India; north to the Godaveri River, and west to Bombay.
310. *PITHECUS PILEATUS*. Island of Ceylon.
311. *PITHECUS RESIMUS*. Island of Java.
312. *PITHECUS VALIDUS*. Cochin China.
313. *PITHECUS ALACER*. Island of Koendoer.
314. *PITHECUS KARIMONI*. Karimon Island.
315. *PITHECUS FUSCUS*. Islands of Simalur and Lasia.
316. *PITHECUS UMBROSUS*. Little Nicobar Island.
317. *PITHECUS IRUS*. Burma, Arakan, Tenasserim.
318. *PITHECUS MORDAX*. Island of Java.
319. *PITHECUS FASCICULARIS*. Islands of Sumatra, Terrutau, and Langkawi.
320. *PITHECUS MANDIBULARIS*. Sungei Sama near Pontianak, Borneo.
321. *PITHECUS CAPITALIS*. Lower Siam; and Telibon Island.
322. *PITHECUS LÆTUS*. Island of Tringi, South China Sea.
323. *PITHECUS LINGUNGENSIS*. Lingung Island, Natuna Group.
324. *PITHECUS LAUTENSIS*. Laut Island, Natuna Group.
325. *PITHECUS SIRHASSENENSIS*. Sirhassen Island, Natuna Group.
326. *PITHECUS VITIIS*. Domel, St. Matthew, and Sullivan Islands, Mergui Archipelago.
327. *PITHECUS CARIMATÆ*. Carimata Islands.
328. *PITHECUS BAWEANUS*. Bawean Island, Javan Sea.
329. *PITHECUS CUPIDUS*. Mata Siri Island, Javan Sea.
330. *PITHECUS AGNATUS*. Tuang Ku Island; Banjak Island.
331. *PITHECUS PHÆURUS*. Nias Island.
332. *PITHECUS LAPSUS*. Island of Banka.
333. *PITHECUS LINGÆ*. Linga Island, Rhio Archipelago.
334. *PITHECUS IMPUDENS*. Sugi Island, Rhio Archipelago.
335. *PITHECUS BINTANGENSIS*. Islands of Bintang, and Batam.

336. PITHECUS DOLLMANI. Island of Singapore.  
 337. PITHECUS PHILIPPINENSIS. Islands of Luzon, and Mindanao, Philippine Archipelago.  
 338. PITHECUS P. APOENSIS. Island of Mindanao, Philippine Archipelago.  
 339. PITHECUS CAGAYANUS. Island of Sulu.  
 340. PITHECUS PUMILUS. Bunoa Island, Tambelan Islands.  
 341. PITHECUS SULUENSIS. Island of Sulu.

## CERCOCEBUS.

*Range of the Genus.*

## ETHIOPIAN REGION.

*Range of the Species.*

342. CERCOCEBUS TORQUATUS. Nigeria; Cameroon; and French Congo, West Africa.  
 343. CERCOCEBUS ÆTHIOPS. Sierra Leone; and Liberia; West Africa.  
 344. CERCOCEBUS LUNULATUS. Gold Coast, West Africa.  
 345. CERCOCEBUS CHRYSOGASTER. Upper Congo.  
 346. CERCOCEBUS HAGENBECKI. "Upper Congo."  
 347. CERCOCEBUS AGILIS. French Congo.  
 348. CERCOCEBUS GALERITUS. Tana River, East Africa.  
 349. CERCOCEBUS ALBIGENA. Congo Free State, West Africa; to Victoria Nyanza.  
 350. CERCOCEBUS A. JOHNSTONI. Central Africa; Uganda to West Africa, Uganda, and Lake Mweru to Upper Congo.  
 351. CERCOCEBUS A. ZENKERI. Bifindi on Lukenye River, Cameroon, West Africa.  
 352. CERCOCEBUS ATERRIMUS. Basin of Central Congo.

## RHINOSTIGMA.

*Range of the Genus.*

## ETHIOPIAN REGION.

*Range of the Species.*

353. RHINOSTIGMA HAMLYNI. Ituri forest, Congo State.

## LASIOPYGA.

*Range of the Genus.*

## ETHIOPIAN REGION.

*Range of the Species.*

354. LASIOPYGA L'HOESTI. Locality unknown.  
 355. LASIOPYGA INSOLITA. Northern Nigeria.  
 356. LASIOPYGA PETAURISTA. Guinea, West Africa.  
 357. LASIOPYGA FANTIENSIS. Gold Coast, West Africa.  
 358. LASIOPYGA ERYTHROGASTER. West Africa, locality unknown.  
 359. LASIOPYGA BUTTIKOFERI. Liberia, West Africa.  
 360. LASIOPYGA ASCANIUS. Congo to Angola, West Africa.  
 361. LASIOPYGA A. WHITESIDEI. Central Congo.  
 362. LASIOPYGA SIGNATA. Banana, West Africa.  
 363. LASIOPYGA SCHMIDTI. Uganda, and Upper Congo.  
 364. LASIOPYGA LEUCAMPYX. Angola, and the Congo, West Africa.  
 365. LASIOPYGA PLUTO. Angola, West Africa.  
 366. LASIOPYGA NIGRIGENIS. West Africa.  
 367. LASIOPYGA BOUTOURLINI. Abyssinia, N. E. Africa.  
 368. LASIOPYGA OPISTHOSTICTA. British Central Africa.  
 369. LASIOPYGA AURORA. East Africa.  
 370. LASIOPYGA STUHLMANNI. Lake Albert Edward, to the Mpanga forest.  
 371. LASIOPYGA NEUMANNI. German East Africa.  
 372. LASIOPYGA DOGETTI. Uganda, East Africa.  
 373. LASIOPYGA PRINCEPS. Eastern Congo State, Central Africa.  
 374. LASIOPYGA CARRUTHERSI. Uganda, East Africa.  
 375. LASIOPYGA NICTITANS. Cameroon and French Congo, West Africa.  
 376. LASIOPYGA N. LAGLAIZI. Gaboon, West Africa.  
 377. LASIOPYGA STICTICEPS. Central Africa.  
 378. LASIOPYGA MARTINI. Guinea, to the French Congo, West Africa.  
 379. LASIOPYGA CEPHUS. Gaboon, to the Congo, West Africa.  
 380. LASIOPYGA CEPHODES. Gaboon, West Africa.  
 381. LASIOPYGA INOBSERVATA. West Africa, locality unknown.  
 382. LASIOPYGA SCLATERI. Nigeria, West Africa.  
 383. LASIOPYGA ERYTHROTIS. Island of Fernando Po.  
 384. LASIOPYGA MATSCHIE. Abyssinia.  
 385. LASIOPYGA HILGERTI. Galla country, Abyssinia.

386. LASIOPYGA DJAMDJAMENSIS. East of Lake Abaya, Abyssinia.
387. LASIOPYGA TANTALUS. Nigeria.
388. LASIOPYGA T. BUDGETTI. Uganda, East Africa.
389. LASIOPYGA T. GRISEICTA. Lake Albert to the Welle River, East Africa.
390. LASIOPYGA T. ALEXANDRI. Lake Chad, Nigeria, West Africa.
391. LASIOPYGA CALLITRICHUS. Senegambia to the Niger, West Africa.
392. LASIOPYGA WERNERI. Locality unknown.
393. LASIOPYGA GRISEO-VIRIDIS. Soudan, Abyssinia.
394. LASIOPYGA CYNOSURA. Congo State, West Africa.
395. LASIOPYGA PYGERYTHRA. Cape Colony to Mount Kilimanjaro, and Mombassa; East Africa.
396. LASIOPYGA RUFOVIRIDIS. Mozambique, East Africa.
397. LASIOPYGA RUBELLA. British East Africa.
398. LASIOPYGA CALLIDA. Lake Naivasha, British East Africa.
399. LASIOPYGA CENTRALIS. Uganda, British East Africa, Abyssinia.
400. LASIOPYGA C. WHYTEI. Nyassaland to Mozambique, East Africa.
401. LASIOPYGA C. JOHNSTONI. Mt. Kilimanjaro, German East Africa.
402. LASIOPYGA C. LUTEA. S. W. of Mt. Kenia, British East Africa.
403. LASIOPYGA SILACEA. Angoniland, N. W. Rhodesia, East Africa.
404. LASIOPYGA NIGROVIRIDIS. Upper Congo.
405. LASIOPYGA MONA. Gold Coast to Cameroon, West Africa.
406. LASIOPYGA DENTI. Ituri forest, Congo State.
407. LASIOPYGA WOLFI. French Congo, West Africa.
408. LASIOPYGA CAMPBELLI. Sierra Leone, West Africa.
409. LASIOPYGA BURNETTI. Gold Coast to Cameroon; Island of Fernando Po; West Africa.
410. LASIOPYGA POGONIAS. Island of Fernando Po; Gaboon to French Congo; West Africa.
411. LASIOPYGA P. NIGRIPES. Goboan, West Africa.
412. LASIOPYGA GRAYI. Southern Cameroon to River Congo; West Africa.
413. LASIOPYGA G. PALLIDA. Gaboon, West Africa.
414. LASIOPYGA PETRONELLE. Upper Congo.
415. LASIOPYGA ALBITORQUATA. Unknown.
416. LASIOPYGA KOLBI. Mt. Kenia, British East Africa.
417. LASIOPYGA K. NUBILA. Nairobi forest, British East Africa.
418. LASIOPYGA K. HINDEI. Kenia district, British East Africa.
419. LASIOPYGA ALBIGULARIS. East Africa, Mombassa to Transvaal.
420. LASIOPYGA A. BEIRENSIS. Beira, Southeast Africa.

421. LASIOPYGA A. KINOBOTENSIS. Mt. Kilimanjaro, German East Africa.
422. LASIOPYGA A. RUFILATA. Rufigi River, German East Africa.
423. LASIOPYGA MOLONEYI. Masuku Plateau, Nyassaland; Portuguese East Africa.
424. LASIOPYGA FRANCESCÆ. Nyassaland, East Africa.
425. LASIOPYGA PREUSSI. Cameroon, West Africa.
426. LASIOPYGA P. INSULARIS. Island of Fernando Po, West Africa.
427. LASIOPYGA THOMASI. Lake Kivu, German East Africa.
428. LASIOPYGA KANDTI. Lake Kivu, German East Africa.
429. LASIOPYGA INSIGNIS. Congo forest, Central Africa.
430. LASIOPYGA STAIRSI. Zambesi Delta, Mozambique, East Africa.
431. LASIOPYGA S. MOSAMBICUS. Mozambique, East Africa.
432. LASIOPYGA RUFITINCTA. Mombassa? British East Africa.
433. LASIOPYGA LABIATA. Mozambique, East Africa; and Natal to Angola, West Africa.
434. LASIOPYGA NEGLECTA. White Nile, East Africa; locality unknown.
435. LASIOPYGA BRAZZÆ. French Congo, West Africa.
436. LASIOPYGA DIANA. Liberia, West Africa.
437. LASIOPYGA ROLOWAY. Gold Coast, West Africa.
438. LASIOPYGA TEMMINCKI. Guinea? West Africa.

## MIOPITHECUS.

*Range of the Genus.*

## ETHIOPIAN REGION.

*Range of the Species.*

439. MIOPITHECUS TALAPOIN. Southern Cameroon to Gaboon, West Africa.
440. MIOPITHECUS ANSORGEI. Angola, West Africa.

## ERYTHROCEBUS.

*Range of the Genus.*

## ETHIOPIAN REGION.

*Range of the Species.*

441. ERYTHROCEBUS PATAS. Senegal, West Africa.
442. ERYTHROCEBUS PYRRHONOTUS. Kordofan, Dafur, and Sennaar, Northeast Africa.



443. ERYTHROCEBUS FORMOSUS. Uganda.  
 444. ERYTHROCEBUS POLIOPHÆUS. Abyssinia; Bahr el Ghazal,  
 Soudan.  
 445. ERYTHROCEBUS WHYTEI. Guas Ngishu Plateau, British East  
 Africa.  
 446. ERYTHROCEBUS KERSTINGI. Togoland, West Africa.  
 447. ERYTHROCEBUS ZECHI. Togoland, West Africa.  
 448. ERYTHROCEBUS LANGELDI. Cameroon, West Africa.  
 449. ERYTHROCEBUS ALBIGENIS. Egyptian Soudan, East Africa.  
 450. ERYTHROCEBUS SANNIO. Lake Chad, Nigeria.  
 451. ERYTHROCEBUS BAUMSTARKI. Masailand, East Africa.  
 452. ERYTHROCEBUS CIRCUMCINCTUS. Locality unknown.

## PYGATHRIX.

*Range of the Genus.*

## PALÆARCTIC AND ORIENTAL REGIONS.

*Range of the Species.*

453. PYGATHRIX MELANOLOPHA. Island of Sumatra.  
 454. PYGATHRIX NOBILIS. Island of Sumatra; locality unknown.  
 455. PYGATHRIX RUBICUNDA. Northern to South eastern Borneo.  
 456. PYGATHRIX CARIMATÆ. Telok Edar, Karimata Islands.  
 457. PYGATHRIX FRONTATA. South eastern Borneo.  
 458. PYGATHRIX NUDIFRONS. North west Borneo.  
 459. PYGATHRIX CRUCIGER. Western Borneo.  
 460. PYGATHRIX CHRYSOMELAS. Western Borneo.  
 461. PYGATHRIX SUMATRANA. Ophir Mountain, Sumatra  
 462. PYGATHRIX BATUANA. Batu Islands.  
 463. PYGATHRIX PERCURA. Eastern Sumatra.  
 464. PYGATHRIX FEMORALIS. Tenasserim, Malay Peninsula, and  
 Sumatra.  
 465. PYGATHRIX MELAMERA. North Burma.  
 466. PYGATHRIX BARBEI. Province of Ye, Tenasserim, Malay Pen-  
 insula.  
 467. PYGATHRIX HOLOTEPHREA. Locality unknown.  
 468. PYGATHRIX PHAYREI. Arakan; probably northern Tenasserim.  
 469. PYGATHRIX FLAVICAUDA. Trong, Lower Siam.  
 470. PYGATHRIX ROBINSONI. Trong, Northern Malay Peninsula.  
 471. PYGATHRIX OBSCURA. Tenasserim, Malay Peninsula.

472. PYGATHRIX CARBO. Turutau, and Lankawi Islands, Straits of Malacca.
473. PYGATHRIX SANCTORUM. St. Matthew Island, Mergui Archipelago.
474. PYGATHRIX NUBIGENA. Southern Malacca.
475. PYGATHRIX DILECTA. Selangore, Malacca.
476. PYGATHRIX NATUNÆ. Island of Natuna.
477. PYGATHRIX RHIONIS. Bitang Island, Rhio Archipelago.
478. PYGATHRIX CANA. Kundur Island, Rhio Archipelago.
479. PYGATHRIX SIAMENSIS. Siam.
480. PYGATHRIX CATEMANA. Eastern Sumatra.
481. PYGATHRIX AYGULA. Island of Java.
482. PYGATHRIX FUSCO-MURINA. South Sumatra.
483. PYGATHRIX SABANA. North Borneo.
484. PYGATHRIX EVERETTI. Mt. Kina-Balu, Borneo.
485. PYGATHRIX HOSEI. North west coast of Borneo.
486. PYGATHRIX THOMASI. Langkat district, north east Sumatra.
487. PYGATHRIX POTENZIANI. Mettawee Islands.
488. PYGATHRIX FRANÇOISI. Boundary between Tonkin and China.
489. PYGATHRIX CEPHALOPTERA. Island of Ceylon.
490. PYGATHRIX C. MONTICOLA. Island of Ceylon.
491. PYGATHRIX SENEX. Island of Ceylon.
492. PYGATHRIX JOHNI. Nilgiri Hills to Travancore; Western Ghats to Cape Comorin, India.
493. PYGATHRIX URSINA. Southern Ceylon.
494. PYGATHRIX AURATA. Island of Java.
495. PYGATHRIX CRISTATA. Island of Sumatra.
496. PYGATHRIX C. PULLATA. Islands of the Rhio Archipelago; and Island of Banka.
497. PYGATHRIX ULTIMA. Mt. Dulit, Borneo.
498. PYGATHRIX MARGARITA. Annam.
499. PYGATHRIX GERMAINI. Cochin China.
500. PYGATHRIX CREPUSCULA. Mooleyit, British Burma.
501. PYGATHRIX C. WROUGHTONI. Siam.
502. PYGATHRIX ENTELLUS. Part of the Gangetic Provinces; the Dukhun, and the Carnatic to the Malabar coast, south western Bengal; Central Provinces; Bombay, Guzerat; Southern Rajputana, and part of the North west Provinces to Kattywar, and probably to Cutch, but not to Sind or the Punjaub.
503. PYGATHRIX ALBIPES. Island of Luzon; Philippine Archipelago.

504. PYGATHRIX SCHISTACEUS. Cashmere to Bhutan; Himalaya Mountains.
505. PYGATHRIX LANIA. Chumbi, Thibet.
506. PYGATHRIX PILEATA. Assam, Sylhet, Tipperah, Chittagong, northern Arakan, and part of Upper Burma.
507. PYGATHRIX HYPOLEUCA. Malabar coast to Cape Comorin, 12,000 feet elevation.
508. PYGATHRIX PRIAMUS. Nellore, to the Coromandel coast; the Carnatic, the Wynaad, and eastern slopes of the Nilgiri Hills up to 6,000 feet; and northern Ceylon, to the Kandyan Hills in the south.
509. PYGATHRIX NEMÆUS. Cochin China; and the Island of Hainan.
510. PYGATHRIX NIGRIPES. Saigon, and mouth of the Mékong River, Cochin China.

## RHINOPITHECUS.

*Range of the Genus.*

PALÆARCTIC REGION.

*Range of the Species.*

511. RHINOPITHECUS ROXELLANÆ. Northwestern China to Kokonoor, and Konsu Kinsu, Northwestern Setchuen.
512. RHINOPITHECUS BIETI. Chinese Province of Yunnan.
513. RHINOPITHECUS BRELICHI. Van Gin Shan range of mountains north of the Province of Kwsichow, Central China.
514. RHINOPITHECUS AVUNCULUS. Yen-Bay, Tonkin.

## SIMIAS.

*Range of the Genus.*

ORIENTAL REGION.

*Range of the Species.*

515. SIMIAS CONCOLOR. South Pagi Island; west of Sumatra.

## NASALIS.

*Range of the Genus.*

ORIENTAL REGION.

*Range of the Species.*

516. NASALIS LARVATUS. Island of Borneo.

## COLOBUS.

*Range of the Genus.*

## ETHIOPIAN REGION.

*Range of the Species.*

517. COLOBUS VERUS. Liberia; forests of Fantee, and Ashantee, West Africa.
518. COLOBUS RUFOMITRATUS. Forests of the Muriuni near Mombassa, East Africa.
519. COLOBUS TEPHROSCELES. Mt. Ruwenzori, Uganda, East Africa.
520. COLOBUS NIGRIMANUS. Liranga, banks of the Congo, Central Africa.
521. COLOBUS ELLIOTI. Lake Albert Edward, British East Africa.
522. COLOBUS PREUSSI. Cameroon, West Africa.
523. COLOBUS KIRKI. Island of Zanzibar.
524. COLOBUS BOUVIERI. Forests of Gambia; Casamanca; Gaboon; and Congo, West Africa.
525. COLOBUS THOLLONI. Congo State. Range unknown.
526. COLOBUS TEMMINCKI. Locality unknown.
527. COLOBUS —————? West of Lake Albert, Congo State, Central Africa.
528. COLOBUS FOAI. South west of Lake Tanganyika, Congo State, Central Africa.
529. COLOBUS GRAUERI. Congo State, Central Africa.
530. COLOBUS OUSTALETI. Congo State, Central Africa.
531. COLOBUS FERRUGINEUS. Liberia, West Africa.
532. COLOBUS FULIGINOSUS. Gambia, West Africa.
533. COLOBUS RUFONIGER. Sierra Leone, Liberia?, West Africa.
534. COLOBUS PENNANTI. Gaboon; Island of Fernando Po; West Africa.
535. COLOBUS GODONORUM. German East Africa.
536. COLOBUS SATANAS. Senegambia, to French Congo; Island of Fernando Po; West Africa.
537. COLOBUS RUWENZORI. Mt. Ruwenzori, Uganda, British East Africa.
538. COLOBUS VELLEROSUS. Senegambia, to the Gold Coast; West Africa.
539. COLOBUS POLYCOMUS. Sierra Leone, to Liberia, West Africa.

540. COLOBUS PALLIATUS. North of Lake Nyassa, German East Africa.
541. COLOBUS SHARPEI. Ituri forest in Congo State, to Nyassaland, East Africa.
542. COLOBUS ANGOLENSIS. Left bank of Congo to Angola, West Africa.
543. COLOBUS ABYSSINICUS. Abyssinia.
544. COLOBUS OCCIDENTALIS. Uganda to Victoria Nyanza; Upper and Lower Congo; Lake Chad; Nigeria, West Africa.
545. COLOBUS POLIURUS. Omo River, Abyssinia.
546. COLOBUS CAUDATUS. Mt. Kenia, British East Africa; Uganda, Unyamwezi, south east of Victoria Nyanza, and Mount Kilimanjaro, German East Africa.
547. COLOBUS GALLARUM. Galla country; Abyssinia.

## HYLOBATIDÆ.

## HYLOBATES.

*Range of the Genus.*

## ORIENTAL REGION.

*Range of the Species.*

548. HYLOBATES NASUTUS. Cochin China; Island of Hainan.
549. HYLOBATES HOOLOCK. Assam, Arakan, Upper Burma, and Kakhien Hills.
550. HYLOBATES LAR. Range between Pegu, and Arakan; Tenasserim.
551. HYLOBATES HENRICI. Tonkin, near border of Yunnan.
552. HYLOBATES LEUCOGENYS. Siam.
553. HYLOBATES GABRIELLI. Annam.
554. HYLOBATES LEUCISCUS. Island of Java.
555. HYLOBATES AGILIS. Island of Sumatra.
556. HYLOBATES PILEATUS. Cambogia; Siam; Cochin China.
557. HYLOBATES CONCOLOR. Borneo.
558. HYLOBATES FUNEREUS. Islands of Sulu Archipelago?
559. HYLOBATES FUSCUS. Locality unknown.

## SYMPHALANGUS.

*Range of the Genus.*

## ORIENTAL REGION.

*Range of the Species.*

560. SYMPHALANGUS SYNDACTYLUS. Sumatra.  
 561. SYMPHALANGUS S. CONTINENTIS. Selangore, Malay Peninsula.  
 562. SYMPHALANGUS KLOSSI. South Pagi Island, west of Sumatra.

## PONGIIDÆ.

## PONGO.

*Range of the Genus.*

## ORIENTAL REGION.

*Range of the Species.*

563. PONGO PYGMÆUS. Borneo; Sumatra?  
 564. PONGO ABELII. (if distinct). Sumatra.

## GORILLA.

*Range of the Genus.*

## ETHIOPIAN REGION.

*Range of the Species.*

565. GORILLA GORILLA. Gaboon, West Africa.  
 566. GORILLA G. MATSCHIE. Southern Cameroon, West Africa.  
 567. GORILLA G. ——— ? MOKBE. Southern Cameroon, West Africa.  
 568. GORILLA G. DIEHLI. Northern Cameroon, West Africa.  
 569. GORILLA G. JACOBI. Southern Cameroon, West Africa.  
 570. GORILLA G. ——— ? UPPER OGOWÉ. Gaboon, West Africa.  
 571. GORILLA G. CASTANEICEPS. French Congo, West Africa.  
 572. GORILLA G. ——— ? MBIawe. South Cameroon, West Africa.  
 573. GORILLA BERINGERI. Kirunga, German East Africa.

## PSEUDOGORILLA.

*Range of the Genus.*

## ETHIOPIAN REGION.

*Range of the Species.*

574. PSEUDOGORILLA MAYEMA? Congo forest.

## PAN.

*Range of the Genus.*

## ETHIOPIAN REGION.

*Range of the Species.*

575. PAN CALVUS. Southern Cameroon, and Gaboon, West Africa.  
 576. PAN FULIGINOSUS. French Congo, West Africa.  
 577. PAN SATYRUS. Gaboon, West Africa.  
 578. PAN KOOLOO-KAMBA. Cameroon, and Gaboon, West Africa.  
 579. PAN LEUCOPRYMNUS. "Coast of Guinea"; West Africa.  
 580. PAN CHIMPANSE. Gambia, West Africa.  
 581. PAN ——— ? BASHO. Northwestern Cameroon, West Africa.  
 582. PAN SCHWEINFURTHI. Soudan; south to west shore of Lake Tanganyika; Congo State; Central Africa.  
 583. PAN S. MARUNGENSIS. Vicinity of the Albert Nyanza, and in the Congo forest.  
 584. PAN ——— ? DUNNE. Southern Cameroon.  
 585. PAN AUBRYI. Cameroon and Gaboon, West Africa.  
 586. PAN ——— ? LOMIE. Interior of Cameroon, West Africa.  
 587. PAN VELLEROSUS. Cameroon, West Africa.  
 588. PAN FUSCUS. Locality unknown.

From the foregoing it will be observed that the Ethiopian Region contains the largest number of genera of the Primates, viz.: twenty-five, the Neotropical Region next with fourteen, then the Oriental Region with nine, the Palæarctic Region three, and the Australian Region with three. All the species of LEMUROIDEA excepting the species of DAUBENTONIA, TARSIVUS, LORIS and NYCTICEBUS, are natives of the Ethiopian Region. Of the genera of the ANTHROPOIDEA two are common to two of the Zoogeographical Regions, viz.: PITHECUS and PYGATHRIX which are represented by species in the eastern portion of the Palæarctic Region and generally, (more particularly as regards the first genus), in the Oriental Region, and one, TARSIVUS, has species in both the Oriental and Australian Regions. All other genera have their members confined to one Region only.





## BIBLIOGRAPHY.

### PRINCIPAL AUTHORS AND WORKS REFERRED TO

1758. LINNÆUS (C). *Systema Naturæ*.
1762. BRISSON (M. J). *Regnum Animali*.
1763. GRONOVIVS (L. T). *Zoophylacium Gronovianum*, exhibens Animalia Quadrupedia, Amphibia, Pisces, Insecta, Vermes, Mollusca, Testacea, et Zoophyta.
1775. SCHREBER (J. C. D. VON) *Die Säugthiere in Abbildungen nach der Natur mit Beschreibungen*.  
 ERXLBEN (J. C. P). *Systema Regni Animalis*, per classes, ordines, genera, species, varietates; cum synonymia et historia Animalium.
1777. FRISCH (J. L). *Natursystem der vierfüssigen Thiere in Tabellen zum Nutzen der erwachsenen Schuljugend*.
1779. BLUMENBACH (J. F). *Handbuch Naturgeschichte*.
1780. STORR (G. C. C). *Prodromus Methodi Mammalium*.  
 BODDÆRT (P). *Elenchus Animalium*. Sistens Quadrupedia huc usque nota, eorumque varietates.
- 1786-88. SCOPOLI (J. A). *Delicia Floræ et Faunæ Insubricæ*, seu novæ, aut Insubria Austriaca, tam spontaneas, quam exoticas vidit, descripsit, et æri incidi curavit, etc.
1788. GMELIN (J. F). *Systema Naturæ*.
1792. KERR (R). *The Animal Kingdom, or Zoological System of the celebrated Sir Charles Linnæus*.
1795. CUVIER (G). and SAINT-HILAIRE (E). *Magasin Encyclopédique*, Mammalogie. Des caractères qui peuvent servir à diviser les singes.
1797. AUDEBERT (J. B). *Histoire Naturelle des Singes et des Makis*.
1799. LACÉPÈDE (B. G. E). *Tableau des Mammifères*.
1800. CUVIER (G). *Leçons d'Anatomie Comparée*.  
 SHAW (G). *General Zoology or Systematic Natural History*.
1804. DESMAREST (A. G). *Tableau Méthodique des Mammifères*; in Nouveau Dictionnaire d'Histoire Naturelle.  
 FISCHER-DE-WALDHEIM (G). *Anatomie der Maki, und der ihnen verwandten Thiere*.
1806. SAINT-HILAIRE (E). *Mémoire sur les Singes à main imparfaite ou les Ateles (!)*; in Annales du Muséum d'Histoire Naturelle de Paris.

1811. ILLIGER (J. K. W). *Prodromis Systematis Mammalium et Avium*, additis terminis Zoographis utriusque classis.
1812. GEOFFROY SAINT-HILAIRE (E). *Tableau des Quadrumanes*; in *Annales du Muséum d'Histoire Naturelle de Paris*.
1815. RAFINESQUE-SCHMALTZ (C. S). *Analyse de la Nature*, ou tableau de l'Univers et des corps organisés.
1816. OKEN (L). *Lehrbuch der Naturgeschichte*.
1817. CUVIER (BARON G. L. C. F. D). *Le Règne Animal*, distribué d'après son organisation pour servir de base à l'Histoire Naturelle des Animaux et d'introduction à l'Anatomie comparée.
1820. GOLDFUSS (O). *Handbuch der Zoologie*.
1820. KUHL (H). *Beiträge zur Zoologie und vergleichenden Anatomie*.
1823. SPIX (J. B). *Simiarum et Vespertilionum Brasiliensium Species novæ*, ou Histoire Naturelle des espèces nouvelles de Singes et de Chauve-Souris observées et recueillies pendant le voyage dans l'intérieur du Brésil dans les années 1817-1820.
1824. HORSFIELD (T). *Zoological Researches in Java and the neighboring Islands*.
- 1824-42. GEOFFROY SAINT-HILAIRE (E). et CUVIER (F). *Histoire Naturelle des Mammifères*, avec des figures originales coloriées, dessinées d'après des animaux vivants.
- 1827-33. HOEVEN (JAN VAN DER). *Handboek der Dierkunde*, of grondbeginsels der natuurlijke geschiedenis van het Dierenrijk.
- 1827-41. TEMMINCK (C. J). *Monographies de Mammalogie*, ou description de quelques genres de Mammifères, dont les espèces ont été observées dans les differens Musées de l'Europe.
1827. LESSON (R. P). *Manuel de Mammalogie*, ou Histoire naturelle des Mammifères.
1828. GEOFFROY SAINT-HILAIRE (E). *Cours d'Histoire Naturelle des Mammifères*, comprenant quelques vues préliminaires de philosophie naturelle et de l'histoire des Singes, des Makis, des Chauve-souris et de la Taupe.
1828. BROOKES (J). *Catalogue of the Anatomical and Zoological Museum of Joshua Brookes, London*.
1828. BILLBERG (G. J). *Synopsis Faunæ Scandinaviæ*.
- 1828-45. HEMPRICH (F. W). et EHRENBERG (C. G). *Symbolæ Physicæ*, etc.
1829. FISCHER (J. B). *Synopsis Mammalium*.

1830. FISCHER (J. B). *Addenda, Emendanda et Index ad Synopsis Mammalium.*
1831. VOIGT (F. S). *Cuvier's (G). Das Thierreich.*
1835. SWAINSON (W). *Natural History and Classification of Quadrupeds*, in Lardner's Cyclopaedia.
1835. KAUP (J. J). *Das Thierreich in Seinen Hauptformen systematisch beschreiben.*
1835. GEOFFROY SAINT-HILAIRE (I). *Bélanger Voyage aux Indes Orientales par le Nord de l'Europe.*
1839. BLAINVILLE (H. M. D). *Ostéographie, ou description Iconographique comparée du Squelette et du système dentaire des Mammifères récentes et fossiles, pour servir de base à la Zoologie et la Geologie.*
1840. WAGNER (J. A). *Schreber die Säugthiere. Supplementband.*
1840. LESSON (R. P). *Species des Mammifères bimanés et quadrumanes, suivi d'un mémoire sur les Oryctéropes.*
1841. GLOGER (C. W. L). *Gemeinnütziges Hand- und Hilfsbuch der Naturgeschichte. Für gebildete Leser aller Stände, besonders für die reifere Jugend und ihre Lehrer.*
1841. MARTIN (W. C. L). *A Natural History of Quadrupeds and other Mammiferous Animals, with a particular view of the Physical History of Man.*
1842. BOITARD (P). *Le Jardin des Plantes; description et mœurs des Mammifères de la Ménagerie et du Muséum d'Histoire naturelle, précédé d'une introduction historique, descriptive et pittoresque, par J. Janin.*
- 1842-48. PETERS (W. C. H). *Naturwissenschaftliche Reise nach Mosambique auf Befehl seiner Majestät des Königs Friedrich Wilhelm IV in den Jahren 1842 bis 1848 ausgeführt.*
1843. GRAY (J. E). *List of Mammalia in the British Museum.*
1844. SCHINZ (H. R). *Systematisches Verzeichniss aller bis jetzt bekannten Säugthiere, oder Synopsis Mammalium nach der Cuvier'schen System.*
1844. VAN DER HOEVEN (J). *Bijdragen tot de kennis van de Lemuridæ of Prosimii; in Tijdschrift voor Natuurlijke Geschiedens en Physiologie, Elfde Deel.*
1851. GEOFFROY SAINT-HILAIRE (I). *Catalogue Méthodique de la Collection des Mammifères, de la Collection des Oiseaux et des Collections annexes du Muséum d'Histoire Naturelle de Paris. Première Partie Mammifères. Catalogue des Primates.*
1851. OWEN (SIR R). *Osteological Contributions to the Natural*

- History of the Chimpanzee (Troglodytes) and Orangs (Pithecus)*. Descriptions of the Cranium of an Adult Male Gorilla from the River Danger, West Coast of Africa, indicative of a variety of the Great Chimpanzee (Troglodytes Gorilla) with remarks on the capacity of the Cranium and other characters shown by sections of the Skull, in the Orangs (Pithecus), Chimpanzees (Troglodytes), and in different varieties of the human race; in Transactions of the Zoological Society of London.
- 1852-54. KELAART (E. F). *Prodromus Faunæ Zeylanicæ*; being contributions to the Zoology of Ceylon.
1856. DAHLBOM (A. G). *Zoologiska Studier, afhandlande Djurrikets Naturliga Familjer*.
1858. ELLIS (W). *Three Visits in Madagascar* during the years 1853, 1854, 1856; including a journey to the Capital, with notices of the Natural History of the Country.
1862. REICHENBACH (H. G. L). *Die vollständigste Naturgeschichte der Affen*.
1864. MIVART (ST. G). *Notes on the Crania and Dentition of the Lemuridæ*; in Proceedings of the Zoological Society of London.
1866. SCHLEGEL (H). *Contributions à la Faune de Madagascar et des îles avoisinantes d'après les découvertes et observations de M. M. François Pollen et M. D.-C. Van Dam*; in *Nederlandsch Tijdschrift voor De Dierkunde*.
1866. HAECKEL (E). *Generelle Morphologie der Organismen*.
1868. SCHLEGEL (H), in Pollen (F. P. L). and Van Dam (M. D.-C). *Recherches sur la Faune de Madagascar et de ses dépendances d'après les découvertes de F. P. L. Pollen et M. D.-C. Van Dam. Mammifères et Oiseaux*.
- 1868-74. MILNE-EDWARDS (H. et A). *Recherches pour servir à l'Histoire Naturelles des Mammifères*, comprenant des considérations sur la classification de ces animaux.
1869. WALLACE (A. R). *The Malay Archipelago: the Land of the Ourang-utan and the Bird of Paradise. A Narrative of Travel, with studies of man and nature*.
1870. GRAY (J. E). *Catalogue of Monkeys, Lemurs and Fruit-eating Bats, in the British Museum*.
1870. FITZINGER (L. J). *Revision der Ordnung der Halbaffen oder Affer (Hemipitheci)*; in Sitzungsberichte der Mathematisch-Naturwissenschaftlichen Classe der Kaiserlichen Akademie der Wissenschaften, Wien.

1874. BELT (T). *The Naturalist in Nicaragua*; a narrative of a residence at the gold mines of Chontales; journeys in the Savannas and Forests. With observations of animals and plants in reference to the theory of evolution of living forms.
- 1875-1901. MILNE-EDWARDS (A). et GRANDIDIER (A). *Histoire Physique, Naturelle et Politique de Madagascar*.
1876. SCHLEGEL (H). *Museum d'Histoire Naturelle des Pays-Bas, Simia*. Revue Méthodique et Critique des Collections déposées dans cet Établissement.
1881. ANDERSON (J). *Catalogue of Mammalia in the Indian Museum, Calcutta*.
1883. PELZELN (A. VON). *Brasilische Säugethiere*. Resultate von Johann Natterer's Reise in den Jahren 1817 bis 1835.
1886. JOHNSTON (SIR H. H). *The Kilima-njaro Expedition*. A record of Scientific exploration in Eastern Equatorial Africa: and a general description of the Natural History, Languages, and Commerce of the Kilima-njaro district.
- 1886-87. ROCHEBRUNE (A. T. DE). *Faune de la Sénégambie. Supplément. Mammifères*.
1891. FLOWER (SIR W. H). and LYDEKKER (R). *An Introduction to the Study of Mammals living and extinct*.
1893. SCLATER (P. L). *On a new African Monkey of the genus Cercopithecus with a List of the Known Species*: in the Proceedings of the Zoological Society of London.
1894. MAJOR (C. I. F). *Über die Malayassischen Lemuriden Galtungen Microcebus, Opolemur und Chirogale*, in *Novitates Zoologicae*.
1894. FORBES (H. O). *A Hand-book of the Primates*.
1895. MATSCHIE (P). *Ueber Säugthiere von Deutsch-Ost-Africa*.
- 1896-1903. SELENKA (E). *Die Rassen und der Zahnwechsel des Ourang-Utan*; in Sitzungsberichte Königliche Akademie Wissenschaften, Berlin.
1896. POUSARGUES, (E. DE). *Sur quelques Singes Africains appartenant aux genres Colobus et Cercopithecus*; in *Annales des Sciences Naturelles, Zoologie et Paléontologie*.  
POUSARGUES (E. DE). *Étude sur les Mammifères du Congo Français* in *Annales des Sciences Naturelles Zoologie et Paléontologie*.
1897. TROUËSSART (E. L). *Catalogue Mammalium tam viventium quam fossilium*.

1904. MATSCHIE (P). *Einige Bemerkungen über die Schimpansen*; in Sitzungs-Bericht Gesellschaft Naturforschender Freunde, Berlin.
1904. ROTHSCHILD (HON. W). *Notes on Anthropoid Apes*; in Proceedings of the Zoological Society of London.
1904. ELLIOT (D. G). *The Land and Sea Mammals of Middle America and the West Indies*.
1906. ELLIOT (D. G). *Catalogue of Mammals in the Field Columbian Museum, Chicago*.
1906. POCOCK (R. I). *On the genus Cercocebus*, with a Key to the Known Species; in Annals and Magazine of Natural History.
1907. POCOCK (R. I). *A Monographic Revision of the Monkeys of the genus Cercopithecus*; in Proceedings of the Zoological Society of London.
1910. KOLLMANN (M). *Note sur les genres Chirogale et Microcebus*; in Bulletin du Muséum d'Histoire Naturelle, Paris.
1910. SCHWARZ (E). *On Cercocebus albigena and Cercocebus aterrimus*; in Annals and Magazine of Natural History.
1911. SCHWARZ (E). *Ueber einige Mangaben*; in Sitzungsberichte Gesellschaft Naturforschender Freunde, Berlin.


# CONTENTS.

## VOLUME I.

### ORDER PRIMATES.

#### SUBORDER I. LEMUROIDEA.

	PAGE
Family I. Daubentoniidæ—Aye-Aye .....	1
Family II. Tarsiidæ—Tarsiers .....	7
Family III. Nycticibidæ .....	16
Subfamily I. Lorisinæ—Lori—Awantibo—Pottos .....	16
Subfamily II. Galaginæ—Bush-Babys .....	45
Subfamily III. Lemurinæ—Lemurs .....	87
Subfamily IV. Indrisinæ—Avahis—Safakas—Endrina .....	163
Suborder II. Anthropeida .....	179
Family I. Callitrichidæ—Tamarins—Marmosets—Titi Monkeys .....	179
Family II. Cebidæ .....	258
Subfamily I. Alouattinæ—Howlers .....	258
Subfamily II. Pithecinae—Sakis—Uakari—Squirrel Monkeys.....	285





# LIST OF COLORED PLATES.

## VOLUME I.

	OPPOSITE PAGE
Frontispiece      SENIOCEBUS METICULOSUS ELLIOT.	
1. Galago monteiri .....	59
2. Galago alleni .....	63
3. Galago elegantulus pallidus .....	79
4. Hemigalago demidoffi .....	82
5. Chirogale major .....	92
6. Lemur fulvus .....	147
7. Lichanotus laniger .....	163
8. Callithrix argentata .....	221
9. Pithecia monachus .....	288
10. Cacajao melanocephalus .....	305
11. Cacajao rubicundus (head) .....	304



# LIST OF PLATES OF CRANIA.

## VOLUME I.

	OPPOSITE PAGE
I. <i>Daubentonia madagascariensis</i> .....	1
II. <i>Tarsius fuscus</i> .....	7
III. <i>Loris tardigradus</i> .....	16
IV. <i>Loris lydekkerianus</i> .....	19
V. <i>Nycticebus natunæ</i> .....	21
VI. <i>Arctocebus calabarensis</i> .....	35
VII. <i>Perodicticus potto</i> .....	38
VIII. <i>Galago crassicaudatus</i> .....	45
IX. <i>Galago alleni</i> .....	63
X. <i>Galago elegantulus</i> .....	77
XI. <i>Hemigalago demidoffi</i> .....	82
XII. <i>Chirogale sibreei</i> .....	87
XIII. <i>Microcebus murinus</i> .....	98
XIV. <i>Mixocebus caniceps</i> .....	110
XV. <i>Altililemur thomasi</i> .....	111
XVI. <i>Lepidolemur mustelinus</i> .....	115
XVII. <i>Myoxicebus simus</i> .....	124
XVIII. <i>Lemur catta</i> .....	130
XIX. <i>Lichanotus laniger</i> .....	163
XX. <i>Propithecus diadema</i> .....	166
XXI. <i>Indris indris</i> .....	175
XXII. <i>Seniocebus meticulousus</i> .....	179
XXIII. <i>Cercopithecus midas</i> .....	190
XXIV. <i>Leontocebus mystax</i> .....	194
XXV. <i>Leontocebus rosalia</i> .....	209
XXVI. <i>Ædipomidas œdipus</i> .....	213
XXVII. <i>Callithrix leucopus</i> .....	216
XXVIII. <i>Callicebus personatus</i> .....	234
XXIX. <i>Alouatta beelzebul</i> .....	258
XXX. <i>Pithecia monacha</i> .....	285
XXXI. <i>Cacajao calvus</i> .....	299
XXXII. <i>Saimiri œrstedii</i> .....	307



# LIST OF PLATES OF FIGURES FROM LIFE.

## VOLUME I.

	PAGE OPPOSITE
1. <i>Daubentonia madagascariensis</i> .....	2
2. { <i>Loris tardigradus</i> .....	} 18
{ <i>Nycticebus coucang</i> .....	
3. { <i>Galago garnetti</i> .....	} 57
{ <i>Galago senegalensis</i> .....	
4. { <i>Microcebus coquereli</i> .....	} 145
{ <i>Lemur nigrifrons</i> .....	
{ <i>Lemur rufus</i> .....	
5. { <i>Lemur catta</i> .....	} 158
{ <i>Lemur variegatus</i> .....	
6. { <i>Pithecia monachus</i> .....	} 288
{ <i>Pithecia pithecia</i> .....	
{ <i>Cacajao rubicundus</i> .....	



# LIST OF GENERA AND SPECIES.

## VOLUME I.

	PAGE
Daubentonia .....	1
Daubentonia madagascariensis .....	1
Tarsius .....	7
Tarsius philippinensis .....	10
Tarsius fraterculus .....	12
Tarsius sanghirensis .....	12
Tarsius saltator .....	13
Tarsius borneanus .....	13
Tarsius bancanus .....	14
Tarsius fuscus .....	15
Loris .....	16
Loris tardigradus .....	18
Loris lydekkerianus .....	19
Nycticebus .....	21
Nycticebus borneanus .....	24
Nycticebus bancanus .....	24
Nycticebus tenasserimensis .....	25
Nycticebus coucang .....	26
Nycticebus cinereus .....	27
Nycticebus javanicus .....	28
Nycticebus natunæ .....	29
Nycticebus malaianus .....	29
Nycticebus hilleri .....	31
Nycticebus menagensis .....	32
Nycticebus pygmæus .....	33
Arctocebus .....	35
Arctocebus calabarensis .....	35
Arctocebus aureus .....	36
Perodicticus .....	38
Perodicticus potto .....	39
Perodicticus ju-ju .....	41
Perodicticus ibeanus .....	41
Perodicticus faustus .....	42
Perodicticus edwardsi .....	42
Galago .....	45
Galago crassicaudatus .....	54
Galago zuluensis .....	56

	PAGE
Galago panganiensis .....	57
Galago garnetti .....	57
Galago badius .....	58
Galago monteiri .....	59
Galago kirki .....	60
Galago lasiotis .....	61
Galago hindsi .....	62
Galago alleni .....	63
Galago a. cameronensis .....	65
Galago gabonensis .....	65
Galago g. batesi .....	66
Galago zanzibaricus .....	67
Galago talboti .....	67
Galago gallarum .....	68
Galago braccatus .....	68
Galago b. albipes. ....	69
Galago dunni .....	70
Galago nyassæ .....	70
Galago granti .....	71
Galago senegalensis .....	72
Galago sennaariensis .....	74
Galago mozambicus .....	76
Galago pupulus .....	76
Galago elegantulus .....	77
Galago e. tonsor .....	78
Galago e. pallidus .....	79
Galago e. apicalis .....	80
Hemigalago .....	82
Hemigalago demidoffi .....	82
Hemigalago d. poensis .....	84
Hemigalago anomurus .....	84
Hemigalago thomasi .....	85
Chirogale .....	87
Chirogale major .....	92
Chirogale melanotis .....	95
Chirogale sibreei .....	95
Chirogale crossleyi .....	96
Chirogale trichotis .....	96
Microcebus .....	98
Microcebus murinus .....	102
Microcebus myoxinus .....	106
Microcebus coquereli .....	107
Microcebus furcifer .....	108
Mixocebus .....	110
Mixocebus caniceps .....	110



	PAGE
Altillemur .....	111
Altillemur medius .....	112
Altillemur thomasi .....	113
Lepidolemur .....	115
Lepidolemur globiceps .....	117
Lepidolemur grandidieri .....	118
Lepidolemur leucopus .....	118
Lepidolemur mustelinus .....	119
Lepidolemur microdon .....	121
Lepidolemur ruficaudatus .....	122
Lepidolemur edwardsi .....	123
Myoxicebus .....	124
Myoxicebus griseus .....	124
Myoxicebus olivaceus .....	127
Myoxicebus simus .....	128
Lemur .....	130
Lemur mongos .....	141
Lemur coronatus .....	144
Lemur nigrifrons .....	145
Lemur fulvus .....	147
Lemur rufifrons .....	150
Lemur rubriventer .....	151
Lemur rufus .....	153
Lemur albifrons .....	154
Lemur cinereiceps .....	156
Lemur macaco .....	156
Lemur nigerrimus .....	157
Lemur catta .....	158
Lemur variegatus .....	160
Lemur v. ruber .....	162
Lichanotus .....	163
Lichanotus laniger .....	163
Propithecus .....	166
Propithecus diadema .....	168
Propithecus d. edwardsi .....	170
Propithecus d. sericeus .....	171
Propithecus verreauxi .....	171
Propithecus v. deckeni .....	172
Propithecus v. coquereli .....	173
Propithecus v. coronatus .....	174
Indris .....	175
Indris indris .....	175

	PAGE
Seniocebus .....	179
Seniocebus bicolor .....	186
Seniocebus melitiosus .....	188
Seniocebus martinsi .....	189
Cercopithecus .....	190
Cercopithecus midas .....	190
Cercopithecus rufimanus .....	191
Cercopithecus ursulus .....	192
Leontocebus .....	194
Leontocebus labiatus .....	195
Leontocebus pileatus .....	197
Leontocebus thomasi .....	198
Leontocebus nigrifrons .....	198
Leontocebus nigricollis .....	199
Leontocebus chrysopygus .....	200
Leontocebus mystax .....	201
Leontocebus weddelli .....	202
Leontocebus devellii .....	203
Leontocebus apicularis .....	204
Leontocebus illigeri .....	205
Leontocebus tripartitus .....	206
Leontocebus lagonotus .....	206
Leontocebus fuscicollis .....	207
Leontocebus graellsii .....	208
Leontocebus imperator .....	209
Leontocebus rosalia .....	209
Leontocebus leoninus .....	210
Leontocebus chrysomelas .....	210
Ædipomidas .....	213
Ædipomidas œdipus .....	213
Ædipomidas geoffroyi .....	214
Callithrix .....	216
Callithrix argentata .....	221
Callithrix leucopus .....	222
Callithrix chrysoleuca .....	223
Callithrix gœldi .....	224
Callithrix santaremensis .....	224
Callithrix aurita .....	225
Callithrix penicillata .....	226
Callithrix p. jordani .....	227
Callithrix jacchus .....	228
Callithrix flaviceps .....	229
Callithrix leucocephala .....	229
Callithrix humeralifer .....	230

	PAGE
Callithrix albicollis .....	231
Callithrix pygmæa .....	232
Callicebus .....	234
Callicebus torquatus .....	239
Callicebus amictus .....	240
Callicebus ustofuscus .....	241
Callicebus cupreus .....	242
Callicebus calligatus .....	243
Callicebus melanochir .....	244
Callicebus pænulatus .....	245
Callicebus egeria .....	246
Callicebus leucometopa .....	246
Callicebus subrufus .....	247
Callicebus hoffmannsi .....	248
Callicebus ornatus .....	248
Callicebus remulus .....	249
Callicebus donacophilus .....	249
Callicebus emiliæ .....	250
Callicebus pallescens .....	251
Callicebus moloch .....	251
Callicebus cinerascens .....	252
Callicebus nigrifrons .....	254
Callicebus gigot .....	254
Callicebus personatus .....	255
Callicebus brunneus .....	257
Alouatta .....	258
Alouatta caraya .....	265
Alouatta ululata .....	267
Alouatta villosus .....	268
Alouatta beelzebul .....	270
Alouatta palliata .....	271
Alouatta p. mexicana .....	272
Alouatta p. coibensis .....	273
Alouatta p. aequatorialis .....	274
Alouatta ursina .....	274
Alouatta seniculus .....	277
Alouatta macconnelli .....	281
Alouatta insulanus .....	282
Alouatta juara .....	283
Alouatta sara .....	283
Pithecia .....	285
Pithecia monacha .....	288
Pithecia capillimentosa .....	291
Pithecia albicans .....	292
Pithecia pithecia .....	293


	PAGE
<i>Pithecia chrysocephala</i> .....	294
<i>Pithecia albinasa</i> .....	295
<i>Pithecia satanas</i> .....	296
<i>Pithecia chiropotes</i> .....	297
<i>Cacajao</i> .....	299
<i>Cacajao calvus</i> .....	301
<i>Cacajao rubicundus</i> .....	304
<i>Cacajao melanocephalus</i> .....	305
<i>Saimiri</i> .....	307
<i>Saimiri sciureus</i> .....	310
<i>Saimiri cassiquiarensis</i> .....	311
<i>Saimiri macrodon</i> .....	312
<i>Saimiri madeiræ</i> .....	313
<i>Saimiri ustus</i> .....	314
<i>Saimiri boliviensis</i> .....	315
<i>Saimiri b. nigriceps</i> .....	316
<i>Saimiri cerstedti</i> .....	316

## ERRATA.

The family name of the Anthropoid Apes has been consistently misspelled wherever it appears in this work, and the error was detected too late to correct it on the earlier pages. It was then decided, as it is found in comparatively few places, to continue it as a uniform error and call attention to it here.

The premier genus of the Great Apes is Pongo, and the family name Pongidæ, not Pongiidæ. This is in accordance with the custom which has caused the acceptance of the subfamily name of the species of the genera GALAGO and HEMIGALO—GALAGINÆ. On the other hand, if it is deemed desirable to consider this barbarous name as a Latin word with a genitive case, then, of course, the family name would be *Pongonidæ*.


There is, however, no rule, known to the author, incorporated in any code, which regulates the formation of native or barbarous words that properly are not declinable, have really no genitive case, or in some cases are not even in Latin form, and have never been adopted in the Latin language.



A REVIEW  
OF THE PRIMATES









DAUBENTONIA MADAGASCARIENSIS.

No. 302a Col. Physicians and Surgeons Coll., London. Twice Nat. Size?

# CLASS MAMMALIA.

## ORDER PRIMATES. PRIMATES.

### SUBORDER 1. LEMUROIDEA.

#### FAMILY 1. DAUBENTONIIDÆ.

#### GENUS 1. DAUBENTONIA. THE AYE-AYE.

I.  $\frac{1-1}{1-1}$ ; C.  $\frac{0-0}{0-0}$ ; P.  $\frac{1-1}{1-1}$ ; M.  $\frac{3-3}{3-3} = 20$ .

**DAUBENTONIA** E. Geoff., Decad. Philos. et Litt., 1795, p. 195. Type

*Sciurus madagascariensis* Gmelin.

*Scolecophagus* E. Geoff., Decad. Philos. et Litt., 1795, p. 196.

*Aye-Aye* Lacépède, Tabl. Mamm., 1799, p. 6.

*Cheiromys* G. Cuv., Leçons Anat. Comp., I, 1800.

*Psilodactylus* Oken, Lehrb. Naturg., 1816, 3ter, Theil, Zool., 2te Abth., pp. IX, 1164-5.

*Myspithecus* Blainv., Ostéog. Mamm., I, 1839, fasc. III, p. 33, (nec Cuvier).

*Myslemur* Blainv., Dict. Univ. Hist. Nat., VIII, 1846, p. 559.

Head round; muzzle short; eyes round, with bristly brows; nictitating membrane present; ears large, rounded, inclined backwards, naked, with numerous protuberances; tail long, bushy; legs longer than arms; fingers long, claws compressed, pointed; third finger very slender, attenuate; thumb and great toe opposable, placed at an angle to the other digits; teats two, abdominal. Skull: braincase arched; muzzle short; halves of mandible independent, united at an acute angle by elastic tissue. Incisors large, curved, enamelled in front only; canines wanting; diastema present before first premolar which is much smaller than the molars; molars with flat crowns, tubercles indistinct.

#### **DAUBENTONIA MADAGASCARIENSIS (Gmelin).**

*Aye-Aye* Sonner., Voy. Ind., II, 1782, p. 138, t. 76; Ellis, Madag., 1858, p. 153; Bartl., Proc. Zool. Soc. Lond., 1862, p. 222; *Id.* Ann. Mag. Nat. Hist., XII, 1863, Ser. 3, p. 72; XVI, 1865, Ser. 3, p. 142.

*Sciurus madagascariensis* Gmel., Syst. Nat., I, 1788, p. 152, No. 29.

*Daubentonia madagascariensis* E. Geoff., Decad. Philos. et Litt., IV, 1795, p. 195; Dahlb., Stud. Zool. Fam. Reg. Natur. Anim., 1856, p. 236, t. 12; Gray, Proc. Zool. Soc. Lond., 1863, p. 151; *Id.* Cat. Monkeys, Lemurs and Fruit-eating Bats, Brit. Mus., 1870, p. 97; Schleg., Mus. Pays-Bas, Simiæ, 1876, p. 334; Elliot, Cat. Mamm. Field Columb. Mus., VIII, 1906, p. 522, fig. LXXX, Zool. Ser.

*Lemur psilodactylus* Shaw, Gen. Zool., 1800, p. 109.

*Tarsius daubentoni* Shaw, Gen. Zool., 1800, p. 114; Fisch., Anat. Maki, 1804, p. 37; Fitzing., Sitzungsber. Meth. Naturg. Akad. Wissen. Wien, 1870, p. 1756.

*Cheiromys madagascariensis* E. Geoff., Cat. Mamm., Mus. Hist. Nat. Paris, 1803, p. 181; Temm., Mon. Mamm., 1820, p. 106; I. Geoff., Cat. Primates, 1851, p. 85; Ellis, Madag., 1858, p. 144, fig.; Owen, Trans. Zool. Soc. Lond., V, 1862, p. 133, pls. XIV-XXVI; Peters, Abhandl. k. Akad. Wiss. Berlin, 1865, p. 79; Forbes, Handb. Primates, I, 1894, p. 14.

*Lemur psilodactylus* Blainv., Ostéog., 1841, Atl., Lemur V.

*Otolicnus madagascariensis* van d. Hoev., Tijdsch. Natuur. Gesch. Phys., 1814, p. 43.

*Chiromys madagascariensis* Forsyth-Major, Proc. Zool. Soc. Lond., 1901, p. 131; Shaw, Proc. Zool. Soc. Lond., 1883, p. 44.

*AYE-AYE.*

*Type locality.* Island of Madagascar.

*Geogr. Distr.* Island of Madagascar on east coast from Bay of Antongil to Mahanoro.

*Color.* General color black, the white basal half of the hairs showing; nose, spots over eyes, cheeks, chin, throat, neck in front and on sides yellowish white; tail very long, bushy, black; hands and feet, black.

*Measurements.* Total length, about 875; tail, 475. Skull: occipito-nasal length, 83; Hensel, 65; zygomatic width, 61; intertemporal width, 35; palatal length, 28; breadth of braincase, 45; median length of nasals, 15; length of upper molar series, 13; length of mandible, 38; length of lower molar series, 12.

This extraordinary little animal, possessing characters both of the Rodentia and Quadrumana, and known popularly as the 'Aye-Aye,' was first discovered by Sonnerat during his visit to the Island of Madagascar. The name it bears was suggested to Sonnerat by the exclamation "Aye-Aye" of the natives who accompanied him, and



DAUBENTONIA MADAGASCARIENSIS.



who then saw the creature for the first time. Its discoverer had a male and female alive on his ship where they lived for two months, subsisting on cooked rice. A skin was brought to Paris and presented to Buffon and was deposited in the Museum of the Jardin des Plantes. Buffon considered it allied to the Squirrels, and also that it had some relation to the Tarsier (TARSIVS—?). Gmelin placed it in the genus *Sciurus* and was followed by Cuvier, who however recognized the fact that while the teeth were those of a rodent, the head was very similar to that of the *Quadrupana*. Illiger associated it with TARSIVS and GALAGO; and Owen in his masterly treatise on the 'Aye-Aye' (1. c.) sums up its position as "related by affinity to the *Quadrupana*, and by analogy to the Rodentia." It is now generally conceded to be the sole representative of a distinct family of the Lemuroidea.

It is remarkable for various peculiarities such as the nictitating membrane of the eye, the naked ears studded with small protuberances, the attenuated and wirelike middle finger, and the opposable thumb and great toe. The fingers and toes are furnished with compressed pointed claws, excepting the great toe, which has a flat nail and is placed at a right angle to the other toes. The tail is long and bushy and is employed as a covering when the animal is sleeping. Teats two, abdominal. The *os planum* of the ethmoid not perceptible.

Hon. H. Sandwith, when Colonial Secretary in the Mauritius, obtained an example of the 'Aye-Aye' from Madagascar and exhibited it in spirits to Prof. Owen, and this was the first specimen received in England. In a letter to Prof. Owen, Dr. Sandwith says of this animal, which he kept for some time in captivity, "I observe he is sensitive to cold, and likes to cover himself up in a piece of flannel, although the thermometer is now often 90° in the shade. On receiving him from Madagascar, I was told he ate bananas, so of course I fed him on them, but tried him on other fruit. I found he liked dates, which was a grand discovery, supposing he be sent alive to England. Still I thought that those strong rodent teeth, as large as those of a young beaver, must have been intended for some other purpose than that of trying to eat his way out of a cage, the only use he seemed to make of them, beside masticating soft fruits. Moreover he had other peculiarities, e. g., singularly large naked ears, directed forwards, as if for offensive rather than defensive purposes; then again, the second finger of the hand is unlike anything but a monster supernumerary member, it being slender and long, half the thickness of the other fingers, and resembling a piece of bent wire. Excepting the head and this finger he closely resembled a lemur. Now, as he attacked every night the woodwork of his cage,

which I was gradually lining with tin I bethought myself of tying some sticks over the woodwork, so that he might gnaw these instead. I had previously put in some large branches for him to climb upon; but the others were straight sticks to cover over the woodwork of his cage, which he alone attacked. It so happened that the thick sticks I now put into his cage were bored in all directions by a large and destructive grub, called here the Montouk. Just at sunset the Aye-Aye crept from under his blanket, yawned, stretched, and betook himself to his tree, where his movements are lively and graceful, though by no means so quick as those of a Squirrel. Presently he came to one of the worm-eaten branches, which he began to examine most attentively; and bending forward his ears, and applying his nose close to the bark, he rapidly tapped the surface with the curious second digit, as a Woodpecker taps a tree, though with much less noise, from time to time inserting the end of the slender finger into the worm-holes as a surgeon would a probe. At length he came to a part of the branch which evidently gave out an interesting sound, for he began to tear it with his strong teeth. He rapidly stripped off the bark, cut into the wood, and exposed the nest of a grub, which he daintily picked out of its bed with the slender tapping finger, and conveyed the luscious morsel to his mouth. I watched these proceedings with much interest, and was much struck with the marvellous adaptation of the creature to its habits, shown by his acute hearing, which enables him aptly to distinguish the different tones emitted from the wood by his gentle tapping; his evidently acute sense of smell, aiding him in his search; his secure footsteps on the slender branches, to which he firmly clung by his quadrumanous members; his strong rodent teeth enabling him to tear through the wood; and lastly by the curious slender finger, unlike that of any other animal, and which he used alternately as a pleximeter, a probe, and a scoop.

“But I was yet to learn another peculiarity. I gave him water to drink in a saucer, on which he stretched out a hand, dipped a finger into it, and drew it obliquely through his open mouth; and this he repeated so rapidly, that the water seemed to flow into his mouth. After a while he lapped like a cat, but his first method of drinking appeared to me to be his way of reaching water in the deep clefts of trees.

“I am told that the Aye-Aye is an object of veneration in Madagascar, and that if any native touches one, he is sure to die within the year; hence the difficulty of obtaining a specimen.”

The Aye-Aye lives in the trees and is strictly nocturnal, becoming active on the disappearance of the sun. One young is said to be pro-



duced at a birth, and the female builds a large nest, two feet in diameter, of rolled up leaves of the Traveller tree, lining it with twigs and dry leaves and with an entrance on one side. The natives are very superstitious in regard to this animal, and are very unwilling to attempt to capture it.

A female Aye-Aye lived for several years in the Garden of the Zoological Society in Regent's Park, London, and Mr. Bartlett, the late Superintendent, has placed on record (l. c.) some interesting facts regarding its habits. On the voyage it gave birth to one young, which lived only ten days, and the mother was in very poor condition when she arrived, being thin and feeble. It slept during the day, lying on its side with the body curved and the tail spread out and flattened, and used as a covering, almost concealing the animal. At night it was active, moving about its cage in the dark and trying to gnaw its way out. It exhibited no uneasiness when a light was introduced, but tried to touch the lamp with its long fingers. It was in the habit of hanging by the hind legs, and when so suspended, employed the slender wire-like finger to clean and comb the tail. The same finger was utilized to clean the face, and pick at the corners of the eyes, the nose, mouth, ears, and various parts of the body. While so occupied the other fingers are kept partially closed.

Only the left hand was used in feeding and was moved very rapidly. The manner of taking food was peculiar. The fourth finger was thrust into the food, the slender finger being at the same time raised above and behind the others, and the first finger and thumb were lowered. The hand is then drawn rapidly back and forth, the inner side of the fourth finger passing between the lips, the head all the time held sideways, and at each movement the food was deposited in the mouth. Sometimes the animal would lap up the food from the dish, but not often. It never watched for its food or guarded it, for on Mr. Bartlett's removing the dish while the creature was feeding, it continued to thrust its hand forward, and only discontinued when no more food was procured, and then moved away to search elsewhere. After taking food in a fluid state, it frequently ate portions of wood and bark. It was fed upon a mixture of milk, honey, eggs and any thick, sweet, gelatinous food, but would not touch meal worms, grasshoppers, the larvæ of wasps and similar objects. It never uttered any sound or exhibited any anger, neither was it shy. Mr. Bartlett obtained some fresh sugar cane and placed some sticks in the cage, and the Aye-Aye

exhibited much fondness for it, cutting deeply into the cane with its powerful incisor teeth, then the fibre was drawn out and the juice extracted by chewing.

Mr. Shaw (l. c.) gives an interesting account of an Aye-Aye he had in captivity, relating its peculiar habits, most of which have already been given in the quoted statements of previous writers, but certain facts are worth recording. He says when his captive in its efforts to escape bit at the wire of its cage he noticed that the incisors of either jaw would separate and admit the wire between them even down to the gum, causing their tips to be a considerable distance apart. It was very savage and struck with its hands, but in the daytime its movements were slow and uncertain.

Regarding the superstitions the natives entertain of the animal, he states that many years ago, the Bétsimisáraka, in whose country the Aye-Aye is chiefly found, had occasion to open an old tomb in which an ancestor had been buried. No sooner was an entrance effected than an animal, which was a development of said ancestor, sprang out, and their exclamation of surprise, "Haye-haye," became the creature's name. Hence many of these people believe that the Aye-Aye is an embodiment of their forefathers and will not touch it, but when they happen to find a dead one in the forest, they make a tomb for it and bury it with all formality. They imagine that if they try to catch one they will surely die, and this belief extends even to the animal's nest. If one is given, or picks up accidentally a portion of these structures on which the head of an Aye-Aye has rested, it will bring good fortune; while if it happens to be the part on which the feet had been placed, bad luck or death would surely follow.





TARSIVS FUSCUS

No. 97.1.2.2. Brit. Mus. Coll. Twice Nat. Size.

## FAMILY 2. TARSIIDÆ.

The little animals which comprise this family are about as large as an ordinary rat, and possess several remarkable characteristics. In their habits they are nocturnal, concealing themselves among the branches of trees or bushes during the day, moving only when disturbed and becoming very active, and exhibiting often a surprising agility after the setting of the sun. They have small rounded heads with enormous eyes, the pupils of which during the day are contracted to a mere slit, but at night are enlarged to such a degree that they cover nearly the entire iris. The fur is soft and woolly. The legs, which exceed the arms in length, have long slender toes and, like the fingers, are provided with sucker-like discs, which enable them to cling firmly to the branches, or any object upon which the animal may alight during its swift progress, which is performed by powerful leaps that cover at times amazing distances for such small creatures. The tail is long and tufted, and when the animal is in flight, is carried above the line of the body, the end curving upward. The nails on the toes are flat, except those on the second and third digits which are compressed. The lower jaw has two small nearly erect incisors, but those in the upper jaw are four in number and unequal, the anterior ones being the largest, and there is no central gap present.

## GENUS 1. TARSIUS. THE TARSIER.

$$I. \frac{2-2}{1-1}; \quad C. \frac{1-1}{1-1}; \quad P. \frac{3-3}{3-3}; \quad M. \frac{3-3}{3-3} = 34.$$

**TARSIUS** Storr, Prodr. Meth. Mamm., 1780, p. 33, Tab. A. Type

*Lemur tarsier* Erxleben.

*Macrotarsus* Link, Beytr. Naturg., I, Pt. II, 1795, pp. 51, 65, 66.

*Rabienus* Gray, Lond. Med. Repos., XV, No. 88, 1821, p. 299.

*Cephalopachus* Swains., Nat. Hist. Class. Quad., 1835, p. 352.

*Hypsicebus* Less., Spec. Mamm., 1840, pp. 207, 253-254.

Head rounded; muzzle sharp and pointed; ears long and naked; eyes large, protruding; legs longer than arms; toes slender, long, terminating in sucker-like discs; tail long, tufted. Skull: orbits very large,

and closed in by the malar and alisphenoid; outer upper incisors larger than inner; canines small; premolars pointed, the first the smallest; the last molar has two cusps, one external, one internal; only two incisors on lower jaw; the first and second lower molars have four cusps, the last one five.

## LITERATURE OF THE SPECIES.

1777. *Erxleben, Systema Regni Animalis.*  
In this work the name *Lemur tarsier* was given to 'Le Tarsier' of Buffon, which is an undeterminable species.
1780. *Storr, Prodromus Methodi Mammalium.*  
The genus TARSIUS here first instituted for the *Lemur tarsier* Erxleben, which is undeterminable.
1804. *Fischer, Anatomie der Maki und der ihnen verwandten Thiere.*  
TARSIUS FUSCUS first described.
1824. *Horsfield, Zoological Researches in Java.*  
TARSIUS BANCANUS first described.
1840. *R. P. Lesson, Species des Mammifères Bimanes et Quadrumanes.*  
The Tarsiers are here included in two genera TARSIUS with *T. spectrum* undeterminable, and *T. spectrum* Var., and *T. FUSCUS*; and *Hypsicebus* with one species (*H.*) BANCANUS.
1846. *Burmeister, Beiträge zur näheren Kenntniss der Gattung Tarsius.*  
TARSIUS FUSCUS redescribed as *T. fischeri*.
1896. *Meyer, in Abhandlungen und Berichte des Königl. Zoologischen und Anthropologisch-Ethnographischen Museum zu Dresden.*  
*T. PHILIPPINENSIS* first described from Island of Samar.
1899. *Meyer, in Abhandlungen und Berichte des Königl. Zoologischen und Anthropologisch-Ethnographischen Museum zu Dresden.*  
*T. SANGHIRENSIS* from Sanghir Island first named. Species not yet established.
1910. *Miller, in Proceedings of the United States National Museum.*  
*T. FRATERCULUS* from Island of Bohol first described.
1910. *D. G. Elliot, in Bulletin of the American Museum of Natural History, New York.*  
*T. SALTATOR* from Billiton Island, and *T. BORNEANUS* from Borneo first described; and Le Tarsier Buffon shown to be undeterminable.

1910. *Cabrera, in Annals and Magazine of Natural History.*

In this paper reference is made to *Lemur tarsier* Erxl., which, it is stated, must be taken instead of *Tarsius spectrum* Pallas as the name of the species, the Author evidently not being aware of the fact that Erxleben's species, and also that of Pallas both founded on Buffon's animal, are quite undeterminable and therefore both names must be dropped.

#### GEOGRAPHICAL DISTRIBUTION OF THE SPECIES.

The members of this genus are found on the islands of the East Indian Archipelago. Seven species have been described, of which two are not yet satisfactorily established. In Borneo we have *T. BORNEANUS*, its range unknown; in Billiton Island *T. SALTATOR* is found, and it may probably occur in Banka and Sumatra. In Java *T. BANCANUS* was met with; Celebes has *T. FUSCUS*, and in the Philippine Archipelago *T. PHILIPPINENSIS* occurs on Samar, Leyte, and Mindanao, and *T. SANGHIRENSIS* on Sanghir. It must be considered, however, that the dispersion of the Tarsier is as yet but very imperfectly known, and many other islands probably possess those above named, or contain species not yet discovered. There is no large series of these animals in any collection, and specimens are very much needed for study and a better understanding of the group. *T. FRATERCULUS* was taken on Bohol.

#### KEY TO THE SPECIES.

- A. Tarsi and tail very long; eyes very large.
  - a. Tarsi and tail mostly bare.
    - a.' No white or whitish on face.
      - a." Large .....*T. philippinensis.*
      - b." Small .....*T. fraterculus.*
    - b.' Forehead, nose and cheeks whitish or creamy white .....*T. sanghirensis.*
  - b. Tarsi haired to ankles, feet to toes.
    - a.' Tail mostly bare.
      - a." Under parts cream buff, molar teeth small .....*T. saltator.*
      - b." Under parts slate gray, molar teeth large .....*T. borneanus.*
      - c." Under parts gray, inclining to whitish .....*T. bancanus.*
    - b.' Tail two-thirds haired, tip tufted.....*T. fuscus.*

**TARSIVUS PHILIPPINENSIS Meyer.**

*Tarsius philippinensis* Meyer, Abhandl. Berich. Königl. Zool. Anthropol.-Ethnogr. Mus. Dresd., 1894, No. 1, p. 1; 1896, No. 1, p. 9; Thos., Trans. Zool. Soc. Lond., XIV, 1896, p. 381; Major, Proc. Zool. Soc. Lond., 1901, p. 138, fig. 35.

**PHILIPPINE TARSIER.**

*Type locality.* Island of Samar, Philippines. Type in Dresden Museum.

*Geogr. Distr.* Samar; Leyte, (Whitehead); Mindanao, (Steere); Philippine Archipelago.

*Genl. Char.* Tarsi bare, tail bare except toward tip where it is sparsely haired.

*Color.* Face and top of head reddish brown; upper parts reddish brown, paler than face; outer side of limbs reddish brown, lightest on legs; throat and chest reddish; under parts yellowish gray; tail dark brown. Ex type Dresden Museum.

*Measurements.* Size about same as *T. fuscus*, type mounted. Skull: occipito-nasal length, 32; Hensel, 14; zygomatic width, 28; intertemporal width, 22; palatal length, 14; breadth of orbits, 18; width of braincase, 23; median length of nasals, 7; length of upper molar series, 13; length of mandible, 26; length of lower molar series, 13. Ex type Dresden Museum.

All specimens are not so red as the type, and some are dark grayish on the back of the head, with the shoulders and upper back washed with reddish; hands dark brown; feet pale rufous. An example from Mindanao before me is quite pale, a wood brown with a reddish tinge, the upper back only inclined to rusty. The Philippine Tarsier is more or less a reddish animal, and in the prevalence of this color it differs from the Tarsier of the other island groups in the eastern seas.

The following account of the habits of this little animal by Mr. John Whitehead, who obtained specimens in Samar, was published by Mr. O. Thomas in his paper above referred to.

Mr. Whitehead states: "This remarkable mammal is found in the islands of Samar and Leyte where it is called by the Biscayas 'Magou.' So far as I am aware it has not been obtained in Luzon or Mindoro to northwest of Samar. It probably occurs in the great Island of Mindanao, and perhaps in Bohol, to the south of Leyte.

"In habits the 'Magou' is nocturnal, as the enormous owl-like eyes would lead one to suppose; it frequents abandoned clearings where the new growth has sprung up to a height of some twenty feet, and in Samar where the ground is also thickly covered with ferns and other



plants to a height of some three feet. In such places this little animal easily conceals itself during the day. I had the good fortune to see a 'Magou' in such a locality one day in Samar. The Tarsius was clinging to the stem of a small tree just above the fern growth, with its peculiar hands around the tree; it was awake and intently watching my movements, and permitted me to approach as close as I wished; when, doubtless at the least sudden movement of my hands it would have jumped to the ground, and made off in the thick woody growth. During the night the 'Magou' is very active, and may often be heard, in localities where they are numerous, uttering a peculiar squeak like a monkey. From its habits of feeding only on insects this animal has a strong Bat-like smell.

"In Samar where at different times I kept several 'Magous' alive, I found them very docile and easily managed during the day. They fed off grasshoppers sitting on their haunches on my hand. When offered an insect, the 'Magou' would stare for a short time with its most wonderful eyes, then slowly bend forward, and with a sudden dash would seize the insect with both hands and instantly carry it to its mouth, shutting its eyes and screwing up its tiny face in a most whimsical fashion. The grasshopper was then quietly passed through the sharp little teeth, the kicking legs being held by both hands. When the insect was beyond farther mischief, the large eyes of the 'Magou' would open, and the legs and wings were then bitten off, while the rest of the body was thoroughly masticated. My captives would also drink fresh milk from a spoon. After the sun had set this little animal became most difficult to manage, escaping when possible, and making tremendous jumps from chair to chair. When on the floor it bounded about like a miniature Kangaroo, travelling about the room on its hind legs with the tail stretched out and curved upward, uttering peculiar shrill monkey-like squeaks, and biting quite viciously when the opportunity offered. During the day the pupil of the eye becomes so contracted that it appears only as a fine line, but after dark it is so expanded as to fill up most of the iris.

"The popular native idea is that the 'Magou' feeds on charcoal, the reason for this being that the animal is generally found after the old plantations have been cut down and burnt, this 'Magou' doubtless having returned to its old haunts from which it had been driven by the wood cutters. This delusion is fatal to all captured 'Magous,' as they are immediately put on a diet of charcoal, and, therefore, soon starve to death."

**TARSIIUS FRATERCULUS** Miller.

*Tarsius fraterculus* Miller, Proc. U. S. Nat. Mus., XXXVIII, 1910, p. 404.

*Type locality.* Sevilla, Bohol, Philippine Islands.

*Genl. Char.* Similar to *T. PHILIPPINENSIS* but smaller.

*Color.* Upper parts, sides of body and outer side of limbs ochraceous buff; chest and abdomen buff, base of hairs slate gray showing through; inner side of limbs buff; forehead and face reddish; tail mostly naked reddish, hands reddish. Ex type, Bur. Philipp. Govt.

*Measurements.* Total length, 330; tail, 210; foot, 60. Skull: total length, 37.9; occipito-nasal length, 35.9; Hensel, 13.8; intertemporal width, 20; zygomatic width, 26.4; palatal length, 12.9; median length of nasals, .71; length of upper molar series, 12.3; length of mandible, 24.1; length of lower molar series, 12.5. Ex type, Bur. Laboratories, Manilla, Philipp. Govern.

This is a small representative of the Philippine Tarsier.

**TARSIIUS SANGHIRENSIS** Meyer.

*Tarsius sanghirensis* Meyer, Abhand. Berich. Königl. Zool. u. Anthrop.-Ethnog. Mus. Dresd., 1897, No. 1, p. 9; Thos., Trans. Zool. Soc. Lond., XIV, 1896, p. 381.

**SANGHIR TARSIER.**

*Type locality.* Island of Sanghir, Philippine Archipelago.

*Genl. Char.* Very near *T. PHILIPPINENSIS*, but apparently differs in having the forehead, nose and cheeks buffy white.

*Color.* Like *T. PHILIPPINENSIS*, but forehead, nose and cheeks buffy white.

Dr. Meyer does not describe this species, but has contented himself with comparing it with *T. FUSCUS* and showing where it differs from that species. This was easy for it has nothing to do with *T. FUSCUS*, but is very doubtfully separable from *T. PHILIPPINENSIS*. Dr. Meyer does not show where his animal differs from that species, though he says it is allied to it; in fact, if the figure in the plate is colored correctly, it does differ from all known *Tarsiens*, in its buffy white forehead, nose and cheeks.

This, however, is an unsatisfactory conclusion to reach, because it would seem incredible, if the Sanghir examples possessed this remarkable peculiarity, that Dr. Meyer did not mention it.

I could not find the type of *T. SANGHIRENSIS* in the Dresden Museum and doubt if it is there, and so could not compare it with *T.*

PHILIPPINENSIS; but knowing how rarely a small colored figure gives a correct representation of the original, I should expect to find the present form inseparable from *T. PHILIPPINENSIS*. Being at present unable to prove it to be the same, I leave *T. SANGHIRENSIS* to occupy a specific rank.

### TARSIUS SALTATOR Elliot.

*Tarsius saltator* Elliot, Bull. Am. Mus. Nat. Hist., N. Y., 1910,  
p. 152.

BILLITON ISLAND TARSIER.

*Type locality.* Billiton Island, East Indian Archipelago. Type in United States National Museum, Washington.

*Genl. Char.* Tail sparsely haired on apical third; tarsi hairy to the ankles, and on feet to toes; ascending ramus of mandible short, and comparatively narrow, molar teeth smaller than Bornean or Philippine examples.

*Color.* Forehead, sides of face, neck and upper lip, and narrow collar from beneath ears, passing above shoulders and across back between shoulders, rusty; top of head and back of neck to upper back wood brown, hairs tipped with black, and this gives a darker hue to the wood brown when seen from above; middle of back buff; rump ochraceous; thighs tawny ochraceous; outer side of arms and outer side of legs below knees ochraceous buff; inner side of arms whitish buff; under parts of body and inner side of legs cream buff, base of fur slate color, and this shows through, becoming the almost dominant color on under parts of body; throat and upper part of breast rust color; hands and feet buff, fingers and toes reddish brown; tail at root covered with cream buff fur; hairs on apical third dark brown; naked portion Prout's brown grading into black in skin, "dull reddish brown in life" (Collector); ears furred at base, rest bare, dark burnt umber. Ex type United States National Museum.

*Measurements.* Total length, 361; tail, 228; foot, 68, (Collector). Skull: total length, 37; occipito-nasal length, 35; Hensel, 23.3; intertemporal width, 23; zygomatic width, 26.5; palatal length, 13.9; width of palate between last molars, .90; medium length of nasals, .48; length of upper molar series, 15.1; length of mandible, 24.1; length of lower molar series, 12.5. Ex type United States National Museum.

### TARSIUS BORNEANUS Elliot.

*Tarsius borneanus* Elliot, Bull. Am. Mus. Nat. Hist., N. Y., 1910,  
p. 151; Lyon, Proc. U. S. Nat. Mus., XL, 1911, p. 136.

*Type locality.* Sandak River, Borneo. Type in United States National Museum.

*Genl. Char.* Tarsi haired to ankles, feet to toes; apical third of tail sparsely haired, rest bare, except at root; molar series larger than *T. SALTATOR* and palate longer.

*Color.* Forehead, top of head and sides of face rusty; middle of back and outer sides of arms and lower back grayish brown; rump smoke gray, outer side of legs slaty gray, with a rusty patch below knee; inner side of arms whitish gray; of legs mouse gray; face ochraceous buff, throat and chest brownish, the slate gray of base of fur dominating the brown; rest of under parts slate gray, hairs tipped with whitish; tail whitish gray at root; bare portion reddish brown; paler beneath; haired portion grayish brown, darker at tip; feet reddish brown, hands, fingers and toes darker brown; ears blackish brown, naked. Immature. Ex type United States National Museum.

*Measurements.* Total length, 310; tail, 190; foot, 69, (Collector). Skull: total length, 36.1; occipito-nasal length, 33.6; Hensel, 22.1; intertemporal width, 23.1; zygomatic width, 23.8; palatal length, 14.6; width of palate between last molars, .84; median length of nasals, 64; length of upper molar series, 12.3; length of mandible, 23.4; length of lower molar series, 12.5. Ex type United States National Museum. Skull of adult: total length, 39.3; occipito-nasal length, 36.4; Hensel, 26.1; intertemporal width, 28; zygomatic width, 28.4; palatal length, 14.3; width of palate between last molars, .93; median length of nasals, .58; length of upper molar series, 12.9; length of mandible, 27.5; length of lower molar series, 13.9. Skull only, no skin.

### TARSIVUS BANCANUS Horsfield.

*Tarsius bancanus* Horsf., Zool. Research., 1821, No. 2, pl.; Fitzing., Sitzungsber. Mitth. Naturw. Akad. Wiss. Wien, 1870, p. 758.

*Hypsicebus bancanus* Less., Spec. Mamm., 1840, p. 253.

#### JAVAN TARSIER.

*Type locality.* Banca, near Jeboos, Java.

*Genl. Char.* Tail nearly naked; tarsi haired to ankle; only two upper incisors, and five teeth in molar series on each side both jaws.

*Color.* "General color brown inclining to gray; on the breast, abdomen and interior of extremities it is gray, inclining to whitish; a rufous tint is sparingly dispersed over the upper parts which shows itself most on the head and extremities; the naked parts of the tail near the root are considerably darker than the extremity." Horsfield.

This is evidently a young animal with the teeth not yet fully developed. From Horsfield's description given above it is impossible to say to which species it is nearest, and, therefore, for the present it is left as a separate form. The only specimen from Java I know is in the Leyden Museum in alcohol, and of course cannot be trusted for color. It has, however, four upper incisors.

### TARSIUS FUSCUS Fischer.

*Tarsius fuscus* Fischer, Anat. Maki, 1804, p. 3; Meyer, Abhandl. Mus. Dresd., 1896, No. 1, p. 8; Forbes, Handb. Primates, 1894, p. 21.

*Tarsius fuscomanus* Fisch., Anat. Maki, 1804, p. 37, t. IV-VI; Geoff., Ann. Mus. Hist. Nat. Paris, XIX, 1812, p. 168, No. 2; Desm., Mamm., 1820, p. 131; Fitzing., Sitzungsab. Mitth. Naturw. Akad. Wissensch. Wien, 1870, p. 754.

*Tarsius fischeri* Burm., Beitr. z. näh. Kennt. Gatt. Tarsius, 1846, pp. 29, 129; Fisch., Anat. Maki, 1804, p. 37.

*Tarsius spectrum* var. A. Less., Spec. Mamm., 1840, p. 252.

#### FISCHER'S TARSIER.

*Type locality.* Celebes.

*Geogr. Distr.* Celebes. Saloyer.?

*Genl. Char.* Tarsi haired to the feet, which are also haired to the toes; tail haired throughout more than half its length; white spot behind ear.

*Color.* Head dark broccoli brown; upper back reddish brown; rest of back and rump wood brown; behind ears a whitish patch; outer side of arms rusty; outer side of legs wood brown; inner side of limbs and under parts buff, slate color of base of hairs showing; hands and feet wood brown; fingers and toes reddish brown; tail wood brown at root, then bare, Prout's brown, haired portion and tuft at tip purplish black; ears dark brown.

*Measurements.* Total length to end of hairs of tuft, 415; tail, 250; foot, 57, (skin).

This species is easily recognized from all others by its more hairy tail, and the white spot behind ears.

## FAMILY 3. NYCTICIBIDÆ.

## Subfamily 1. Lorisinæ.

## GENUS 1. LORIS. THE SLENDER LORIS.

I.  $\frac{2-2}{2-2}$ ; C.  $\frac{1-1}{1-1}$ ; P.  $\frac{3-3}{3-3}$ ; M.  $\frac{3-3}{3-3} = 36$ .

**LORIS** E. Geoff., Mag. Encyclop., 2me Année, I, 1796, p. 48. Type  
*Loris gracilis* E. Geoffroy, = *Lemur tardigradus* Linn.

*Tardigradus* Bodd., Elench. Anim., 1784, p. 67, (nec Brisson, 1762,  
Bradipodidæ).

*Lori* Lacépède., Tabl. Mamm., 1799, p. 5.

*Stenops* Illig., Prodr. Syst. Mamm. et Avium, 1811, p. 73.

*Loridium* Rafin., Analyse de la Nature, 1840, p. 207.

Fur soft, thick, woolly; muzzle narrow, pointed; eyes very large; ears small, tip naked; limbs long, slender; tail absent. Skull: orbits approximate; braincase broadest anteriorly; palate extending beyond last molar; incisors small; last lower molar with five cusps.


The earliest genus proposed for this animal was *Tardigradus* Boddært, (l. c.) as shown by Messrs. Stone and Rehn, (l. c.) in their review of the Genus. Unfortunately, however, the name had been previously employed by Brisson in the BRADIPODIDÆ, and therefore was not available, and LORIS proposed by Geoffroy, (l. c.) the next in succession, became the term to be selected.

The members of the family NYCTICIBIDÆ are small animals, nocturnal in habits, slow in movement and covered with a soft, thick, woolly fur. They are contained in four genera: LORIS with two species; NYCTICEBUS with eleven species and subspecies; ARCTOCEBUS with two and PERODICTICUS with four species. The eyes are large and the ears erect; the limbs subequal; the tarsi short, and the tail is either short, rudimentary or wanting altogether. The third upper premolar is smaller than the first and possesses one large external cusp, and the last upper molar varies in the number of its cusps in the different genera, being quadricusped in LORIS, tricusped in NYCTICEBUS and ARCTOCEBUS, and bicusped in PERODICTICUS.



LORIS TARDIGRADUS.

No. 48.10.31.3. Brit. Mus. Coll.  $\frac{1}{2}$  larger than Nat. Size.





## LITERATURE OF THE SPECIES.

1758. *Linnæus Systema Naturæ.*  
The slender Loris from Ceylon was here first described as *Lemur TARDIGRADUS*; and this nomenclature was followed by Erxleben, Gmelin, and Schreber.
1784. *Boddært, Elenchus Animalium.*  
The genus *Tardigradus* was here instituted for the *Lemur TARDIGRADUS* Linn., but being preoccupied by Brisson in *Bradipodidæ* could not be again employed.
1796. *E. Geoffroy Saint-Hilaire, in Magasin Encyclopédique.*  
The Linnæan species *Lemur TARDIGRADUS* was here renamed *Lemur gracilis*, and LORIS established as the generic name.
1804. *Fischer-de-Waldheim (G). Anatomie der Maki und der ihnen verwandten Thiere.*  
*Lemur TARDIGRADUS* Linn., was here redescribed as *Lemur ceylonicus*.
1904. *Lydekker, in Proceedings of the Zoological Society of London.*  
In this paper the author separates the Slender Loris from Ceylon as a species distinct from the Indian and names it *Lemur gracilis ceylonicus*, unmindful of the fact that Linnæus' species came from Ceylon, and that the name *ceylonicus* had been already bestowed on the animal.
1908. *Cabrera, in Boletín Sociedad Española de Historia Natural, Madrid.*  
Dr. Cabrera here points out the error committed by Mr. Lydekker and renames the Indian *Loris* LYDEKKERIANUS.

## GEOGRAPHICAL DISTRIBUTION OF THE SPECIES.

The two species which represent the genus at the present time have a rather restricted dispersion in the localities they frequent. *L. TARDIGRADUS* is apparently confined to the Island of Ceylon, where it is called according to Tennent, the Ceylon Sloth. The other species *L. LYDEKKERIANUS* is found in the southern part of the Indian Peninsula at a low elevation on the Malabar coast, and in the forests of the eastern Ghats, where according to Jerdon it is common. It is very difficult, however, to determine accurately the dispersion of small mammals such as these, whose habits are strictly nocturnal, for it is

not impossible for them to reside in a locality covered by dense forests and be quite unknown to the people inhabiting the district.

KEY TO THE SPECIES.

- A. White streaks between eyes.  
*a* Upper parts plain brown.....*L. tardigradus*.  
*b* Upper parts brownish gray.....*L. lydekkerianus*

**LORIS TARDIGRADUS (Linnæus).**

*Lemur tardigradus* Linn., Syst. Nat., I, 1758, p. 29; I, 1766, p. 44.

*Lemur gracilis* E. Geoff., Mag. Encyclop., 1796, p. 48; *Id.* Ann. Mus. Hist. Nat. Paris, XIX, 1812, p. 163, (Ceylon); Gray, List Spec. Mamm. Brit. Mus., 1843, p. 16; I. Geoff., Cat. Primates, 1851, p. 79, (Ceylon); Kelaart, Prodr. Faun. Zeyl., 1852, p. 9; Anders., Cat. Mamm. Ind. Mus. Calc., Pt. 1881, p. 97; Blanf., Faun. Brit. Ind., Mamm., 1888, p. 47, (Part.); Beddard, Proc. Zool. Soc. Lond., 1895, p. 145, fig. 3, (Brain); Forsyth-Major, Proc. Zool. Soc. Lond., 1901, p. 140, figs. 40, 42.

*Lemur ceylonicus* Fisch., Anat. Maki, 1804, p. 28, t. XII.

*Stenops gracilis* Kuhl, Beitr., 1820, pp. 37, 47, t. VI, fig. 2; Van der Hoeven, Tijdsch. Natur. Ges., XI, 1844, p. 39, pl. I, No. 4; Schinz, Syn. Mamm., I, 1844, p. 109; Kelaart, Faun. Zelan., 1852, p. 9; Gray, Proc. Zool. Soc. Lond., 1863, p. 159.

*Nycticebus lori* Fisch., Syn. Mamm., 1829, p. 70.

*Nycticebus gracilis* (Ceylon), Blainv., Ostéog., 1841, Atl., Lemur, pl. H; Schleg., Mus. Pays-Bas, Simiæ, 1876, p. 284, (Ceylon).

*Arachnocebus lori* Less., Spec. Mamm., 1840, p. 243.

*Stenops tardigradus* Schinz, Syn. Mamm., 1844, p. 168; Fitzinger, Sitzungsb. Metth. Naturw. Akad. Wiss. Wien, 1870, p. 698; Lydekk., Proc. Zool. Soc. Lond., 1904, II, p. 346, pl. XXIII, fig. 4.

*Loris gracilis* Dahlb., Stud. Zool. Fam. Reg. Anim. Nat., fasc. I, 1856, p. 211, t. IX, figs. 33, 34.

CEYLON SLENDER LORIS.

*Type locality.* Ceylon.

*Geogr. Distr.* Island of Ceylon.


*Color.* Above wood brown tinged with tawny and slightly clouded with blackish, with much silvery gloss in certain lights; throat,




LORIS TARDIGRADUS.



NYCTICEBUS COUCANG.







LORIS LYDEKKERIANUS.

No. 94.7.1.1. Brit Mus. Coll.  $\frac{1}{2}$  larger than Nat. Size.

cheeks, chin, and median face stripe whitish; dark face markings like back; crown tawny; under parts cream buff, outer side of limbs like back; inner side like belly; base of fur gray. Ex Lydekker's type of *Loris gracilis zeylonicus* in British Museum.

*Measurements.* About the same as the Indian species.

*Lemur tardigradus* Linnæus was described from a Ceylon specimen as was clearly proved by Stone and Rehn, (Proc. Acad. Nat. Scien. Phila., 1902, p. 137), in their revision of the genus NYCTICEBUS. Mr. Lydekker, in the Proc. Zool. Soc. Lond., 1904, p. 346, decided that the animals from India and Ceylon were separable, one being a race of the other, but unfortunately he selected the one from Ceylon as new, and conferred upon it the name of *Loris gracilis zeylonicus* which was preoccupied by *L. ceylonicus* given by Fischer, (Anat. Maki, p. 28, t. 7, 8, 9, and 18), also to the Ceylon form. In the next species the tangle caused by Mr. Lydekker conferring a name upon the wrong animal was unravelled by Dr. Cabrera.

#### LORIS LYDEKKERIANUS Cabrera.

*Loris lydekkerianus* Cabr., Bol. Soc. Españ. Hist. Nat., 1908, p. 135; Thos., Ann. Mag. Nat. Hist., Ser. 8, 1908, p. 469.

*Loris gracilis typicus* Lydekk., Proc. Zool. Soc. Lond., 1904, p. 346, pl. XXIII, fig. 8.

*Loris tardigradus* Thos., Proc. Zool. Soc. Lond., 1911, p. 129.

#### LYDEKKER'S SLENDER LORIS.

*Type locality.* Madras, India.

*Geogr. Distr.* Southern India, near states east of British Burma in forests of the lowlands, (Jerdon); Madras and possibly on the west coast near Ratnageri, (Blanford).


*Genl. Char.* Size small, colors pale, no red on head.

*Color.* White stripe from forehead down nose between eyes; orbital ring sooty with a brown tinge, this extending upward on forehead on each side of the white stripe; whiskers here quite broad; top of head, neck and upper parts of body brownish gray with white hairs intermingled; flanks paler, yellowish; sides of head grayish white; lips, chin, throat, under side of body and inner side of limbs white; outer side of arms to elbow yellowish gray; forearms and legs below knees sooty gray; outer side of thighs yellowish with a sooty stripe over upper side from hips to knees; hands and feet white.

*Measurements.* Head and body, 180; foot, 40. Skull: total length, 48.9; occipito-nasal length, 38; intertemporal width, 17.7; Hensel, 34.7; zygomatic width, 29; width of braincase, 24.7; length of nasals, 13.3; palatal length, 15.8; length of upper molar series, 13.1; length of mandible, 26.5; length of lower molar series, 14.

This is the southern Indian species of Loris, which has always been called *L. TARDIGRADUS*, authors ignoring the fact, as has already been shown, that Linnæus gave that name to the Loris of Ceylon. Dr. Cabrera corrected the error (l. c.) into which Mr. Lydekker fell, and gave to the Indian animal the name *LYDEKKERIANUS*.







NYCTICEBUS NATUNÆ.

No. 104599 U. S. Nat. Mus. Coll. Type.  $\frac{1}{2}$  larger than Nat. Size.

## GENUS 2. NYCTICEBUS. SLOW LORIS.

$$I. \frac{2-2}{2-2}; \quad C. \frac{1-1}{1-1}; \quad P. \frac{3-3}{3-3}; \quad M. \frac{3-3}{3-3} = 36.$$

**NYCTICEBUS** E. Geoff., Ann. Mus. Hist. Nat. Paris, XIX, 1812, p. 162. Type *Nycticebus bengalensis* Geoffroy, = *Tardigradus coucang* Boddært.

\**Bradycebus* Gerv., Dict. Pitt. Hist. Nat., VI, pt. II, 1836, p. 617, (desc. nulla).

*Stenops* Van der Hoeven, Tijdsch. Nat. Ges., XI, 1844, p. 39, (nec Illiger).

*Bradylemur* Blainv., Ostéog., Mamm., I, Lemur, 1839, p. 12.

Body heavy; fur thick, woolly; head round; muzzle short; eyes large, approximate; neck short; tail lacking; limbs short. Skull with prominent crests; orbits large; premaxillæ not produced far anteriorly; palate not extending behind second molar; inner upper incisors larger than outer; canines very long, diastema present; first premolar elongate; the last molar with a short cusp posteriorly, and three cusps on crown.

## LITERATURE OF THE SPECIES.

1784. *Boddært, Elenchus Animalium.*

The Indian form was here described as *Tardigradus COUCANG*.

1812. *E. Geoffroy, Annales du Muséum d'Histoire Naturelle, Paris.*

NYCTICEBUS JAVANICUS from Java first described.

1867. *A. Milne-Edwards, in Annales du Muséum d'Histoire Naturelle, Paris.*

The Siamese form of N. COUCANG is here named *Nycticebus coucang cinereus*.

1870. *Gray, (J. E.) Catalogue of Monkeys, Lemurs and Fruit-eating Bats, in the Collection of the British Museum.*

NYCTICEBUS COUCANG is called by the Author *tardigradus* and Linnæus erroneously cited among the authorities given. The other species recognized is N. JAVANICUS Geoff., and attention

---

\*This name is not in the paper of Cuv. and Geoff., in the Magazine Encyclopédique, the genus No. VI being *Papio*. Gervais gives *Bradycebus* (l. c.), but he cites the name only without description.

- is called to *N. ceylonicus* Geoff., as a possible variety of *N. JAVANICUS*.
1881. *Anderson, Catalogue of Mammalia in the Indian Museum, Calcutta.*  
The form from the Malayan Peninsula described as *Nycticebus tardigradus malaianus*.
- 1888-91. *Blanford, The Fauna of British India including Ceylon and Burma.*  
The form from Tenasserim is figured and described on the authority of Tickell *Nycticebus tardigradus*, Tenasserim variety.
1902. *Stone and Rehn, in Proceedings of the Academy of Natural Sciences of Philadelphia.*  
*Nycticebus (coucang) hilleri* from Sumatra, and *Nycticebus (coucang) natunæ* from Bungaran, Natuna Islands, first described and a revision of the genus NYCTICEBUS given.
1906. *M. W. Lyon, in Proceedings of the National Museum, Washington.*  
NYCTICEBUS BORNEANUS from Western Borneo, and NYCTICEBUS BANCANUS from the Island of Banka, first described.
1907. *Bonhote, in Proceedings of the Zoological Society of London.*  
NYCTICEBUS PYGMÆUS first described.

#### GEOGRAPHICAL DISTRIBUTION OF THE SPECIES.

This small group of night-loving animals is essentially one of the Oriental Region, ranging in India, Arakan, Assam, Siam, Annam, Tenasserim, Malay Peninsula, Sumatra, Banka, Java and Borneo, the Natuna Group and the Philippines. The *N. COUCANG* ranges to the east of the Bay of Bengal, Burma and possibly Assam, but it is practically impossible to define its boundaries as it has been so confused with *N. c. cinereus*, and it may eventually be ascertained, that, these species now considered distinct, are not so in reality. The dispersal of *N. c. cinereus*, which is smaller than *N. COUCANG*, is supposed to be in Siam and Cochin China, but it cannot be said that these boundaries are accurately defined, nor can they be, until, through the acquisition of ample material, the exact status of the two forms is determined. In Annam, *N. PYGMÆUS* was discovered and in Tenasserim *N. TENASSERIMENSIS* occurs, its range unknown, while *N. MALAIANUS* is found in the Malay Peninsula and on the west coast of Sumatra. In this Island also *N. HILLERI* has been

procured, but its range is unknown; while in the Island of Banka, to the east of Sumatra, *N. BANCANUS* was procured. In Java *N. JAVANICUS* is a resident, while *N. BORNEANUS* represents the genus in Borneo. On Bungaron Island of the Natuna Group, *N. NATUNÆ* was discovered, and from somewhere in the Philippine Archipelago, locality unknown, *N. MENAGENSIS* was brought. In coloration these animals differ considerably even among members of the same species, and the hue of the dorsal stripe, usually a very conspicuous marking, varies greatly both in color and extent. Some animals have a conspicuous spot on the crown of the head, others are without this, and the presence or absence of this coloration has been utilized for arranging the different forms into two groups. The manner in which the temporal ridges approximate and form a sagittal crest has served also for the arrangements into groups of the known forms, and each method has answered fairly well, although in a non adult animal the skulls fail to indicate whether the temporal ridges will, in the fully mature individual, produce by joining together, a sagittal crest or not. The number of upper incisors varies between two and four, and it is difficult to determine from lack of material, the exact reason for this, whether it is an individual peculiarity, or a character of scientific importance. At the present time this question cannot be satisfactorily answered, but it would seem that, from such evidence as we have, the major portion would indicate individual variation, caused however neither by age nor sex.

## KEY TO THE SPECIES.

- A. Skulls with sagittal crest; incisors two.
- a. Lower orbital ring broad; under parts whitish. . . . . *N. borneanus*.
  - b. Lower orbital ring narrow; under parts buffy. . . . . *N. bancanus*.
- B. Skulls without sagittal crests; incisors four.
- a. Stripe on forehead bifurcating and encircling the eyes . . . . . *N. tenasserimensis*.
  - b. Stripe on forehead not bifurcating nor encircling the eyes.
    - a.' Lines on head indistinct . . . . . *N. coucang*.
    - b.' Lines on head absent. . . . . *N. c. cinereus*.
    - c.' Lines on head conspicuous.
      - a." Dorsal stripe in a reddish white or silvery white area.
        - a.'" Hands and feet reddish . . . . . *N. javanicus*.
        - b.'" Hands and feet dusky . . . . . *N. natunæ*.

- c." Hands and feet yellowish . . . . .*N. malaianus*.  
 d." Hands dark gray, feet red-  
 dish cinnamon . . . . .*N. hilleri*.  
 b." Dorsal stripe in rufous area. . . . .*N. menagensis*.  
 c." Dorsal stripe in russet area. . . . .*N. pygmaeus*.

### NYCTICEBUS BORNEANUS Lyon.

*Nycticebus borneanus* Lyon, Proc. U. S. Nat. Mus., 1906, p. 535;  
 1911, p. 136.

#### BORNEAN SLOW LORIS.

*Type locality.* Sakaia River, Sanggan district, West Borneo.  
*Type* in United States National Museum.

*Genl. Char.* Temporal ridges forming parallel lines on top of skull; no sagittal crest.

*Color.* Band between eyes white; orbital rings brownish black; top of head and line down neck to middle of back, narrowing as it goes until it becomes a mere point, chestnut and burnt umber, lightest on head and neck; upper parts ochraceous buff, becoming tawny ochraceous on rump, hairs tipped with silvery white, giving a frosted appearance especially on sides of head and neck; flanks and limbs on both sides, and hands and feet pinkish buff; under parts gray with a pink tinge; tail like rump. Ex type United States National Museum.

*Measurements.* Total length, 305; tail, 12; foot, 67. Skull: total length, 55.9; occipito-nasal length, 55.5; Hensel, 44.1; intertemporal width, 18.3; zygomatic width, 37.2; median length of nasals, 13.4; palatal length, 17.5; length of upper tooth row, 15; length of mandible, 33.8; length of lower tooth row, 13.3. Ex type United States National Museum.

### NYCTICEBUS BANCANUS Lyon.

*Nycticebus bancanus* Lyon, Proc. U. S. Nat. Mus., 1906, p. 536.

#### ISLAND OF BANKA SLOW LORIS.

*Type locality.* Klabat Bay, Island of Banka. *Type* in United States National Museum.

*Genl. Char.* Similar to *N. BORNEANUS*, but paler above, and darker beneath; outer and lower wall of orbit narrow, 3-4 mm. wide; temporal ridges parallel on top of skull; no sagittal crest.

*Color.* White stripe between eyes; orbital rings black; top of head and dorsal stripe to lumbar region tawny; upper parts and limbs ochraceous buff; hands and feet paler; under parts gray and ochraceous

buff intermingled, hardly any frosting. Ex type United States National Museum.

*Measurements.* Total length, 935; tail, 8. Skull: total length, 54.5; occipito-nasal length, 54; Hensel, 45; zygomatic width, 42.1; intertemporal width, 19.3; palatal length, 19.5; median length of nasals, 16.3; length of upper tooth row, 12; length of mandible, 15.9; length of lower tooth row, 12.7. Ex type United States National Museum.

#### NYCTICEBUS TENASSERIMENSIS.

*Nycticebus tardigradus* Tenasserim variety. Blanf., Faun. Brit. Ind., 1888-91, pp. 45, 46, fig. 12.

TENASSERIM SLOW LORIS.

*Type locality.* Tenasserim.

*Genl. Char.* Dorsal stripe bifurcating on the forehead and encircling the eyes.

*Color.* "Pale rufescent."

Major Tickell appears to be the only one who has seen this animal, and Blanford reproduces Tickell's drawing in his work on the Fauna of British India. The manner in which the dorsal stripe bifurcates on the forehead, each stripe passing forward and encircling the eyes, is certainly peculiar and unlike that of any other member of the genus. Before its distinctness can be established satisfactorily, Tenasserim specimens must be procured and properly compared with examples from other parts of India. Blanford quoting from Tickell's notes states, that this animal is purely nocturnal and arboreal, and feeds on leaves and shoots of trees, fruits, bird's eggs, and young birds. It has been observed to raise itself on its hind legs and throw itself upon an insect. As a rule it is silent or only utters a feeble, croaking sound, but when angry and about to bite it emits a tolerably loud grunt or growl. When captured it is at first apt to be savage and prone to bite, but soon becomes very gentle and docile. This animal is tolerably common in the Tenasserim provinces and Arakan, but being strictly nocturnal in its habits, is seldom seen. It inhabits the densest forests and never by choice leaves the trees. Its movements are slow, but it climbs readily, and grasps with great tenacity. When placed on the ground it can proceed if frightened, in a wavering kind of trot, the limbs placed at right angles. It sleeps rolled up in a ball, its head and hands buried between its thighs, and wakes up at the dusk of evening to commence its nocturnal rambles. The female bears but one young at a time.

**NYCTICEBUS COUCANG Boddært.**

*Tardigradus coucang* Bodd., Elench. Anim., 1784, p. 67.

*Nycticebus bengalensis* Fisch., Anat. Maki, 1804, p. 30; E. Geoff., Ann. Mus. Hist. Nat. Paris, XIX, 1812, p. 164.

*Nycticebus tardigradus* (nec Linn.), Fisch., Syn. Mamm., 1829, p. 71; I. Geoff., Cat. Primates, 1851, p. 78; Dahlb., Stud. Zool. Fam. Reg. Anim. Nat., 1856, fasc. I, p. 210; Blyth, Cat. Mamm. Asiat. Soc. Beng., 1863, p. 18; Gray, Proc. Zool. Soc. Lond., 1863, p. 149; Jerd., Mamm. Ind., 1874, p. 44; Schleg., Mus. Pays-Bas, Simiæ, 1876, p. 285; Anders., Cat. Mamm. Ind. Mus., 1881, p. 94, Pt. I; Blanf., Faun. Brit. Ind., Mamm., 1888, p. 44; Forbes, Handb. Primates, I, 1894, p. 33; Beddard, Proc. Zool. Soc. Lond., 1895, p. 144, fig. I; *Id.* 1904, p. 159, Fig. II, (Brain); Major, Proc. Zool. Soc. Lond., 1901, p. 140, fig. 41.

*Bradylemur tardigradus* Blainv., Ostéog., 1839, p. 12; Less., Spec. Mamm., 1840, p. 240.

*Stenops tardigradus* Van der Hoev., Tijdsch. Nat. Ges., XI, 1844, p. 39; Wagn., Schreb., Säugth. Suppl., V, 1855, p. 151.

*Nycticebus coucang* Stone and Rehn, Proc. Acad. Nat. Scien. Phil., 1902, p. 141; Elliot, Cat. Mamm. Field Columb. Mus., F. C. M. Pub., VIII, 1906, p. 550, fig. LXXVIII, Zool. Ser.; Lyon, Proc. U. S. Nat. Mus., 1906, p. 532.

**SLOW LORIS.**

*Type locality.* Bengal.

*Geogr. Distr.* Bengal, Upper Burma, possibly Annam.

*Genl. Char.* Head with lines indistinct; dorsal line disappearing towards crown of head.

*Color.* Rufescent gray above, paler beneath; dorsal stripe broad, deep brown, expanding on the crown where it is rufous including the ears; orbital ring brown. (Blanford).

This is the larger and possibly more common form of NYCTICEBUS found east of the Bay of Bengal. Its distinctness as a separate species, from *N. c. cinereus* cannot yet be established with certainty, as the material available is not sufficient for definite decisions to be reached. Blanford (l. c.) says that this species is purely nocturnal and arboreal. It feeds on leaves, shoots of trees, insects, bird's eggs and young birds. It is generally silent or utters a feeble crackling sound. If angry, however, and ready to bite it makes a low growl or grunt. In captivity it soon becomes docile and very gentle, but when first captured is apt to be savage.



## NYCTICEBUS COUCANG CINEREUS (A. Milne-Edwards).

*Nycticebus cinereus* A. Milne-Edw., Ann. Mus. Hist. Nat. Paris, VII, 1867, p. 161; *Id.* Nouv. Archiv. Mus. Hist. Nat., Paris, III, 1867, p. 9, pl. III; Anders., Res. Zool. Yunnan, 1878, p. 103; *Id.* Cat. Mamm. Mus. E. Ind. Co., Pt. I, 1888, p. 95; Schleg., Mus. Pays-Bas, Simiæ, 1876, p. 286; Lyon, Proc. U. S. Nat. Mus., 1906, p. 532.

*Nycticebus tardigradus* (nec Linn.), Flower, Proc. Zool. Soc. Lond., 1900, p. 321, (ex Siam); Thos., Proc. Zool. Soc. Lond., 1900, p. 873.

*Nycticebus tardigradus* var. *cinerea* Anders., Cat. Mamm. Ind. Mus. Calc., Pt. I, 1881, p. 96.

## GRAY SLOW LORIS.

*Type locality.* Siam. Type in Paris Museum.

*Geogr. Distr.* Siam, Cochin China.

*Color.* General color clear gray with a reddish tinge on side of body, shoulders, and outer side of limbs; orbital rings black; dorsal line from center of head to tail dark reddish chestnut, sometimes growing paler on lower parts; no face markings; ears rufous; under parts grayish white. Ex type in Paris Museum.

*Measurements.* Total length of skin, about 370. Skull: occipito-nasal length, 61; Hensel, 53; zygomatic width, 43; intertemporal width, 18; palatal length, 21; width of braincase, 30; median length of nasals, 17; length of upper molar series, 18; length of mandible, 39; length of lower molar series, 15. Specimen British Museum.

The type in the Paris Museum is greatly faded from exposure to the light, and there is not much more than a trace of the original coloring left on the sides of body and shoulders, but more is to be seen on the dorsal line and rump, although these parts are much paler evidently than during the life of the animal. There are no markings on the face, and only a pale narrow reddish yellow line on center of head from between the ears. The hands and feet were probably silvery gray, but now are a dirty or sooty gray, as the accumulated dust of many years has obscured in a great degree the original coloring. The side of the body turned away from the light in the case is darker than the other, and shows more of the reddish or orange tint, but it is impossible to say what was the original color. The head is paler than the body and is a grayish white, same color as the arms and legs.

This is the smaller style of NYCTICEBUS, allied to *N. COUCANG*, and whether or not they represent two distinct species cannot at the present time be decided. The material available for these, as well as some others of the members of this genus is not yet sufficiently ample, and many additional authenticated specimens are required before the status of these animals can be established. For the present therefore they are permitted to remain as distinct species, although it is most probable, that, in the event of their remaining apart, the *N. c. cinereus* will only hold a subspecific rank, as a race of *N. COUCANG*, as is given to it here.

### NYCTICEBUS JAVANICUS E. Geoffroy.

*Nycticebus javanicus* E. Geoff., Ann. Mus. Hist. Nat. Paris, XIX, 1812, p. 164; Gray, List Spec. Mamm. Brit. Mus., 1843, p. 16; I. Geoff., Cat. Primates, 1851, p. 78; Dahlb., Stud. Zool. Fam. Reg. Natur., fasc. I, 1856, p. 209; Gray, Cat. Monkeys, Lemurs and Fruit-eating Bats, Brit. Mus., 1870, p. 92; Stone and Rehn, Proc. Acad. Nat. Scien. Phila., 1902, p. 140; Lyon, Proc. Smith. Inst., 1907, p. 535.

*Stenops javanicus* Van der Hoeff., Tijdsch. Natur. Gesch., XI, 1844, p. 40; Flow., Trans. Zool. Soc., V, 1866, p. 103, pl. XXVII.

#### JAVAN LORIS.

*Type locality.* Java. Type in Paris Museum.

*Geogr. Distr.* Island of Java.

*Genl. Char.* About equal in size to *N. MALAIANUS* but paler brown; bands on head well-defined and united to the rich brown dorsal band.

*Color.* Type greatly faded, but from the remains of color it exhibits and with the help of another specimen from Java, better preserved, a pretty fair idea of its original appearance can be obtained. White line from forehead between eyes to nose; sides of nose and head gray slightly tinged with rufous; line from forehead along back to rump chocolate; top of head rufous, (but now only patches of that color remaining); sides of head behind ears and sides of neck grayish white; body and limbs white tinged with reddish; the original color has faded nearly quite away, the other Javan specimen having the body and limbs of a general reddish hue. Ex type Paris Museum.

*Measurements.* Total length, 16 in.; foot  $2\frac{5}{8}$  in. Ex type Paris Museum.

## NYCTICEBUS NATUNÆ. Stone and Rehn.

*Nycticebus coucang natunæ* Stone and Rehn, Proc. Acad. Nat. Scien. Phila., 1902, p. 140.

*Nycticebus tardigradus* Thos. and Hart., Novit. Zool., I, 1894, p. 655; Miller, Proc. Wash. Acad. Scien., III, 1901, p. 138.

*Nycticebus natunæ* Lyon, Proc. U. S. Nat. Mus., 1906, p. 534.

## NATUNA ISLANDS SLOW LORIS.

*Type locality.* Bungaran, Natuna Islands. Type in United States National Museum.

*Geogr. Distr.* Natuna Islands.

*Genl. Char.* Distinct in coloration from all known forms. No sagittal crest, incisors four.

*Color.* Upper parts rich russet brown, deepest on the shoulders; limbs paler. Dorsal line rich vandyke brown becoming black on back and decreasing in width posteriorly, becoming almost obsolete on the rump; tips of hairs on each side of dorsal line silver white; crown patch broad extending to ears, burnt umber, with a broad bar of same color to orbital rings which are black; cheeks suffused with dusky brown. Lower portion of arms lighter than the other parts. Throat silvery white, rest of under parts pale cinnamon; hands and feet dusky. Ex type United States National Museum.

*Measurements.* Total length, 318; tail, 13. Skull: total length, 58.5; occipito-nasal length, 56.9; Hensel, 47.5; zygomatic width, 39.8; intertemporal width, 17.9; palatal length, 18.4; median length of nasals, 13.9; length of upper molar series, 16; length of mandible, 14.9; length of lower molar series, 14.4. Ex type United States National Museum.

## NYCTICEBUS MALAIANUS (Anderson).

*Nycticebus tardigradus malaianus* Anders., Cat. Mamm. Ind. Mus. Calc., I, 1881, p. 95.

*Nycticebus coucang malaianus* Stone and Rehn, Proc. Acad. Nat. Scien. Phila., 1892, p. 141; Miller, Proc. U. S. Nat. Mus., 1903, p. 475; Lyon, Proc. U. S. Nat. Mus., 1906, p. 533.

*Nycticebus sondaicus* Fitzing., Sitzungsber. Meth.-Natur. Akad. Wiss. Wien, 1870, p. 705.

*Nycticebus tardigradus* (nec Linn.), Flower, Proc. Zool. Soc. Lond., 1900, p. 321; Bonhote, Proc. Zool. Soc. Lond., 1900, p. 873, (ex Malay Pen.).

## MALAYAN SLOW LORIS.

*Type locality.* None given.

*Geogr. Distr.* Chittagong through Arakan as far south as Tringanu, Lower Siam; coast region of Sumatra?.

*Genl. Char.* Darker than *N. c. cinereus* and smaller, upper incisors, 2-4.

*Color.* General hue brownish with a rusty tinge; head markings tawny; dorsal line seal brown to tawny; under parts cream buff; hands and feet yellowish.

*Measurements.* Total length, 328; tail, 16; foot, 61. Skull: total length, 68.8; occipito-nasal length, 67.5; Hensel, 49.6; zygomatic width, 43; intertemporal width, 19.2; palatal length, 19.2; median length of nasals, 16.4; length of upper tooth row, 37.2.

Capt. Flower, writing of the Siamese form under the name of *tardigradus*, states that in captivity this species will eat bananas, mangoes, and bread and milk. It is also very expert at catching small birds; and climbs about at night with considerable speed. "At one time," he writes, "I used to sleep in a hammock swung in a veranda close to a cage of 'Kongkangs', and when lying awake on moonlight nights had good opportunities of observing their habits. They could squeeze through the bars of their cage (though I never could make out how they got their bodies through such narrow openings as there were) and roam about; usually they were back in the cage by daylight; sometimes they remained absent a day or two, and on one occasion two individuals never returned to me. One kept by itself, made a nice interesting pet, but when there were more than one, I found they would resent being handled and bite; their bite may be very severe as I know from painful experience, but the stories of its being dangerously poisonous to human beings, are hard to believe. The young are carried under the mother's belly, holding on tight by all four hands, until they almost equal her in size. Many strange powers are attributed to this animal by the natives of the countries it inhabits; there is hardly an event in life to man, woman or child, or even domestic animals, that may not be influenced for better or worse by the Slow Loris, alive or dead, or by any separate part of it, and apparently one cannot usually tell at the time, that one is under its supernatural power. Thus a Malay may commit a crime he did not premeditate, and then find that an enemy had buried a particular part of a Loris under his threshold, which had, unknown to him, compelled him to act to his own disadvantage. Its fur is used to cure wounds, and a sailing ship with a

live Loris on board is said never to be becalmed. But its life is not a happy one, for it is continually seeing ghosts; that is why it hides its face in its hands."

This is a well-defined race of *N. COUCANG*, characterized by absence of face markings, and the general gray color distributed generally, but with a slight reddish tinge on the flanks and outer edge of limbs.

### NYCTICEBUS HILLERI Stone and Rehn.

*Nycticebus coucang hilleri* Stone and Rehn, Proc. Acad. Nat. Scien. Phil., 1902, p. 139.

*Lemur tardigradus* Raffles, Trans. Linn. Soc. Lond., XIII, 1822, p. 247, (nec Linnæus).

*Nycticebus hilleri* Lyon, Proc. U. S. Nat. Mus., 1906, p. 534.

#### HILLER'S SLOW LORIS.

*Type locality.* Batu, Sangar, Tanah Datar, Padangsche Bovenland, Sumatra. Type in Academy of Natural Sciences of Philadelphia.

*Geogr. Distr.* Sumatra.

*Genl. Char.* Differs from *N. MALAIANUS* in the more strongly marked dorsal line, and the predominance of chestnut brown in the general coloration. From *N. JAVANICUS* it is distinguished by the less defined head bars, and the brown crown patch which grades away into the surrounding tint.

*Color.* Upper parts reddish cinnamon washed with écru, to a pale gray tinged with red in other specimens; dorsal line distinct seal brown; crown patch mars brown; head bars not distinct and merging into the hoary tint of the head; orbital ring black; stripe on nose and forehead between eyes pure white; cheeks whitish with paler red tinge; throat silvery gray; under parts pale wood brown with a slight reddish tinge; limbs and arms isabella color with a reddish tinge; legs like back; hands dark gray; feet reddish cinnamon. Ex type Academy of Natural Sciences of Philadelphia.

*Measurements.* Skull: total length, 62; Hensel, 49; zygomatic width, 46; palatal length, 15; median length of nasals, 15; length of upper molar series, 18; length of mandible, 41; length of lower molar tooth row, 16. Ex type Academy of Natural Sciences of Philadelphia.

Specimens vary greatly and some are yellowish gray, with dorsal line black, base of hairs russet, and the line practically disappearing on the center of back; under parts pale yellowish gray.

## NYCTICEBUS MENAGENSIS Lydekker.

*Nycticebus menagensis* Lydekker, Zool. Record, XXIX, 1893, p. 25, Mamm.

\_\_\_\_\_ ? *menagensis* Nachtrieb, Zool. Anzeig., XV, 1892, p. 147; Thos., Ann. Mag. Nat. Hist., I, 1908, 8th Ser., p. 469; Lyon, Proc. Biol. Soc. Wash., XXII, 1909, p. 89.

## PHILIPPINE SLOW LORIS.

*Type locality.* \_\_\_\_\_ ? Native name *Cocane*.

*Geogr. Distr.* Philippine Islands.

*Genl. Char.* Head round; snout short and flat; eyes brown, large and round, and slightly prominent; ears about 9/16 in. and hardly projecting beyond hair of head. Neck so short as to give head appearance of being set squarely on shoulders. Nails of hands flat. Hind legs very crooked, (bowed) with feet turned sharply inwards. General color light rufous, hairs being dark at base, then gray changing to light rufous, with very short gray tips.

"White line between eyes extending backward 1 in. from base of nose. Face around eyes dark rufous, the markings extending upwards on forehead. The effect produced is a heart-shaped mark of dark rufous on face, the point of heart being on forehead, the eyes occupying two lobes and separated by the white mark which does not run to tip of heart. Sides of head at back, and of neck, have hairs broadly tipped with gray. Broad stripe of dark brown extends backward for 5½ in. along spine tapering to a point. Hairs of arms lighter rufous than that of back. Back of head gray, nearly white. Back of feet grayish. Hair on back of body, arms and legs thick and soft, making a fine fur like that of *GALEOPITHECUS*. On under surface of body hair is thinner and somewhat lighter in color than on back. About the genitals is buffy white.

*Measurements.* "Total length, 11½ in. Tail, 5/8 in."

"This curious little animal is known to the natives of the region it inhabits as *cocane*. An adult specimen from which the description was taken, was kept alive by us for seven days. Its movements were sluggish except in biting when its sudden and unexpected activity proved a painful surprise. It moved with equal ease along the upper and lower sides of a small branch or rope, and progressed quite as rapidly backward as forward. On the floor it was not at home and presented a most ludicrous appearance, tumbling along on all fours with feet nearly as far apart as those of a turtle, and its body barely

raised from the boards. It spent most of the day asleep, rolled up into a furry ball with its head buried between its thighs. If disturbed when actively climbing about, it had a curious way of folding its hands over its eyes and from hence earned the name of 'shame face' which it shares with the *Tarsius spectrum*, (T. PHILIPPINENSIS). It had two notes, a low complaining grunt, and a sharp squeal. During its confinement it took little food, turning up its nose at lemons, but occasionally eating a little banana or egg. We had no insects or small mammals to offer it. In drinking, it lapped up the water like a dog. After five days of semi-starvation its strength seemed almost unimpaired, and it showed remarkable tenacity of life."

The above was taken from the Zoologischer Anzeiger, ostensibly by Dr. Nachtrieb, but he in a letter to Dr. Lyon disclaimed the authorship and stated that the article was probably by Mr. Dean Worcester. Having no genus the name could not stand, but the specific name, MENAGENSIS, was afterwards coupled with NYCTICEBUS by \*Trouesart, †Stone and Rehn, and ‡Lydekker (l. c.) and so it came properly into the species of that genus.

#### NYCTICEBUS PYGMÆUS Bonhote.

*Nycticebus pygmaeus* Bonhote, Proc. Zool. Soc. Lond., 1907, p. 4, pl. II, figs. 1, 2.

PIGMY SLOW LORIS.

*Type locality.* Nha Trang, Annam. Type in British Museum.

*Genl. Char.* Size small; tail a mere knob; hair silky; second upper molar largest; lower third molar largest.

*Color.* Orbital rings dark brown; stripe from forehead between eyes to nose, yellowish white; top of head, back of neck and dorsal region cinnamon; rest of upper parts, flanks and outer side of limbs, pale cinnamon; under parts gray washed with cinnamon. Ex type British Museum, Juv.

*Measurements.* Length of head and body, (skin), about 185; foot, 40. Skull: occipito-nasal length, 46; Hensel, 34; zygomatic width, 25; intertemporal width, 18; palatal length, 15; breadth of braincase, 25; median length of nasals, 11; length of upper molar

\*Cat. Mamm. I, p. 63, 1898.

†L. C. p. 138.

‡L. C. p. 345, Zool. Rec. 1893, p. 25.

series, 14; length of mandible, 25; length of lower molar series, 14. Ex type British Museum, Juv.

*Adult.* Orbital rings seal brown; stripe on nose to forehead, and sides of head and upper lip silvery gray, rest of face and top of head rufous; dorsal stripe from nape to middle of lower back rufous grading into brownish black upon the back; upper parts russet or brownish, variable in individuals, with quantities of silvery white hairs in some specimens, intermingled on shoulder and upper back; flanks buffy, paler than back; upper side of arms ochraceous, with silvery white hairs mingled with the darker ones; legs buff, hairs tipped with silvery white; under parts, plumbeous at base, apical portion ochraceous; hands and feet silvery white.

*Measurements.* Total length head and body, 205; foot, 50. Skull: total length, 52.2; occipito-nasal length, 52.1; intertemporal width, 18.9; Hensel, 40.8; zygomatic width, 38.4; median length of nasals, 16.4; palatal length, 16.4; length of upper molar series, 16.4; length of mandible, 36.1; length of lower molar series, 14.

Several adults in British Museum received after publication of the species from the same locality as type. This type is a young animal probably half grown. The hair or down is very silky, and of a uniform pale cinnamon color, clear cinnamon on the head and dorsal region. The ears are small, black, naked at the tips which are visible, the basal portion being hidden in the fur; hands and feet are small, the latter well covered with hair and the nails of a yellowish white color.







ARCTOCEBUS CALABARENSIS.

No. 0.11.30.1. Brit. Mus. Coll.  $\frac{1}{2}$  larger than Nat. Size.

## GENUS 3. ARCTOCEBUS. THE ANGWANTIBO.

$$I. \frac{2-2}{2-2}; \quad C. \frac{1-1}{1-1}; \quad P. \frac{3-3}{3-3}; \quad M. \frac{3-3}{3-3} = 36.$$

**ARCTOCEBUS** Gray, Proc. Zool. Soc. Lond., 1863, p. 150. Type  
*Perodicticus calabarensis* Smith.

Body rather slender; head oval; muzzle blunt, dog like; eyes large; lower phalanges of hands and feet, except of thumb, united in the skin; two upper joints free; index finger reduced to a tubercle, without a nail. Limbs subequal, the hind ones being slightly longer than the fore limbs. The feet are larger than the hands; the great toe has a rather large fleshy tubercle at its base on the inner side, and is opposable to the other toes; the nails are thin and flat except that of the second toe which is like a claw, being thin, convex and acute. Ears erect; two transverse ridges lie above the auditory meatus, with fine hairs on the inner margins standing upright. Unlike the species of the genus *PERODICTICUS*, the processes of the cervical vertebrae do not project through the skin. Tail rudimentary. Anterior upper molars with four cusps, and oblique ridges; last upper molar with three cusps; last lower molar has five cusps. The species of this genus are nocturnal in their habits and move about but seldom during the day, and it is on this account, probably, that hardly anything has been recorded of their mode of life.

## KEY TO THE SPECIES.

- A. Great toe opposable and with a tubercle at base.  
 a. General color dark brown.....*A. calabarensis*.  
 b. General color bright golden red.....*A. aureus*.

**ARCTOCEBUS CALABARENSIS (Smith).**

*Perodicticus calabarensis* Smith, Proc. Roy. Phys. Soc. Edinb., 1860, p. 172, figs. 1, 2; Matschie, Mitth. Geog. Ges. Natur. Mus. Lübeck, 1894, p. 132, fig.; Forbes, Handb. Primates, I, 1894, p. 27; Forsyth Major, Proc. Zool. Soc. Lond., 1901, p. 136.

*Arctocebus calabarensis* Gray, Proc. Zool. Soc. Lond., 1863, p. 150; Huxley, Proc. Zool. Soc. Lond., 1864, p. 314, pl. XXVIII; F. Major, Proc. Zool. Soc. Lond., 1901, p. 136, fig. 32.

*Nycticebus calabarensis* Schleg., Mus. Pays-Bas, Simiæ, 1876, p. 287.

*CALABAR POTTO.* Native name *Angwantibo*.

*Type locality.* Old Calabar, West Africa.

*Geogr. Distr.* Old Calabar, West Africa.

*Genl. Char.* Mammæ three pair, postaxial, pectoral and abdominal.

*Color.* General color of body above, and top of head dark brown, lighter on the sides of the head, face darker; stripe from forehead down the nose, white; under parts of body and inner side of limbs, grayish white.

*Measurements.* Skull: occipito-nasal length, 55; Hensel, 44; zygomatic width, 33; intertemporal breadth, 18; palatal length, 19; width of braincase, 25; median length of nasals, 16; length of upper molar series, 17; length of mandible, 34; length of lower molar series, 16.

#### ARCTOCEBUS AUREUS de Winton.

*Arctocebus aureus* de Winton, Ann. Mag. Nat. Hist., IX, 7th Ser., 1902, p. 47; Bates, Proc. Zool. Soc. Lond., 1905, p. 72.

*GOLDEN POTTO.*

*Type locality.* Benito River, 50 miles from mouth; 500 to 1,000 feet elevation; French Congo, West Africa. Type in British Museum.

*Geogr. Distr.* French Congo, West Africa; range unknown.

*Genl. Char.* Smaller than *A. CALABARENSIS*; tail very short, terminal hairs stiff, compressed; fifth finger reaches only just beyond the first joint of fourth finger. Skull: premaxillæ project in front of incisors; incisive foramina very small.

*Color.* Upper parts bright golden red, beneath paler reddish yellow suffused with ashy gray. Ex type British Museum.

*Measurements.* Total length, 270; tail, 18; hind foot, 38; ear, 30, (Collector). Ex type British Museum. De Winton states the skull was much damaged.

This species described by de Winton from an unique example collected by Mr. Bates, is quite unlike in general appearance the only

other known form of the genus. Unfortunately the skull could not be found in the British Museum Collection. Mr. Bates says (l. c.) "The single specimen I sent to the Museum is the only one of this animal I have ever seen. I found it in a village on the Benito River where it had just been killed by a native, who did not know what to call it. However I have sometimes heard from natives of a rare beast like the Potto, which must be the same."

## GENUS 4. PERODICTICUS. POTTOS.

$$I. \frac{2-2}{3-3}; \quad C. \frac{1-1}{1-1}; \quad P. \frac{3-3}{2-2}; \quad M. \frac{3-3}{3-3} = 36.$$

**PERODICTICUS** Bennett, Proc. Zool. Soc. Lond., 1831, p. 109. Type  
*Perodicticus geoffroyi* Bennett = *Nycticebus potto* Geoffroy.  
*Potto* Less., Spec. Mamm., 1840, pp. 207, 237.

Tail very short, distinct; hands and feet large; fingers and toes free at ends; index finger rudimentary without a nail, apices of vertebræ, except of neck, projecting beyond skin. Only one ridge on plane of ear; anterior upper molar with oblique ridges and four cusps; the posterior molar with two cusps; last lower molar with four cusps; lower incisors prominent, projecting.

## LITERATURE OF THE SPECIES.

1812. *E. Geoffroy Saint-Hilaire, in Annales du Muséum d'Histoire Naturelle, Paris.*  
 The "Potto" of Bosman is here named *Nycticebus* POTTO.
1831. *Bennett, in Proceedings of the Zoological Society of London.*  
 The genus PERODICTICUS is here instituted, and *Nycticebus* POTTO Geoffroy renamed *P. geoffroyi*.
1840. *Lesson, Species des Mammifères Bimanes et Quadrumanes.*  
 PERODICTICUS POTTO is here renamed *Potto bosmani*.
1879. *Bouvier, Guide du Naturaliste.*  
 PERODICTICUS EDWARDSI first described.
1902. *De Winton, in Annals and Magazine of Natural History.*  
 PERODICTICUS EDWARDSI is renamed *P. batesi*.
1910. *O. Thomas, in Proceedings of the Zoological Society of London.*  
 PERODICTICUS IBEANUS, and *P. JU-JU* first described.
1910. *O. Thomas, in Annals and Magazine of Natural History.*  
 PERODICTICUS FAUSTUS first described.

## GEOGRAPHICAL DISTRIBUTION OF THE SPECIES.

The range of the members of this genus is not yet definitely known, as but one species has been familiar to Mammalogists for any



PERODICTICUS POTTO.

No. 12434 Acad. Nat. Sci. Phil. Coll. Nat. Size.





length of time. Of the four forms recognized, three are found on the western part of the African Continent, one on the eastern. *P. POTTO*, the most northerly of the known species, is found on the Gold coast to Sierra Leone, but its dispersion is not accurately known. *P. JU-JU* is a native of Southern Nigeria, and *P. EDWARDSI* goes from Cameroon into French Congo; and at Irneti, Central Congo, *P. FAUSTUS* was found. On the east side of Africa in the Kakamega forest within British Territory *P. IBEANUS* was procured.

## KEY TO THE SPECIES.

- A. Tail very short, length about one inch; muzzle short, blunt.
- a. Teeth small.
- a.*' Head and neck grayish brown .....*P. potto*.
- b.*' Head and neck drab gray, no black on back...*P. ju-ju*.
- c.*' Head and neck grizzled hoary gray, shoulders  
        and forehead blackish.....*P. ibeanus*.
- d.*' Head and neck drab, hairs tipped with  
        hoary .....*P. faustus*.
- b. Teeth large .....*P. edwardsi*.

## PERODICTICUS POTTO (E. Geoffroy).

*Potto* Bosman, Beschrijv. Guin. Gondk., II, 1704, p. 32, fig. 4.

*Nycticebus potto* E. Geoff., Ann. Mus. Hist. Nat. Paris, XIX, 1812, p. 165; Fitzing., Sitzungsber. Meth. Naturw. Akad. Wiss. Wien, 1870, p. 719; Schleg., Mus. Pays-Bas, Simiæ, 1876, p. 287.

*Perodicticus geoffroyi* Bennett, Proc. Zool. Soc. Lond., 1831, p. 109; Major, Proc. Zool. Soc. Lond., 1901, p. 130; Bedd., Proc. Zool. Soc. Lond., 1904, p. 160, fig. II, (Brain).

*Potto bosmani* Less., Spec. Mamm., 1840, p. 238.

*Perodicticus potto* Schinz, Syn. Mamm., I, 1844, p. 110; Wagn., Schreb., Säugth. Suppl., V, 1855, p. 15; Dahlb., Stud. Zool. Fam. Reg. Anim. Natur., fasc. I, 1856, p. 208, tab. VIII; Gray, Proc. Zool. Soc. Lond., 1863, p. 150; Huxley, Proc. Zool. Soc. Lond., 1864, p. 335; Pousarg., Ann. Scien. Nat. Paris, III, 7me Ser., 1891, p. 245; Forbes, Handb. Primates, I, 1894, p. 28; Bedd., Proc. Zool. Soc. Lond., 1895, p. 145, fig. 2; 1904, p. 160, (Brain); Major, Proc. Zool. Soc. Lond., 1901, p. 136, fig. 33.

*Stenops potto* Pel, Bijdr. Dierk., 1852, p. 41.

## BOSMAN'S POTTO.

*Type locality.* Guinea? West Africa.

*Geogr. Distr.* Gold Coast to Sierra Leone, West Africa.

*Genl. Char.* Head short, rounded; hands long; last upper molar short, wide, crown elliptical, two cusps, hind cusps wanting; last lower molar with four cusps.

*Color.* Head grayish brown, becoming grayer on back of head and neck; upper part reddish brown, darkest on middle of back, hairs with black tips, sides and rump pale brown; outer side of limbs like back; under parts gray sometimes reddish; hands and feet dark brown; ears black.

*Measurements.* Skull: occipito-nasal length, 65; Hensel, 55; zygomatic width, 48; intertemporal width, 23; palatal length, 23; breadth of braincase, 32; median length of nasals, 18; length of upper molar series, 18; length of mandible, 45; length of lower molar series, 15.

Bosman, who first made known the existence of this animal, gives a quaint description of it and its habits, with a rude drawing. He states, "Draught of a creature, by the *Negroes* called *Potto*, but known to us by the name of Sluggard, doubtless from its lazy, sluggish nature, a whole day being enough for it to advance ten steps forward.

"Some writers affirm, that when this creature has climbed upon a Tree, he doth not leave it until he hath eaten up not only the Fruit, but the leaves entirely; and then descends fat and in very good case in order to get up into another Tree; but before his slow pace can compass this he becomes as poor and lean as 'tis possible to imagine; and if the tree be high, or the way anything distant, and he meets nothing on his journey, he invariably dies of Hunger betwixt one tree and the other. Thus 'tis represented by others, but I will not undertake for the truth of it, though the *Negroes* are apt to believe something like it.

"This is such a horrible ugly Creature that I don't believe anything besides so very disagreeable is to be found on the whole Earth; the Print is a very lively description of it. Its fore feet are very like Hands, the Head, strangely disproportionately large; that from which this Print was taken was of a pale Mouse color, but it was then very young, and his skin yet smooth, but when old, as I saw one at Elmina in the year 1699, 'tis red and covered with a sort of Hair as thick set as Flocks of Wool. I know nothing more of this animal than that 'tis impossible to look on him without Horrour, and that he hath nothing very particular but his odious Ugliness."

Poor Potto! not a very flattering portrait indeed, but the earliest authors not infrequently indulged in similar descriptions of strange and little known animals. The Potto is strictly nocturnal in its habits and would not be likely to go "anything distant" during the daytime, and although its movements are slow and performed with deliberation, it would survive a sufficient length of time to reach a new food supply, and as it is a dweller of trees it is not likely to attempt any considerable journey on terra firma.

### PERODICTICUS JU-JU Thomas.

*Perodicticus ju-ju* Thos., Ann. Mag. Nat. Hist., V, 1910, 8th Ser., p. 351.

#### NIGERIAN POTTO.

*Type locality.* Southern Nigeria, Africa. Type in British Museum.

*Geogr. Distr.* Known only from Nigeria.

*Genl. Char.* Size about that of *P. EDWARDSI*; fur close, woolly; bristle hairs practically absent.

*Color.* Upper part of body drab-gray, under fur gray at base, then dull buffy whitish, the end dark brown; few long hairs with white tips, under parts grayish white, hairs gray at base; outer side of arms and legs drab gray like back; inner side whitish, becoming drab at wrists and ankles; hands and feet drab gray.

*Measurements.* Total length, 430; tail, 75; foot, 77; ear, 25. Skull: upper length, 66; basal length, 58; greatest breadth, 47; nasals, 17; upper cheek-tooth series, 17.8; molars only, 9; breadth of  $m^2$ , 4.1.

The above is taken from Mr. Thomas' description. I have not seen the specimen.

### PERODICTICUS IBEANUS Thomas.

*Perodicticus ibeanus* Thos., Proc. Zool. Soc. Lond., 1910, p. 536.

*Type locality.* Kakamega forest, near Mt. Elgon, British East Africa. Type in British Museum.

*Genl. Char.* "Fur soft and thick, the wool hair on the back nearly 20 mm. in length, and the straight hairs 25-26 mm. Nasals very short; canines rather slender, anterior premolar long, pointed, two-thirds the height of the canine. Other cheek teeth all very small; second molar smaller than the first. Anterior lower premolar longer than posterior."

*Color.* "General color grizzled ashy, but the shoulders and fore-back blackish; these dark tips broadening posteriorly so as to make the nape and fore-quarters almost black with a hidden suffusion of dark

clay-color. The long bristle hairs of the crown and nape black. Rest of the body, behind the withers, grizzled ashy, the longer hairs dark with grayish white tips, the woolly under fur dark slaty basally, then broadly clay-colored, with dark tips. Under surface grayish, not sharply defined, the hairs slaty basally, dull grayish white terminally (gray No. 8). Arms and legs grizzled ashy like the body; hands and feet brownish. Tail comparatively long, cylindrical, ashy gray."

*Measurements.* "Total length, 407; tail, 68; foot, 76; ear, 25. Skull: upper length, 64; basal length, 55; greatest breadth, 46; nasals, 14.2x5.3; interorbital space, 9.3; length of cheek tooth series, 16.5; of molars only, 8.5; breadth of  $m^1$  3.8; of  $m^2$  3.2."

I have not seen this species.

### PERODICTICUS FAUSTUS Thomas.

*Perodicticus faustus* Thos., Ann. Mag. Nat. Hist., VI, 1910, 8th Ser., p. 426.

*Type locality.* Irneti, Bompona, R. Maringa, Central Congo, Africa. Type young female in British Museum.

*Genl. Char.* "Intermediate between the gray *P. IBEANUS* and the brown species of the West Coast."

*Color.* Hairs of upper parts slaty at base then drab and tips black; a number of hoary tipped hairs behind shoulders; head, arms, legs and under parts dull drab; hoary tipped hairs on outer side of forearms and thighs; hands and feet gray; tail drab ticked with hoary.

*Measurements.* "Total length, 318; tail, 38; foot, 51; ear, 23, (Collector). Skull: upper length, 61; basal length, 53; greatest breadth, 41; nasals, 12.5x4; palatal length, 23; upper cheek tooth series, 18.7; molars only, 10.2;  $m^3$  3.4x4.7."

I have not seen this example.

### PERODICTICUS EDWARDSI Bouvier.

*Perodicticus potto edwardsi* Bouv., Guide du Natural., 1879, p. 1.

*Perodicticus batesi* De Winton, Ann. Mag. Nat. Hist., II, Ser. X, 1902, p. 48.

MILNE-EDWARDS POTTO.

*Type locality.* French Congo, West Africa. Type not in Paris Museum.

*Geogr. Distr.* Cameroon to the French Congo, West Africa.

*Genl. Char.* Variable in color, long hairs on occiput and neck.

*Color.* Head, hind part and sides of neck; upper back and shoulders yellowish brown; rest of upper parts, flanks, and limbs black, tinged on limbs with brownish black; forehead and nose yellowish brown; inner side of arms and under parts of body yellowish white; inner side of legs blackish brown; hands and feet brownish black; tail rudimentary, black. Ex specimen in Paris Museum.

Type of *P. batesi* in British Museum. Entire upper parts, limbs, hands, feet and tail rich chestnut red; hairs tipped with black on the shoulders and upper back; numerous long hairs both black and white, on occiput; nose brownish black; throat and inner side of arms pale rufous; chest and abdomen reddish gray; lower portion of abdomen and inner side of legs reddish.


*Measurements.* Total length, 380; tail, 40; hind foot, 75; ear, 23. Skull: occipito-nasal length, 63; Hensel, 54; zygomatic breadth, 21; palatal length, 20; breadth of braincase, 30; median length of nasals, 15; length of upper molar series, 18; length of mandible, 29; length of lower molar series, 16. Ex type *P. batesi* in British Museum.

In color this is a very variable species, examples from the same locality differing in this respect from each other. There are six specimens of this Potto in the British Museum from the Benito and Ja rivers in the French Congo, West Africa, differing very considerably from each other in the hue and marking of their coats. The prevailing color above is black and chestnut red, but the underparts vary from dark gray mixed with red to ashy gray, and one mounted example from the Benito River, which however may have faded somewhat, has no black at all on the upper parts which are yellowish gray about the shoulders, becoming red on lower back and thighs. The ends of the tails in some specimens are black as described by Bouvier. It would seem to be quite evident from an examination of the examples in the Paris and British Museums that *P. EDWARDSI* and *P. BATESI* represent the same species of which Bouvier's animal is one of the dark style, and the type of *P. BATESI* one of the pale hue.

Mr. Bates, who learned about this animal in Southern Cameroon, although on account of the density of the forests, he was unable to meet with one himself, states that "the two or three species of PERODICTICUS of which the names have been sent to me I have not learned to distinguish with certainty; in the little I have to say I must mention

them together. They are found in the daytime curled up asleep in the trees, tightly clinging to a branch. So tight is their grip of the branch that specimens have sometimes come to me mutilated in the hands, the natives who captured them declaring that it was only by cutting the fingers that they could loosen the animal's hold.

"Pottos are sometimes caught in traps placed on a horizontal pole or bridge crossing on an open place between two pieces of forest, such as a narrow place in a garden clearing or a stream. The animal crosses on a pole in preference to descending to the ground. One specimen was killed at night on the roof of a house to which it seemed to have wandered from the overhanging plantain tops."





GALAGO CRASSICAUDATUS.

No. 8.1.1.25. Brit. Mus. Coll. Nat. Size.



## Subfamily 2. Galaginæ.

## GENUS 1. GALAGO. THE GALAGOS. BUSH BABYS.

I.  $\frac{2-2}{2-2}$ ; C.  $\frac{1-1}{1-1}$ ; P.  $\frac{3-3}{3-3}$ ; M.  $\frac{3-3}{3-3} = 36$ .

- GALAGO** E. Geoff., Mag. Encyclop., 2me Année, I, 1796, p. 49, pl. I.  
 Type *Galago senegalensis* E. Geoffroy.  
*Chirosciurus* Cuv. and Geoff., Mag. Encyclopéd., No. VI, 1795.  
 (nomen nudum).  
*Macropus* Fisch., Mém. Soc. Imp. Moscou, I, 1811, V, 1817, p. 402, (nec Shaw, Marsupials).  
*Otolicnus* Illig., Prodr. Syst. Mamm. et Avium, 1811, p. 74.  
*Galagoides* A. Smith, S. Afr. Quart. Journ., 2nd Ser., II, 1833, No. 1, p. 32.  
*Hemigalago* Dahlb., Zool. Stud., I, Tredje Haftet, 1857, pp. 224, 225, 230, Tab. X.  
*Otolemur* Coquerel, Rev. Mag. Zool., 2nd Ser., XI, 1859, pp. 458, 460, pls. XVII, XVIII.  
*Callotus* Gray, Proc. Zool. Soc. Lond., 1863, p. 145.  
*Otogale* Gray, Proc. Zool. Soc. Lond., 1863, p. 139, figs. in text.  
*Euoticus* Gray, Proc. Zool. Soc. Lond., 1863, pp. 140, 141, I, fig. in text, pl. XIX.  
*Sciurocheirus* Gray, Proc. Zool. Soc. Lond., 1872, p. 857, fig. 5.

Fur thick, woolly; eyes large, approximate; ears large, hinder edge contractile at will of the animal; fingers and toes long and slender, with terminal discs; tail long, thick, bushy. Skull: braincase round, high, broad; muzzle short; squamosal region inflated; upper incisors small subequal, with posterior cusp on cingulum; diastema posterior to canine; first upper premolar with one main cusp and two supplementary ones on each side; middle premolar with three cusps; last molar, in some forms, is tricuspidate, in others quadricuspidate; the last internal cusp wanting. Tarsus long, calcaneum over one third the length of tibia; tail longer than the body.

The species of this genus are all African, and are remarkable for their large ears, and elongated tarsi, the latter much exceeding in length the arms. They have four incisors in both the upper and lower

jaws, and in size are about equal to a small rat. Various genera have been proposed for these animals, some of which may be advantageously used as subgenera to include certain species with special affinities for one another, but the groups can only be properly separated into two, GALAGO and HEMIGALAGO, distinguished by the presence or absence of a cusp on the heel of the second upper premolar.

LITERATURE OF THE SPECIES AND SUBSPECIES.

1796. *E. Geoffroy St. Hilaire, in Magasin Encyclopédique.*  
In this publication GALAGO SENEGALENSIS is first described from Senegal, West Africa.
1806. *Fischer, in Mémoires de la Société Impériale des Naturalistes de Moscou.*  
HEMIGALAGO DEMIDOFFI first described from Senegal, West Africa, and G. SENEGALENSIS redescribed as *G. geoffroyi*.
1812. *E. Geoffroy, in Annales du Muséum d'Histoire Naturelle, Paris.*  
In a paper entitled "Suite au Tableau des Quadrumanes," this author mentions four species under the genus GALAGO, viz., *G. madagascariensis* which is a MICROCEBUS, probably *M. MURINUS*; *G. SENEGALENSIS*; *G. CRASSICAUDATUS* described for the first time, and *H. DEMIDOFFI*, which belongs to a different genus HEMIGALAGO.
1820. *Desmarest, Mammalogie.*  
In this work under the genus GALAGO, five species are recorded, only three of which can be retained, viz., *G. CRASSICAUDATUS*; *G. SENEGALENSIS*; and *H. DEMIDOFFI*. The other two are *G. potto* = *PERODICTICUS POTTO* E. Geoff., and *G. madagascariensis* = *MICROCEBUS MURINUS* (Miller).
1837. *Waterhouse, in Proceedings of the Zoological Society of London.*  
GALAGO ALLENI first described from Fernando Po.
1839. *Ogilby, in Proceedings of the Zoological Society of London.*  
GALAGO GARNETTI described as *Otolicnus garnetti* from Port Natal, East Africa.
1839. *A. Smith, Illustrations of the Zoology of South Africa.*  
GALAGO SENEGALENSIS E. Geoff., renamed *Galago moholi*.
1840. *Wagner, Schreber, Säugthiere, Supplement.*  
In this volume under the term *Otolicnus* Wagner gives *O. galago* Schreb., citing only Plate XXXVIII B, but no page. This plate is lettered *G. senegalensis*, and he makes Geoffroy's

G. SENEGALENSIS a synonym. The fact is Schreber never described a species by the name *galago*, and therefore the position is exactly reversed, *galago* Schreber being non-existent, *senegalensis* Wagner becomes a synonym of Geoffroy's species. Two other species are given for the genus, O. CRASSICAUDATUS and O. ALLENI.

1840. Lesson, *Species des Mammifères Bimanes et Quadrumanes*.

Two species and three varieties are given in this List. G. CRASSICAUDATUS E. Geoff., *G. acaciarium* = G. SENEGALENSIS Fischer; *G. acaciarium* var. *A. alleni* = G. ALLENI Waterh.; *G. acaciarium* var. *B. senegalensis* = G. SENEGALENSIS Fischer; *G. acaciarium* var. *C. sennaariensis* = G. SENNAARIENSIS LESSON.

1842. Sundevall, in *Kongliga Svenska Vetenskaps Akademie*.

GALAGO SENNAARIENSIS Less., is here renamed *G. (Otolicnus) teng*.

1844. Van der Hoeven, in *Tijdschrift voor Natuurlijke Geschiedenis en Physiologie*.

Under *Otolicnus*, here employed as a genus, five species are given: *O. galago* = G. SENEGALENSIS; *O. alleni* = G. ALLENI; *O. crassicaudatus* = G. CRASSICAUDATUS; *O. garnetti* = G. GARNETTI; and *O. madagascariensis* = DAUBENTONIA MADAGASCARIENSIS.

1855. Wagner, Schreber, *Säugethiere, Supplement*.

Under *Otolicnus* six species are here given, viz.: *O. CRASSICAUDATUS* (Geoffroy); *O. GARNETTI* (Ogilby); *O. galago* Schreber, non-existent; *O. ALLENI* (Waterhouse); *O. minor* Gray, (a MICROCEBUS); and *O. DEMIDOFFI* (Fischer).

*O. galago* Schreb., non-existent, is divided into three sections, but the sections are treated as synonyms. These are *O. teng* (Sundevall), with SENNAARIENSIS as its synonym; *O. SENEGALENSIS* (Geoffroy); and *O. moholi* (Smith), with a new name *australis*, as its synonym, which is synonymous with G. SENEGALENSIS Geoffroy; *O. minor* (Gray), is a MICROCEBUS and synonymous with M. MURINUS (Miller).

1856. R. G. Dahlbom, *Zoologiska Studier afhandlande Djurrikets Naturliga Familjer*.

Four species are here recognized in the genus GALAGO: G. CRASSICAUDATUS; G. ALLENI; G. SENEGALENSIS; and *G. conspicillatus* = G. SENEGALENSIS.

1857. *Le Conte, in Proceedings of the Academy of Natural Sciences of Philadelphia.*  
 GALAGO ELEGANTULUS first described from Cameroon, West Africa.
1859. *Coquerel, in Revue et Magasin de Zoologie.*  
 GALAGO CRASSICAUDATUS redescribed as *Otolemur agisymbanus* from Agisymbana Island, East Africa.
1861. *Du Chaillu, in Proceedings Boston Society of Natural History.*  
*Galago elegantulus apicalis* described as *Otolicnus apicalis*.
1863. *J. E. Gray, in Proceedings of the Zoological Society of London.*  
 Four forms were here first described; GALAGO MONTEIRI as *Callotus monteiri* from Cuio Bay, West Africa; *Galago alleni gabonensis* as *Galago alleni* var. *gabonensis* from the Gaboon. *Galago elegantulus pallidus* as *Galago pallidus* from Fernando Po, and *Galago sennaariensis* from Sennaar, Eastern Africa.
1864. *J. E. Gray, in Proceedings of the Zoological Society of London.*  
*Galago monteiri kirki* first described as *Otogale crassicaudata* var. *kirki*, from Quillimane, East Africa.
1870. *J. E. Gray, Catalogue of Monkeys, Lemurs and Fruit-eating Bats, in the British Museum.*  
 In his tribe *Galagonina* the Author arranges the species of GALAGO in two genera, *Otogale*, and *Galago*. In the first are placed GARNETTI; CRASSICAUDATA; MONTEIRI and PALLIDA; and in the second are included ALLENI; *moholi* = SENEGALENSIS; SENEGALENSIS; SENNAARIENSIS and DEMIDOFFI. The four species of the *Otogale* group are recognized as valid at the present time, but of those given under GALAGO, *moholi* is a synonym of SENEGALENSIS Geoff., the name *sennaariensis* is antedated by Lesson in 1840. Three species are mentioned as not seen by the Author, *G. conspicillatus* = SENEGALENSIS Geoff., *O. peli* Temm., = HEMIGALAGO DEMIDOFFI Fischer, juv. and *O. senegalensis* Peters, = *G. s. mossambicus* Peters.
1876. *Schlegel, Muséum d'Histoire Naturelle des Pays-Bas, Simiæ.*  
 Five species are included in the genus GALAGO, viz.: G. CRASSICAUDATUS; G. GARNETTI; G. ALLENI; G. SENEGALENSIS; and H. DEMIDOFFI. G. MONTEIRI is considered to be merely a pale variety of G. CRASSICAUDATUS; the range of G. SENEGALENSIS is given from Senegambia and Sennaar to Cafraria, the form from Sennaar not being recognized as distinct.

1876. *Peters, in Monatsberichte Königl. Preuss. Akademie der Wissenschaften, Berlin.*

Three forms described for the first time GALAGO LASIOTIS from Mombassa, East Africa. *Galago alleni cameronsis*, as *Galago alleni* var. *cameronensis*; and GALAGO MOSAMBICUS from Mozambique.

1876. *Matschie, in Sitzungsberichte Naturforschender Freunde zu Berlin.*

GALAGO ZANZIBARICUS first described from Zanzibar.

*Peters, in Monatsberichte Königl. Preuss. Akademie der Wissenschaften, zu Berlin.*

H. DEMIDOFFI young, redescribed as *Otolicnus pusillus*.

1894. *M. E. de Pousargues, in Nouvelles Archives du Muséum d'Histoire Naturelle de Paris.*

A review of the genus GALAGO is here given, with a full description of H. ANOMURUS for the first time. The Author accepts three sub-genera, *Otolemur*, *Otolicnus* and HEMIGALAGO, and reviews the different forms belonging to each and discusses their various claims for distinct rank. He recognizes the following as species. Under *Otolemur* he accepts G. CRASSICAUDATUS; G. MONTEIRI; G. GARNETTI; and *G. agisymbanus* = G. CRASSICAUDATUS. In *Otolicnus* he gives G. ELEGANTULUS; G. SENEGALENSIS and G. ALLENI; and in HEMIGALAGO he places G. ANOMURUS and G. DEMIDOFFI.

The Author labored under the disadvantage of not having a personal knowledge of many of the forms he rejected, which, if he had had the opportunity of examining might have caused him to reach different conclusions in some cases.

1901. *Thomas, in Annals and Magazine of Natural History.*

GALAGO GALLARUM first described from the Webi Dau, Galla country, East Africa.

1904. *Thomas, in Proceedings of the Zoological Society of London.*

*Hemigalago demidoffi poensis* first made known from Banterberi, Fernando Po.

1906. *Matschie, in Sitzungsberichte Naturforschender Freunde zu Berlin.*

GALAGO PANGANIENSIS described as *Otolemur panganiensis* from Pangani River, East Africa; and GALAGO BADIUS first characterized from Ugalla River, East Africa.

1907. *Thomas and Wroughton, in Proceedings of the Zoological Society of London.*  
 GALAGO GRANTI described from Cogune, near Delagoa Bay, East Africa.
1907. *D. G. Elliot, in Annals and Magazine of Natural History.*  
 Six species of Galago are characterized in this paper, viz.: G. ZULUENSIS from Zululand; G. HINDSI from Athi River, British East Africa; G. *alleni batesi* from Como River, Gaboon; G. BRACCATUS from Mount Kilimanijaro; G. NYASSÆ from Lake Nyassa; and G. THOMASI of the sub-genus *Hemigalago*, from Fort Benin, Semliki River, East Africa.
1909. *D. G. Elliot, in Annals and Magazine of Natural History.*  
 GALAGO PUPULUS first described from Yola, Nigeria.  
*G. Dollman, in Annals and Magazine of Natural History.*  
 G. TALBOTI; G. *elegantulus tonsor*; and G. *braccatus albipes* are here first described.
1912. *Lönnberg, in Annals and Magazine of Natural History.*  
 G. KIKUYUENSIS first described as *Galago (Otolemur) kikuyuensis*.

#### GEOGRAPHICAL DISTRIBUTION OF THE SPECIES AND SUBSPECIES.

The Bush Babys, by which name the members of the genera GALAGO and HEMIGALAGO are known, are found upon the African Continent, between Sennaar and Natal on the east, and Senegal and Portuguese West Africa on the west. They are also natives of the islands of Zanzibar on the east coast, and Fernando Po in the Gulf of Guinea on the west. As is the case with most of the groups among the Primates, it cannot be said that the distribution of the members of these genera are satisfactorily known, and some may have a much greater dispersion than is here recorded. It is quite evident that distinct forms are fairly numerous, but the material at present available is not sufficient, (a number of species or races being represented by only a few examples, and from either a single, or a very limited number of localities), for a definite geographical distribution to be given. Therefore the following ranges assigned to the various members of the genus can only be regarded as approximate, based upon our present rather imperfect knowledge of their habitats, and subject to future rearrangement as the acquisition of more material shall serve to increase our knowledge.

A majority of the various species and races is found on the eastern portion of the Continent, extending from Somaliland, Sennaar and the vicinity of the White Nile below Khartoum on the north, to Mashonaland on the south, including the Island of Zanzibar. In the most northerly part of this eastern section at Faffan, near Harrar in Somaliland *G. DUNNI* was discovered; *G. SENNAARIENSIS* is found ranging southward to Ankole west of Victoria Nyanza, and Nyassaland, and then as far as Mashonaland up to an elevation of 5,000 feet. Next, in the Boran Galla country northeast of Lake Rudolph in Abyssinia, *G. GALLARUM* has been obtained, its range however not having been yet ascertained. At Katwi on the Athi River in British East Africa, *G. HINDSI*, and at Escarpment Station, *G. KIKUYUENSIS* have been obtained. From Mombassa on the coast comes *G. LASIOTIS*, recognizable by the white tip to the tail, but how far it may extend into the interior, or whether it is confined to the forest along the coast has not been determined. In Uganda to the north and west of Victoria Nyanza, *H. THOMASI* belonging to the genus *HEMIGALAGO* is found, the species having been taken at Dumo and Fort Beni on the Semliki River. Whether it is confined to Uganda, or extends its range beyond the river into the forests of the Congo Free State is not known. At Kirui, Elgon, 6,000 feet altitude, *G. braccatus albipes* was discovered. German East Africa contains several species of *GALAGO*, and in the northern part on the heights of Mt. Kilimanjaro, *G. BRACCATUS* is found. On the banks of the Pangani River not far from the coast *G. PANGANIENSIS* has been procured, while in the interior on the Ugalla River east of Lake Tanganyika, the rather remarkable species *G. BADIUS* was discovered. The island of Zanzibar has apparently two species, *G. ZANZIBARICUS*, and *G. CRASSICAUDATUS*, the latter under the name of *G. agisymbanus*, but there seem to be no adequate reasons for separating the island form specifically from the animal dwelling on the coast opposite and ranging through the forests as far south as Quilimane, Mozambique, where also *G. KIRKI* is found. Coming from Nyassaland and extending its range into the interior to Tete on the Zambesi in British Central Africa, *G. MOSSAMBICUS* occurs. In this district in Nyassaland south of the Lake in the mountains, and also from Zomba to the southeast of Lake Nyassa we have *G. NYASSÆ*, which ranges southward in Portuguese Southeast Africa to Inhambane. South of this, in the vicinity of Delagoa Bay, *G. GRANTI* is met with. From Zululand comes *G. ZULUENSIS*, and finally completing the list

of eastern and central African species, in Natal we have *G. GARNETTI*, the most southern member of the genus.

On the western side of the continent, the most northern species is *G. SENEGALENSIS* from Senegal south to Angola; at Yola, Nigeria, *G. PUPULUS* has been obtained, and from Cameroon, we have *G. CAMERONENSIS*, *G. ELEGANTULUS*, *G. e. pallidus*, and *G. ALLENI*; *G. elegantulus tonsor* was procured on the Benito River, Guinea. In Equatorial Africa from the mountains, near the Equator, exact locality unknown, *G. e. apicalis* was procured by Du Chaillu; and at Mombuttu, *H. DEMIDOFFI* was obtained by Emin Pasha. On the Gold Coast *H. DEMIDOFFI* is found ranging south to Gaboon in French Congo, where also *G. ALLENI* and *G. a. gabonensis* are met with, and on the banks of the Kemo River in the same Province, *G. a. batesi* and *H. ANOMURUS* were procured. From Cuio Bay south of Loando, Angola, Portuguese West Africa, *G. MONTEIRI*, one of the larger members of the genus, was obtained. On Fernando Po, an island in the Bight of Biaffra, Gulf of Guinea, three species dwell, *G. ALLENI*, *G. elegantulus pallidus*, and *H. demidoffi poensis*.

#### KEY TO THE SPECIES AND SUBSPECIES.

- A. Second upper premolar, without cusp on heel.
- a. Size large; occipito-nasal length of skull above 50 mm.
    - a.' Ears large.
    - a." End of tail not white.
      - a."" Above and on flanks russet, occipito-nasal length of skull 75 mm . . . . . *G. crassicaudatus*.
      - b."" Above mixed broccoli brown and gray, occipito-nasal length of skull 70 mm. . . . . *G. zuluensis*.
      - c."" Above light yellowish brown, occipito-nasal length of skull 64 mm. . . . . *G. panganiensis*.
      - d."" Above russet; flanks grayish brown; occipito-nasal length of skull 59 mm. . . . . *G. garnetti*.
      - e."" Above bright chestnut. . . . . *G. badius*.
      - f."" Above gray.
        - a."" No brown on upper parts. . . . . *G. monteiri*.



- d."" Brown on upper parts with  
the gray .....*G. kirki*.
- b." End of tail white .....*G. lasiotis*.
- b.' Ears small.
- a." Under parts white; tail above pale brown,  
beneath whitish .....*G. hindsi*.
- b." Under parts dirty white; tail above dark  
brown, gradually darkening to black-  
ish towards distal third; paler  
below .....*G. kikuyuensis*.
- b. Size small, occipito-nasal length of skull under 50 mm.
- a.' Legs without buff or yellowish.
- a." Upper parts russet.
- a."" Tail with basal half mixed seal  
brown and gray, apical half  
chocolate .....*G. alleni*.
- b."" Tail ashy brown, hairs tipped with  
silvery gray .....*G. a. cameronsensis*.
- c."" Tail basal half iron gray, remainder  
drab gray .....*G. a. gabonensis*.
- d."" Tail basal half mixed gray and  
black, apical half black.....*G. a. batesi*.
- b." Upper parts dark cinnamon.....*G. zanzibaricus*.
- c." Upper parts pale brownish red.....*G. talboti*.
- b.' Legs buff or yellowish.
- a." Upper parts écreu drab .....*G. gallarum*.
- b." Upper parts iron gray .....*G. braccatus*.
- c." Upper parts ashy gray .....*G. b. albipes*.
- d." Upper parts pale grayish brown .....*G. dunni*.
- e." Upper parts broccoli brown .....*G. nyassæ*.
- c.' Upper edge only of legs, yellow.
- a." Upper parts wood brown .....*G. granti*.
- b." Upper parts dark gray .....*G. sennaariensis*.
- c." Upper parts cream buff .....*G. senegalensis*.
- d." Upper parts sooty or brownish gray.
- a."" Rostrum short .....*G. mossambicus*.
- b."" Rostrum long .....*G. pupulus*.
- e." Upper parts pale cinnamon rufous. .*G. elegantulus*.
- f." Upper parts pale orange .....*G. e. tonsor*.
- g." Upper parts dark hair brown.....*G. e. pallidus*.
- h." Upper parts bright russet .....*G. e. apicalis*.

Subgenus 1. *Otolemur*.

Size large; first upper premolar not canine-shaped; last upper molar tricuspidate, sometimes quadricuspidate; last lower molar quadri- or quinquicuspidate; angle of mandible produced downwards and backwards; tail longer than head and body.

**GALAGO CRASSICAUDATUS E. Geoffroy.**

*Galago crassicaudatus* E. Geoff., Ann. Mus. Hist. Nat. Paris, XIX, 1812, p. 166; Desmarest, Mamm., 1820, p. 103; E. Geoff., Cours Hist. Nat. Mamm., 1828, p. 34, 11me Leçon; Fisch., Syn. Mamm., 1829, p. 67; Less., Spec. Mamm., 1840, p. 245; I. Geoff., Cat. Primates, 1851, p. 81; Dahlb., Stud. Zool. Fam. Reg. Anim. Nat., 1856, fasc. I, pp. 227, 229, pl. VIII, fig. 3; Mivart, Proc. Zool. Soc. Lond., 1864, p. 645; 1873, p. 501; Kirk, Proc. Zool. Soc. Lond., 1864, p. 650; 1873, p. 493; Sclat., Proc. Zool. Soc. Lond., 1871, p. 544; Gray, Proc. Zool. Soc. Lond., 1872, p. 860; Murie and Mivart, Trans. Zool. Soc. Lond., VII, 1872, pp. 1-11, fig. 2, (text), pls. I-VI, (Anatomy); Mivart, Proc. Zool. Soc. Lond., 1873, p. 502, fig. 18; Bedd., Proc. Zool. Soc. Lond., 1891, p. 456; 1895, p. 146, fig. 4, (Brain); Matschie, Sitzungsber. Ges. Natur. Freund., 1892, p. 224; Forbes, Handb. Primates, I, 1894, p. 47; F. Major, Proc. Zool. Soc. Lond., 1901, p. 138, fig. 3, (text); Thos. and Schwann, Proc. Zool. Soc. Lond., 1905, p. 256; Thos. and Wroughton, Proc. Zool. Soc. Lond., 1907, p. 287; 1908, p. 166.

*Lemur crassicaudatus* Blainv., Ostéog., 1841, Atl., Lemur, pl. VII.  
*Galago (Otolicnus) crassicaudatus* Schinz., Syn. Mamm., I, 1844, p. 111.

*Otolicnus crassicaudatus* Wagner, Schreb., Säugth. Suppl., I, 1840, p. 292; 1855, p. 156; Van der Hoeven, Tijdsch. Nat. Ges., 1844, p. 42; Peters, Reise nach Mossamb., 1852-82, p. 5, t. II, IV, figs. 1-5, (Skull); Fitzing., Sitzungsber. Matth.—Naturw. Akad. Wissensch. Wien, 1878, p. 730.

*Otolemur agisymbanus* Coquerel, Rev. Mag. Zool., 1859, p. 459; Gray, Cat. Monkeys, Lemurs and Fruit-eating Bats, British Museum, 1870, p. 88.

*Otogalago crassicaudatus* Gray, Proc. Zool. Soc. Lond., 1863, p. 140; Huxley, Proc. Zool. Soc. Lond., 1864, p. 324.

*Galago (Otolemur) agisymbanus* Mivart, Proc. Zool. Soc. Lond., 1864, pp. 627-645; Pousarg., Archiv. Mus. Hist. Nat. Paris, VI, 1904, p. 139.

*Galago (Otolemur) crassicaudatus* Mivart, Proc. Zool. Soc. Lond., 1864, p. 645.

*Galago agisymbanus* Kirk, Proc. Zool. Soc. Lond., 1897, p. 952, (Island of Zanzibar).

*Galago garnetti* Forbes, Handb. of Primates, I, 1894, p. 40. (Part.).

**GREAT GALAGO.**

*Rat of the Coconut Palm*, (Portuguese); *Gwea*, Native name, *Suikive*, (Zulu); *Garila*, (Inhambane).

*Type locality.* Unknown. Type in Paris Museum.

*Geogr. Distr.* East Africa; Ugogo and south to the Zambesi, Portuguese S. E. Africa, (Thos. and Wroughton); Zululand, (Thos. and Schwann); Mozambique, Quilimane, Luabo, (Kirk); Island of Zanzibar.

*Genl. Char.* Size large; muzzle long, more so comparatively than in the other species of the genus; nose pad with a deep furrow; no membranes between fingers and toes, but all digits have terminal flat discs; ears large, naked; tail long, bushy; neural spines bifurcate laterally.

*Color.* Nose, forehead, and band around eyes cream buff; cheeks, and beneath ears rusty brown; top of head and back russet, the dorsal line darker; outer side of arms and legs cinnamon; under parts and inner side of legs yellowish white or pale buff; hands and feet dark reddish brown; tail russet, tip sometimes seal brown.

*Measurements.* Total length, 700; tail, 375. Skull: occipito-nasal length, 75; Hensel, 62; intertemporal width, 117; palatal length, 30; breadth of braincase, 32; length of nasals, 23; length of upper molar series, 22; length of mandible, 51.5; length of lower molar series, 19.

*G. agisymbanus* appears to be the same as the present species, for I can find no characters upon which they can be separated. Coquerel's type, which is in the Paris Museum, is a young animal. The following is a description taken from it. Head and entire upper parts, and outer side of limbs dull russet, inclining to rusty on top of head and fore-arms; under parts pale greenish yellow; hands and feet blackish brown; tail reddish, inclining to blackish brown on apical portion. The adult is dull brown on the upper parts.

Geoffroy's type is in the Paris Museum, but is so faded that but little of the original color remains. The tail has lost most of the hair on the apical half, and the example is in such a condition that a description of it would only serve to mislead. Kirk states (l. c.) that at Luabo and Quilimane, this species frequents the Mangrove forests and wooded country outside. In captivity it eats flesh, vegetables, fruits and insects; in its native state it is fond of palm wine, robbing the pots used by the natives to collect it. This often leads to its capture when it drinks to excess. During the day it remains quiet in some shaded tree top. At night it is very active, leaping from frond to frond, or crossing from one cocoanut palm to another. Coquerel (l. c.) says that this species, (under the name of *Otolemur agisymbanus*), was brought to him from the interior of the island, while he was staying in Zanzibar, and is common in the forests which cover the northern part. He kept one alive for fifteen days, and it was very gentle. It slept during the day covered by its long tail, but at night it was active and exhibited an extreme petulance. It was fed on fruit but would eat anything, and devoured eagerly meat both raw and cooked.

#### **GALAGO ZULUENSIS Elliot.**

*Galago zuluensis* Elliot, Ann. Mag. Nat. Hist., XX, Ser. 7, 1907, p. 186.

#### **ZULU GALAGO.**

*Type locality.* Zululand. Type in British Museum.

*Genl. Char.* Similar to *G. HINDSI*, but browner, and with much larger ears; tail, darker and shorter. Skull: one-third larger; teeth larger. The first and second upper molars have four cusps, two outer and two inner; the last molar only three, two outer and one inner; the lower molars have four cusps, two outer and two inner.

*Color.* Head and upper parts broccoli brown and gray mixed, darkest on the head; outer side of limbs wood brown; dorsal line washed with mars brown; under parts and inner side of limbs yellowish white; hands and feet grayish brown; tail above pale mars brown, beneath paler. Ex type British Museum.

*Measurements.* Total length, about 570; tail, 320. Skull: occipito-nasal length, 70; Hensel, 57; zygomatic width, 46; intertemporal width, 19; palatal length, 28; breadth of braincase, 33; median length of nasals, 19; length of upper molar series, 22; length of mandible, 40; length of lower molar series, 23. Ex type in British Museum.





GALAGO GARNETTI.



GALAGO SENEGALENSIS.

This species is about the same size in body as *G. HINDSI*, but has a considerably shorter and much darker tail; it is much darker brown color throughout. When lying side by side, *G. HINDSI* appears like a gray animal in comparison. The ears of the present species are about a third larger than those of *G. HINDSI* both in length and width. In their dried and shrunken state they measure 31 mm. in length and 27 mm. in width, while those of *G. HINDSI* are 24 mm. long by 22 mm. wide, and as the collector's measurement of the ears of the latter species was 39 mm. in length, allowing for the same shrinkage those of *G. ZULUENSIS* would be 8 or 10 mm. longer. There is such a vast difference in the size of the skull and teeth that they admit of no comparison. In color *G. ZULUENSIS* is like *G. GRASSICAUDATUS*, but has a much smaller skull it being midway between *G. CRASSICAUDATUS* and *G. HINDSI* with all the differences such a disparity of size would create. *G. GARNETTI* is of an entirely different color, but about the same size.

#### GALAGO PANGANIENSIS (Matschie).

*Otolemur panganiensis* Matschie, Sitzungsber. Ges. Naturf. Freunde, 1906, p. 278.

*Type locality.* Pangani River, East Africa. Type in Berlin Museum.

*Genl. Char.* Similar in color to *G. LASIOTIS*, but paler, and the ears are naked, and there is no white on the apical portion of the tail.

*Color.* General color of upper parts rather light yellowish brown, with a reddish tinge on dorsal region and outer side of limbs; hind part of thighs ochraceous buff; sides of head, and neck below ears, ochraceous buff; under parts yellowish white; hands and feet reddish brown; tail sooty brown, blackish brown at tip. Ex type Berlin Museum.

*Measurements.* Total length, 707; tail, 360. Skull: occipito-nasal length, 64; Hensel, 56; zygomatic width, 44.5; intertemporal width, 20; median length of nasals, 20; length of upper molar series, 18; length of mandible, 43; length of lower molar series, 18. Ex type Berlin Museum.

#### GALAGO GARNETTI (Ogilby).

*Otolicnus garnetti* Ogilby, Proc. Zool. Soc. Lond., 1838, p. 6; van der Hoeve, Tijdsch. Nat. Geschied., 1844, p. 44; Wagn., Schreb., Säugth. Suppl., V, 1855, p. 157; Huxley, Proc. Zool. Soc. Lond., 1864, p. 324; Fitzinger, Sitzungsber. Metth. Natur. Akad. Wiss. Wien, 1870, p. 744.

*Otogale garnetti* Gray, Proc. Zool. Soc. Lond., 1863, p. 140, fig. (skull); *Id.* Cat. Monkeys, Lemurs and Fruit-eating Bats, Brit. Mus., 1870, p. 79; Mivart, Proc. Zool. Soc. Lond., 1864, p. 626.

*Galago garnetti* Sclat., Proc. Zool. Soc. Lond., 1864, p. 711, pl. XL; Gray, Proc. Zool. Soc. Lond., 1872, p. 860; Anders., Cat. Mamm. Ind. Mus. Calc., Pt. I, p. 26; Schleg., Mus. Pays-Bas, Simiæ, 1876, p. 329; Forbes, Handb. Primates, I, 1894, p. 40, (Part.).

*Galago (Otolemur) garnetti* Schinz, Syn. Mamm., I, 1844, p. 112; Mivart, Proc. Zool. Soc. Lond., 1864, p. 646; Pousarg., Nouv. Archiv. Mus. Hist. Nat. Paris, VI, 1894, p. 138.

GARNETT'S GALAGO.

*Type locality.* Port Natal, South East Africa. Type not in British Museum.

*Geogr. Distr.* Natal, South East Africa.

*Genl. Char.* Muzzle protruding beyond jaws; ears very long and wide; posterior upper molar having fourth cusp only slightly developed; posterior lower molar with four prominent cusps; pelage uniform above and also beneath.

*Color.* Entire upper parts of body, outer side of limbs, and inner side from wrist and knee, and tail russet, hairs tipped with golden yellow; hairs on head short, woolly, darker than the back, and with the neck is dark russet, hairs tipped with golden; entire under side of body with chin, throat and inner side of limbs to wrist and knee cream buff; no stripe between eyes; ears flesh color.

*Measurements.* Total length, 650; tail, 325. Skull: occipito-nasal length, 59; Hensel, 53; zygomatic width, 41; intertemporal width, 19; palatal length, 25; breadth of braincase, 29; median length of nasals, 14; length of upper molar series, 20; length of mandible, 42; length of lower molar series, 29.

This species is similar to *G. CRASSICAUDATUS*, but the head and neck are darker. The skull is much smaller with a narrower rostral region, intertemporal region wider, and the upper tooth rows more curving outwardly. Ears smaller.

The type is not in the Collection of the British Museum, and it is not known if it is still existing.

GALAGO BADIUS (Matschie).

*Otolemur badius* Matschie, Sitzungsab. Gesell. Naturf. Freun., 1905, p. 277.







GALAGO MONTEIRI

*Type locality.* Ugalla River, German East Africa. Type in Berlin Museum.

*Color.* Entire body, limbs, hands and feet, bright chestnut, the fur being dark gray at base and tipped with bright chestnut. The tail is wanting in the type.

This very distinct species is about the size of *G. LASIOTIS* but in its coloring is totally unlike any other known form. The tail is absent, no part having been preserved to give an indication of its coloring. Ex type Berlin Museum.

### GALAGO MONTEIRI (Gray).

*Callotus monteiri* Gray, Proc. Zool. Soc. Lond., 1863, p. 145.

*Galago monteiri* Bartl., Proc. Zool. Soc. Lond., 1863, p. 231, pl. XXVIII; Sclat., Proc. Zool. Soc. Lond., 1864, p. 711, pl. XL; 1871, p. 544; 1876, p. 413; Mivart, Proc. Zool. Soc. Lond., 1864, p. 346; Gray, Proc. Zool. Soc. Lond., 1872, p. 860; Forbes, Handb. Primates, I, 1894, p. 139.

*Galago (Otolemur) monteiri* Pousarg., Nouv. Archiv. Mus. Hist. Nat. Paris, VI, 1894, p. 139.

#### MONTEIRI'S GALAGO.

*Type locality.* Cuio Bay, south of Loando, Angola, West Africa. Type not in British Museum.

*Geogr. Distr.* Middle coast, West Africa.

*Genl. Char.* Size large; ears very large, naked on outer apical edges; hairs on face short; feet and toes broad, discs rounded; tail very long.

*Color.* General hue uniform pale gray over upper part of body, outer side of limbs, and entire tail; orbital ring black; hands and feet dark brownish gray; ears black; middle of breast and abdomen white; flanks grayish white. Some specimens are mouse gray on body and tail.

*Measurements.* Total length, 1118; tail, 408. Skull: occipito-nasal length, 70; Hensel, 57; zygomatic width, about 40, (broken); intertemporal width, 19; palatal length, 28; breadth of braincase, 31; median length of nasals, 20; length of upper molar series, 23; length of mandible, 47; length of lower molar series, 20.

This is one of the largest species of the genus, with a very long bushy tail. While the color among individuals varies somewhat, the dominant hue is always gray, ranging from a whitish to a mouse gray, with occasionally reddish tints appearing on head and back. The type

could not be found in the British Museum. It probably never was in the collection. The identification of this animal as a new species should undoubtedly be placed to the credit of the late Mr. A. D. Bartlett, Superintendent of the London Zoological Society's Gardens, but his MS. having been shown to Dr. Gray, it was included by him in his paper on the species of Lemuroids under Mr. Bartlett's MS. name in an earlier part of the Society's proceedings, and thus became *G. MONTEIRI* Gray, manuscript names having no standing. Mr. Bartlett had the type alive, and states it was "very gentle and slept much during the day, and fed on *fruit, bread, milk* and other sweet things, particularly bananas. It had the power of turning its ears back and folding them up when at rest. When moving about or in search of food they, (the ears) spread out and stand upward and forward, reminding one of the Aye-Aye; but when folded back and down, the animal's face bears a strong resemblance to the Douroucoulis. The pupils of the eyes are oval and vertical."

**GALAGO KIRKI (Gray).**

*Otogale crassicaudata* var. *kirki* Gray, Proc. Zool. Soc. Lond., 1864, p. 456.

*Galago crassicaudatus* Sclat., Proc. Zool. Soc. Lond., 1864, p. 711; Pousarg., Nouv. Archiv. Mus. Hist. Nat. Paris, VI, 1894, p. 138.

*Otogale kirki* Thomas, Proc. Zool. Soc. Lond., 1894, p. 137; 1896, p. 790.

**KIRK'S GALAGO.**

*Type locality.* Quilimane, Mozambique, East Africa. Type in British Museum.

*Geogr. Distr.* Blantyre, Shiri Highlands, Nyassaland; and Mozambique to Tete on the Zambesi, East Africa.

*Genl. Char.* Size large, tail bushy, color pale.

*Color.* General hue pale ashy gray and russet, base of hairs black; cheeks, inner side of limbs and under part of body grayish white; face, crown, nape, middle of back, shoulders, and outer side of arms russet; outer side of legs yellowish gray; hands, feet, and tail, dark broccoli brown. Ex type in British Museum.

*Measurements.* Skull much broken; occipito-nasal length, 68; zygomatic width, 47; intertemporal width, 18; width of orbits, 19; median length of nasals, 20; length of upper molar series, 21; length of mandible, 45; length of lower molar series, 23. Ex type British Museum.

This animal has the same gray color as *G. MONTEIRI* and would seem to be more a representative of that species on the eastern coast of Africa, than a near relative of *G. CRASSICAUDATUS*, which is quite differently colored. It is easily recognized from *G. MONTEIRI* by the russet coloring on the head and middle of back, and the darker tail. It would seem advisable to recognize it as a distinct species, and not as a race of *G. CRASSICAUDATUS* as Gray made it. This is one of the largest species of *GALAGO*, and has a very long and bushy tail. Like other species of the genus it is arboreal and nocturnal in its habits, and is rarely seen during the day, "sleeping in some hollow tree, waking up at sundown, at which time and throughout the whole night its peculiar cry can be heard. At Eshowe it frequents the trees close to the houses, and is said to be extremely fond of fowl's eggs. The specimens secured were shot at night with the aid of a dark lantern, flashing it suddenly into a tree where one was heard calling. This is a favorite method with the natives for obtaining them, by whom the skin is highly valued. Specimens from Natal seem much browner than those from Zululand." (Grant's notes on Zululand Mammals; Thos. and Schwann, l. c.).

In another paper on Mammals from Portuguese South Africa, Thos. and Wrought. (l. c.) quote from Mr. Grant's notes as follows on this species.

"Very common in the forests, where they appear to consort together in small parties. The species has a variety of calls, none of which however are similar to that of *GALAGO GARNETTI*. Apparently principally vegetarian, and feeding largely on the exudation from the bark of certain trees. Strictly nocturnal, passing the day in hollow trees."

### **GALAGO LASIOTIS Peters.**

*Galago lasiotis* Peters, Monatsb. K. Preuss. Akad. Wiss. Berlin, 1876, p. 912; Matschie, Sitzungsab. Ges. Natur. Freund., 1892, p. 224.

#### *WOOLLY-EARED GALAGO.*

*Type locality.* Mombassa, East Africa. Type in British Museum.

*Genl. Char.* Size large; tail, long and bushy, tip white; ears broad, hairy at tip, showing chiefly in the young; fur thick woolly.

*Color.* Top of head and upper parts of body grayish brown with yellowish tinge; dorsal region darker being a reddish brown, with black hair intermingled; flanks paler yellowish brown; outer and inner sides of limbs russet; sides of head wood brown; throat, chest and

under parts white; hands and feet blackish brown; tail Prout's brown with apical portion white; ears hairy to tip, outer edge flesh color, inner yellowish. Ex type Berlin Museum.

*Measurements.* Total length, 685; tail, 370. Skull: total length, 66; occipito-nasal length, 64; zygomatic width, 43; intertemporal width, 19; median length of nasals, 20.5; length of upper molar series, 21; length of mandible, 43; length of lower molar series, 18. Ex type Berlin Museum.

The present species is darker than *G. CRASSICAUDATUS* and the limbs slightly redder, but it can at all times be easily distinguished from that species by having the end of the tail white.

### **GALAGO HINDSI Elliot.**

*Galago hindsi* Elliot, Ann. Mag. Nat. Hist., XX, 7th Ser., 1907, p. 186.

*Type locality.* Katwi, Athi River, British East Africa. Altitude 3,500 feet. Type in British Museum.

*Genl. Char.* Size large, but smaller than *G. CRASSICAUDATUS* or *G. GARNETTI*. Color pale; ear small; tail, very long.

*Color.* Head and upper parts pale wood brown, washed on head and dorsal region with darker brown; arms and hands like head; outer side of legs isabella color; feet dark brown; chin vinaceous cinnamon; rest of under parts white; tail above pale wood brown, beneath whitish. Ex type British Museum.

*Measurements.* Total length, about 575; tail, 370; foot, 80; ear, 39. Skull: occipito-nasal length, 63; Hensel, 49; zygomatic width, 42; intertemporal width, 20; palatal length, 23; breadth of braincase, 29; median length of nasals, 19; length of upper molar series, 19; length of mandible, 41; length of lower molar series, 20. Ex type British Museum.

This animal is somewhat smaller than its relatives, *G. CRASSICAUDATUS* and *G. GARNETTI*, the skull being very considerably smaller. It also differs in its pale color, and the very long pale almost white tail. It belongs to the group of which *G. CRASSICAUDATUS* is the representative member. Two specimens are in the British Museum Collection slightly varying in color, the paratype having a darker tail which unfortunately has lost half of its length.

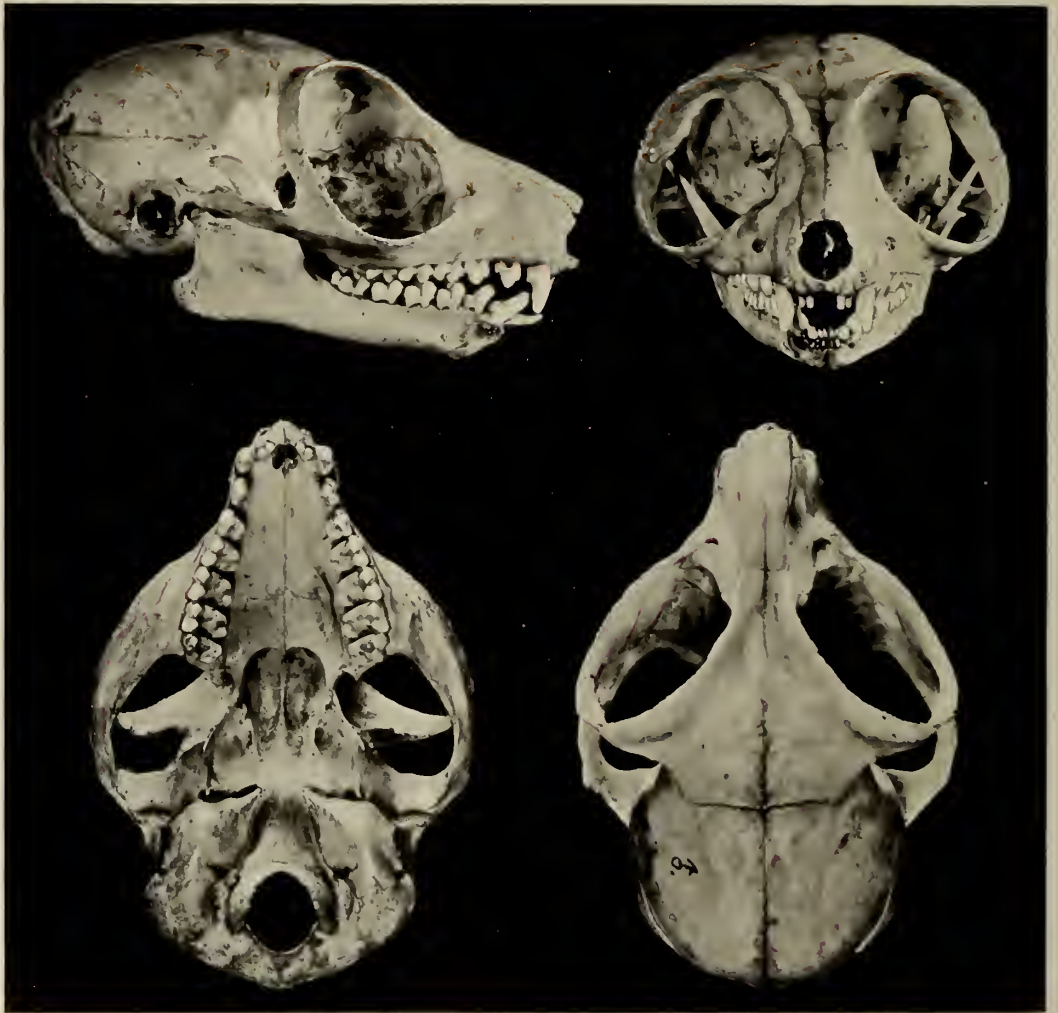




GALAGO ALLENI







GALAGO ALLENI.

No. 98.5.4.2. Brit. Mus. Coll.  $\frac{1}{2}$  larger than Nat. Size.

**GALAGO KIKUYUENSIS** Lönnberg.

*Galago (Otolemur) kikuyuensis* Lönnb., Ann. Mag. Nat. Hist., IX, 8th Ser., 1912, p. 64.

*Type locality.* Escarpment Station, British East Africa.

*Color.* "General colour pale greyish brown, somewhat darker on head and upper neck, outside of limbs more chamois; throat and lower side of neck with an ochre-yellow tinge; under side of body dirty white; hands and feet dark brown, inclining to blackish; tail dark brown, gradually darkening to blackish towards the distal third, paler below. Ears naked."

*Measurements.* "Total length about 62 cm.; tail about equal to head and body. Skull: greatest length, 61; basicranial length, 49; zygomatic breadth, 41; palatal length, 23; length of upper molar series, 19.5."

I have not seen a specimen of this animal, and as Herr Lönnberg makes no reference to any species with which it may be compared, it is difficult to assign it to its proper place in the genus. In size it seems to be nearest to *G. HINDSI* Elliot, from Katwi, Athi River, British East Africa, and in color appears to differ mainly in the underparts being "dirty white" instead of white, "tail dark brown, gradually darkening to blackish towards the distal third, paler below," instead of tail above pale wood brown, beneath whitish. It may be remarked that the type localities of these two Bush-Babys are not far apart.

Without a careful comparison, it is impossible to state what claims this animal has to a distinct specific rank. As it is impossible to determine this at present, it is here given the benefit of any doubt that may arise.

**Subgenus 2. Otolicnus.**

Size small; muzzle short; last upper molar may be tricuspidate or quadricuspidate, but the last lower molar is always quinquicuspidate. Angle of mandible produced backwards and slightly downward.

**GALAGO ALLENI** Waterhouse.

*Galago alleni* Waterh., Proc. Zool. Soc. Lond., 1837, p. 87; Gray, List Spec. Mamm. Brit. Mus., 1843, p. 16; Dahlb., Stud. Zool. Fam. Anim. Natur., fasc. I, 1856, p. 329; Gray, Proc. Zool. Soc. Lond., 1863, p. 140; Sclat., Proc. Zool. Soc. Lond., 1863, p. 375, pl. XXXII; Gray, Cat. Monkeys, Lemurs and Fruit-

eating Bats, Brit. Mus., 1870, p. 82, fig. 8; Schleg., Mus. Pays-Bas, Simiæ, 1876, p. 329; Bedd., Proc. Zool. Soc. Lond., 1891, pp. 453, 461; Forbes, Handb. Primates, I, 1894, p. 43, (Part.); Thos., Proc. Zool. Soc. Lond., 1904, p. 185; Bates, Proc. Zool. Soc. Lond., 1905, p. 71.

*Galago acaciæ* var. *alleni*, Less., Spec. Mamm., 1840, p. 247.

*Galago (Otolicnus) alleni* Schinz, Syn. Mamm., I, 1844, p. 111; Mivart, Proc. Zool. Soc. Lond., 1864, p. 647; Pousarg., Nouv. Archiv. Mus. Hist. Nat. Paris, VI, 1894, p. 150; *Id.* Ann. Mus. Hist. Nat. Paris, III, 7me Sér., 1896, p. 242; F. Major, Proc. Zool. Soc. Lond., 1901, p. 138, fig.

*Otolicnus alleni* van der Hoev., Tijdsch. Natur. Gesch. Phys., 1844, p. 42; Temm., Esquis. Zool., 1853, p. 40; Wagn., Schreb., Säugth. Suppl., I, 1840, p. 36; V, 1855, p. 159; Fitzinger., Sitzungsber. Metth. Naturw. Akad. Wiss. Wien, 1870, p. 742.

*Sciurocheirus alleni* Gray, Proc. Zool. Soc. Lond., 1872, p. 857.

ALLEN'S GALAGO. *Émam*, native name in Cameroon.

*Type locality.* Fernando Po. Type in British Museum.

*Geogr. Distr.* Cameroon, (Sclater); Gaboon and Fernando Po.

*Genl. Char.* Ears very large; second upper molar nearly equal in size to third premolar, talon greatly developed; last molar quadricuspidate; incisors placed in front of line between canines.

*Color.* Head, face, back, arms and legs mummy brown; the lower back has the hair much worn and the blackish brown under fur shows, making this part darker than the rest; under parts whitish but most of the hair gone; tail bistre. Ex type British Museum in poor condition.

Another specimen in perfect state has head blackish brown and gray; gray stripe between eyes and on nose; upper parts dark mummy brown; outer side of arms dark cinnamon rufous; patch of cinnamon rufous at thigh joint, rest of leg russet; hands and feet dark grayish brown; under parts grayish white; tail, basal half black, brown and gray, apical half dark chestnut.

*Measurements.* Total length, 445; tail, 235. Skull: occipito-nasal length, 50; intertemporal width, 19; palatal length, 18; median length of nasals, 13; width of braincase, 24; length of upper molar series, 17; length of mandible, 30; length of lower molar series, 17.

Bates states that the *émam* is "found in the daylight in hollow trees, three or four huddled together asleep. An *émam* that was

brought to me alive showed great powers of jumping. A monkey can jump outwards and downwards and catch a branch, but this *Galago* could jump out and up and catch hold of a branch. It died in the hot sunshine when I was away from camp; it had probably never felt sunshine before."

GALAGO ALLENI CAMERONENSIS (Peters).

*Otolicnus alleni* var. *cameronensis* Peters, Monatsb. K. Preuss. Akad. Wiss. Berlin, 1876, p. 472.

*Galago alleni* var. *cameronensis* Matschie, Mitt. Geog. Ges. Natur. Mus. Lübeck, 1894, p. 131.

*Galago* (*Otolicnus*) *alleni* var. *cameronensis* Pousarg., Nouv. Archiv. Mus. Hist. Nat., Paris, VI, 1894, p. 154.

CAMEROON GALAGO.

*Type locality.* Aqua Town, Cameroon, West Africa. Type in Berlin Museum.

*Geogr. Distr.* Cameroon, West Africa.

*Genl. Char.* Tail shorter than typical form, less tufted; posterior upper molar tricuspidate.

*Color.* Top of head and upper part of body russet brown, hairs white tipped; the fur slate color at base, then russet and tips white; flanks more reddish; indistinct whitish hue between eyes; shoulders, arms above elbows, and outer side of thighs cinnamon, with a reddish tint on shoulders; forearms cinnamon with only a slight red tint; legs below knees, and hinder part of thighs mouse gray, tinged with yellowish on legs; chin, throat, and entire under parts grayish white; hands and feet grayish brown; tail ashy brown the hairs tipped with silvery white; ears brown. Ex type Berlin Museum.

*Measurements.* Total length, 610; tail, 400. Skull: occipito-nasal length, 51; zygomatic width, 32; intertemporal width, 17.5; median length of nasals, 15.5; length of upper molar series, 17; length of mandible, 31; length of lower molar series, 15. Ex type Berlin Museum.

This is a rather smaller animal than *G. ALLENI* and of a lighter color on body; the tail also is quite different, and much shorter.

GALAGO ALLENI GABONENSIS Gray.

*Galago alleni* var. *gabonensis* Gray, Proc. Zool. Soc. Lond., 1863, p. 146; *Id.* Cat. Monkeys, Lemurs and Fruit-eating Bats, Brit. Mus., 1870, p. 82.

*Galago (Otolicnus) gabonensis* Mivart, Proc. Zool. Soc. Lond., 1864, pp. 339, 647.

*Galago (Otolicnus) alleni* var. *gabonensis* Pousarg., Nouv. Archiv. Mus. Hist. Nat. Paris, VI, 1894, p. 152.

*Otolicnus gabonensis* Gray, Proc. Zool. Soc. Lond., 1872, p. 860.

GABOON GALAGO.

*Type locality.* Gaboon, West Africa. Type in British Museum.

*Geogr. Distr.* Gaboon, West Africa. Limits of range unknown.

*Genl. Char.* Ears smaller than those of *G. ALLENI*; last upper molar tricuspidate; incisors not in front of canines. Palate narrower, and bullæ larger than in *G. ALLENI*.

*Color.* Stripe from forehead on to nose, base of ears, cheeks, and sides of neck light gray; hind neck, and upper parts russet; arms, and upper parts of thighs cinnamon, in some examples these parts are cinnamon rufous; legs from knees to ankles, gray; hands and feet dark grayish brown; under parts, and inner sides of limbs yellowish white; base of tail iron gray, remainder drab gray. Ex type British Museum.

Some specimens have all the upper parts cinnamon rufous, and the tail drab gray; ears brownish black.

*Measurements.* Total length, 510; tail, 275; foot, 70; ear, 31, (Collector). Skull: occipito-nasal length, 51; Hensel, 39; intertemporal width, 17; palatal length, 18; median length of nasals, 20; breadth of braincase, 24; length of upper molar series, 16; length of mandible, 31; length of lower molar series, 15.

GALAGO ALLENI BATESI Elliot.

*Galago alleni batesi* Elliot, Ann. Mag. Nat. Hist., XX, 7th Ser., 1907, p. 187.

BATE'S GALAGO.

*Type locality.* Kemo River, Gaboon, West Africa. Type in British museum.

*Gen. Char.* Similar to *G. a. gabonensis*, but much darker above, and has a black tail, and light gray feet; and from *G. alleni* it differs in black tail, and gray legs below knees, and feet.

*Color.* Forehead, base of ears, cheek, stripe between eyes and nose light gray; top of head and hind neck, and upper parts dark mummy brown; outer side of arms dark tawny; a patch of tawny on thigh, the upper portions darker than the lower, rest of legs brownish gray, becoming clear gray on feet; throat, and front of neck yellowish; rest of lower parts whitish; hands grayish mummy brown; tail black

sprinkled with gray on basal half. Ears large, blackish. Ex type in British Museum.

*Measurements.* Skin, total length, 470; tail, 250. Skull: occipito-nasal length, 48; Hensel, 38; zygomatic width, 32; intertemporal width, 18; palatal length, 19; breadth of braincase, 24; median length of nasals, 13; length of upper molar series, 16; length of mandible, 31; length of lower molar series, 14. Ex type British Museum.

While this race has a general resemblance to both *G. ALLENI* and *G. a. gabonensis*, it can readily be distinguished from both; by its gray legs and feet from *G. ALLENI*, and gray feet, darker upper parts and black tail from *G. a. gabonensis*. The last named and the present race come together on the Como River, but there are no intermediate specimens.

#### **GALAGO ZANZIBARICUS Matschie.**

*Galago zanzibaricus* Matschie, Sitzungs. Ges. Naturf. Freunde, Berlin, 1893, p. 111.

##### ZANZIBAR GALAGO.

*Type locality.* Island of Zanzibar. Type in Berlin Museum.

*Genl. Char.* Size small; tail about length of body and head; hair short; fur on body woolly; ears large. Skull with a broad braincase, wide at occiput.

*Color.* Top of head and upper parts cinnamon, darkest on head and neck and dorsal region; outer side of limbs ochraceous buff; under parts buff; hands and feet grayish white; tail, Prout's brown, hairs tipped with golden, becoming blackish brown at tip. Ex type Berlin Museum.

*Measurements.* Total length, 365; tail, 195. Skull: total length, 42; occipito-nasal length, 42; zygomatic width, 27; intertemporal width, 16; median length of nasals, 11; length of upper molar series, 12; length of mandible, 23.5; length of lower molar series, 11. Ex type Berlin Museum.

The type is a flat skin in fair condition. It is a very small animal about the size of *G. CAMERONENSIS*, but with a shorter and less bushy tail.

#### **GALAGO TALBOTI Dollman.**

*Galago talboti* Dollman, Ann. Mag. Nat. Hist., V, 8th Ser., 1910, p. 93.

*Type locality.* Nkami, Southern Nigeria. Type in British Museum.

*Genl. Char.* Similar to *G. ELEGANTULUS*, but under parts buffy white, instead of gray.

*Color.* Upper parts pale brownish red; dorsal stripe brownish orange, hairs slaty gray on basal half, then yellowish and apical portion buffy brown. Face and sides of head reddish buff; top of head grayish buff and red; sides of neck grayish white; under parts buffy white; flanks reddish brown; throat reddish, hairs gray at their bases; outer side of arms grayish red, of legs like back but more yellow; inner side of limbs buffy white; hands and feet yellowish white; tail above brownish buff washed with gray, tip grayish buff.

*Measurements.* Total length, 440; tail, 274; foot, 64; ear, 31. Skull: total length, 49.4; zygomatic width, 35.7; basal length, 37.5; greatest length of nasals, 13.4; palatal length, 18.5; length of upper molar series, 14.

This species is unknown to me.

#### **GALAGO GALLARUM Thomas.**

*Galago gallarum* Thos., Ann. Mag. Nat. Hist., VIII, 7th Ser., 1901, p. 27.

*Galago galago* Thos., Proc. Zool. Soc. Lond., 1900, p. 802.

#### **BORAN GALAGO.**

*Type locality.* Webi Daue, Boran Galla country, East Africa. Type in British Museum.

*Geogr. Distr.* Boran Galla country, East Africa.

*Genl. Char.* Drab coloration; yellow limbs; dorsal hairs with white subterminal bands.

*Color.* General color above écreu drab; the hairs being dark slaty gray on basal half, then fulvous followed by a white subterminal, and black terminal, rings. Centre of nose, white; orbital ring, black; outer side of legs pale ochre yellow; arms écreu drab; hands and feet yellowish white; chin, inner side of arms, and inguinal region white to the base of hairs; belly hairs white, their bases slaty; tail pale smoky gray, tip black. Ex type British Museum.

*Measurements.* Total length, 390; tail, 225; ear, 34. No skull.

#### **GALAGO BRACCATUS Elliot.**

*Galago braccatus* Elliot, Ann. Mag. Nat. Hist., XX, 7th Ser., 1907, p. 187.



## MT. KILIMANJARO GALAGO.

*Type locality.* Mount Kilimanjaro, German East Africa. Type in British Museum.

*Genl. Char.* Similar to *G. GALLARUM*, but darker gray above, and the bright buff of the limbs ends abruptly on meeting the gray color, and does not grade into it, as in the allied species.

*Color.* Head and neck buff, hairs tipped with black, giving these parts a grizzled appearance; rest of upper parts iron gray; orbital ring black; stripe between eyes, nose, upper lip, cheek and chin, gray; upper side of arms and legs, bright buff; hands and feet, yellowish gray; under parts, and inner side of thighs, yellowish white; tail, Prout's brown, hairs tipped with white; ear large, naked, black. Ex type British Museum.

*Measurements.* Total length about 480; tail, 300. Skull: occipito-nasal length, 45; Hensel, 32; zygomatic width, 29; intertemporal width, 19; palatal length, 15; width of braincase, 24; median length of nasals, 12; length of upper molar series, 13; length of mandible, 26; length of lower molar series, 13. Ex type British Museum.

This rather handsome species was obtained by Mr. A. B. Percival on Mount Kilimanjaro, East Africa. While allied to *G. GALLARUM* Thomas, it is easily distinguished from the type of that species by its dark gray color, and the abruptness with which the buff and gray of the legs come together. As is to be expected of an animal living upon a high mountain the fur is thick and long. There are no appreciable differences in the skulls of the two species.

## GALAGO BRACCATUS ALBIPES Dollman.

*Galago braccatus albipes* Dollman, Ann. Mag. Nat. Hist., 8th Ser., IV, 1909, p. 549.

*Type locality.* Kirui, Elgon, British East Africa. Altitude 6,000 feet. Type in British Museum.

*Genl. Char.* Similar to *G. BRACCATUS*, but back darker, limbs lighter.

*Color.* General hue dark ashy gray; outer side of arms similar to *G. BRACCATUS*, but paler and more yellow toward extremities; outer side of upper thighs dark gray, remainder, and legs pale yellowish buff; fingers and toes white; throat and chest buff colored; inner side of limbs grayish buff. Tail not mentioned.

*Measurements.* Total length, 445; tail, 270; foot, 65; ear, 41. Skull: total length, 46; Hensel, 32; zygomatic breadth, 33.5; palatal length, 14; length of upper molar series, 13.

I have not seen this race as it was received at the British Museum and described after my departure from England.

### **GALAGO DUNNI** Dollman.

*Galago dunni* Dollman, Ann. Mag. Nat. Hist., 8th Ser., V, 1910, p. 92.

*Type locality.* Fafan, 35 miles east of Harrar, Somaliland, East Africa.

*Genl. Char.* Similar to *G. braccatus albipes*, but larger and paler. Skull: nasals broad anteriorly, then narrowing and widening posteriorly.

*Color.* Upper part of body pale grayish brown, darker on dorsal line, hairs being slaty gray with grayish white tips; flanks paler; outer side of arms buff; outer side of legs like *G. b. albipes*, but more buffy and the gray parts paler; under parts and inner side of arms white washed with cream; inner side of legs grayish white tinged with yellow; hands and feet yellowish; tail above basal half like back, apical half browner; beneath paler, more gray.

*Measurements.* Total length, 475; tail, 275; foot, 72; ear, 38. Skull: total length, 48; zygomatic width, 34.5; nasals greatest length, 14; greatest width, 4.9; least width, 2.4; palatal length, 14.7; length of upper molar series, 13.3.

This species I have not seen.

### **GALAGO NYASSÆ** Elliot.

*Galago nyassæ* Elliot, Ann. Mag. Nat. Hist., XX, 7th Ser., 1907, p. 188.

*Galago moholi* Thos., (nec Smith), Proc. Zool. Soc. Lond., 1894, p. 137.

*Type locality.* Mountains south of Lake Nyassa, Portuguese East Africa. Type in British Museum.

*Genl. Char.* Fur woolly; tail bushy; skull, much broken, exhibits great differences from that of the species I call *G. SENNAARIENSIS* from the White Nile southward to Ankole, west of the Victoria Nyanza. The rostrum is long and more slender, and the nasals are long and narrow; the palate is long and narrow and does not widen out posteriorly to anything like the extent as seen in skulls of *G. SENNAARIENSIS*; the anterior line of the orbit is in front of the first molar, instead of in front of the third premolar as in the other species; there is only a slight rise of the frontal above the rostrum, thus making

the superior outline of the skull very much less rounded, indeed quite flat as compared with that of *G. SENNAARIENSIS*. Of the braincase only the frontals and parietals remain, the occipital region and bullæ, and lower portion of skull on one side even to the palate, having disappeared, so no comparison can be made beyond those already given.

*Color.* General hue above broccoli brown; outer side of arms broccoli brown; legs cream buff; under parts and inner side of limbs yellowish white; cream buff on chest. Ex type in British Museum.

*Measurements.* Total length about 355 to end of hairs on tail; tail, 185. Skull: from frontal suture to end of nasals, 27; median length of nasals, 10; width of rostrum at canines, 7; length of palate, 15; width between last molars, 7; length of lower molar series, 13. Ex type in British Museum.

The type in the British Museum Collection of skins and an example in alcohol from Zomba, Nyassa, are all that are known of this species. While the skin resembles in color *G. GALLARUM* more perhaps than any other, the skull in its long and narrow rostral region, and low crown is very different. The type was procured by Dr. Kirk when he was accompanying Dr. Livingstone, the famous Explorer.

#### **GALAGO GRANTI Thomas and Wroughton.**

*Galago granti* Thos. and Wrought., Proc. Zool. Soc. Lond., 1907, p. 286; 1908, p. 166.

*Type locality.* Cogungo, Inhambane District, near Delagoa Bay, Portuguese East Africa. Type in British Museum.

*Genl. Char.* Muzzle long; tail long, bushy.

*GRANT'S GALAGO.* Native name in Portuguese East Africa, *Konsiti, Suwanjati*, (Inhambane).

*Color.* Entire upper parts, wood brown, darkest on middle of back; nose and stripe between eyes, broadening to a patch on forehead, whitish gray; sides of nose and lips, and orbital ring, black; top of head blackish, caused by the dark tips of hairs massed over the wood brown central portions; cheeks buffy; outer side of arms clay color; outer side of legs cream buff; throat and chest cream buff; rest of under parts whitish; hands grayish, feet cream buff; tail cinnamon, blackish at tip; ears black. Ex type British Museum.

*Measurements.* Total length, 395; tail, 237; foot, 63; ear, 43, (Collector). Skull: occipito-nasal length, 44; Hensel, 32; zygomatic width, 28; intertemporal width, 27; palatal length, 15; width of braincase, 22; median length of nasals, 10; length of upper molar series,

13; length of mandible, 26; length of lower molar series, 13. Ex type British Museum.

This is a pale species with a long bushy tail, and belongs to the small forms of the *GALAGO SENEGALENSIS* group, and does not approach very nearly in color to any of the other species. Mr. Grant, as quoted by Messrs. Thomas and Wroughton, states that at Cogungo, Inhambane, it was "common and inhabited the forests. It is strictly nocturnal, sleeping during the day in hollow trees, where it may generally be taken in small family parties. This species like many others is eaten by the natives."

### *GALAGO SENEGALENSIS* E. Geoffroy.

*Galago senegalensis* E. Geoff., Mag. Encyclop., 1796, p. 41, pl. I; Fisch., Anat. Maki, 1804, p. 42; *Id.* Syn. Mamm., 1829, p. 68; E. Geoffroy, Ann. Mus. Hist. Paris, XIX, 1812, p. 166; *Id.* Cours Hist. Nat. Mamm., 1828, p. 33, 11me Leçon; Gray, List Spec. Mamm. Brit. Mus., 1843, p. 17; I. Geoff., Cat. Primates, 1851, p. 81; Dahlb., Stud. Zool. Fam. Reg. Anim. Nat., 1856, fasc. I, pp. 228-230; Gray, Proc. Zool. Soc. Lond., 1863, p. 147; Mivart, Proc. Zool. Soc. Lond., 1864, p. 147; Gray, Cat. Monkeys, Lemurs and Fruit-eating Bats, Brit. Mus., 1870, p. 10; Schleg., Mus. Pays-Bas, Simiæ, 1876, p. 329, (Part.); Anders., Cat. Mamm., Ind. Mus. Calc., Pt. I, 1881, p. 98; Forbes, Handb. Primates, I, 1904, p. 41.

*Lemur galago* Shaw, Genl. Zool., I, 1800, p. 108.

*Galago geoffroyi* Fisch., Mém. Soc. Imp. Nat. Moscou, I, 1806, p. 25.

*Galagoides senegalensis*. A. Smith, S. Afr. Quart. Jour., II, 1833, p. 32.

*Galago acaciarum* Less., Spec. Mamm., 1840, p. 246.

*Galago moholi* A. Smith, Ill. Zool. S. Afr., 1839, pl. LXXXVIII bis; Gray, Proc. Zool. Soc. Lond., 1863, p. 146; Huxley, Proc. Zool. Soc. Lond., 1864, p. 324, fig. 5; Fitzing., Sitzungsber. Metth. Naturw. Akad. Wissensch. Wien, 1870, p. 739; Gray, Cat. Monkeys, Lemurs and Fruit-eating Bats, Brit. Mus., 1870, p. 83, fig. 9; *Id.* Proc. Zool. Soc. Lond., 1872, p. 859; Pousarg., Nouv. Archiv. Mus. Hist. Nat. Paris, VI, 1894, p. 146.

*Otolicnus galago* Wagn., Schreb., Säugth. Suppl., I, 1840, p. 292; V, 1855, p. 158; van der Hoev., Tijdsch. Natur. Geschied., 1844, p. 40.

- Galago acaciaram* var. B. SENEGALENSIS Less., Spec. Mamm., 1840, p. 248.
- Otolicnus senegalensis* Wagn., Schreb., Säugth. Suppl., I, 1840, p. 292, tab. XXXVIIIb; Fitzing., Sitzungs. Metth. Naturw. Akad. Wissench. Wien, 1870, p. 731; Gray, Proc. Zool. Soc. Lond., 1872, p. 859; Pousarg., Archiv. Mus. Hist. Nat., Paris, 1904, p. 144.
- Galago conspicillatus* I. Geoff., Cat. Primates, 1851, p. 81; Dahlb., Stud. Zool. Fam. Reg. Anim. Nat., 1856, fasc. I, pp. 228-230; Gray, Proc. Zool. Soc. Lond., 1863, p. 148; Fitzing., Sitzungs. Metth. Naturw. Akad. Wissench. Wien, 1873, p. 741.
- Otolicnus galago* B. *senegalensis* Wagn., Schreb., Säugth. Suppl., V, 1855, p. 158.
- Otolicnus galago* var. *australis* Wagn., Schreb., Säugth. Suppl., V, 1855, p. 158.
- Galago murinus* Murray, Edinb. Phil. Jour., X, 1859, p. 243, juv.
- Galago* (*Otolicnus*) *senegalensis* Schinz, Syn. Mamm., 1844, p. 111; Mivart, Proc. Zool. Soc. Lond., 1864, p. 647.
- Galago* (*Otolicnus*) *moholi* Schinz, Syn. Mamm., I, 1844, p. 111; Mivart, Proc. Zool. Soc. Lond., 1864, p. 647.
- Otolicnus cuvieri* Fitzing., Sitzungs. Metth. Naturw. Akad. Wissench. Wien, 1870, p. 745.

## SENEGAL GALAGO.

*Type locality.* Senegal, West Africa. Type in Paris Museum.

*Geogr. Distr.* Senegal, Angola, (Cameron).

*Genl. Char.* Ears large, bare; legs longer than arms; posterior upper premolar smaller than the middle and posterior molars; posterior premolar and first and second molars have a small cusp between the two front cusps; upper incisors four.

*Color.* Head, Prout's brown, the hairs tipped with gray; upper parts dark gray washed with russet; outer side of legs cream buff; under parts yellowish white; hands brown, feet blackish; tail, basal portion similar to back, remainder burnt umber; a white streak between eyes and nose; ears pale brown.

The type in the Paris Museum has top of head Prout's brown, shading into yellowish gray on the back of neck; rest of upper parts pinkish buff, becoming more cream buff on outer side of limbs; under parts, and inner side of limbs pale yellow; tail pale sooty brown; hands and feet brownish yellow; ears yellow. The type has faded, and exhibits at present a cream buff animal with a pinkish tinge on the

upper parts, and with a brown head and pale sooty brown tail. The ears are very large, and yellow in their dried state. The orbits are the same in color as the rest of the face, but other examples have black orbital rings. This style was named *conspicillatus* by Geoffroy. *G. moholi* Smith, is the same as the present species and the name must become a synonym. The type is in the British Museum Collection and is in a faded condition. My description taken from it reads as follows. Head and upper parts of body, écru drab; outer side of limbs cream buff; under parts yellowish white; hands and feet yellowish gray; tail above fawn color on basal half, Prout's brown on the remaining portion, growing darker at tip.

*Measurements.* Total length, 400; tail, 230. Skull, not the type: occipital region gone; intertemporal width, 18; palatal length, 12; width of braincase, 23; median length of nasals, 11; length of upper molar series, 12; length of mandible, 22; length of lower molar series, 12.

The skull of the type is in the skin.

#### GALAGO SENNAARIENSIS LESSON.

*Galago acaciarum* var. *G. sennaariensis* Less., Spec. Mamm., 1840, p. 248.

*Otolicnus teng* Sundev., Konegl. Sven. Vatenk. Akad. Handl., 1842, p. 201.

*Otolicnus galago a. sennaariensis* Wagn., Schreb., Säugth. Suppl., 1855, p. 158.

*Galago sennaariensis* Gray, Proc. Zool. Soc. Lond., 1863, p. 147; Mivart, Proc. Zool. Soc. Lond., 1864, pp. 137-630; Huxley, Proc. Zool. Soc. Lond., 1864, p. 324.

*Galago (Otolicnus) sennaariensis* Mivart, Proc. Zool. Soc. Lond., 1864, p. 647.

*Otolicnus sennaariensis* Gray, Proc. Zool. Soc. Lond., 1872, p. 859.

*Galago moholi* (nec Smith), Kirk, Proc. Zool. Soc. Lond., 1864, p. 650; Thomas, Proc. Zool. Soc. Lond., 1894, p. 137; 1896, p. 790. (Nyassaland).

*Type locality.* Sennaar, Africa.

*Geogr. Distr.* Sennaar along the White Nile south of Khartoum, to Mashonaland, and into Ankole west of the Victoria Nyanza, up to 5,000 feet. Nyassaland at Kebrabassa, Batoka (Kirk), and the Chiradzula Mts. (Thomas).

*Genl. Char.* General hue dark bluish gray; tail very long, half as

long again as the body; feet large; ears large. Posterior upper molar tricuspidate; third upper premolar very large.

*Color.* Head, neck, rest of upper parts and outer side of limbs dark bluish gray, washed sometimes on head and back with brown; (one specimen from Goz Abu Guma on the White Nile, is pale gray washed with écreu drab on the back); orbital ring black; stripe between eyes and on nose white; inner edge of thighs cream buff; entire under parts whitish; hands gray; feet whitish gray; tail at base écreu drab, remainder blackish, hairs tipped with white; ears black.

*Measurements.* Total length, 483; tail, 303; foot, 75; ear, 43. Skull: occipito-nasal length, 45; Hensel, 13; zygomatic width, 32; intertemporal width, 18; palatal length, 19; width of braincase, 25; median length of nasals, 13; length of upper molar series, 13; length of mandible, 28; length of lower molar series, 13.

This appears to be a well marked, long tailed, blue gray species found in the valley of the White Nile, southward to the west of the Victoria Nyanza, and to Mashonaland up to an elevation of 5,000 feet. Eight specimens are in the British Museum Collection; from Goz Abu Guma on the White Nile north of Khartoum, Mashonaland at Mazæ 5,000 feet elevation, and South Western Ankole, west of the Victoria Nyanza at an altitude of 5,000 feet. It seems impossible to discover any differences to separate these specimens. The skins with one exception closely resemble each other; the exception being the one from Goz Abu Guma, which is an écreu drab above, but others from the same locality are the usual blue gray, and for lack of any evidence to the contrary, we must attribute this difference to an individual peculiarity, or to season, as it was taken in April, the blue ones in November. More material and more knowledge of the seasonal changes, are necessary before the value of many specific differences, so considered, can be fully ascertained. The skulls vary considerably in size, but this difference is probably caused by age or sex. In the Paris Museum is a specimen, No. 187, which is recorded in the old Catalogue as GALAGO SENNAARIENSIS TYPE. This is probably the specimen called by Lesson (l. c.) *Galago acaciarum* var. *C. sennaariensis*. It is the usual blue gray animal, the specimen faded somewhat in the lapse of years, the blue hue only remaining on top of head and upper back between the shoulders, rest of upper parts and limbs assuming a brownish tint. The tail is darker than the body and is now a reddish brown hue. The ears are large and blackish, the under parts and inner side of limbs whitish, and the skull is in the skin.

*Measurements.* Total length, 365; tail, 195; foot, 65.

In the British Museum are two specimens of this species each marked co-type and which were the originals of Gray's description. He did not select any particular specimen as *The* type.

#### GALAGO MOSSAMBICUS Peters.

*Galago senegalensis* Peters, Reis. Mossamb. Säugeth., 1852, p. 11.  
(nec Geoff.).

*Galago mossambicus* Peters, Sitzungsber. Ges. Naturf. Freunde, Berlin, 1876, p. 143; Thos. and Wrought., Proc. Zool. Soc. Lond., 1908, p. 537.

#### MOZAMBIQUE GALAGO.

*Type locality.* North of Tete, Mozambique. Type in Berlin Museum.

*Geogr. Distr.* Type locality only.

*Genl. Char.* Size small; tail very long; ears large; rostrum very short.

*Color.* General color of head, upper parts of body and outer side of limbs sooty gray, tinged with buff on hinder part of thighs and legs below the knee; under parts and inner side of limbs sooty buff; hands and feet sooty; tail sooty brown tinged with reddish. Ex type Berlin Museum.

*Measurements.* Total length, 400; tail, 210. Skull, much broken: zygomatic width, 26; median length of nasals, 10; length of upper molar series, 9. Ex type Berlin Museum.

This is a small animal distinguished by its sooty head. That is, as the type is today, as shown to me in the Berlin Museum; but Peters in his *Reise* states, that the under parts are grayish white, (*grau weiss*), or yellowish white, (*gelblich weiss*). Four specimens in the British Museum from a few miles south of Tete have the under side so colored. It is probable therefore that the type has become discolored by dust, and does not correctly represent the species.

#### GALAGO PUPULUS Elliot.


*Galago pupulus* Elliot, Ann. Mag. Nat. Hist., IV, 8th Ser., 1909, p. 77.

*Type locality.* Yola, Nigeria. Type in British Museum.

*Genl. Char.* Size small, color pale; ears very large; tail very long.

*Color.* Top of head, neck, and back to root of tail brownish gray, the brown tinge less noticeable between the shoulders which part is a







GALAGO ELEGANTULUS.

No. 99.4.6.4. Brit. Mus. Coll.  $\frac{1}{2}$  larger than Nat. Size.

more decided gray; nose, and between eyes whitish; sides of head, chin, throat, under side of body, and inner side of thighs grayish white; forearms and legs cream buff; inner side of arms buffy white; hands and feet cream buff; tail drab gray; ear reddish brown. Ex type British Museum.

*Measurements.* Total length, 360; tail, 220; foot, 37. Skull: total length, 40.2; intertemporal width, 28.6; breadth of braincase, 22.4; Hensel, 26.2; zygomatic width, 25; median length of nasals, 12.8; palatal length, 12.5; length of upper molar series, 13; length of mandible, 22; length of lower molar series, 11.5. Ex type British Museum.

This species belongs to the group having the hind legs more or less cream buff in color. The ears are enormous occupying the entire sides of the head, and the pale yellowish hue of the outer side of the limbs is very conspicuous. In general appearance it is very like *G. MOSSAMBICUS*, but the characters of the skull are very different. The species just named is remarkable for its very short rostrum while the present animal has a long rostrum, with slender nasals, of about equal width for their entire length, while those of its relative broaden considerably at the tip; the bullæ are much longer and narrower and the molar series much larger.

### Subgenus 3. *Otogale*.

First upper premolar shaped like canine; muzzle short; angle of mandible produced downwards; tarsus shorter in proportion to tibia than in members of subgenus *Otolicnus*.

#### GALAGO ELEGANTULUS Le Conte.

*Galago elegantulus* Le Conte, Proc. Acad. Nat. Scien. Phil., 1857, p. 10; Slack, Proc. Acad. Nat. Scien. Phil., 1861, p. 153; Pousarg., Ann. Scien. Nat., Paris, III, 7me Sér., 1896, p. 241; Thos., Proc. Zool. Soc. Lond., 1901, p. 185.

*Galago (Otogale) elegantulus* Mivart, Proc. Zool. Soc. Lond., 1864, p. 647.

*Galago alleni* Forbes, Handb. Primates, I, 1894, p. 43, (Part.).

*Galago (Otolicnus) elegantulus* Mivart, Proc. Zool. Soc. Lond., 1901, p. 138; Pousarg., Nouv. Archiv. Mus. Hist. Nat. Paris, VI, 1894, p. 141.

*Type locality.* West Africa. Type in the Academy of Natural Sciences of Philadelphia.

*Geogr. Distr.* Cameroon, West Africa.

*Genl. Char.* Ears short; tail very long with white spot at tip; first upper premolar canine like; no lachrymo-malar suture, the malar placed further backward than in other species.

*Color.* Upper parts pale cinnamon rufous, paler on the rump; dark cinnamon rufous dorsal band from head to lower back, indistinct upon the neck; forehead gray washed with cinnamon; orbital rings black; line from forehead over nose gray; outer side of arms dull russet; outer side of legs wood brown; entire under parts of body, and inner side of limbs slate color washed with yellowish white, the hairs being tipped with that hue; hands and feet broccoli brown; ears dark mars brown; tail at base above like the back, remainder drab, sometimes grayish with a white tip, beneath slate color washed with white. Ex type Philadelphia Academy of Natural Sciences.

*Measurements.* Total length, about 580; tail, 260. Skull: (not the type), occipito-nasal length, 44; Hensel, 34; zygomatic width, 35; intertemporal width, 20; palatal length, 15; median length of nasals, 11; length of upper molar series, 13; length of mandible, 30; length of lower molar series, 14.

This form is distinguishable from others of the genus by the bright rufous upper parts, and by the yellowish brown tail, sometimes grayish and tipped with white. The color of the upper parts is quite different from that exhibited by the other members of the genus. The type is still of a very bright cinnamon rufous on back. No skull for the type specimen.

GALAGO ELEGANTULUS TONSOR Dollman.

*Galago elegantulus tonsor* Dollman, Ann. Mag. Nat. Hist., V, 8th Ser., 1910, p. 94.

*Type locality.* 15 miles from mouth of Benito River, Spanish Guinea, West Africa.

*Genl. Char.* Similar to *G. ELEGANTULUS* but paler; skull smaller.

*Geogr. Distr.* Benito River, Spanish Guinea, and Efulan, Cameroon, West Africa.

*Color.* General color pale orange, dorsal line brighter; face and sides of head gray; top of head gray washed with pale buff; under parts, and inner side of limbs grayish white; outer side of arms gray and buff; of legs yellowish gray; hands and feet gray; tail on basal





*GALAGO ELEGANTULUS PALLIDUS*

half above grayish buff, remainder gray with white tip, beneath gray washed with buff at base.

*Measurements.* Total length, 495; tail, 280; foot, 61; ear, 30. Skull: total length, 45.4; zygomatic width, 36; basal length, 35; length of nasals, 11.6; palatal length, 17.3; length of molar series, 13.

I have not seen this race.

GALAGO ELEGANTULUS PALLIDUS Gray.

*Otogale pallida* Gray, Proc. Zool. Soc. Lond., 1863, p. 140, t. XIX; Huxley, Proc. Zool. Soc. Lond., 1864, p. 324; Mivart, Proc. Zool. Soc. Lond., 1864, p. 646; Matschie, Säugeth., Deutsch. Ost Afr., 1895, p. 14.

*Otolicnus pallidus* Pousarg., Nouv. Archiv. Mus. Hist. Nat., Paris, VI, 1894, p. 141.

*Galago (Otogale) pallidus* Mivart, Proc. Zool. Soc. Lond., 1864, p. 646.

*Euoticus pallidus* Gray, Proc. Zool. Soc. Lond., 1872, p. 860.

*Galago pallida* Bates, Proc. Zool. Soc. Lond., 1905, p. 71.

PALE GALAGO. *Nsæ*, native name in Southern Cameroon.

*Type locality.* Fernando Po. Type in British Museum.

*Geogr. Distr.* Southern Cameroon, (Bates), and Island of Fernando Po, (Capt. Burton), West Africa.

*Genl. Char.* Head short, broad; face short, conical; eyes large; last upper molar quadricuspidate; last lower molar quinquicuspidate.

*Color.* Head, and between shoulders, and outer side of arms dark hair brown, rest of back broccoli brown; gray spot between eyes; nose blackish; white spots at axillæ, and another on each side opposite the groin; dorsal line from middle of back to tail, mummy brown; outer side of legs like lower back; tail like back for basal third, remainder smoky gray. Ex type British Museum.

Another specimen is paler, being dark hair brown washed with wood brown on head, upper part of back and arms; remaining upper parts, and legs wood brown; under parts yellowish; basal part of tail wood brown, remainder hair brown washed with gray. British Museum specimen.

*Measurements.* Size similar to *G. ELEGANTULUS*. Skull: zygomatic width, 48; intertemporal width, 29; palatal length, 18; breadth of braincase, 25; median length of nasals, 13; length of upper molar series, 14; mandible missing, and occipital region of skull gone.

This race is much darker than *G. ELEGANTULUS* and has none of the cinnamon color of that species; the mummy brown on the dorsal line, which is quite indistinct, being the only change from the general uniform hair brown color of the upper parts of the body. There are only two examples in the British Museum Collection, the second one being lighter on back and rump, this apparently on account of the old hair not having been yet shed, as the head and upper part of the back are dark like the type.

Bates records (l. c.) that the *Nsæ* uses neither hollow trees nor old squirrel's nests for a hiding place in the daytime. They are found sleeping in bunches of as many as a half dozen, clinging with their arms around each other's bodies and around the branch of a tree. A shrill squeaking or chirping often heard at night among the tree tops of the forest, is referred by the natives to the *Nsæ*. They say that this noise is heard oftener near morning and that then the father is calling together the rest of the company, to gather them into a huddle for the daytime.

*GALAGO ELEGANTULUS APICALIS* (Du Chaillu).

*Otolicnus apicalis* Du Chaillu, Proc. Bost. Soc. Nat. Hist., 1860, p. 361; *Id.* Equat. Africa, Append. 1861, p. 471; Matschie, Mitt. Geog. Ges. Nat. Mus. Lübeck, 1894, p. 131.

*DU CHAILLU'S GALAGO. Aboli*, native name.

*Type locality.* Equatorial Africa. "Mountains of the interior near the equator." No particular locality given. Type in British Museum.

*Genl. Char.* Skull of type has only the frontal bone, orbits and rostrum remaining; but these portions show considerable differences from the skull of *G. ELEGANTULUS* with which species this one has been united by some writers. These differences may be expressed as follows. The width between the orbits is much greater; the nasals are narrower, and the rostrum anteriorly much more slender and narrower; the frontal from the parietal suture to nasals is shorter; the posterior end of nasals is rounded instead of pointed; first upper molar is smaller and the third larger; the bony palate from the center of the arch is longer, and the width throughout its length much less, causing the teeth to lie more on a straight line and not to flare outward, as is the case with the tooth rows of *G. ELEGANTULUS*; the bony ring of the orbits is much wider.

*Color.* Head, neck, and upper parts bright russet; dorsal streak burnt umber; outer side of arms mummy brown; outer side of legs



Prout's brown; under parts of body, and inner side of limbs yellowish white, the tips of the hairs being that color; hands like arms; feet like legs; tail at base mars brown, remainder bistre with whitish tips. Ex type British Museum.

*Measurements.* About the size of *G. ELEGANTULUS*. Skull: length of frontal, 19; width between orbits, 5; length of nasals, 12; width of rostrum above canines, 10; palatal length, 18; width of palate between last molars, 14; length of tooth row, 13. Ex type British Museum.

The type, from which the above description and measurements were taken, is a very much darker and altogether a differently colored animal than *G. ELEGANTULUS*, and can be recognized at a glance. The differences in color and in the dimensions of the skull above given would seem to almost entitle this form to a separate specific rank.

Du Chaillu states (l. c.) this species is called *Aboli* by the natives. It lives in the forest retiring by day to holes in the trees, coming out at night in search of food, which consists of fruit and insects. The male and female generally dwell together. "I kept one for some time and it throve well, being very fond of cockroaches, bananas and corn." It is found in the mountains of the interior near the equator.

## GENUS 4. HEMIGALAGO. BUSH BABYS.

I.  $\frac{2-2}{2-2}$ ; C.  $\frac{1-1}{1-1}$ ; P.  $\frac{3-3}{3-3}$ ; M.  $\frac{3-3}{3-3} = 36$ .

First upper premolar unlike canine; premaxillæ extending in front of incisors; muzzle short; angle of mandible produced downwards and backwards; tarsi very long; species small in size. Second upper premolar with cusp on the heel.

## KEY TO THE SPECIES AND SUBSPECIES.

- A. Second upper premolar with cusp on heel.
- a. Upper parts Prout's brown ..... *H. demidoffi*.
  - b. Upper parts mars brown ..... *H. d. poensis*.
  - c. Upper parts rufous washed with yellow ..... *H. anomurus*.
  - d. Upper parts drab washed with mars brown ..... *H. thomasi*.

## \*HEMIGALAGO DEMIDOFFI (Fischer).

*Galago demidoffi* Fisch., Mém. Soc. Imp. Nat. Moscou, I, 1806, p. 1, pl. XXIV, fig. 1, Juv.; *Id.* Syn. Mamm., 1829, p. 68; I. Geoff., Cat. Primates, 1851, p. 81; Gray, Proc. Zool. Soc. Lond., 1863, p. 148; Peters, Proc. Zool. Soc. Lond., 1863, p. 380, pl. XXV; Gray, Proc. Zool. Soc. Lond., 1865, p. 248, fig.; Thos., Proc. Zool. Soc. Lond., 1888, p. 5, (Mombuttu); Forbes, Handb. Primates, I, 1894, p. 44; Pousarg., Ann. Scien. Nat., Paris, III, 7me Sér., 1896, p. 242.

*Mioxicebus rufus* Less., Spec. Mamm., 1840, p. 219.

*Microcebus rufus* Schinz, Syn. Mamm., I, 1844, p. 107.

*Otolicnus peli* Temm., Esquis. Zool., 1853, p. 42; Fitzing., Sitzungsber. Metth. Naturw. Akad. Wissensch. Wien, 1870, p. 746.

*Otolicnus demidoffi* Wagn., Schreb., Säugth. Suppl., I, 1840, p. 292, (footnote); V, 1855, p. 165; Fitzing., Sitzungsber. Metth. Naturw. Akad. Wissensch. Wien, 1870, p. 748.

*Hemigalago demidoffi* Dahlb., Stud. Zool. Fam. Reg. Anim.

\*For Geographical Distribution see Galago, p. 52.



HEMIGALAGO DEMIDOFFI





HEMIGALAGO DEMIDOFFI.

No. 98.5.4.3. Brit. Mus. Coll. Twice Nat. Size.



Natur., 1856, fasc. I, p. 230, tab. X, figs. 35, 35a; Gray, Proc. Zool. Soc. Lond., 1872, p. 858; F. Major, Proc. Zool. Soc. Lond., 1901, p. 139, figs. 38, 39.

*Galago (Hemigalago) demidoffi* Mivart, Proc. Zool. Soc. Lond., 1864, p. 648.

*Galago pusillus* Peters, Monatsb., Königl. Preuss. Akad. Wiss. Berlin, 1876, p. 473.

DEMIDOFF'S GALAGO. *Ojam*, native name.

*Type locality.* Senegal.

*Geogr. Distr.* Gold Coast to Great Basin of the Congo, West and Central Africa; Mombuttu, Equatorial Africa, (Thomas); Dongila, Gaboon, (Peters).

*Genl. Char.* Second upper premolar with two small cusps on heel; upper molars with small cusp on oblique ridge; tail longer than head and body.

*Color.* Head and upper parts Prout's brown, darkest on center of back and rump, but sometimes these parts are cinnamon rufous; buff streak between eyes and nose; upper lip black; outer side of arms and legs like back with the outer edge of legs ochraceous buff; entire under parts buff, darkest on the breast; tail Prout's brown, hairs tipped with golden yellow.

*Measurements.* Total length, 323; tail, 180; (skin). Skull: occipito-nasal length, 31; Hensel, 25; zygomatic width, 23; intertemporal width, 15; palatal length, 12; width of braincase, 19; length of upper molar series, 11; length of mandible, 20; length of lower molar series, 11.

Peters gave a figure of the head, in his text, and a plate by Wolf of a Galago in his paper published in 1863 (l. c.) under the name of GALAGO DEMIDOFFI, but in 1876, (l. c.) decided his example was not that species, and named it *Otolicnus pusillus*. The plate exhibits an animal very like H. DEMIDOFFI, with some slight differences, but these may possibly arise from faulty coloring. The only differences stated by Peters in the later paper to separate his example from H. DEMIDOFFI are its shorter ears and smaller size. No dimensions are in this paper, but they are given in the earlier one. Measurements in the Proceedings of the Zoological Society, (l. c.) are as follows: "total length, 2" 2'", tail 3" 1'", head 1" 1'", arms 1" 5'", legs 2" 6'", thigh 8, tibia 10, foot and tarsus 1'."

There is an error here as the head and tail are made to measure separately, nearly twice the total length.

I examined the type in the Berlin Museum. It is a baby and presents no characters to separate it from *H. DEMIDOFFI*.

Bates (l. c.) states that the "little *ôjam* is similarly found asleep, three or four huddled together in old nests of the squirrel *ôsen*. Some people have told me that the little Lemurs make their own nests, but it seems more likely that these are only old squirrel's nests. An *ôjam* that I kept alive once for several days made a chirping noise at night, as shrill as that of a cricket. In grasping anything with its hind hand, the clawed finger was always folded in the palm, under and not over the thing it grasped."

*HEMIGALAGO DEMIDOFFI POENSIS* (Thomas).

*Galago demidoffi poensis* Thos., Proc. Zool. Soc. Lond., 1904, p. 186.

*FERNANDO PO GALAGO*.

*Type locality.* Banterberi, Fernando Po, West Africa. Type in British Museum.

*Genl. Char.* Similar to *H. DEMIDOFFI*, but band on side of body paler; tips of hairs black.

*Color.* Upper parts and outer side of limbs mars brown darkest on dorsal region; yellowish white stripe between eyes and on nose; hands mars brown; feet brownish gray; under parts and inner side of limbs yellowish white; buff on abdomen; tail at base mars brown, remainder blackish brown, hairs tipped with golden. Ex type British Museum.

*Measurements.* Total length, 325; tail, 195; foot, 46; ear, 28, (Collector). Skull: occipito-nasal length, 38; Hensel, 22; zygomatic width, 24; intertemporal width, 15; palatal length, 12; breadth of braincase, 19; median length of nasals, 11; length of upper molar series, 10; length of mandible, 21; length of lower molar series, 11. Ex type British Museum.

*HEMIGALAGO ANOMURUS* (Pousargues).

*Galago (Hemigalago) anomurus* Pousarg., Nouv. Archiv. Mus. Hist. Nat., Paris, 1894, pp. 158, 164, pl. XI; *Id.* Ann. Scien. Nat. Paris, III, 7me Sér., 1896, p. 244.



*Type locality.* Upper part of the River Kemo, a tributary of the Oubongui, French Congo. Type in Paris Museum.

*Geogr. Distr.* Kemo River, French Congo, West Africa.

*Genl. Char.* Muzzle equal in length to diameter of orbit; tail shorter than head and body.

*Color.* Above yellowish rufous, darkest on nape, back and flanks; all the rest of pelage beneath white, the hairs white at tips, blue at the roots; inner side of legs buffy white; a white stripe on nose; orbital ring and sides of nose brownish black; tail bushy, bright russet; hands and feet pale brown. Ex type Paris Museum.

*Measurements.* Total length, 340; tail, 140; foot, 54; ear, 24. Skull: occipito-nasal length, 36; Hensel, 25; zygomatic width, 22; intertemporal width, 16; palatal length, 10; length of mandible, 20; length of upper molar series, 13; length of lower molar series, 10. Ex type Paris Museum.

This is a very small species with a rather bushy tail of a general rufous color tinged with yellow; the tail however being darker than the body and without any yellow tinge. This type is in a good state of preservation, and as yet has probably only slightly faded. There is no real gray hue on the upper parts, the plumbeous of the base of the hairs, when showing through on throat and under parts, alone giving an indication of a gray hue.

### HEMIGALAGO THOMASI (Elliot).

*Galago thomasi* Elliot, Ann. Mag. Nat. Hist., XX, 7th Ser., 1907, p. 189.

#### THOMAS'S GALAGO.

*Type locality.* Fort Beni, Semliki River, Central Africa. Type in British Museum.

*Geogr. Distr.* Uganda to boundary line of the Congo Free State.

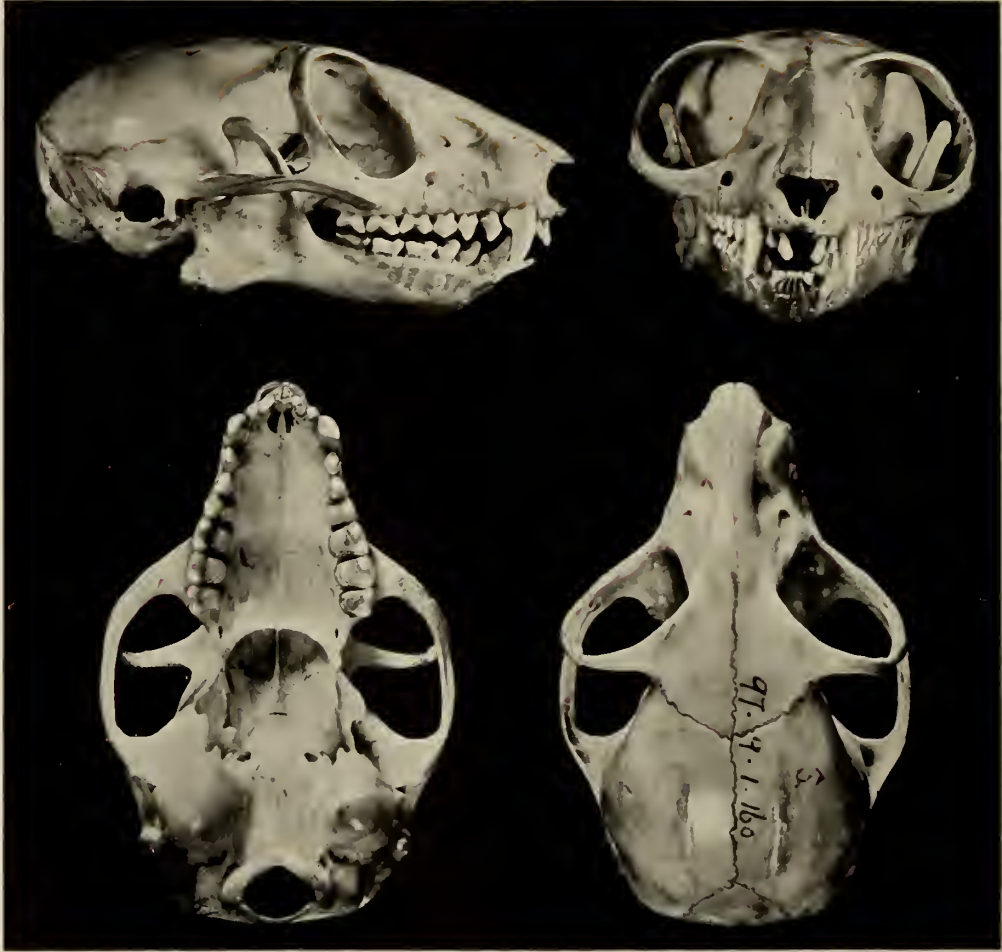
*Genl. Char.* Larger than *H. DEMIDOFFI*, color quite different. Skull much larger, differently shaped braincase, much broader in occipital region, and higher over roots of the zygomata; teeth much larger.

*Color.* Head and upper parts drab, washed with mars brown on head and dorsal region; stripe between eyes and nose yellowish white; outer side of limbs drab; under parts and inner side of limbs buff; tail mars brown. Ex type British Museum.

*Measurements.* Total length, 349; tail, 200; foot, 58; ear, 28. Skull: occipito-nasal length, 40; Hensel, 28; zygomatic width, 25; intertemporal width, 16; palatal length, 14; breadth of braincase, 21; median length of nasals, 12; length of upper molar series, 11; length of mandible, 22; length of lower molar series, 11. Ex type British Museum.

This, the fourth member of the genus HEMIGALAGO, differs from all in color and size, being the largest of all. The skull shows many and great differences from that of H. DEMIDOFFI or H. ANOMURUS, and cannot well be confounded or mistaken for them. The type was taken on the boundary line of Uganda and the Congo Free State, and a second and somewhat darker specimen at Dumo, Uganda. Whether it goes farther into the Congo region or is confined to Uganda is unknown.





CHIROGALE SIBREEI.

No. 97.9.1.160. Type Brit. Mus. Coll.  $\frac{1}{2}$  larger than Nat. Size.

## Subfamily 3. Lemurinae.

## GENUS CHIROGALE. MOUSE LEMURS.

$$I. \frac{2-2}{3-3}; \quad C. \frac{1-1}{0-0}; \quad P. \frac{3-3}{3-3}; \quad M. \frac{3-3}{3-3} = 36.$$

**CHIROGALEUS** (!) E. Geoff., Ann. Mus. Hist. Nat. Paris, XIX, 1812, p. 172, pl. X. Type *Cheirogaleus* (!) *major* E. Geoffroy.

*Myspithecus* F. Cuv., Hist. Nat. Mamm., ed. 4°, 1833.

*Cebugale* Less., Spec. Mamm., 1840, p. 207.

*Myscebus* Less., Spec. Mamm., 1840, p. 207.

*Myocebus* Wagn., Wiegmann, Archiv., 1841, II, p. 19.

*Myslemur* Blainv., Dict. Univ. Hist. Nat. Paris, VIII, 1846, p. 559.

*Opolemur* Gray, Proc. Zool. Soc. Lond., 1872, pp. 853-855, fig. 1, pl. LXX.

*Chirogale* F. Major, Novit. Zool., I, 1894, p. 1.

Head round; face furred; eyes large; approximate; ears membranaceous, projecting beyond the fur; hind limbs longer than the fore limbs; foot elongate; nails flat, except that of second finger which is pointed; tail longer than body. Skull: mastoid region not inflated; inner upper incisor larger than outer; last molar smaller than the first, with one internal and one external cusp; inner hind cusp of molars small, or absent; palate extending beyond last molar.

The Mouse Lemurs are small animals with tails as long or longer than the body. The head is round, with large eyes situated close together, and the ears which are thin, stand out beyond the fur. The legs are longer than the arms, and the foot is very long, the astralagus, or heel bone, being remarkably elongate. The nails are flat except that of the second finger which is pointed. In their habits these animals are nocturnal, and during the dry season some species become torpid, sleeping all the time. They are only found on the island of Madagascar. During the summer a large amount of fat is deposited on portions of the body at the root of the tail, enlarging this part greatly, and the creature is sustained during the period of hibernation by absorbing this unique store of food; resembling in this respect the Bears when they hibernate.

## LITERATURE OF THE SPECIES.

1812. *E. Geoffroy Saint-Hilaire, in Annales du Muséum d'Histoire Naturelle, Paris.*  
 In this paper the Author reproduces drawings of three Lemurs by Commerçon, reduced two thirds, upon which he establishes the genus CHEIROGALEUS (!) and gives to the three figures the names according to their respective size of C. MAJOR, C. MEDIUS, and C. minor. It is not known what became of Commerçon's types; they probably were not preserved. They are not now in the Paris Museum, but there is a specimen there marked C. MAJOR Geoff., TYPE, so he must have selected it to represent the species he called by that name. C. MEDIUS is now in the genus ALTILILEMUR, and C. minor is a MICROCEBUS, and is the same as M. MURINUS (Miller).
1828. *E. Geoffroy Saint-Hilaire, Cours de l'Histoire Naturelle des Mammifères.*  
 The Author here describes as *Cheirogaleus* (!) *milii*, the animal figured by Commerçon to which he had previously given the name of C. MAJOR.
1833. *Sir A. Smith, in South African Quarterly Journal.*  
 C. MAJOR is here redescribed as *C. typicus*.
1840. *R. P. Lesson, Species des Mammifères Bimanes et Quadrumanes.*  
 CHEIROGALE MAJOR is here called *Cebugale commersonii*.
1843. *J. E. Gray, in List of Specimens of Mammalia in the British Museum.*  
 Two species are here included in the genus CHEIROGALEUS (!) *C. smithii* = MICROCEBUS MURINUS, and *C. typicus* = C. MAJOR,
1854. *P. Gervais, Histoire Naturelle des Mammifères.*  
 Three species are here given of CHEIROGALE, only one of which belongs to the genus, viz., *C. milii* = C. MAJOR, while *C. furcifer* and *C. murinus* both belong to the genus MICROCEBUS.
1855. *Wagner, Schreber, Die Säugthiere in Abbildungen der Natur mit Beschreibungen.*  
 Various species are here included in CHEIROGALE, not all of which belong to the genus; *C. milii* = C. MAJOR Geoff., *C. typicus* = C. MAJOR; the others should be included in the genera MYOXICEBUS and MICROCEBUS, viz., *C. cinereus* = MYOXICEBUS GRISEUS; *C. olivaceus* = MYOXICEBUS OLIVACEUS; *C. furcifer* = MICROCEBUS FURCIFER; and *C. smithii* = MICROCEBUS MURINUS.

1856. *Giebel, Die Säugethiere.*

Like the Author just preceding, this Writer unites in this work with CHIROGALE, species of other genera: *C. milii* and *C. typicus* = *C. MAJOR*; *C. furcifer* is MICROCEBUS FURCIFER; *C. griseus* is a MICROCEBUS; *C. smithii* = MICROCEBUS MURINUS; and *C. olivaceus* = MYOXICEBUS OLIVACEUS.

1863. *J. E. Gray, in Proceedings of the Zoological Society of London.*

In this review of the LEMURIDÆ the Author includes in the genus 'CHEIROGALEUS (!)' three species, *C. milii*, and *C. typicus* both of which = CHIROGALE MAJOR Geoffroy, and *C. smithii* = MICROCEBUS MURINUS (Miller).

1864. *St. G. Mivart, in Proceedings of the Zoological Society of London.*

In this elaborate paper on the crania and dentition of the LEMURIDÆ only two species of the genus CHEIROGALE are given: *C. milii* = *C. MAJOR*, and *C. typicus* = *C. MAJOR*. In the arrangement of the species, however, *C. typicus* = *C. MAJOR* is erroneously placed in the genus MICROCEBUS.

1867. *St. G. Mivart, in Proceedings of the Zoological Society of London.*

In this paper the Author endeavors to decide upon the character separating the genera CHIROGALE and MICROCEBUS, and concludes that it will be possible (and perhaps even useful) still to retain, provisionally at least the distinction between them, though reposing mainly if not exclusively on a few cranial and dental characters. Yet in dividing the species he places FURCIFER and COQUERELI both of which belong to MICROCEBUS, with *C. milii* = *C. MAJOR*, as two of the three species he allots to CHIROGALE.

1868. *Grandidier, in Comptes Rendus.*

*C. MAJOR* is redescribed as *C. adipicaudatus*.

1870. *Grandidier, in Revue et Magasin de Zoologie.*

CHIROGALE CROSSLEYI first described.

*J. E. Gray, Catalogue of Monkeys, Lemurs and Fruit-eating Bats, in British Museum.*

This is mainly a repetition of the review of the LEMURIDÆ given in the proceedings of the Zoological Society of London in 1863. Three species are included in CHEIROGALEUS (!), *C. milii* = *C. MAJOR*; *C. typicus* = *C. MAJOR*; and *C. smithii*

= MICROCEBUS MURINUS. In the appendix to the Catalogue a new genus *Azema* is created for the species last named, but which is quite uncalled for.

1871. *A. Milne-Edwards, in Revue Scientifique.*

In his "L'Ordre des Lemuriens," this Author places the genera CHIROGALE, MICROCEBUS, and GALAGO in the family *Galaginæ*, as a section of *Microtarses*, and decides that MICROCEBUS and CHIROGALE, cannot be separated generically.

1872. *J. E. Gray, in Proceedings of the Zoological Society of London.*

A new generic name, *Opolemur* is here proposed for *Chirogale milii* = C. MAJOR, which was already the type of CHEIROGALEUS (!) Geoff.

1873. *St. G. Mivart, in Proceedings of the Zoological Society of London.*

In this paper the zoological rank of CHIROGALE and its species is discussed. Following the opinion of Prof. A. Milne-Edwards which is apparently here adopted, he considers CHIROGALE and MICROCEBUS the same generically, and that *C. smithii, minor, MYOXINUS, gliroides, rufus,* and *pusillus* are the same; that *C. milii* and *typicus* are synonymous, and *adipicaudatus*, and MAJOR Geoff., are the same as *C. milii*, and also *L. samati* Grandidier, is the same as *C. (ALTILILEMUR) MEDIUS* Geoff. Gray's genera of *Murilemur, Phanar, Mirza,* and *Prolemur* have no claim to distinctness.

1875. *Gunther, in Proceedings of the Zoological Society of London.*

CHIROGALE TRICHOTIS first described as 'CHEIROGALEUS (!)' TRICHOTIS.

1876. *Schlegel, in Muséum des Pays-Bas, Simia.*

In the genus 'CHEIROGALEUS (!)' only one species is given, which, as now understood, should be included in it; viz., *C. milii* = C. MAJOR Geoff. The others are *C. samati* = MYOXICEBUS MEDIUS (Geoff.); *C. pusillus* = MICROCEBUS MURINUS; and *C. MYOXINUS*, also a MICROCEBUS. *C. TRICHOTIS* is also mentioned but no specimen had been seen by the Author.

1894. *Forsyth-Major, in Novitates Zoologiæ.*

This paper is a review of the genera CHIROGALE and MICROCEBUS, with critical remarks on the species. Three are recognized as belonging to CHIROGALE, viz., *C. milii* = C. MAJOR, *C. MELANOTIS*, and *C. TRICHOTIS*. Six are given to MICROCEBUS,



and these will be considered under that genus, and one *L. samati* Grandidier, = *ALTILILEMUR MEDIUS* (E. Geoff.), is placed in Gray's genus *Opolemur*.

1894. *Forsyth-Major, in Novitates Zoologiæ.*

*CHIROGALE MELANOTIS* first described.

1896. *Forsyth-Major, in Annals and Magazine of Natural History.*

*CHIROGALE SIBREEI* first described.

GEOGRAPHICAL DISTRIBUTION OF THE SPECIES.

Five species are here recognized as belonging to the genus *CHIROGALE*, all natives of the Island of Madagascar. It cannot be said that the limits of their dispersion are as yet definitely ascertained, especially of those comparatively lately described, as of these we know little beyond the locality in which they were discovered. The one most familiar to Mammalogists, the *C. MAJOR* Geoffroy of this work, *C. milii* Auct., seems to have a rather extensive range on the Island, and is found from Pasandava on the north west coast to Tullare in the south, and on the east coast from Fort Dauphin in the south east, and in Betsileo Province in the lower wooded region, to Tamatave in the north east, and also according to Shaw in Central Madagascar. *C. MELANOTIS* has been obtained at Vohemar on the north east coast, and *C. SIBREEI* was taken at Ankeramadinika one day's journey east of Antananarivo the capital, but the extent of the range of neither is known. *C. CROSSLEYI* was procured by Grandidier in the forest of Antsianak, and *C. TRICHOTIS* was found by Mr. Crossley between Tamatave on the north east coast and Morondava on the west coast, but we have no knowledge of the limits within which the ranges of these two species are restricted. It is not improbable, however, that they may have a considerable dispersion in Central Madagascar.

KEY TO THE SPECIES.

- A. Size moderately large; ears without tufts.
  - a. External tips of ears, naked, black.
    - a.' Forehead and cheeks brown, hairs tipped with white ..... *C. major.*
    - b.' Forehead and cheeks yellowish, hairs tipped with black ..... *C. sibreei.*

- b. External tips of ears hairy.  
 a.' Larger; head pale brownish red.....*C. melanotis*.  
 b.' Smaller; head rufous.....*C. crossleyi*.  
 B. Size small; ears tufted.....*C. trichotis*.

### CHIROGALE MAJOR E. Geoffroy.

*Cheirogaleus* (!) *major* E. Geoff., Ann. Mus. Hist. Nat. Paris, 1812, XIX, p. 172, pl. X, fig. 1; *Id.* Cours Nat. Hist. Mamm., 1828, p. 24, 11me Leçon; Fitzing., Sitzungsab. Naturw. Akad. Wissensch. Wien, 1870, p. 656; Mivart, Proc. Zool. Soc. Lond., 1873, p. 492.

*Cheirogaleus* (!) *milii* E. Geoff., Cours Hist. Nat. Mamm., 1828, p. 24, 11me Leçon; I. Geoff., Cat. Primates, 1851, p. 79; Gerv., Nat. Hist. Mamm., 1854, p. 171; Dahlb., Stud. Zool. Fam. Reg. Anim. Natur., 1856, fasc. V, p. 223, pl. VIII, figs. 32 and 32 a; Gray, Proc. Zool. Soc. Lond., 1860, p. 142; Mivart, Proc. Zool. Soc. Lond., 1864, p. 642; 1867, p. 971; Fitzing., Sitzungsab. Meth. Naturw. Akad. Wissensch. Wien, 1870, p. 657; Gray, Cat. Monkeys, Lemurs and Fruit-eating Bats, Brit. Mus., 1870, p. 77; Schleg., Mus. Pays-Bas, Simiæ, 1876, p. 324, (Part.); Shaw, Proc. Zool. Soc. Lond., 1879, p. 134; Bartl., Proc. Zool. Soc. Lond., 1879, p. 768.

*Myspithecus typus* F. Cuv., Hist. Nat. Mamm., 2me ed., 1833, p. 228, pl. LXXXIII.

*Cheirogaleus* (!) *typicus* A. Smith, S. Afr. Quart. Journ., II, No. 1, Part II, 1833, p. 50; Gray, Cat. Spec. Mamm., Brit. Mus., 1843, p. 17; *Id.* Proc. Zool. Soc. Lond., 1863, p. 142; 1872, p. 855, fig. 3; *Id.* Cat. Monkeys, Lemurs and Fruit-eating Bats, Brit. Mus., 1870, p. 78; Fitzing., Sitzungsab. Meth. Natur. Akad. Wissensch. Wien, 1870, p. 664; Mivart, Proc. Zool. Soc. Lond., 1873, p. 492.

*Cebugale commerçoni* Less., Illust. Zool., 1831-2, p. 111; *Id.* Spec. Mamm., 1840, p. 213.

*Lemur milii* Blainv., Ostéog., Mamm., Primates, 1841, p. 12, pl. VII.

*Lemur* (*Chirogaleus* !) *milii* van d. Hoeven, Tijdsch. voor. Natuur. Geschied. Phys., 1844, p. 38.

*Chirogaleus* (!) *commerçonii* Schinz, Syn. Mamm., I, 1844, p. 104.

*Microcebus milii* Mivart, Proc. Zool. Soc. Lond., 1864, p. 641.

*Microcebus typicus* Mivart, Proc. Zool. Soc. Lond., 1864, p. 641.



CHIROGALE MAJOR



*Chirogaleus* (!) *adipicaudatus* Grandid., Compt. Rend., XIV, Dec. 1868; *Id.* Ann. Scien. Nat., X, 1868, p. 378.

*Opolemur milii* Gray, Proc. Zool. Soc. Lond., 1872, p. 853.

*Chirogale milii* Mivart, Proc. Zool. Soc. Lond., 1873, p. 492; F. Major, Novit. Zool., I, 1894, p. 21, pl. XI, figs. 1, 8, 9; Forbes, Handb. Primates, I, 1894, p. 50.

*MILIUS'S MOUSE LEMUR.*

*Type locality.* Madagascar. Type in Paris Museum.

*Geogr. Distr.* Eastern coast of Madagascar; Fort Dauphin to Tamatave; also in the lower wooded regions of Betsileo Province; and on the west coast from Tullare to Pasandava, Central Madagascar. (Shaw).

*Genl. Char.* Nose rather broad; ears moderate, sparsely haired; braincase moderately arched; orbits large; palate extending beyond last molars with rather large posterior perforations; bullæ moderately large; first premolar larger than second; upper inner incisors broad, flat at tips.

The type of *C. MAJOR* Geoffroy is in the Paris Museum and is identical with his *C. milii*, and as the first name was published fourteen years before the latter, it will of course take precedence, and *milii*, by which appellation the species has been so long known, must become a synonym. The type is in very good condition and may be described as follows: orbital ring blackish brown; whitish spot between eyes; no facial streaks; face, top and sides of head, and upper part of body to rump, and the tail pale reddish brown inclining to a buff; flanks and outer side of limbs, hands and feet, reddish brown or buff paler than the back; upper lip toward corner of mouth, chin, throat, inner side of limbs and under part of body white.

*Measurements.* Total length, 609.6; tail, 278.5; foot, 51.4.

The type of *C. milii* while faded somewhat, has undergone less change than most of the types of the earlier species in the Paris Museum. It is a reddish brown animal with a yellowish white sheen, produced by the tips of the hairs, and with a long dull brownish tail darkest at the tip. The species varies so considerably in color among individuals that the type can only at best give an idea of but one phase of coloring, with which other examples would only agree in part.

A general description of the species would be somewhat as follows.

*Color.* Varying considerably among individuals; head and neck brownish gray, sometimes grizzled with silver gray washed with rufous of varying intensity, this color sometimes extending over the entire upper parts; in other examples the upper parts are ashy brown; under

parts and inner side of limbs yellowish or whitish yellow; orbital ring black; nose and face between eyes light gray; hands and feet dark brown; tail pale rufous with white tip, or ashy brown for entire length.

*Measurements.* Total length, about 580; tail, 275. Skull: occipito-nasal length, 56; Hensel, 47; intertemporal width, 16; palatal length, 24; zygomatic width, 38; median length of nasals, 18; width of braincase, 28; length of upper molar series, 19; length of mandible, 37; length of lower molar series, 20.

*Cheirogaleus* (!) *typicus* Smith, is undoubtedly the same as the present species. The type is in the British Museum and the following description is taken from it.

Head and upper parts pale rufous, hairs tipped with gray more profusely on the rump and sides; orbital ring black; outer side of limbs and the tail like back; space between eyes and top of nose without hairs, these having slipped off; entire under parts yellowish.

*Measurements.* Skull: occipito-nasal length, 54; zygomatic width, 34; intertemporal width, 16; median length of nasals, 19; width of braincase, 26; length of upper tooth row, 18; length of mandible, 34; length of lower tooth row, 16.

Mr. Shaw, (l. c.) had one of this species in captivity and he relates that it lived in a small box, but was allowed to exercise in the room at night. It was nocturnal in its habits, and was brought from the forest on the lower part of the eastern side of Betsileo province. It ran about on all fours, but sat up to eat, holding its food in its hands. He imagined the animal hibernated, for in the winter, (June), after exercising for several nights, on opening the box one evening, it was found asleep and quite cold. He thought it was dead, but on holding it to the fire and rubbing it, it gradually awoke, and after having been thoroughly warmed it was none the worse in health. This happened several times, and from the fact that the tail became suddenly enlarged, it probably would, if in its native forest, have slept through the winter. It made a nest of leaves and dry grass, scooping a place in it just large enough to contain its body, and carefully covering itself with the loose material. Mr. Shaw considered it rare in Madagascar, for he was only able to obtain this individual, although he kept a man two months in the forest seeking it. Of course its nocturnal habits make its capture more difficult. His animal was easily tamed, and became very affectionate, coming when called by name, and enjoyed being handled.

**CHIROGALE MELANOTIS Major.**

*Chirogale melanotis* F. Major, Novit. Zool., I, 1894, p. 25, pl. II, fig. 10.

*Cheirogaleus* (!) *melanotis* Forbes, Handb. Primates, I, 1894, p. 52; Elliot, Cat. Mamm. Field Columb. Mus., VIII, 1906, p. 548, Zool. Ser.

**BLACK-EARED MOUSE LEMUR.**

*Type locality.* Vohemar, north east coast of Madagascar. Type in British Museum.

*Genl. Char.* Similar to *C. MAJOR*, but ears black; fur more silky. Skull smaller; face longer; nasals broader; last lower molar with a distinct heel.

*Color.* Top of head, neck, upper parts and tail light brownish red; outer side of limbs paler; ears and orbital ring black; pale grayish rufous stripe between eyes on to nose; grayish stripe on side of neck extending from throat; entire under parts and inner side of limbs grayish white with a yellow tint. Ex type British Museum.

*Measurements.* Total length, 490; tail, 225. Skull: occipito-nasal length, 51; Hensel, 42; zygomatic width, 31.5; palatal length, 20; width of braincase, 25; median length of nasals, 18; length of upper tooth row, 15; length of mandible, 32; length of lower tooth row, 16. Ex type British Museum.

This form is very similar to *C. MAJOR*, but is slightly more red, and can always be distinguished by its black ears. The color of the tail of the two species is very much the same.

**CHIROGALE SIBREEI Major.**

*Chirogale sibreei* F. Major, Ann. Mag. Nat. Hist., 1896, p. 325.

*Type locality.* Ankeramadinika, one day's journey east of Antananarivo, Capital of Madagascar. Type in British Museum.

*Genl. Char.* Teeth larger than in *C. MELANOTIS*, canines much larger; upper tooth rows only slightly divergent posteriorly; molars nearly equal, the last slightly smaller; first upper premolar longest, the third premolar shortest and broadest; palate extending beyond last molars; posterior openings small and narrow; inner upper incisors longer than outer; first lower premolar canine-like, much longer than the others, curved and pointed.

*Color.* Forehead, around eyes, space between eyes and cheeks yellowish or buffy; top of head, neck, and upper part of body grayish brown darkest on dorsal line; outer side of limbs like back; orbital ring black; inside of ears naked, black; entire under parts and inner

side of limbs gray, with a yellowish tinge; hands and feet brown; tail, basal half above like back, paler beneath, remainder pale reddish brown with white tipped hairs. Ex type British Museum.

*Measurements.* Total length about 500; tail, 250. Skull: occipito-nasal length, 47; Hensel, 44; zygomatic width, 31; intertemporal breadth, 20; palatal length, 19; width of braincase, 24; median length of nasals, 17; length of upper tooth row, 14; length of mandible, 20; length of lower tooth row, 15.5. Ex type in British Museum.

This animal is about the same in size as *C. MELANOTIS*, and might pass for a gray phase of that species were it not for the naked ears, those of *C. MELANOTIS* being rather closely haired. The skulls show differences also, the rostral portion of *C. SIBREEI* being much narrower, and the nasals more slender. The tooth rows are straighter, not curving outward as in *C. MELANOTIS*.

#### CHIROGALE CROSSLEYI Grandidier.

*Chirogaleus crossleyi* Grandidier, Rev. Mag. Zool., 1870, p. 49;  
Forbes, Handb. Primates, I, 1894, p. 53.

CROSSLEY'S MOUSE LEMUR.

*Type locality.* Forests east of Antsianak, Madagascar.

*Color.* "Parties supérieures roussâtres, surtout la tête, parties inférieures blanchâtres. Tête énorme, arrondie. Cercle noir autour des yeux. L'intérieur des oreilles est recouvert de poil brun foncé, et leur sommet est bordé de noir. Queue courte et très fournie. Oreilles petites. Longueur du corps, 20 cent., des membres postérieures, 10 cent., des oreilles, 1 cent."

Neither the type nor any specimen of this species could be found in the Paris Museum during my visits there.

#### CHIROGALE TRICHOTIS Gunther.

*Chirogaleus* (!) *trichotis* Gunth., Proc. Zool. Soc. Lond., 1875, p. 78.

*Chirogale trichotis* F. Major, Novit. Zool., I, 1894, p. 26; Forbes, Handb. Primates, I, 1894, p. 52.

TUFTED-EAR MOUSE LEMUR.

*Type locality.* Between Tamatave and Morondava, Madagascar. Type in British Museum.

*Geogr. Distr.* Madagascar, Forests of Antsianak.

*Genl. Char.* Size small; ears tufted; tail shorter than body.



*Color.* Brown gray on upper parts and head, with numerous rather long white hairs on the body; forehead and beneath eyes buff; orbital ring, black; light buff space between eyes, becoming gray on nose; ear tufts brown, tips of hairs white; outer side of limbs like back; rufous dorsal line from middle of back to tail; under parts yellowish white, base of fur plumbeous; hands and feet grayish white in some lights; tail reddish, darker than back, but lighter than dorsal line. Ex type British Museum.

*Measurements.* Total length, about 300; tail, 154. Skull: occipito-nasal length, 37; Hensel, 26; zygomatic width, 22; intertemporal width, 18; palatal length, 15; width of braincase, 19; median length of nasals, 12; length of upper tooth row, 10; length of mandible, 21; length of lower tooth row, 10. Ex type British Museum.

This species differs from all the members of this genus in the tufts of hair standing out from the ears and sides of head, above the ears. The fur is soft and woolly and it is one of the smaller forms of the group.

## GENUS MICROCEBUS. DWARF LEMURS.

$$I. \frac{2-2}{2-2}; \quad C. \frac{1-1}{1-1}; \quad P. \frac{3-3}{3-3}; \quad M. \frac{3-3}{3-3} = 36.$$

**MICROCEBUS** E. Geoff., Cours Hist. Nat. Mamm., 11me Leçon, 1828, p. 24. Type *Lemur pusillus* E. Geoffroy, = *Lemur murinus* Miller.

*Scartes* Swains., Nat. Hist. and Class. Quad., 1835, p. 352.

*Gliscebus* Less., Spec. Mamm., 1840, p. 207.

*Mirza* Gray, Cat. Monkeys, Lemurs and Fruit-eating Bats, British Museum, 1870, p. 131.

*Phaner* Gray, Cat. Monkeys, Lemurs and Fruit-eating Bats, British Museum, 1870, p. 131.

*Azema* Gray, Cat. Monkeys, Lemurs and Fruit-eating Bats, British Museum, 1870, p. 132.

*Murilemur* Gray, Cat. Monkeys, Lemurs and Fruit-eating Bats, British Museum, 1870, p. 133.

Size small; fore limbs shorter than hind limbs; nose short; eyes large, approximate; ears elongate; mammæ four, pectoral two and ventral two. Skull: braincase high; facial region short; squamosal region less inflated than in GALAGO; inner upper incisor larger than outer; no diastema between upper canine and first premolar; molars with three sharp cusps, basal ring swollen and internally forming a hind cusp; last upper molar smaller than the first with rudimentary hind cusp; palate extends behind last molar.

## LITERATURE OF THE SPECIES.

1777. J. F. Miller, *Cimelia Physica*.

MICROCEBUS MURINUS first described as *Lemur murinus*.

1784. Boddært, *Elenchus Animalium*.

In this work MICROCEBUS MURINUS is placed in the genus *Prosimia* as *P. minima*.

1788. J. F. Gmelin, *Systema Naturæ*.

MICROCEBUS MURINUS is here recognized under Miller's name of *Lemur murinus*.

1795. E. Geoffroy St. Hilaire, in *Bulletin de la Société Philomatique de Paris*.



MICROCEBUS MURINUS.

No. 97.12.2.3. Brit. Mus. Coll. Twice Nat. Size.



MICROCEBUS MURINUS is here redescribed as *Lemur pusillus*.

1812. E. Geoffroy St. Hilaire, in *Annales du Muséum d'Histoire Naturelle, Paris*.

MICROCEBUS MURINUS renamed *Cheirogaleus* (!) *minor*.

1828. E. Geoffroy St. Hilaire, *Cours de l'Histoire Naturelle des Mammifères*.

MICROCEBUS MURINUS is redescribed as *Galago madagascariensis*.

1839. de Blainville, *Ostéographie*.

MICROCEBUS FURCIFER first described as *Lemur furcifer*.

1840. R. P. Lesson, *Species des Mammifères Bimanés et Quadrumanes*.

In this list, MICROCEBUS MURINUS appears under various genera and specific appellations, giving rise to a certain amount of wonder, for it is called *Myscebus palmarum*, *Gliscebus murinus*, and *Gliscebus rufus*.

1842. J. E. Gray, in *Annals and Magazine of Natural History*.

MICROCEBUS MURINUS is renamed *Galago minor*; and *Cheirogaleus* (!) *smithi*.

1852. Peters, in *Naturwissenschaftliche Reise nach Mossambique, Säugethiere*.

MICROCEBUS MYOXINUS first described.

1863. J. E. Gray, in *Proceedings of the Zoological Society of London*.

In this communication intended for a review of the LEMURIDÆ, the genus *Lepilemur* (!) (LEPIDOLEMUR), was proposed, to contain MICROCEBUS MURINUS; M. MYOXINUS; M. FURCIFER; and LEPIDOLEMUR MUSTELINUS; only the last of the species being properly included.

1864. St. George Mivart, in *Proceedings of the Zoological Society of London*.

A critical review based on the crania and dentition of the LEMURIDÆ. While the results arrived at will be discussed under the various genera, as they are reached, it is only necessary here to consider the Author's conclusion regarding the species of MICROCEBUS. Five are recognized: M. MYOXINUS; *M. smithi*; and *M. pusillus*; the last two = M. MURINUS (Miller); *M. typicus* = CHIROGALE MAJOR; and M. FURCIFER. The Author states, however, that owing to the scarcity of materials "I have not attempted to work out the

- species," and that he does not intend to imply that all those given are distinct, some only having been adopted provisionally on the authority of others.
1867. *Grandidier, in Revue et Magasin de Zoologie.*  
MICROCEBUS COQUERELI first described as *Cheirogaleus* (!) *coquereli*.
1868. *Grandidier, in Annales du Muséum d'Histoire Naturelle de Paris.*  
MICROCEBUS MURINUS redescribed as *Cheirogaleus* (!) *gliroides*.
1870. *J. E. Gray, Catalogue of Monkeys, Lemurs and Fruit-eating Bats, in the Collection of the British Museum.*  
In this list, MICROCEBUS MURINUS is given as *Cheirogaleus* (!) *smithi* Gray, and placed in the genus LEPILEMUR (!), and comments are made on MICROCEBUS MYOXINUS Peters, the Author, however, never having seen a specimen. In the Appendix several genera are proposed for the species of MICROCEBUS as follows: *Murilemur* for MICROCEBUS MURINUS; *Phaner* for M. FURCIFER; and *Mirza* for M. COQUERELI. All these are quite unnecessary.
1872. *J. E. Gray, in Proceedings of the Zoological Society of London.*  
This paper is practically a repetition of a review of the LEMURIDÆ given in the Catalogue above mentioned, except that whereas the species of MICROCEBUS were in the previous publication placed in various genera, here they are included in one LEPILEMUR (!) with the addition of L. MUSTELINUS Geoff., (which is generically distinct from the species of MICROCEBUS), and with the omission of M. MYOXINUS Peters. The genera *Phaner* and *Mirza* are suppressed.
1873. *Mivart, in Proceedings of the Zoological Society of London.*  
This is another of the Author's elaborate papers on the LEMURIDÆ, in which he raises the entire group to a suborder of the Primates, as LEMUROIDEA, and gives very cogent and pertinent reasons why they should not be considered as an order. He also considers that MICROCEBUS and CHIROGALE are generically the same, to be known by the latter name, the one first designated. He cites A. Milne-Edwards' opinion regarding the species of the genus CHIROGALE with which he apparently concurs; viz., that *smithi*, *minor*, MYOXINUS, *gliroides*, *rufus*, and *pusillus* are all one; that *milii*, *typicus*, and *adipicaudatus* are the same as MAJOR Geoffroy; that *samati* is MEDIUS Geoff., and

that COQUERELI is distinct. With this opinion the present writer agrees, with the exception of MYOXINUS of which form the material available is not sufficient to prove that it should not be separated from the rest as a distinct species or race. As regards uniting the species of the two genera; the opinion previously expressed by the Author (Proc. Zool. Soc. Lond., 1867, p. 965), "that it will be possible and perhaps even useful to retain, provisionally at least, the distinction between CHEIROGALEUS (!) and MICROCEBUS, though reposing mainly if not exclusively on a few cranial and dental characters," may not be disregarded.

1876. Schlegel, *Muséum d'Histoire Naturelle des Pays-Bas, Simiæ.*

In this work in the arrangement of the species of Primates MICROCEBUS FURCIFER is placed in the genus *Phaner*, and M. COQUERELI in *Mirza*, although Gray had abandoned both four years previously. M. MAJOR, called *milii*, and M. MURINUS called *pusillus*, with M. MYOXINUS (nec Peters), = M. MURINUS, are placed in the genus CHEIROGALEUS (!).

The genus MICROCEBUS receives no recognition.

1894. Forsyth-Major, in *Novitates Zoologicae.*

This paper is a critical review of the literature and species of MICROCEBUS, OPOLEMUR, and CHIROGALE. Of MICROCEBUS, the first species is given as *M. minor* Gray, the MURINUS Miller being rejected, for the reason that Miller's plate of *L. murinus* = *L. bicolor* Gmel., which is not proven. The others are M. MYOXINUS, and *M. smithi* = M. MURINUS Miller.

1910. Kollmann, M. in *Bulletin du Muséum National d'Histoire Naturelle, Paris.*

A paper on the genera CHIROGALE and MICROCEBUS. The material upon which the Author bases his conclusions is in the Paris Museum, important collections in other National Institutions having evidently not been examined. CHEIROGALE is accepted as a genus and a description of it given, but no species mentioned. MICROCEBUS and *Opolemur* (ALTILILEMUR of this work), are considered to be the same, and the following species named: MICROCEBUS SAMATI = ALTILILEMUR MEDIUS (E. Geoff.), *M. minor* = M. MURINUS (Miller). The following forms are regarded as subspecies all in MICROCEBUS. *M. minor minor* = M. MURINUS (Miller); *M. minor griseorufus* nov. subsp. = M. MURINUS (Miller), red phase; *M. pusillus* MYOXINUS = M. MYOXINUS Peters; *M. pusillus minor smithi* = M.

MURINUS (Miller); and *M. minor rufus* = *M. MURINUS* (Miller). Evidently Miller's description of MURINUS was unknown to the Author, as was also the Bibliography of the species of MICROCEBUS, as some are reinstated, e. g. *smithi*, *rufus*, which have been long since relegated to the synoptical list. The paper is one apt to lead investigators astray, by the recognition of individual examples not entitled to any distinctive rank, while MICROCEBUS COQUERELI (Grandidier), the type of which is in the Paris Museum, is not mentioned at all.

#### GEOGRAPHICAL DISTRIBUTION OF THE SPECIES.

The members of this genus are all found in the Island of Madagascar; some with quite an extensive dispersion, but the range of others has not yet been entirely ascertained. On the west coast from Cape St. Vincent to Tullear on St. Augustine Bay, *M. MYOXINUS* is found, and from Cape St. Vincent to Helville on the same coast *M. COQUERELI* occurs. *M. MURINUS* ranges from Betsileo Province to Fort Dauphin on the south east coast, and northerly from St. Augustine Bay on the south west coast. Its complete range has not yet been determined. The species with the greatest known range is *M. FURCIFER* which goes from Fort Dauphin on the east coast to Mt. Ambre, and then on the west coast to Cape St. Vincent, thus being found throughout the northern section of Madagascar.

#### KEY TO THE SPECIES.

- A. Size small.  
 a. Sides of nose brown .....*M. murinus*.  
 b. Sides of nose black .....*M. myoxinus*.  
 B. Size large.  
 a. No dorsal band .....*M. coquereli*.  
 b. With dorsal band, bifurcating on forehead .....*M. furcifer*.

#### MICROCEBUS MURINUS (Miller).

*Lemur murinus* Miller, Cim. Phys., 1777, p. 25, pl. XIII; Gmel., Syst. Nat., 1788, p. 44, No. 7; Shaw, Genl. Zool., I, 1800, p. 106, pl. XXXVII; Fisch., Syn. Mamm., 1830, p. 77, (Addenda); Wagn., Schreb., Säugth. Suppl., I, 1840, p. 278.

*Prosimia minima* Bodd., Elench. Anim., 1784, p. 66.

*Lemur prehensilis* Kerr, Anim. Kingd., 1792, p. 88, No. 104, gray phase?



- Lemur pusillus* E. Geoff., Bull. Soc. Philom., 1er Part., 1795, p. 89; Fisch., Anat. Maki, 1904, p. 24.
- Cheirogaleus* (!) *minor* E. Geoff., Ann. Mus. Hist. Nat. Paris, XIX, 1812, p. 171, pl. X, fig. 3; Kollm., Bull. Mus. Nat. Hist. Nat., No. 6, 1910, p. 303.
- Galago madagascariensis* E. Geoff., Ann. Mus. Hist. Nat. Paris, XIX, 1812, p. 166; Kuhl, Beitr., 1820, p. 47, pl. VI, fig. 1; Smith, S. Afr. Journ., II, 1835, p. 31; Gray, Proc. Zool. Soc. Lond., 1863, p. 149.
- Microcebus pusillus* Geoff., Cours Hist. Nat. Mamm., 1828, p. 25, 11me Leçon; Waterh., Cat. Mamm. Zool. Soc. Lond., 2nd ed., 1838, p. 12; Mivart, Proc. Zool. Soc. Lond., 1864, p. 641.
- Microcebus murinus* Martin, Proc. Zool. Soc. Lond., 1835, p. 125; Wagn., Schreb., Säugth. Suppl., I, 1840, p. 278; V, 1855, p. 154; Fitzing., Sitzungsab. Metth. Nat. Akad. Wiss. Wien, 1870, p. 712.
- Myscebus palmarum* Less., Spec. Mamm., 1840, p. 214.
- Gliscebus murinus* Less., Spec. Mamm., 1840, p. 216.
- Gliscebus rufus* Less., Spec. Mamm., 1840, p. 217.
- Galago minor* Gray, Ann. Mag. Nat. Hist., X, 1842, 1st Ser., p. 255; *Id.* List Spec. Mamm. Brit. Mus., 1843, p. 17.
- Cheirogaleus* (!) *smithi* Gray, Ann. Mag. Nat. Hist., X, 1842, 1st Ser., p. 255; *Id.* Proc. Zool. Soc. Lond., 1863, p. 145; 1872, p. 856; *Id.* Cat. Monkeys, Lemurs and Fruit-eating Bats, Brit. Mus., 1870, p. 78; Mivart, Proc. Zool. Soc. Lond., 1864, p. 642; 1867, p. 492; Fitzing., Sitzungsab. Metth. Natur. Akad. Wiss. Wien, 1870, p. 607.
- Scartes murinus* Schinz, Syn. Mamm., 1844, p. 106.
- Otolicnus madagascariensis* van d. Hœv., Tijdsch. Natuur. Geschied., XI, 1844, p. 43.
- Otolicnus minor* Wagn., Schreb., Säugth. Suppl., V, 1855, p. 159.
- Microcebus rufus* Dahlb., Stud. Zool. Fam. Reg. Anim. Nat., Fasc. I, 1856, p. 231.
- Lepilemur* (!) *murinus* Gray, Proc. Zool. Soc. Lond., 1863, p. 143; *Id.* Cat. Monkeys, Lemurs and Fruit-eating Bats, Brit. Mus., 1870, p. 87.
- Microcebus minor* Mivart, Proc. Zool. Soc. Lond., 1864, p. 615; 1867, p. 972; Major, Novit. Zool., I, 1894, p. 8; Forbes, Handb. Primates, I, 1894, p. 55.
- Cheirogaleus* (!) *gliroides* Grandid., Ann. Mus. Hist. Nat. Paris, X, 1868, p. 378.

- Azema smithi* Gray, Cat. Monkeys, Lemurs and Fruit-eating Bats, Brit. Mus., 1870, p. 134, Appendix; *Id.* Proc. Zool. Soc. Lond., 1872, p. 856, fig. 4, p. 857.
- Murilemur murinus* Gray, Proc. Zool. Soc. Lond., 1872, p. 857.
- Chirogaleus* (!) *pusillus* Mivart, Proc. Zool. Soc. Lond., 1873, p. 492; Fowler and Lydekk., Anim. Living and Extinct, 1891, p. 690.
- Chirogaleus* (!) *myoxinus* Schleg., Mus. Pays-Bas, Simiæ, 1876, p. 326, (nec Peters).
- Microcebus smithi* Major, Novit. Zool., I, 1894, p. 12; Shaw, Proc. Zool. Soc. Lond., 1879, p. 135.
- Microcebus minor griseorufus* Kollm., Bull. Mus. Nat. Hist. Nat., Paris, No. 6, 1910, p. 304.
- Microcebus minor minor* Kollm., Bull. Mus. Nat. Hist. Nat., Paris, No. 6, 1910, p. 304.
- Microcebus pusillus minor smithi* Kollm., Bull. Mus. Nat. Hist. Nat., Paris, No. 6, 1910, p. 304.
- Microcebus minor rufus* Kollm., Bull. Mus. Nat. Hist. Nat., Paris, No. 6, 1910, p. 304.

MILLER'S DWARF LEMUR.

*Type locality.* Madagascar.

*Geogr. Distr.* Betsileo Province to Fort Dauphin on the south east coast of Madagascar, and on the south west coast northerly from St. Augustine Bay. The exact limits of the species' dispersion cannot be said to have yet been definitely ascertained.

*Color.* Two phases, rufous brown or gray. The first has the head rusty brown; orbital ring and upper lip black; stripe between eyes and on nose, grayish white; upper parts of body rufous brown; dorsal line indistinct; sides of body and outer side of limbs mouse gray washed with rufous brown; entire under parts and inner side of limbs white, base of hairs plumbeous, this hue often showing on the surface; tail rufous brown like the back, but sometimes much paler; hands and feet gray. The other phase is mouse gray above, the back washed with rufous, a rufous spot over each eye; outer side of limbs mouse gray; entire under parts white; tail pale rufous.

*Measurements.* Total length about 300; tail, 150; foot, 26. Skull: occipito-nasal length, 33; Hensel, 20; zygomatic width, 21; intertemporal width, 16; palatal length, 11; median length of nasals, 8; width of braincase, 17; length of upper molar series, 8; length of mandible, 19; length of lower molar series, 9.

I have examined probably all the specimens of this species, under the various names given to it, and in its various styles of coloration, contained in all the great Museums of the world, save that in St. Petersburg, and I can find no character by which the examples called *murinus*, *pusillus*, *smithi*, *minor*, and others given in the above synoptical list, can be separated or distinguished the one from the other. Specimens vary greatly in their coloration even among those belonging to the two phases gray or rufous brown, and there is also an individual variation to be seen among the skulls. Various types are extant, such as *smithi* Gray, and the specimen that probably served as the type of *minor* Gray, both in the British Museum; and of *gliroides* Grandidier in the Paris Museum, and all belong to one or the other phase of the animal called by Miller *murinus*. It would seem that the confusion in synonymy, and the perplexity arising as to what name examples of this little creature should bear, has been caused by recognizing forms as distinct that really are not, and the difficulty of obtaining a uniformity of opinion among Mammalogists is emphasized by the fact that the specimens in different collections exactly similar, bear separate names.

Mr. Shaw, (l. c.) says that this Lemur inhabits a belt of forestland extending from the eastern forest into the heart of Betsileo Province a few miles north of Fianarantsoa, where the species is fairly abundant. It lives in the tops of the highest trees, and makes a nest of dried leaves closely resembling that of a bird. The food consists of fruits and insects, and Mr. Shaw frequently saw those he had in captivity catch the flies that entered their cage for the honey which was placed there. They were fond of moths and butterflies and ate them greedily. They were very shy and wild, and he never succeeded in taming one. Even among themselves they were quarrelsome and fought fiercely, uttering at the same time a cry like a shrill whistle. The teeth though minute are sharp, and they grip so firmly with them it is difficult to make them loosen their hold. They can leap, but they usually go on all fours, and they are very nimble among the branches. They have much strength in the hands and legs, and they would often hang by the feet head downwards, grasp food in the hands and then draw themselves upwards to their former position on their perch. During this movement the tail served as a balance, but was not used for holding on by, for it is in no sense prehensile. The eyes were large and brilliant, and the hands beautifully perfect, with ordinary sized finger nails; the second toe nail, however, being long and claw-like.

**MICROCEBUS MYOXINUS** Peters.

*Microcebus myoxinus* Peters, Naturw. Reis. Mossamb., Zool., Säugeth., I, 1852, pp. 14-20, Taf. III, Taf. IV, 6-9; Mivart, Proc. Zool. Soc. Lond., 1864, p. 640; Gray, Cat. Monkeys, Lemurs and Fruit-eating Bats, Brit. Mus., 1870, p. 88; Fitzinger, Sitzungsber. Metth. Nat. Akad. Wiss. Wien, 1870, p. 927; Major, Novit. Zool., I, 1894, p. 11; Forbes, Handb. Primates, I, 1894, p. 56.

*Lepilemur* (!) *myoxinus* Gray, Proc. Zool. Soc. Lond., 1863, p. 144.

*Microcebus pusillus myoxinus* Kollm., Bull. Mus. Nat. Hist. Nat., Paris, 1910, No. 6, p. 304.

**PETERS' DWARF LEMUR.**

*Type locality.* Bay of Bombetok, Western Madagascar. Type in Berlin Museum.

*Geogr. Dist.* West and southwest coast of Madagascar from Cape St. Vincent to Tullear on St. Augustine Bay.

*Genl. Char.* Muzzle short; ears large; eyes large, round; fourth digit longest; second and fifth shortest; tail longer than body.

*Color.* Head and upper part reddish brown, many hairs tipped with golden yellow; spot at lower corner of eyes, and side of nose black; stripe between eyes, white; cheeks rufous, throat buff; under parts of body and inner side of limbs, cream buff; tail dull brown, darker than the back; hands and feet gray. Ex specimen in British Museum.

*Measurements.* Total length, about 300; tail, 150. Skull: occipito-nasal length, 33; Hensel, 22; intertemporal width, 18; zygomatic width, 21; median length of nasals, 10; length of upper molar series, 9; length of mandible, 20; length of lower molar series, 19. Ex type in Berlin Museum.

The type of this species is in the Berlin Museum and has evidently faded considerably, for now the sides of the head, lips, entire under parts and inner side of arms are white; upper part of back is whitish brown, and only the dorsal stripe on lower back is reddish brown; tail ochraceous buff above, yellowish white beneath. It has all the appearance of having been similar in color to the British Museum specimen above described, but faded by light.

This species is about the size of *MICROCEBUS MURINUS* and is not unlike that form in its general appearance. In fact so nearly do they resemble each other that I have found, when a Mammalogist had no personal knowledge of *M. MYOXINUS* and depended entirely upon

descriptions, that the name of this species had been given to examples of *M. MURINUS*. It is much more rare in collections than the species just named, which accounts in a measure for its relative being at times compelled to represent it, and they are really so much alike that I could only find one fairly conspicuous external character to separate them, viz., the color of the nose, that member having its side black in the present species, but brown in *M. MURINUS*. The type is now practically useless for determining the species, as it does not resemble at all Peters' published colored figure, nor agree with his description. As to the ultimate standing of *M. MYOXINUS*, whether it will be enabled to maintain a distinct specific rank, or will eventually be ascertained to be a race of the longer known form or possibly identical with it, cannot be satisfactorily decided at the present time. The acquisition of much additional material to that already existing in collections is imperatively needed before any definite conclusion is reached. Until such a time arrives, it will be necessary to leave them as representatives of distinct species.

#### MICROCEBUS COQUERELI (Grandidier).

*Cheirogaleus* (!) *coquereli* Grandid., Rev. Mag. Zool., XIX, 1867, pp. 85, 316.

*Microcebus coquereli* Mivart, Proc. Zool. Soc. Lond., 1867, p. 966; 1873, p. 492; Schleg. and Poll., Rech. Faun. Madag., Mamm., 1868, p. 12, pls. VI, VII, fig. 2 A; F. Major, Novit. Zool., I, 1894, p. 14.

*Mirza coquereli* Gray, Cat. Monkeys, Lemurs and Fruit-eating Bats, Brit. Mus., 1870, p. 135; *Id.* Proc. Zool. Soc. Lond., 1872, p. 85; 1873, p. 492; Schleg., Mus. Pays-Bas, Simiæ, 1876, p. 321.

COQUEREL'S DWARF LEMUR. Native name *Sietui* (Schleg. and Pollen).

*Type locality.* Passandava Bay near Morondava, S. W. coast of Madagascar. Type in Paris Museum.

*Geogr. Distr.* Island Africaine, (Schleg. and Pollen); west coast of Madagascar from Cape St. Vincent to Helville.

*Genl. Char.* Similar to *M. FURCIFER*, but smaller; second and third upper molar with five cusps, two outer, two inner and one posterior; last premolar with one long outer, and one small inner cusp; last lower molar with five cusps.

*Color.* Head and upper parts rufous, hairs tipped with yellowish gray; under parts yellowish, plumbeous under fur showing through; nose rufous; orbital ring black; arms and legs on outer side rufous,

duller than back, inner side pale yellow; tail dark rufous, hairs black tipped, basal end paler; ears large, naked, flesh color. Ex type Paris Museum.

*Female.* Like male, but under parts more yellowish or buff.

*Measurements.* Total length, 548; tail, 331. Skull: occipito-nasal length, 50; Hensel, 39; intertemporal width, 18.5; zygomatic width, 30; palatal length, 21; width of braincase, 26; median length of nasals, 17; length of upper molar series, 14; length of mandible, 30; length of lower molar series, 15. Ex type Paris Museum.

This is a moderate sized reddish colored Lemur, without any particular markings. The skull is highly arched, and with large bullæ. This species was obtained, (Schleg. and Pollen, l. c.) in the north western part of the Island Africaine. It lives in the most impenetrable forests, and makes a nest a foot and a half in diameter, constructed of straw and dead leaves, in which it sleeps during the day, only leaving it towards night to seek its food. Only one specimen was procured, which would seem to show the species was not very abundant, at least in the locality where this example was discovered.

#### MICROCEBUS FURCIFER (Blainville).

*Lemur furcifer* Blainville, Ostéog. Mamm., Primates, 1839, p. 35, pl. III.

*Cheirogaleus furcifer* I. Geoff., Compt. Rend., XXXI, 1850, p. 876; *Id.* Cat. Primates, 1851, p. 77; Gerv., Hist. Nat. Mamm., 1854, p. 171; Wagn., Schreb., Säugth. Suppl., V, 1855, p. 149; Dahlb., Stud. Zool. Fam. Reg. Anim. Natur., 1856, fasc. I, p. 223; Grandid., Rev. Mag. Zool., 1867, p. 64; Fitzing., Sitzungsber. Metth. Nat. Wiss. Wien, 1870, p. 660; Mivart, Proc. Zool. Soc. Lond., 1873, pp. 492, 502, fig. 16; Flow. and Lydekk., Anim. Living and Extinct, 1891, p. 690.

*Lepilemur (!) furcifer* Gray, Proc. Zool. Soc. Lond., 1863, p. 145; Mivart, Proc. Zool. Soc. Lond., 1864, p. 621, fig. 1867, p. 960; Schleg. and Poll., Recher. Faun. Madagas., Mamm., 1868, p. 8, pl. V; Gray, Cat. Monkeys, Lemurs and Fruit-eating Bats, Brit. Mus., 1870, p. 88.

*Phaner furcifer* Gray, Cat. Monkeys, Lemurs and Fruit-eating Bats, Brit. Mus., 1870, pp. 132, 135, Appendix; *Id.* Proc. Zool. Soc. Lond., 1872, p. 855; Schleg., Mus. Pays-Bas, Simiæ, 1876, p. 319.

*Microcebus furcifer* Major, Novit. Zool., I, 1894, p. 16; Forbes, Handb. Primates, I, 1894, p. 59.

FORK-MARKED DWARF LEMUR. Native name *Walowvy*. (Schleg. and Pollen).

*Type locality.* Madagascar.

*Geogr. Distr.* Eastern coast of Madagascar from Fort Dauphin on the south to Mt. Ambre on the north, and down west coast to Cape St. Vincent, inhabiting all the northern section across the island.

*Genl. Char.* Black dorsal streak continues to forehead, and there divides into two branches terminating over each eye. Size large for this genus. Inner upper incisors larger than outer. Skull: facial region long; palate extending beyond last molar; inferior margin of mandible concave, the angle produced backward not downward; upper incisors in advance of canines, posterior pair the larger; first upper premolar canine-like; second and third upper premolar with one cusp; lower incisors long; lower molars subequal.

*Color.* Upper parts reddish gray, brighter and more reddish on head and neck; outer side of limbs dark rufous, almost chestnut on the arms; throat pale rufous; chin and rest of under parts yellowish; a black stripe from lower part of back to crown of head where it bifurcates, each branch leaning towards inner side of ear and ending over the eye; hands and feet dark brown; tail bushy, dark reddish brown with black tip.

*Measurements.* Total length about 600; tail, 350. Skull: occipito-nasal length, 53; Hensel, 42; zygomatic width, 33; intertemporal width, 20; median length of nasals, 11; length of upper molar series, 14; length of mandible, 31; length of lower molar series, 12.

This pretty little species, according to Schlegel and Pollen, (l. c.) is found in numbers in the forests in the western part of Madagascar. It also dwells in the eastern part whence M. Goudot sent an example to the Paris Museum. Towards evening it leaves its lodging where it had slept during the entire day. In choosing this it prefers a hole in a tree which has two openings. Often such places are the dwellings of bees, and in that case, the *Walowvy*, the name the animal bears in the country, separates the hive of the insects from his own nest by a small bunch of straw or dried leaves. The natives pretend that it prefers the society of the bees to rob the honey of which it is very fond. It is much more nimble and agile than the ordinary Lemur, and its leaps are wonderful. Its cry, continually uttered during the night, is very piercing and resembles the syllables *ka-ka-ka-ka*, similar to the cry of the guinea fowl.

## GENUS MIXOCEBUS. THE HATTOCK.

$$I. \frac{1-1}{2-2}; \quad C. \frac{1-1}{1-1}; \quad P. \frac{3-3}{3-3}; \quad M. \frac{3-3}{3-3} = 34.$$

**MIXOCEBUS** Peters, Monatsb. K. Preuss. Akad. Wiss. Berlin, 1874, p. 690, Taf. I-II. Type *Mixocebus caniceps* Peters.

Nose pointed; pad naked; eyes very large; ears small, rounded, mostly hidden in the fur, sparsely covered with hair; arms and legs long; fingers and toes with flat nails; tail as long as body. Skull: interparietal bone not lacking, but coalesced with parietal; incisors small, only one upper on either side; line of tooth rows slightly convex.

**MIXOCEBUS CANICEPS** Peters.

*Mixocebus caniceps* Peters, Monatsb. K. Preuss. Akad. Wiss. Berlin, 1874, p. 690, Taf. I, II; Forbes, Handb. Primates, I, 1894, p. 78.

## THE HATTOCK.

*Type locality.* Madagascar. Type in Berlin Museum.

*Geogr. Distr.* Unknown.

*Genl. Char.* Those of the genus. About the size of GALAGO CRASSICAUDATUS, tail slightly longer than body, thick.

*Color.* Top of head dark gray, black spot in center; upper parts of body, and outer side of limbs sooty brown; under part of thighs ochraceous buff; hands blackish brown, feet paler, the buff of base of fur showing; forehead whitish gray; sides of head above and below ears whitish; sides of nose, and bar under eye blackish brown; brownish band across chest; patch on sides of lower neck; under parts and inner sides of thighs buff; inner side of arms and legs sooty brown; tail sooty grayish brown on basal half, grading into blackish brown at tip; ears flesh color. Ex type Berlin Museum.

*Measurements.* Total length, 635; tail, 335. Skull: total length, 60; occipito-nasal length, 58; zygomatic width, 34; intertemporal width, 25; length of nasals, 15; length of lower molar series, 19.5. Ex type Berlin Museum.

A Lemur-like animal about the size of MYOXICEBUS GRISEUS with a long thick tail. The skull has a broad and heavy rostral region, two very small upper incisors, the molars with three cusps, two outer and one inner; the second upper premolars with a small inner cusp. The exact locality where this animal was found is not given by Peters who only states it came from Madagascar. The type is unique.






*MIXOCEBUS CANICEPS*.

No. 4687 Berlin Mus. Coll. Type.  $\frac{1}{2}$  larger than Nat. Size.







ALTILEMUR THOMASI.

No. 91.11.30.3. Brit. Mus. Coll.  $\frac{1}{2}$  larger than Nat. Size.

## GENUS \*ALTILILEMUR. FAT-TAILED LEMURS.

$$I. \frac{2-2}{2-2}; C. \frac{1-1}{1-1}; P. \frac{3-3}{3-3}; M. \frac{3-3}{3-3} = 36.$$

Tail conical, thickened at base; rostrum exceedingly broad for its length, with long narrow nasals, rounded on tip; braincase long, wide posteriorly, with considerable intertemporal constriction; zygomatic arches wide; orbits large; palate very broad posteriorly; molars rather large with three cusps, two outer and one inner; first and second pre-molar canine-like in both jaws; the first lower premolar much larger than the others; the third shortest with one low interior cusp.

The species included here in this genus have been usually placed in *Opolemur* Gray, which had for its type and only species CHEIROGALEUS (!) MAJOR E. Geoffroy. There was, indeed, at the time Gray instituted his genus another described species, C. CROSSLEYI Grandidier, which should have been included, but it was evidently unknown to Gray, as he makes no mention of it, and for him *Opolemur* (!) was a monotypical genus. Unfortunately for the scientific standing of Gray's genus, E. Geoffroy had proposed in 1812 for his *mili*, previously named MAJOR, the genus CHEIROGALEUS (!) and this fact was perfectly well known to Gray, who gives *Cheirogaleus* (!) *mili* Geoff., as one of the species in his Catalogue of Monkeys, Lemurs, etc., p. 77. In establishing the genus *Opolemur* (!), Gray, as was frequently customary with him, ignored the writings of previous authors, and here adopted for his type a species already the type of another described genus. This procedure deprives *Opolemur* (!) of all scientific standing, and reduces the term to a pure synonym of CHEIROGALEUS (!) Geoff., and its farther employment as a generic name is prohibited. This leaves the two species *C. samati* = A. MEDIUS, and *C. THOMASI* without a genus, and I propose therefore for them the generic term ALTILILEMUR, with A. MEDIUS (E. Geoff.), as its type.

Only two species of ALTILILEMUR are known; the type just named, and THOMASI Major, both heretofore placed in *Opolemur* (!), although that term was applied to species possessing different generic characters from those exhibited by the forms now placed under the newly created name.

---

\*Altilis. Fatted or Fattening, alluding to the often enlarged base of tail.

## LITERATURE OF THE SPECIES.

1812. *E. Geoffroy St. Hilaire, in Annales du Muséum d'Histoire Naturelle, Paris.*  
A drawing by Commerçon was reproduced in this publication and given the name CHEIROGALEUS (!) MEDIUS. A specimen in the Paris Museum was identified by Grandidier as Geoffroy's species, and its locality given as Bourbon, Madagascar.
1868. *Grandidier, in Revue et Magazin de Zoologie.*  
ALTILILEMUR MEDIUS (Geoff.), redescribed as *C. samati*, and by this latter name the species is universally known.
1894. *Forsyth Major, in Novitates Zoologicae.*  
ALTILILEMUR THOMASI is described for the first time as *Opolemur* (!) *thomasi*.

## GEOGRAPHICAL DISTRIBUTION OF THE SPECIES.

The two known species of ALTILILEMUR are both natives of Madagascar. They are fairly large animals with tails nearly as long as the head and body. The base of the tail becomes very large by laying on of fat before the creatures hibernate, and it is on this they subsist during the period they remain in a dormant condition. Their range on the Island of Madagascar, so far as known, is very restricted, *A. MEDIUS* having been found only at Bourbon on the west coast, and *A. THOMASI* at Fort Dauphin on the south east coast. Both species are rare in collections.

## KEY TO THE SPECIES.

- A. Black ring around eyes separated by a white stripe.  
a. Tail above dark gray washed with ferruginous. . . . . *A. medius*.  
b. Tail above pale rufous or rusty. . . . . *A. thomasi*.

## ALTILILEMUR MEDIUS (E. Geoffroy).

*Cheirogaleus* (!) *medius* E. Geoff., Ann. Mus. Hist. Nat. Paris, XIX, 1812, p. 172, pl. X, fig. 2; Mivart, Proc. Zool. Soc. Lond., 1873, p. 492.

*Chirogaleus* (!) *samati* Grand., Rev. Mag. Zool., 1868, p. 49; Mivart, Proc. Zool. Soc. Lond., 1873, p. 492.

*Opolemur* (!) *samati* F. Major, Novit. Zool., I, 1894, p. 18; Forbes, Handb. Primates, I, 1894, p. 62.

*Microcebus samati* Kollm., Bull. Mus. Nat. Hist. Nat., Paris, 1910,  
No. 6, p. 302.

SAMAT'S FAT-TAILED LEMUR.

*Type locality.* Bourbon, west coast of Madagascar. Type in Paris Museum?

*Genl. Char.* Size small, tail long, thick at base; fur thick, woolly; nose short, broad.

*Color.* Above dark gray washed with ferruginous, hair tipped with silver gray; a circle around the eyes, extending on to sides of nose blackish brown; between eyes white; cheeks, chin, throat and under surface of body, and inner side of limbs yellowish white, in some examples fulvous; tail above like back, beneath yellowish white. Ex type? *C. samati* in Paris Museum.

*Measurements.* Total length about 352; tail, 161; foot, 36. Skull: occipito-nasal length, 42; Hensel, 34; zygomatic width, 27; intertemporal width, 12; palatal length, 15; width of braincase, 21; nasals, 13; length of upper tooth row with canines, 19; length of mandible, 25; length of molar series, 12. Ex British Museum Specimen, Morondava, Madagascar.

The cheeks and under parts of the type have faded almost to a white, but the upper parts retain most of their original color. The ticket on the specimen states that the species is the "*Chirogaleus medius* (Geoff.), *C. samati* (Grand.), Type," from which I infer it is Grandidier's type and not Geoffroy's. The example was procured by Grandidier at Bourbon, West coast of Madagascar. Mivart states, (l. c.) that Prof. A. Milne-Edwards informed him that *C. samati* Grandid., was the same as *C. MEDIUS* E. Geoffroy.

E. Geoffroy's type of *C. MEDIUS*, if the one above mentioned is not it, is not in the collection of the Paris Museum.

#### ALFILILEMUR THOMASI Major.

*Opolemur* (!) *thomasi* F. Major, Novit. Zool., I, 1894, p. 20,  
pl. I, fig. 1, pl. II, fig. 2; Forbes, Handb. Primates, I, 1894,  
p. 63.

THOMAS' FAT-TAILED LEMUR.

*Type locality.* Fort Dauphin, south east coast of Madagascar. Type in British Museum.


*Geogr. Distr.* Known only from type locality.

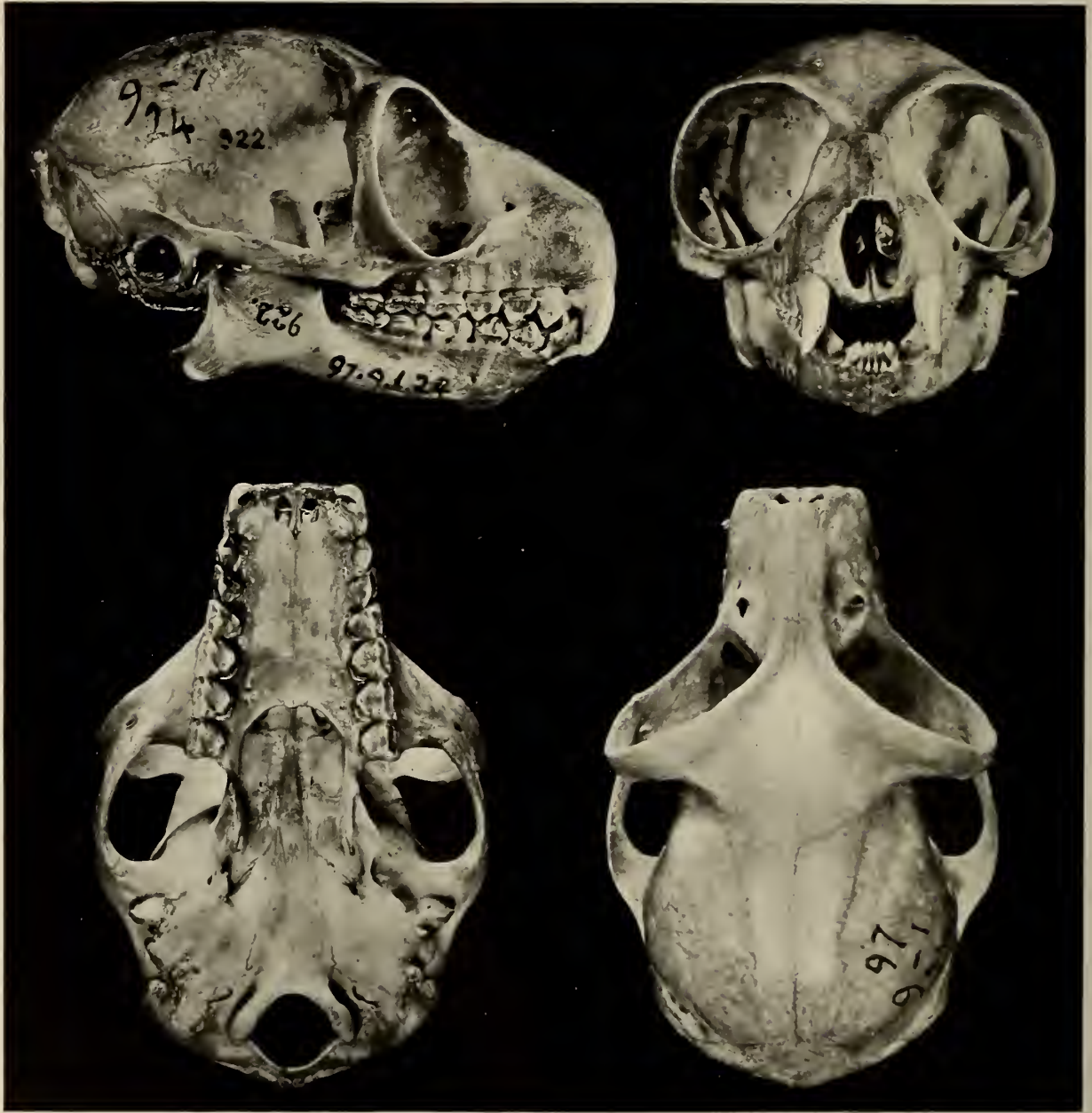
*Genl. Char.* Similar to *A. MEDIUS*; posterior upper premolar broader than the second and larger than in *A. MEDIUS*; middle premolar without inner cusp; nasals keeled on middle line.

*Color.* Head and upper parts of body brownish gray, hairs tipped with silver gray, top of head darkest; semi-white ring around the neck; white stripe between eyes reaching to nose pad; black ring around eyes; chin, throat and entire under parts, and inner side of limbs, yellowish white; hands and feet grayish white; tail above pale rufous, beneath gray washed with rusty. Ex type British Museum.

*Measurements.* Total length, 427; tail, 217; foot, 35. Skull: occipito-nasal length, 43; Hensel, 36; zygomatic width, 29; intertemporal width, 12.5; palatal length, 17; breadth of braincase, 20; median length of nasals, 14; length of upper molar series, 12; length of mandible, 28; length of lower molar series, 13. Ex type British Museum.







LEPIDOLEMUR MUSTELINUS.

No. 97.9.1.24. Brit. Mus. Coll.  $\frac{1}{2}$  larger than Nat. Size.

## GENUS LEPIDOLEMUR. SPORTIVE LEMURS.

$$I. \frac{0-0}{2-2}; \quad C. \frac{1-1}{1-1}; \quad P. \frac{3-3}{3-3}; \quad M. \frac{3-3}{3-3} = 3^2.$$

**LEPILEMUR** (sic.), I. Geoff., Cat. Meth. Mamm. Mus. Hist. Nat. Paris, 1re Part., 1851, p. 75. Primates. Type *Lepilemur* (!) *mustelinus* I. Geoffroy.

*Lepidolemur* Peters, Monatsb. K. Preuss. Akad. Wiss. Berlin, 1874, p. 690.

*Galeocebus* Wagn., Schreb., Säugth. Suppl., V, 1855, pp. XII, 147.

Smaller in size than the true Lemurs (genus *Lemur*); head conical; ears large, round, hairless; tail shorter than body; fourth finger and fourth toe longest; nails keeled, that of the great toe large and flat. Skull: nose long; no upper incisors as a rule; canines large with a posterior heel, and internal groove; no diastema between canine and first premolar; the latter tooth has one exterior cusp only; the next two molars have both an interior and exterior cusp; the last molar has three cusps; all the molars have a rudimentary hind cusp largest in last molar; lower first premolar large, resembling canines, with a process on anterior margin; last molar with one exterior cusp; the median molar with one external and one internal cusp. Palate extending to middle of last molar. Mastoids much enlarged and swollen. Sagittal ridge present. Space between orbits, and in front of lacrymal foramen, depressed. Feet only slightly elongate. No *os centrale* in wrist.

This genus was instituted by I. Geoffroy (l. c.) for the reception of his *L. MUSTELINUS*, at that time the only species belonging to it that was known. Since then others have been discovered and seven are now recognized. *LEPIDOLEMUR* has been thoroughly investigated by St. George Mivart in his excellent paper on the *LEMURIDÆ* and its characters plainly given; and he failed to find that its affinities had any marked relationship with any other genus, although it approximates to *Hapalolemur* = *MYOXICEBUS*, more nearly than to any other. The teeth are peculiar and recall those of *INDRIS*. They are arranged in nearly parallel lines, and there are no incisors in the upper jaw. The first lower premolars are large, similar to canines in shape with one external cusp, and the last lower molar has a large fifth cusp. The

angle of the mandible is produced downwards as well as backwards. The navicular bone is long and the foot thereby lengthened.

The species, like all those of the LEMURIDÆ, are nocturnal and live in trees, and are agile in their movements. But little is known of their habits, and certain of the species are represented by the unique types in Museums only. The genus is divided into two groups arranged according to size e. g. large or small, the first containing three species, the latter four. When a number of examples have been assembled together, much variation in color is seen to exist among the older forms, but whether an equal diversity will be found on the species more recently described it is impossible to state at present. All the species thus far discovered are natives of Madagascar.

#### LITERATURE OF THE SPECIES.

1851. *I. Geoffroy Saint Hilaire, Catalogue des Primates. Première Partie Mammifères.*  
LEPIDOLEMUR MUSTELINUS, genus and species described.
1867. *Grandidier, in Revue et Magasin de Zoologie.*  
LEPIDOLEMUR RUFICAUDATUS first described.
1870. *J. E. Gray, Catalogue of Monkeys, Lemurs and Fruit-eating Bats, in the British Museum.*  
LEPIDOLEMUR MUSTELINUS redescribed as *L. dorsalis*.
1894. *Forsyth-Major, in Forbes Handbook of Primates.*  
Four species are here described for the first time, viz., L. MICRODON, L. EDWARDSI, L. GLOBICEPS and L. GRANDIDIERI.
1894. *Forsyth-Major, in Annals and Magazine of Natural History.*  
LEPIDOLEMUR LEUCOPUS described.

#### GEOGRAPHICAL DISTRIBUTION OF THE SPECIES.

On the eastern coast of Madagascar L. MUSTELINUS is found from Mt. Ambre in the north to Fort Dauphin in the south; and in the eastern districts of Betsileo Province, Central Madagascar, L. MICRODON is met with. At Fort Dauphin in the southeastern part of the island, L. LEUCOPUS was obtained. Passing to the opposite side of Madagascar at Betseko on the northwestern part L. EDWARDSI was procured; and somewhere in this part, locality not given by its discoverer, L. GRANDIDIERI comes; in the southwestern part from Marinda to Masi-kora, L. RUFICAUDATA ranges, and in the same section at Ambulicata, L. GLOBICEPS is found. It will be seen that several of the species are

limited to one locality, and this is on account of the limited number of examples procured, as all the species obtained by Forsyth-Major save one, *L. MICRODON*, were represented by only one specimen. The distribution of these, therefore, is still to be ascertained.

## KEY TO THE SPECIES.

- A. Size small.
- a. Feet not white.
    - a.' "Tail drab color" .....*L. globiceps*.
    - b.' "General color cinnamon" .....*L. grandidieri*.
  - b. Feet white .....*L. leucopus*.
- B. Size large.
- a. Upper parts chestnut or grayish red.
    - a.' Without stripe on side of neck. ....*L. mustelinus*.
    - b.' With stripe on side of neck .....*L. microdon*.
  - b. Upper parts reddish brown or reddish gray.
    - a.' No dorsal line .....*L. ruficaudatus*.
    - b.' Dorsal line conspicuous from forehead. ....*L. edwardsi*.

Not having seen a specimen of either *L. GLOBICEPS* or *L. GRANDIDIERI*, I am obliged to take such distinctive characters as I could find in the brief and unsatisfactory descriptions given of these species by Forbes, (l. c.).

**LEPIDOLEMUR GLOBICEPS Major.**

*Lepidolemur globiceps* Forsyth-Major, in Forbes Handbook of Primates, I, 1894, p. 89.

"Char. The smallest of the Sportive Lemurs. Similar to *LEPIDOLEMUR RUFICAUDATUS*, but less rufous down the fore limbs; the tail drab color."

"Skull very characteristic; the braincase broad, high, and globose, the facial region short; the premaxillæ more reduced than in any other species; the external auditory channel very large; the occipital region less vertical than in the species of Section A. Distribution, Ambulisatra, southwest Madagascar."

I have not seen this species, as the type, the only known example, could not be found in the British Museum. The extract quoted above is all that is known of the animal.

**LEPIDOLEMUR GRANDIDIERI Major.**

*Lepidolemur grandidieri* F. Major, in Forbes Handb. Primates, I, 1894, p. 89; *Id.* Proc. Zool. Soc. Lond., 1901, p. 259, fig. 67.

*Lepilemur* (!) *mustelinus* Gray, Proc. Zool. Soc. Lond., 1863, p. 144, (nec I. Geoff.).

**GRANDIDIER'S SPORTIVE LEMUR.**

*Type locality.* North west Madagascar, locality not given.

Type not in British Museum.

*Geogr. Dist.* North west Madagascar.

*Genl. Char.* "Skull remarkable for the large size of its orbits, and for the anterior convergence of its upper dental cheek-series being greater than in the other members of the group."

*Color.* "General color cinnamon; head grayish; an indistinct median dorsal streak from the forehead along the back; inner side of the limbs and under side of the body yellowish gray." Ex Forbes (l. c.).

*Measurements.* Skull: occipito-nasal length, 49; Hensel, 42; zygomatic width, 32; intertemporal width, 19; palatal length, 19; breadth of braincase, 24; median length of nasals, 11; width of palate between last molar, 10; length of mandible, 35; length of lower tooth row, 20; length of upper tooth row, 19. Ex type British Museum.

I have not seen this species as the unique type could not be found in the British Museum. The skull however was in the collection and the measurements were taken from it.

**LEPIDOLEMUR LEUCOPUS Major.**

*Lepidolemur leucopus* F. Major, Ann. Mag. Nat. Hist., XIII, 1894, p. 211; Forbes, Handb. Primates, I, 1894, p. 89, pl. IX.

**WHITE-FOOTED SPORTIVE LEMUR.**

*Type locality.* Fort Dauphin, south east Madagascar. Type in British Museum.

*Geogr. Distr.* Southeastern Madagascar. Type locality only.

*Genl. Char.* Ears large; tail shorter than the body. Skull long and broad; mastoid region greatly inflated; palate long; tooth row short; molars small, slender.

*Color. Male.* Nose pale gray; head iron gray with a dark brown median stripe; neck, shoulders, and outer side of arms pale rufous; upper rump pale cream buff; rest of upper parts and outer side of legs chinchilla gray; a dark brown stripe from neck to rump; spot under the ear rufous, cheeks gray tinged with rufous; chin white; rest of under

parts and inner side of limbs yellowish white; hands rufous gray; feet white; tail rusty gray above and below. Ex type British Museum.

*Measurements.* Total length, about 540; tail, 265; foot, 57. Skull: occipito-nasal length, 50; Hensel, 40; zygomatic width, 35; intertemporal width, 19; palatal length, 18; width of braincase, 25.5; median length of nasals, 11; length of upper molar series, 12; length of mandible, 34; length of lower molar series, 18.

A rather easily distinguished species and one of the prettiest of the group, its chinchilla coloring and white feet making it quite conspicuous among its more somber-hued relatives.

### LEPIDOLEMUR MUSTELINUS I. Geoffroy.

*Lepilemur* (!) *mustelinus* I. Geoff., Cat. Primates, 1851, p. 76; Gray, Proc. Zool. Soc. Lond., 1863, p. 244; Mivart, Proc. Zool. Soc. Lond., 1864, pp. 623-642; 1867, p. 971; 1873, p. 489, 490, figs. 7, 8; Schleg. and Pollen, Faun. Madag. Mamm., 1868, p. 10, pls. IV, VI, fig. 3; Gray, Cat. Monkeys, Lemurs and Fruit-eating Bats, Brit. Mus., 1870, pp. 88, 135; *Id.* Proc. Zool. Soc. Lond., 1872, p. 851; Mivart, Proc. Zool. Soc. Lond., 1873, pp. 486-490, figs. 1-8; Schleg., Mus. Pays-Bas, Simiæ, 1876, p. 317; Barth., Proc. Zool. Soc. Lond., 1879, p. 768; von Bardeleb., Proc. Zool. Soc. Lond., 1894, p. 86.

*Galeocebus mustelinus* Fitzing., Sitzungs. Metth. Naturw. Akad. Wissensch. Wien, 1870, p. 664.

*Lepilemur* (!) *dorsalis* Gray, Cat. Monkeys, Lemurs and Fruit-eating Bats, Brit. Mus., 1870, p. 135.

*Hapalemur* (*Lepilemur*!) *dorsalis* Trouess., Cat. Mamm., p. 136.

*Lepidolemur mustelinus* Forbes, Handb. Primates, I, 1894, p. 86; F. Major, Proc. Zool. Soc. Lond., 1901, pp. 257, 258, figs. 63, 64, 65; Elliot, Cat. Mamm. Field Columb. Mus., VIII, 1906, p. 347, Zool. Ser.

**WEASEL LEMUR.** Native name "Fitoliki."

*Type locality.* Madagascar. Type in Paris Museum.

*Geogr. Distr.* Entire length of east coast of Madagascar from Fort Dauphin to Mt. Ambre.

*Genl. Char.* Fur woolly; ears rounded, haired only at base externally; hairs of tail short; dorsal stripe on type very indistinct. Skull large, heavy; braincase small, rounded; facial region long; orbits very large; os planum distinct; molars large; anterior upper pre-molar not like a canine; last lower molar with large fifth cusp; anterior portion of each molar produced forwards, overlapping posterior portion

of teeth in front; posterior margin of palate level with anterior edge of last upper molar; premolars with one external cusp; fourth digit longest; tail more than half the total length.

*Color.* Top of head dark brown, hairs tipped with grayish white; lower sides of neck above shoulders dark rufous; entire upper part reddish, becoming paler on rump, but brighter on flanks; dorsal stripe from neck to middle of back very indistinct on lower back; outer side of arms like back; legs paler and duller; chin and throat white; under parts buffy; inner side of limbs mouse gray; tail at base like back, middle portion sooty, apical portion reddish brown. Ex type in Paris Museum.

The *L. DORSALIS* Gray, is the same as *L. MUSTELINUS*. The type is in the collection of the British Museum, and may be described as follows. Top and back of head grizzled grayish brown with an indistinct dark brown stripe in the middle of the crown; upper part of body reddish brown; on the lower back the tips of the hairs have all been worn away leaving only the blue under fur visible; shoulders and outer side of limbs like the back; under part of body and inner side of limbs grayish fulvous, the plumbeous under fur showing through in many places; hands reddish brown, feet paler brown; tail above bluish gray on basal half, (tips of hairs worn away), pale rufous on apical half, beneath pale rufous. This type specimen is slightly smaller than Geoffroy's type, and its tail a little longer, but the color of the upper parts and texture of the fur is very like *L. MUSTELINUS*. The skull of the type of *L. dorsalis* had been mislaid and I did not see it.

Another specimen in the British Museum attributed to *L. dorsalis* has lost nearly all the reddish tips of the hairs, and is nearly a plumbeous color, but gray on head and between the shoulders, while a brown stripe extends from the forehead to the middle of the back. Gray states there is no dorsal stripe, and his type has none, but in these animals the absence or presence of a dorsal stripe may be regarded more as an individual than an important specific character, as its depth and distinctness varies greatly among examples. The tail is somewhat darker. I am unable to discover any character by which these specimens can be separated from *L. MUSTELINUS*. The skull of this last individual measures as follows: occipito-nasal length, 49; Hensel, 40; zygomatic width, 35; intertemporal width, 18; palatal length, 17; width of braincase, 30; median length of nasals, (broken); length of upper molar series, 20; mandible wanting. A specimen in the Paris Museum is very red on back, and tail red on basal half, rest dark brown.



Another example is pale reddish brown on upper parts, the tail buff washed with reddish. There is great variation among individuals. Little is known of the habits of this species, but according to Schlegel and Pollen (l. c.) it resembles in these respects those of *M. FURCIFER*, and these two species are often seen together. It is very stupid and lazy, more so than *M. GRISEUS*, and the natives say they often kill it in the day time with sticks. It will eat flesh.

### LEPIDOLEMUR MICRODON Major.

*Lepidolemur microdon* F. Major, in Forbes Handb. Primates, I, 1894, p. 88; von Bardeleb., Proc. Zool. Soc. Lond., 1894, p. 358; F. Major, Proc. Zool. Soc. Lond., 1899, p. 429, fig. 6; Elliot, Cat. Mamm. Field Columb. Mus., VIII, 1906, p. 547, Zool. Ser.

#### SMALL-TOOTHED SPORTIVE LEMUR.

*Type locality.* Eastern district of Betsileo Province, Central Madagascar. Type in British Museum.

*Geogr. Distr.* Eastern district of Betsileo Province, Central Madagascar.

*Genl. Char.* Similar outwardly to *L. MUSTELINUS*, but molars very small; premolars of usual size; palate longer than that of the species compared.

*Color. Male.* Head, back, shoulders, outer side of arms, and front of thighs, chestnut; lower part of back at rump paler; blackish brown stripe from crown to middle of back; outer side of legs rufous; in one specimen this part is like the back; in most examples there is a narrow ochraceous stripe from the cheeks to back of neck, but this is only partly shown in the type; throat and fore neck dark gray; chest chestnut; under parts of body and inner side of limbs yellowish gray. The type has lost the tip of the tail, the portion remaining is russet; but the entire tail taken from other specimens has the basal half chestnut and the remaining portion blackish brown. The type is not in as richly colored pelage as are specimens procured by Dr. Forsyth-Major. It was obtained by W. D. Cowan in the Ankapana Forest, Eastern Betsileo, Madagascar.

*Measurements.* Size about equal to *L. MUSTELINUS*. Skull: occipito-nasal length, 58; Hensel, 49; zygomatic width, 38; intertemporal breadth, 21; palatal length, 22; median length of nasals, 19; width of braincase, 29; length of upper molar series, 21; length of mandible, 40; length of lower molar series, 22. Ex type British Museum. The teeth are remarkable for the small size of the molars, hence the name.

**LEPIDOLEMUR RUFICAUDATUS** Grandidier.

*Lepilemur* (!) *ruficaudatus* Grandid., Rev. Mag. Zool., 1867, p. 256; Mivart, Proc. Zool. Soc. Lond., 1867, p. 971; Gray, Proc. Zool. Soc. Lond., 1872, pp. 851, 855; Forbes, Primates, I, 1894, p. 87.

*Lepilemur* (!) *pallidicauda* Gray, Proc. Zool. Soc. Lond., 1872, p. 850.

**RED-TAILED SPORTIVE LEMUR.**

*Type locality.* Morondava, Madagascar.

*Geogr. Distr.* South western Madagascar from Marinda to Masi-kora. Type in Paris Museum.

*Genl. Char.* Smaller than *L. MUSTELINUS*; nasal region short; ears ovate, haired; tail long; orbits small. Skull massive, broad for its length, muzzle short.

*Color.* Head dark grayish brown; upper parts of body pale reddish gray; shoulders and outer side of arms reddish brown; outer side of hind limbs, pale gray washed with brown on outer edge of thigh above the knee; chin and breast gray; rest of under parts, and inner side of limbs whitish or yellowish white; hands reddish brown, feet paler brown, toes whitish; tail reddish brown darker than the rump; apical part of ears naked, black, remainder hairy like head; dorsal line indistinctly reddish.

*Measurements.* Total length about 560; tail, 280. Skull: occipito-nasal length, 55; Hensel, 42; zygomatic width, 38; intertemporal width, 19; median length of nasals, 14; length of upper molar series, 21; length of mandible, 41; length of lower molar series, 21.

There are several mounted specimens of this form in the Paris Museum, all of which, according to the regrettable custom prevailing in that Institution are marked as "types." Some are greatly faded and show but little of the original coloring, and which one is the real type it is impossible to say. The one described was procured by Grandidier at Morondava, Madagascar, in 1869, and is of course not the true type, but a co-type. The probably real type taken at the same place in 1867 is so faded that but a faint idea of its original coloring can be obtained. The chief difference between this form and *L. MUSTELINUS* is in the shape and proportion of the skull. Three or four skins, however, in the collection in the drawers, still retain the original coloring.

*Lepilemur* (!) *pallidicauda* Gray, is the same as *L. RUFICAUDATUS*. Why Gray should have described it as distinct is difficult to imagine for he states, (l. c.) that, "this animal was sent to us by Mr. Frank of Amsterdam as *LEPILEMUR* (!) *RUFICAUDATUS* Grandidier," and then he

gives Grandidier's short description. Surely there was no reason to confer upon the hapless animal a new name. Gray's description of the male is short and he gives none of the female, merely making a slight reference to the color of the tail. The following description is taken from this female. Head gray, hairs tipped with black; back grayish washed with brown; a reddish brown (not very distinct), stripe on middle of back; rump buff or pale fawn; shoulders and arms reddish brown; outer side of legs pale gray; entire under parts and inner side of limbs yellowish white; hands rufous, feet gray; tail above dark brown, beneath basal half yellowish white, remainder pale cinnamon.

Measurements of the male's skull are as follows. Occipito-nasal length, 56; Hensel, 45; zygomatic width, 37; intertemporal width, 17; palatal length, 21; width of braincase, 27; median length of nasals, 14; length of upper molar series, 21; length of mandible, 41; length of lower molar series, 23.

It will be seen that there is very little difference in the measurements between this skull and that of the male given above.

#### LEPIDOLEMUR EDWARDSI Major.

*Lepidolemur edwardsi* F. Major, Forbes, Handb. Primates, I, 1894, p. 87.

MILNE-EDWARDS' SPORTIVE LEMUR.

*Type locality.* Betseko, north west Madagascar. Type in British Museum.

*Geogr. Distr.* Northwestern Madagascar.

*Genl. Char.* Skull long, narrow; orbits small; mastoid region inflated; molars and premolars large.

*Color.* Head above, and upper part of neck gray, hairs tipped with reddish; nose reddish; dark brown stripe behind ears; back grayish brown, with a reddish brown patch in the center of the back; dark brown streak from center of forehead to middle of back; shoulders and outer side of arms reddish brown; outer side of legs gray washed with brown; lower sides of neck, chin, throat, under parts of body and inner side of limbs grayish white; hands reddish, feet gray; tail cinnamon. Ex type British Museum.

*Measurements.* Total length about 660; tail, 300. Skull: occipito-nasal length, 55; Hensel, 49; zygomatic breadth, 37; intertemporal width, 19; palatal length, 23; width of braincase, 25; median length of nasals, 15; length of upper molar series, 22; length of mandible, 41; length of lower molar series, 20. Ex type British Museum.

## GENUS MYOXICEBUS. GENTLE LEMURS.

I.  $\frac{2-2}{2-2}$ ; C.  $\frac{1-1}{1-1}$ ; P.  $\frac{3-3}{3-3}$ ; M.  $\frac{3-3}{3-3} = 36$ .

**MYOXICEBUS** (!) Less., Spec. Mamm., 1840, p. 207. Type *Lemur griseus* Geoffroy.

*Hapalemur* (!) I. Geoff., L'Institut., 19 Ann. No. 929, p. 341, footnote, 1851; *Id.* Cat. Primates, 1851, p. 74.

*Prolemur*. Gray, Proc. Zool. Soc. Lond., 1870, p. 828, pl. LII, figs. 1-4.

Head globose; muzzle short, tapering; ears short, hairy; hind limbs longer than fore limbs, feet short, broad; tail hairy, as long as body. Skull: facial portion short, narrow; nasal bones arched; pre-molar small; paroccipital processes small, distinct, laterally compressed, pointed; braincase rounded, without crests; palate reaching to middle of last molar; mastoid region not inflated; mandible with large angle produced downward, inward and backward. Upper incisors very small, subequal; canines small, with a narrow diastema between them and first premolar; this last tooth has but one cusp; the last premolar has one inner and two outer cusps united by a ridge; cingulum prominent externally, internally rudimentary; last upper molar tricuspidate. All these teeth are serrated. The molars have one inner and two outer cusps not connected by a ridge, with a cingulum having an external cusp. The first and second lower premolars are oblique, the second having one outer and one inner cusp; posterior premolar has three outer and two inner cusps, with transverse ridges between the inner and outer cusps. All these teeth except the molars are serrated like those in the upper jaw. Wrist without *os centrale*.

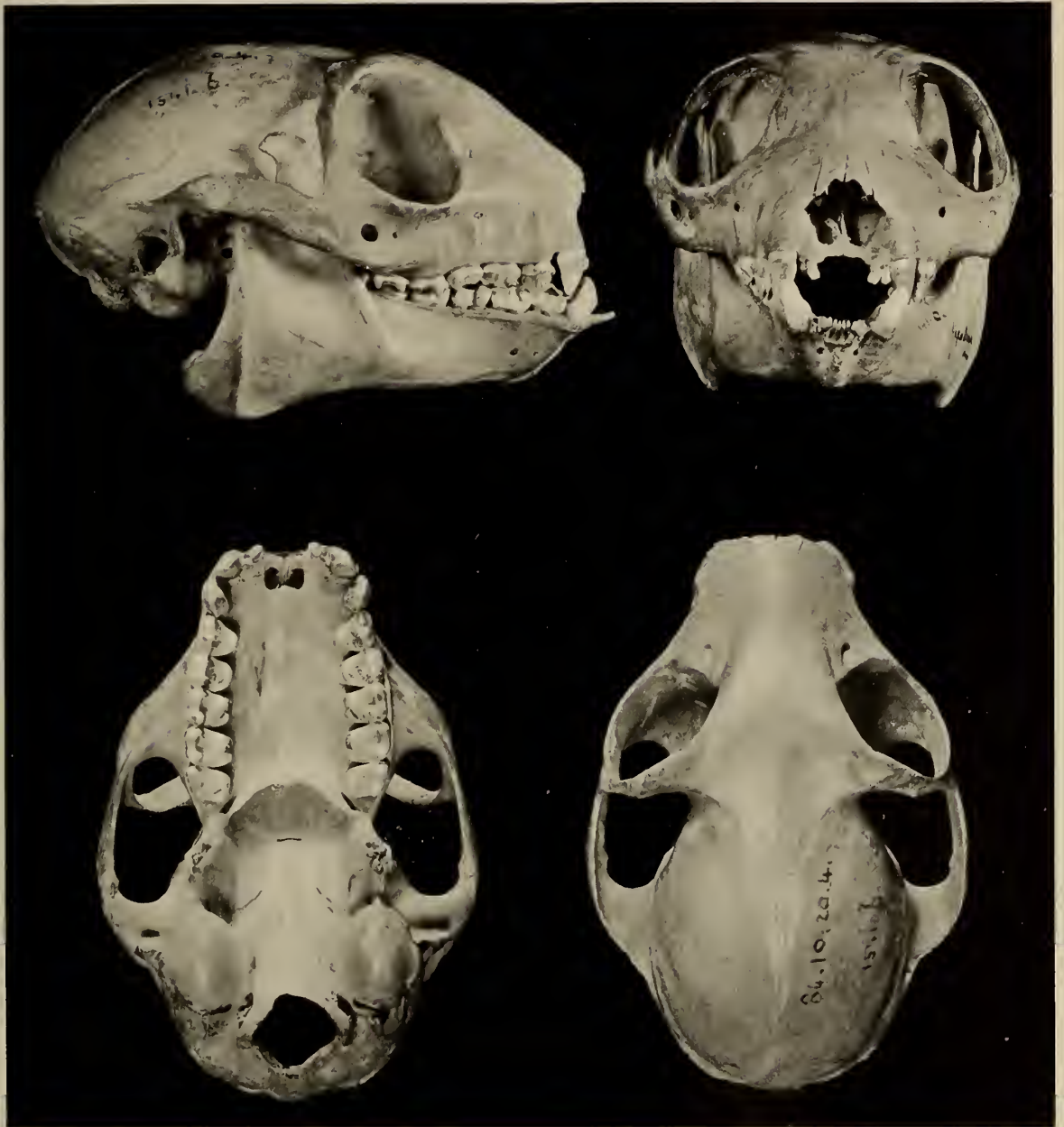
## LITERATURE OF THE SPECIES.

1796. E. Geoffroy St. Hilaire, in *Magasin Encyclopédique*.

MYOXICEBUS GRISEUS first described as *Lemur griseus*; and the same species redescribed as *Lemur cinereus*.

1840. R. P. Lesson, *Species des Mammifères Bimanes et Quadrumanes*.

The genus MYOXICEBUS was instituted here, and two species placed in it, which were, however, not co-generic. LEMUR



MYOXICEBUS SIMUS.

No. 84.10.20.4. Brit. Mus. Coll. Nat. Size.



GRISEUS E. Geoff., which is the type, and HEMIGALAGO DEMI-DOFFI.

1851. *I. Geoffroy St. Hilaire, Catalogue Méthodique de la Collection des Mammifères.*

In this publication a list is given of the species and examples contained in the Paris Natural History Museum. M. GRISEUS is removed from the genus LEMUR and placed in that of *Hapalemur* (!) here originally instituted, the writer either having been ignorant of Lesson's genus MYOXICEBUS or having disregarded it. A new species is first described M. OLIVACEUS as *Hapalemur* (!) *olivaceus*.

1870. *J. E. Gray, Catalogue of Monkeys, Lemurs and Fruit-eating Bats, in the Collection of the British Museum.*

MYOXICEBUS SIMUS first described as *Hapalemur* (!) SIMUS.

#### GEOGRAPHICAL DISTRIBUTION OF THE SPECIES.

On the eastern coast of Madagascar from the Bay of Antongil to and including Betsileo Province, M. SIMUS has its range; while in the same Province is found M. GRISEUS which also appears in the north west part of the island to Ifassy. The known locality for M. OLIVACEUS, so far as I have been able to discover is Ampazenanbe, where an example was procured by M. Lentz, and which is now in the Paris Museum.

#### KEY TO THE SPECIES.

- A. Rostrum long, slender.  
 a. General color dark ochraceous ..... *M. griseus*.  
 b. General color olive brown tinged with reddish. . . . . *M. olivaceus*.  
 B. Rostrum broad, truncate ..... *M. simus*.

#### MYOXICEBUS GRISEUS (E. Geoffroy St. Hilaire).

*Lemur griseus* E. Geoff., Mag. Encyclop., 1796, p. 48; Audeb., Hist. Nat. Singes et Makis, 1797, p. 18, pl. VII; Shaw, Genl. Zool., 1800, p. 113; Fisch., Anat. Maki, 1804, p. 24; Less., Man. Mamm., 1827, p. 68; *Id.* Spec. Mamm., 1840, p. 218; van d. Hoev., Tijdsch., Natur. Geschied., 1844, p. 383.

*Lemur cinereus* E. Geoff., Mag. Encyclop., 1796, p. 48.

*Mioxicebus* (!) *griseus* Less., Spec. Mamm., 1840, p. 218.

*Hapalemur* (!) *griseus* I. Geoff., Cat. Primates, 1851, p. 74; Gray,

Proc. Zool. Soc. Lond., 1863, p. 142; 1872, p. 851; Mivart, Proc. Zool. Soc. Lond., 1864, p. 613; Schleg. and Pollen, Faun. Madag., 1868, p. 611, pls. III, VII, fig. 4a, \*(Skull); Schleg., Mus. Pays-Bas, Simiæ, 1876, p. 361; Jent., Notes Leyd. Mus., VII, 1885, p. 33, pls. I-II; Bedd., Proc. Zool. Soc. Lond., 1884, pp. 391-394, 396, 399; 1887, p. 369, fig.; A. Milne-Edw. and Grandid., Hist. Nat. Madag., Atl., II, 1890, pl. XXIID, fig. 2; Forbes, Handb. Primates, I, 1894, p. 81.

*Microcebus griseus* Schinz, Syn. Mamm., I, 1844, p. 107.

*Hapalolemur griseus* Sclat., Proc. Zool. Soc. Lond., 1863, p. 161; Fitzing., Sitzungsber. Metth. Natur. Akad. Wiss. Wien, 1870, p. 652; Elliot, Cat. Mamm. Field Columb. Mus., VIII, 1906, p. 547, fig. LXXVII, Zool. Ser.

GRAY GENTLE LEMUR. Native name *Bokomboula*. (Schleg. and Pollen).

*Type locality*. Madagascar. No locality given. Type in Paris Museum.

*Geogr. Distr.* Eastern side of Betsileo Province, and northwest side to Ifassy, Madagascar.

*Genl. Char.* Teeth serrated; broad pad beneath great toes; spines on forearm above wrist.

*Color.* Nose covered with white hairs; spot over eyes grayish; top of head, neck, upper part of body, and outer side of limbs dark ochraceous, the hairs black tipped; sides of head wood brown or drab; throat and chest grayish white with a reddish tinge; rest of under parts dark orange buff; hands and feet blackish brown; tail dark grayish brown, the hairs being yellowish at base, then black, the basal coloring showing through.

*Measurements.* Total length, 730; tail, 365. Skull: occipito-nasal length, 58; Hensel, 47; intertemporal width, 19; zygomatic width, 34; median length of nasals, 110; palatal length, 21; width of braincase, 27; length of upper molar series, 22; length of mandible, 39; length of lower molar series, 19. Ex specimen in Berlin Museum from Vohemar, Madagascar.

The type in the Paris Museum is so faded from exposure to the light for more than a century that the original color has disappeared, and a description of the specimen would be useless.

In their account of this species Schlegel and Pollen say, by the natives in the northwest part of Madagascar it is known by the name

---

\*This figure is badly drawn, or does not represent the skull of *M. GRISEUS*. It is altogether too broad, especially the muzzle. See Jentink, (l. c.).



of *Bokomboula*, and it inhabits the forests of bamboo. They found it several journeys from the coast on the banks of the river Ambassuana. This animal remains during the day asleep among the shoots of the highest bamboos, the back curved, the head placed between the thighs, and the tail covering the back. It is strictly nocturnal in its habits, and does not perceive its enemies nor know of the hunter's approach. It feeds on the bamboo leaves, which were always found filling the stomach. It is very lazy during the day, but at night exhibits an activity and agility that is incredible. It utters a feeble grunt similar to that of a pig, but much less pronounced. The young are born in December or January. A young one kept in captivity lived on bananas and cooked rice, but it only ate the latter when forced by hunger. It had the bad habit of gnawing its tail as monkeys often do in captivity. On pointing a finger at it, it flew into a rage, showed its teeth and uttered sharp grunts.

**MYOXICEBUS OLIVACEUS (I. Geoffroy).**

*Hapalemur* (!) *olivaceus* I. Geoff., Cat. Primates, 1851, p. 75; Gray, Cat. Monkeys, Lemurs and Fruit-eating Bats, Brit. Mus., 1870, p. 133; Fitzing., Sitzungsber. Metth. Naturw. Akad. Wissensch. Wien, 1870, p. 654; Bartl., Proc. Zool. Soc. Lond., 1879, p. 768.

*OLIVACEOUS LEMUR.* Native name *Coaline*, (Bartlett).

*Type locality.* Ampazenambe, Madagascar. Type in Paris Museum.

*Geogr. Distr.* Eastern coast of Madagascar from Betsileo Province, and north western parts to Ifassy.

*Genl. Char.* General color olive brown, under parts dark.

*Color.* Top of head, upper parts of body and outer side of limbs of arms grayish brown; rest of under parts pale fulvous; inner side of head behind ears and cheeks grayish; throat and chest, and inner side of arms grayish brown; rest of under parts pale fulvous; inner side of legs grayish tinged with fulvous; tail gray and black mixed, darkest on median portion; hands and feet blackish brown; ears hidden in fur. Ex type Paris Museum.

*Measurements.* Total length about 620; tail, 425. Skull: occipitonasal length, 76.5; Hensel, 52; zygomatic width, 43.6; width of braincase, 32.5; palatal length, 36.7; median length of nasals, 13.4; length of upper molar series, 22.8; length of mandible, 55.2; length of lower molar series, 21. Ex specimen British Museum.

This animal seems separable from *H. GRISEUS*. It is much darker and of quite a different color on both the upper and under parts of the body. The type is in good preservation and has a young one by its side, showing the same coloration. It is not stated in what part of Madagascar it was procured, but a skin in the study collection obtained by M. Lentz is labelled as having been taken at Ampazenambe.

### MYOXICEBUS SIMUS (Gray).

*Hapalemur* (!) *simus* Gray, Cat. Monkeys, Lemurs and Fruit-eating Bats, Brit. Mus. 1870, p. 828, pl. LII, figs. 1-4, (skull); Mivart, Proc. Zool. Soc. Lond., 1873, p. 491, fig. 9; 501, fig. 14; Shaw, Proc. Zool. Soc. Lond., 1879, p. 132; Bartl., Proc. Zool. Soc. Lond., 1879, p. 768; 1884, p. 391; Schlegel, Notes Leyd. Mus., II, 1880, p. 45; Jentink, Notes Leyd. Mus., VII, 1885, p. 33, pl. I, figs. 1, 2, pl. II, figs. 1, 2; Bedd., Proc. Zool. Soc. Lond., 1884, p. 892; Forbes, Handb. Primates, I, 1894, p. 82.

*Prolemur simus* Gray, Proc. Zool. Soc. Lond., 1872, p. 851.

#### BROAD-NOSED GENTLE LEMUR.

*Type locality.* Madagascar. No locality given. Type in British Museum.

*Geogr. Distr.* North east coast of Madagascar. Antongil, (Jentink); Nandisu, Betsileo, (T. Waters. Ex Brit. Mus. spec.).

*Genl. Char.* Size large; nose broad, truncate; ears short, covered with long hairs externally, and on the margin; no spines above wrist.

*Color.* Nose black; top of head, and back and sides of neck rufous; cheeks, and beneath ears buff; lower part of back, sides of body, and outer side of limbs mouse color; yellowish spot on rump; throat, breast, and inner side of limbs pale ochraceous; under side of body yellowish white; hands, feet, and tail blackish gray. Ex type British Museum.

*Measurements.* Skull: occipito-nasal length, 81; Hensel, 63.6; zygomatic width, 65.5; palatal length, 33.2; width of braincase, 48.8; median length of nasals, 29.2; length of upper molar series, 31.3; length of mandible, 60.7; length of lower molar series, 39. Ex type British Museum.

This species has been confounded with *M. GRISEUS* (E. Geoff.), by various writers, and Gray himself thought it might be *M. OLIVACEUS* (I. Geoff.), though he maintained it was not the same as *M. GRISEUS*.

It is a much larger animal than that species, and the skulls if com-

pared would show at once by their great dissimilarity of size, and shape of the muzzle, (one broad and one truncate, the other narrow and pointed), that they represent very distinct species.

There are two specimens in the Paris Museum, marked male and female and named *M. SIMUS*, collected by M. Lentz in the valley of Ambookobe, Madagascar, but which in color, do not resemble Gray's type of the species. Both examples have the very broad nose and muzzle of *M. SIMUS*. The following description was taken from the male specimen. Nose between eyes and on sides black; top of head, neck, and between shoulders, reddish chestnut, the hairs tipped with ochraceous; rest of back, sides of body, outer side of limbs and under parts yellowish gray, tinged with reddish on arms; throat and under side of arms below elbows rusty; hands reddish; feet yellowish gray; tail at base pale red, remainder brownish gray, blackish at tip; muzzle white; ears grayish on long hairs.

It will be seen that this specimen differs greatly in color from the description of the type of *M. GRISEUS* given above, and while both examples have characters that would seem to indicate they belonged to Gray's species, the various differences they exhibit in coloration would show that the form was subject to great diversity in its hues.

Mr. Shaw gives an account of one of these broad nosed Lemurs which he had in captivity (l. c.). It was caught in the higher level forest among the bamboos on the eastern side of Betsileo Province. The outwardly inclined teeth in the lower jaw were used as scrapers and not for biting. Besides these nearly all the teeth were serrated and arranged in opposition so as to intersect, and it could bite off easily the young shoots of the bamboo, and mince up a handful of grass blades and stalks, each bite cutting like a pair of scissors. It feeds nearly throughout the entire day, like most grass-eating animals, and for several months this Lemur was kept chained on the lawn, and it rarely ceased from eating the grass from morning until evening. It disliked fruit and could not be induced to touch it although tempted with various kinds growing in the forest, but was very fond of cooked meat and sugar cane; and through its desire for sugar it was induced to eat cooked rice, which eventually became its chief food. The broad pad on the great toes enabled it to grasp even the smoothest surface firmly. The male's head was round in shape, the female had a more pointed nose. The cry it uttered was at times like that of a duck, but on other occasions was loud and piercing.

## GENUS LEMUR. TRUE LEMURS.

$$I. \frac{2-2}{3-3}; \quad C. \frac{1-1}{0-0}; \quad P. \frac{3-3}{3-3}; \quad M. \frac{3-3}{3-3} = 36.$$

**LEMUR** Linn., Syst. Nat., I, 1758, p. 59; I, 1766, p. 44. Type *Lemur catta* Linnæus.

*Prosimia* Briss., Regn. Anim., 2nd ed., 1762, p. 156.

*Procebus* Storr, Prodr. Meth. Mamm., 1780, p. 32, tab. A.

*Maki* Muirhead, Brewst., Edinb. Encyclop., XIII, 1819, p. 405, (Part.).

*Varecia* Gray, Proc. Zool. Soc. Lond., 1863, p. 135.


Head fox-like; nose elongate; eyes large; superciliary ridges rising above forehead; ears large, tufted; chin and cheeks surrounded with long hair; arms shorter than legs; tail half as long as the body except *L. Catta*; wrists and ankles hairy; outside of the palm of hand, and at base of fingers are fleshy pads; mammæ two, pectoral. Skull: facial portion elongate; mastoid region not inflated; incisors small, subequal, placed in front of canines, which are large and set in a notch on the jaw; all upper molars with an internal cingulum; upper premolars have one exterior cusp, with a supplementary one on the first, and the second premolar has a large interior cusp; the molars except the posterior, have seven cusps, two interior, two exterior, a small supplementary one in front, and two on the ridge between the exterior and anterior cusps; the posterior molar has only a front interior cusp. In the lower tooth row there is a diastema between the canines and the first premolars; these last are higher than the others and have a cutting edge; the lower molars except the last, have five cusps, two outer, two inner and an intermediate one, which is wanting on the last molar, leaving that tooth with but four. Angle of mandible not produced downward.

This genus contains the typical Lemurs, with an elongate face and a somewhat fox-shaped head; the cheeks are usually surrounded by a ruff of lengthened hairs, often passing beneath the chin. The ears are large with tufts on upper parts. Eyes large and round; the arms are not quite so long as the legs; and the tail is usually long, and sometimes inclined to be bushy. Fleshy pads are placed on palms of hands and muscles of the feet, as well as on under side of fingers, which



LEMUR CATTÀ.

No. 75.7.20.10. Brit. Mus. Coll. Nat. Size.



enable the animals to grasp the branch of a tree with great tenacity. In size they are about equal to the house cat, and their fur is thick, sometimes woolly in texture. Not very much is known of their habits in the wild state, but they are not so strictly nocturnal as the species of the other genera of the family, and are seen during the day as well as at night seeking food. They are only found in the Island of Madagascar and the adjacent Comorin Islands. They go in troupes, sometimes of many individuals, are very noisy and live in the forest, one species only, *L. CATTÀ*, frequenting rocky places destitute of trees. They are very agile and their movements are made with great rapidity. Their usual note is a kind of low grunt, but they often utter loud cries. Fruits of various kinds, and insects, bird's eggs and birds themselves, when they can catch them, furnish their principal means of subsistence. During the heat of the day they sleep, the head placed beneath the arms and the tail coiled about the neck. They walk on the hands and feet, both when on the ground or amid the trees, the tail usually carried high up. Great confusion has existed in the many published articles on the species, mainly from a lack of sufficient material by which a correct judgment could be obtained. Much variability occurs in the coloration, individuals of the same species differing greatly in this respect, and in not a few instances the female has been described as a species distinct from the male. In some cases there is wonderful difference in color between the sexes, and in such cases it is not to be wondered at that the female should have been considered as representing a species, the male of which had not at that time been obtained. To rectify the synonymy given by different writers is no easy task, as they have not always been in accord as to the name of different species, and much confusion has been created by bestowing various names upon the same species. Descriptions of these animals by the earlier writers were often so meagre and insufficient that it was difficult, if not impossible, to ascertain what one was intended, and the task was made no easier by the disappearance of the type from the collection of the Institution in which it was originally deposited. But after an examination of all the types now existing, and a careful study of the collections of these animals in the Museums of the World, the conclusions given in the articles on the various species, deemed worthy of recognition, have been reached.

#### LITERATURE OF THE SPECIES.

1758. *Linnaeus, Systema Naturæ.*

Three species are included in LEMUR, only one of which belongs

to the genus, viz., *L. CATTÀ*. The others are *tardigradus*, of the genus *LORIS*, and *volans* included in *GALEOPITHECUS*.

1762. *Brisson, Regnum Animale.*

Four species of *LEMUR* are here given, under the genus *Prosimia*: viz., *P. fusca*, *P. pedibus albus*, *P. pedibus fulvis*, and *P. cauda annulis cincta*. The first three cannot be determined with any degree of certainty, the fourth, however, is without doubt *LEMUR CATTÀ* Linnæus and must be regarded as the type of Brisson's genus.

1766. *Linnæus, Systema Naturæ.*

Beside the species in the former edition of this work, given above, two more are added, *L. MONGOS*, and *L. MACACO*.

1774. *Schreber, die Säugthiere in Abbildungen nach der Natur mit Beschreibungen.*

Various species are given in this work under *LEMUR*, not all of which belong to that genus. *L. tardigradus* = *LORIS TARDIGRADUS*; *L. mongos* (nec Linn.), = *L. FULVUS* E. Geoff., and is mixed in synonymy and plates. *L. FULVUS* and *L. RUFIFRONS* are confused together and the synonymy given belongs partly to each, while plate XXXB represents *L. FULVUS*, and XXXIXA has a figure of *L. RUFIFRONS*. *L. MACACO* Linn., is also confused with *L. VARIEGATUS* (Kerr), and plate XLA represents the former, and XLB the latter, while the synonymy belongs partly to each. *L. CATTÀ* is correctly given. The "Yellow Maucauco" of Pennant is included without any Latin designation in the text; but is called on plate XLII, *Lemur simiasciurus*. *Lemur volans* = *GALEOPITHECUS VOLANS*.

A plate of *L. ALBIFRONS*, No. XXXIXD is given.

1777. *Erxleben, Systema Regni Animalis.*

Species of various genera are here included in the genus *LEMUR*, but the following valid forms are properly placed. *L. MONGOS*; (*nasus albus*, Africa origin.); *L. MACACO*, (nec synonymy); *L. CATTÀ*. The others are *L. tardigradus* = *LORIS TARDIGRADUS*; *L. flavus* = *PERODICTICUS POTTO*; *L. tarsus* undeterminable. *L. volans* = *GALEOPITHECUS VOLANS*.

1788. *Gmelin, Systema Naturæ.*

A number of species representing various genera as now accepted are here included in the genus *LEMUR*. *L. tardigradus* = *LORIS TARDIGRADUS*; *L. indri* = *INDRIS INDRIS*; *L. potto* = *PERODICTICUS POTTO*; *L. MONGOZ*; *L. MACACO*; *L. CATTÀ*; *L. murinus* = *MICROCEBUS MURINUS*; *L. bicolor* Miller, unde-



terminable; *L. laniger* = LICHANOTUS LANIGER; *L. volans* = GALEOPITHECUS VOLANS. No new species described.

1792. *Kerr, Animal Kingdom.*

LEMUR VARIEGATUS first described as *Lemur macacus variegatus*.

1796. *E. Geoffroy Saint-Hilaire, in Encyclopédie Méthodique.*

LEMUR ALBIFRONS described.

1812. *E. Geoffroy Saint-Hilaire, in Annales du Muséum d'Histoire Naturelle, Paris.*

A list of the species as then known is here given. *L. macaco* (nec Linn.), = L. VARIEGATUS Kerr; *L. niger* = L. MACACO Linn.; *L. ruber* = *L. variegatus ruber*, which with L. NIGRIFRONS, and L. RUFUS are first described; L. ALBIFRONS; *L. albimanus* = L. MONGOZ Linn.; L. FULVUS first described; *L. anjuanensis* = L. MONGOZ Linn.; *L. collaris* = L. FULVUS; L. CATTÀ.

1820. *Desmarest, Mammalogie ou description des espèces de Mammifères.*

A list of Lemurs containing most of the errors of previous authors. *L. macaco* = L. VARIEGATUS; *L. ruber* = *L. v. ruber*; L. CATTÀ; *L. niger* = L. MACACO Linn.; L. FULVUS; *L. albimanus* = L. MONGOS Linn.; L. RUFUS; *L. collaris* = L. FULVUS; L. ALBIFRONS; L. NIGRIFRONS; *L. cinereus* = MYOXICEBUS GRISEUS E. Geoff.

1827. *R. P. Lesson, Manuel de Mammalogie ou Histoire Naturelle des Mammifères.*

A list of the species of the genus LEMUR is given in this work as then understood. The valid species are, L. CATTÀ; L. FULVUS; L. RUFUS; L. ALBIFRONS; L. NIGRIFRONS. The remainder are *L. macaco* = L. VARIEGATUS (Kerr); *L. ruber* = *L. v. ruber*; *L. niger* = L. MACACO Linn.; *L. mongoz* (nec Linn.), = L. FULVUS E. Geoff.; *L. albimanus* = L. MONGOZ Linn.; *L. collaris* = L. FULVUS; *L. cinereus* = MYOXICEBUS GRISEUS (E. Geoff.).

1829. *J. B. Fischer, Synopsis Mammalium.*

In this work a list of species of the genus LEMUR is given as they were understood at that time. The valid species are L. CATTÀ; L. RUFUS; L. FULVUS; L. ALBIFRONS; L. NIGRIFRONS. The remainder are, *L. ruber* = *L. v. ruber*; *L. niger* = L. MACACO Linn.; *L. mongoz* (nec Linn.), = L. FULVUS Geoff.; *L. albimanus* = L. MONGOS Linn.; *L. cinereus* = MYOXICEBUS

GRISEUS; *L. murinus* = MICROCEBUS MURINUS; and *L. bicolor* undeterminable.

1833. *Bennett, in Proceedings of the Zoological Society of London.*  
LEMUR RUFIFRONS first described.
1834. *F. Cuvier, Histoire Naturelle des Mammifères.*  
LEMUR MONGOS Linn., redescribed as *L. dubius*.
1840. *Wagner, Schreber die Säugthiere in Abbildungen nach der Natur mit Beschreibungen. Supplementband.*  
Eight species of the genus LEMUR are included in this work, four of which are correctly named, viz., *L. CATTA*; *L. RUFIFRONS*; *L. ALBIFRONS*; *L. ruber* = *L. v. ruber*. The others are *L. macaco* = *L. VARIEGATUS* Kerr; *L. niger* = *L. MONGOS* Linn.; *L. mongos* (nec Linn.), = *L. v. RUBER*; *L. FULVUS*; and *L. collaris* = *L. FULVUS*.
1840. *R. P. Lesson, Species des Mammifères Bimanes et Quadrumanes.*  
The species of LEMUR are here placed in the genus *Prosimia* with four divisions, *Les Macacos*, *Les Mongous*, *Les Maques*, and *Les Varis*. The first contains (*P.*) *catta*; *Les Mongous* has (*P.*) MONGOZ; with (*P.*) *macromongoz* = *L. MONGOZ*; (*P.*) *bugi* = *L. MONGOZ*; the third *Les Maques*, has (*P.*) *rufa* = *L. RUFUS*; (*P.*) *albimana* = *L. MONGOS*; (*P.*) *brissonii* = *L. MONGOS*; (*P.*) ALBIFRONS; (*P.*) RUFIFRONS; (*P.*) *ocularis* = *L. NIGRIFRONS*; (*P.*) *frederici* = *L. ALBIFRONS*; fourth race *Les Varis* contains (*P.*) MACACO; with several varieties; the red variety = *L. v. ruber*.
1842. *J. E. Gray, in Annals and Magazine of Natural History.*  
LEMUR CORONATUS first described.
1842. *R. P. Lesson, Nouveau Tableau du Règne Animal.*  
LEMUR VARIEGATUS Kerr, renamed *Prosimia erythromela*.
1848. *Schuermans, Académie Royale des Sciences et Belle-Lettres de Belgique, in Mémoires Couronnés et Mémoires des Savants Étrangers.*  
*L. CORONATUS* redescribed as *L. chrysampyx*.
1850. *E. Geoffroy Saint-Hilaire, in Comptes Rendus de l'Académie des Sciences.*  
LEMUR RUBRIVENTER ♂, first described, and the ♀, described as LEMUR FLAVIVENTER.
1851. *I. Geoffroy Saint-Hilaire, Catalogue des Primates.*  
In this list of Lemurs is given all the species designated by previous authors, and himself, but no new ones described. The

valid species are, *L. CATTa*; *L. VARIEGATUS*; *L. ruber* = *L. v. ruber*; *L. RUBRIVENTER*; *L. ALBIFRONS*; *L. NIGRIFRONS*; *L. albimanus* = *L. MONGOS* Linn.; *L. collaris* = *L. FULVUS*; *L. anjuanensis* = *L. MONGOS* Linn.; *L. MONGOS*; *L. FULVUS*; and *L. chrysampyx* = *L. CORONATUS*.

1855. *Wagner, Schreber die Säugthiere in Abbildungen nach der Natur mit Beschreibungen. Supplementband.*

The list of Lemurs in the previous volume of this work is here considerably enlarged and fourteen species are enumerated, only six of which are valid, viz., *L. CATTa*; *L. ruber* = *L. v. ruber*; *L. RUBRIVENTER*; *L. RUFUS*; *L. ALBIFRONS*; *L. RUFIFRONS*; and *L. CORONATUS*. The others are, *L. macaco*, (nec Linn.), = *L. VARIEGATUS*; *L. flaviventer* = *L. RUBRIVENTER*; *L. collaris* = *L. FULVUS*; *L. brunneus* = *L. FULVUS*; *L. mongos* (nec Linn.), = *L. FULVUS*; *L. anjuanensis* = *L. MONGOS* Linn.; and *L. chrysampyx* = *L. CORONATUS*.

1862. *Bartlett, in Proceedings of the Zoological Society of London.*  
LEMUR MACACO, ♀, redescribed as *L. leucomystax*.

1863. *J. E. Gray, in Proceedings of the Zoological Society of London.*  
In an elaborate paper on the "Lemuroid Animals" LEMUR is divided into a number of genera which cannot be considered as having any claim to a distinct rank. Under *Varecia* are placed *L. VARIEGATUS* as *V. varia*; *L. niger* = *L. MACACO*; *L. ruber* = *L. v. ruber*; and *L. leucomystax* = *L. MACACO*. In LEMUR is *L. CATTa*. *Prosimia* has *L. ALBIFRONS*; *L. NIGRIFRONS*; *L. melanocephalus* = *L. FULVUS*; *L. mongos* (nec Linn.), = *L. FULVUS*; *L. RUFIFRONS*; *L. xanthomystax* = *L. FULVUS*; *L. CORONATA*; *L. albimana* = *L. MONGOS*; *L. anjuanensis* (nec Geoff.), = *L. NIGRIFRONS*; and *L. collaris* = *L. FULVUS*.

1864. *St. George Mivart, in Proceedings of the Zoological Society of London.*

An important paper on the crania and dentition of the LEMURIDÆ embracing all the genera, with the species of some as then understood, and with definitions of genera and subgenera. Of the genus LEMUR a careful specialized description is given of the skull and teeth, and comparisons made with other genera of the Family. The synonymy and description of the genus are given, but a list of the species is omitted. LEMUR is placed in the subfamily LEMURINÆ, followed by MYOXICEBUS (*Hapalolemur*), MICROCEBUS, CHEIROGALEUS (!), and LEPILEMUR (!). The conclusion of his investigation may be summed up in his own

words: "I have been quite unable to detect any cranial or dental characters which would justify a subdivision of the genus Lemur." He divides the LEMURIDÆ into four subfamilies with fifteen genera, an arrangement that has not been adopted, as the species of several of the genera, such as DAUBENTONIA, TARSIVUS, and NYCTICEBUS etc., are considered as possessing characters sufficiently distinctive to make their species representative of independent Families.

1867. *St. George Mivart, in Proceedings of the Zoological Society of London.*

This is a supplementary paper to the one mentioned above, in which the genera CHEIROGALE and MICROCEBUS are compared and the differences found to be few, but "it will be possible (and perhaps even useful) still to retain, provisionally at least, the distinction between CHEIROGALEUS (!) and MICROCEBUS, though reposing mainly, if not exclusively on a few cranial and dental characters." LEPIDOLEMUR is also discussed and is considered not to have any marked relationship to any other genus. The tarsal structure of these three genera and that of GALAGO is compared.

1868. *Schlegel and Pollen, Recherches sur la Faune de Madagascar.*  
LEMUR NIGRIFRONS from the Island of Mayotte redescribed as *L. mayottensis*.
1870. *Fitzinger, in Sitzungsberichte der Kaiserlichen Akademie der Wissenschaften zu Wien.*

In a revision of what he calls the order of Half apes 'Halbaffen,' under the genus LEMUR, this Author gives a list of the known forms with their synonymy considerably mixed, continuing the errors of previous writers, and adding some of his own. The following valid species are given: *L. CATA*; *L. MACACO*; *L. MONGOZ*; *L. ALBIFRONS*; *L. RUFIFRONS*; *L. CORONATUS*; *L. ruber* = *L. v. ruber*; *L. RUBRIVENTER*; and *L. NIGRIFRONS*. The other forms recognized are, *L. collaris* = *L. FULVUS*; *L. macaco-griseo-maculatus* = *L. variegatus* Kerr; *Lemur macaco albus* possibly an albino of *L. VARIEGATUS* Kerr; *Lemur niger* = *L. MACACO* Linn.; *L. anjuanensis* = *L. MONGOS*; *L. chrysampyx* = *L. CORONATUS*; *L. flaviventer* = *L. RUBRIVENTER*; *L. albimanus* = *L. MONGOS*; *L. cuvieri* = *L. MONGOS*; and *L. brunneus* = *L. FULVUS*.

1870. *J. E. Gray, Catalogue of Monkeys, Lemurs and Fruit-eating Bats, in the Collection of the British Museum.*

This is mainly the paper published in the Proceedings of the Zoological Society of London in 1863. *Varecia* now contains *L. VARIEGATUS* as *V. varia*; *L. ruber* = *L. v. ruber*; and *L. leucomystax* = *L. MACACO*; *L. niger* being made a synonym of *L. VARIEGATUS*! and *Prosimia* contains the same names as in the previous review.

1871. *J. E. Gray, in Annals and Magazine of Natural History.*  
*LEMUR RUBRIVENTER* redescribed as *Prosimia rufipes*.
1876. *H. Schlegel, in Muséum d'Histoire Naturelle des Pays-Bas, Les Singes, Simiæ.*

This volume is a most valuable and authoritative review of the Primates, the Author's conclusions being founded upon the great collection of these animals in the Leyden Museum, which was doubtfully equalled by that of any other Institution at that time. The opinions expressed therefore are entitled to the greatest respect, and when it may be necessary to disagree with the Author, it will be found generally that new material, obtained since his work was published, has shed a clearer light upon doubtful points, that could not be decided satisfactorily when he was writing his review.

Of the genus *LEMUR* he recognizes comparatively few species, and divides them into two Sections with subdivisions added. These Sections are I, with the tail having more or less a uniform coloration such as grayish, brownish or rufous, the apical half being often brown or blackish, and II, with the tail ringed with black and white. The first is again divided into A, with those species having the nose black, and B, with those having the nose covered with white hairs. A has four subdivisions, *a* containing animals of large size with tails nearly as long as the body, chin and upper part of throat naked, fur thick and woolly, varied chiefly with black and white and reddish brown, and ears hidden by the long hairs on each of their sides, color very variable but not dependent on age of animal. This division has *L. VARIEGATUS* Kerr.  $\beta$ . Pelage of male black, that of female, more or less bright red. In this is included *L. MACACO* Linn.  $\gamma$ . Front and crown more or less black with a large whitish spot on each side of the brow; ears naked at edge, remainder covered with short hairs. Color gray tinged sometimes with brown, or fawn or red; the four hands of the same hue as the dominant color, or verging to red. Above reddish or grayish white. Tail at base above, and hind part of thighs of a bright red, more

or less deep in hue. Apical half of tail ordinarily black. Individual modifications of these hues often occur, and local differences in the style of coloration are more or less apparent as if indicating subspecies. Two species are placed in this division *L. collaris* E. Geoff., = *L. FULVUS* E. Geoff., and *L. c. rufus* = *L. RUFUS* E. Geoff. ♂ Head white to the vertex; with *L. ALBIFRONS*. *e.* Ears rather small, thickly covered with, and hidden in the fur. Color of pelage brownish red ticketed with black, the tail more or less black. Under parts either red, or yellowish or whitish. One species represents this division *L. RUBRIVENTER* E. Geoff. *B.* Nose covered with white hairs; ears covered. Two species are placed here *L. MONGOZ* Linn., and *L. CORONATUS* Gray. No new species are described, but while *L. mayottensis* = *L. NIGRIFRONS* examples are placed among those of *L. collaris* and *L. FULVUS*, in a foot note attention is called to its distinctness from those species.

1880. *Sclater, in Proceedings of the Zoological Society of London.*

*LEMUR NIGERRIMUS* described.

1890. *A. Milne-Edwards and Grandidier, in Histoire Physique, Naturelle et Politique de Madagascar.*

*LEMUR CINEREICEPS* is figured but not described.

1894. *F. E. Beddart, in Proceedings of the Zoological Society of London.*

A paper in which the brain of the various species of the *LEMUROIDEA* are described and compared. The decision as regards the species of the genus *LEMUR*, is, that the range of variation is not large, but the bigger brains are more complex than the smaller. In a subsequent paper in the second volume of the same publication, the brains of *LEMUR MACACO* and *LEMUR CORONATUS* are described and a comparison made with the brain of *PERODICTICUS POTTO*.

1901. *C. I. Forsyth-Major, in Proceedings of the Zoological Society of London.*

An important contribution dealing with the *os planum* and lachrymal in Lemurs and Monkeys. The conclusion is, that in those *LEMURIDÆ* which have a large lachrymal the *os planum* is reduced and vice versa. The following points in existing species are insisted upon when there is a "great facial expansion of the lachrymal and particularly its extension beyond the fossa lachrymalis."

1. "It is scarcely more frequent in Lemurs than in the

higher groups; the greatest reduction of the lachrymal occurs precisely within the Prosimiæ.

2. It is at its minimum in young individuals.

3. The genera of each group in which this character is presented have certainly no closer relationship with those of another group.

4. It can always be traced back to an elongation of the facial cranium, necessitated by a more powerful dentition.

This extension of the lachrymal, is, in the Lemurs as well as in the Monkeys, not a primitive condition, but an extreme specialization.

#### GEOGRAPHICAL DISTRIBUTION OF THE SPECIES AND SUBSPECIES.

The species of the genus LEMUR are found on the Island of Madagascar and some of the small neighboring islands; Madagascar, as would naturally be inferred on account of its large size, containing most all of the species, if not indeed all of them, and this island may be regarded as the original home of the genus. On the northern portion of Madagascar from the east to the west coast, from the mouth of the river Antamba and the environs of the Bay of Mazamba to Bombetok (Schlegel), and also on the north eastern coast, (Schlegel, limits not defined), *L. FULVUS* is found. On the same coast from Vohemar to the Bay de Diego is the range of *L. CORONATUS*, and from Adampone to Cape Masoala *L. VARIEGATUS* is met with. Still on the north east coast from the Bay of Antongil to Masindrano we have *L. ALBIFRONS* and *L. v. ruber*; and from Teneriffe to Fort Dauphin in the south *L. RUBRIVENTER* is found. In the rocky lands of the south and south west portion of Betsileo Province, and also in the Province of Anossi, is the home of *L. CATTÀ*; and in southern Madagascar from the River Tsidsibon to the River Mangonka, *L. RUFUS* has its range. On the north west coast from Baly to Marinda, and also on the neighboring islands of Anjuan (Johanna), Comoro, Nossi-bé, and Mohilla, *L. MONGOS* is found; and from Cape Ambre to Ifassy *L. NIGERRIMUS* ranges; while from Ifassy to Manaharana are the limits of *L. MACACO*. From Baly to Cape St. Vincent *L. RUFIFRONS* occurs; and from some portion of Madagascar as given by E. Geoffroy, locality not stated, and also from the Island of Mayotte, *L. NIGRIFRONS* is found. For *L. CINEREICEPS* Milne-Edwards and Grandidier, no locality has been given, those authors having simply published a figure of the species without any description.

The ranges of the recognized forms of LEMUR here given may probably be more extensive than is known at present, at least for some of them, but further exploration of Madagascar, especially in the interior will be necessary to decide positively any doubts now held upon this point. The limits given have been ascertained from specimens in different Museums having particular localities attached to them, and also from various maps placed in the collection of Lemurs in the Paris Museum, prepared, presumably, under the direction and supervision of Grandidier and A. Milne-Edwards. It is greatly to be regretted that the text for the Lemurs in the *Histoire Naturelle de Madagascar* of the authors above named, was never published, for it would have undoubtedly have thrown much light upon the variation, distribution and habits of these singular animals. The plates do indeed give in a restricted manner, some idea of how Lemurs vary, but it would require more than one volume of illustrations to exhibit the often extraordinary differences shown by these animals in the hues of their coats, both between individuals, and also at times between the sexes of the same species. This could only be properly demonstrated in the text of a volume devoted solely to this group. In a work like the present, lack of space only permits that the attention be called to this fact and the inclusion, in the articles on the species, of the descriptions of a few striking instances, which of necessity only give an inadequate idea of the conditions existing.

## KEY TO THE SPECIES.

## MALES.

- A. Nose white.
  - a. Back of head grayish fulvous .....*L. mongoz.*
  - b. Back of head black bordered with rufous .....*L. coronatus.*
- B. Nose black.
  - a. Without ruff on sides of neck.
    - a.' Tail without annulations.
    - a." Greater portion of head not white.
      - a."" With spot at root of tail ..... *L. nigrifrons.*
      - b."" Without spot at root of tail.
        - a.<sup>4</sup> Forehead and top of head black;
          - gray spot over eye .....*L. fulvus.*
        - b.<sup>4</sup> Forehead and top of head
          - rufous .....*L. rufifrons.*
        - c.<sup>4</sup> Forehead and top of head rufous
          - brown or chestnut .....*L. rubriventer.*



- d.*<sup>4</sup> Forehead and whiskers yellowish  
white ..... *L. rufus*.
- b.*" Greater portion of head white.  
*a.*" Body dark brown speckled. .... *L. albifrons*.  
*b.*" Body orange red ..... *L. cinereiceps*.
- c.*" Head and body all black.  
*a.*" No upstanding crest on forehead. . . . *L. macaco*.  
*b.*" With upstanding crest on fore-  
head ..... *L. nigerrimus*.
- b.*' Tail with annulations ..... *L. catta*.
- b.* With ruff on sides of neck, color exceedingly variable.  
*a.*' Colors mostly black and white ..... *L. variegatus*.  
*b.*' Colors mostly red ..... *L. v. ruber*.

### LEMUR MONGOZ Linnæus.

- The Mongooz* Edw., Glean. Nat. Hist., 1785, p. 12, pl. CXXVI.
- Lemur mongoz* Linn., Syst. Nat., I, 1766, p. 44; Erxl., Reg. Anim., 1777, p. 66; Gmel., Syst. Nat., I, 1788, p. 42; Shaw, Genl. Zool., I, 1800, pp. 96, 112, pl. XXXIII; Fisch., Anat. Maki, 1804, p. 19; Wagn., Schreb., Säugth. Suppl., I, 1840, p. 267; V, 1855, p. 44, excl. syn.; van d. Hoev., Tijdsch. Natur. Geschied., XI, 1844, p. 34; Gerv., Hist. Nat. Mamm., I, 1854, p. 168, fig.; Dahlb., Stud. Zool. Fam. Reg. Anim. Natur., fasc. I, 1856, pp. 216, 219; Schleg., Naderl. Tijdsch. Dierk., III, 1866, p. 75; Schleg. and Pollen, Faun. Madag., II, 1868, p. 4; Sclat., Proc. Zool. Soc. Lond., 1871, p. 231, excl. syn.; Schleg., Mus. Pays-Bas, Simiæ, 1876, p. 312; Anders., Cat. Mamm. Ind. Mus. Calc., 1861, p. 93; Major, Proc. Zool. Soc. Lond., 1901, p. 249; Elliot, Cat. Mamm. Field Columb. Mus., VIII, 1906, p. 544, Zool. Ser.
- Prosimia mongos* Bodd., Elench. Anim., 1784, p. 65; Less., Man. Mamm., 1827, p. 62.
- Lemur albimanus* E. Geoff., Ann. Mus. Hist. Nat. Paris, XIX, 1812, p. 161; I. Geoff., Cat. Primates, 1851, p. 72; Gerv., Hist. Nat. Mamm., I, 1854, p. 167; Dahlb., Stud. Zool. Fam. Reg. Anim. Natur., fasc. I, 1856, pp. 215, 219; A. Milne-Edw. et Oust., Nouv. Archiv. Mus. Hist. Nat., X, 1888, p. 282; A. Milne-Edw. et Grandid., Hist. Nat. Madag., 1890, Atl., II, pls. CLVII, CLXII, CLXIV, CLXV, figs. 1, 2; Lorenz, Abhand. Senckenb. Natur. Geschied., XXI, 1898, p. 450, pl. XXXIII, fig. 2.

*Lemur anjuanensis* E. Geoff., Ann. Mus. Hist. Nat. Paris, XIX, 1812, p. 161; Gray, Hist. Nat. Mamm., I, 1854, p. 168, fig.; Wagn., Schreb., Säugth. Suppl., V, 1855, p. 145; Dahlb., Stud. Zool. Fam. Reg. Anim. Nat., 1856, fasc. I, pp. 216, 219; Peters, Reis. Nach. Mossamb., Zool., I, 1858, p. 21; Fitzing., Sitzungsab. Metth. Natur. Akad. Wiss. Wien, 1870, p. 627; Gunth., Ann. Mag. Nat. Hist., II, 5th Ser., 1879, p. 215.

*Mongous d'Anjouan* F. Cuv., Hist. Nat. Mamm., 1819, p. 2, pl. LXXXVII.

*Lemur dubius* F. Cuv., Hist. Nat. Mamm., 1834, pl. XCIII, ♀.

*Prosimia bugi* Less., Spec. Mamm., 1840, p. 227.

*Prosimia albimanus* Less., Spec. Mamm., 1840, p. 239; Gray, Proc. Zool. Soc. Lond., 1863, p. 139; *Id.* Cat. Monkeys, Lemurs and Fruit-eating Bats, Brit. Mus., 1870, p. 75; Forbes, Handb. Primates, I, 1894, p. 74.

*Prosimia brissonii* Less., Spec. Mamm., 1840, p. 230.

*Prosimia collaris* (nec E. Geoff.), Gray, Proc. Zool. Soc. Lond., 1863, p. 139.

*Lemur cuvieri* Fitzing., Sitzungsab. Kaiserl. Akad. Wiss. Wien, LXII, 1, 1870, p. 58.

MONGOOSE LEMUR.

*Type locality.* Madagascar.

*Geogr. Distr.* North west coast of Madagascar from north of Baly to Marinda, and the Islands of Anjuan, (Johanna), Comoro, Mohilla, and Nossi-bé.

*Genl. Char.* Nose white never black; rufous patch on throat; hands sometimes white.

*Color. Male.* Face from between eyes to nostrils, and side of nose and upper lip white or grayish white; space around eyes black; forehead grizzled black and gray of varying intensity; cheeks, and beneath ears rufous in some specimens, continuing beneath and almost meeting on the throat; top of head and neck, and in some specimens the upper part of back, dark gray, hairs tipped with fulvous; rest of upper parts, and outer side of limbs brownish gray; hands and feet pale gray, sometimes white; a gray band across chest; rest of under parts fulvous. Basal portion of tail like back, remainder iron gray grading into black at tip.

*Female.* Similar to male except that the cheeks, and patches beneath ears, throat, inner side of arms, and upper part of chest are white; a black band across the forehead.

*Measurements.* Total length, 876; tail, 420; foot, 79. Skull: occipito-nasal length, 76-82; Hensel, 67; intertemporal width, 27-31; median length of nasals, 20; width of braincase, 35; palatal length, 32-39; length of upper molar series, 25-28; length of mandible, 59; length of lower molar series, 32.

The type of *L. flavifrons* is in the British Museum, and the following is a description of it. Pale yellowish band across forehead; nose bright rufous; top of head, body above, and beneath ears rufous, dorsal line darkest; rump paler, more reddish; shoulders yellowish; outer side of limbs rufous like head; hands and feet dark rufous; chin and throat whitish; inner side of limbs, neck and body beneath yellowish, tail rufous.

A second specimen also a female, is very much darker in color, being bright chestnut on head and body, dorsal region and hands blackish chestnut, feet and tail rufous. While having a general resemblance to each other, these two examples differ greatly in depth and shade of color.

Schlegel in his monograph of the Lemurs was the first to call attention to the fact that it was not the animal that was most common in collections, and of a rather large size which should bear the name of MONGOZ given by Linnæus, but a smaller form distinguished in the male by rufous patches beneath the ears, extending sometimes on to the throat, and with a whitish face and nose. Later Forsyth-Major in the Proc. Zool. Soc. Lond., 1901, p. 249, published a paper in which he showed very conclusively that the wrong animal had been accorded the Linnæan name of MONGOZ, and agreed with Schlegel that the smaller rufous-cheeked animal should rightfully bear the appellation. The female is very similar to the male in general appearance, but lacks the rufous coloring; and the patches on the side of head and throat, called whiskers by Schlegel, are white, and she is rather lighter on the under side of the body. Besides Madagascar, this species is a native of the islands of Anjuan, (Johanna), Mohilla, and Nossi-bé.

According to Schlegel and Pollen, (l. c.) "this species inhabits the forests which extend from the bay of Diego-Juarez to the bay of Bambetoc, also the forest of Loncoubé in the island of Nossi-bé." The animals go in troupes and keep to the highest trees. Ordinarily they can be seen towards evening, and then their voices are heard in loud cries, for at that time they are exceedingly noisy. Sometimes when danger approaches these cries are changed to growling. Their agility in leap-

ing from tree to tree is wonderful and can hardly be followed with the eyes, and it is easier to kill a bird on the wing than one of these animals when leaping. They have the habit when pursued of dropping suddenly from a lofty tree into the bushes, and the hunter thinking the individual to be dead, is soon undeceived by seeing it quickly seeking another tree a considerable distance away, and this makes following them difficult. When raised in captivity from a very youthful age, it is gentle and friendly. It will eat all kinds of fruits, and is especially fond of bananas, upon which it chiefly subsists in the wild state. It is also fond of bird's brains, which, after breaking the skull with its teeth, are sucked into the mouth, but it does not eat the bird. The inhabitants of Nossi-falie will not permit this animal to be introduced there, as they contend that its presence would be a profanation of their so-called sacred island.

### LEMUR CORONATUS Gray.

*Lemur coronatus* Gray, Ann. Mag. Nat. Hist., Ser. X, 1842, p. 257; *Id.* Voy. Sulphur, 1844, p. 15, pl. IV; van d. Hoev., Tijdsch. Natur. Geschied., 1844, p. 36; I. Geoff., Cat. Primates, 1851, p. 74; Gerv., Hist. Nat. Mamm., I, 1854, p. 168, fig.; Wagn., Schreb., Säugth. Suppl., V, 1855, p. 144; Dahlb., Stud. Zool. Fam. Reg. Anim. Nat., 1856, fasc. I, pp. 213, 217; Fisch., Metth. Natur. Akad. Wiss. Wien, 1870, p. 634; Schleg., Mus. Pays-Bas, Simiæ, 1876, p. 313; A. Milne-Edw. et Grandid., Hist. Nat. Madag., 1890, Atlas, pls. CLVIII-CLXI, CLXV, CLXVI; Forbes, Handb. Primates, I, 1894, p. 75.

*Lemur chrysampyx* Scheurm., Mém. Couron. Acad. Brux., XXII, 1848, p. 6, (Part.); I. Geoff., Cat. Primates, 1851, p. 74; Wagn., Schreb., Säugth. Suppl., V, 1855, p. 146; Dahlb., Stud. Zool. Fam. Reg. Anim. Nat., 1856, fasc. I, pp. 215, 218; Fitzing., Sitzungs. Metth. Naturw. Akad. Wiss. Wien, 1879, p. 634.


*Prosimia coronata* Gray, Proc. Zool. Soc. Lond., 1863, p. 138; *Id.* Cat. Monkeys, Lemurs and Fruit-eating Bats, Brit. Mus., 1870, p. 75.

#### CROWNED LEMUR.

*Type locality.* Madagascar. No particular locality given. Type in British Museum.

*Geogr. Distr.* North eastern Madagascar from Bay de Diego to Vohemar.

*Genl. Char.* Tips of ears naked, tail longer than body.





MICROCEBUS COQUERELI.



LEMUR NIGRIFRONS.

LEMUR RUFUS.

*Color. Male.* A black or blackish brown spot on center of head, sometimes only a stripe, in some specimens occupying nearly all the space between the ears; orbital rings black; face and nose grayish white; ears white; cheeks and forehead rufous; upper part of body dark sienna gray; outer side of limbs, and under side of body pale rufous; tail rufous on basal half, remainder blackish to tip, beneath much paler, but becoming blackish at tip; hands and feet pale rufous like outside of limbs. Ex type British Museum.

*Female.* Resembles the male but washed with rufous on the back; forehead and face gray; between eyes and side of nose, ears and stripe in front of ears, white; under parts yellowish white; tail dark gray for entire length, as are also the limbs; the rufous band on top of the head extends downwards on sides of head in front of ears; hands and feet grayish white; tail iron gray.

*Measurements.* Skull: total length, 81; occipito-nasal length, 76; Hensel, 62; intertemporal width, 27; zygomatic width, 49; median length of nasals, 21; length of upper molar series, 26; length of mandible, 54; length of lower molar series, 24.

#### LEMUR NIGRIFRONS E. Geoffroy.

*Lemur nigrifrons* (nec Linn.), E. Geoff., Ann. Mus. Hist. Nat. Paris, XIX, 1812, p. 260; *Id.* Cours Hist. Nat. Mamm., 1828, p. 19, 11me Leçon; F. Cuv., Hist. Nat. Mamm., II, 1824, Livr. XXX, pl. XVIII; I. Geoff., Cat. Primates, 1851, p. 73; Gerv., Hist. Nat. Mamm., I, 1854, p. 168, figs.; Dahlb., Stud. Zool. Fam. Reg. Anim. Nat., fasc. I, 1856, pp. 215, 219; Fitzing., Sitzungsber. Metth. Natur. Akad. Wiss. Wien, 1870, p. 73; A. Milne-Edw. et Grandid., Hist. Nat. Madag., Atlas, II, 1890, pls. CXXXVII, CXLIII.

*Prosimia ocularis* Less., Spec. Mamm., 1840, p. 231.

*Prosimia anjuanensis* (nec Geoff.), Gray, Proc. Zool. Soc. Lond., 1863, p. 139; 1872, p. 862; Gunth., Ann. Mag. Nat. Hist., III, 1879, 5th Ser., p. 216.

*Prosimia nigrifrons* Gray, Cat. Monkeys, Lemurs and Fruit-eating Bats, Brit. Mus., 1870, p. 73; *Id.* Proc. Zool. Soc. Lond., 1872, p. 850; Bartl., Proc. Zool. Soc. Lond., 1879, p. 768.

*Lemur mayottensis* Schleg., Ned. Tijdsch. Dierk., 1866, p. 76; Schleg. et Pollen, Faun. Madag., 1868, p. 3, pl. II; Schleg., Mus. Pays-Bas, Simiæ, 1876, p. 308.

#### BLACK-FRONTED LEMUR.

*Type locality.* Island of Madagascar.

*Geogr. Distr.* Islands of Madagascar and Mayotte.

*Color.* Face black; top of head, forehead and patch at top of nose black; grayish buff spot over each eye; entire upper parts sooty brown washed with yellowish; outer side of limbs paler; cheeks yellowish or buffy; entire under parts buff; hands and feet reddish; tail reddish with black spot at base above. Ex specimen in Paris Museum probably a type.


Ex specimen from the Island of Mayotte. Face, nose and lips black; black band across forehead projecting to a point in front at center; cheeks and back of head and line in front of black on forehead, rufous; body above, and outer side of limbs fulvous, darkest and more reddish on dorsal line; under parts of body, and inner side of limbs yellowish brown; rufous spot at vent; hands dark brown; feet rufous; black spot at base of tail above; basal part of tail rufous grading into black for three fourths the length, the hairs tipped with rufous.

*Measurements.* Total length, 906; tail, 500; foot, 97; ear, 36, (Collector's measurements). Skull: occipito-nasal length, 82; Hensel, 76; zygomatic width, 54; intertemporal width, 28; palatal length, 39; width of braincase, 38; length of upper molar series, 30; length of mandible, 60; length of lower molar series, 35.

The supposed type of *L. NIGRIFRONS* in the Paris Museum, has the black spot at the root of the tail above, characteristic of the island form named by Schlegel *mayottensis*. This spot is generally very conspicuous and causes the specimens from Mayotte to be readily recognized. Another peculiarity is the absence of spots over the eyes, which is observable in another "type" in the Paris Museum, although the one described has these marks; the muzzle is also broad and inflated, quite different in shape from the rather pointed muzzle of *L. FULVUS*; and the third upper premolar and the first and second upper molars are larger. There is much individual variation in color, as in the other species, and some are all yellowish gray with all the top of the head black, and no rufous showing. It would seem that the characters mentioned are sufficient to give this form a distinct rank, and that it was an error to regard it as a synonym of *L. FULVUS*. Between the Paris Museum examples and those from Mayotte Island there are no grounds for separation, and it may be, Geoffroy's specimens came originally from Mayotte Island, as it is not likely, at the time he wrote, that a discrimination of the islands would be made, but all material from that quarter would be labelled Madagascar.

Messrs. Schlegel and Pollen state that they discovered this species







LEMUR FULVUS

during their visit to the island of Mayotte, situated in the western part of the bay of Gongonie. It goes in bands of from six to twenty individuals in the primeval forests of the island. They are seen both by day as well as at night, keeping mostly to the trees, but descending occasionally to the ground to look for fallen fruit. At the setting of the sun they utter their plaintive cries in unison. When pursued by dogs they seek the highest trees, intently watching their enemy and growling. It is only when they see the hunter that the entire band takes flight, seeking the depth of the forest where it is exceedingly difficult to follow and shoot them. When wounded it defends itself against the dogs with great fury, and it has been seen to leap upon the back of one and bite its ears and neck. At Mayotte in hunting this Lemur, a cur dog is used, which on perceiving one of the animals keeps up a continual barking, jumping at the same time against the tree on which the Lemur is. The latter pays more attention to the dog than to the hunter, and is easily approached and shot. This species is fond of wild dates, and makes long journeys in search of them. The flesh of this Lemur is excellent, and tastes like that of the Hare.

#### LEMUR FULVUS E. Geoffroy.

*Lemur fulvus* E. Geoff., Ann. Mus. Hist. Nat. Paris, XIX, 1812, p. 161, No. 9; Smith, Proc. Zool. Soc. Lond., 1902, p. 61.

*Lemur collaris* E. Geoff., Ann. Mus. Hist. Nat. Paris, XIX, 1812, p. 161, No. 11; Wagn., Schreb., Säugth. Suppl., I, 1840, p. 270; V, 1855, p. 143; I. Geoff., Cat. Primates, 1851, p. 72; Gerv., Hist. Nat. Mamm., I, 1854, p. 167; Dahlb., Stud. Zool. Fam. Reg. Anim. Natur., fasc. I, 1856, pp. 216, 228; Fitzing., Sitzungs. Metth. Natur. Akad. Wiss. Wien, 1870, p. 52.

*Lemur mongos* (nec Linn.), Wagn., Schreb., Säugth. Suppl., I, 1840, p. 270; V, 1855, p. 144; Fitzing., Sitzungs. Metth. Natur. Akad. Wiss. Wien, 1870, p. 622; Forbes, Handb. Primates, I, 1894, p. 71.

*Lemur brunneus* van d. Hœv., Tijdsch. Natur. Geschied., V, 1844, p. 35; Wagn., Schreb., Säugth. Suppl., V, 1855, p. 143; Fitzing., Sitzungs. Metth. Natur. Akad. Wiss. Wien, 1870, p. 622.

*Prosimia melanocephala* Gray, Proc. Zool. Soc. Lond., 1863, p. 137, pl. XVIII; *Id.* Cat. Monkeys, Lemurs and Fruit-eating Bats, Brit. Mus., 1870, p. 74.

*Prosimia xanthomystax* Gray, Proc. Zool. Soc. Lond., 1863, p. 138, pl. XVII; *Id.* Cat. Monkeys, Lemurs and Fruit-eating

Bats, Brit. Mus., 1870, p. 73; Bartl., Proc. Zool. Soc. Lond., 1879, p. 68.

*Prosimia mongos* (nec Linn.), Gray, Proc. Zool. Soc. Lond., 1863, p. 137; *Id.* Cat. Monkeys, Lemurs and Fruit-eating Bats, Brit. Mus., 1870, p. 74.

*Prosimia flavifrons* Gray, Proc. Zool. Soc. Lond., 1867, p. 596, pl. XXXI; *Id.* Cat. Monkeys, Lemurs and Fruit-eating Bats, Brit. Mus., 1870, Append. p. 132, ♀.

*Lemur flavifrons* Sclat., Proc. Zool. Soc. Lond., 1871, p. 232, ♀.

**FULVOUS LEMUR.**

*Type locality.* Madagascar.

*Geogr. Distr.* Northern part of the Island of Madagascar.

*Genl. Char.* Distinguished from *L. MONGOS* Linn., by its black nose.

*Color. Male.* Top of head, middle of forehead, face and nose black; ears scantily haired, black fringed with white; spot on each side of forehead iron gray; cheeks iron gray varying to whitish in different individuals, this hue extending beneath the ears; upper part of body rufous or reddish gray, becoming in some specimens darker and more reddish on the rump; outer side of limbs reddish gray like back; hands and feet reddish brown; under parts of body, and inner side of limbs pale yellow; tail yellowish brown, beneath at base pale orange yellow.

*Lemur mongos collaris* 67. 10. 5. 20. There is a specimen in the British Museum purchased from the Zoological Society of London and named *Lemur mongos collaris* which is peculiar and should be noticed.

*Type locality.* Madagascar.

*Color.* Nose gray in the middle, black at top and at tip; a partial orbital ring and forehead black, a rather indistinct line across top of head, space beneath ears on neck, cheeks and sides of throat rufous; a yellowish band from back of shoulders across back at base of neck; shoulders, arms, grizzled gray and black; upper parts of body and thighs speckled grayish brown with a yellow tinge; legs below knees sooty; hands and feet blackish; chin and middle of throat white; a blackish band across upper part of breast; line down center of inner side of arms gray; under parts of body and inner side of legs sooty; tail sooty speckled with whitish, becoming black towards tip.

*Measurements.* Total length, 780; tail, 440; foot, 80. Skull in the specimen.

This example obtained from the Zoological Society is apparently without any history beyond the fact of its purchase. It does not agree exactly with any known species. Its nose is neither black nor white.

and in the rufous coloring of the cheeks, sides of the neck and throat it resembles *L. MONGOS* Linn., but its black hands and feet separate it from that species, as do also its dusky under parts. This is not Gray's *Prosimia collaris* which = *L. MONGOS* Linn., nor does it seem to agree with any described species; and the thought arises, can it be a hybrid born in the Zoological Gardens, as it seems to have resemblance to more than one species, its nose neither black nor white keeping it out of both groups as arranged in the key of the species.

There are great variations in color and in head markings among individuals of this species, and this fact has been the cause of the multiplication of names, and confusion in the synonymy. It is the common Lemur called *L. MONGOS* generally by authors and attributed to Linnæus. It is however a larger animal than the true *L. MONGOS* Linn., and has a black face and nose which the other species never has. Attention has been called to the error, so universally committed by authors, by both Schlegel and Major as mentioned in the article on *L. MONGOS* Linn. The names *FULVUS* and *collaris* were bestowed upon this species by E. Geoffroy St. Hilaire (1. c.) and both published on the same page, but as *FULVUS* comes first, it must replace the somewhat better known *collaris*. The types of both *L. FULVUS* and *L. collaris* have disappeared from the collection in the Paris Museum, but there is an example marked *L. collaris* E. Geoff., and which was figured in the *Histoire Naturelle de Madagascar* by Milne-Edwards and Grandidier. This animal died in the menagerie of M. Polito, and was given by him to the Museum in 1828. While therefore, it cannot be any specimen examined by Geoffroy when he named the species, it is probable that it represents fairly enough Geoffroy's form so far as can be determined by his meagre description. This Paris Museum specimen may be described as follows: top of head and back of neck blackish maroon; entire upper parts and outer side of limbs reddish brown; dorsal line from neck broadening on rump, dark reddish brown; a reddish brown spot over each eye; cheeks and large patch between ears extending to throat bright rufous; throat, under part of body and inner side of limbs pale yellow, (probably faded); hands and feet rufous; wrists and ankles bright rufous; tail chestnut.

When considering examples of a species so varying in color as the present, it is not to be wondered that writers with insufficient material at their command should have been induced to describe some of their specimens as distinct species, but it is not always easy, when such examples are no longer accessible for examination, to accurately define what species they really belong to. And this has been one of the diffi-

culties in the synonymy of the present species. The descriptions are often meagre and insufficient, and the types no longer existing there was little left to assist a correct decision to be reached. Some types remain such as *L. xanthomystax* Gray, and *L. melanocephalus* Gray, both of which are undoubtedly the same as *L. FULVUS*. These are both in the British Museum and may be described as follows:

*L. xanthomystax* Gray, (l. c.). Head and back of neck black; black line between eyes; nose black; dark buff spot tinged with rufous over each eye; large bright rufous spot on each side of throat; fur of body and limbs rufous gray, hairs black tipped; dorsal line dark reddish brown; under part of body pale rufous; hands and feet rufous; basal portion of tail dark brown, remainder blackish. Ex type in British Museum.

*Measurements.* Skull: occipito-nasal length, 90; Hensel, 77; intertemporal width, 31; zygomatic width, 54; median length of nasals, 22; length of upper molar series, 30; length of mandible, 62; length of lower molar series, 27.

*L. melanocephalus* Gray, (l. c.). Top of head with a narrow line extending over the ears to the occiput; forehead, face and nose black; upper part of body grizzled chestnut and black; outside of arms iron gray; outer side of legs brownish gray, chin and throat pale yellowish; outer side of limbs, and body beneath buffy; hands dark brown; feet bright rufous; tail chestnut with black tips to the hairs on basal half, but nearly all black on apical half. Ex type British Museum.

It will thus be seen from the above descriptions that while the general resemblance is the same, yet there are various differences in coloration sufficient to mislead unless the species' tendency to exhibit individual variations was not known nor understood. The black nose will, however, always distinguish *L. FULVUS* from *L. MONGOS*, as well as its larger size, but neither of these characters are sufficient to separate it from the next species with which it is more closely allied, at least so far as coloration is concerned.

#### LEMUR RUFIFRONS (Bennett).

*Lemur mongos* Schreb., Säugth., I, 1775, p. 138, Taf. XXXIX A, (nec Linn.).

*Lemur rufifrons* Bennett, Proc. Zool. Soc. Lond., 1833, p. 106; Wagn., Schreb., Säugth. Suppl., I, 1840, p. 269; V, 1855, p. 145; van d. Hoev., Tijdsch. Naturw. Geschied., XI, 1844, p. 38; Fitzing., Sitzungsber. Metth. Naturw. Akad. Wiss. Wien, 1870, p. 63; Bartl., Proc. Zool. Soc. Lond., 1879, p. 768.

*Prosimia rufifrons* Less., Spec. Mamm., 1840, p. 230; Gray, Proc. Zool. Soc. Lond., 1863, p. 138; 1872, p. 852; *Id.* Cat. Monkeys, Lemurs and Fruit-eating Bats, Brit. Mus., 1870, p. 74; *Id.* Ann. Mag. Nat. Hist., VII, 4th Ser., 1871, p. 339.

*Lemur mongos* var. *rufifrons* A. Milne-Edw. et Grandid., Hist. Nat. Madag., Mamm., Atl., II, 1890, pls. CXXXVIII, CXXXIX, CXLIV.

*Lemur mongos rufifrons* Elliot, Cat. Mamm. Field Columb. Mus., VIII, 1906, p. 544, Zool. Ser.

RED-FRONTED LEMUR.

*Type locality.* Unknown. Type specimen then living in the garden of the Zoological Society.

*Geogr. Distr.* West coast of Madagascar from Cape St. Vincent on the south to Baly on the north.

*Genl. Char.* Male with top of head between ears rufous; that of female grizzly black.

*Color. Male.* Top of head between ears and patch beneath ears deep rufous; center of forehead and nose black; spots above and in front of eyes, and cheeks, whitish; outer side of limbs, hands and feet, and under part of body pale rufous; upper part of body grizzled gray washed with rufous; hands light brown; feet dark brown; tail blackish on apical half, then rufous, brightest and deepest towards root, and blackish at root. Ex type in British Museum.

*Female.* Top of head grizzled; patch around eyes grayish white; upper part of body and outer side of limbs grizzly brown; under side of limbs, and body beneath pale rufous; deeper along sides of abdomen and at vent.

*Measurements.* Skull: total length, 87.3; occipito-nasal length, 85; intertemporal width, 31.6; zygomatic width, 47.7; median length of nasals, 25.9; length of upper molar series, 28.6; length of mandible, 60; length of lower molar series, 32.3.

LEMUR RUBRIVENTER I. Geoffroy.

*Lemur rubriventer* I. Geoff., Compt. Rend., XXXI, 1850, p. 876; *Id.* Cat. Primates, 1851, p. 71; Wagn., Schreb., Säugth. Suppl., V, 1855, p. 142; Dahlb., Stud. Zool. Fam. Reg. Anim. Natur., Fasc. I, 1856, pp. 214, 218; Schleg., Neder. Tijdsch. Dierk., III, 1866, p. 75; *Id.* Mus. Pays-Bas, Simiæ, 1876, p. 311; Fitzing., Sitzungsab. Metth. Natur. Akad. Wiss. Wien, 1870, p. 638; Milne-Edw. et Grandid., Hist. Nat. Madag., 1890, Atl., II, pls. CLXVIII, CLXX; Major, Proc. Zool. Soc.

Lond., 1899, p. 554; 1901, p. 263; Elliot, Cat. Mamm. Field Columb. Mus., VIII, 1906, p. 544, Zool. Ser.

*Lemur flaviventer* I. Geoff., Compt. Rend., XXI, 1850, p. 876; *Id.* Cat. Primates, 1851, p. 72; Gerv., Hist. Nat. Mamm., I, 1854, p. 167, fig.; Dahlb., Stud. Zool. Fam. Reg. Anim. Natur., 1856, fasc. I, pp. 214, 218, 220; Fitzing., Sitzungsber. Metth. Natur. Akad. Wiss. Wien, 1870, p. 629; A. Milne-Edw. et Grandid., Hist. Nat. Madag., 1890, Atl., II, pl. CXCI.

*Prosimia rufipes* Gray, Ann. Mag. Nat. Hist., VII, 4th Ser., 1871, p. 339; *Id.* Proc. Zool. Soc. Lond., 1872, pl. 69.

*Lemur rufipes* Forbes, Handb. Primates, I, 1894, p. 72.

RED-BELLIED LEMUR.

*Type locality.* Madagascar. Type in Paris Museum.

*Geogr. Distr.* Eastern coast of Madagascar from Tenerifa to Fort Dauphin. Ampitambe, N. E. Betsileo, Ambohitombo, and Ivo-humanitra, Tanala country, and Vinanitelo, Southern Betsileo confines of the Tonalas of Ikongo. (Forsyth-Major).

*Genl. Char.* Outside of ears, and inner side of margins haired, rest naked. Iris dark yellow. (Forsyth-Major).

*Color. Male.* Line from forehead, top of nose and lips maroon; head above mixed dark brown and buff; sides of head coppery red; body above chocolate brown, palest on rump; arms, under parts from chin, and inner side of limbs coppery red; outer side of hind limbs to ankles reddish buff; hands and feet coppery red; tail maroon at base; blackish maroon for remainder of length. Ex type Paris Museum.

The colors, especially on lower back and legs have probably faded. An example in the British Museum differs somewhat as will be noticed in the following description.

Line from forehead, top of nose and muzzle black, or blackish maroon; head and cheeks reddish brown; upper part of body speckled black and reddish, becoming in some individuals, almost black on dorsal line; limbs, hands and feet, and under side of body reddish brown; tail black.

*Female.* The sexes differ in coloration only in that the throat and upper part of breast of the female is white, and the under parts of the body are pinkish buff.

*Measurements.* Total length, 711.2; tail, 407.6; foot, 102.8. Skull: occipito-nasal length, 83; Hensel, 35; zygomatic width, 34; inter-temporal width, 29; median length of nasals, 21; palatal length, 35; length of upper molar series, 30; width of braincase, 39; length of mandible, 60; length of lower molar series, 33.



**LEMUR RUFUS E. Geoffroy.**

*Lemur rufus* E. Geoff., Cat. Mamm., 1803, p. 34; *Id.* Ann. Mus. Hist. Nat. Paris, XIX, 1812, p. 160; Less., Man. Mamm., 1827, p. 67; van d. Hoev., Tijdsch. Natur. Geschied., 1844, p. 36; I. Geoff., Cat. Primates, 1851, p. 72; Wagn., Schreb., Säugth. Suppl., V, 1855, p. 144; Gerv., Hist. Nat. Mamm., I, 1854, p. 167; Dahlb., Stud. Zool. Fam. Reg. Anim. Nat., 1856, fasc. I, pp. 216, 219, pl. VIII, figs. 31, 31a, 31b; Fitzing., Sitzungsab. Metth. Naturw. Akad. Wiss. Wien, 1870, p. 647; Gray, Cat. Monkeys, Lemurs and Fruit-eating Bats, Brit. Mus., 1870, p. 76.

*Prosimia ruffo* Less., Spec. Mamm., 1840, p. 223.

*Lemur collaris rufus* Schleg., Mus. Pays-Bas, Simiæ, 1876, p. 309, (Part.).

*Lemur mongos* var. *rufus* A. Milne-Edw. et Grandid., Hist. Nat. Madag., Mamm., Atl., II, 1890, pl. CXLVI.

**RED LEMUR.**

*Type locality.* Madagascar. Type in Paris Museum.

*Geogr. Distr.* Southern Madagascar from the River Tsidsibon to the River Mangonka, 21° 30'. (Schlegel).

*Genl. Char.* Frontal band and whiskers whitish or yellowish white.

*Color.* Spot between eyes on forehead, and sides of nose dark reddish brown; top, and sides of head yellowish white; sides of head beneath ears, back of neck, entire upper parts of body, and outer side of arms bright rufous; flanks, and outer side of hind limbs golden; under side of body and inner side of limbs pale golden yellow; hands and feet golden yellow; tail dark rufous with blackish hairs towards tip. Ex co-type in Leyden Museum. Skull in the specimen.

This example is stated to be "un des types du *Lemur rufus* E. Geoff." It is, as the description shows, of a bright rufous color, quite different in appearance from all the other Lemurs. It came from the Paris Museum in 1815.

The type of *Lemur rufus* Geoffroy, is in the Paris Museum but in a very dilapidated condition. In fact, excepting the hind neck and dorsal region, there is very little color remaining, and the specimen or co-type in the Leyden Museum is in a much better state.

As near as it can be given, the following is a description of this type.

*Color.* Nose on top and on sides black; a narrow line from occiput over center of head broadening out on forehead and between eyes black,

tinged with brown; on each side of this on top of head, and on sides in front of ears white or yellowish white; beneath ears, hind neck, and upper parts of body, and shoulders, deep ochraceous buff with a reddish tinge; arms much discolored, but seem to be paler than back until halfway on forearms where they are like the upper parts to wrists and hands; outer side of legs and flanks pale golden yellow; feet so discolored with the dust of years, nearly a century, that it is impossible to tell with certainty what was the original color, but from one or two places that show a little color, it would seem to have been like that on the back; under parts and inner side of limbs pale golden yellow, possibly, originally a rich golden yellow; tail mostly denuded of fur, and what remains is black with dust, but probably in the life of the animal it was like the back, reddish and ochraceous buff.

*Measurements.* Total length, 915.67; tail, 458.37; foot, 101.60. Ex type Paris Museum. Skull in specimen.

#### LEMUR ALBIFRONS E. Geoffroy.

*Lemur albifrons* E. Geoff., Mag. Encyclop., 1796, I, p. 20; Audeb., Hist. Nat. Singes et Makis, 1797, p. 13, pl. III; Shaw, Genl. Zool., I, 1800, p. 113; E. Geoff., Ann. Mus. Hist. Nat. Paris, XIX, 1812, p. 160; F. Cuv., Hist. Nat. Mamm., 1819, Livr. III, p. 1, pl. I; Less., Man. Mamm., 1827, p. 67; E. Geoff., Cours Hist. Nat. Mamm., 1828, p. 19, 11me Leçon; Wagn., Schreb., Säugth. Suppl., I, 1840, p. 271; V, 1855, p. 144; Blainv., Ostéog., 1841, Atl., Lemur, pl. VI; van d. Hoev., Tijdsch. Natur. Geschied., XI, 1844, p. 36, pl. I, fig. 3; I. Geoff., Cat. Primates, 1851, p. 72; Gerv., Hist. Nat. Mamm., I, 1854, p. 167, fig.; Dahlb., Stud. Zool. Fam. Reg. Anim. Natur., fasc. I, 1856, pp. 214, 218; Fitzing., Sitzungsber. Metth. Natur. Akad. Wiss. Wien, 1870, p. 628; Schleg., Mus. Pays-Bas, Simiæ, 1876, p. 310; Anders., Cat. Mamm. Ind. Mus. Calc., 1881, Pt. I, p. 92; Forbes, Handb. Primates, I, 1894, p. 73; Elliot, Cat. Mamm. Field Columb. Mus., VIII, 1906, p. 544, Zool. Ser.

*Prosimia albifrons* Less., Spec. Mamm., 1840, p. 230; Gray, Proc. Zool. Soc. Lond., 1863, p. 137; 1872, p. 852; *Id.* Cat. Monkeys, Lemurs and Fruit-eating Bats, Brit. Mus., 1870, p. 73.

*Prosimia frederici* Less., Spec. Mamm., 1840, p. 232.

*Lemur mongos* var. *albifrons* A. Milne-Edw. et Grandid., Hist. Nat. Madag., 1890, Atl., II, pls. CXXXVI, CXLIV.

*WHITE-FACED LEMUR.*

*Type locality.* Madagascar. Type not in Paris Museum.

*Geogr. Distr.* Eastern coast of Madagascar from Masindrano on the south to Bay of Antongil on the north.

*Genl. Char.* Greater part of head white.

*Color. Male.* Forehead, cheeks, temples, back of head and ears white; face from above eyes, and nose black; upper part of body, and outer side of limbs dark brown, each hair tipped with bright pale rufous, giving the fur a speckled appearance; entire under parts, and inner side of limbs whitish gray; hands and feet like outer side of limbs; basal half of tail like the back, apical half black.

*Female.* Paler than the male, and the white seen on the head of the male, is dark gray on the female.

*Measurements.* Similar in size to *L. FULVUS*. Skull: occipito-nasal length, 84; Hensel, 75; zygomatic width, 49; intertemporal width, 27; median length of nasals, 31; palatal length, 37; length of upper molar series, 28; width of braincase, 38; length of mandible, 57; length of lower molar series, 31.

This is a large Lemur, easily distinguished from all others by having the head from the eyes to behind the ears, and the cheeks white. The type, if it ever was in the Paris Museum, has disappeared. On plate XIII of the *Cimelia Physica* J. F. Miller has figured an animal with a heart shaped white spot on the forehead, and described by Shaw as having the "upper part of the neck and back, hind part of the thighs and tail black; the under part of the neck and body and the limbs white. On the forehead is a large heart-shaped spot pointing downward." To this figure Gmelin, (l. c.) gave the name of *bicolor*. It has been suggested by Shaw and others that perhaps this creature is the same as *LEMUR ALBIFRONS* Geoffroy, but excepting the white on the forehead it bears no resemblance whatever to Geoffroy's species, and the restricted area of white on the head is very unlike the almost entirely white head of *L. ALBIFRONS*. Miller's animal is apparently adult, and does not seem to be in a state where the color of the pelage is changing to something else, and this condition, moreover, is not habitual with the Lemurs, as the young usually closely resemble the adults. *L. ALBIFRONS* is not common in collections, and it cannot be said that it is at all well known in so far as its appearance at all ages is concerned, but with the knowledge that we have at present, it would be very unwise to reduce Geoffroy's name to a synonym in favor of that bestowed by Gmelin to an animal he probably had never seen, and which has no representative in any collection. Miller's example

should more properly be assigned a place among those quasi species deemed indeterminable.

### LEMUR CINEREICEPS Milne-Edwards and Grandidier.

*Lemur mongos* var. *cinereiceps* Milne-Edw. et Grandid., Hist. Nat. Madag., Mamm., Atl., II, 1890, pls. CXL, CXLVII, (desc. nulla).

*Lemur cinereiceps* Forbes, Handb. Primates, I, 1894, p. 72.

#### GRAY-HEADED LEMUR.

*Type locality.* Unknown.

*Geogr. Distr.* Madagascar.

*Genl. Char.* Hands and feet bright rufous red; head gray.

*Color.* Top of head, face and ears gray; rest of pelage, body, limbs, hands, feet, and tail bright rufous red.

The type of this form was not in the Paris Museum although a diligent search was made for it, and I could not therefore give a description from the example, nor take any measurements.

No description was ever published so far as I have been able to learn, except the short one in Forbes, (l. c.) and all we know of the form, is the figure in the work above cited. Whether or not a figure alone is sufficient (no matter how well colored it may be) to establish a species, naturalists are not yet in accord, and as the above brief description was taken from the plate, it may not be sufficient to make amends for former lapses. The plate exhibits a figure of an apparently distinct animal.

### LEMUR MACACO Linnæus.

*Lemur macaco* Linn., Syst. Nat., I, 1766, p. 44; Erxl., Syst. Reg. Anim., 1777, p. 67; Gmel., Syst. Nat., I, 1788, p. 43; Shaw, Genl. Zool., I, 1800, p. 98; Fisch., Anat. Maki, 1804, p. 11; Less., Man. Mamm., I, 1827, p. 66; E. Geoff., Cours Hist. Nat. Mamm., 1828, p. 18, 11me Leçon; Blainv., Ostéog., 1841, Atl., Lemur, III; van d. Hoev., Tijdsch. Nat. Geschied., XI, 1844, p. 55; Schleg., Nederl. Tijdsch. Dierk., III, 1866, p. 77; Schleg. et Pollen, Faun. Madag., I, 1868, p. 1, pl. I, ♀, et juv.; Sclat., Proc. Zool. Soc. Lond., 1874, pp. 229, 230; 1872, p. 853; 1885, p. 672, fig.; Anders., Cat. Mamm. Ind. Mus. Calc., Pt. I, 1881, p. 91; Bedd., Proc. Zool. Soc. Lond., 1904, pp. 161, 162, fig. 14, (Brain).

*Lemur macaco niger* Schreb., Säugth., I, 1775, p. 142, pl. XL A.

*Lemur niger* Shaw, Genl. Zool., I, 1800, p. 112; E. Geoff., Ann. Mus. Hist. Nat. Paris, XIX, 1812, p. 259; *Id.* Cours Hist. Nat. Mamm., 1828, p. 19, 11me Leçon; Fitzing., Sitzungsber. Metth., Natur. Akad. Wiss. Wien, 1870, p. 629; Gray, Proc. Zool. Soc. Lond., 1872, p. 853; A. Milne-Edw. et Grandid., Hist. Nat. Madag., Atl., II, 1890, pl. CXXX.

*Prosimia macaco* Bodd., Elench. Anim., 1784, p. 165; Less., Spec. Mamm., 1840, p. 252.

*Lemur leucomystax* Bartl., Proc. Zool. Soc. Lond., 1862, p. 347, pl. XLI; Gray, Proc. Zool. Soc. Lond., 1863, p. 136; 1872, p. 853, ♀.

*Varecia nigra* Gray, Proc. Zool. Soc. Lond., 1863, p. 136.

*Varecia varia* var. 6, Gray, Cat. Monkeys, Lemurs and Fruit-eating Bats, Brit. Mus., 1870, p. 70.

**BLACK LEMUR.** Native name *Acoumba*, (Schlegel and Pollen).

*Type locality.* Madagascar.

*Geogr. Distr.* North west Madagascar from Ifassy to Manaharana.

*Genl. Char.* Tufts of ears continuing downward to angle of mouth.

*Color. Male.* Usually entirely black, but there is considerable variation among individuals. Iris yellow or brownish orange; pupil small, black.

*Female.* Face, nose and back of head black; forehead grizzled gray; whiskers long; ear tufts white; upper parts rich ferruginous brown, darkest on middle of back; arms, legs, and neck yellow tinged with red; under parts, and inner side of limbs cream yellow; hands and feet reddish yellow; tail white or yellowish white. Considerable variation exists among individuals and some have the top and back of head gray or whitish, and the tail rich ferruginous like the middle of back.

*Measurements.* Skull: occipito-nasal length, 101; Hensel, 86; zygomatic width, 59; palatal length, 47; intertemporal width, 31; median length of nasals, 37; length of upper molar series, 36; length of mandible, 71; length of lower molar series, 41.

#### LEMUR NIGERRIMUS Sclater.

*Lemur nigerrimus* Sclater, Proc. Zool. Soc. Lond., 1880, p. 451, fig. 2; Milne-Edw. et Grandid., Hist. Nat. Madag., Mamm., Atl., II, 1890, pls. CLIV, CLV; Forbes, Handb. Primates, I, 1894, p. 73.

*Lemur macaco* Sclat., Proc. Zool. Soc. Lond., 1878, p. 1016, (nec Linn.).

**BLACK LEMUR.**

*Type locality.* Unknown. Type in Paris Museum.

*Geogr. Distr.* North western Madagascar, Cape Ambre to Ifassy.

*Genl. Char.* Face hairy, except nose pad and lips, which are naked; ears naked. Iris "greenish blue." (A. Milne-Edwards in Litt.).

*Color. Male.* Face black; head, neck, fore part of body from middle of back, and arms black glossed with maroon; rest of body above, hind limbs, and feet, maroon; hands black; under parts of body reddish brown; inner side of limbs maroon; tail black tinged with reddish beneath; iris green. Ex type in Paris Museum.

*Measurements.* Skull: occipito-nasal length, 85; Hensel, 77; zygomatic width, 53; intertemporal width, 32; width of braincase, 37; palatal length, 39.5; median length of nasals, about 24; length of upper molar series, 26; length of mandible, 64; length of lower molar series, 34.

The type of this form was purchased by the Paris Museum from the Zoological Society of London, the skull, however, is in the British Museum. It is a large animal, and may possibly be a melanism of *L. RUFUS* or *L. FULVUS*, or a male of some species of the *L. MACACO* style. The fact that nothing is known of its habitat, or whence the specimen came, makes it difficult to form an opinion upon its specific value, and we are therefore compelled, for the present, to keep it separate from the other species of the genus.

**LEMUR CATTÀ Linnæus.**

*Lemur catta* Linn., Syst. Nat., I, 1758, p. 30; I, 1766, p. 45; Schreb., Säugth., I, 1775, p. 143, tab. XXI; Erxl., Syst. Reg. Anim., 1777, p. 68; Gmel., Syst. Nat., 1788, p. 43, No. 4; Shaw, Genl. Zool., 1800, p. 103, pl. XXXV; Fisch., Anat. Maki, 1804, p. 17; Less., Man. Mamm., 1827, p. 66; E. Geoff., Cours Hist. Nat. Mamm., 1828, p. 18, 11me Leçon; Wagn., Schreb., Säugth. Suppl., I, 1840, p. 266; V, 1855, p. 142; van der Hoeven, Tijdsch. Natur. Geschied., XI, 1844, p. 32; I. Geoff., Cat. Primates, 1851, p. 70; Gerv., Hist. Nat. Mamm., I, 1854, p. 165; Dahlb., Stud. Zool. Fam. Reg. Anim. Nat., fasc. I, 1856, pp. 214, 215; Gray, Cat. Monkeys, Lemurs and Fruit-eating Bats, Brit. Mus., 1870, p. 72; Schleg., Mus. Pays-Bas, Simiæ, 1876, p. 314; G. A. Shaw, Proc. Zool. Soc. Lond., 1879, p. 132; Bartl., Proc. Zool. Soc. Lond., 1879, p. 768; Anders., Cat. Mamm. Ind. Mus. Calc., 1881, Pt. I, p. 90; Bedd., Proc. Zool. Soc. Lond., 1887, p. 371, fig. 3; 1900, pp. 135, 160; A. Milne-Edw. et Grandid., Hist. Nat. Madag. Mamm., Atlas,



LEMUR CATTÀ.



LEMUR VARIEGATUS.





II, 1890, pls. CLXVII, CLXXII; Forbes, Handb. Primates, I, 1894, p. 77; Elliot, Cat. Mamm. Field Columb. Mus., VIII, 1806, p. 545, fig. LXXVI; Pocock, Proc. Zool. Soc. Lond., 1906, p. 124, fig. 48.

*Prosimia catta* Bodd., Elench. Anim., 1784, p. 65; Less., Spec. Mamm., 1840, p. 223; Thos., Proc. Zool. Soc. Lond., 1911, p. 129.

*Le mococo* F. Cuv., Hist. Mamm., 1824, Vme Livr. pl. 2me ed., 1833, pl. XVII.

RING-TAILED LEMUR.

*Type locality.* Madagascar.

*Geogr. Distr.* South, and southwestern borders of Betsileo Province, Central Madagascar. Province Anossi, (Schlegel and Pollen).

*Genl. Char.* Prominent spur in old males on forearm above wrist; comb-like growth, in females and young, continuous with palm of hand by a hairless skin; near this is a gland surrounded by stiff hairs; tail long, conspicuously banded.

*Color.* Top of head grizzled white and black; neck, shoulders and back to rump and sides of body fawn, hairs tipped with white; a black band from cheeks to shoulders; outer side of limbs and rump pearl gray; inner side of limbs, and under part of body white; hands gray like arms; feet white; ears white; tail banded with numerous rings alternately black and white, tip black.

*Measurements.* Skull: occipito-nasal length, 75; Hensel, 70; zygomatic width, 45.5; intertemporal width, 15; width of braincase, 39; palatal length, 35; median length of nasals, 21; length of upper molar series, 27; length of mandible, 53; length of lower molar series, 30.

This is the most beautiful of all the Lemurs, the soft, delicate coloring of the body, with the strongly contrasted rings on the long tail, easily enabling the species to exceed all others in the attractiveness of its appearance. Of course it would be a conspicuous object anywhere, and when met with in the localities it frequents, the traveller's attention would be at once arrested, and the following statement of its habits was given by one of its fortunate observers, Mr. George A. Shaw in the Proceedings of the London Zoological Society (1. c.). He says that in his seven years' experience of the species the animals were found only in the south and south western part of Betsileo Province. This province is on the center table land from 100 to 250 miles south of Antananarivo, the capital, and extends for 150 miles with a width of 50 to 60 miles. The eastern side is covered with forest, fringing the table land, and covering the slopes into the lowland bordering the sea. The Lemurs

dwell among the rocks in the south and southwest portion, and are not arboreal. Their hands (hands and feet?) have long, smooth, level and leather like palms which give them a firm footing on the wet, slippery rocks, over which they easily travel, as a fly does on a pane of glass, and people, although barefooted, are unable to follow them. The thumbs are smaller in proportion to those of the forest Lemurs, whose fingers are suitable for grasping as they spring from tree to tree, rarely descending to the ground except for water. There are very few trees where the Ring-tailed Lemurs live, and these are stunted and bushy. These Lemurs have two long upper fangs, longest in the males, and with these they take away the outer coating of the prickly pear which is full of fine spines, and which forms their principal food, as it grows abundantly in the crevices and around the foot of the rocks. In summer they feed on various kinds of wild figs and bananas. The fangs, (canines), are doubtless used for self defence, although when fighting they depend chiefly on their hands, with which they scratch and strike, and a male has been seen to whip a dog larger than itself by these means. They are very easily tamed, and will eat almost any kind of fruit, but no cooked meat; cooked rice however, they can be induced to eat. They do not drink in the wild state, as is proved by native statements, and from the fact of their abstaining for a month or more when in captivity, and living on bananas during that period. The Lemurs living on the west, including two species of white Lemurs, (*PROPITHECUS*), subsist without water, but those on the east invariably drink when feeding.

There is no difference in appearance between the sexes.

#### **LEMUR VARIEGATUS Kerr.**

*Lemur macaco variegatus* Kerr, Anim. Kingd., 1792, p. 86, No. 98.

*Lemur macaco* (nec Linn.), Schreb., Säugth., 1775, pl. XLB; Audeb., Hist. Nat. Singes et des Makis, 1797, p. 16, pls. V, VI; Shaw, Genl. Zool., I, 1800, p. 112; E. Geoff., Ann. Mus. Hist. Nat. Paris, XIX, 1812, p. 159; Desm., Mamm., 1820, p. 87; Fisch., Syn. Mamm., 1829, p. 75; Wagn., Schreb., Säugth. Suppl., I, 1840, p. 266; V, 1855, p. 142; Gerv., Hist. Nat. Mamm., I, 1854, p. 166.

*Lemur varius* I. Geoff., Cat. Primates, 1851, p. 7; Dahlb., Stud. Zool. Fam. Reg. Anim. Nat., fasc. I, 1856, pp. 213, 217; Schleg., Mus. Pays-Bas, Simiæ, 1876, p. 301; Anders., Cat. Mamm. Ind. Mus. Calc., 1881, p. 91, Pt. I; A. Milne-Edw. et Grandid., Hist. Nat. Madag., 1890, Atl., II, pls. CXXIII,

- CXXIX; Forbes, Handb. Primates, I, 1894, p. 68; Elliot, Cat. Mamm. Field Columb. Mus., VIII, 1906, p. 543, Zool. Ser. *Maki-vari* Coquer., Rev. Mag. Zool., 1859, p. 462.  
*Varecia varia* Gray, Proc. Zool. Soc. Lond., 1863, p. 136; 1872, p. 853; *Id.* Cat. Monkeys, Lemurs and Fruit-eating Bats, Brit. Mus., 1870, p. 70, fig.  
*Lemur macaco griseo-maculatis* Fitzing., Sitzungsber. Metth. Nat. Akad. Wiss. Wien, 1870, p. 619.

RUFFED LEMUR.

*Type locality.* Madagascar.

*Geogr. Distr.* North eastern Madagascar from Adenpone to Cape Masoala at the entrance of Antongil Bay, and into the interior to Bengoa.

*Genl. Char.* Color black and white, and variable in the extreme in the arrangement; apparently purely individual. Tail thick, long; ears hidden in fur; chin naked; coat thick and woolly.

*Color.* Excessively variable. Possibly the most usual style has the nose black on top, the sides covered with short yellowish white hairs; cheeks, forehead, top of head, neck, upper back, arms to elbows, wrists, outer edge of thighs, ankles, inner side of limbs, under parts, hands, feet and tail black; rump, flanks, outer side of thighs, and legs to ankles white. In some examples there is a white collar around the neck beneath the head, and the hind neck is white down to the lower back, and this is often tinged with orange or deep buff; but the extent and distribution of these two colors varies so greatly that it is practically impossible to find two individuals alike.

*Measurements.* Skull: occipito-nasal length, 99; Hensel, 89; zygomatic width, 59; intertemporal width, 40; palatal length, 44; medium length of nasals, 31; length of upper molar series, 30; length of mandible, 39; length of lower molar series, 35.

Coquerel states, (l. c.) that this animal is considered sacred by the natives of Tamatave, and they say it worships the sun, and prays to it every morning. This idea doubtless comes from a habit this Lemur has in common with the Mococo. An individual of this species which he had in captivity, at the first rays of the sun appearing sat up on its hind legs and remaining erect, would open and extend the arms holding them in this position while looking at the sun, as if its vivifying influence would by this action be received within itself. One, seeing Lemurs in European menageries, would obtain no idea of the activity they display in their native wilds, or of the grace of their movements and their incredible agility in the Madagascar forests, as they launch

themselves from branch to branch with astonishing precision, and pass from tree to tree in prodigious leaps.

**LEMUR VARIEGATUS RUBER E. Geoffroy.**

*Lemur ruber* E. Geoff., Ann. Mus. Hist. Nat. Paris, XIX, 1812, p. 159; *Id.* Cours Hist. Nat. Mamm., 1828, p. 19, 11me Leçon; Less., Man. Mamm., 1827, p. 66; F. Cuv., Hist. Nat. Mamm., 1833, p. 219, pl. LXXX; Wagn., Schreb., Säugth. Suppl., I. 1840, p. 272; V, 1855, p. 142; van d. Hoen., Tijdsch. Natur. Geschied., XI, 1844, p. 34; I. Geoff., Cat. Primates, 1851, p. 71; Gerv., Hist. Nat. Mamm., I, 1854, p. 166, pl. X; Dahlb., Stud. Zool. Fam. Reg. Anim. Natur., fasc. I, 1856, pp. 213, 219; Fitzing., Sitzungsber. Metth. Natur. Akad. Wiss. Wien, 1870, p. 636; Gray, Proc. Zool. Soc. Lond., 1872, p. 853; Forbes, Handb. Primates, I, 1894, p. 69, pl. VII.

*Prosimia erythromela* Less., Tabl. Reg. Anim., 1842, p. 10.

*Varecia ruber* Gray, Cat. Monkeys, Lemurs and Fruit-eating Bats, Brit. Mus., 1870, p. 71.

**RED-RUFFED LEMUR.** Native name *Varikossi*.


*Type locality.* Madagascar. Type not found in Paris Museum.

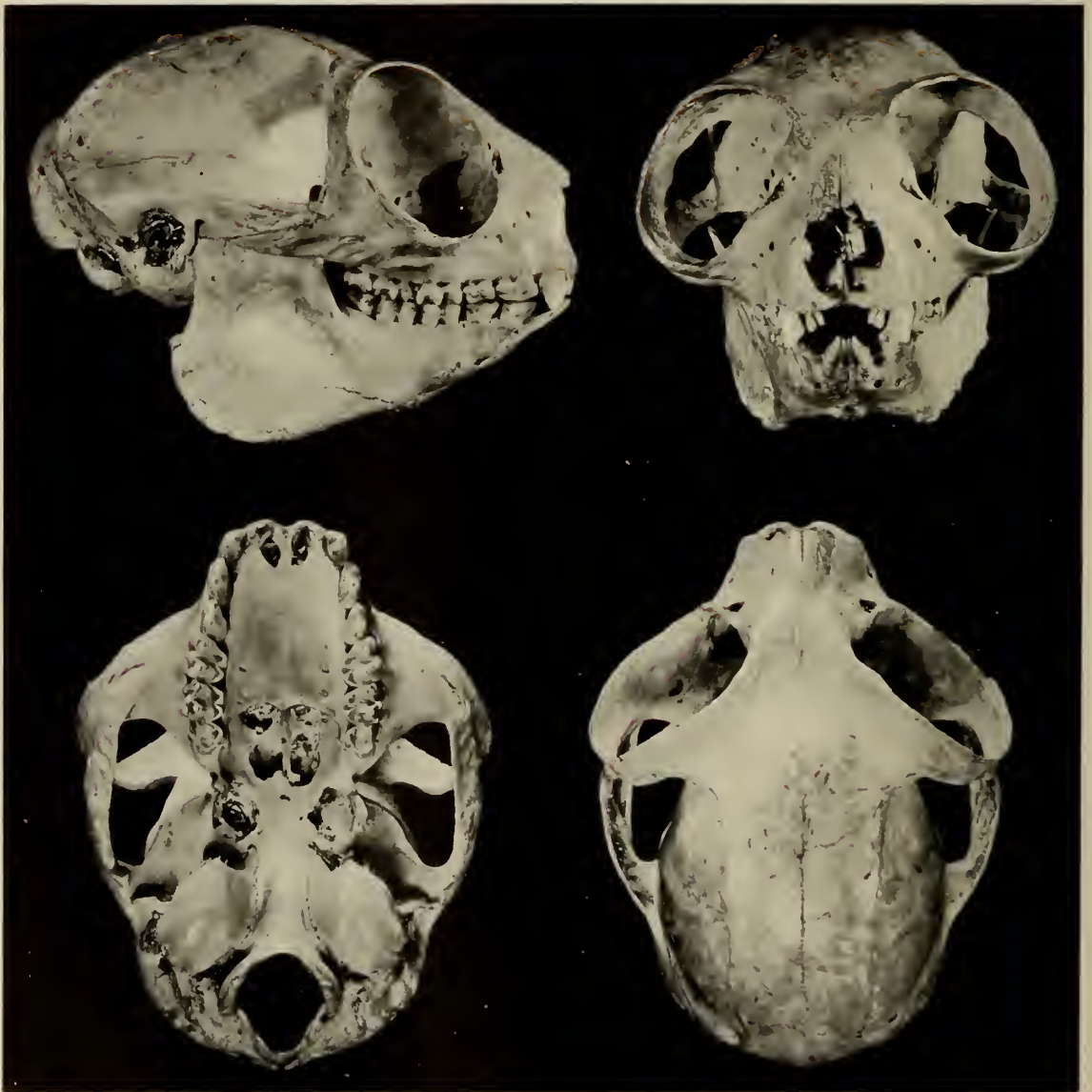
*Geogr. Distr.* Eastern Madagascar, from Bay of Antongil in the north to Masindrano in the south.

*Color.* Back of neck and circle around ankles white; ruff, rusty or orange red; upper part and sides of body, and outer side of limbs rusty red; under parts, and inner side of limbs and tail, black. Variations from this style are frequently seen, but the predominant color is usually some shade of red.

*Measurements.* Size same as *L. VARIEGATUS*. Skull: occipito-nasal length, 99; Hensel, 85; zygomatic width, 59; intertemporal width, 34; median length of nasals, 33; length of upper molar series, 36; length of mandible, 70; length of lower molar series, 32.


This handsome variety of *LEMUR VARIEGATUS* apparently ranges to the south of that species on the eastern coast of Madagascar, the two forms meeting at the Bay of Antongil. While exhibiting sundry styles of different colorations, it is not subject to such extreme variations as those shown by its relatives. Its bright color gives it a very gay and attractive appearance, even more striking than that of the strongly contrasted hues of *L. VARIEGATUS*. No especial records have been given of the habits of this form, but it is not supposed that they differ in any degree from those of its relative.





LICHANOTUS LANIGER.

No. 1512d Brit. Mus. Coll.  $\frac{1}{2}$  larger than Nat. Size.





LICHANOTUS LANIGER



## Subfamily 4. Indrisinæ.

## GENUS LICHANOTUS. THE AVAHI.

I.  $\frac{2-2}{1-1}$ ; C.  $\frac{1-1}{1-1}$ ; P.  $\frac{2-2}{2-2}$ ; M.  $\frac{3-3}{3-3} = 30$ .

**LICHANOTUS** Illig., Prodr. Syst. Mamm. et Avium, 1811, p. 72. Type  
*Lemur laniger* Gmelin.

*Avahi* Jourd., L'Institut., II, 1834, p. 231.

*Microrhynchus* Jourd., Thèse inaug. Faculté Scien. Grenoble, 1834,  
(nec Megerle, 1823, Coleopt.).

*Habrocebus* Wagn., Schreb., Säugth. Suppl., I, 1840, pp. IX, 257,  
(Part.).

*Semnocebus* Less., Spec. Mamm., 1840, p. 207.

*Iropocus* Glog., Hand. u. Hilfsb. Naturg., I, 1841, pp. XXVIII,  
43, 44.

Fur woolly; head almost round; nose not elongate, hairy; face naked; nostrils opening into a cavity below the skin; ears small, hidden in fur; tail longer than body; third, fourth and fifth fingers flattened; third and fourth toes united by a membrane up to the first joint. Skull: braincase rounded, rather high; orbits very large; upper incisors small, outer ones the larger; canines short; premolars with an outer cingulum, and no interior cusp; molars four cusped. Inner lower incisors more slender than the outer; anterior and posterior molars with five cusps; palate reaching to middle of last molar; *os centrale* of wrist wanting; fourth finger and toe longest.

**LICHANOTUS LANIGER (Gmelin).**

*Lemur laniger* Gmel., Syst. Nat., I, 1788, p. 44; Cuv., Tabl. Element. Mamm., 1798, p. 101; Shaw, Genl. Zool., I, 1800, p. 99, pl. XXXIV; Fisch., Anat. Maki, 1804, p. 16; Griff., Anim. Kingd., V, 1827, p. 125; van d. Hoev., Tijdsch. Natur. Geschied., 1844, p. 27.

*Lemur brunneus* Link, Beytr. Natur., 2nd Pt., 1795, p. 165.

*Indris longicaudatus* E. Geoff., Ann. Mus. Hist. Natur. Paris, XIX, 1812, p. 158; Desm., Nouv. Dict. Hist. Nat., XVI, 1817, p.

171; *Id.* Mamm., 1820, p. 97; Less., Man. Mamm., 1827, p. 65; Lenz, Nat. Säugeth., 1831, p. 35.

*Microrhynchus laniger* Jourd., Thèse inaug. Facul. Scien. Grenoble, 1834, II, p. 231; Coquerel, Rev. Mag. Zool., 1859, p. 461; Gray, Proc. Zool. Soc. Lond., 1863, p. 141; Mivart, Proc. Zool. Soc. Lond., 1866, p. 151, pl. XV; Gray, Cat. Monkeys, Lemurs and Fruit-eating Bats, Brit. Mus., 1870, pp. 90, 136; Bartl., Proc. Zool. Soc. Lond., 1879, p. 769.

*Indris laniger* A. Smith, S. Afr. Quart. Journ., II, 1835, p. 27; Mivart, Proc. Zool. Soc. Lond., 1867, p. 256; 1873, pp. 484, 494-497.

*Avahis laniger* Less., Compl. Buff., I, 1838, p. 294; I. Geoff., Cat. Primates, 1851, p. 69; Gerv., Hist. Nat. Mamm., I, 1854, p. 164, pl. VII; Dahlb., Stud. Zool. Fam. Reg. Anim. Nat., fasc. I, 1856, p. 202; Schleg., Mus. Pays-Bas, Simiæ, 1876, p. 290.

*Lichanotus laniger* Illig., Prodr. Syst. Mamm. Av., 1811, p. 72; Blainv., Ostéog. Mamm., Primates, 1841, p. Atl., pl. VIII, Lemur.

*Semnocebus avahi* Less., Spec. Mamm., 1840, p. 210; *Id.* Suppl. Buff., 1847, p. 103.

*Lichanotus avahi* van d. Hoev., Tijdsch. Natur. Geschied., 1844, p. 44, pl. I, fig. 6, pl. III; *Id.* Die Säugeth., 1855, p. 1024.

*Habrocebus lanatus* Schinz, Syn. Mamm., 1844, p. 115; Wagn., Schreb., Säugth. Suppl., I, 1840, p. 258, tab. XLII A; Fitzinger., Sitzungsber. Metth. Natur. Akad. Wiss. Wien, 1870, p. 603.

*Lemur lanatus* Schleg., Handb. tot der Dierk., I, 1857, p. 19.

WOOLLY AVAHI. Native name *Ovandros*, *Ampongui*.

*Type locality.* Madagascar.

*Geogr. Distr.* Eastern coast of Madagascar, and the Bay of Passandava on the west coast. St. Mary's Island, (Coquerel).

*Color.* Face covered with russet hairs, nose pad naked; a buff band across forehead, anterior to which is a blackish band; top of head and neck blackish brown, hairs white tipped; ears and patch beneath tawny black; shoulders, and upper parts of back tawny, tips of hairs paler, their bases slate; tips of hairs on lower back, and outer side of legs buff; patch on rump buff; upper parts washed with ochraceous; under parts, and inner side of limbs dark gray; hands dark reddish; feet reddish; tail bright dark cinnamon rufous.

*Measurements.* Skull: occipito-nasal length, 49; Hensel, 38; zygomatic width, 37; intertemporal width, 21; median length of nasals,

9; breadth of braincase, 26; length of upper molar series, 17; length of mandible, 32; length of lower molar series, 18.

This curious little animal, with a coat much resembling wool, is strictly nocturnal in its habits, sleeping during the day. It is arboreal, and inhabits the forests on the eastern coast of Madagascar, and along the Bay of Passandava on the west coast. Examples from the north western part are smaller and of a lighter color. Coquerel (l. c.) states that this animal is found in the great forest of Tsasifout on the Island of St. Mary and is known to the natives by the name *Ampongui*. It is more decidedly nocturnal than the true Lemurs and a more stupid animal.

## GENUS PROPITHECUS. SIFAKAS.

I.  $\frac{2-2}{1-1}$ ; C.  $\frac{1-1}{1-1}$ ; P.  $\frac{2-2}{2-2}$ ; M.  $\frac{3-3}{3-3} = 30$ .

**PROPITHECUS** Bennett, Proc. Zool. Soc. Lond., 1832, p. 20. Type  
*Propithecus diadema* Bennett.

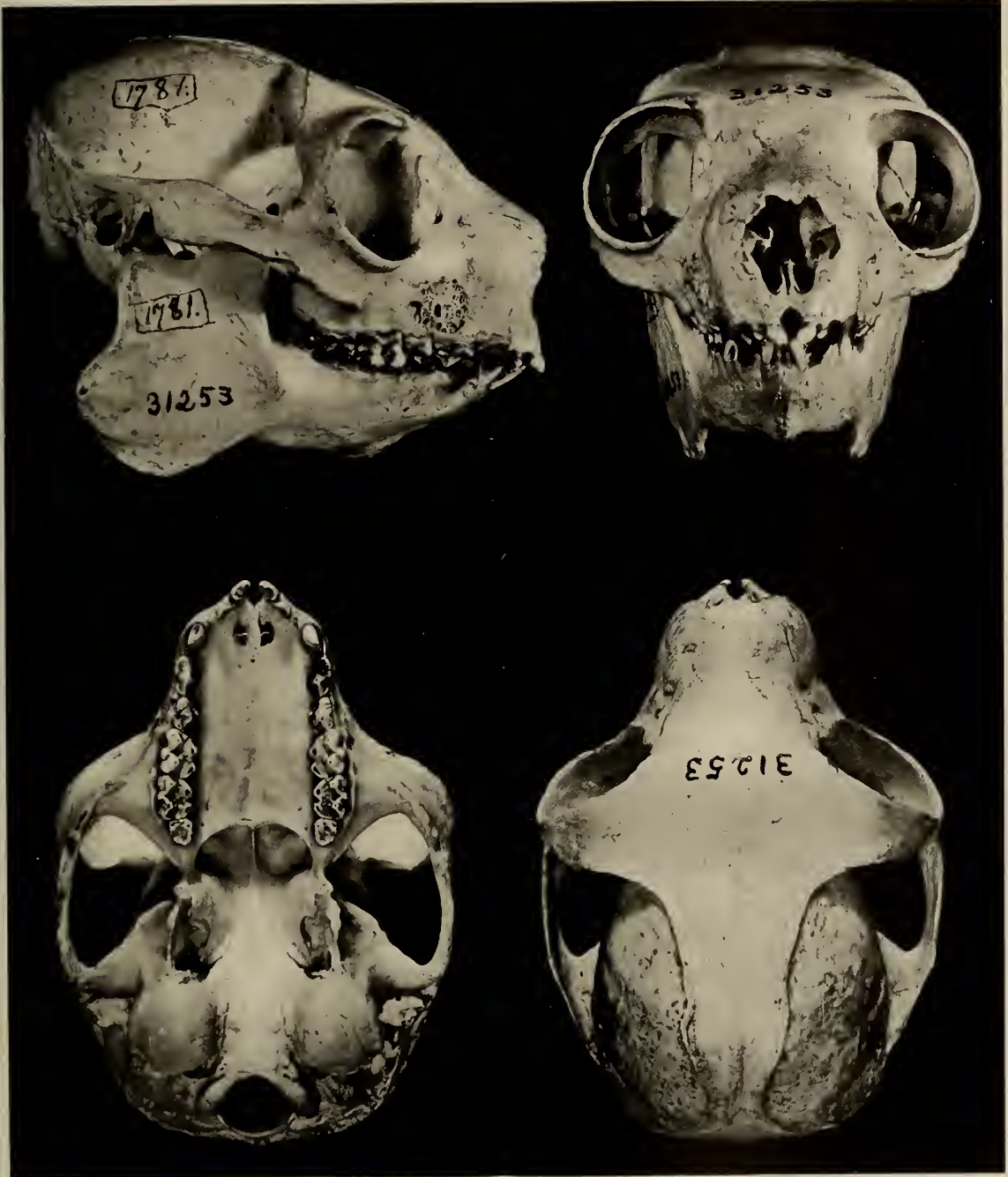
*Macromerus* A. Smith, S. Afr. Quart. Journ., 2nd Ser., 1833, p.  
49, (nec Schonherr, 1826, Coleopt.).

*Habrocebus* Wagn., Schreb., Säugth. Suppl., I, 1840, pp. IX, 257.

Head longer than broad; muzzle black, naked; ears partly concealed in the fur, hairy; tail long; index finger not united to the others. Between the arms and the body is a fold of skin. Skull: upper incisors protruding, the inner pair approximating and longer than outer; braincase high; diastema between upper canines and premolars; lower molars quadricuspidate.


The Sifakas, as these rather handsome animals are called, are remarkable for their wonderful diversity of coloration.

As now restricted only two species are recognized, each having several subspecies, which are only met with in certain localities apart from their species. The color is usually white varied with yellowish, red, or black markings. Sometimes black phases occur when the entire pelage is of that hue. The animals are only found in Madagascar, and very little has been recorded of their habits. They are dwellers of many parts of the Island, and are not confined to the forests, but are met with in the arid tracts, and on the plains where trees are infrequent. Albino individuals are found, mostly belonging to the *P. v. deckeni* variety, a form that exhibits very great diversity of color and pattern among individuals. In fact examples of most of the forms vary so much in this respect that many descriptions would be necessary to make them recognizable, and enable one, not familiar with the group, to attribute the examples to their proper place among the different accepted forms. The Sifakas are venerated and never killed by the natives of Madagascar. They are inoffensive animals, going about in troops of half a dozen individuals, and live upon various leaves, fruits and flowers, quite a different diet from that of other species of Lemurs. During the heat of the day they sleep in some secluded place among the foliage and are active in the early mornings and evenings.



PROFITHECUS DIADEMA.

No. 31253 Amer. Mus. Nat. Hist. Coll. Nat. Size.



## LITERATURE OF THE SPECIES.

1832. *Bennett, in Proceedings of the Zoological Society of London.*  
PROPITHECUS DIADEMA described.
1840. *Wagner, Schreber die Säugthiere in Abbildungen nach der Natur mit Beschreibungen. Supplementband.*  
PROPITHECUS DIADEMA is here placed in the genus *Habrocebus*.
1867. *Grandidier, in Revue et Magasin de Zoologie.*  
PROPITHECUS VERREAUXI described.
1867. *A. Milne-Edwards, in Revue et Magasin de Zoologie.*  
*Propithecus verreauxi coquereli* described as *Propithecus coquereli*.
1870. *J. E. Gray, Catalogue of Monkeys, Lemurs and Fruit-eating Bats, British Museum. Appendix.*  
*Propithecus verreauxi coquereli* redescribed as *Propithecus damonis*.
1870. *Peters, in Monatsberichte Königl. Preuss. Akad. der Wissenschaften.*  
*Propithecus verreauxi deckeni* described as *Propithecus deckeni*.
1871. *Grandidier, in Comptes Rendus.*  
*Propithecus diadema edwardsi* described as *Propithecus diadema* var. *edwardsi*.
1871. *A. Milne-Edwards, in Revue des Travaux Scientifiques.*  
*Propithecus verreauxi coronatus* described as *Propithecus verreauxi* var. *coronatus*.
1872. *Grandidier, in Revue et Magasin de Zoologie.*  
*Propithecus diadema sericeus* described as *Propithecus diadema* var. *sericeus*.
1875. *Gunther, in Annals and Magazine of Natural History.*  
PROPITHECUS DIADEMA black phase; described as *Propithecus holomelas*.
1876. *Schlegel, Muséum d'Histoire Naturelle des Pays-Bas, Simia.*  
In this work the various forms described are all given full specific rank. The species are *P. coquereli* = *P. v. coquereli*; *P. damanus* = *P. v. coquereli*; *P. deckeni* = *P. v. deckeni*; *P. verreauxi*; *P. diadema*; *P. edwardsi* = *P. d. edwardsi*; and *P. holomelas* = *P. diadema*.
1894. *Rothschild, in Novitates Zoologicae.*  
PROPITHECUS VERREAUXI redescribed as *Propithecus majori*.

## GEOGRAPHICAL DISTRIBUTION OF THE SPECIES AND SUBSPECIES.

On the eastern coast of Madagascar, *P. DIADEMA* ranges from the Bay of Antongil on the north to the Masora River in the south; and *P. d. edwardsi* from the Faraouny to the Masora; and north of Antongil Bay *P. v. sericeus* is found. On the west coast, in the northern part *P. v. coronatus* is met with from the Bay of Mozamba to the Manjaray River, and also for some distance into the interior. Between the southern base of the eastern range of mountains and the River Tsidsibon *P. VERREAUXI* is found; while *P. v. coquereli* is met with from the north side of Bombetok Bay to the south side of Marendry Bay, the Betsiboka River being its southern limit. In the center of the west coast on the great plains between the Rivers Mananbolo and Manzarayo, *P. v. deckeni* has its range.

## KEY TO THE SPECIES AND SUBSPECIES.

- A. Face and nose black.
  - a. Body not mostly white.
    - a.' Forehead white, back dark gray .....*P. diadema*.
    - b.' Forehead black glossed with purple, back chestnut .....*P. d. edwardsi*.
  - B. Face black spotted with yellow .....*P. d. sericeus*.
  - C. Face and ears black.
    - a. Body mostly white.
      - a.'" Outer side of limbs ashy gray.
      - a.'" Under parts white .....*P. verreauxi*.
      - b.'" Under parts bright rufous .....*P. v. deckeni*.
    - D. Face black, nose white.
      - a. Outer side of limbs dark maroon .....*P. v. coquereli*.
      - b. Outer side of limbs rusty red .....*P. v. coronatus*.

With species, such as these of this genus, which vary from each other in an almost unlimited degree, no key can be constructed to give all the phases of coloration. What may therefore be considered as representing the typical styles has been selected in the descriptions of the different forms embraced in the above key.

**PROPITHECUS DIADEMA** Bennett.

*Propithecus diadema* Bennett, Proc. Zool. Soc. Lond., 1832, p. 20; Ogilby, The Naturalist, II, 1837, p. 9; Less., Spec. Mamm., 1840, p. 220; Gray, List Mamm. Brit. Mus., 1843, p. 16; van



d. Hoev., Tijdsch., Nat. Geschied., 1844, pp. 9, 45; I. Geoff., Cat. Mamm., 1851, p. 68; Gerv., Hist. Nat. Mamm., I, 1854, p. 162, pl. VIII; van d. Hoev., Handb. Dierkunde, II, 1855, p. 1042; Dahlb., Stud. Zool. Fam. Reg. Anim. Natur., fasc. I, 1856, p. 204; Pollen, Nederl. Tijdsch. Dierk., I, 1863, p. 286; Mivart, Proc. Zool. Soc. Lond., 1864, p. 338; Grandid., Rev. Mag. Zool., 1867, p. 313; Fitzing., Sitzungs. Metth. Natur. Akad. Wiss. Wien, 1870, p. 608; Gray, Cat. Monkeys, Lemurs and Fruit-eating Bats, Brit. Mus., 1870, p. 90; 1872, p. 847; Bartl., Proc. Zool. Soc. Lond., 1875, p. 62; A. Milne-Edwards et Grandid., Hist. Nat. Madagas., I, 1875, p. 296, pls. I-III; Schleg., Mus. Pays-Bas, Simiæ, 1876, p. 296; Anders., Cat. Mamm. Ind. Mus. Calc., Pt. I, 1881, p. 93; Forbes, Handb. Primates, I, 1894, p. 98; Elliot, Cat. Mamm. Field Columb. Mus., VIII, 1906, p. 541.

*Macromerus typicus* A. Smith, S. Afr. Quart. Journ., 1833, p. 20.

*Habrocebus diadema* Wagn., Schreb., Säugth. Suppl., I, 1840, p. 260; V, 1855, p. 141; Schinz, Syn. Mamm., 1844, p. 115.

*Lichanotus diadema* Blainv., Ostéog. Mamm., Primates, 1841, Atl., pl. VIII, (Lemur).

*Indrus albus* Vinson, Compt. Rend., LV, 1862, p. 829; *Id.* Rev. Mag. Zool., 1862, p. 494.

*Indrus diadema* Mivart, Proc. Zool. Soc. Lond., 1867, p. 247, pl. XVII, (skull), text figs. 1-3, (skull and teeth).

**DIADEMED SIFAKA.**

*Type locality.* Sambava, Northeastern Madagascar.

*Geogr. Distr.* North east Madagascar between the rivers Lokoy and Bemarivo, (Grandidier).

*Genl. Char.* Head round, muzzle naked; thumb slender, widely placed from fingers; great toe large, powerful; depression in skull behind orbits.

*Color.* Forehead white or yellowish white; back of head, neck and narrow dorsal line to middle of back, black; shoulders and back dark gray; rump buff yellow; outer side of arms buff yellow; outer side of legs cream color; sides of body brownish gray; brownish bar across lower part of throat; upper part of throat, chest and abdomen yellowish white; hands black; feet ochraceous buff, the central portion brownish, toes black; tail buff yellow at base, paler in the center and then grayish white to tip. Ex type in British Museum. No skull. In fresh specimens, the arms, legs, and rump at base of tail are orange color.

*Measurements.* Skull: occipito-nasal length, 92; Hensel, 81; zygomatic width, 64; intertemporal width, 37; palatal length, 36; width of braincase, 49; median length of nasals, 19; length of upper molar series, 31; length of mandible, 72; length of lower molar series, 33. Ex skull of skeleton No. 1533 in British Museum.

PROPITHECUS DIADEMA EDWARDSI Grandidier.

*Indris diadema* (nec Bennett), Mivart, Proc. Zool. Soc. Lond., 1867, p. 255.

*Propithecus diadema* var. *edwardsi* Grandid., Compt. Rend., 1871, p. 231; A. Milne-Edwards et Grandid., Hist. Nat. Madag., Mamm., I, 1875, p. 4, pl. III.

*Propithecus edwardsi* Sclat., Ann. Mag. Nat. Hist., XVI, 10th Ser., 1872, p. 847; Gray, Proc. Zool. Soc. Lond., 1872, p. 847; Bartl., Proc. Zool. Soc. Lond., 1875, p. 63; 1879, p. 769; Schleg., Mus. Pays-Bas, Simiæ, 1876, p. 297; Forbes, Handb. Primates, I, 1894, p. 99.

*Propithecus bicolor* Gray, Ann. Mag. Nat. Hist., 10th Ser., 1872, p. 206.

*Propithecus holomelas* Gunth., Ann. Mag. Nat. Hist., 4th Ser., XVI, 1875, p. 125; Schleg., Mus. Pays-Bas, Simiæ, 1876, p. 297; Bartl., Proc. Zool. Soc. Lond., 1879, p. 769. (Melanistic style).

*Propithecus diadema* var. *holomelas* A. Milne-Edw. et Grandid., Hist. Nat. Madag., Mamm., I, 1875, p. 4. (Note).

*Propithecus diadema holomelas* Elliot, Cat. Mamm. Field Columb. Mus., VIII, 1906, p. 542, Zool. Ser.

MILNE-EDWARDS SIFAKA.

*Type locality.* Forests in the west of Mananzary. Island of Madagascar, in the interior for the melanistic style *holomelas*. Type of species in Paris Museum; type of *P. holomelas* in British Museum.

*Geogr. Distr.* Forests of east coast of Madagascar and southern coast from the Masora River to the Faraouny, and the forests of the interior near Fienerentova.

*Genl. Char.* Face slightly haired. Color various, sometimes melanistic.

*Color.* Head and neck black glossed with purple; back chestnut, growing paler towards middle of back; lower back white divided by a median brown line; flanks white; arms and hands, and upper surface of thighs black; legs and feet purplish chestnut, rump at root of tail, and

inner part of thighs chestnut; inner side of arms, legs, and abdomen burnt umber; chest black; tail black. Ex type in Paris Museum.

The melanistic style has the face, head, neck, back, sides, limbs, hands, feet and tail black; at root of tail a cinnamon rufous spot; entire under parts and inner side of limbs drab washed with mars brown. Ex type *P. holomelas* British Museum.

*Measurements.* Skull: occipito-nasal length, 84; Hensel, 69; zygomatic width, 59; intertemporal width, 39; palatal length, 31; median length of nasals, 19; width of braincase, 49; length of upper molar series, 28; length of mandible, 60; length of lower molar series, 31.

PROPITHECUS DIADEMA SERICEUS Grandidier.

*Propithecus diadema* var. *sericeus* Grandid., Rev. Zool., 1872, p. 274; Milne-Edw. et Grandid., Hist. Nat. Madag., Mamm., I, 1875, p. 4, pl. II; Forbes, Handb. Primates, I, 1894, p. 99.

*Propithecus sericeus* Schleg., Mus. Pays-Bas, Simiæ, 1876, p. 292.

(Note).

SILKY SIFAKA.

*Type locality.* Sambava, northwest coast of Madagascar. Type in Paris Museum.

*Geogr. Distr.* Narrow belt of forest between the rivers Lokoi and Bemarivo, on eastern side of the mountains in north western Madagascar.

*Gen. Char.* Body white or washed with yellow; face black, spotted.

*Color.* Face and forehead black, spotted with yellow; top and back of head dark brownish gray; back, shoulders and arms pale fawn; hands black; rest of body, legs and tail white.

The type in the Paris Museum is entirely white, the other colors having disappeared from exposure to light.

*Measurements.* Size equal to *P. v. coronatus*. Skull: occipito-nasal length, 77; Hensel, 68; zygomatic width, 57; intertemporal width, 31; median length of nasals, 14; length of upper molar series, 28; length of mandible, 56; length of lower molar series, 31.

PROPITHECUS VERREAUXI Grandidier.

*Propithecus verreauxi* Grandid., Rev. Mag. Zool., 1867, pp. 84, 313; *Id.* Album Reunion, IV, 1867, p. 162, pls. I-II; Gray, Cat. Monkeys, Lemurs and Fruit-eating Bats, 1870, p. 136; *Id.* Proc. Zool. Soc. Lond., 1872, p. 847; Milne-Edw. et Grandid., Hist. Nat. Mad., Mamm., I, 1875, p. 305, pls. IV, VIII;

Schleg., Mus. Pays-Bas, Simiæ, 1876, p. 293; Bartl., Proc. Zool. Soc. Lond., 1879, p. 769; Forbes, Handb. Primates, I, 1894, p. 100; Elliot, Cat. Mamm. Field Columb. Mus., VIII, 1906, p. 542, Zool. Ser.

*Propithecus majori* Rothsch., Novit. Zool., I, 1894, p. 666, pl. XIV.

VERREAUX'S SIFAKA.

*Type locality.* Mananzari, Madagascar. Type in Paris Museum.

*Geogr. Distr.* South west coast of Madagascar, between the southern base of the eastern range of mountains and the River Tsidsibon.

*Genl. Char.* Face naked; skull swollen between orbits; incisors sub-equal.

*Color.* Top of head dark reddish brown, this color not reaching the face; gray patch on middle of back; outer side of forearms, and legs ashy gray; rest of head, body and limbs white; tail yellowish white. Face and interior of ears black.

*Measurements.* Total length, 1,000; tail, 550. Skull: occipitonasal length, 77; Hensel, 64; zygomatic width, 55; intertemporal width, 27; median length of nasals, 8; length of upper molar series, 27; length of mandible, 56; length of lower molar series, 28.

The type of this species in the Paris Museum with the exception of the spot on the head has faded completely, the entire body and limbs being white, the gray hue having disappeared. *P. majori* is undoubtedly a melanistic form of *P. verreauxi* which is found in the same locality, the Collector obtaining both the typical and melanistic styles. I have examined the type of *majori* in Tring Museum.

PROPITHECUS VERREAUXI DECKENI (Peters).

*Propithecus deckeni* Peters, Monatsb. K. Preuss. Akad. Wiss. Berlin, 1870, p. 421; Gray, Proc. Zool. Soc. Lond., 1872, p. 847; Bartl., Proc. Zool. Soc. Lond., 1875, p. 63; Schleg., Mus. Pays-Bas, Simiæ, 1876, p. 294; Forbes, Handb. Primates, I, 1894, p. 101.

*Propithecus candidus* Grandid., Compt. Rend., 1871, p. 231.

*Propithecus verreauxi* var. *deckeni* Milne-Edw. et Grandid., Hist. Nat. Madag., Mamm., I, 1875, p. 312, pl. V.

*Propithecus verreauxi deckeni* Elliot, Cat. Mamm. Field Columb. Mus., VIII, 1906, p. 542, Zool. Ser.

## VAN DER DECKEN'S SIFAKA.

*Type locality.* West coast of Madagascar. Type in Berlin Museum.

*Geogr. Distr.* Middle of the west coast of Madagascar on the great plains between the rivers Mananbolo and Manzarayo.

*Genl. Char.* Face and ears black, colors pale, various.

*Color.* General color entirely white washed with yellow, or ashy gray on neck and outer side of limbs; chest, and inner side of limbs rusty white; under parts rufous; fulvous patch at base of tail; tail white. Ex type Berlin Museum.

Some specimens have a gray collar, others only a gray spot on the neck.

*Measurements.* Skull: occipito-nasal length, 78; Hensel, 66; zygomatic width, 56; intertemporal width, 32; median length of nasals, 13; length of upper molar series, 28; length of mandible, 60; length of lower molar series, 30.

## PROPITHECUS VERREAUXI COQUERELI (A. Milne-Edwards).

*Cheirogaleus (!) coquereli* A. Milne-Edw., Rev. Mag. Zool., 1867, p. 85.

*Propithecus damonis* Sclat., Proc. Zool. Soc. Lond., 1870, p. 112; Gray, Cat. Monkeys, Lemurs and Fruit-eating Bats, Brit. Mus., Append., p. 137; *Id.* Proc. Zool. Soc. Lond., 1872, p. 847; Pollen in Schleg., Mus. Pays-Bas, Simiæ, 1876, p. 293.

*Propithecus verreauxi* var. *coquereli* Milne-Edw. et Grandid., Hist. Nat. Madag., Mamm., I, 1875, p. 314, pl. VI.

*Propithecus verreauxi coquereli* Elliot, Cat. Mamm. Field Columb. Mus., VIII, 1906, p. 542, Zool. Ser.

*Propithecus coquereli* Forbes, Handb. Primates, I, 1894, p. 102, pl. XI; Schleg., Mus. Pays-Bas, Simiæ, 1876, p. 292.

## COQUEREL'S SIFAKA.

*Type locality.* Morondova, Madagascar. Type in Paris Museum.

*Geogr. Distr.* North west coast of Madagascar between the south side of Marendry Bay and the north side of Bombetok Bay, the Betsiboka River being the southern limit of its range and the Loza the northern.

*Genl. Char.* Face naked, and except a white center on the nose, is black; ears black, nearly hidden in fur; colors white and maroon.

*Color.* Outer side of arms from shoulder to wrist, chest, and upper part of thighs dark maroon; head, neck, body above and beneath, inner side of limbs, and long hair from lower side of arms and legs

yellowish white; loins, hands and feet white; tail rusty gray; ears black. Ex type Paris Museum.

*Measurements.* Skull: occipito-nasal length, 82; Hensel, 70; zygomatic width, 60; intertemporal width, 33; median length of nasals, 10; length of upper molar series, 28; length of mandible, 60; length of lower molar series, 26.

PROPITHECUS VERREAUXI CORONATUS A. Milne-Edwards.

*Propithecus verreauxi* var. *coronatus* A. Milne-Edw., Rev. Scient., 1871, p. 224; Milne-Edw. et Grandid., Hist. Nat. Madag., Mamm., I, 1875, p. 316, pl. VII.

*Propithecus coronatus* Gray, Proc. Zool. Soc. Lond., 1872, p. 847; 1875, p. 63; Forbes, Handb. Primates, I, 1894, p. 102.

*Propithecus verreauxi coronatus* Elliot, Cat. Mamm. Field Columb. Mus., VIII, 1906, p. 542, Zool. Ser.

CROWNED SIFAKA.


*Type locality.* Province of Boeny on the Bay of Bombetok, Madagascar. Type in Paris Museum.

*Geogr. Distr.* North west coast of Madagascar between the Bay of Mozamba on the north, the River Betseboka on the east, and the River Manzaray on the west, in the country of Boeny, extending its range for some distance into the interior.

*Genl. Char.* Muzzle broad, naked; braincase large; nasals extending beyond incisors; nose flat. Colors various.

*Color.* Face naked, black; top of nose covered with short white hairs; top and sides of head in front of ears descending to, and covering the throat, chocolate brown; ears black fringed with white; upper surface of arms and thighs rusty red; under part orange red; rest of body, limbs, hands, feet and tail pure white. Ex type Paris Museum.

*Measurements.* Size about equal to P. VERREAUXI. Skull: occipito-nasal length, 81; Hensel, 67; intertemporal width, 34; zygomatic width, 55; median length of nasals, 11; length of upper molar series, 28; length of lower molar series, 30. Ex type Paris Museum.





INDRIS INDRIS.

No. 48.10.28.1. Brit. Mus. Coll. Nat. Hist.



## GENUS INDRIS. BLACK INDRIS.

I.  $\frac{2-2}{1-1}$ ; C.  $\frac{1-1}{1-1}$ ; P.  $\frac{2-2}{2-2}$ ; M.  $\frac{3-3}{3-3} = 30$ .

**INDRI** (sic) E. Geoff., Mag. Encyclop., I, 1796, p. 46. Type  
*Lemur indri* Gmelin.

*Indrium* Rafin., Analys. Nat., 1815, p. 54.

*Pithelemur* Less., Spec. Mamm., 1840, pp. 207-209.

*Sylvanus* Oken, Lehrb. Naturgesch., 1816, 3ter Theil, Zool. 2te  
Abeth., 1223-1225, (nec Latreille 1870, Coleopt.).

Head longer than broad; nose moderately lengthened covered with short hairs; fingers and toes hairy to the tips; ears rounded with a hairy fringe; arms about one quarter as long as legs; hands long, the four outer fingers united by a membrane up to the first joint; toes united half way. Ears rather large, tufted; tail rudimentary. Skull: long, laterally compressed; nasals not reaching end of premaxillæ; two upper premolars are unicuspidate; the molars quadricuspidate, each pair united by a transverse ridge; canines higher than premolars, no diastema; incisor subequal; first and second lower premolars semicuspidate; first molar quadricuspidate, each pair connected by an oblique ridge; anterior external cusp continued by a curved ridge to anterior basal process, and posterior internal cusp is joined to the anterior internal cusp by a curved oblique ridge; second molar quadricuspidate, no oblique ridge, the pairs of cusps connected by transverse ridges; posterior molar quinquicuspidate, oblique ridges connecting the pairs of cusps; incisors varying with individuals and in proportions, and with longitudinal external ridges. Laryngeal pouch present.

**INDRIS INDRIS (Gmelin).**

*Lemur indri* Gmel., Syst. Nat., I, 1788, p. 42; Link, Beytr. Naturg., 2nd Pt. 1795, p. 65; Cuv., Règn. Anim., 1817, I, p. 118; 1829, p. 108; 1836, p. 130.

*Indri brevicaudata* E. Geoff., Mag. Encyclop., 1796, p. 46; Shaw, Genl. Zool., I, 1800, p. 94, pl. XXXII; Fisch., Anat. Maki, 1804, p. 15, pl. II; Schleg., Mus. Pays-Bas, Simiæ, 1876, p. 290.

*Lichanotus indri* Illig., Prodr. Syst. Mamm. et Avium, 1811, p.

72; Oken, Lehrb. Zool., 1816, p. 1178; Blainv., Ostéog., Atl., Lemur, pls. IV, VIII.

*Indris brevicaudatus* E. Geoff., Ann. Mus. Hist. Nat. Paris, XIX, 1812, p. 157; Desm., Nouv. Dict. Hist. Nat., XVI, 1817, p. 170; *Id.* Mamm., 1820, p. 96; *Id.* Dict. Scien. Nat., 1823, p. 129; Less., Man. Mamm., 1827, p. 65; Ogilby, The Naturalist, II, 1837, p. 8; I. Geoff., Cat. Primates, 1851, p. 68; Dahlb., Stud. Zool. Fam. Reg. Anim. Natur., fasc. I, 1856, p. 20; Coquerel, Rev. Mag. Zool., 1859, p. 461; Pollen, Tijdsch. Dierk., I, 1863, p. 285; Gray, Proc. Zool. Soc. Lond., 1863, p. 133; Mivart, Proc. Zool. Soc. Lond., 1867, p. 255; Grandid., Rev. Mag. Zool., 1867, p. 314; Gray, Cat. Monkeys, Lemurs and Fruit-eating Bats, Brit. Mus., 1870, p. 91; *Id.* Proc. Zool. Soc. Lond., 1872, p. 848; Mivart, Proc. Zool. Soc. Lond., 1873, pp. 444-498; A. Milne-Edw. et Grandid., Hist. Nat. Madag., Mamm., 1875, p. 336, pls. XI, XII; Anders., Cat. Mamm. Ind. Mus. Calc., 1881, p. 94.

*Indris indri* E. Geoff., Cours Hist. Nat. Mamm., 1828, p. 20, 11me Leçon.

*Lichanotus indri* Voigt, Das Thierr., I, 1831, p. 102; van d. Hoes., Tijdsch. Natur. Geschied., 1844, p. 44, pl. I, fig. 5; Schinz, Syn. Mamm., I, 1844, p. 114; Schleg., Handb. Dierk., I, 1857, p. 19, pl. I, fig. 2; Huxley, Proc. Zool. Soc. Lond., 1864, p. 326, fig.

*Lichanotus niger* Smith, S. Afr. Quartl. Journ., II, 1833, p. 27. *Pithelemur indris* Less., Spec. Mamm., 1840, p. 208; *Id.* Nouv. Tabl. Règn. Anim., 1842, p. 9.

*Lichanotus brevicaudatus* Giebel, Die Säugeth., 1855, p. 1025; van d. Hoes., Handb. Dierk., II, 1855, p. 1041; Wagn., Schreb., Säugth. Suppl., V, 1855, p. 140.

**BLACK INDRIS.** *Endrina* or *Babakotou*, and *Amboanala* in Madagascar. *Type locality.* Madagascar.

*Geogr. Distr.* Eastern coast of Madagascar, in forests on the eastern side of the high mountains between the Bay of Antongil on the north and the River Masara on the south.

*Genl. Char.* Those of the genus.


*Color.* The single species of this genus is so extremely variable that any description given can only be regarded as pertaining to the specimen then under consideration. No two individuals are exactly alike and the varieties of the color patterns are only limited by the number of examples in a collection. Face black or dark gray; head,

neck, back, shoulders and arms black; in some the crown is white; sides of neck and forearms are grayish white; a band starting from point in middle of back and widening as it goes down and embracing the entire rump and root of tail, white; sides dark gray tinged with brown; upper surface of thighs from body to middle of leg below knee inside, black; rest of thighs and legs dark gray; under parts of body and tail gray; hands and feet black. In some specimens the lower back is ashy gray; flanks bright rufous; tufts over ears large, upright, black. Although exhibiting such a great variety of color patterns as well as diversity of hues, the species can never be confounded with any other, its large size and stumpy tail making it at all times easily recognizable.

*Measurements.* Skull: occipito-nasal length, 91; Hensel, 82; zygomatic breadth, 58; intertemporal width, 36; length of nasals, 20; width of braincase, 43; length of upper molar series, 31; palatal length, 35; length of mandible, 66; length of lower molar series, 34.

Coquerel (l.c.) has given an interesting account of the habits of this species as observed by him in Madagascar. He says it is well known to the inhabitants who call it *Babakotou*, but never *Indri* which means in their language "Behold," "look," "see there!" It is probable when Europeans first hunted this animal, the natives drew their attention to it by calling out *Indri*, and in this way the idea was formed that that was the native name for it. It is very common in the forests of Tamatava where it is considered sacred. The natives never kill it, and they say that the trees on which the *Babakotou* live supply a sure remedy for many forms of illness; and they gather carefully the leaves of the trees in which they have seen the animals, for their benefit. The natives state it is very dangerous to attack a *Babakotou* even with a spear. If this weapon is thrown at one, you may be sure it will be seized in its flight before reaching its mark and will be immediately hurled back at the thrower, and the *Babakotou* never misses its aim. The tales of which the *Indri* is the hero are endless. Its ways are full of mystery, and it is subject at birth to a severe trial. When the young one is born, the female takes it in her arms and throws it to the male, who is stationed at a considerable distance away, and he throws it back to its mother, and this is repeated a dozen times or more. If the baby falls to the ground, it is left there, the parents making no effort to recover it, but if it passes the trial without falling, it is tenderly cared for. The *Indri* is not found on any

of the outlying islands near Madagascar. This animal is gregarious and goes in troops of considerable numbers, is the largest of the Lemuroïdes, and is not nocturnal. One of its names is *Amboanala* or 'Dog of the Forest,' so called on account of the howls it utters, and which resemble those of a dog. Its voice is very powerful, the laryngeal sac contributing to this, and enabling the creature to utter loud cries. It lives in the trees and subsists mainly on fruits of various kinds, but will eat the brains of any bird it can catch. Its melancholy cry is frequently heard in the forest resembling that uttered by a person in distress. According to Dr. Vinson the natives free these animals if they find one in captivity and bury them when dead. The Betanemena tribe relate a legend of a certain tribe which was at war with neighbors and fled for refuge into the forest. Its enemy pursuing and guided as supposed by human voices, saw before them a troupe of *Indri*, and believing those they were following had been changed into beasts, they fled terror stricken, while the fugitives vowed eternal gratitude to their deliverers, and have never since harmed them.





*SENOICEBUS METICULOSUS* ELLIOT.

No. 32703 Amer. Mus. Nat. Hist. Coll. Type.  $1\frac{1}{2}$  Nat. Size.

## SUBORDER 2. ANTHROPOIDEA.

## FAMILY 1. CALLITRICHIDÆ.

## GENUS SENIOCEBUS. BALD-HEADED TAMARINS.

$$I. \frac{2-2}{2-2}; \quad C. \frac{1-1}{1-1}; \quad P. \frac{3-3}{3-3}; \quad M. \frac{2-2}{2-2} = 32.$$

**SENOICEBUS** Gray, Cat. Monkeys, Lemurs and Fruit-eating Bats, Brit. Mus., 1870, p. 68. Type *Midas bicolor* Spix.

*Tamarin* Gray, Cat. Monkeys, Lemurs and Fruit-eating Bats, Brit. Mus., 1870, p. 68.

Face naked, hairy in young; no mane; head in front of ears bald; ears naked, exposed; tail not ringed.

With this genus we enter the SUBORDER ANTHROPOIDEA. The Tamarins all belong to the Platyrrhine or New World Monkeys, and in many respects occupy the lowest rank. They possess but thirty-two teeth, instead of thirty-six as in the CEBIDÆ and higher Apes, as well as in man, the discrepancy being caused by the absence of two molars in each jaw, only eight in all remaining.

The Tamarins placed in this work in the four genera SENIOCEBUS, \*CERCOPITHECUS, LEONTOCEBUS with a subgenus *Marikina*, and ŒDIPOMIDAS, are small delicate creatures with silky fur, and long, thick, almost bushy tails. By the earlier writers they were contained either in CALLITHRIX or *Hapale* with the Marmosets, but are now not considered cogeneric with the species contained in the first of those genera, and the second *Hapale*, being antedated, becomes a synonym. The chief difference between the members of CALLITHRIX and the species now under consideration is found in the teeth, the canines of the lower jaw being longer than the incisors, a distinction deemed by some Authors as perhaps hardly sufficient to cause the Tamarins to be separated generically from their relatives. Tamarins and Marmosets resemble each other, and the skulls with the large braincase are much alike. Both groups possess but little intelligence, as the cerebrum, in its smooth surface almost lacking in convolutions, would seem clearly

\*See Elliot, in Bull. Am. Mus. Nat. Hist., N. Y., 1911, p. 341.

to indicate. These animals possess somewhat rounded heads, and large eyes and mouths; the ears are conspicuous, standing out from the hair, and the face is small and short. Rather long whiskers and manes are often present. In captivity, even in their own land, they rarely live long, and usually succumb in a brief period when carried to northern climes, cold temperatures being fatal to them. They are pretty creatures, and a number of the species bear a certain resemblance to each other, and so it is possible to arrange them in groups, distinguished by the hair on head and neck, being respectively long or short.

LITERATURE OF THE SPECIES OF THE FOUR GENERA OF  
TAMARINS AND MARMOSETS.

1758. *Linnaeus, Systema Naturæ.*  
Two species are described as *Simia œdipus* = *ÆDIPOMIDAS* *ÆDIPUS*; and *Simia midas* = *CERCOPITHECUS* *MIDAS*.
1766. *Linnaeus, Systema Naturæ.*  
The two species of the earlier edition of this work are also given in this one, and another added, *Simia rosalia* = *LEONTOCEBUS* *ROSALIA*.
1777. *Erxleben, Systema Regni Animalis.*  
Under the genus *CALLITHRIX*, in which the earlier writers were accustomed to place the Tamarins, three species only are given: (*C.*) *ÆDIPUS*; (*C.*) *ROSALIA*; and (*C.*) *MIDAS*.
1788. *Gmelin, Systema Naturæ.*  
The three Linnæan species already mentioned are here recorded, and no new ones added.
1806. *Fischer, in Bulletin de la Société Impériale de Moscou.*  
*CERCOPITHECUS* *MIDAS* redescribed as *Simia lacépèdii*.
- 1811, *Humboldt et Bonpland, Recueil d'Observations de Zoologie*  
(1815). *et d'Anatomie Comparée.*  
*LEONTOCEBUS* *LEONINA* described as *Simia leonina*.
1812. *E. Geoffroy Saint-Hilaire, in Annales du Muséum d'Histoire Naturelle, Paris.*  
Six species are enumerated under the genus *Midas*, the valid ones being, (*M.*) *ursulus* = *CERCOPITHECUS* *URSULUS*; (*M.*) *labiatus* = *LEONTOCEBUS* *LABIATUS*; (*M.*) *rosalia* = *LEONTOCEBUS* *ROSALIA*; (*M.*) *œdipus* = *ÆDIPOMIDAS* *ÆDIPUS*; and (*M.*) *rufimanus* = *CERCOPITHECUS* *RUFIMANUS*. The remaining (*M.*) *LEONINUS* is a most doubtful species, no examples ever having



been secured. The first two of the valid species are described for the first time.

1820. *Kuhl, Beiträge zur Zoologie und vergleichenden Anatomie.*  
Seven species are here given, one of which is described for the first time as (*Midas*) *CHRYSOMELAS*. The other valid species are (*M.*) *URSULUS* = *CERCOPITHECUS URSULUS*; (*M.*) *LABIATUS*; (*M.*) *ROSALIA*; both now included in the genus *LEONTOCEBUS*; and (*M.*) *ÆDIPUS*, now placed in the genus *ÆDIPOMIDAS*. The last valid species (*M.*) *rufimanus* = *CERCOPITHECUS RUFIMANUS*; and (*M.*) *LEONINUS* a doubtful species, no example extant.
1820. *Desmarest, Mammalogie ou Description des Espèces de Mammifères.*  
The list given by Kuhl is repeated in this work, all the species placed in the genus *Jacchus*.
1823. *Spix, Simiarum et Vespertilionum Brasiliensium.*  
Five species are enumerated in this work, four of which are described for the first time under the genus *Midas*. They are (*M.*) *FUSCICOLLIS*; (*M.*) *NIGRICOLLIS*; (*M.*) *MYSTAX*; and (*M.*) *BICOLOR*. These are now all placed in the genus *LEONTOCEBUS*, except *BICOLOR*, which is a species of *SENOICEBUS*. The fifth species is (*M.*) *ÆDIPUS* = *ÆDIPOMIDAS ÆDIPUS*.
1826. *Maximilian, Prinz von Wied-Neuwied, Beiträge zur Naturgeschichte von Brasilien.*  
Under the genus *Hapale* five species are enumerated only two of which belong to *LEONTOCEBUS*; viz.: *L. ROSALIA* and *L. CHRYSOMELAS*; the latter more fully described than in the previous work above cited. The other species are (*H.*) *JACCHUS*; (*H.*) *LEUCOCEPHALUS*; and (*H.*) *PENICILLATUS*; all belonging to the genus *CALLITHRIX*.
1829. *Fischer, (J. B.) Synopsis Mammalium.*  
In the second section of the genus *Jacchus* ten species are enumerated of which seven are valid, viz.: (*J.*) *MIDAS*; (*J.*) *URSULUS*; (*J.*) *LABIATUS*; (*J.*) *CHRYSOMELAS*; (*J.*) *ROSALIA*; (*J.*) *CHRYSOPYGUS*; and (*J.*) *ARGENTATUS*. The first two are now included in the genus *CERCOPITHECUS*, the rest in *LEONTOCEBUS*; and (*J.*) *ÆDIPUS* = *ÆDIPOMIDAS ÆDIPUS*. The other is (*J.*) *leoninus* doubtful. No new species described.
1840. *R. P. Lesson, Species des Mammifères Bimanes et Quadrumanes.*  
The genus *CERCOPITHECUS* is here represented by *Midas*, with

one species (*M.*) *tamarin* = CERCOPITHECUS MIDAS; the C. URSULUS being regarded as the male of middle age, and LEONTOCEBUS FUSCICOLLIS being the young. The Genus ÆDIPUS has *Ædipus titi* = ÆDIPOMIDAS ÆDIPUS; *Cercopithecus bicolor* (Spix), being the immature animal. Under the genus *Leontopithecus* = LEONTOCEBUS, of the subgenus *Marikina*, the following species and varieties are given: *L. aurora* = L. ROSALIA; *L. fuscus* = L. LEONINA; *L. ater* = L. CHRYSOPYGUS; var. A. and var. B. L. CHRYSOMELAS. The method of arrangement adopted by this Author is unsatisfactory and somewhat confusing.

1840. *Wagner, Schreber, die Säugthiere in Abbildungen nach der Natur mit Beschreibungen. Supplementband.*  
A similar arrangement with that of previous Authors is here given, and species belonging to different genera are brought together in the genus *Hapale*. (*H.*) JACCHUS; (*H.*) LEUCOCEPHALA; (*H.*) AURITA; (*H.*) *melanura* = (*H.*) ARGENTATA; the last belonging to the genus CALLITHRIX. The other species are CERCOPITHECUS MIDAS; CERCOPITHECUS URSULUS; SENIOCEBUS BICOLOR; LEONTOCEBUS LABIATA; L. CHRYSOMELAS; L. CHRYSOPYGUS; L. LEONINA, L. ROSALIA, and ÆDIPOMIDAS ÆDIPUS.
1843. *J. E. Gray, in Annals and Magazine of Natural History.*  
LEONTOCEBUS LABIATUS redescribed as *Midas rufiventer*.
1845. *Pucheran, in Revue et Magasin de Zoologie.*  
LEONTOCEBUS ILLIGERI first described as *Midas illigeri*; and ÆDIPOMIDAS GEOFFROYI first described as *Hapale geoffroyi*.
1848. *I. Geoffroy et Deville, in Comptes Rendus.*  
LEONTOCEBUS PILEATUS first described as *Midas pileatus*; and LEONTOCEBUS FUSCICOLLIS redescribed as *Midas flavifrons*; and L. NIGRICOLLIS redescribed as *Midas rufoniger*.
1849. *Deville, in Revue et Magasin de Zoologie.*  
LEONTOCEBUS WEDDELI described as *Midas weddellii*.
1850. *I. Geoffroy Saint-Hilaire, in Comptes Rendus.*  
LEONTOCEBUS DEVILLII first described as *Hapale devillii*.
1851. *I. Geoffroy Saint-Hilaire, Catalogue des Primates.*  
A review of the Tamarins is here given and two described as new, only one of which is valid. All are included in the genus *Midas*. The species are (*M.*) ROSALIA; (*M.*) CHRYSOMELAS; (*M.*) LABIATUS; (*M.*) PILEATUS; (*M.*) MYSTAX; (*M.*) DEVILLII; (*M.*) RUFONIGER = L. NIGRICOLLIS (Spix); (*M.*) NIGRIFRONS;

- M. flavifrons* = L. FUSCICOLLIS (Spix); (*M.*) ILLIGERI; and (*M.*) WEDDELI. All these are now included in the genus LEONTOCEBUS. (*M.*) CÆDIPUS, and (*M.*) GEOFFROYI, are now placed in the genus CÆDIPOMIDAS; while (*M.*) URSULUS and (*M.*) RUFIMANUS are arranged in the genus CERCOPITHECUS; and (*M.*) BICOLOR in the genus SENIOCEBUS.
1852. I. Geoffroy Saint-Hilaire, in *Archives du Muséum d'Histoire Naturelle, Paris*.  
In this paper five Tamarins are given, being those described in the Comptes Rendus in 1848 and 1850. They are (*Midas*) PILEATUS; (*Hapale*) DEVILLII; (*Hapale*) NIGRIFRONS; (*Midas*) *flavifrons* = LEONTOCEBUS FUSCICOLLIS; and (*Midas*) *rufoniger* = L. NIGRICOLLIS. *Midas* and *Hapale* were used at different times for the generic name, but in this paper *Midas* is selected as the name of the genus.
1855. Wagner, Schreber, *die Säugthiere in Abbildungen nach der Natur mit Beschreibungen. Supplementband*.  
A list similar to that given by this Author in 1840, but enlarged. The additional species are *Leontocebus rufiventer* = L. LABIATUS; L. FUSCICOLLIS; L. NIGRICOLLIS; L. WEDDELI; L. ILLIGERI; and CÆDIPOMIDAS GEOFFROYI. All are placed in the genus *Hapale* with three subgenera, *Jacchus*, *Liocephalus*, and LEONTOCEBUS. The species now arranged in the genus CALLITHRIX are also included in *Hapale*, and in the first two subgenera, but LEONTOCEBUS has merely the species of Marmosets belonging to it, and to CÆDIPOMIDAS. No new species described.
1862. Reichenbach, *der Vollständigste Naturgeschichte der Affen*.  
The species of LEONTOCEBUS are placed in this work in the genera *Leontopithecus*, *Marikina*, *Midas*, and *Seniocebus* as follows: (*L.*) LEONINUS; (*M.*) ROSALIA; (*M.*) CHRYSOMELAS; (*M.*) ALBIFRONS; (*M.*) RUFIMANUS; (*M.*) URSULUS; (*M.*) *rufiventer* = L. LABIATUS; (*M.*) FUSCICOLLIS; (*M.*) BICOLOR; (*S.*) CHRYSOPYGUS; (*S.*) MYSTAX; (*S.*) NIGRICOLLIS; (*S.*) PILEATUS; (*S.*) RUFONIGER = L. NIGRICOLLIS; (*S.*) DEVILLII; (*S.*) NIGRIFRONS; (*S.*) *flavifrons* = L. FUSCICOLLIS; (*S.*) ILLIGERI; (*S.*) WEDDELI; (*S.*) *erythrogaster* = L. LABIATUS.
1864. J. H. Slack, in *Proceedings of the Academy of Natural Sciences of Philadelphia*.  
LEONTOCEBUS LABIATUS redescribed as *Midas elegantulus*.
1870. J. E. Gray, *Catalogue of Monkeys, Lemurs and Fruit-eating Bats, in Collection of the British Museum*.

In his tribe *Hapalina* the species of Marmosets are in this List arranged under four genera: *Leontopithecus*, *ÆDIPUS*, *Midas* and *SENOICEBUS*. In *Leontopithecus* are placed *ROSALIA*, and *CHRYSOMELAS*; *ÆDIPUS* has *titi* = *O. ÆDIPUS*; and *GEOFFROYI* both in *ÆDIPOMIDAS*; *Midas* contains *MYSTAX*; *LABIATUS*; *rufiventer* = *LEONTOCEBUS LABIATUS*; *leucogenys* = *LEONTOCEBUS DEVILLII*; *flavifrons* = *LEONTOCEBUS FUSCICOLLIS*; *URSULUS*; and *ursulus* var. 2 = *Cercopithecus MIDAS* (Linn.). *SENOICEBUS* contains but one species *BICOLOR* Spix.

Descriptions are given of the following species which, evidently, the writer had never seen: (*Midas*) *rufoniger* = *LEONTOCEBUS NIGRICOLLIS*; (*M.*) *DEVILLII*; (*M.*) *NIGRIFRONS*; (*M.*) *ILLIGERI*; (*M.*) *FUSCICOLLIS*; and (*M.*) *WEDDELI*; the last two supposed to be the same.

1870. *Espada, (J. L. de la), in Boletin Revista Universitad de Madrid.*  
*LEONTOCEBUS LAGONOTUS* described as *Midas lagonotus*; and *L. GRAELLSI* described as *Midas graellsii*.
1876. *Schlegel, Muséum d'Histoire Naturelle des Pays-Bas, Simia.*  
 The Tamarins in this work are included with the Marmosets in the genus *Hapale*. The Author places them in one division with various sections, some of them having subdivisions. A. has (*H.*) *ROSALIA*; (*H.*) *CHRYSOMELAS*; and (*H.*) *CHRYSOPYGA*; all *LEONTOCEBUS*; B. has (*H.*) *LEONINA*; a. subdivision, has (*H.*) *BICOLOR*, a *SENOICEBUS*; in b. are (*H.*) *ÆDIPUS*; and (*H.*) *GEOFFROYI*; both in *ÆDIPOMIDAS*. D. subdivision a. includes (*H.*) *LABIATA*; (*H.*) *PILEATA*; and (*H.*) *MYSTAX*; b. has (*H.*) *DEVILLII*; (*H.*) *WEDDELI*; (*H.*) *ILLIGERI*; (*H.*) *NIGRIFRONS*; (*H.*) *FUSCICOLLIS*; and (*H.*) *NIGRICOLLIS*; all belonging to *LEONTOCEBUS*; c. (*H.*) *URSULA*; and (*H.*) *MIDAS*; both in *CERCOPITHECUS*. Much attention is given to the geographical distribution of the various species, and descriptions added.
1878. *A. Milne-Edwards, in Nouvelles Archives du Muséum d'Histoire Naturelle, Paris.*  
*LEONTOCEBUS TRIPARTITUS* described as *Midas tripartitus*.
1904. *O. Thomas, in Annals and Magazine of Natural History.*  
*LEONTOCEBUS APICULATUS* described as *Midas apiculatus*.
1907. *Goeldi, in Proceedings of the Zoological Society of London.*  
*LEONTOCEBUS THOMASI* described as *Midas thomasi*; and *LEONTOCEBUS IMPERATOR* described as *Midas imperator*.
1912. *O. Thomas, in Annals and Magazine of Natural History.*  
*SENOICEBUS MARTINSI* described as *LEONTOCEBUS MARTINSI*.

1912. D. G. Elliot, in *Bulletin of the American Museum of Natural History, New York*.

SENOICEBUS METICULOSUS first described.

#### GEOGRAPHICAL DISTRIBUTION OF THE SPECIES.

The most northern country inhabited by the Tamarin Monkeys is Central America where in the southern portion, in Costa Rica and extending its range through Panama to the Isthmus, *ÆDIPOMIDAS GEOFFROYI* is found. In the Guianas, northern South America, *CERCOPITHECUS MIDAS* is a dweller of the English and Dutch Guianas, and *CERCOPITHECUS RUFIMANUS* is met with in French Guiana, and on the banks of the Rio Araguay, Province of Goyas, Brazil, and as stated by Tschudi, also in Peru. The great territory of Brazil contains, as would be supposed, the greatest number of species, twenty-four in all including *C. RUFIMANUS* just mentioned. In the vicinity of Para on the lower Amazon, near the mouth of the Rio Tocantins, *C. URSULUS* is met with, and in the forests through which the Ilhéos and Pardo flow in eastern Brazil, *LEONTOCEBUS CHRYSOMELAS* occurs; and strangely enough, though it is not known from Western Brazil, yet, according to Tschudi, it is a native of Peru; and on the Rio Negro and on the Upper Amazon west of Barra, *SENOICEBUS BICOLOR* is found; and on the north shore of the Amazon at Faro, near the mouth of the River Yamundá *SENOICEBUS MARTINSI* was taken. In south eastern Brazil in the Province of Rio Janeiro, *L. ROSALIA* is found, and if the animal mentioned by Bates (l. c.) under the name of *Midas leoninus* is the same, then it extends its range to the Upper Amazon, although there are no records of its appearance in the intervening districts. In the Province of Sao Paulo near Ipanema, *L. CHRYSOPYGUS* is met with, and on the banks of the Rio Solimoens, and as stated by Castelnau and Deville, also at Pebas, Peru, *L. NIGRICOLLIS* occurs. In the forests between the rivers Solimoens and Iça, *L. MYSTAX* and *L. FUSCICOLLIS* dwell; and on the banks of the Rio Purus, Upper Amazon, *L. IMPERATOR* has been procured. Near the Rio Javari on the borders of Brazil and Peru, *L. NIGRIFRONS* occurs, and its range extends to the Rio Copataza in Ecuador. Between the Rio Solimoens and Rio Javari, *L. LABIATUS* has been obtained, and Tschudi states it is also a native of Peru. At Tunambins on the Upper Amazon *L. THOMASI* was obtained, its range unknown, and still more indefinite, somewhere on the Upper Amazon, no locality given, *L. LAGONOTUS* was taken. At Popayan, Colombia, the monkey seen by Humboldt and called by him

*Simia LEONINA*, but not procured, occurs. In Colombia, at Cartagena and Turbaco *ÆDIPOMIDAS ÆDIPUS* is found, and on the River San Jorge *SENOICEBUS METICULOSUS* was taken, and in Ecuador on the Rio Napo *L. TRIPARTITUS* and *L. GRAELLSI* have been obtained; and in the same State on the banks of the Rio Copataza, *L. APICULATUS* and *L. ILLIGERI* are met with, the latter species possibly extending its range into Colombia, (see I. Geoff., *Cat Primates*, p. 65). In Peru near Pebas, *L. PILEATUS* was procured; and on the banks of the rivers Ucayali and Huallaga, *L. DEVILLII* dwells. Finally, in the Province of Apolobamba, Bolivia, *L. WEDDELI* is found. In the above recapitulation of the general distribution of these small monkeys, the ranges are given according to the records obtained from specimens collected. While some species may have a restricted habitat, others probably have much more extensive ranges than those known at present. The interior of Brazil, removed from the banks of its great rivers, is as yet imperfectly known, and it will not be until its vast forests and inland savannas have been thoroughly penetrated and explored, that the Geographical distribution of its Faunæ, and the ranges of its individual species can be definitely ascertained.

## KEY TO THE SPECIES.

- A. Head bald.
- a. Hairs on nape white.
- a.' Abdomen and inner side of legs orange  
 rufous ..... *S. bicolor*.
- b.' Entire under parts and inner side of legs  
 silvery white ..... *S. meticulosus*.
- b. Hairs on nape black ..... *S. martinsi*.

## SENOICEBUS BICOLOR (Spix).

*Midas bicolor* Spix, *Sim. et Vespert. Bras.*, 1823, p. 30, pl. XXIV, fig. 1; I. Geoff., *Cat. Primates*, 1851, p. 63; Slack, *Proc. Acad. Nat. Scien. Phila.*, 1861, p. 464; Bates, *Natural. Riv. Amaz.*, I, 1863, p. 344; Forbes, *Handb. Primates*, I, 1894, p. 147.

*Hapale bicolor* Wagn., Schreb., *Säugth. Suppl.*, I, 1840, p. 251; V, 1855, p. 135; I. Geoff., in *Casteln., Expéd. Amér. Sud*, 1855, p. 21; Dahlb., *Stud. Zool. Fam. Reg. Anim. Natur.*, fasc. I, 1856, pp. 188, 193; Schleg., *Mus. Pays-Bas, Simiæ*, 1876, p. 257.

*Marikina bicolor* Reichenb., Vollständ. Naturg. Affen, 1862, p. 11, fig. 33.

*Seniocebus bicolor* Gray, Cat. Monkeys, Lemurs and Fruit-eating Bats, Brit. Mus., 1870, p. 68.

*PIED TAMARIN.*

*Type locality.* Rio Negro, Brazil. Type in Munich Museum.

*Geogr. Distr.* Eastern bank of the Rio Negro, Brazil. Pebas, Upper Amazon west of Barra, (Castelnau and Dev.).

*Genl. Char.* Head in front of ears naked; hairs on back of head long, white; face in young, hairy; tail very long.

*Color.* Head in front of ears, naked, black; back of head, neck, back between shoulders, arms, chest to middle of belly ending in a point, white; back and legs yellowish brown, darkest on dorsal line; hands white; feet golden yellow; sides of lower chest, abdomen and inner side of legs, deep orange rufous; tail, black above, orange rufous beneath.

*Measurements.* Skin, total length, about 650; tail, 380. Skull: occipito-nasal length, 49; zygomatic width, 34; intertemporal width, 24; palatal length, 14; width of braincase, 27; length of nasals, 7; length of upper molar series, 9; length of mandible, 32; length of lower molar series, 31.

This monkey has a peculiar appearance with its bare head and white coloring, which makes it rather exceptional among the Tamarins. There is also a total absence of brilliant colors possessed by many of its relatives, save on the under parts, inner side of legs and tail beneath. The immature individuals have the head covered with short white hairs.

The type in the Munich Museum is not adult, the head being covered with short white hairs. It is in good condition and is well represented in Spix's plate, though the coloring in the specimen is not so bright. Another specimen, not obtained by Spix, is older with the head entirely bare.

Bates, (l. c.) states that this monkey was rather common in the forests at Barra on the lower Amazon, and is restricted so far as he knew, to the eastern bank of the Rio Negro.

A specimen in the Paris Museum, was obtained by Castelnau and Deville at Pebas on the Upper Amazon west of Barras, where Bates and Natterer also found this species. Like its relatives it goes in small troops, running along the main boughs of the loftier trees, and climbing perpendicular trunks, but never taking flying leaps.

**SENOICEBUS METICULOSUS** Elliot.

*Seniocebus meticulosus* Elliot, Bull. Am. Mus. Nat. Hist., N. Y., 1912, p. 31.

*Type locality.* River San Jorge, Northern Colombia. Type in American Museum of Natural History, New York.

*Genl. Char.* Head and ears naked; no orange rufous on under parts; rump, root of tail and thighs bright bay.

*Color. Male.* Face and forehead covered with short white hairs; top of head and nape covered with very long white hairs, forming a high crest on the head and flowing over the back between the shoulders; rest of head, ears and throat naked, black; upper parts to rump dark drab; flanks paler, the hairs on the latter as well as those between the shoulders tipped with white; hairs on upper arms and shoulders from roots bright bay, with terminal third drab and tips white; thighs, rump at root of tail, and hind side of legs bright bay; rest of legs, arms, inner side of limbs, entire under parts silvery white; hands and feet grayish white; tail above bright bay on basal third, the same color extending for half the length on under side, remainder jet black. **Ex** type American Museum of Natural History, New York.

*Measurements.* Total length, 660.5 mm; tail, 400; foot, 80. Skull: total length, 49; occipito-nasal length, 46.2; Hensel, 30.3; zygomatic width, 32; palatal length, 14.4; intertemporal width, 23.1; median length of nasals, 60.7; length of upper molar series, 90.5; length of mandible, 30; length of lower molar series, 12. **Ex** type American Museum of Natural History, New York.

*Female.* Resembles the male, except there is very little of the bright bay color on the shoulders and rump, while the thighs are colored like the upper parts, dark drab, the hairs tipped with bay. Tail like that of the male.

Two examples of this handsome little monkey, the third species known of the genus, were received at the American Museum of Natural History in New York from Mrs. E. L. Kerr, Cartagena, collected in the forest on the River San Jorge, Colombia. While bearing in some of its coloration a resemblance to the species known for so long a time from Brazil, *S. BICOLOR*, its bright bay rump and thighs, pure silvery white under parts and inner side of limbs, and grayish white hands and feet cause it to differ in a conspicuous manner from its relative. The lately described *S. MARTINSI* (Thomas), is the third known species of the genus.



**SENOICEBUS MARTINSI (Thomas).**

*Leontocebus martinsi* Thos., Ann. Mag. Nat. Hist., 1812, 8th Ser., XI, p. 84.

*Type locality.* Faro, Lower Yamundá River, Brazil.

*Genl. Char.* "Precisely like *L. BICOLOR*, except that the head and fore limbs are of normal coloration, corresponding to the rest of the animal, not sharply contrasted white.

*Color.* "Head (in adult) naked from crown to chin, the skin black. Scanty hairs of back of crown and the nape black or brownish black. General color of back and sides isabella, darkened along the dorsal area, the middle posterior back almost blackish. Under surface tawny ochraceous, duller anteriorly, richer posteriorly. Ears quite naked, black. Arms proximally isabella, buffy yellowish on forearms, hands cream-buff or rather more yellowish; whole inner side of arms ochraceous. Hind limbs externally isabella, becoming suffused with tawny towards ankles; inner aspect rich ochraceous, tending towards ochraceous rufous. Feet yellowish buffy. Tail black above nearly to the tip; under-side and end sharply defined ochraceous.

"Young specimens with the crown well-haired, blackish mixed with grayish; face and chin thinly haired, grayish; ears with black hairs about half an inch in length.

*Measurements.* "Head and body, 208 mm.; tail, 366; hind foot, 61; ear, 31. Skull and teeth essentially as in *L. BICOLOR*; occiput to gnathion 51; basion to gnathion 36; zygomatic breadth 35.5; breadth across orbits 28.8; breadth of braincase, 27.5; length of upper cheek-tooth-series 10."

## GENUS CERCOPITHECUS. BLACK TAMARINS.

I.  $\frac{2-2}{2-2}$ ; C.  $\frac{1-1}{1-1}$ ; P.  $\frac{3-3}{3-3}$ ; M.  $\frac{2-2}{2-2} = 3^2$ .

\***CERCOPITHECUS** Gronov., Zoophyl. Gronov., 1763, p. 5. Type  
*Simia midas* Linnæus.

*Cercopithecus* Gronov., (nec Erxleb.), Elliot, Bull. Am. Mus.  
Nat. Hist., N. Y., XXX, 1911, p. 341.

Head not bald; hair of mantle long; face in adult hairy.

## KEY TO THE SPECIES.

- A. Hair on back of head long.
- a. Head not bald.
  - b. Head, forepart of body and arms black.
    - a.' Back rayed black and white.
      - a." Hands and feet ochraceous buff; face  
of skull short .....*C. midas*.
      - b." Hands and feet tawny ochraceous;  
face of skull long .....*C. rufimanus*.
    - b.' Back rayed black and ochraceous .....*C. ursulus*.

†**CERCOPITHECUS MIDAS** (Linnæus).

*Simia midas* Linn., Syst. Nat. I, 1758, p. 28; I, 1766, p. 42;  
Schreb., Säugth., I, 1774-78, p. 132, pl. XXXVII; Bodd.,  
Elench. Anim., 1784, p. 63; Humb., Obs. Zool., I, 1811,  
(1815), p. 362.

*Little black Monkey of Edwards* (CERCOPITHECUS), Gronov.,  
Zoophyl. Gronov., 1763, I, p. 5.

\*Some Naturalists maintain that Gronow was not a binominalist, and that, therefore, his genera must not be recognized. Against this view stands the almost unanimous opinion of the Commission on Zoological Nomenclature appointed by the International Zoological Congress held at Leyden in 1810. The report which was adopted by a vote of eleven in favor to one against is as follows: "It is clear that Gronow's nomenclature is binary, that is, he names two units or things, genera and species. His generic names, therefore, correspond to the provisions of the Code, and are to be accepted as available under the Code."

It is not to be doubted, therefore, that an *Opinion* passed with so much unanimity will become a *LAW* at the next meeting of the Congress, and Gronow's name will be accepted by all Naturalists.

†For Geographical Distribution, see *SENIOCEBUS*, p. 185.



CERCOPITHECUS MIDAS.

No. G.1.1.2. Brit. Mus. Coll.  $\frac{1}{2}$  larger than Nat. Size.



- Callithrix midas* Erxl., Syn. Mamm., 1777, p. 62.  
*Simia lacépèdeii* Fisch., Bull. Soc. Imp. Nat. Mosc., 1806, p. 23.  
*Midas tamarin* Less., Spec. Mamm., 1840, p. 194.  
*Hapale midas* Wagn., Schreb., Säugth. Suppl., I, 1840, p. 245; V, 1855, p. 135; Mivart, Proc. Zool. Soc. Lond., 1865, p. 587, (note); Schleg., Mus. Pays-Bas, Simiæ, 1876, p. 266.  
*Midas ursulus* var. 2, Gray, Cat. Monkeys, Lemurs and Fruit-eating Bats, Brit. Mus., 1870, p. 68.  
*Midas midas* Forbes, Handb. Primates, I, 1894, p. 148.  
*Leontopithecus midas* Thos., Proc. Zool. Soc. Lond., 1911, p. 128.  
*Cercopithecus midas* Elliot, Bull. Am. Mus. Nat. Hist., N. Y., XXX, 1911, p. 341.

## MIDAS TAMARIN.

*Type locality.* "In America."

*Geogr. Distr.* English and Dutch Guianas.

*Genl. Char.* Face hairy; tail very long; hair between shoulders long; hands and feet golden yellow.

*Color.* Head, neck, back between shoulders, arms to wrists, entire under parts and tail black; back from shoulders, and upper parts of legs rayed black and white, caused by the white tips of the hairs on the black ground color; wrists and ankles orange rufous; hands and feet ochraceous; ears black.

*Measurements.* Similar in size to *S. BICOLOR*; tail, 480. Skull: occipito-nasal length, 50; Hensel, 33; zygomatic width, 34; intertemporal width, 26; palatal length, 16; width of braincase, 28; median length of nasals, 7; length of upper molar series, 9; length of mandible, 32; length of lower molar series, 11. Height of face of skull, 9; from base of middle incisors to top of frontal between orbits, 16.

## CERCOPITHECUS RUFIMANUS (E. Geoffroy St. Hilaire).

*Midas rufimanus* E. Geoff., Ann. Mus. Hist. Nat. Paris, XIX, 1812, p. 121; *Id.* Cours Hist. Nat. Mamm., 1828, p. 31, 1re Leçon; Tschud., Faun. Peruan., 1844, p. 53; Dahlb., Stud. Zool. Fam. Reg. Anim. Natur., fasc. I, 1856, pp. 190, 194; Reichenb., Vollständ. Naturg. Affen, 1862, p. 10, figs. 34, 36; Bedd., Proc. Zool. Soc. Lond., 1889, p. 121.

## RUFIOUS-HANDED TAMARIN.

*Type locality.* Ipoussin, French Guiana. Type in Paris Museum.

*Geogr. Distr.* French Guiana, Banks of the Rio Araguay, Province of Goyas, Brazil. (I. Geoffroy).

*Genl. Char.* Similar to *C. MIDAS*, but the hands, feet and mottling on back tawny ochraceous. Nasals longer; distance from base of

middle incisors to upper outline of orbits much greater; forehead higher; superior outline of skull more curved.

*Color.* Like *C. MIDAS*, but hands, feet, and tips of hairs on back, tawny ochraceous instead of white. Ex type in Paris Museum. Skull in specimen.

*Measurements.* Size equal to *C. MIDAS*. Skull: occipito-nasal length, 50; Hensel, 33; zygomatic width, 35; intertemporal width, 25; palatal length, 25.5; breadth of braincase, 30; median length of nasals, 10; length of upper molar series, 10; height of face, from base of middle incisor to top of frontal between orbits, 20; length of mandible, 34; length of lower molar series, 12. Ex specimen British Museum.

A single specimen is in the British Museum Collection procured by G. K. Cherrie at Ipoussin on Approuague River, Cayenne. This resembles *C. MIDAS* with the exceptions given above, but the coloring of the specimens from the different localities is striking and arrests the attention at once. The nasals are much longer, and the difference in the height of the face of the skull is remarkable.

Geoffroy's type in the Paris Museum is in an excellent state of preservation, but the hands and feet are not so deep in color as those of the British Museum specimen, having faded considerably. Otherwise the examples are alike.

### CERCOPITHECUS URSULUS (Humboldt).

*Simia (Midas) ursula* Humb., Obs. Zool., I, 1811, (1815), p. 361.

*Midas ursulus* E. Geoff., Ann. Mus. Hist. Nat. Paris, XIX, 1812, p. 121; I. Geoff., Cat. Primates, 1851, p. 63; Dahlb., Stud. Zool. Fam. Reg. Anim. Natur., fasc. I, 1856, p. 194; Reichenb., Vollständ. Naturg. Affen, 1862, p. 10, figs. 37, 38; Bates, Natur. Riv. Amaz., II, 1863, p. 321; Gray, Cat. Monkeys, Lemurs and Fruit-eating Bats, Brit. Mus., 1870, p. 89; Forbes, Handb. Primates, I, 1894, p. 148.

*Hapale ursula* Wagn., Schreb., Säugth. Suppl., I, 1840, p. 246; V. 1855, p. 135; Schleg., Mus. Pays-Bas, Simiæ, 1876, p. 265; Anders., Cat. Mamm., Ind. Mus. Calc., Pt. I, 1881, p. 89.

*Midas tamarin* Slack, Proc. Acad. Nat. Scien. Phila., 1861, p. 464.

*Cercopithecus ursulus* Elliot, Bull. Am. Mus. Nat. Hist., N. Y., XXVIII, 1911, p. 342.

#### NEGRO TAMARIN.

*Type locality.* Para, Lower Amazon.

*Geogr. Distr.* Lower Amazon, Para, and near the mouth of the River Tocantins. (Hoffmannsegg).

*Genl. Char.* Face covered with hair; hands and feet black; ears naked, large.

*Color.* Head, neck all around, chin, arms, entire under parts, inner side of legs, hands, feet and tail black; back below shoulders and outer side of legs, rayed black and ochraceous, the tips of the hairs being of the latter color.

*Measurements.* Size of *C. MIDAS*, tail shorter, 407. Skull: occipito-nasal length, 47; Hensel, 33; zygomatic width, 32; intertemporal width, 23; palatal length, 16; width of braincase, 28; median length of nasals, 7; length of upper molar series, 9; length of mandible, 31; length of lower molar series, 10.

"In the vicinity of Para," says Mr. Bates, (l. c.) "the only monkey I saw frequently was the little *Midas ursulus*." It is never seen in large flocks, three or four being the greatest number he had found together. It was less afraid of the neighborhood of man than any other of its Tribe. He at times saw it in the woods bordering the suburban streets, and once saw two in a thicket behind the house of the English Consul at Nazareth. Its mode of travelling along the boughs of the lofty trees resembled a Squirrel, and it does not go on the slender branches, nor make flying leaps, but confines itself to the larger boughs and to the trunks of the trees, its long nails enabling it to cling securely to the bark, and it often rapidly encircles the trunks of the perpendicular trees. It is quick, restless and timid, and has much curiosity, for should a person pass under the trees on which a flock of these little creatures is running, they always stop to stare at the intruder. In Para, it is often seen tamed in the houses, but when first captured, or tied up, it is very timid and irritable, not allowing itself to be approached, but retreating when any one draws near.

When treated kindly, however, as it generally is in the houses of the natives, it becomes very tame and familiar. He once saw one as playful as a kitten running after the negro children and fondled by them. It did not like strangers to sit in the hammock which was hung in the room, and tried to bite them. It fed on bananas and insects, especially spiders and grasshoppers. This little monkey has a very intelligent and pleasant face, and when its curiosity is excited, it inclines its head to one side and has a very knowing expression. Although the absence of convolutions in the brain would seem to indicate a low type, Bates considered this a very unsafe guide, for in mobility of expression and general ways, he considered these small monkeys resembled the higher Apes, more than any other Rodent animal with which he was acquainted.

## GENUS LEONTOCEBUS. TAMARINS.

$$I. \frac{2-2}{2-2}; \quad C. \frac{1-1}{1-1}; \quad P. \frac{3-3}{3-3}; \quad M. \frac{2-2}{2-2} = 3^2.$$

- LEONTOCEBUS** Wagn. Schreb., Säugth. Suppl., I, 1839, pp. 12, V bis. (248). Type *Hapale chrysomelas* Wied.  
*Midas* Geoff., Ann. Mus. Hist. Nat. Paris, XIX, 1812, p. 120, (nec Latreille, Dipt., 1796).  
*Leontopithecus* Less., Spec. Mamm., 1840, p. 268.  
*Marikina* Reichenb., Vollständ. Naturg. Affen, 1862, p. 57, pl. II, figs. 25-31.  
*Tamarin* Gray, Cat. Monkeys, Lemurs and Fruit-eating Bats, Brit. Mus., 1870, p. 68.  
*Tamarinus* Trouess., Cat. Mamm. t. Viv. z. Foss., Quinz. Suppl., p. 29.

"*Cauda haud annulata, auriculis non penicillatis, facie juba longa erectili circumcincta*" (Wagner).

Hair on head and neck long, forming a ruff; tail as long as the body, tip bushy; lower canine teeth longer than the incisors; patch of white hairs around the mouth, except in species of subgenus *Marikina*.

## KEY TO THE SPECIES.

- A. Tail black or mostly black, lips white.  
 a. Head black.  
 a.' Head with median stripe.  
 a." Stripe narrow, brown, greenish at occiput ..... *L. labiatus*.  
 b." Stripe broad, red ..... *L. pileatus*.  
 b.' Head without median stripe.  
 a." Back dark grayish brown, legs blackish brown washed with gray. .... *L. thomasi*.  
 b." Back blackish chestnut speckled with red ..... *L. nigrifrons*.  
 c." Back black.  
 a.'" Legs bright reddish chestnut. .... *L. nigricollis*.  
 b.'" Legs rusty red ..... *L. chrysopygus*.





LEONTOCEBUS MYSTAX.

No. 3.9.1.11. Brit. Mus. Coll.  $\frac{1}{2}$  larger than Nat. Size.



- d." Back black and tawny .....*L. mystax*.  
 e." Back black and reddish brown .....*L. weddelli*.  
 f." Back black and buff.  
   a."" Mantle black .....*L. devillii*.  
   b."" Mantle chestnut .....*L. apiculatus*.  
   c."" Mantle dark liver brown .....*L. illigeri*.  
 g." Back dark gray.  
   a."" Mantle golden yellow .....*L. tripartitus*.  
   b."" Mantle dark ferruginous .....*L. lagonotus*.  
 c.' Head buffy yellow .....*L. fuscicollis*.  
 d.' Head black and gray speckled .....*L. graellsii*.  
 e.' Head on top black and hazel, sides black. *L. imperator*.  
 B. Tail golden yellow, lips not white.  
   a.' Head and arms golden yellow.  
     a." Body golden yellow .....*L. rosalia*.  
     b." Body ochre yellow annulated with black *L. leoninus*.  
     c." Body black .....*L. chrysomelas*.

#### Subgenus Tamarinus.

Mane moderate; lips white.

#### LEONTOCEBUS LABIATUS \*(E. Geoffroy).

*Midas labiatus* E. Geoff., Ann. Mus. Hist. Nat. Paris, XIX, 1812, p. 121; *Id.* Cours Hist. Nat. Mamm., 1828, p. 36, 10me Leçon; Tschud., Faun. Peruan., 1844, p. 53; I. Geoff., Cat. Primates, 1851, p. 63; Dahlb., Stud. Zool. Fam. Reg. Anim. Natur., fasc. I, 1856, pp. 189, 194; Slack, Proc. Acad. Nat. Scien. Phil., 1861, p. 464; Forbes, Handb. Primates, I, 1894, p. 141.

*Simia (Midas) labiatus* Humb., Rec. Obs. Zool., I, 1811, (1815), p. 361.

*Marikina labiatus* Reichenb., Vollständ. Nat. Affen, 1862, p. 11, fig. 39.

*Jacchus labiatus* Desm., Mamm., 1820, p. 95.

*Midas rufiventer* Gray, Ann. Mag. Nat. Hist., XII, 1st Ser., 1843, p. 398; *Id.* Proc. Zool. Soc. Lond., 1865, p. 735; *Id.* Voy. Erebus and Terror, Zool., 1844, pl. XVIII; *Id.* Voy. Sulphur, 1844, pl.; *Id.* Cat. Monkeys, Lemurs and Fruit-eating Bats,

---

\*Geoffroy in his paper calls this an "Espèce inédite," and does not quote Humboldt's work, which he always does if Humboldt had previously provided a name.

Brit. Mus., 1870, p. 66; Wagn., Schreb., Säugth. Suppl., V, 1855, p. 129; Reichenb., Vollständ. Naturg. Affen, 1862, p. 11, fig. 40.

*Midas elegantulus* Slack, Proc. Acad. Nat. Scien. Phil., 1861, p. 463.

*Midas erythrogaster* Reichenb., Vollständ. Naturg. Affen, 1862, p. 14.

*Hapale labiata* Wagn., Schreb., Säugth. Suppl., I, 1840, p. 246; V, 1855, p. 130; Schleg., Mus. Pays-Bas, Simiæ, 1876, p. 260.

*Midas griseoventris* Goeldi, Proc. Zool. Soc. Lond., 1907, p. 90, fig. 22?

WHITE-LIPPED TAMARIN.

*Type locality.* "le Brésil?" Type in Paris Museum.

*Geogr. Distr.* Forests on north side of the Amazon; Rio Javari, (Schlegel); Rio Solimoens, (Natterer); Peru, (Tschudi).

*Genl. Char.* General color dark reddish brown; lips white; mane absent.

*Color.* Head black, with a median brown stripe on the crown, becoming broader and greenish in color on occiput; lips white; arms to elbows, legs to ankles, and upper parts of body dark reddish brown, almost blackish on dorsal region; forearms, hands and feet, black; under parts and inner side of limbs, rich orange red; tail, tawny at base beneath, remainder black with a purplish tinge; ears black. Ex type Paris Museum.

*Measurements.* Total length, about 415; tail, 205. Skull in the type.

The above description gives the present appearance of the type of this species. While it has undoubtedly faded somewhat in the more brilliant and delicate colors, its general aspect cannot have changed much, and what is now dark brown was never black as given by most authors as the color of the body; for the head, hands, feet and tail are as black as they probably ever were; the tail alone showing a purplish tint which no doubt always existed. The brilliant orange red of the under parts still remains where the hairs have not disappeared.

*Measurements.* Total length, 520; tail, 390, (skin). Skull: occipito-nasal length, 46; Hensel, 31; palatal length, 15; intertemporal width, 23; median length of nasals, 8; length of upper molar series, 9; length of mandible, 28; length of lower molar series, 11.

The type of *Midas rufiventer* Gray, is like *L. LABIATUS* but has a small gray spot on the crown between the ears and the nape. This is probably an individual peculiarity, and is the only difference in color

between the example and specimens of *L. LABIATUS*, and is hardly sufficient to be regarded as a distinctive character. Gray in his description (l. c.) states that this head spot was the same color as the under parts, "chestnut brown." At present it is gray, as above stated, and must have faded considerably. The under parts are now ochraceous rufous, and this part, in the intervening sixty or more years, has undoubtedly faded from the more brilliant color of the living animal. It would seem most probable that this example is not distinct from *L. LABIATUS*. Slack's type of (*M.*) *elegantulus* is in the National Museum, Washington, in excellent preservation. The arms to elbows, and legs to ankles, and upper parts of body are mottled black and buff, not dark reddish brown or blackish as in the type of *L. LABIATUS*, but this difference may be caused by age. The rest of the pelage is like that of the type of *L. LABIATUS*.

*Midas griseoventris* Goeldi, I have not seen, as there was no example in any European Museum. Its chief character for separating it from the present species appears to be the color of the patch or stripe on the crown which is stated to be white. This certainly is not the color of the patch or stripe on the crown of *L. LABIATUS* type. Gray's *rufiventer* has now a gray patch on the crown although, as stated above, it was described as chestnut brown. It may be there is a race of *L. LABIATUS* with a gray or white crown patch, but in such a case it would have to be determined whether Goeldi and Gray's examples represent the same species, and if they do, Gray's name *rufiventer* though a poor one, would take precedence, and comparisons of specimens would be necessary to decide this. For the present, therefore, I place Goeldi's name among the synonyms of *L. LABIATUS* with a question mark.

### LEONTOCEBUS PILEATUS (I. Geoffroy).

*Midas pileatus* I. Geoff. et Deville, Compt. Rend., XXVII, 1848, p. 497; *Id.* Cat Primates, 1851, p. 62; *Id.* Archiv. Mus. Paris, V, 1852, p. 569, pl. XXXI; Casteln., Expéd. Amér. Sud, Mamm., 1855, p. 21; Dahlb., Stud. Zool. Fam. Reg. Anim. Nat., fasc. I, 1856, pp. 189, 194; Slack, Proc. Acad. Nat. Scien. Phil., 1861, p. 464.

*Hapale pileata* Wagn., Schreb., Säugth. Suppl., V, 1855, p. 130.

BONNETED TAMARIN.

*Type locality.* Near Pebas, Upper Amazon, Brazil. Type in Paris Museum.

*Geogr. Distr.* Upper Amazon, range unknown.

*Genl. Char.* Similar to *L. MYSTAX*; hairs of back and limbs with chestnut buff tips.

*Color.* Line on forehead, sides of the head, hands, feet and tail jet black; edges of lips covered with long white hairs; forehead, top of head, and nape extending to ears, dark ferruginous; between shoulders and flanks, brownish black, hairs tipped with chestnut buff, (white in type); arms above and beneath brownish black, uniform; back black, hairs broadly tipped with ochraceous buff, (white in type); thighs and legs Vandyke brown, darkest on outer edge; under parts of body blackish brown; ears black; tail black. Ex type Paris Museum. The type is possibly a little darker than specimens of this species generally are, but the pale color, such as chestnut buff seen in fresh specimens, has faded to white on the back, between the shoulders and on flanks. Otherwise it still represents the species.

#### LEONTOCEBUS THOMASI (Goeldi).

*Midas thomasi* Goeldi, Proc. Zool. Soc. Lond., 1907, I, p. 89.

*Type locality.* Tunantins, Upper Amazon. Type in British Museum.

*Genl. Char.* Colors somber, belly orange.

*Color.* Head, outer side of arms, chin, throat, and upper part of breast, hands, feet, ears and tail, black; neck and upper part of back, burnt umber, rest of upper parts and legs blackish brown marked with gray; inner side of arms and lower part of breast, buff yellow; rest of under parts dark orange. Ex type British Museum.

*Measurements.* Similar in size to *L. LABIATUS*.

#### LEONTOCEBUS NIGRIFRONS (I. Geoffroy).

*Midas nigrifrons* I. Geoff., Compt. Rend., XXXI, 1850, p. 875;

*Id. Cat. Primates*, 1851, p. 64; *Id. Archiv. Mus. Paris*, p. 572; Dahlb., Stud. Zool. Fam. Reg. Anim. Nat., fasc. I, 1856, pp. 192, 196; Gray, Cat. Monkeys, Lemurs and Fruit-eating Bats, Brit. Mus., 1870, p. 67, var. e; Thos., Proc. Zool. Soc. Lond., 1880, p. 395.

*Hapale nigrifrons* Wagn., Schreb., Säugth. Suppl., V, 1855, p. 135; Schleg., Mus. Pays-Bas, Simiæ, 1876, p. 263.

*Midas nigrifrons* Reichenb., Vollständ. Naturg. Affen, 1862, p. 13, no fig.; Forbes, Handb. Primates, I, 1894, p. 143.

*BLACK-FRONTED TAMARIN.*

*Type locality.* Not given. Type in Paris Museum.

*Geogr. Distr.* River Javari, border of Brazil and Peru, (Schlegel); Copataza River, Ecuador.

*Genl. Char.* Fur ringed, and washed with rufous. Tail very long.

*Color.* A narrow line on forehead above eyes black; top and sides of head, nape and mantle, blackish chestnut speckled with reddish brown; lips and face beneath eyes, white; shoulders, arms, throat and chest, reddish brown speckled with black; back, rump and sides, mottled black and buff; hind limbs reddish brown, base of hairs black; under parts reddish chestnut; hands and feet black; tail at base reddish brown, remainder black, with reddish brown hairs mingled with the black. Ex type Paris Museum.

*Measurements.* Total length, 620; tail, 330.

This species in certain ways resembles *L. NIGRICOLLIS* Spix, but does not have the head entirely black like that species, the black being confined to the forehead. There are other differences in the coloration of portions of the body, which influence me to keep the two forms apart, although it is not impossible that eventually they may be proved to be the same species. The type has no locality, but Schlegel states that the specimen in the Leyden Museum was obtained on the Rio Javari, and Thomas received six examples from the Rio Copataza in Ecuador.

### LEONTOCEBUS NIGRICOLLIS (Spix).

*Midas nigricollis* Spix, *Simiæ et Vespert. Bras.*, 1823, p. 28, pl. XXI; Slack, *Proc. Acad. Nat. Scien. Phil.*, 1861, p. 464; Reichenb., *Vollständ. Naturg. Affen*, 1862, p. 12, fig. 42; Forbes, *Handb. Primates*, I, 1894, p. 145.

*Leontocebus ater* Less., *Spec. Mamm.*, 1840, p. 205.

*Midas rufoniger* I. Geoff. et Dev., *Compt. Rend.*, XXVII, 1848, p. 499; I. Geoff., *Cat. Primates*, 1851, p. 64; Casteln., *Expéd. Amér. Sud, Mamm.*, 1855, pl. V, fig. 3; Dahlb., *Stud. Zool. Fam. Reg. Anim. Natur.*, fasc. I, 1856, p. 195; Reichenb., *Vollständ. Naturg. Affen*, 1862, p. 12, no fig.; Bates, *Nat. Amaz.*, II, 1863, p. 323; Gray, *Cat. Monkeys, Lemurs and Fruit-eating Bats, Brit. Mus.*, 1870, p. 67, var. a.

*Hapale nigricollis* Wagn., Schreb., *Säugth. Suppl.*, V, 1855, p. 132; Schleg., *Mus. Pays-Bas, Simiæ*, 1876, p. 264.

#### BLACK AND RED TAMARIN.

*Type locality.* Banks of the River Solimoens. Type in Munich Museum.

*Geogr. Distr.* Region of the Upper Amazon. Pebas, Ecuador, (Castelnau and Deville).

*Genl. Char.* Similar to *L. DEVILLII*, back uniform black.

*Color.* Head, neck, ears, throat, chest, arms, hands and feet black; legs bright reddish chestnut, hairs on rump and flanks tipped with same; abdomen and base of tail, reddish chestnut, rest of tail black; white hairs around mouth and beneath eyes. Ex type Munich Museum. Skull in specimen.

*Measurements.* Similar in size to *L. FUSCICOLLIS*; tail, 315. Skull: occipito-nasal length, 44; zygomatic width, 26; intertemporal width, 23; palatal length, 13; width of braincase, 27; median length of nasals, 6; length of upper molar series, 11; length of mandible, 26; length of lower molar series, 12. Ex specimen in British Museum.

The type of *Midas rufoniger* I. Geoffroy, in the Paris Museum, agrees perfectly with the above description, except the upper part of the throat is a yellowish brown. This appears to be caused by the paucity of hair on that part, there not being enough black tips, which produce the color for this part, to be spread all over. Wherever the hairs are sufficiently numerous the color is black. Geoffroy's species is without doubt the same as *L. NIGRICOLLIS* (Spix).

There are two examples of this species in the Munich Museum both marked 'types.' These are in good condition, only slightly discolored by dust, but the dark colors of the pelage have not faded. The skulls of each are in the specimens.

Bates (l. c.) has given a very interesting account of this monkey under the name of *Midas rufoniger* I. Geoff. Its habits are the same as those of *C. URSULUS* and he imagined it was a form or race of the same stock, modified to suit the altered local conditions under which it lived. One day, he says, while walking along a forest pathway, he saw one of these small creatures which was passing with a number of his fellows, miss his hold and fall head first about fifty feet to the ground. He managed to alight on his hands and feet, however, in the path, and turning quickly around he stared at the intruder on his domain for a few moments, and then bounded away to climb another tree.

#### LEONTOCEBUS CHRYSOPYGUS (Wagner).

*Hapale chrysopyga* Wagn., Schreb., Säugth. Suppl., I, 1840, p. 249; V, 1855, p. 138; Schleg., Mus. Pays-Bas, Simiæ, 1876, p. 254.

*Jacchus chrysopygus* Mikan, Delect., fasc. III, fig.



*Midas chrysopygus* Forbes, Handb. Primates, I, 1894, p. 144.

*Marikina chrysopygus* Reichenb., Vollständ. Naturg. Affen, 1862, p. 9, fig. 31.

YELLOW-TAILED TAMARIN.

*Type locality.* Ypanema, Province of Sao Paulo, Brazil.

*Geogr. Distr.* Known only from the vicinity of Ypanema, Sao Paulo, Brazil.

*Color.* Head, neck, entire body above and beneath to rump and vent, arms, edge of thighs, hands and feet jet black, with a few white hairs above eyes; rump and thighs golden, grading into rusty red near ankles; base of tail like rump, remainder black. Ex specimen in Leyden Museum.

*Measurements.* In size about equal to *L. NIGRICOLLIS*; skull in the example.

This is a black Tamarin, and differs from *L. NIGRICOLLIS* in having the body all black, and in the different coloring at base of tail. It is rare in collections, and so far as I could learn, has only been procured from the vicinity of Ypanema, Sao Paulo Province, where Natterer obtained it.

LEONTOCEBUS MYSTAX (Spix).

*Midas mystax* Spix, Simiar. et Vespert. Bras., 1823, p. 29, pl. XXII; I. Geoff., Cat. Primates, 1851, p. 64; Casteln., Expéd. Amér. Sud, Mamm., 1855, p. 21; Dahlb., Stud. Zool. Fam. Reg. Anim. Natur., fasc. I, 1856, pp. 191, 195; Slack, Proc. Acad. Nat. Scien. Phil., 1861, p. 104; Reichenb., Vollständ. Naturg. Affen, 1862, p. 12, fig. 4; Gray, Cat. Monkeys, Lemurs and Fruit-eating Bats, Brit. Mus., 1870, p. 66.

*Hapale mystax* Wagn., Schreb., Säugth. Suppl., V, 1855, p. 129; Schleg., Mus. Pays-Bas, Simiæ, 1876, p. 261.

*Type locality.* Banks of the Solimoens River, Brazil. Type in Munich Museum.

*Geogr. Distr.* Forest between the Solimoens and Iça rivers, Brazil.

*Color.* Head, arms above and beneath, chin, throat, inner side of legs, hands and feet, black; lips white; back of head, and upper part of body and flanks black, the hairs dirty white at base and tipped with tawny, this color hardly perceptible on nape and between the shoulders, but increasing on upper back and flanks, and giving the prevailing tint to these parts; lower back, base of tail, rump, and outer side of legs,

reddish chestnut; under parts blackish brown. Ex type Munich Museum. Skull in specimen.

*Measurements.* Tail, about 390. Skull: occipito-nasal length, 50; Hensel, 36; zygomatic width, 35; intertemporal width, 25; median length of nasals, 7; breadth of braincase, 29; length of upper molar series, 10; length of mandible, 33; length of lower molar series, 11. Ex specimen British Museum.

The type of this handsome species is in the Munich Museum, in fair condition. As is usual with the types of the Authors of the beginning of the last century, the skulls have been left in the skins, and I was obliged to take my measurements from another example.

### LEONTOCEBUS WEDDELI (Deville).

*Midas weddelli* Deville, Rev. Mag. Zool., 1849, p. 55; I. Geoff., Cat. Primates, 1851, p. 64; Casteln., Expéd. Amér. Sud, 1855, p. 23, pl. VI, fig. 2; Dahlb., Stud. Zool. Fam. Reg. Anim. Natur., fasc. I, 1856, pp. 190, 195; Reichenb., Vollständ. Naturg. Affen, 1862, p. 13, no fig.; Forbes, Handb. Primates, I, 1894, p. 143. (Part.).

*Midas leucogenys* Gray, Proc. Zool. Soc. Lond., 1865, p. 735; *Id.* Cat. Monkeys, Lemurs and Fruit-eating Bats, Brit. Mus., 1870, p. 67.

*Hapale weddelli* Wagn., Schreb., Säugth. Suppl., V, 1855, p. 134; Schleg., Mus. Pays-Bas, Simiæ, 1876, p. 262.

#### WEDDEL'S TAMARIN.

*Type locality.* Province of Apolobamba, Bolivia. Type in Paris Museum.

*Geogr. Distr.* Apolobamba Province, Bolivia. Extent of range unknown.

*Genl. Char.* Fur of back gray ringed.

*Color.* Forehead, and sides of face to below angle of mouth, and lips, white; face around eyes and nose bare; hairs on cheeks long, forming whiskers; top of head to nape blackish brown forming a cap; upper back and shoulders reddish brown, center of back black; lower back, rump and hind limbs, golden red; arms blackish brown; under parts yellowish with a red tinge; hands and feet reddish brown; tail jet black. Ex type Paris Museum.

*Measurements.* Size equal to L. DEVILLII. Skull in type specimen.

This species has been united to L. DEVILLII by some Authors, but it presents too many differences from that form to justify us, with only

our present knowledge of the changes that may occur towards the adult state, in uniting them.

The examples are both quite small, and judging from the teeth that show in the open mouth, the type is the younger animal, but the white face, only displayed in the front part of the whiskers of *L. DEVILLII*, and the general reddish brown color of the pelage, with the absence of mottling on the lower back, cause the two types to appear so different that it would seem best to permit them to remain under different names until we have more knowledge as to the respective changes, if any, which may occur in the coloration of the pelage of *L. DEVILLII* from the youthful to the adult state.

*Measurements.* Size equal to *L. DEVILLII*. Skull in the specimen.

### LEONTOCEBUS DEVILLII (I. Geoffroy).

*Hapale devilli* I. Geoff., Compt. Rend., XXXI, p. 875.

*Midas devilli* I. Geoff., Cat. Primates, 1851, p. 64; *Id.* Archiv. Mus. Hist. Nat., Paris, V, 1852, p. 570; Casteln., Expéd. Amér. Sud, Mamm., 1855, p. 22, pl. VI, fig. 13; Dahlb., Stud. Zool. Fam. Reg. Anim. Natur., fasc. I, 1856, pp. 191, 195; Reichenb., Vollständ. Naturg. Affen, 1862, p. 13, no fig.; Gray, Cat. Monkeys, Lemurs and Fruit-eating Bats, Brit. Mus., 1870, p. 67, var. b; Bartl., Proc. Zool. Soc. Lond., 1871, p. 220, pl. XIII.

*Hapale devillei* Schleg., Mus. Pays-Bas, Simiæ, 1876, p. 262.

*Midas leucogenys* Gray, Cat. Monkeys, Lemurs and Fruit-eating Bats, Brit. Mus., 1870, p. 67.

*Midas weddelli* Forbes, Handb. Primates, I, 1894, p. 143. (Part.).  
*DEVILLE'S TAMARIN.*

*Type locality.* Banks of the rivers Ucayali and Huallaga near Sarayaçu, eastern Peru. Type in Paris Museum.

*Geogr. Distr.* Eastern Peru.

*Color.* Head, chin, throat, hands, feet and tail except at base, black; back between shoulders, outer side of arms, black, hairs tipped with cinnamon rufous; back black, hairs tipped with buff, giving to this part a mottled appearance; rump, base of tail, and legs inner and outer sides, dark burnt sienna; edge of thighs at and below knee, blackish, hairs tipped with burnt sienna; under parts, from lower part of throat to groin, reddish chestnut. Ex type in Paris Museum.

*Measurements.* Total length, 530; tail, 340. Skull: occipito-nasal length, 43; Hensel, 31; zygomatic width, 31; intertemporal width, 22;

median length of nasals, 5; breadth of braincase, 26; length of upper molar series, 8; length of mandible, 28; length of lower molar series, 10.

The type of *Midas leucogenys* Gray, is in the British Museum Collection. It is a young animal about half grown, and in all its markings exactly corresponds with the adult (*M.*) DEVILLII Geoffroy. There seems to be no reason whatever to separate it from the present species. The type of *L. DEVILLII* in the Paris Museum, presents the coloration described, but it has lost much fur from the under parts of the body, and the reddish chestnut of that part is not so pronounced as is shown in recent specimens.

Bartlett, who met with this species in eastern Peru, says (l. c.) it was plentiful on the Peruvian Amazons, and he obtained examples on both the Huallaga and Ucayali rivers. There is but little difference between the sexes, the male being rather larger and darker in color, especially the long hair on nape and neck. It is an extremely delicate animal and will not bear the least cold, and he could only keep them alive for two or three weeks, as they seemed to suffer from cold, and died. The Indian women make pets of them, and allow them to stay amid the long hair on their heads, and thus protected they will live for a long time. Becoming tame they come out and feed, and having captured a spider or two, they scamper back to their refuge amid the luxuriant hair of their owners, who are usually unwilling to part with them.

#### LEONTOCEBUS APICULATUS (Thomas).

*Midas apiculatus* Thos., Ann. Mag. Nat. Hist., 7th Ser., 1904, p. 189.

*Type locality.* Banks of the Copataza River, Ecuador. Type in British Museum.

*Genl. Char.* Differs from *L. DEVILLII* in having the mantle chestnut, not black.

*Color.* Head, throat, hands and feet black; lips white; long hairs on neck and between shoulders forming a mantle, chestnut; back black mottled with gray, tips of hairs having that color; arms and legs, and under parts reddish brown; blackish brown on chest; tail reddish brown at base, rest black. Ex type British Museum.

*Measurements.* Size similar to *L. ILLIGERI*. Skull: occipito-nasal length, 43; intertemporal width, 22; zygomatic width, 29; palatal length, 13; breadth of braincase, 25; median length of nasals, 5; length

of upper molar series, 8; length of mandible, 26; length of lower molar series, 10. Ex type British Museum.

**LEONTOCEBUS ILLIGERI (Pucheran).**

*Hapale illigeri* Pucher., Rev. Mag. Zool., 1845, p. 336; Wagn., Schreb., Säugth. Suppl., V, 1855, p. 134.

*Midas devillii* Sclat., Proc. Zool. Soc. Lond., 1871, p. 20, pl. VIII, (nec I. Geoffroy).

*Hapale illigeri* Schleg., Mus. Pays-Bas, Simiæ, 1876, p. 263.

*Midas illigeri* I. Geoff., Cat. Primates, 1851, p. 65; Dahlb., Stud. Zool. Fam. Reg. Anim. Natur., fasc. I, 1856, pp. 192, 196; Slack, Proc. Acad. Nat. Scien. Phil., 1861, p. 464; Reichenb., Vollständ. Naturg. Affen, 1862, p. 13, no fig.; Gray, Cat. Monkeys, Lemurs and Fruit-eating Bats, Brit. Mus., 1870, p. 67, var. d; Thos., Proc. Zool. Soc. Lond., 1880, p. 395.

*Ædipomidas illigeri* Elliot, Cat. Mamm. Field Columb. Mus., VIII, 1906, p. 554, Zool. Ser.

*ILLIGER'S TAMARIN.*

*Type locality.* Colombia.

*Geogr. Distr.* Colombia; banks of the Copataza River, Ecuador, (Thomas). Type in Paris Museum.

*Genl. Char.* Hairs on upper back very long, forming a mantle.

*Color. Male.* Forehead between eyes, face beneath eyes and upper and lower lips, white; head, hands, feet, inner side of arms and tail except at base, black; upper part of back and shoulders, liver brown speckled with black; outer side of arms, and under part of body dark liver brown slightly speckled with black; lower back black, hairs broadly tipped with ochraceous; sides of rump and legs, and base of tail, dark reddish, but lighter than upper back. Ex type Paris Museum.

*Female.* Resembles the male, but the hair on upper back is shorter, and the arms, legs, and under parts are a lighter and brighter red.

*Measurements.* In size about equal to *L. LABIATUS*; tail, 380. Skull: occipito-nasal length, 46; zygomatic width, 31; intertemporal width, 24; palatal length, 15; breadth of braincase, 26; median length of nasals, 6; length of upper molar series, 8; length of mandible, 31; length of lower molar series, 10.

The type of this species is believed, according to Pucheran (l. c.) to have come from Colombia, and Thomas has received specimens from the banks of the Copataza River, Ecuador. It has generally been given as from eastern Peru, but it is probable that the

examples from that portion of South America were not this species, but *L. WEDDELI*.

**LEONTOCEBUS TRIPARTITUS (A. Milne-Edwards).**

*Midas tripartitus* A. Milne-Edw., Archiv. Mus. Paris, 2me Sér., I, 1878, p. 161, pl. VIII.

*Type locality.* Banks of the Rio Napo, Ecuador. Type in Paris Museum.

*Genl. Char.* Remarkable for the black head, golden shoulders and upper back.

*Color.* Head to nape all around, and throat to chest, black; back of neck, and shoulders to middle of flanks, golden yellow; rest of upper parts and thighs to knees, iron gray; arms, outer and inner sides, under parts and inner side of legs, and outer side below knees, orange red; hands and feet dark reddish brown mixed with gray; face bare, lips covered with long white hairs; tail reddish chestnut for basal fourth, remainder black. Ex type Paris Museum.

*Measurements.* Total length, about 460; tail, 200. Skull: occipito-nasal length, 45; palatal length, 15; zygomatic width, 31; intertemporal width, 22; median length of nasals, 7; length of upper molar series, 9; length of mandible, 29; length of lower molar series, 10. Ex type Paris Museum.

This strikingly colored species, so unlike any of the genus, is recognizable at once. The jet black head and throat, contrasted with the bright colors of the body make it most conspicuous. The type in the Paris Museum has retained its color so far remarkably well, and it is to be regretted that it should be permitted to remain exposed to the sunlight which will eventually destroy most of the coloring, which now eminently distinguishes it from the other species of the genus.

**LEONTOCEBUS LAGONOTUS (Espada).**

*Midas lagonotus* J. de la Espada, Bol. Revista Univ. Madrid, 1870, p. 57; A. Milne-Edw., Nouv. Archiv. Mus. Paris, Hist. Nat., I, 1878, p. 161, (note); Cabrera, Anal. Soc. Esp. Hist. Nat., XXIX, 1900, p. 31.

*Type locality.* Upper Amazon. Type in Madrid Museum.

*Genl. Char.* Differing especially from *L. TRIPARTITUS* in having the mantle dark ferruginous, not golden.

*Color.* Head black; mantle, arms and legs dark ferruginous; back dark gray and black; under parts, hands, feet and tail black; base

of tail dark hazel. From a drawing in color of type in Madrid Museum. Face bare, purplish?, or black; edges of lips apparently white.

"M. Capite, gula, podiis, brachiis, intus, caudaque, basi excepta, aterrimis nitidis; pectore, abdomonique ex rufo nigroquemixtis; dorso, lumbis, coxibrunneo intenso fere nigro et albo, coxim versus et scapulas flavescente variegatis, ceteris, castaneo rutilanti ornatis; piliis vultum circumdantibus longis auriculas obtegentibus maxtace atque myxtace albis aut palidilis." Espada desc. Ex Milne-Edw.

*Color.* "del dorso y los costados variedo da amarillento y negrozco, como el de las liebres. Los pelos de la cabeza muy largos y de un negro brillante, lo mismo que la garganta, la parte interna de los brazos, las manos y los pies. Las espaldillas, los brazos par fuera y los miembros posteriores de collar rojo encendido tirando a lemado en medio de los hombros; en el pecho y el vientre este color rojo esta mezclado con negro; la cola es en su reiz mismo color que el dorso, roya despues en un corto espacio y negra en el resto sobre la cara, que es de color cardeno y esta a medias cubierta de pelillos negros y blanquecinos, se destaca el pelo blanco que rodea la boca y les aberturas nasales.

"Longitud deade et hocico a la raiz de la cola. O, 235 mm. der la cola, 32." Cabrera (l. c.).

### LEONTOCEBUS FUSCICOLLIS (Spix).

*Midas fuscicollis* Spix, Sim. et Vespert. Bras., 1823, p. 27, pl. XX.

*Midas flavifrons* I. Geoff. et Deville, Compt. Rend., XXVII, 1848, p. 499; *Id.* Cat. Primates, 1851, p. 64; Casteln., Expéd. Amér. Sud, Mamm., 1855, tab. VI, fig. 1; Dahlb., Stud. Zool. Fam. Reg. Anim. Natur., fasc. I, 1856, pp. 188, 193; Slack, Proc. Acad. Nat. Scien. Phil., 1861, p. 464; Reichenb., Vollständ. Naturg. Affen, 1862, p. 13, no fig.; Gray, Cat. Monkeys, Lemurs and Fruit-eating Bats, Brit. Mus., 1870, p. 67.

*Midas devillei* Slack, Proc. Acad. Nat. Scien. Phil., 1861, p. 464, (nec I. Geoffroy).

*Hapale fuscicollis* Wagn., Schreb., Säugth. Suppl., V, 1855, p. 131; Schleg., Mus. Pays-Bas, Simiæ, 1876, p. 264.

*Hapale chrysomelas* Schleg., Mus. Pays-Bas, Simiæ, 1876, p. 254, (nec Kuhl).

#### BROWN-HEADED TAMARIN.

*Type locality.* Between the Iça and Solimoens rivers, Brazil. Type in Munich Museum.

*Geogr. Distr.* Between the Iça and Solimoens rivers in Brazil;

and vicinity of Pebas, Peruvian Amazons; and the banks of the Javari River, boundary between Brazil and Peru.

*Genl. Char.* Pelage mostly brown and black; head and face buff yellow.

*Color.* Forehead, and top of head buff yellow, some hairs ochraceous, graduating into burnt umber on sides of head and back between shoulders, outer side of arms, and throat; lips white; back black, the hairs broadly tipped with buff; rump, legs, and under parts reddish chestnut; hands and feet black; tail at base like rump, remainder black.

*Measurements.* Similar in size to *L. labiatus*; tail, 265. Skull: occipito-nasal length, 43, (broken); intertemporal width, 22; breadth of braincase, 26; palatal length, 14; median length of nasals, 7; length of upper molar series, 8; length of mandible, 30; length of lower molar series, 10. Ex specimen British Museum.

The type in the Munich Museum has lost most of the hair on the top and sides of the head, and on arms to elbow; the left arm is practically bare for entire length, as is also the hand. The hair is mostly gone from the under side of the body. It therefore would not serve to describe the species, and one was selected for this purpose from the British Museum Collection. The skull is in the type specimen.

#### LEONTOCEBUS GRAELLSI (Espada).

*Midas graellsii* J. de la Espada, Bol. Revista Univ. Mad., 1870,  $\beta$ .


57; Milne-Edw., Archiv. Mus. Paris, I, 1878, p. 162, (note).

RIO NAPO MARMOSET.

*Type locality.* Banks of the Rio Napo, Ecuador. Type in Madrid Museum.

*Color.* Nose, forehead and center of head black; from eyes to ears and on cheeks, light chestnut; back of head, nape, back between shoulders, outer and inner sides of arms, and throat to breast black, hairs tipped with gray and darkest on dorsal region, giving this part a speckled brown appearance; back and flanks mummy brown, hairs tipped with gray, giving a grayish brown tint to these parts; rump tawny brown, the hairs being black at base, then tawny and tips grayish brown; thighs, and legs to ankles speckled brown and ochraceous buff, the latter color being the tips of the hairs; tail at base fuscous, more clear brown than the rest of the pelage, and this color extends along the tail beneath for one third its length, remainder of tail, hands and feet black; breast and abdomen blackish chestnut brown, hairs tipped with yellowish; inner sides of legs russet, the hairs being blackish at base tipped with russet.







LEONTOCEBUS ROSALIA.

No. 1000.B. Brit. Mus. Coll.  $\frac{1}{2}$  larger than Nat. Size.

A co-type of this species is in the British Museum Collection. It is peculiarly colored and very difficult to describe. The general appearance is that of a grayish brown creature with a black head and neck, and speckled with lighter brown on the body and hind legs. The base of the tail is lighter than the body, and the fur generally is so shiny that the color is very difficult to see, and varies constantly according as the light shines upon it. Unfortunately no skull accompanied the skin.

**LEONTOCEBUS IMPERATOR (Goeldi).**

*Midas imperator* Goeldi, Proc. Zool. Soc. Lond., I, 1907, p. 93, fig. 23.

*Type locality.* Rio Purus, tributary of the Amazon, western Brazil.

*Genl. Char.* Moustache of long white hairs extending beyond the face to the ears; tail longer than body.

*Color.* Sides of head, face, hands, and tufts on ears black; middle and back of head black and hazel mixed; lips white, from upper lip extends a long white moustache; throat black and gray; upper part of body, arms and outer side of legs buffy gray, the hair being black with buff tips; breast, lower part of belly, and inner side of legs, pale burnt sienna; middle of belly pale vinaceous cinnamon; tail above black, beneath burnt sienna at base, graduating into pale reddish brown, and then into black for apical half. Ex specimen British Museum.

**Subgenus Marikina.**

Mane large; lips not white.

**LEONTOCEBUS ROSALIA (Linnæus).**

*Simia rosalia* Linn., Syst. Nat., I, 1766, p. 41; Schreb., Säugth., I, 1775, p. 130, pl. XXXV; Shaw, Genl. Zool., I, 1800, p. 64, pl. XXV, fig.

*Callithrix rosalia* E. Geoff., Ann. Mus. Hist. Nat. Paris, XIX, 1812, p. 121; *Id.* Cours Hist. Nat. Mamm., 1828, p. 36, 10me Leçon; I. Geoff., Cat. Primates, 1851, p. 62; Dahlb., Stud. Zool. Fam. Reg. Anim. Nat., fasc. I, 1856, pp. 188, 192; Gulliv., Proc. Zool. Soc. Lond., 1875, p. 493.

*Jacchus albifrons* Desm., Mamm., Suppl., 1820, p. 534.

*Leontocebus pithecius marikina* Less., Spec. Mamm., 1840, p. 200.

*Marikina albifrons* Reichenb., Vollständ. Naturg. Affen, 1862, p. 9, pl. II, figs. 29, 30.

*Marikina rosalia* Reichenb., Vollständ. Naturg. Affen, 1862, p. 7, figs. 25, 27.

*Midas leoninus* Bates, Nat. Amaz., I, 1863, p. 98, (nec Wagner).

*Leontopithecus rosalia* Gray, Cat. Monkeys, Lemurs and Fruit-eating Bats, Brit. Mus., 1870, p. 65.

*Hapale rosalia* Schleg., Mus. Pays-Bas, Simiæ, 1876, p. 250.

*Type locality.* "In Brasilia."

*Geogr. Distr.* Forest of southeastern Brazil, Province of Rio de Janeiro; Upper Amazon.

*Genl. Char.* Conspicuous ruff around face and neck; tail bushy at tip, as long as body. Sometimes the pelage varied with black, this color appearing on the head, hands, feet and tail.

*Color.* General color of head, body and limbs golden yellow, darkest on head and limbs, and palest on tail; face, hands and feet purple; long tufts of hair from inside of ears brownish black.

*Measurements.* Tail to end of hairs, 345. Skull: occipito-nasal length, 53; Hensel, 39; zygomatic width, 35; intertemporal width, 23; median length of nasals, 11; breadth of braincase, 28; length of palate, 17; length of upper molar series, 12; length of mandible, 38; length of lower molar series, 13.

Bates, (l. c.) says he once saw a tame individual of *M. leoninus* = *L. ROSALIA*?, which was even more playful and intelligent than (*M.*) *URSULA*. In length of body it measured only seven inches, and was friendly with every one in the house where it lived, and its greatest pleasure was to climb about the persons of those who entered. When he first visited the house, it ran to the chair on which he was sitting and climbed on to his shoulder, and looking into his face showed its teeth and chattered as though it would say, "Well, and how do you do?" It was very affectionate with its master and would climb upon his head a dozen times in an hour, and make a great show of searching for certain animalculæ. Of this species Isidore Geoffroy Saint-Hilaire knew of one individual that distinguished between different objects in an engraving. When shown figures of a cat and wasp, it was very much frightened, but when it saw a grasshopper or beetle, it precipitated itself on the picture and tried to seize them.

#### LEONTOCEBUS LEONINUS (Humboldt).

*Simia leonina* Humb., Obs. Zool., I, 1811, (1815), pp. 16, 361, pl. V.

*Hapale leonina* Wagn., Schreb., Säugth. Suppl., I, 1840, p. 249; V, 1855, p. 138; Schleg., Mus. Pays-Bas, Simiæ, 1876, p. 255.

*Leontopithecus leoninus* Reichenb., Vollständ. Naturg. Affen, 1862, p. 6, fig. 24.

LION TAMARIN.

*Type locality.* Seen at Popayan, Brazil. No specimen preserved.

*Color.* General hue ochre yellow shading into olive brown, annulated with black; back varied with yellow; hands and feet black, face black; around the nose and mouth bluish white.

*Measurements.* Total length 7 to 8 inches.

No specimens of this monkey have been procured. Humboldt saw two living individuals at Popayan and from these he made his description and gave the name of LEONINA (l. c.). It inhabits the plains of Mocoa, and the fertile banks of the Iça and Japura rivers, never goes into temperate regions, and is rare even in the country it inhabits.

Whether these specimens represent a distinct species, or some state of pelage of *L. ROSALIA*, or a dark form of that species it is impossible to state, and any decision regarding it will have to be deferred until examples are procured.

LEONTOCEBUS CHRYSOMELAS (Kuhl).

*Midas chrysomelas* Kuhl, Beitr., 1820, p. 51; Tschudi, Faun.

Peruan., 1844, p. 53; I. Geoff., Cat. Primates, 1851, p. 62;

Dahlb., Stud. Zool. Fam. Reg. Anim. Natur., 1856, pp. 188,

192; Slack, Proc. Acad. Nat. Scien. Phil., 1861, p. 464.

*Jacchus chrysomelas* Desm., Mamm., 1820, p. 95.

*Leontocebus ater* var. B. Less., Spec. Mamm., 1840, p. 205.

*Marikina chrysomelas* Reichenb., Vollständ. Naturg. Affen, 1862, p. 8, fig. 28.

*Leontopithecus chrysomelas* Gray, Cat. Monkeys, Lemurs and Fruit-eating Bats, Brit. Mus., 1870, p. 65.

WIED'S TAMARIN.

*Type locality.* Forests through which the Rio Ilhéos flows, Brazil. Type in American Museum of Natural History, New York.

*Geogr. Distr.* Forests of the Rio Ilhéos, and Rio Pardo, Brazil; Peru, (Tschudi).

*Color.* Forehead, sides of head and chin, throat, and arms from elbows to hands, golden yellow, darkest on throat and towards sides of neck, where the long hairs fall over; the hairs on the forehead have faded to a pale yellow; occiput, back and sides of neck, shoulders, arms to elbows, mantle, under parts of body, inner side of hind limbs, and

ankles, black; lower back, rump, outer side of hind limbs to ankles, reddish chestnut; feet above mixed tawny and black; edges reddish chestnut; tail above on basal half pale yellow, faded from golden yellow; sides black. Ex type American Museum of Natural History, New York.

*Measurements.* Total length to end of hairs on tail, 670; tail, 300; foot, 75. Skull in specimen.

Kuhl describes this species from specimens brought by Prince Max. of Wied from Brazil. Some of these were distributed to the Berlin Museum, and to M. Temminck. The above description is taken from the male example in Prince Max.'s Collection purchased by the New York Museum and presumably the type, as it is not supposed that the type of Kuhl's description would be permitted to leave the collection. It is in good preservation but the delicate yellow has faded considerably.





*CÆDIPOMIDAS CÆDIPUS.*

No. 3.5.1.1. Brit. Mus. Coll.  $\frac{1}{2}$  larger than Nat. Size.



GENUS ÆDIPOMIDAS. MARMOSETS.

$$I. \frac{2-2}{2-2}; \quad C. \frac{1-1}{1-1}; \quad P. \frac{3-3}{3-3}; \quad M. \frac{2-2}{2-2} = 3^2.$$

**ÆDIPOMIDAS** Reichenb., Vollständ. Naturg. Affen, 1862, p. 5, pl. II, figs. 18-20. Type *Simia ædipus* Linnæus.

*Ædipus* Less., Spec. Mamm., 1840, pp. 184, 197-200, (nec Tschudi, 1838, Amphib.).

Head sometimes crested; sides of head naked or covered with short hairs, hairs on nape elongate. Size small.

KEY TO THE SPECIES.

- A. Hair on nape elongate; arms and outer side of legs, white.
  - a. Head crested, top of head and nape white. . . . . *O. ædipus*.
  - b. Head not crested, center of head white, nape burnt umber . . . . . *O. geoffroyi*.

**ÆDIPOMIDAS ÆDIPUS** (Linnæus).

*Simia ædipus* Linn., Syst. Nat., I, 1758, p. 28; I, 1766, p. 41; Schreb., Säugth., I, 1775, p. 128, pl. XXXIV; Bodd., Elench. Anim., 1784, p. 63; Audeb., Singes et Makis, Fam. VI me Sec., II, 1797, pl. III.

*Callithrix ædipus* Erxl., Syst. Reg. Anim., 1777, p. 55.

*Simia (Midas) ædipus* Humb., Rec. Obs. Zool., I, 1811, (1815), p. 361.

*Midas ædipus* E. Geoff., Ann. Mus. Hist. Nat. Paris, XIX, 1812, p. 122; F. Cuv., Hist. Nat. Mamm., 1833, p. 200, pl. LXXII; I. Geoff., Cat. Primates, 1851, p. 62; Dahlb., Stud. Zool. Fam. Reg. Anim. Natur., fasc. I, 1856, p. 193; Slack, Proc. Acad. Nat. Scien. Phil., 1861, p. 464; Forbes, Handb. Primates, I, 1894, p. 140.

*Jacchus ædipus* E. Geoff., Cours Hist. Nat. Mamm., 1828, p. 36, 10me Leçon.

*Ædipus titi* Less., Spec. Mamm., 1840, p. 197; Gray, Cat. Monkeys, Lemurs and Fruit-eating Bats, Brit. Mus., 1870, p. 65.

*Hapale ædipus* Wagn., Schreb., Säugth. Suppl., I, 1840, p. 251; V, 1855, p. 138; Blainv., Ostéog., 1841, Atl., Cebus IV;

Mivart, Proc. Zool. Soc. Lond., 1865, p. 587, (footnote);  
Schleg., Mus. Pays-Bas, Simiæ, 1876, p. 258.

*Ædipomidas ædipus* Reichenb., Vollständ. Naturg. Affen, 1862, p.  
5, figs. 18-20.

*Leontopithecus ædipus* Thos., Proc. Zool. Soc. Lond., 1911, p. 127.  
PINCHÉ MARMOSÉT.

*Type locality.* "In America."

*Geogr. Distr.* Cartagena and Turbaco, coast of Colombia.

*Genl. Char.* Sides of head naked; top of head crested.

*Color.* Face covered with short white hairs, sides of head naked;  
top of head, nape and neck, arms to shoulders, outer side of legs, hands  
and feet white; upper parts grayish brown; thighs bright hazel, the  
hairs tipped with gray, giving this part a tint or wash of that color;  
entire under parts and inner side of limbs white; tail, basal half bright  
hazel, remainder blackish seal brown.

*Measurements.* Skull: occipito-nasal length, 45; Hensel, 32;  
zygomatic width, 32; intertemporal width, 23.5; palatal length, 14;  
breadth of braincase, 27; median length of nasals, 6; length of upper  
molar series, 9; length of mandible, 31; length of lower molar series,  
11.

### ÆDIPOMIDAS GEOFFROYI (Pucheran).

*Hapale geoffroyi* Pucher., Rev. Mag. Zool., 1845, p. 336; Wagn.,  
Schreb., Säugth. Suppl., V, 1855, p. 251; Schleg., Mus. Pays-  
Bas, Simiæ, 1876, p. 258.

*Midas ædipus* var. Spix, Simiar. et Vespert. Bras., 1823, p. 30,  
pl. XXIII.

*Midas geoffroyi* I. Geoff., Cat. Primates, 1851, p. 63; Dahlb., Stud.  
Zool. Fam. Reg. Anim. Natur., fasc. I, 1856, pp. 89, 193;  
Slack, Proc. Acad. Nat. Scien. Phil., 1861, p. 464; Sclat.,  
Proc. Zool. Soc. Lond., 1871, p. 478, pl. XXXVIII; 1872, p.  
8; Alston, Biol. Centr. Amer., I, Mamm., 1879, p. 17; Forbes,  
Handb. Primates, I, 1894, p. 139, pl. XIII.

*Midas spixi* Reichenb., Vollständ. Natur. Affen, 1862, fig. 2.

*Ædipus geoffroyi* Gray, Cat. Monkeys, Lemurs and Fruit-eating  
Bats, Brit. Mus., 1870, p. 65.

*Ædipomidas geoffroyi* Reichenb., Vollständ. Naturg. Affen, 1862,  
p. 5, no fig.; Elliot, Mamm. Middle Amer. and West Indies,  
Field Columb. Mus. Pub., IV, Pt. II, 1904, p. 724, figs. 164,  
CXXXVII, Zool. Ser.; *Id.* Check List Mamm. N. Amer.

Cont. and West Indies, Field Columb. Mus. Pub., p. 532, Zool. Ser.

*GEOFFROY'S MARMOSET.*

*Type locality.* Panama. Type in Paris Museum.

*Geogr. Distr.* Costa Rica and Panama, Central America.

*Genl. Char.* Head not crested; face hairy.

*Color.* Face and head covered with short white hairs; center of head from forehead white; back of head and neck burnt umber; fore-arms, and arms inside to shoulders white; upper parts, extending to elbows on outer half of arms, shoulders and flanks, black mottled with yellowish white; this mottling is caused by the yellowish white band on the black hairs showing; under parts and inner side of limbs white; hands and feet gray; tail reddish or bright burnt umber on basal third, remainder black. Ex type Paris Museum.

*Measurements.* Skull: occipito-nasal length, 44; Hensel, 29; inter-temporal width, 22; zygomatic width, 28; palatal length, 13; breadth of braincase, 22; median length of nasals, 5; length of upper molar series, 10; length of mandible, 26; length of lower molar series, 11.

The type of *Midas spixi* Reichenbach, is in the Munich Museum and is, as was supposed, a specimen of ÆDIPOMIDAS GEOFFROYI (Pucheran).

---

(Note) For description of Æ. SALAQUIENSIS, see Appendix Vol. III, p. 255.

## GENUS CALLITHRIX. TRUE MARMOSETS.

I.  $\frac{2-2}{2-2}$ ; C.  $\frac{1-1}{1-1}$ ; P.  $\frac{3-3}{3-3}$ ; M.  $\frac{2-2}{2-2} = 3^2$ .

**CALLITHRIX** Erxl., Syst. Regn. Anim., 1777, p. 55. Type *Simia jacchus* Linnæus.

*Sagoinus* Kerr, Anim. Kingd., Mamm., I, 1792, p. 80.

*Sagouin* Lacépède., Tabl. Mamm., 1799, p. 4.

*Hapale* Illig., Prodr. Syst. Mamm. et Avium, 1811, p. 71.

*Jacchus* E. Geoff., Ann. Mus. Hist. Nat. Paris, XIX, 1812, p. 118.

*Sylvanus* Rafin., Analys. Natur., 1815, p. 53, (nec Latreille 1807, Coleopt.).

*Arctopithecus* Virey, Nouv. Dict. Hist. Nat., ed. nouv., XXXI, 1819, p. 279.

*Ouistitis* Burnett, Quart. Journ. Scien. Litt. and Arts, 1828, XXVI, p. 307.

*Liocephalus* Wagn., Schreb., Säugth. Suppl., I, pp. IX, V bis, (244-248).

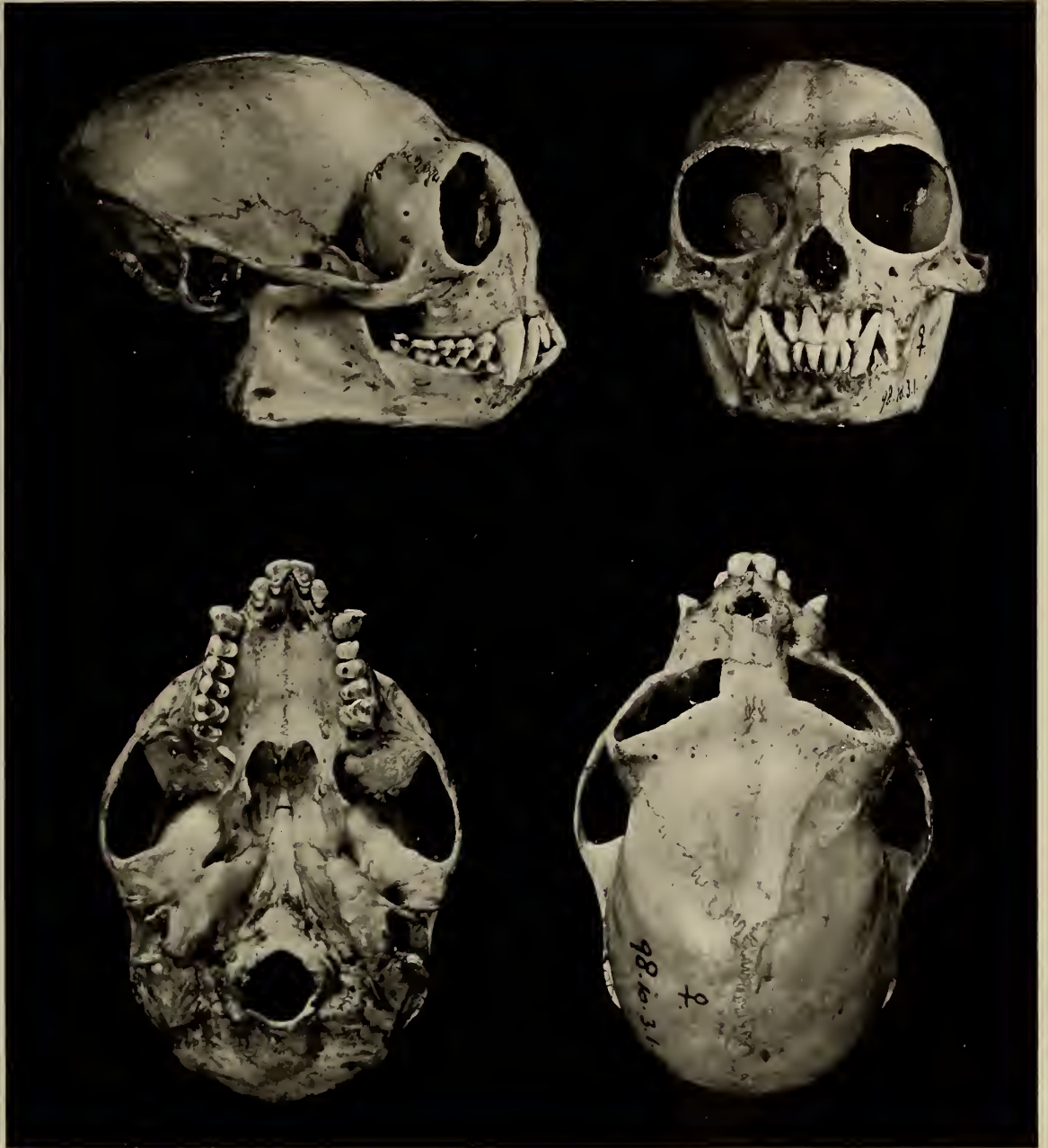
*Mico* Less., Spec. Mamm., 1840, pp. 184, 192-194.

*Cebuella* Gray, Proc. Zool. Soc. Lond., 1865, p. 734.

*Micoella* Gray, Cat. Monkeys, Lemurs and Fruit-eating Bats, Brit. Mus., 1870, p. 130.

Head round; eyes large; face naked; ears large, sometimes fringed with hair. Large whiskers are seen on several species, and the neck is sometimes encircled with a ruff. Skull: braincase large; facial region short; orbits large; upper incisors longer than the canines, and all project outward.

The Marmosets are small delicate creatures, possessing a soft, thick, silky fur, and a long rather bushy tail. In color there is much variety among them, and some have ringed tails. In disposition they are very timid, and while attached to, and familiar with those they are accustomed to meet daily, are shy with strangers, and apt to meet advances with sharp bites. The smooth skull, although the braincase is large, indicates a low order of intelligence. The female produces two or three young at a birth contrary to the general rule, as the females of these Anthropoidæ have usually but one.



CALLITHRIX LEUCOPUS.

No. 98.10.3.1. Brit. Mus. Coll.  $\frac{1}{2}$  larger than Nat. Size.



## LITERATURE OF THE SPECIES.

1758. *Linnæus, Systema Naturæ.*  
CALLITHRIX JACCHUS described as *Simia jacchus*.
1771. *Linnæus, Mantissa Plantarum.*  
CALLITHRIX ARGENTATA first described as *Simia argentata*.
1777. *Erxleben, Systema Regni Animalis.*  
In the genus CALLITHRIX, established by this Author, among other species now placed in different genera, C. JACCHUS is included.
1792. *Kerr, Animal Kingdom.*  
CALLITHRIX JACCHUS renamed *Simia (Sagoinus) jacchus moschatus*.
1812. *E. Geoffroy Saint-Hilaire, in Annales du Muséum d'Histoire Naturelle, Paris.*  
Comprising his genus *Jacchus* seven species of CALLITHRIX are given, only five of which are valid, as follows: (*J.*) *vulgaris* = C. JACCHUS; (*J.*) *penicillatus*; (*J.*) *leucocephalus*; (*J.*) *auritus*; (*J.*) *humeralifer* first described; (*J.*) *melanurus* = C. ARGENTATA; and (*J.*) *argentatus*.
- (1811), *Humboldt et Bonpland, Recueil d'Observations de Zoologie et d'Anatomie Comparée.*  
1815. In the subdivision *Jacchus* of the "Famille des Hapales," under *Simia* the following species of CALLITHRIX are given: (*S.*) *penicillata*; (*S.*) *aurita*; (*S.*) *humeralifer*; (*S.*) *melanurus* = C. ARGENTATA; and (*S.*) *geoffroyi* = C. AURITA (*E. Geoffroy*). Humboldt cites Geoffroy as the Author of the new species notwithstanding the fact Geoffroy's paper was apparently published a year later; but I. Geoffroy gives 1815 as the date of Humboldt's article.
1820. *Desmarest, Mammalogie ou Description des Espèces de Mammifères.*  
The genus *Jacchus* is divided into two subgenera *Ouistiti* and *Tamarin*. In the first of these is placed the species given by Erxleben enumerated above, without any additions; while *Tamarin* includes such species as were known to the Author, and which are in this work contained in the genera SENIOCEBUS, LEONTOCEBUS and ŒDIPOMIDAS.
1820. *Kuhl, Beiträge zur Zoologie.*  
The list of species enumerated by Geoffroy and Desmarest in

- the genus *Jacchus* is repeated here without additions, but all are included in the genus *Hapale*.
1823. *Spix, Simiarum et Vespertilionum Brasiliensium.*  
Three species of CALLITHRIX are given in this work under the genus *Jacchus*, viz.: PYGMÆUS; ALBICOLLIS; and PENICILLATUS; the first two described for the first time.
1829. *Fischer, Synopsis Mammalium.*  
Under the genus *Jacchus* all the species given by previous authors are included with copious synonymy, as well as the various Tamarins, now considered to belong to other genera.
1830. *Fischer, Addenda, Emendanda et Index ad Synopsis Mammalium.*  
The list in the previous work is here given without additions.
1840. *Wagner, Schreber, Die Säugthiere in Abbildungen nach der Natur mit Beschreibungen. Supplementband.*  
Following the arrangement adopted by Desmarest, all the species enumerated by him belonging to different genera, are in this list included in the genus *Hapale*.
1840. *R. P. Lesson, Species des Mammifères Bimanes et Quadrumanes.*  
The genus *Hapale* in this work contains the species then known, but which are now placed in the genus CALLITHRIX. It is divided into several subgenera, and the few species recognized have many varieties. 1st subgenus is *Hapale* with two species (*H.*) *leucotis* = C. JACCHUS; and (*H.*) *melanotis* = C. PENICILLATA Humboldt. The first has four varieties, all valid species, viz., A. C. AURITA; B. (*J.*) *vulgaris* = C. JACCHUS; C. C. ALBICOLLIS; C. HUMERALIFER; the second has one "viellesse," C. LEUCOCEPHALA. 2nd subgenus *Mico* has but one species, C. ARGENTATA. 3rd subgenus *Midas* contains species of SENIOCEBUS, and 4th of CÆDIPUS, and 5th of LEONTOCEBUS.
1842. *Wagner, in Wiegmann's Archiv für Naturgeschichte.*  
A list of species belonging to the genera CALLITHRIX and CALLICEBUS, in which a description is given for the first time of CALLITHRIX CHRYSOLEUCA. CALLITHRIX is the name the Author adopts for all the species enumerated, four in all.
1851. *I. Geoffroy Saint-Hilaire. Catalogue des Primates.*  
The various species of CALLITHRIX described to date are here given under *Hapale*.
1855. *Wagner, Schreber, Die Säugthiere in Abbildungen nach der Natur mit Beschreibungen. Supplementband.*



In the genus *Hapale* the various species of CALLITHRIX and the *Tamarins* are here given. *Jacchus* has var. B. ALBICOLLIS; PENICILLATA has var. B. LEUCOCEPHALA; ARGENTATA Linn., is retained as a valid species.

1862. *Reichenbach, Die Vollständigste Naturgeschichte der Affen.*  
In this work the following species of CALLITHRIX are given under the genera *Jacchus* and *Mico*: (*J.*) PYGMÆUS; (*J.*) *spixi* = CÆDIPOMIDAS GEOFFROYI; (*J.*) *vulgaris* = C. JACCHUS; (*J.*) HUMERALIFER; (*J.*) ALBICOLLIS; (*J.*) *trigonifer* = C. PENICILLATA; (*J.*) PENICILLATUS; (*J.*) LEUCOCEPHALUS; (*J.*) *maximiliani* = C. LEUCOCEPHALA; (*Mico*) ARGENTATA; and (*M.*) CHRYSOLEUCA.
1870. *J. E. Gray, Catalogue of Monkeys, Lemurs and Fruit-eating Bats, in British Museum.*  
The species of CALLITHRIX are divided by this Author into several different genera. C. AURITA is placed in *Hapale*; C. JACCHUS as *vulgaris*, in *Jacchus* var. 1, 2; with ALBICOLLIS; PENICILLATA; LEUCOCEPHALA; and *leucogenys* = LEONTOCEBUS DEVILLII as varieties 3, 4, and 5, of *vulgaris*. C. PYGMÆA is placed in *Cebuella*; and *melanura* = ARGENTATA, in *Mico*. All of which genera are unnecessary. In the Appendix to the Catalogue, *C. sericea*, (= CALLITHRIX CHRYSOLEUCA); and C. CHRYSOLEUCA are placed in the genus *Micoella*.
1876. *Schlegel, Muséum d'Histoire Naturelle des Pays-Bas, Simiæ.*  
The species of CALLITHRIX are here placed in the genus *Hapale*, as was customary with many of the earlier Authors. *Simia* ARGENTATA Linn., is kept distinct, because its habitat was different from that of *C. melanura* = C. ARGENTATA, and it could not be an albino because its eyes were black and not red!
1876. *Gunther, in Proceedings of the Zoological Society of London.*  
CALLITHRIX LEUCOPUS first described as *Hapale leucopus*.
1893. *Matschie, in Sitzungsberichte der Gesellschaft Naturforschender Freunde zu Berlin.*  
CALLITHRIX SANTAREMENSIS is described as *Hapale santaremensis*.
1903. *O. Thomas, in Annals and Magazine of Natural History.*  
CALLITHRIX FLAVICEPS first described as *Hapale flaviceps*.
1904. *O. Thomas, in Annals and Magazine of Natural History.*  
CALLITHRIX GOELDI and *Callithrix penicillata jordani* described.


## GEOGRAPHICAL DISTRIBUTION OF THE SPECIES AND SUBSPECIES.

The majority of the species of this genus are natives of Brazil, one only extending its range into Bolivia, and one inhabiting Colombia. *C. GOELDI* has no ascertained locality, as the unique type was brought alive to the City of Para, and it was not known whether it was captured in the vicinity or taken farther to the westward on the Amazon, or on one of its tributaries. At Santarem, at the mouth of the Rio Tapajos *C. SANTAREMENSIS* was procured, but its range is quite unknown. *C. JACCHUS* is stated to have been obtained on the Island of Marajo, lying between the mouths of the Amazon and the Rio Para. In the vicinity of Bahia *C. ALBICOLLIS* has been obtained, and south of the Bay Todos os Santos, *C. HUMERALIFER* occurs. *C. PENICILLATA* ranges from, and including the Province of Goyas, through that of Minas Geræs, and in Espirito Santo on the east coast, between 14 and 17 degrees South Latitude; and *C. p. jordani* is found in the south west portion of Minas Geræs.

In the last named Province *C. LEUCOCEPHALA* occurs, ranging into the Province of Espirito Santo; and in Matto Grosso *C. ARGENTATA* is found. This species is also met with in Bolivia, and a specimen according to I. Geoffroy is in the Paris Museum brought from Para by Castelnau and Deville. On the banks of the Upper Parana to the Province of Sao Paulo, *C. AURITA* occurs, while in the last named Province at Engenhiero Reeve *C. FLAVICEPS* was procured. At Booba on the Lower Rio Madeira *C. CHRYSOLEUCA* was obtained; and in the forests along the Rio Solimoens and Rio Ucayali, *C. PYGMÆA* dwells, and lastly at Medellin in the Province of Antigua, *C. LEUCOPUS* was found.

## KEY TO THE SPECIES AND SUBSPECIES.

- A. Tail without rings.
- a. Tail black, feet blackish brown. . . . . *C. argentata.*
  - b. Tail seal brown, tip white, feet white. . . . . *C. leucopus.*
  - c. Tail and feet golden yellow. . . . . *C. chrysoleuca.*
  - d. Tail and feet black . . . . . *C. goeldi.*
- B. Tail with rings.
- a. Head and neck white. . . . . *C. santaremensis.*
  - b. Center of head tawny ochraceous, rest black. . . . . *C. aurita.*
  - c. Middle of head dark brown.
    - a.' Above light gray . . . . . *C. penicillata.*





*CALLITHRIX ARGENTATA*

- b.' Above brownish gray ..... *C. p. jordani*.  
 d. Middle and top of head buff.  
   a.' Ear tufts black ..... *C. leucocephala*.  
   b.' Ear tufts white ..... *C. flaviceps*.  
 e. Head above to nape brownish black ..... *C. jacchus*.  
 f. Head and upper parts of body white ..... *C. humeralifer*.  
 g. Forehead blackish brown; back of head and nape  
   yellowish white ..... *C. albicollis*.  
   c.' No ear tufts ..... *C. pygmaea*.

CALLITHRIX ARGENTATA (Linnæus).

*Simia argentata* Linn., Mant., 1771, p. 521, pl. II; Gmel., Syst. Nat., 1788, p. 41; Audeb., Hist. Nat. Singes et Makis, 1797, Fam. VI, Sec. 2, Fig. 2; Shaw, Genl. Zool., 1800, p. 66, pl. XXVI, lower fig.

*Callithrix argentata* Erxl., Syst. Reg. Anim., 1777, p. 61.

*Jacchus melanurus* E. Geoff., Ann. Mus. Hist. Nat. Paris, XIX, 1812, p. 120.

*Jacchus argentatus* E. Geoff., Ann. Mus. Hist. Nat. Paris, XIX, 1812, p. 120; Desm., Mamm., 1820, p. 94.

*Hapale melanura* Kuhl, Beitr., 1820, p. 49; Wagn., Schreb., Säugth. Suppl., 1840, p. 244; V, 1855, p. 137; Casteln., Expéd. Amér. Sud, Mamm., 1855, p. 20; Dahlb., Stud. Zool. Fam. Reg. Anim. Natur., 1856, pp. 186, 187; Sclat., Proc. Zool. Soc. Lond., 1875, p. 419, pl. I; Schleg., Mus. Pays-Bas, Simiæ, 1876, p. 268; Forbes, Handb. Primates, I, 1894, p. 136.

*Midas melanurus* E. Geoff., Cours Hist. Nat. Mamm., 1828, p. 36, 10me Leçon.

*Hapale argentatus* Kuhl, Beitr., 1820, p. 49; Wagn., Schreb., Säugth. Suppl., 1840, p. 245; V, 1855, p. 128; Schleg., Mus. Pays-Bas, Simiæ, 1876, p. 268.

*Jacchus leucomerus* Gray, Ann. Mag. Nat. Hist., XVIII, 1846, p. 212.

*Midas argentatus* E. Geoff., Cours Hist. Nat. Mamm., 1828, p. 36, 10me Leçon; Bates, Nat. Amaz., 1863, p. 128.

*Mico argentatus* Less., Spec. Mamm., 1840, p. 192; Reichenb., Vollständ. Naturg. Affen, 1862, p. 6, figs. 21, 22.

*Mico melanurus* Gray, Cat. Monkeys, Lemurs and Fruit-eating Bats, Brit. Mus., 1870, p. 64.

BLACK-TAILED MARMOSET.

Type locality. "le Brésil." Geoffroy's type in Paris Museum.

*Geogr. Distr.* Provinces of Matto Grosso, Para, (I. Geoff.), Brazil; Bolivia, (I. Geoffroy).

*Genl. Char.* Face naked; ears exposed, naked; tail uniform, black.

*Color.* Forehead blackish brown; top of head, neck, shoulders and outer side of arms dark wood brown; back mummy brown; legs darker brown; hands grayish brown; feet blackish brown; under parts and inner side of arms yellowish white; inner side of legs orange buff above ankles grading into buff on upper part; broad stripe on outer edge of thighs, extending nearly to center of back white; tail black.

*Measurements.* Skull: occipito-nasal length, 43; Hensel, 32; zygomatic width, 30; intertemporal width, 22.5; palatal length, 15; width of braincase, 25; median length of nasals, 6; length of upper molar series, 9; length of mandible, 30; length of lower molar series, 10.

The presumable type of *C. melanura* in the Paris Museum is so faded that it would be useless to attempt a description from it, the various shades of brown having practically become one, the legs alone being somewhat darker than the back, grading into the blackish brown of the feet.

#### CALLITHRIX LEUCOPUS (Gunther).

*Hapale leucopus* Gunther, Proc. Zool. Soc. Lond., 1876, p. 743;

Anders., Cat. Mamm. Ind. Mus. Calc., Pt. I, 1881, p. 89;

Forbes, Handb. Primates, I, 1894, p. 134; Elliot, Cat. Mamm.

Field Columb. Mus., VIII, 1906, p. 553, Zool. Ser.

#### WHITE-FOOTED MARMOSET.

*Type locality.* Medellin, Province of Antioquia, Colombia.

*Geogr. Distr.* Province of Antioquia, Colombia. Range undetermined.

*Genl. Char.* Hair on back and sides long, silky; ears large, naked, not tufted; hands and feet white.

*Color.* Top and sides of head and face covered with short grayish white hairs; nape and upper parts brownish gray, some examples being a yellowish gray; arms from above elbows to wrists white; legs below knees grayish brown; hands and feet whitish; throat dark brown; under parts and inner side of limbs bright cinnamon rufous; tail seal brown, tip whitish.

*Measurements.* Skull: occipito-nasal length, 47; Hensel, 32; zygomatic width, 33; intertemporal width, 24; median length of nasals, 7; width of braincase, 29; length of upper molar series, 9; length of mandible, 33; length of lower molar series, 7.

There are several specimens of this species in the British Museum, but none of them was selected by its describer as the type, a most unfortunate omission. It was from one of these, No. 75. 6.3.1. that the above description was taken, and this might serve hereafter as THE TYPE.

**CALLITHRIX CHRYSOLEUCA (Wagner).**

*Hapale chrysoleuca* Wagn., Wiegmann, Archiv., I, 1842, p. 357; *Id.* Schreb., Säugth. Suppl., V, 1855, p. 125; Sclat., Proc. Zool. Soc. Lond., 1869, p. 594; 1871, p. 229; Gray, Cat. Monkeys, Lemurs and Fruit-eating Bats, Brit. Mus., 1870, p. 63, var. b; Schleg., Mus. Pays-Bas, Simiæ, 1876, p. 277; Forbes, Handb. Primates, I, 1894, p. 125.

*Mico sericeus* Gray, Proc. Zool. Soc. Lond., 1868, p. 256.

*Mico chrysoleucus* Reichenb., Vollständ. Naturg. Affen, 1862, p. 6, fig. 23.

*Hapale argentata* Sclat., Proc. Zool. Soc. Lond., 1868, p. 262.

*Micoella sericeus* Gray, Cat. Monkeys, Lemurs and Fruit-eating Bats, Brit. Mus., 1870, p. 131. (Append.).

**GOLDEN MARMOSET.**

*Type locality.* Borba, on the Lower Madeira River, Brazil. Type in Vienna Museum.

*Geogr. Distr.* Known only from the type locality.

*Genl. Char.* Ears large, naked, margined with long hairs; color pale.

*Color.* Head and upper part of body, throat, chest and shoulders ivory white; long hairs of ears buffy; arms, back of thighs, legs, tail and lower part of abdomen golden yellow; under parts buffy; ear tufts white. Ex type Vienna Museum.

*Measurements.* Skull: occipito-nasal length, 42; Hensel, 33; inter-temporal width, 23; breadth of braincase, 26; length of upper molar series, 10; palatal length, 10; length of mandible, 31; length of lower molar series, 12.

The type of *M. sericeus* Gray, in the British Museum cannot be separated from *C. CHRYSOLEUCA*. There was no skull of the species in the Vienna Museum of the four examples in the collection, and the measurements given above were taken from the type of *M. sericeus* Gray.

This is a peculiar little animal, giving, at first, the impression that it must be a partial albino, but all the specimens agree in their coloring, and it is a very pretty species.

**CALLITHRIX GOELDI Thomas.**

*Callithrix goeldi* Thos., Ann. Mag. Nat. Hist., XIV, 1904, 7th Ser.,  
p. 100.

GOELDI'S MARMOSET.

*Type locality.* Para, Brazil. Brought alive to the city. Type in British Museum.

*Genl. Char.* Hair on back and shoulders long, silky, projecting beyond ears.

*Color.* Head, limbs and upper parts blackish brown, the hairs at base are broccoli brown graduating into black, and tipped with pale brown; white tufts exist on head in front of ears, and on either side of the back at the loins, and there are white hairs scattered about the forehead; feet, hands, under parts and tail black, with light tips showing on some of the hairs in the tail. Ex type British Museum.

No skull to the specimen.

The specimen is in poor condition and misshapen, so that it would be impossible to give correct measurements. The skin of the hands and feet has been filled with some material and is stretched, making these members appear unusually broad, and the skin of the body has been shortened in making up. There is no species of the genus known to me to which this specimen can be assigned, but as the animal had been in captivity, and possibly, as suggested by Mr. Thomas, had been injured, this accounts for the white hairs on different parts of the head and body. We must wait for additional examples to enable us to decide what shall be its proper place in the genus.

**CALLITHRIX SANTAREMENSIS (Matschie).**

*Hapale santaremensis* Matschie, Sitzungsber. Ges. Naturf. Freund.  
Berlin, 1893, p. 227.

SANTAREM MARMOSET.

*Type locality.* Santarem, at mouth of River Tapajos, Amazon. Type in Berlin Museum.

*Geogr. Distr.* South bank of Amazon.

*Genl. Char.* Similar to *C. CHRYSOLEUCA*.

*Color.* White spot over each eye; side of head from corner of mouth to beneath ears, and middle of forehead black; tufts over ears, top of head, neck, shoulders, under side of arms, and back between shoulders white; brownish black streak down back of neck; entire back below shoulders and flanks black, hairs dark gray at base, then pure white, with apical portion black; outer side of leg mixed black and white, with a white stripe across upper thigh; inner side of arms and



legs, and under parts of body golden yellow; hands and feet dark brown; tail black, indistinctly barred with buff, becoming more buff than black towards tip. Ex type Berlin Museum.

*Measurements.* Total length, 570; tail, 380; flat skin. Skull: total length, 45.8; occipito-nasal length, 43; intertemporal width, 22.7; Hensel, 32.1; zygomatic width, 38.9; median length of nasal, 65; palatal length, 13.5; length of upper molar series, 9.7; length of mandible, 28.7; length of lower molar series, 11.

This species resembles somewhat *C. CHRYSOLEUCA*, and one might almost think, as Herr Matschie says, that that species was an albino of the present one.

### CALLITHRIX AURITA \*(E. Geoffroy).

*Jacchus auritis* E. Geoff., Ann. Mus. Hist. Nat., XIX, 1812, p. 119; *Id.* Cours Hist. Nat. Mamm., 1828, p. 36, 10me Leçon; Humb., Rec. Observ. Zool., I, 1811, (1815), p. 360; Desm., Mamm., 1820, p. 3; Fisch., Syn. Mamm., 1829, p. 61; Ad-dend., 1830, p. 61.

*Hapale aurita* Kuhl, Beitr. Zool., 1820, p. 48; Wagn., Schreb., Säugth. Suppl., I, 1840, p. 243; V, 1855, p. 125; I. Geoff., Cat. Primates, 1851, p. 60; Dahlb., Stud. Zool. Fam. Reg. Anim. Natur., Fasc. I, 1856, pp. 185, 187; Gray, Cat. Monkeys, Lemurs and Fruit-eating Bats, Brit. Mus., 1870, p. 63; Schleg., Mus. Pays-Bas, Simiæ, 1876, p. 276; Pelz., Zool.-Bot. Ges. Wien, XXXIII, 1883, Beiheft, p. 21; Forbes, Handb. Primates, I, 1894, p. 134.

*Hapale auritus* var. A. Less., Spec. Mamm., 1840, p. 188.

#### WHITE-EARED MARMOSET.

*Type locality.* "Brazil." Type in Paris Museum.

*Geogr. Distr.* Province of Sao Paulo, and on the banks of the Upper Parana, Brazil.

*Genl. Char.* Larger than *C. JACCHUS*; face whitish; no cross-bands on back, ears tufted with long white hairs.

*Color.* Face and forehead yellowish white; center of head and

---

\*E. Geoffroy described this and other species of *CALLITHRIX* in 1812. Humboldt's volume which contains his "Tableau Synoptique des Singes de l'Amérique" bears date of 1811, a year before Geoffroy's paper appeared. As Humboldt cites Geoffroy as the Author of the Species, the date must be an error, which is corrected by I. Geoffroy in his "Catalogue des Primates," 1851, p. vii, in the "Liste des Ouvrages, &c.," where he gives it as 1815, four years after the publication of E. Geoffroy's contribution.

nape tawny ochraceous; rest of head, neck, back between shoulders, across loins outer side, and on lower parts, and under parts black; back, flanks, outer side of arms, legs at and below knees tawny and black mixed; hands and feet deep chrome; tail, ringed with alternated black and gray bands, the latter washed with ochraceous towards tip; ear tufts white. Ex type Paris Museum.

*Measurements.* Skull: occipito-nasal length, 46; Hensel, 33; zygomatic width, 30; intertemporal width, 33; palatal length, 14; width of braincase, 21; length of upper molar series, 9; length of mandible, 30; length of lower molar series, 10.

**CALLITHRIX PENICILLATA \* (E. Geoffroy).**

*Jacchus penicillatus* E. Geoffroy, Ann. Mus. Hist. Nat. Paris, XIX, 1812, p. 119; Humboldt, Obser. Zool., 1815, p. 360; Spix, Simiar. et Vespert. Bras., 1823, p. 36, pl. XXIV; Desm., Mamm., 1820, p. 92; Fisch., Syn. Reg. Mamm., 1829, p. 61; Addend., 1830, p. 61; Reichenb., Vollständ. Naturg. Affen, 1862, p. 4; Gray, Cat. Monkeys, Lemurs and Fruit-eating Bats, Brit. Mus., 1870, p. 63, var. 4.

*Hapale penicillatus* Kuhl, Beitr. Zool., 1820, p. 47.

*Hapale penicillata* Wagn., Schreb., Säugth. Suppl., I, 1840, p. 242; V, 1855, p. 124; E. Geoff., Cat. Primates, 1851, p. 60; Dahlb., Stud. Zool. Fam. Reg. Anim. Natur., 1856, pp. 185, 187; Schleg., Mus. Pays-Bas, Simiæ, 1876, p. 273; Anders., Cat. Mamm. Ind. Mus. Calc., 1881, p. 88.

*Jacchus trigonifer* Reichenb., Vollständ. Naturg. Affen, 1862, p. 4, fig. 10.

*Type locality.* Brazil. Type not in Paris Museum.

*Geogr. Distr.* Provinces of Goyas, Minas Geræs, and Espirito Santo, between 14 and 17 degrees S. Latitude; Rio Parana, (Natterer).

*Color.* Face very scantily covered with white hairs, spot on forehead white; head dark Prout's brown, back of head and mantle brownish black; upper parts, and outer side of limbs gray, banded across lower back and rump with black; under parts black on throat and chest, gray on abdomen; black on inner side of thighs, and yellowish on legs below the knee; tail ringed black and white; hands and feet dark brown and gray mixed.

*Measurements.* Total length, 495; tail, 285; hind foot, 57; ear, 21. Skull: occipito-nasal length, 41; Hensel, 30; zygomatic width, 29; intertemporal width, 21; palatal length, 13; breadth of braincase, 25;

\*Humboldt cites Geoffroy as the Author of this species.

median length of nasals, 7; length of mandible, 28; length of lower molar series, 9.

The type of this form is no longer in the Paris Museum. There are several specimens, however, in the collection, the earliest of which bears date 1822, ten years after Geoffroy described the species. In all the examples, the name *penicillatus* is attributed to Kuhl, who gave the species in his *Beiträge Zoologie* eight years after Geoffroy had described it.

CALLITHRIX PENICILLATA JORDANI Thomas.

*Callithrix penicillata jordani* Thos., Ann. Mag. Nat. Hist., XIV, 7th Ser., 1904, p. 188.

*Type locality.* Rio Jordao, S. W. Minas Geræs, Brazil. Type in British Museum.

*Genl. Char.* Like *C. PENICILLATA*, but width of the middle upper incisor about one half the length, instead of two thirds as in the other species, and it is also longer and narrower.

*Color.* Face mars brown; spot on forehead and short hairs on lips white; top of head brownish black; nape, neck, and ear tufts black; the hair on back of head very long; general color of upper parts gray, banded with black, this being caused by the subterminal black band on the hairs showing alternately with the gray tips; none of the ochraceous color of the hairs showing, as it so conspicuously does in the other species; arms and legs ochraceous buff washed with gray; throat pale brown; upper part of chest, and a line in center of abdomen ochraceous washed with gray; inner side of arms, elbow to wrist black; above elbow ochraceous buff and gray; inner side of legs pale clay color, with a black spot near the body; hands and feet mixed black and orange; tail ringed with black and white. Ex type British Museum.

*Measurements.* Total length, 533; tail, 298; foot, 58; ear, 20. Skull: occipito-nasal length, 42; Hensel, 30; intertemporal width, 21; palatal length, 13; zygomatic width, 28; breadth of braincase, 25; median length of nasals, 8; length of upper molar series, 9; length of mandible, 27.5; length of lower molar series, 9. Ex type in British Museum.

This subspecies is not so gray as *C. PENICILLATA*, but darker and browner; the band above the slate colored base of the hairs is tawny and not ochraceous, and this causes the general darker hue of the animal; the under parts are much lighter, and more yellowish brown on sides of abdomen and inner side of thighs.

**CALLITHRIX JACCHUS (Linnæus).**

*Simia jacchus* Linn., Syst. Nat., I, 1758, p. 27; I, 1766, p. 40; Erxl., Syst. Reg. Anim., 1777, p. 56; Bodd., Elench. Anim., 1784, p. 68; Gmel., Syst. Nat., I, 1788, p. 39.

*Callithrix jacchus* Erxl., Syst. Reg. Anim., 1777, p. 56; Fisch., Syn. Mamm., 1829, p. 60; Elliot, Cat. Mamm. Field Columb. Mus., VIII, 1906, p. 553, Zool. Ser.; Thos., Proc. Zool. Soc. Lond., 1911, p. 127.

*Simia (Sagoinus) jacchus moschatus* Kerr, Anim. Kingd., 1792, p. 80, No. 80.

*Simia (Jacchus) jacchus* Humb., Rec. Obs. Zool., I, (1811), 1815, p. 360.

*Jacchus vulgaris* E. Geoff., Ann. Mus. Hist. Nat. Paris, XIX, 1812, p. 119; *Id.* Cours Hist. Nat. Mamm., 1828, p. 35, 10me Leçon; Reichenb., Vollständ. Naturg. Affen, 1862, p. 2; Gray, Cat. Monkeys, Lemurs and Fruit-eating Bats, Brit. Mus., 1870, p. 63, var. 12.

*Hapale jacchus* Kuhl, Beitr. Zool., 1820, p. 46; Wagn., Schreb., Säugth. Suppl., I, 1840, p. 241; V, 1855, p. 124; Blainv., Ostéog., 1841, Atl., Cebus, pl. VI; I. Geoff., Cat. Primates, 1851, p. 39; Dahlb., Stud. Zool. Fam. Reg. Anim. Natur., fasc. I, 1856, pp. 185, 187; Bates, Nat. Amaz., 1863, I, p. 98; Schleg., Mus. Pays-Bas, Simiæ, 1876, p. 271; Forbes, Handb. Primates, I, 1894, p. 132.

**COMMON MARMOSET.**

*Type locality.* "in America."

*Geogr. Distr.* Island of Marajo, Brazil.

*Genl. Char.* Face black with white spot; ears naked with a tuft of long hairs; hairs outside of head long; cross bands on back; tail banded.

*Color.* Head, nape, neck, and throat brownish black; ear tufts and long hairs from behind ears white; back yellowish gray; lower back barred with ochraceous, black and grayish white, caused by the ochraceous hairs, the subterminal black bars and grayish white tips alternating; hind limbs, hands and feet, black washed with yellowish white; under parts and inner side of limbs, black washed with gray; tail banded black and white.

*Measurements.* Total length, 510; tail, 295; foot, 61; ear, 21, (Collector). Skull: occipito-nasal length, 42; Hensel, 32; zygomatic width, 30; intertemporal width, 22.5; palatal length, 14; breadth of braincase, 25; median length of nasals, 8; length of upper molar series, 9; length of mandible, 29; length of lower molar series, 10.

Bates, (l. c.) states that while walking about the streets of Para he counted thirteen different species of monkeys, and, of these, two he never met again in any part of the country. One of these was *Hapale JACCHUS*. "It was seated on the shoulder of a young mulatto girl, as she was walking along the street, and I was told had been captured in the island of Marajo." This appears to be about the only identified locality in which this species is found, for previous authors, as a rule, in giving the range of *C. JACCHUS* have so confounded several species together, as to make it practically impossible to designate the geographical limits of this long and well known species; and of its range in Brazil but little is known even at this late day.

### CALLITHRIX FLAVICEPS (Thomas).

*Hapale flaviceps* Thos., Ann. Mag. Nat. Hist., XII, 7th Ser., 1903, p. 240.

YELLOW-HEADED MARMOSET.

*Type locality.* Engenheiro Reeve, Province of Espirito Santo, Brazil. Type in British Museum.

*Color.* Face and forehead whitish; head, throat, neck, shoulders, upper part of chest and inner side of arms, buff or buff yellow, upper parts showing the tawny, black, and gray color which each hair exhibits, the tawny not visible on lower back and rump, where the other two colors are ranged in black and grayish white bands across the body; outer side of arms yellowish; outer side of legs dark gray; middle of chest and abdomen, and spot between legs black, rest of abdomen tawny; hands and feet mixed dark brown and yellowish; tail ringed with black and gray, and a black spot on each side of base. Ex type British Museum.

*Measurements.* Total length, 546; tail, 298; foot, 65; ear, 23. Skull: occipito-nasal length, 47; Hensel, 33; zygomatic width, 31; intertemporal width, 23; palatal length, 15.5; width of braincase, 28.5; median length of nasals, 8; length of upper molar series, 10; length of mandible, 31; length of lower molar series, 13.

### CALLITHRIX LEUCOCEPHALA (E. Geoffroy).

*Jacchus leucocephalus* E. Geoff., Ann. Mus. Hist. Nat. Paris, XIX, 1812, p. 119; Desm., Mamm., 1820, p. 93; Fisch., Syn. Mamm., 1829, p. 61; Addend., 1830, p. 61; Reichenb., Vollständ. Naturg. Affen, 1862, p. 4, fig. 16; Gray, Cat. Monkeys, Lemurs and Fruit-eating Bats, Brit. Mus., 1870, p. 63, var. 5.

*Jacchus vulgaris* Gray, Cat. Monkeys, Lemurs and Fruit-eating Bats, Brit. Mus., 1870, p. 63, var. 4 and 5.

*Hapale leucocephalus* Kuhl, Beitr. Zool., 1820, p. 47.

*Hapale leucocephala* Wagn., Schreb., Säugth. Suppl., I, 1840, p. 124, var. B; I. Geoff., Cat. Primates, 1851, p. 60; Dahlb., Stud. Zool. Fam. Reg. Anim. Natur., fasc. I, 1856, pp. 185, 187; Schleg., Mus. Pays-Bas, Simiæ, 1876, p. 274.

*Jacchus maximiliani* Reichenb., Vollständ. Naturg. Affen, 1862, p. 5, fig. 17.

**WHITE-FRONTED MARMOSET.**

*Type locality.* "le Brésil." Type in Paris Museum.

*Geogr. Distr.* Eastern coast of Brazil in the Provinces of Minas Geræs and Espirito Santo.

*Genl. Char.* Face flesh color; hands and feet brown; tail ringed.

*Color.* Head in front of ears white; back of head and neck black; ears black, with long black tufts; upper parts have the hairs ochraceous with a subterminal black bar and yellowish white tips, giving a mottled appearance of all three colors; arms and legs grayish brown; throat and chest white; under parts, hands and feet, blackish brown; tail ringed with gray and black bands. Ex type Paris Museum.

*Measurements.* Total length about 400; tail, 200. Skull in mounted type specimen.

**CALLITHRIX HUMERALIFER \* (E. Geoffroy).**

*Jacchus humeralifer* Geoff., Ann. Mus. Hist. Nat. Paris, XIX, 1812, p. 120; Humb., Rec. Obser. Zool., 1811, (1815), p. 360; Desm., Mamm., 1820, p. 93; Fisch., Syn. Mamm., 1829, p. 62; Addend., 1830, p. 62; Reichenb., Vollständ. Affen, 1862, p. 4; Gray, Cat. Monkeys, Lemurs and Fruit-eating Bats, Brit. Mus., 1870, p. 63.

*Hapale humeralifer* Kuhl, Beitr. Zool., 1820, p. 48; I. Geoff., Cat. Primates, 1851, p. 60; Dahlb., Stud. Zool. Fam. Reg. Anim. Natur., fasc. I, 1856, pp. 185, 187; Bates, Nat. Amaz., II, 1863, p. 55; Forbes, Handb. Primates, I, 1894, p. 133.

*Hapale humeralifer* var. D. Less., Spec. Mamm., 1840, p. 189.

**WHITE-SHOULDERED MARMOSET.**

*Type locality.* "le Brésil." Type in Paris Museum.

*Geogr. Distr.* Vicinity of Bahia, to the Bay of Todos os Santos, Brazil. (Wied).

*Genl. Char.* Face partly naked; ears fringed with long hairs.

*Color.* Forehead, face, sides of head and throat bare; center and side of head near ears, black; rest of head, tufts on ears, neck, upper

---

\*Humboldt cites Geoffroy as the Author of this species.

part of back, shoulders, arms, hands and under parts, soiled white; rest of upper parts blackish brown, the hairs being white with blackish brown tips, and the white shows in spots giving the back and rump a mottled appearance; hind limbs and feet blackish brown; tail, black and gray mixed, the hairs being gray ringed with black. Ex type Paris Museum.

*Measurements.* Size about as *C. JACCHUS*. Skull in mounted type specimen.

It is most likely the fact that the bare head and throat of the type is caused by the hairs having slipped, as scattered ones still are to be seen, rather than that these naked parts are natural. The scattered colored places on the head, and the whiteness of the hairs on the upper part of the body, and the white mottling of the back and rump would seem to be more a condition of partial albinism of *C. JACCHUS* than characters indicating a distinct species. However, it is impossible to establish this as a fact, and until more proofs are obtained in other specimens, duplicating the type, or examples of *C. JACCHUS* in various albinistic stages, the present specimen will have to remain under the name given to it by Geoffroy.

Bates (l. c.) gives the following account of this species as observed by him at Santarem: "I saw in the woods on one occasion, a small flock of monkeys, and once had an opportunity of watching the movements of a sloth. The monkeys belonged to a very pretty and rare species, a kind of Marmoset, I think the *Hapale HUMERALIFER* described by Geoffroy St. Hilaire. I did not succeed in obtaining a specimen, but saw a living example afterwards in the possession of a shop keeper at Santarem. It seems to occur nowhere else except in the dry woods bordering the campos in the interior parts of Brazil. Altogether I thought it the prettiest species of its family I had yet seen. One would mistake it at first sight for a kitten, from its small size, varied colors and the softness of its fur. It was a most timid creature, screaming and biting when any one attempted to handle it; it became familiar, however, with the people of the house a few days after it came into their possession. When hungry or uneasy it uttered a weak querulous cry, a shrill note, which was sometimes prolonged so as to resemble the stridulation of a grasshopper."

#### CALLITHRIX ALBICOLLIS (Spix).

*Jacchus albicollis* Spix, Sim. et Vespert. Bras., 1823, p. 33, pl. XXV; Fisch., Syn. Mamm., 1829, p. 60; Addend., 1830, p. 60; Reichenb., Vollständ. Naturg. Affen, 1862, p. 4.

*Hapale albicollis* I. Geoff., Cat. Primates, 1851, p. 59; Dahlb., Stud. Zool. Fam. Reg. Natur., fasc. I, 1859, pp. 185, 187; Gray, Cat. Monkeys, Lemurs and Fruit-eating Bats, Brit. Mus., 1870, p. 63, var. 3.

*Hapale albicollis* var. C. Less., Spec. Mamm., 1840, p. 189.

*Type locality.* Woods in vicinity of Bahia, Brazil. Type in Munich Museum.

*Geogr. Distr.* Vicinity of Bahia, Brazil.

*Genl. Char.* Ears tufted; hairs on neck long forming a mantle; size small.

*Color.* Top of head reddish brown; long ear tufts grayish white; sides and back of head and neck yellowish white; upper parts mottled with black and ochraceous, hairs tipped with white; outer side of limbs brownish black, hairs gray tipped; throat and fore part of breast grayish white; under parts, hands and feet blackish brown; tail brownish black, indistinctly ringed with gray. Ex type Munich Museum. The throat and fore part of chest appear yellowish, but this is merely the reflection of the skin, the hairs being grayish white. The skull is in the specimen.

*Color.* Ex specimen British Museum. Upper lip and spot on forehead white; head in front of ears, Prout's brown; center of head, and nape yellowish white, sometimes grayish white; ear tufts white; back very similar to that of *C. LEUCOCEPHALA*, the hairs ochraceous with a subterminal black bar and white tips; arms blackish brown, hairs tipped with yellowish; legs yellowish brown; under parts pale brown on throat and a band across chest and inner side of legs, rest blackish brown; tail ringed black and gray, or black and yellowish; hands and feet dark brown washed with gray.

*Measurements.* Total length, 494; tail, 296; foot, 59; ear, 24, (Collector). Skull: occipito-nasal length, 41; Hensel, 30; intertemporal width, 24; width of braincase, 24; zygomatic width, 30; palatal length, 13.5; median length of nasals, 6; length of upper molar series, 8; length of mandible, 28; length of lower molar series, 10.

The difference between this form and *C. LEUCOCEPHALA* is mainly in the coloring of the nape and ear tufts, which are yellowish white in *C. ALBICOLLIS* and black in its relative; the rest of the pelage is colored almost exactly the same.

### CALLITHRIX PYGMÆA (Spix).

*Jacchus pygmæus* Spix, Simiæ et Vespert. Bras., 1823, p. 32, pl. XXIV, fig. 2; Reichenb., Vollständ. Naturg. Affen, 1862, p. 1.



*Hapale pygmæa* I. Geoff., Cat. Primates, 1851, p. 61; Wagn., Schreb., Säugth. Suppl., V, 1855, p. 126; Casteln., Expéd. Amér. Sud, Mamm., I, 1855, p. 20, pl. V, figs. 1, 2; Dahlb., Stud. Zool. Fam. Reg. Anim. Natur., fasc. I, 1856, pp. 186, 187; Bartl., Proc. Zool. Soc. Lond., 1871, p. 220; Schleg., Mus. Pays-Bas, Simiæ, 1876, p. 277; Anders., Cat. Mamm. Ind. Mus. Calc., Pt. I, 1881, p. 88; Forbes, Handb. Primates, I, 1894, p. 135.

*Cebuella pygmæa* Gray, Cat. Monkeys, Lemurs and Fruit-eating Bats, Brit. Mus., 1870, p. 64.

**PIGMY MARMOSET.**

*Type locality.* Forest near Tabatinga on the Rio Solimoens, Brazil. Type in Munich Museum.

*Geogr. Distr.* Forest along the Solimoens and Ucayali rivers, Brazil, north into Mexico. (Bates).

*Genl. Char.* Size diminutive; ears small.

*Color.* Top of head dark brown, hairs pale yellow tipped with dark brown; hairs on back black at base, then yellowish white, then black, giving this part a mottled appearance; limbs blackish brown and yellow; under parts yellowish. Ex type Munich Museum.

The type is in bad condition, and a correct description of its pelage as it was when the animal was living is impossible, as the fur is discolored and the hair is mostly gone from the tail. The skull is in the skin, and judging from the teeth, which are exposed, the animal is fully adult, although so small in size.

*Color.* Adult. Head, neck and back between shoulders speckled dark brown and gray, or dark brown and clay color; back black mottled with buff; gray on rump; outer side of arms like head; outer side of legs like back; throat and upper part of breast yellowish brown; abdomen gray, inner side of legs yellowish brown; hands and feet yellowish; tail above banded with black and tawny, beneath tawny for basal two thirds, banded with black and tawny for remainder.

*Measurements.* Total length, (skin), 325; tail, 165; foot to end of nails, 46. Skull: occipito-nasal length, 34; intertemporal width, 19; palatal length, 12; zygomatic width, 23.5; breadth of braincase, 22; median length of nasals, 5; length of upper molar series, 6.5; length of mandible, 20; length of lower molar series, 7.

## GENUS CALLICEBUS. TITI MONKEYS.

$$I. \frac{2-2}{2-2}; \quad C. \frac{1-1}{1-1}; \quad P. \frac{3-3}{3-3}; \quad M. \frac{2-2}{2-2} = 32.$$

- CALLICEBUS** Thomas, Ann. Mag. Nat. Hist., 7th Ser., XII, 1903, pp. 456, 457. Type *Callithrix personatus* E. Geoffroy.  
*Saguinus* Less., Man. Mamm., 1827, p. 56, (nec Sagouin Lacép., 1799; nec Illig., 1811).  
*Callithrix* Auct., (nec Erxleben).

Head small, depressed; eyes small; ears large; tail long, bushy. Skull lacks backward extension, such as exists among the species of SAIMIRI; canines small; angle of mandible only moderately expanded.

The Titi Monkeys, as the members of this genus are usually called, are active creatures, but less lively than the Sapajou or Capuchins, and Bates says that *C. MOLOCH* is a dull, listless animal. But according to his own account, it is agile enough in the trees. Their food consists of fruits, insects, birds' eggs, and small birds whenever they succeed in capturing one. Their range is extensive, comprising the greater part of Brazil, and they are also natives of Colombia, Ecuador, Peru, and Bolivia.

## LITERATURE OF THE SPECIES.

1807. *Hoffmannsegg, in Magazin für die neuesten Entdeckungen in der gesammten Naturkunde. Berlin.*  
 CALLICEBUS TORQUATUS and *C. MOLOCH*, are here first described as *Cebus torquata* and *Cebus moloch*.
1811. *Humboldt et Bonpland, Recueil d'Observations de Zoologie et (1815). d'Anatomie Comparée.*  
 CALLICEBUS AMICTUS described as *Simia AMICTA*; (*S.*) TORQUATUS; (*S.*) *lugens* = CALLICEBUS TORQUATUS. The other species are (*S.*) PERSONATUS; and (*S.*) MOLOCH. (*S.*) SCIUREUS is a SAIMIRI.
1812. *E. Geoffroy Saint-Hilaire, in Annales du Muséum d'Histoire Naturelle, Paris.*  
 Under the genus CALLITHRIX six species are given as follows:  
 (*C.*) *sciureus* = SAIMIRI SCIUREUS; (*C.*) PERSONATUS de-



*CALICEBUS PERSONATUS.*

No. 3.9.4.22. Brit. Mus. Coll. Nat. Size.



- scribed for the first time; (C.) *lugens* = CALLICEBUS TORQUATUS; (C.) AMICTUS; (C.) TORQUATUS; and (C.) MOLOCH.
1820. *Kuhl, Beiträge zur Zoologie.*  
Eight species are here recorded under the genus CALLITHRIX, varying but little from Geoffroy's list. (C.) SCIUREUS = SAIMIRI SCIUREUS; (C.) INFULATUS (Licht.), is an AOTUS; (C.) TORQUATUS; (C.) AMICTUS; (C.) *lugens* = CALLICEBUS TORQUATUS; (C.) MOLOCH; (C.) PERSONATUS; and (C.) MELANOCHIR first described.
1820. *Desmarest, Mammalogie ou Description des espèces de Mammifères.*  
A repetition of Kuhl's list is here given with the same errors repeated.
1823. *Spix, Simiarum et Vespertilionum Brasiliensium.*  
Like most of the previous authors, CALLITHRIX, in place of CALLICEBUS, is here used for the genus of these monkeys, and six species are recorded. (C.) PERSONATUS; (C.) AMICTUS; (C.) CINERASCENS; (C.) NIGRIFRONS; (C.) GIGOT; and (C.) CUPREUS all four described for the first time.
1826. *Maximilian, Prinzen zu Wied, Beiträge zur Naturgeschichte von Brasilien.*  
Two species of CALLICEBUS are given in this work as (*Callithrix*) PERSONATUS; and (C.) MELANOCHIR.
1829. *Fischer, Synopsis Mammalium.*  
In this book the species of CALLICEBUS are placed in the genus CEBUS, and six species are given and two varieties. (C.) PERSONATUS, with (C.) NIGRIFRONS as a synonym considered as the young apud Temminck. (C.) TORQUATUS, with var.  $\beta$ . (C.) AMICTUS; and var.  $\gamma$ . (C.) *lugens* = CALLICEBUS TORQUATUS; (C.) MOLOCH; (C.) MELANOCHIR; (C.) INFULATUS = AOTUS INFULATUS; and (C.) CUPREUS.
1830. *Fischer, Addenda, Emendanda et Index ad Synopsis Mammalium.*  
The list of species given in the preceding work under the genus CEBUS is here repeated.
- 1835-  
1847. *D'Orbigny et Gervais, in Voyage dans l'Amérique Méridionale. Mammifères.*  
CALLICEBUS DONACOPHILUS first described as *Callithrix donacophilus*.
1840. *R. P. Lesson, Species des Mammifères Bimanes et Quadrumanes.*

- The species of CALLICEBUS are here placed in his genus SAGUINUS, and, as in the other genera treated by the Author, are divided into many varieties. They are (S.) MOLOCH; (S.) CUPREUS; (S.) PERSONATUS; (S.) NIGRIFRONS; var. A. (S.) INFULATUS is an AOTUS; var. B. (S.) DONACOPHILUS; and var. C. (S.) MELANOCHIR; with (S.) CINERASCENS Spix as juv.; (S.) *vidua* = C. TORQUATUS; (S.) AMICTUS; and (S.) TORQUATUS as (S.) AMICTUS juv.
1840. *Wagner, Schreber, die Säugthiere in Abbildungen nach der Natur mit Beschreibungen. Supplementband.*  
Six species and two varieties of CALLICEBUS are here given under CALLITHRIX, viz., (C.) PERSONATUS; (C.) MELANOCHIR; (C.) DONACOPHILUS; (C.) MOLOCH; (C.) CUPREUS; and (C.) TORQUATUS, with var.  $\beta$ . (C.) AMICTUS; and  $\gamma$ . (C.) *lugens* = CALLICEBUS TORQUATUS.
1842. *Wagner, in Archiv für Naturgeschichte.*  
Two species of CALLICEBUS are here first described in the genus CALLITHRIX; (C.) CALIGATUS; and (C.) BRUNNEUS.
1848. *I. Geoffroy Saint-Hilaire, in Comptes Rendus.*  
CALLICEBUS CUPREUS (Spix), is redescribed as *Callithrix discolor*.
1851. *I. Geoffroy Saint-Hilaire, Catalogue des Primates.*  
Seven species of CALLICEBUS are here recorded under the genus CALLITHRIX, viz., (C.) PERSONATUS; (C.) AMICTUS; (C.) GIGOT; (C.) MELANOCHIR; (C.) DONACOPHILUS; (C.) *discolor* = CALLICEBUS CUPREUS, and (C.) MOLOCH.
1855. *Wagner, Schreber, Die Säugthiere in Abbildungen nach der Natur mit Beschreibungen. Supplementband.*  
The list given in the previous volume is here repeated with (C.) CALIGATUS, and (C.) BRUNNEUS added.
1862. *Reichenbach, Die Vollständigste Naturgeschichte der Affen.*  
The species of CALLICEBUS are here included in CALLITHRIX and are as follows: (C.) PERSONATUS; (C.) NIGRIFRONS; (C.) MELANOCHIR; (C.) AMICTUS; (C.) TORQUATUS; (C.) *lugens* = CALLICEBUS TORQUATUS; (C.) INFULATA = AOTUS INFULATUS; (C.) CUPREUS; (C.) MOLOCH; (C.) DONACOPHILUS; (C.) *discolor* = CALLICEBUS CUPREUS; (C.) CINERASCENS; (C.) GIGOT; (C.) CALIGATUS; (C.) BRUNNEUS, and (C.) *chlorocnemis* Lund, a Pleistocene fossil.
1865. *St. George Mivart, in Proceedings of the Zoological Society of London.*

- An elaborate paper on the axial skeleton of the Primates, with critical comparisons between the Families and Genera and their resemblance to Man.
1866. *J. E. Gray, in Annals and Magazine of Natural History.*  
CALLICEBUS ORNATUS first described as *Callithrix ornatus*; and C. CALIGATUS redescribed as *Callithrix castaneo-ventris*.
1870. *J. E. Gray, Catalogue of Monkeys, Lemurs and Fruit-eating Bats, in British Museum.*  
Under the genus CALLITHRIX, eleven species of CALLICEBUS are here given. (C.) CUPREUS; (C.) AMICTUS; (C.) TORQUATUS; (C.) DONACOPHILUS (nec D'Orb.), = CALLICEBUS PALLESCENS Thos.; (C.) MOLOCH; (C.) ORNATUS; (C.) PERSONATUS; (C.) NIGRIFRONS; (C.) *castaneo-ventris* = CALLICEBUS CALIGATUS; (C.) MELANOCHIR, and (C.) GIGOT.
1883. *A. von Pelzeln, Brasilische Säugethiere.*  
Six species of CALLICEBUS are here enumerated under CALLITHRIX, viz., (C.) NIGRIFRONS; (C.) MOLOCH; (C.) CALIGATA; (C.) BRUNNEA; (C.) GIGOT, and (C.) TORQUATA.
1900. *Cabrera, in Anales Sociedad Española de Historia Natural.*  
CALLICEBUS LEUCOMETOPA first described as *Callicebus cupreus leucometopa*.
1907. *D. G. Elliot, in Annals and Magazine of Natural History.*  
CALLICEBUS USTOFUSCUS, and C. SUBRUFUS first described.
1907. *O. Thomas, in Annals and Magazine of Natural History.*  
CALLICEBUS PALLESCENS first described.
1908. *O. Thomas, in Annals and Magazine of Natural History.*  
CALLICEBUS *hoffmannsi* first described.
1911. *O. Thomas, in Annals and Magazine of Natural History.*  
CALLICEBUS EMILLÆ first described.

## GEOGRAPHICAL DISTRIBUTION OF THE SPECIES.

Brazil is evidently the home of the members of this genus and they have a wide distribution over its territory, with representatives on the west in Colombia, Ecuador, Peru and Bolivia. In the north on the right bank of the Orinoco near the Mission of Santa Barbara, C. TORQUATUS is found and its range is extended in the forests watered by the Rios Cassiquiare, Guaviare, Negro and Solimoens, going, according to Tschudi, (l. c.) in southeastern Peru as far as Latitude 12°. On the Upper Amazon in the forests of Olivença near the Rio Solimoens and thence to Peru (Tschudi), its near relative C. AMICTUS occurs. At

Urucurituba, Santarem, on the Lower Amazon, *C. HOFFMANNSI* was procured, and from near the last mentioned town, *C. REMULUS* was obtained, and from Para *C. EMILÆ* was received. On the east coast from the Rio St. Mattheus to Sertem de Bahia *C. MELANOCHIR* is met with; and on the banks of the Rio Para near the mouth of the Rio Tapajos, and also according to Schlegel (l. c.) at Aveyros on the Lower Amazon, *C. MOLOCH* dwells. Near Ilhéos south of Bahia *C. GIGOT* has been procured, and this species goes as far to the south as New Freibourg (Schlegel), between the Rio Parahyba and the mountains to the north of the Bay of Rio de Janeiro. Near the last named city extending northward to the banks of the Rio St. Mattheus (Wied), and on the Rio Doce *C. PERSONATUS* ranges, and according to Tschudi, (l. c.) it is also found in Peru between 12° and 14° South Latitude. In the Provinces of Minas Geræs and Rio de Janeiro *C. NIGRIFRONS* ranges. The most southern locality for any member of the genus is Chaco in Paraguay, where *C. PALLESCENS* has been taken. On the middle Amazon near Teffé or Ega, *C. EGERIA* occurs; while at the Falls of Bonaneira, Rio Marmoré, *C. BRUNNEUS* was procured; and near Borba on the Rio Madeira, *C. CALIGATUS* was obtained. On the Rio Solimoens and thence into Peru in the forests of the Rio Ucayali and Rio Huallaga, also on the Rio Copataza, and at Andoas in Ecuador, *C. CUPREUS* occurs, and on the banks of the Rio Potomaico, on the borders of Peru, *C. CINERASCENS* was procured. From some unknown locality, supposedly in Brazil, *C. USTOFUSCUS* came. In Colombia near Bogota *C. ORNATUS* was met with. At Andoas, on the Rio Pastasa in Ecuador, *C. PÆNULATUS* occurs, and also in the same State its locality unknown, *C. LEUCOMETOPA* was obtained. Finally in Peru, at Pachite on the Rio Ucayali, *C. SUBRUFUS* occurs, and in the Province of Sara, Central Bolivia, *C. DONACOPHILUS* is found. As may be seen from the above recapitulation, the entire range of a number of species is not yet known, and doubtless, in numerous instances, they are considerably greater than those given.

#### KEY TO THE SPECIES.

- A. Tail black.  
 a. Under parts red .....*C. torquatus*.  
 b. Under parts black .....*C. amictus*.  
 B. Tail grayish and black.  
 a. Hairs on ears dark claret brown.....*C. ustofuscus*.  
 b. Hairs on ears reddish.



- a.' Forehead buffy yellow grading to ferruginous .....*C. cupreus*.
- b.' Forehead blackish maroon .....*C. caligatus*.
- c.' Forehead mixed black and gray.....*C. melanochir*.
- d.' Forehead grizzled ochraceous .....*C. pænulatus*.
- c. Hairs on ears white.
  - a.' Hands and feet burnt sienna, fingers grayish rufous .....*C. egeria*.
  - b.' Hands and feet chestnut .....*C. leucometopa*.
  - c.' Hands and feet bright chestnut red, fingers and toes white .....*C. subrufus*.
  - d.' Hands and feet black, hairs tipped with white .....*C. hoffmannsi*.
  - e.' Hands and feet yellowish gray.
    - a." Under parts coppery red.....*C. ornatus*.
    - b." Under parts rufous .....*C. remulus*.
    - c." Under parts dark cinnamon rufous.*C. donacophilus*.
- d. Hairs on ears ashy gray; under parts bright orange .....*C. emilia*.
- e. Hairs on ears yellowish gray.
  - a.' Cheeks yellow, chest and belly pale rufous.. *C. pallescens*.
  - b.' Cheeks, chest and belly reddish .....*C. moloch*.
  - c.' Cheeks, chest and belly grayish white...*C. cinerascens*.
- C. Tail tawny, or cinnamon rufous.
  - a. Hairs on ears black.
    - a.' Top of head grayish brown .....*C. nigrifrons*.
    - b.' Top of head pale gray .....*C. gigot*.
    - c.' Top of head black .....*C. personatus*.
    - d.' Top of head yellowish brown .....*C. brunneus*.

### CALLICEBUS TORQUATUS (Hoffmannsegg).

*Cebus torquatus* Hoffm., Mag. Ges. Nat. Freund. Berlin, X, 1807, p. 86.

*Simia (Callithrix) lugens* Humb., Rec. Zool. Observ., I, 1811, (1815), p. 357; Kuhl, Beitr. Zool., 1820, p. 39; Desm., Mamm., 1820, p. 87; E. Geoff., Cours Hist. Nat. Mamm., 1828, p. 18, 10me Leçon.

*Simia (Callithrix) torquatus* Humb., Rec. Obs. Zool., I, 1811, (1815), p. 357.

*Callithrix torquatus* E. Geoff., Ann. Mus. Hist. Nat. Paris, XIX, 1812, p. 114; Kuhl, Beitr. Zool., 1820, p. 39; E. Geoff., Cours

Hist. Nat. Mamm., 1828, p. 19; Wagn., Schreb., Säugth. Suppl., I, 1840, p. 234; V, 1855, p. 119; Tschudi, Faun. Peruan., 1846, p. 47; Wallace, Proc. Zool. Soc. Lond., 1852, pp. 107-109; Reichenb., Vollständ. Naturg. Affen, 1862, p. 22, no fig.; Gray, Cat. Monkeys, Lemurs and Fruit-eating Bats, Brit. Mus., 1870, p. 55; Schleg., Mus. Pays-Bas, Simiæ, 1876, p. 235; von Pelz., Bras. Säugth., 1833, p. 20; Forbes, Handb. Primates, I, 1894, p. 159.

*Callithrix lugens* E. Geoff., Ann. Mus. Hist. Nat. Paris, XIX, 1812, p. 113; Kuhl, Beitr. Zool., 1820, p. 89; Desm., Mamm., 1820, p. 87; E. Geoff., Cours Hist. Nat. Mamm., 1828, p. 18, 10me Leçon; Reichenb., Vollständ. Naturg. Affen, 862, p. 22, no fig.

*Sanguinus vidua* Less., Spec. Mamm., 1840, p. 166; *Id.* Nouv. Tab. Reg. Anim., 1842, p. 8.

WHITE-COLLARED TITI MONKEY.

*Type locality.* Right bank of the River Tocantins near its mouth.

*Geogr. Distr.* River Tocantins; mountains on right bank of the Orinoco, near Mission of Santa Barbara; the forests near the Rio Cassiquiare and the Rio Guaviare near St. Fernando de Atabapo; upper reaches of the Rio Negro; forest of Olivença on the right bank of the Rio Solimoens; Southern Peru, (Tschudi).

*Genl. Char.* Fur long, soft, woolly; ears short, nearly naked.

*Color.* Face naked, or with a few short white hairs on lips and cheeks; forehead, sides of head in front of ears, limbs, feet and tail black; upper parts dark maroon; under parts paler with the throat white, this hue extending as a kind of collar up to the ears; hands yellowish white.

*Measurements.* Total length, 800; tail, 475. Skull: intertemporal width, 35; breadth of braincase, 39; palatal length, 18; median length of nasals, 15; length of upper molar series, 16; length of mandible, 43; length of lower molar series, 18.

CALLICEBUS AMICTUS \* (E. Geoffroy).

*Callithrix amictus* E. Geoff., Ann. Mus. Hist. Nat. Paris, XIX, 1812, p. 114; *Id.* Cours Hist. Nat. Mamm., 1828, p. 18, 10me Leçon; Kuhl, Beitr. Zool., 1820, p. 39; Desm., Mamm., 1820, p. 8; Wagn., Schreb., Säugth. Suppl., I, 1840, p. 234; V,

---

\*"Espèce inédite," E. Geoffroy. This Author and Humboldt must have seen each other's MSS. as each cites the other's article on the Monkeys, although these were published some years apart.

1855, p. 119; I. Geoff., Cat. Primates, 1851, p. 40; Dahlb., Stud. Zool. Fam. Reg. Anim. Natur., fasc. I, 1856, pp. 152-154; Reichenb., Vollständ. Naturg. Affen, 1862, p. 22, fig. 58; Gray, Cat. Monkeys, Lemurs and Fruit-eating Bats, Brit. Mus., 1870, p. 54; Forbes, Proc. Zool. Soc. Lond., 1880, p. 634.

*Simia (Callithrix) amicta* Humb., Rec. Obs. Zool., I, 1811, (1815), p. 357.

*Callithrix amicta* Spix, Simiar. et Vespert. Bras., 1823, p. 13, pl. XIII; Less., Spec. Mamm., 1840, p. 167; Forbes, Handb. Primates, I, 1894, p. 161.

*Callithrix torquatus* Schleg., Mus. Pays-Bas, Simiæ, 1876, p. 235. (Part.).

WHITE-CRESTED TITI MONKEY.

*Type locality.* Forest of Olivença near Solimoens River, Brazil.

*Geogr. Distr.* Upper Amazon region, Brazil.

*Genl. Char.* Similar to *C. TORQUATUS*, but differs in having under parts black instead of red.

*Color.* Face bare; white hairs on cheeks and on under lip; head, whiskers and throat, arms, legs, feet, tail and under parts of body black; upper part of chest extending upward to ears in a half collar, and hands white.

*Measurements.* Total length, 863; tail, 482; foot, 76.2. Ex specimens in Paris Museum procured from Frank of Amsterdam in 1849. It is marked "type" on the label, but of course it is not E. Geoffroy's type. No skull.

This species has frequently been considered the same as *C. TORQUATUS*, but the black under parts of the body will always cause it to be easily distinguished from its relative. It appears to be rare in collections.

**CALLICEBUS USTOFUSCUS Elliot.**

*Callicebus ustofuscus* Elliot, Ann. Mag. Nat. Hist., XX, 1907, 7th Ser., p. 185.

*Type locality.* Brazil. Type in British Museum.

*Genl. Char.* Allied to *C. CUPREUS*, but color much darker. Skull has the teeth much larger; palate longer and narrower; braincase wider; space between pterygoid processes and bullæ, and the width of basioccipital throughout its length, greater. Practically the skull is larger and more massive in every way. Mandible much larger and heavier, and the depth of the ramus very much greater.

*Color.* The general appearance of this animal shows a burnt umber color, the hairs having a slaty base and then annulated with two slate and two clay color bands, and a dark tip. Face naked, black; top of head mixed dark ochraceous rufous and black, the black predominating on the forehead; the rump is redder than the back being somewhat of a burnt sienna color; outer side of limbs, hands and feet, very dark claret brown; sides of head, throat, inner side of limbs and under parts maroon; tail for one third the basal length black, the hairs being chestnut with broad black tips; rest of tail mixed black and yellowish gray or very pale clay color, the under parts of the tail being almost altogether of this color; ears black. Ex type British Museum.

*Measurements.* Size about the same as *C. CUPREUS*. Skull: occipital region has been cut off. Intertemporal width, 32; zygomatic width, 41; palatal length, 21; width between last molars, 12; breadth of braincase, 35; median length of nasals, 9; length of upper molar series, 14; length of first upper molar, 5; length of mandible, 42; extreme height of mandible, 35; length of lower molar series, 17.5. Ex type British Museum.

This species is nearest to *C. CUPREUS* but is altogether different in color, being darker in all its hues. The skulls also are not at all in accord, the differences mentioned being very conspicuous when a comparison is made. The unique example is in the British Museum Collection, and all that is recorded of its history is that it came from Brazil, collected by Castelnau.

### **CALLICEBUS CUPREUS (Spix).**

*Callithrix cuprea* Spix, Sim. et Vespert. Bras., 1823, p. 23, pl. XVII; Wagn., Schreb., Säugth. Suppl., I, 1840, p. 233; V, 1855, p. 114; Reichenb., Vollständ. Naturg. Affen, 1862, p. 23, fig. 59; Gray, Cat. Monkeys, Lemurs and Fruit-eating Bats, Brit. Mus., 1870, p. 54; E. Bartl., Proc. Zool. Soc. Lond., 1871, p. 219; Schleg., Mus. Pays-Bas, Simiæ, 1876, p. 236; Thomas, Proc. Zool. Soc. Lond., 1880, p. 394; Forbes, Handb. Primates, I, 1894, p. 160, pl. XIV.

*Callithrix discolor* I. Geoff., Archiv. Mus. Hist. Nat. Paris, V, 1845, p. 551, pl. XXVIII; *Id.* Compt. Rend., XXVII, 1848, p. 498; *Id.* Cat. Primates, 1851, p. 41; Casteln., Expéd. Amér. Sud, Mamm., I, 1855, p. 11; Wagn., Schreb., Säugth. Suppl., V, 1855, p. 114; Dahlb., Stud. Zool. Fam. Reg. Anim.

Nat., fasc. I, 1856, pp. 151, 153; Reichenb., Vollständ. Naturg. Affen, 1862, p. 23, fig. 62; Sclat., Proc. Zool. Soc. Lond., 1871, p. 219. (footnote).

*RED TITI MONKEY.*

*Type locality.* Banks of the Solimoens River, Brazil. Type in Munich Museum.

*Geogr. Distr.* Regions of the Peruvian Amazons; Solimoens, Ucayali, Huallaga and Copataza rivers; and Andoas, Ecuador.

*Color.* Face black; top of head gray, becoming orange rufous on occiput, or buff-yellow on forehead grading into ferruginous on occiput, these colors due solely to the tips of the hairs which are black on the basal portion; upper parts reddish brown and black, the former being the tips of the hairs, producing an annulated appearance; sides of head, limbs, hands, feet, and under parts coppery red; tail mixed grayish white and black, the basal portion like the back; hairs on ears coppery red. Ex type Munich Museum.

*Measurements.* Total length, 900; tail, 290; foot, 85; ex Spix's type. Skull: occipito-nasal length, 56; zygomatic width, 39; intertemporal width, 36; palatal length, 18; width of braincase, 34; median length of nasals, 6; length of upper molar series, 14; length of mandible, 38; length of lower molar series, 15. Ex specimen Brit. Mus.

There is some variation among individuals of this species, and some have the upper parts a uniform Vandyke brown, palest on the center of the back, without the annulations so characteristic of the typical style; the tail also is mixed ochraceous buff and black with a buffy tip, the rest of the pelage however, being coppery red as in the others.

Specimen in Paris Museum marked *CALLITHRIX DISCOLOR I.* Geoff. et Deville, type, cannot be separated from the present species. It is somewhat faded in the lighter colors, but otherwise resembles *C. CUPREUS*. There are several examples in the Munich Museum obtained by Spix and all marked '*Type.*' From one of these my description was taken.

Mr. E. Bartlett, (l. c.) says that this Monkey is equally distributed, but not so numerous as *SAIMIRI USTUS*, in fact it may be regarded as rather rare, that is in eastern Peru. He procured it at Cashiboya on the Ucayali and at Santa Cruz on the Huallaga.

*CALLICEBUS CALIGATUS (Wagner).*

*Callithrix caligata* Wagn., Wiegmann, Archiv., I, 1842, p. 357; *Id.* Schreb., Säugth. Suppl., V, 1855, p. 116; Reichenb., Voll-

ständ. Naturg. Affen, 1862, p. 25, fig. 69; Schleg., Mus. Pays-Bas, Simiæ, 1876, p. 237.

*Callithrix castaneo-ventris* Gray, Ann. Mag. Nat. Hist., XVII, 1866, p. 58; *Id.* Cat. Monkeys, Lemurs and Fruit-eating Bats, Brit. Mus., 1870, p. 56; von Pelz., Brazil. Säugth., 1883, p. 19; Forbes, Handb. Primates, I, 1894, p. 164.

**RED-BELLIED TITI MONKEY.**

*Type locality.* Banks of the River Madeira near Borba, Brazil.

*Geogr. Distr.* Western Brazil.

*Genl. Char.* Resembles *C. CUPREUS*, but the head is black on top, and hands and feet are black instead of coppery red.

*Color.* Top of head from forehead to between ears blackish maroon; face black; the upper parts are reddish brown like *C. CUPREUS* annulated with black darkest on dorsal line; limbs and under parts coppery red; hands and feet black with numerous yellow hairs mixed; tail black at base, grayish white for the rest of its length; a second specimen has the tail black for basal third, then mixed gray and black, and tip grayish white. Hairs on ears black.

*Measurements.* Size about equal to *C. CUPREUS*. Skull: occipito-nasal length, 67.3; Hensel, 44.2; zygomatic width, 48.9; palatal length, 28.5; median length of nasals, 17; length of upper molar series, 14.3; length of mandible, 48.5; length of lower molar series, 26.6. Ex specimen 8.5.9.9. British Museum.

**CALLICEBUS MELANOCHIR (Kuhl).**

*Callithrix melanochir* Kuhl, Beitr. Zool., 1820, p. 40; Desm., Mamm., 1820, p. 88; Wied, Beitr., II, 1820, p. 114; *Id.* Abhandl. Akad. Münch., IV, 1828, fig. 6; Wagn., Schreb., Säugth. Suppl., I, 1840, p. 230; V, 1855, p. 113; I. Geoff., Cat. Primates, 1851, p. 40; Dahlb., Stud. Zool. Fam. Reg. Anim. Nat., fasc. I, 1856, pp. 153-154; Reichenb., Vollständ. Naturg. Affen, 1862, p. 22, fig. 57; Gray, Cat. Monkeys, Lemurs and Fruit-eating Bats, Brit. Mus., 1870, p. 57; Schleg., Mus. Pays-Bas, Simiæ, 1876, p. 233; Forbes, Handb. Primates, I, 1894, p. 165.

**BLACK-HANDED TITI MONKEY.**

*Type locality.* Bahia.

*Geogr. Distr.* East coast of Brazil, from the Rio St. Matheus to Sertem de Bahia.

*Color. Male.* Entire back from between shoulders to tail, and flanks ferruginous; head, neck, shoulders and outer side of limbs

iron gray, lightest on top of head and nape; inner side of limbs and under parts, blackish gray; tail brownish gray, more brown than gray at base; hands reddish brown; feet black.

*Female.* Forehead reddish; top of head yellowish gray; upper parts sooty gray tinged with reddish; outer side of limbs and under parts yellowish brown; hands and feet blackish brown; tail reddish brown. These specimens are in the Paris Museum. The ♂ was obtained from the Prince of Wied, and must be a co-type from Brazil, the ♀ was purchased from Parzudaki, no locality.

*Measurements.* Skull: occipito-nasal length, 63; zygomatic width, 40; intertemporal width, 32; palatal length, 20; breadth of braincase, 35; median length of nasals, 11; length of upper molar series, 17; length of mandible, 43; length of lower molar series, 18.5. Ex British Museum specimen.

This species has been usually attributed to the Prince of Wied, and Kuhl himself attaches the Prince's name to the one he gives the species. But the 'Beiträge' in which the Prince's description is found, was published six years after Kuhl's work appeared, and even if he took a MS. name given by the Prince to the species, it would stand as Kuhl's who first described it in 1820.

#### CALLICEBUS PÆNULATUS Elliot.

*Callicebus pænulatus* Elliot, Ann. Mag. Nat. Hist., 8th Ser., 1909, p. 244.

*Type locality.* Andoas on the Pastas River, Ecuador. Type in British Museum.

*Genl. Char.* Fur very long, thick and fluffy; mantle uniform color, distinct from back; arms from elbows, and hands, feet and legs to above knees, uniform color.

*Color.* Forehead grizzled ochraceous, the hairs black with ochraceous tips, this being the dominant color; crown and occiput rich cinnamon rufous, the color produced by tips of hairs; mantle tawny ochraceous uniform, extending behind shoulders; middle of back dark hair brown, grading into tawny ochraceous on the rump; flanks dark grizzled brownish gray; hair on ears, cheeks, arms from above elbows, hands, legs from above knees, feet, inner side of limbs, chin, throat and under parts, rich dark burnt sienna; tail very long, grizzled white and black, the orange buff of the basal portion of the hairs showing through, darkest at base and the tip buff. The root of the tail is tawny ochraceous like the rump. Ex type British Museum.

*Measurements.* Total length, 850; tail, 520, (skin). Skull: occipito-nasal length, 57.3; Hensel, (skull broken); zygomatic width, 40.6; palatal length, 29.1; median length of nasals, 9.3; length of upper molar series, 14.2; length of mandible, 41.3; length of lower molar series, 15.8.

This species differs in many ways from all others of the genus. It is the only one of the *C. CUPREUS* style with a uniformly colored mantle, and one so long and thick as to resemble a mane; the red on arms and legs extends much higher than on any other species, and the fur everywhere is longer and thicker. A single specimen was procured by Mr. Buckley at Andoas.

#### **CALLICEBUS EGERIA Thomas.**

*Callicebus egeria* Thos., Ann. Mag. Nat. Hist., II, 1908, 8th Ser., p. 89.

*Type locality.* Teffé, Middle Amazon, Brazil. Type in British Museum.

*Color.* Top of head grizzled gray; neck and upper parts grizzled grayish brown; arms from elbows, legs from below knees, and feet a rather dark burnt sienna hue; hands like feet but the fingers grayish with a rufous wash; arms above elbows, and legs above knees, grizzled grayish brown like back; cheeks, throat, and under parts with under side of limbs, dark burnt sienna; tail grizzled gray and black, darkest on basal third. Ex type British Museum.

*Measurements.* Total length, 760; tail, 430; hind foot, 84. Skull: occipito-nasal length, 67.4; Hensel, 48.6; zygomatic width, 46.7; palatal length, 27.9; median length of nasals, 17.4; length of upper molar series, 14.8; length of mandible, 47.1; length of lower molar series, 16. Ex type British Museum.

The type is a young adult male, paler in general coloration than *C. CUPREUS* to which it bears the closest resemblance, but differs in its gray crown.

#### **CALLICEBUS LEUCOMETOPA (Latorre).**

*Callithrix cuprea leucometopa* Latorre, Ann. Soc. Espagn. Hist. Nat., No. 29, 1900, p. 83.

*Type locality.* Ecuador. Type in Madrid Museum.

*Geogr. Distr.* Ecuador.

*Genl. Char.* Similar to *C. CUPREUS* but forehead white or grayish white, top of head gray.



*Color.* Face black; forehead white or grayish white; top of head iron gray; sides of head, throat, and under parts, chestnut red; lower part of outer and inner side of limbs, hands and feet, chestnut red; the upper part of limbs iron gray; tail black with gray mixed, remainder silvery gray; hair on ears grayish white.

*Measurements.* Size of *C. CUPREUS*. Skull: occipito-nasal length, 56; zygomatic width, 37; intertemporal width, 29; palatal length, 28; width of braincase, 33; median length of nasals, 7; length of upper molar series, 14; length of mandible, 38; length of lower molar series, 15. Example in British Museum.

#### CALLICEBUS SUBRUFUS Elliot.

*Callicebus subrufus* Elliot, Ann. Mag. Nat. Hist., XX, 1907, 7th Ser., p. 192.

*Type locality.* Pachite, Ucayali River, Peru. Altitude between 400 and 500 feet. Type in British Museum.

*Genl. Char.* Allied to *C. LEUCOMETOPA*, but color entirely different.

*Color.* Face black; a narrow black bar on forehead above eyes, succeeded by a broader white one; rest of head on top, neck and entire upper parts bright russet, becoming darker and more reddish on the rump, the hairs being slate at base, then alternately ringed with slate and bright russet, or on the rump with slate and dark russet or reddish; arms to elbows, and thighs to knees, rest of outer side of limbs, hands and feet bright chestnut red; side of face, whiskers, inner side of limbs, throat, chest, and middle of abdomen bright chestnut red; fingers and toes yellowish gray; tail, basal third black, with chestnut hair mixed with black at the root, remainder light gray above, nearly whitish beneath; hairs on ears white. Ex type British Museum.

*Measurements.* Size about equal to that of *C. LEUCOMETOPA*. Skull: occipito-nasal length, 51; Hensel, 40; zygomatic width, 35; intertemporal width, 29; palatal length, 18; breadth of braincase, 33; median length of nasals, 6? (broken); length of upper molar series, 15; length of mandible, 35; length of lower molar series, 16. Ex type British Museum.

While allied to *C. LEUCOMETOPA* the great difference the present animal exhibits in its coloration makes it easily recognizable. In its gray fingers and toes it shows a leaning towards *C. ORNATUS*, but in other respects it has no resemblance to that species. The unique example in the Collection of the British Museum is fully adult, but not old.

**CALLICEBUS HOFFMANNSI** Thomas.

*Callicebus hoffmannsi* Thos., Ann. Mag. Nat. Hist., II, 1908, 8th Ser., p. 89.

*Type locality.* Urucurituba, Santarem, Lower Amazon, Brazil. Type in British Museum.

*Genl. Char.* Tail long, under parts very light color.

*Color.* Top of head, hands and feet black, the hairs with white tips which give the dominant hue, making these parts appear as if frosted; upper parts of body dark rufous, the hairs being black and ringed and tipped with rufous; upper side of arms with the hairs black, tipped with white; outer side of legs hoary, paler than arms; cheeks and under parts, and inner side of arms and legs, all but cheeks very sparsely haired, yellowish white; tail black with a brownish gloss. Ex type British Museum.

*Measurements.* Total length, 815; tail, 440; foot, 91. Skull: occipito-nasal length, 68; Hensel, 42; zygomatic width, 43; palatal length, 27; median length of nasals, 17; length of upper molar series, 16.3. Ex type British Museum.

While resembling *C. DONACOPHILUS* from Bolivia somewhat on the upper parts of the body, this species is easily recognized by its black tail and hoary head, black hands and feet, and pale under parts. The specimen is old with teeth much worn.

**CALLICEBUS ORNATUS** Gray.

*Callithrix ornata* Gray, Ann. Mag. Nat. Hist., XVII, 4th Ser., 1866, p. 57; Schleg., Mus. Pays-Bas, Simiæ, 1876, p. 238.

*Callithrix ornatus* Gray, Cat. Monkeys, Lemurs and Fruit-eating Bats, Brit. Mus., 1870, p. 55.

THE ORNATE TITI MONKEY.

*Type locality.* Near Bogota, Colombia. Type in British Museum.

*Geogr. Distr.* Colombia, Peru, South America.

*Genl. Char.* Similar to *C. CUPREUS* and *C. CALIGATUS*, but the top of head is mixed black and coppery red behind the white forehead, and hands and feet yellowish gray.

*Color.* Face black, naked; forehead white, top of head coppery red and black; nape, neck and upper parts mixed gray, black and ochraceous, giving it a grizzled appearance with an ochraceous wash; outer side of limbs gray; sides of head, (where the hairs take the shape of whiskers), inner side of limbs and entire under parts coppery red; hands and feet yellowish gray; tail mixed gray and black. Hairs on ears white. Ex type British Museum.

*Measurements.* Skull: intertemporal width, 32; breadth of braincase, 36; palatal length, 18; zygomatic width, 42; median length of nasals, 8.5; length of upper molar series, 15; length of mandible, 42; length of lower molar series, 17; occipital region gone. Ex type British Museum.

### CALLICEBUS REMULUS Thomas.

*Callicebus remulus* Thos., Ann. Mag. Nat. Hist., II, 1908, 8th Ser., p. 88.

*Type locality.* Santarem, Lower Amazon, Brazil. Type in British Museum.

*Genl. Char.* Similar to *C. HOFFMANNSI* but under parts rufous.

*Color.* Forehead yellowish white; top of head gray; nape and dorsal region like *C. HOFFMANNSI*, being dark rufous, the black hairs being ringed and tipped with that color; sides of body grizzled grayish brown; outer sides of limbs grayish brown grizzled, but paler than the flanks; under side of limbs and under parts rufous, this color showing on side of legs from above; hands and feet grayish white; whiskers pale rufous, base of hairs yellowish; tail black, the hairs yellowish at base; root of tail rufous; ears black sparsely covered with gray hairs. Ex type British Museum.

*Measurements.* Total length, 705; tail, 420; foot, 82. Skull: occipito-nasal length, 53.3; Hensel, 42.4; zygomatic width, 48; palatal length, 27.2; median length of nasals, 17.1; length of upper molar series, 14.3; length of mandible, 39; length of lower molar series, 25.5. Ex type British Museum.

The type which represents the species in the British Museum Collection is a young adult with the teeth entirely unworn. In various respects it resembles *C. HOFFMANNSI* and it comes from the same place, Santarem, but the gray hands and feet, and rufous under parts easily distinguish it. It is desirable to have more specimens so as definitely to determine whether two species of this genus really are found in practically the same locality, or whether age and sex may not account for the different coloring in the types of *C. REMULUS* and *C. HOFFMANNSI*.

The type of the present species is much smaller than that of *C. HOFFMANNSI* as would be expected considering the difference of age.

### CALLICEBUS DONACOPHILUS (D'Orbigny).

*Callithrix donacophilus* D'Orbigny, Voy. Amér. Mérid., Mamm., 1847, p. 10, pl. V; Wagn., Schreb., Säugth. Suppl., I, 1840, p.

232; V, 1855, p. 116; I. Geoff., Cat. Primates, 1851, p. 40; Dahlb., Stud. Zool. Fam. Reg. Anim Natur., fasc. I, 1856, pp. 152, 154; Reichenb., Vollständ. Naturg. Affen, 1862, p. 23, fig. 61; Schleg., Mus. Pays-Bas, Simiæ, 1876, p. 240.

*D'ORBIGNY'S TITI MONKEY.*

*Type locality.* Province of Sara, Bolivia.

*Geogr. Distr.* Found in high forests, Province of Sara, Central Bolivia, alt. 2,100 feet. British Museum Collection.

*Color.* Top and sides of head reaching to the throat, varying from orange rufous and black to cinnamon rufous and black; upper parts varying from dark grayish brown to a reddish brown washed with gray, grading into deep russet on the rump; flanks, hairs broadly tipped with grayish white, forming a whitish fringe along the sides; arms to elbows like back; forearms silvery gray and black, the hairs black at base with silvery gray tips; outer side of legs gray and deep russet; inner side of limbs, and under parts dark cinnamon rufous, darkest on belly; hands and feet yellowish gray to iron gray; fingers and toes whitish; tail, grayish white at base, yellowish gray for the remainder; hairs on ears white; face covered with short white hairs.

*Measurements.* Total length, 745; tail, 415; foot, 90; ears, 35. Skull: occipito-nasal length, 55.6; Hensel, 43.9; zygomatic width, 47.5; palatal length, 15.7; median length of nasals, 7.4; length of upper molar series, 14; length of mandible, 42.1; length of lower molar series, 16. Ex specimen 7.8.2.12. British Museum.

The specimen from which D'Orbigny's figure was taken is in the Paris Museum, and marked "type de la figure." It is greatly faded, but still in the main corresponds to the description given above from fresh examples in the British Museum, obtained in practically the same locality from which D'Orbigny's type came. The real type of *C. DONACOPHILUS* cannot be identified, as all the examples are marked as 'types' and there is no way of ascertaining which was the one originally described.

**CALLICEBUS EMILIÆ Thomas.**

*Callicebus emiliæ* Thos., Ann. Mag. Nat. Hist., VII, 8th Ser., 1911, p. 606.

*Type locality.* Lower Amazon. Type in British Museum.

*Genl. Char.* Back, bay or hazel.

*Color.* Upper surface rich rufous bay or hazel; hairs on nape grizzled brown and whitish, tips rufous; crown grayish; ears ashy gray, long hairs with black tips; indistinct line on flanks, arms from

wrists to shoulders, and legs from hips to ankles grizzled ashy gray; under surface and inner side of limbs bright orange rufous. Tail at base chestnut brown, then black with a whitish tuft at end.

*Measurements.* Total length, 720; tail, 400; foot, 81. I have not seen this specimen.

### CALLICEBUS PALLESCENS Thomas.

*Callicebus pallescens* Thos., Ann. Mag. Nat. Hist., XX, 7th Ser., 1907, p. 161.

*Callithrix donacophilus* Gray, Cat. Monkeys, Lemurs and Fruit-eating Bats, 1870, p. 55, (nec D'Orb.).

*Type locality.* Chaco in Paraguay, 30 miles north of Concepcion. Type in British Museum.

*Genl. Char.* Size small; fur thick, soft.

*Color.* Above pale grayish, generally suffused with pinkish buff, palest on rump; basal half of fur dark brown, remainder pinkish buff; long hairs ringed with black and white; under parts and inner sides of limbs rufous; hairs of head yellow and ringed with black; muzzle and lips whitish; hands blackish, white hairs on fingers; feet grayish white; outer side of arms with hairs buff at base, tips black; legs dark ochraceous; tail yellowish brown, hairs ringed with black, and white tipped. Ex type British Museum.

*Measurements.* Total length, 755; tail, 390; hind foot, 84. Skull: total length, 58.5; Hensel, 43; zygomatic width, 38; intertemporal width, 36.7; median length of nasals, .90; length of upper molar series, 14.2; length of mandible, 45.5; length of lower molar series, 15.9. Ex type British Museum.

This is a pale yellowish brown species, with certain resemblances to *C. DONACOPHILUS*, but evidently quite distinct. The type is unique.

### CALLICEBUS MOLOCH (Hoffmannsegg).

*Cebus moloch* Hoffm., Mag. Ges. Nat. Freund. Berlin, X, 1807, p. 86.

*Simia (Callithrix) moloch* Humb., Rec. Obs. Zool., I, 1811, (1815), p. 358.

*Callithrix moloch* E. Geoff., Ann. Mus. Hist. Nat. Paris, XIX, 1812, p. 14; Kuhl, Beitr. Zool., 1820, p. 40; Desm., Mamm., 1820, p. 87; E. Geoff., Cours Hist. Nat. Mamm., 1828, p. 19, 10me Leçon; Wagn., Schreb., Säugth. Suppl., I, 1840, p. 238; V, 1855, p. 113; I. Geoff., Archiv. Mus. Hist. Nat., Paris, IV, 1844, p. 38, pl. III; *Id.* Cat. Primates, 1851, p. 41; Dahlb.,

Stud. Zool. Fam. Reg. Anim. Natur., fasc. I, 1856, pp. 151, 153; Reichenb., Vollständ. Naturg. Affen, 1862, p. 23, fig. 60; Bates, Nat. Amaz., II, 1863, p. 98; Gray, Cat. Monkeys, Lemurs and Fruit-eating Bats, Brit. Mus., 1870, p. 55; Schleg., Mus. Pays-Bas, Simiæ, 1876, p. 239; von Pelz., Bras. Säugeth., 1883, p. 10; Weldon, Proc. Zool. Soc. Lond., 1884, p. 89, fig. 3; Forbes, Handb. Primates, I, 1894, p. 162.

*Saguinus moloch* Less., Spec. Mamm., 1840, p. 151; *Id.* Nouv. Tabl. Reg. Anim., 1842, p. 8.

THE ARABASSU TITI.

*Type locality.* Banks of the Rio Para.

*Geogr. Distr.* Banks of the Rio Para near the mouth of the Rio Tapajos, Lower Amazon, Brazil.

*Genl. Char.* Cheeks, chest and belly reddish.

*Color.* Top of head, nape, shoulders and outer sides of arms, brownish gray, the hairs with black tips; rest of upper parts reddish brown, hairs annulated with black; hind limbs similar to arms but paler; sides of head, under parts and inner side of limbs orange red; hands and feet gray; tail reddish brown and black at base, black and gray washed with brown for remainder, the hairs being pale brownish gray with black tips. Ex type Paris Museum.

*Measurements.* Size of *C. CUPREUS*. Skull: occipito-nasal length, 53; Hensel, 40; zygomatic width, 36; intertemporal width, 31; length of nasals, 10; length of upper molar series, 15; length of mandible, 36; length of lower molar series, 17.

At Aveyros on the Amazon, Bates (l. c.) met with this species, the only monkey in that locality, and which was called by the Indians *Thacapu-sai*. Although allied to the Cebi he found that it possessed none of their restless activity, but was dull and listless. It goes in small flocks of five or six individuals, and runs along the main boughs of the trees. He obtained an individual one morning at sunrise on a low fruit tree behind his house, the only instance in his experience of one being captured in such a situation, for it must have descended to the ground and walked some distance to reach it. Though kept as a pet by the natives, it is not very amusing and does not live long in captivity.

CALLICEBUS CINERASCENS (Spix).

*Callithrix cinerascens* Spix, Sim. et Vespert. Bras., 1823, p. 20, pl. XIV, juv.; Reichenb., Vollständ. Naturg. Affen, 1862, p. 24, fig. 67; Forbes, Handb. Primates, I, 1894, p. 161.

*THE REED TITI MONKEY.*

*Type locality.* Forest of the Potomaio and Iça rivers, on the borders of Peru. Type in Munich Museum.

*Color.* Hairs on forehead yellowish white at base, then black, and tips grayish white; back of neck yellowish; upper parts of body rufous, becoming blackish on rump; cheeks and chin white with a grayish subterminal black ring; limbs brown, hairs tipped with grayish white, and with a subterminal black ring; under parts of body grayish white; hands and feet similar to limbs, but darker almost black, the hairs tipped with gray; tail brownish black, tip reddish, the hairs, except those of the tip, being yellowish white at base, remainder black.

*Measurements.* Total length, 865; tail, 465; foot, 90. Ex type Munich Museum. There was no skull.

The above description was taken from the specimen labelled as Spix's type in the Munich Museum. As will be noticed it bears no resemblance whatever to the figure on plate XIV of Spix's work, and is generally quite different from his description, at the same time it is not like any of the described species of the genus. In general appearance it is a reddish brown animal with nearly all the hairs tipped with grayish white, and most of them with a subterminal black ring.

The tail appears black with a red tip. I have never seen a gray or ashy CALLICEBUS like Spix's figure, and doubt if one exists in any collection. If the present example in the Munich Museum is really the type of *C. CINERASCENS* the general idea of its appearance will have to be changed from Spix's figure of an ashy gray animal, to a reddish brown one speckled with grayish white. If Spix's draughtsman intended to represent the present type by the figure on plate XIV, he made a grievous failure. The type specimen is unique. Spix's description is as follows: "Ce singe a presque le taille du Saimiri. Son occiput et le dos sont d'un gris rougisant, l'avant front, les quatres pieds et le dessous du corps d'un gris de souris, et la queue noirâtre. La tête est très allongée, la face aigue, brunâtre, nue sur les sourcils et sur le nez, et du reste vêtue de petits poils cendrés, entremelés de quelques poils roides noirs; des poils plus longs, cendrés, rayonnent autour l'extérieur de la face presque jusqu'à la gorge; les poils du corps ne sont pas si longs comme chez les autres espèces de ce genre. Les oreilles sont un peu tronquées, nues en dedans, et tres pelues en dehors. Les mains et les pattes porte la même couleur que la reste des pieds; les dents et les ongles ont presque la même forme que ceux de la précédente espèce, (*C. AMICTUS*). J'ai trouvé ce singe dans les forêts de la rivière Potomaio ou Iça aux frontières du Pérou."

**CALLICEBUS NIGRIFRONS (Spix).**

*Callithrix nigrifrons* Spix, Sim. et Vespert. Bras., 1823, p. 15, pl. XV; Wagn., Abhand. Akad. Münch., V, 1848, p. 447; *Id.* Schreb., Säugth. Suppl., V, 1855, p. 110; Reichenb., Vollständ. Naturg. Affen, 1862, p. 121, fig. 56; Schleg., Mus. Pays-Bas, Simiæ, 1876, p. 232; Gray, Cat. Monkeys, Lemurs and Fruit-eating Bats, Brit. Mus., 1870, p. 56; von Pelz., Brasil. Säugth., 1883, p. 19; Forbes, Handb. Primates, I, 1894, p. 164.

**BLACK-FRONTED TITI MONKEY.**

*Type locality.* Province of Minas Geræs, Brazil. Type in Munich Museum.

*Geogr. Distr.* From Province of Minas Geræs to that of Rio de Janeiro, where the species meets with *C. PERSONATUS*.

*Genl. Char.* Forehead and stripe to ears black, but in some examples the stripe is wanting; throat grayish, not black.

*Color.* Face naked, black; forehead with a black stripe to ears; hands black; feet reddish brown, toes black; top of head and neck buff, hairs with a subterminal black ring; hairs on upper parts of body pale orange ochraceous with a subterminal black ring; forearms black, the pale orange rufous of base of hairs showing through; arms from shoulders to elbows like back; hinder parts and inner side of limbs buff; tail tawny, hairs blackish towards tips. Ex type Munich Museum.

*Measurements.* Total length, 960; tail, 455; foot, 100. Ex type Munich Museum.

The above description taken from Spix's type will hardly answer for the figure on Spix's plate, which does not represent the species, nor agree with his description. The various descriptions in Spix's volume, should have the chief attention, and species be determined by them, for not a few of his figures are quite unlike the types, (making all allowance for the lapse of time and possible discoloration of the specimens), and would certainly mislead an investigator trying to determine his material. There is a certain amount of variation in coloring existing among examples of this species, and some do not have the black stripe on forehead to reach the ears, and the apical half of the tail is much lighter, being at times cream buff.

**CALLICEBUS GIGOT (Spix).**

*Callithrix gigot* Spix, Simiar. et Vespert. Bras., 1823, p. 22, pl. XVI; I. Geoff., Cat. Primates, 1851, p. 40; Wagn., Schreb.,



Säugth. Suppl., V, 1855, p. 112; Dahlb., Stud. Zool. Fam. Reg. Anim. Natur., fasc. I, 1856, pp. 152-154; Casteln., Expéd. Amér. Sud, 1855, p. 10; Reichenb., Vollständ. Naturg. Affen, 1862, p. 24, fig. 68; Schleg., Mus. Pays-Bas, Simiæ, 1876, p. 234; von Pelz., Bras. Säugeth., 1883, p. 19; Weldon, Proc. Zool. Soc. Lond., 1884, p. 6, figs. 1, 2, 4, 5, 6; Forbes, Handb. Primates, I, 1894, p. 165.

*Callithrix gigo* Gray, Cat. Monkeys, Lemurs and Fruit-eating Bats, Brit. Mus., 1876, p. 57.

GRAY TITI MONKEY.

*Type locality.* Near Ilhéos, south of Bahia, Brazil. Type in Munich Museum.

*Geogr. Distr.* South of Bahia near Ilhéos, (Spix); New Freiburg, between the Rio Parahyba and the mountains north of Bay of Rio de Janeiro, (Schlegel).

*Color. Male.* Face naked, black; narrow line on forehead and side of face; ears, hands and feet black; hairs on top of head short, black with grayish white tips; hairs on upper parts long, woolly, blackish brown at base, remainder reddish brown; limbs and flanks like back but darker, and blackish on outer side; under parts yellowish gray; tail cinnamon rufous, with many black hairs intermingled. Ex type Munich Museum.

*Female.* Has the lower back decidedly reddish, otherwise like the male.

*Measurements.* Total length, 975; tail, 520; foot, 105. Ex type Munich Museum. Skull: occipito-nasal length, 58; Hensel, 46; zygomatic width, 38; intertemporal width, 31; palatal length, 20; breadth of braincase, 33; median length of nasals, 9; length of upper molar series, 15; length of mandible, 43; length of lower molar series, 18. Ex specimen in British Museum.

Spix's figure of this species, like that of *C. NIGRIFRONS*, in no way represents the type, which is a darker animal and of quite a different color. Spix's description however is fairly correct.

CALLICEBUS PERSONATUS (E. Geoffroy).

*Callithrix personatus* E. Geoff., Ann. Mus. Hist. Nat. Paris, XIX, 1812, p. 113, (Espèce inédite); Kuhl, Beitr. Zool., 1820, p. 40; Desm., Mamm., 1820, p. 86; Spix, Simiar. et Vespert. Bras., p. 18, pl. XII; Wagn., Schreb., Säugth. Suppl., I, 1840,

p. 229; V, 1855, p. 110; Tschudi, Faun. Peruan., 1844, p. 46; I. Geoff., Cat. Primates, 1851, p. 40; Wallace, Proc. Zool. Soc. Lond., 1852, pp. 107-109; Dahlb., Stud. Zool. Fam. Reg. Anim. Natur., fasc. I, 1856, pp. 153-155; Reichenb., Vollständ. Naturg. Affen, 1862, p. 21, figs. 54-55; Mivart, Proc. Zool. Soc. Lond., 1865, pp. 555-584; Gray, Cat. Monkeys, Lemurs and Fruit-eating Bats, Brit. Mus., 1870, p. 56; Schleg., Mus. Pays-Bas, Simiæ, 1876, p. 231.

*Simia (Callithrix) personatus* Humb., Rec. Obs. Zool., I, 1811, (1815), p. 357.

*Pithecia melanops* Vig., Cat. Coll. Zool. Soc. Lond., p. 6.

*Cebus personatus* Blainv., Ostéog., 1841, Atl., Cebus, pl. VI; Less., Nouv. Tabl. Reg. Anim., 1842, p. 87.

*Saguinus personatus* Less., Spec. Mamm., 1840, p. 162.

**MASKED TITI MONKEY.**

*Type locality.* "le Brésil." Type unknown.

*Geogr. Distr.* Region of the Upper Amazon, south to latitude 14°.

*Genl. Char.* Head to behind ears, and throat black.

*Color. Male.* Face naked, black; head to behind ears, throat, hands and feet black; nape yellowish white; back pale reddish brown becoming a bright hazel on the rump; limbs cream buff tinged with gray; chest orange rufous, passing into blackish brown on abdomen; tail burnt sienna red.

*Female.* Head and throat black like the male; nape, upper part of back and arms yellowish white; middle of back russet grading into a reddish brown on rump; flanks and legs grayish white; center of abdomen pale ochraceous rufous, sides grayish white.

The males vary greatly in coloring even in the same locality, and some have the upper part of back and arms whitish yellow like the nape, or a dark brownish gray, with lower back and rump dark grayish brown, or reddish brown with the under parts uniform dark grayish brown.

The female is therefore much paler than the male, with a reddish brown back.

*Measurements.* Skull: occipito-nasal length, 70; Hensel, 55; zygomatic width, 49; intertemporal width, 35; palatal length, 23.5; breadth of braincase, 37; median length of nasals, 11; length of upper molar series, 18; length of mandible, 52; length of lower molar series, 20.

**CALLICEBUS BRUNNEUS (Wagner).**

*Callithrix brunnea* Wagn., Wieg., Archiv., 1842, I, p. 357; Wagn., Schreb., Säugth. Suppl., V, 1855, p. 118; Reichenb., Vollständ. Naturg. Affen, 1862, p. 25, fig. 70; Schleg., Mus. Pays-Bas, Simiæ, 1876, p. 230; von Pelz., Brasil. Säugeth., 1883, p. 20.

**BROWN MASKED TITI.**

*Type locality.* Falls of the Bonaneira, Rio Mamoré, Brazil. Type in Vienna Museum.

*Color.* Face black; forehead black; hairs tipped with red; these red tips are absent on the center of the forehead in front, which is jet black, but behind this and on the sides the red tips dominate, and the color is dark red, the black not showing; whiskers dark red, hairs tipped with black, just the opposite to the coloring of the forehead; top and back of head, back and sides of neck, and entire upper parts pale yellowish brown, the hairs being rufous and tipped with yellowish brown, which becomes the dominant color of the upper parts; throat, breast, under parts, flanks and limbs on inner and outer sides reddish chestnut, some hairs on inner side of arms tipped with black; hands and feet black; tail reddish chestnut, hairs with black tips, tip of tail yellowish brown; tufts on ears black. Ex type Vienna Museum.

*Measurements.* Total length, 815; tail, 440; foot, 90. Ex type Vienna Museum.

Three specimens are in the Vienna Museum, a male and two females obtained by Natterer. It is a strongly marked species not to be confounded with any other. Unfortunately there is no skull. The general appearance is that of a reddish animal with a yellowish brown back and black forehead. There is no difference in color between the sexes.

## FAMILY 2. CEBIDÆ.

## Subfamily 1. Alouattinæ.

## GENUS ALOUATTA. HOWLING MONKEYS.

I.  $\frac{2-2}{2-2}$ ; C.  $\frac{1-1}{1-1}$ ; P.  $\frac{3-3}{3-3}$ ; M.  $\frac{3-3}{3-3} = 36$ .

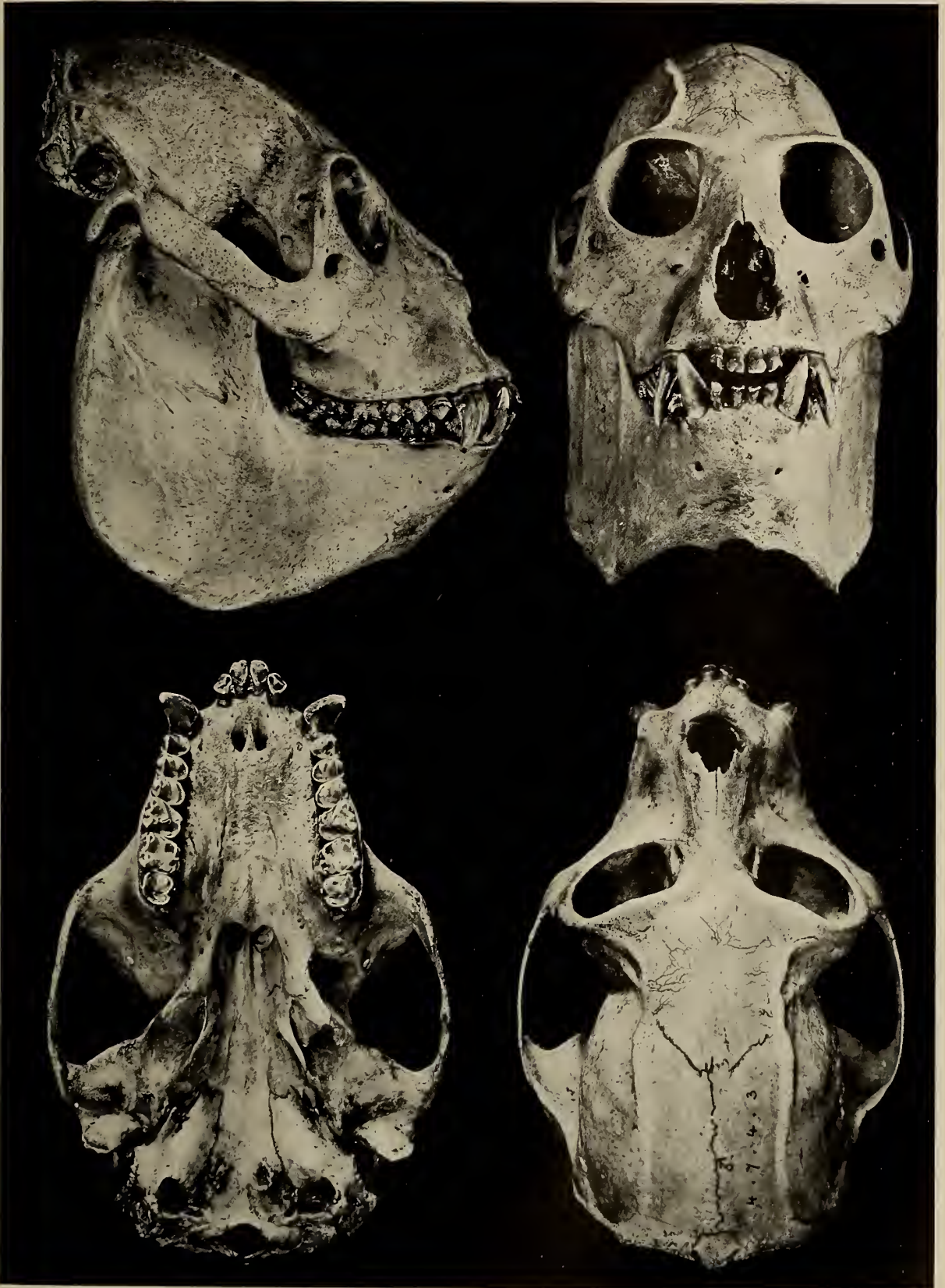
**ALOUATTA** Lacépède, Tabl. Div. Sous-div. Ordres et Genres, Mamm., 1799, p. 4. Type *Simia beelzebul* Linnæus.

*Mycetes* Illig., Prodr. Syst. Mamm. et Avium, 1811, p. 70.

*Stentor* E. Geoff., Ann. Mus. Hist. Nat. Paris, XIX, 1812, p. 107.


Head pyramidal; body thick, heavy; face naked; chin bearded; tail long, prehensile, naked at tip; thumb opposable. Skull: braincase depressed; occipital region truncate; angle of mandible enormously developed; lower incisors vertical; canines rather strong; claws convex, powerful; hyoid greatly inflated.

This subfamily has but one genus, embracing the largest species of monkeys found in the New World. Their body is thick-set and heavy, the mandible at the angle is very deep and massive, the throat is large and thick, and the larynx extraordinarily developed. The basihyal is greatly enlarged, and is expanded into a bony capsule which is lined by a continuation of the thyroid sac, and so the animal is able, by means of this peculiar formation, to produce the great volume of sound for which it is noted, and from which the trivial name of Howling Monkey is derived. The tone is deep and far reaching, resounding through the forest for an estimated distance of three miles. The tail is long and prehensile, but partially naked, and while of considerable advantage to the animal for grasping, does not attain the sensibility and extreme mobility of the same organs of the species of *ATELEUS*, whose tails are equal in their service to a fifth hand. The thumb of the Howling Monkey is well developed and opposable. The face is naked, and a heavy beard hangs beneath the chin, especially thick in old males. Their movements are slow and their tempers sullen, and the animal is practically untamable and soon dies when held in captivity. Their intelligence is of a very low order, and altogether the animals of this genus are among the least attractive of the Primates.



ALOUATTA BEELZEBUL.

No. 4.7.4.3. Brit. Mus. Coll.  $\frac{3}{4}$  Nat. Size.



The majority of the species are black or partly so, although six are clothed in fur exhibiting shades varying from straw color to dark red. In some species the sexes are alike in color, in others quite different, and the young of some resemble their parents, while those of others are totally unlike the adults, and they can therefore be arranged in two groups. The fur is short on the bodies of some species, quite long on others, but is usually thickest on the head.

Wallace (l. c.) writing of the Howling Monkeys, under the genus *Mycetes*, on the Lower Amazon, states that they are generally abundant; the different species, however, are found in separate localities, (*M.*) BEELZEBUL being confined apparently to the Lower Amazon in the vicinity of Para; a black species, (*M.*) CARAYA to the Upper Amazon, and a red species, (*M.*) URSINA to the Rio Negro and Upper Amazon. Much confusion seems to exist with regard to the species of Howlers, owing to the difference of color in the sexes of some species. The red and black species of the Amazon, however, are of the same color in both sexes. These animals are semi-nocturnal in their habits, uttering their cries late in the evening and before sunrise, and also on the approach of rain. Humboldt observes that the tremendous noise they make can only be accounted for by the great number of individuals that unite in its production. His own observations, and the unanimous testimony of the Indians, prove this not to be the case. One individual only makes the howling, which is certainly of a remarkable depth and volume and curiously modulated, but on closely remarking the suddenness with which it ceases and again commences, it is evident that it is produced by one animal, which is generally a full grown male. On dissecting the throat, much of our wonder ceases, for besides the bony vessel formed by the expansion of the "Os hyoides," there is a strong muscular apparatus which seems to act as a bellows in forcing a body of air through the reverberating bony cavity.

#### LITERATURE OF THE SPECIES.

1766. *Linnæus, Systema Naturæ.*

ALOUATTA BEELZEBUL first described as *Simia beelzebul*; and A. SERICULUS first described as *Simia sericulus* from Cartagena, Colombia.

1777. *Erxleben, Systema Regni Animalis.*

The two species described by Linnæus are here placed in the genus CEBUS.

1788. *Gmelin, Systema Naturæ.*  
This Author copying Linnæus places the two species in *Simia*.
1792. *Kerr, Animal Kingdom.*  
ALOUATTA BEELZEBUL renamed *Simia Sapajus beelzebub*.
- 1811, *Humboldt et Bonpland, Recueil d'Observations de Zoologie*  
(1815). *et d'Anatomie Comparée.*  
In this work five species under the genus *Stentor* are described, two for the first time, the Black Howler from Southern Brazil, A. CARAYA as *Simia caraya*, and the Red Howler from the Upper Amazon A. URSINA as *Simia ursina*; *Simia guariba* = A. URSINA; *Simia flavicaudata* probably = A. URSINA; and *S. straminea* = A. SENICULUS.
1812. *E. Geoffroy Saint-Hilaire, in Annales du Muséum d'Histoire Naturelle, Paris.*  
Six species are designated in this contribution and placed in the genus *Stentor*, viz., (*S.*) SENICULUS; (*S.*) URSINUS; (*S.*) *stramineus* = A. SENICULUS; (*S.*) *fuscus* = A. URSINA juv.; (*S.*) *flavicaudatus* = A. URSINA; and (*S.*) *niger* = A. CARAYA.
1820. *Kuhl, Beiträge zur Zoologie und Vergleichenden Anatomie.*  
Geoffroy's list is here repeated with one additional name, *Mycetes rufimanus* = A. BEELZEBUL Linn.
1820. *Desmarest, Mammalogie et Description de Mammifères.*  
In the list of Howlers given in this work the species enumerated by Kuhl are recorded without additions, and the same errors repeated.
1823. *Spix, Simiarum et Vespertilionum Brasiliensium.*  
Four species are here given under the genus *Mycetes*. (*M.*) *fuscus* = A. URSINA juv.; *M. stramineus* = A. SENICULUS; *M. barbatus* = A. CARAYA; and *M. discolor* = A. BEELZEBUL juv. or A. CARAYA immature.
1829. *E. Geoffroy Saint Hilaire, in Mémoires du Muséum d'Histoire Naturelle.*  
ALOUATTA SENICULUS redescribed as *Mycetes chrysurus*.
1829. *Fischer, Synopsis Mammalium.*  
Six species of Howlers are in this work placed in the genus CEBUS. (*C.*) SENICULUS; (*C.*) *stramineus* = A. SENICULUS; (*C.*) URSINUS; (*C.*) BEELZEBUL; (*C.*) CARAYA; and (*C.*) *flavicaudata* = A. URSINA.
1830. *Fischer, Addenda, Emendanda et Index ad Synopsis Mammalium.*



The list of the previous Author is here repeated without change.

1840. *Wagner, Schreber, Die Säugthiere in Abbildungen nach der Natur mit Beschreibungen, Supplementband.*

Two species with numerous varieties are here enumerated under the genus *Mycetes*. (*M.*) SENICULUS; var.  $\beta$  *Stentor chrysurus* Geoff., = A. SENICULUS; var.  $\gamma$  (*M.*) URSINUS valid species; (*M.*) *fuscus* = A. URSINA juv.; (*M.*) CARAYA; (Part.).

1840. *R. P. Lesson, Species des Mammifères Bimanes et Quadrumanes.*

In his arrangement of the Primates the Author places the Monkeys of the New World in his Tribu Deuxième. The species of ALOUATTA, which he calls *Mycetes*, are but three in number; (*M.*) SENICULUS; (*M.*) BEELZEBUL; *Mycetes* DISCOLOR Spix, = A. CARAYA as var. A; and *M. CARAYA* with three varieties, var. A. (*M.*) *barbatus* Spix, = A. CARAYA; var. B. *Simia flavicaudata* Humb., = A. URSINA; and var. C. *Stentor stramineus* E. Geoff., = A. SENICULUS.

1845. *J. E. Gray, in Annals and Magazine of Natural History.*

Nine species are here given under *Mycetes*. (*M.*) URSINUS; (*M.*) *laniger* = A. SENICULUS; (*M.*) *bicolor* = A. URSINA; (*M.*) *auratus* = A. SENICULUS; (*M.*) CARAYA; (*M.*) *barbatus* = A. CARAYA; (*M.*) BEELZEBUL; and (*M.*) VILLOSUS, described for the first time.

1848. *J. E. Gray, in Proceedings of the Zoological Society of London.*  
ALOUATTA PALLIATA first described.

1851. *I. Geoffroy Saint-Hilaire, Catalogue des Primates.*

In the list of Howling Monkeys in this Catalogue five species are given only two of which are properly named, and all are placed in the genus *Mycetes*. (*M.*) SENICULUS; (*M.*) *chrysurus* = ALOUATTA SENICULUS; (*M.*) URSINUS; (*M.*) *rufimanus* = A. BEELZEBUL; (*M.*) *niger* = A. CARAYA.

1855. *Wagner, Schreber, Die Säugthiere in Abbildungen nach der Natur mit Beschreibungen, Supplementband.*

Seven species are here recorded with varieties, under the genus *Mycetes*: (*M.*) *fuscus* = A. URSINA juv.; (*M.*) URSINUS; with var.  $\beta$ . (*M.*) SENICULUS valid species; var.  $\gamma$ . *Stentor chrysurus* Geoff., = A. SENICULUS; (*M.*) CARAYA; with var.  $\beta$  (*M.*) VILLOSUS valid species; (*M.*) *rufimanus* = A. BEELZEBUL; (*M.*) *flavicaudatus* = A. URSINA; (*M.*) PALLIATUS; (*M.*) *stramineus* = A. SENICULUS.

1862. *Slack, in Proceedings of the Academy of Natural Sciences of Philadelphia.*  
Five species with partial synonymy are here given. *A. SENICULUS*; and *A. URSINA*; *A. nigra* = *A. CARAYA*; *A. BEELZEBUL*; *A. PALLIATA*.
1862. *Reichenbach, Die Vollständigste Naturgeschichte der Affen.*  
The species of *ALOUATTA* are here included in the genus *Mycetes* as follows: (*M.*) *SENICULUS*; (*M.*) *chrysurus* = *A. SENICULUS*; (*M.*) *URSINUS*; (*M.*) *barbatus* = *A. CARAYA*; (*M.*) *flavicaudatus* = *A. URSINUS*; (*M.*) *BEELZEBUL*; (*M.*) *stramineus* = *A. SENICULUS*; (*M.*) *PALLIATUS*; and (*M.*) *VILLOSUS*.
1870. *J. E. Gray, Catalogue of Monkeys, Lemurs and Fruit-eating Bats, in the Collection of the British Museum.*  
The following forms are here included in the genus *Mycetes*. (*M.*) *URSINUS*; (*M.*) *SENICULUS*; (*M.*) *bicolor* = *A. URSINUS*; (*M.*) *laniger* = *A. SENICULUS*; (*M.*) *PALLIATUS*; (*M.*) *auratus* = *A. SENICULUS*; (*M.*) *CARAYA*; (*M.*) *barbatus* = *A. CARAYA*; (*M.*) *BEELZEBUL*; (*M.*) *VILLOSUS*.
1876. *Schlegel, Muséum d'Histoire Naturelle des Pays-Bas.*  
A list of the species of *ALOUATTA*, placed in the genus *Mycetes* with synonymy and geographical distribution as then understood, with a catalogue of specimens in the Leyden Museum is here given. (*M.*) *flavicauda* Humboldt, is considered a distinct species, simply on Humboldt's account of it, no examples ever having been procured. (*M.*) *niger* = *A. CARAYA*; (*M.*) *BEELZEBUL*; (*M.*) *VILLOSUS*; (*M.*) *PALLIATUS*; (*M.*) *fuscus* = *A. URSINA* juv.; (*M.*) *URSINUS*; and (*M.*) *SENICULUS*. No new species described.
1902. *Merriam, in Proceedings of the Biological Society of Washington.*  
*Alouatta palliata mexicana* first described.
1902. *Thomas, in Novitates Zoologicae.*  
*Alouatta palliata coibensis* first described.
1903. *Festa, in Bolletino du Museo Torino.*  
*Alouatta æquatorialis* first described.
1904. *J. A. Allen, in Bulletin of the American Museum of Natural History.*  
*ALOUATTA SENICULUS* redescribed as *A. s. rubicunda*, and *A. s. caucensis*.

1908. J. A. Allen, in *Bulletin of the American Museum of Natural History*.  
ALOUATTA PALLIATA redescribed as *A. p. metagalpa*.
1910. D. G. Elliot, in *Annals and Magazine of Natural History*.  
A. MACCONNELLI; A. INSULANUS; A. JUARA; and A. SARA first described.
1911. G. Dollman, in *Annals and Magazine of Natural History*.  
A species of *Alouatta* from Miritibi, Maranhao, referred to *M. discolor* Spix.
1912. D. G. Elliot, in *Bulletin of the American Museum of Natural History, New York*.  
ALOUATTA ULULATA first described.

#### GEOGRAPHICAL DISTRIBUTION OF THE SPECIES AND SUBSPECIES.

The members of the genus ALOUATTA are found from the State of Vera Cruz, Mexico, on the north, through Central America and the Island of Coiba to the Province of Corrientes, Brazil, on the south, and westward to Colombia, Ecuador, Peru and Bolivia.

Our knowledge of the ranges of the Brazilian species of this genus is only partial, as it is also of the other Primates inhabiting that Republic, for in the interior of that great country there are thousands of miles of mountains and forests where no white man has ever penetrated, and whose faunæ are quite unknown. Also, when Collectors have failed to bring specimens back with them, it is at times impossible to determine what are the species they refer to in their publications, and errors of distribution can therefore easily be made. In Brazil, in the interior, we have practically no knowledge of the animals which inhabit the dense forests at any considerable distance from the rivers, for explorers have penetrated, in most instances, but a few miles from their banks, and how far a known species may range is, in many cases, quite impossible to state. Therefore in giving the range of most of the South American species of Primates, we are restricted to the places where they have been obtained, or seen by reliable and competent observers.

To begin at the most northern point where a species of ALOUATTA dwells, we find, in the eastern portion of the State of Vera Cruz, Mexico, *A. palliata mexicana*, the only species of the genus inhabiting that Republic. In Guatemala, Central America, *A. villosus* occurs, extending its range into Honduras; while in Nicaragua we have *A. palliata*, which is also an inhabitant of Costa Rica and Panama. On

Coiba Island, off the west coast of Panama, *A. p. coibensis* has been procured. On the Island of Trinidad one species dwells, *A. INSULANUS*; and in the British and French Guianas, and probably also in Dutch Guiana, (though no examples from there were obtainable), to the coast north of the Amazon, *A. MACCONNELLI* has been obtained. In Venezuela in the forests of the Lower Orinoco, (Humboldt), and in the maritime Provinces of Brazil from Bahia to Espirito Santo, *A. URSINA* occurs, and also according to Tschudi, under the name of *Mycetes flavicaudatus* it is found in Peru, in which case it must necessarily inhabit the intervening portions of Brazil. From the vicinity of Para, on the Rio Muria (Natterer), and between the Rio Xinges and Island of Marajo, (Spix), on the Rio Araguay, (I. Geoff.), and in the vicinity of Borba near the mouth of the Rio Madeira, (Natterer), *A. BEELZEBUL* occurs. Bates states that the natives assert there is a "yellow handed" monkey on the Island of Marajo, which may be this species. On the Lower Amazon in Maranhao *A. ULULATA* appears to have its range. Proceeding on in eastern Brazil, *A. CARAYA* ranges from the Province of Bahia to that of Corrientes in Argentina; having been observed in the low forests of Bahia and Minas Geræs (Spix), in the Province of Goyas, (Castelnau), and on the Upper Rio Paraguay, and near the town of Matto-Grosso (Natterer), and also at the junction of the Rio Parana and Rio Paraguay, Argentina, (Rengger). On the Rio Juara, a tributary of the Upper Amazon, *A. JUARA* has been obtained. In Colombia, *A. SENICULUS* is found, and according to Spix who obtained a specimen, it also occurs in the forest between the Rio Negro and Rio Solimoens, his example having been secured near the borders of Peru. In Ecuador at Vinces on the west coast *A. ÆQUATORIALIS* was procured; and finally, in Bolivia in the Province of Sara, *A. SARA* occurs.

## KEY TO THE SPECIES.

- A. General color in males black or partly black.
- a. Sexes different.
- a.*' Male all black; females and young straw  
         color ..... *A. caraya*.
- b.*' Male with back rich chestnut red; female  
         raw umber ..... *A. ululata*.
- b. Sexes alike.
- a.*' All black ..... *A. villosus*.

- b.' Black, base of hairs reddish brown, hands  
and feet pale reddish brown.....*A. beelzebul*.
- c.' Black, back mixed black and golden,  
flanks yellowish brown.
- a." Size large .....*A. palliata*.
- b." Size small .....*A. p. mexicana*.
- c." Size very small .....*A. p. coibensis*.
- B. General color chocolate brown .....*A. aequatorialis*.
- C. Coloring mostly shades of red.
- a. Upper parts of body uniform golden red, limbs  
darkened, young black .....*A. ursina*.
- b. Middle of back straw color, lighter than the  
rest of the upper parts, young like adults.....*A. seniculus*.
- c. Upper parts uniform golden yellow .....*A. macconnelli*.
- d. Upper parts uniform red, limbs bright red....*A. insulanus*.
- e. Upper parts golden red, limbs maroon .....*A. juara*.
- f. Upper parts uniform pale golden orange.....*A. sara*.

**ALOUATTA CARAYA (Humboldt).**

*Simia (Stentor) caraya* Humb., Rec. Obs. Zool., I, 1811 (1815),  
p. 355.

\**Stentor niger* E. Geoff., Ann. Mus. Hist. Nat. Paris, XIX, 1812,  
p. 108.

\**Stentor stramineus* E. Geoff., Ann. Mus. Hist. Nat. Paris, XIX,  
1812, p. 108, ♀, (nec Spix).

*Mycetes niger* Kuhl, Beitr. Zool., 1820, p. 31; I. Geoff., Cat.  
Primates, 1851, p. 53; Dahlb., Stud. Zool. Fam. Reg. Anim.  
Nat., fasc. I, 1856, p. 175; Schleg., Mus. Pays-Bas, Simiæ,  
1876, p. 149; von Iher., Proc. Zool. Soc. Lond., 1899, p. 517.

*Cebus caraya* Fisch., Syn. Mamm., 1820, p. 44.

*Mycetes barbatus* Spix, Simiar. et Vespert. Bras., 1823, p. 46, pl.  
XXXII ♂, XXXIII ♀; Gray, Ann. Mag. Nat. Hist., 1845, p.  
220; Casteln., Expéd. Amér. Sud, 1855, p. 4; Reichenb., Voll-  
ständ. Naturg. Affen, 1862, p. 68, figs. 166-168; Gray, Cat.  
Monkeys, Lemurs and Fruit-eating Bats, Brit. Mus., 1870,  
p. 41.

---

\*These species are not marked "Espèce inédite," which Geoffroy usually  
stated beneath his description when he believed the animal had not previously  
been described.

*Mycetes caraya* Wagn., Schreb., Säugth. Suppl., I, 1840, p. 180; V, 1855, p. 68; Less., Spec. Mamm., 1840, p. 122; *Id.* Nouv. Tabl. Règn. Anim., 1842, p. 6; Gray, Cat. Monkeys, Lemurs and Fruit-eating Bats, Brit. Mus., 1870, p. 41; Sclat., Proc. Zool. Soc. Lond., 1872, p. 6, fig.; Kerr, Proc. Zool. Soc. Lond., 1892, p. 174.

*Alouatta nigra* Slack, Proc. Acad. Nat. Scien. Phil., 1862, p. 518; Forbes, Handb. Primates, I, 1894, p. 195.

**BLACK HOWLER.**

*Type locality.* Paraguay.

*Geogr. Distr.* Villa Nova, Upper Amazon, (Bates); southern Brazil, Argentina and Bolivia. Banks of the Pilcomayo, Argentina, (Kerr); Sao Paulo, (von Ihering); Province of Goyas, (Castelnaud); Provinces of Bahia and of Minas Geræs, (Spix); Bolivia, (D'Orbigny).

*Genl. Char.* Feet naked; size large; beard large; rami of mandible greatly developed; sexes different in color. Hair at forehead directed backward, meeting that on back of head which is directed forward at this part, though radiating from a central spot.

*Color. Male adult.* Hair deep black, the hands and feet and tail sometimes showing yellowish brown hairs, probably the remains of the immature pelage.

*Immature Male.* Flanks, inner side of limbs, under side of tail, and under parts of body, buff yellow, rest of pelage black.

*Female.* Straw color, darkest on the back which is tinged with olive; tips of hair on frontal ridge, black.

*Young.* Entirely straw color.

*Measurements. Male.* Skull: occipito-nasal length, 101; zygomatic width, 83; intertemporal width, 42; palatal length, 42; breadth of braincase, 53; median length of nasals, 20; length of upper molar series, 33; length of mandible, 97; length of lower molar series, 40.

The type of *Stentor stramineus* E. Geoff., (nec Spix), is in the Paris Museum. It was obtained from the Cabinet de Lisbonne in 1808, and is a female of *A. CARAYA*. The upper parts are bistre, darkest on dorsal line and rump; brow, beard and limbs yellowish, hands yellowish, but the feet are blackish brown; tail rather dark brown on basal half, paler on remainder. On a label beneath the stand is the following statement: "*Stentor stramineus* de quelques auteurs; c'est la femelle de *Stentor niger*, type de l'espèce du Cabinet de Lisbonne, 1808."

**ALOUATTA ULULATA** Elliot.

*Alouatta ululata* Elliot, Bull. Am. Mus. Nat. Hist., N. Y., 1912, p. 32.

*Alouatta discolor* Dollm., (nec Spix), Ann. Mag. Nat. Hist., VI, 1910, 8th Ser., p. 422.

*Type locality.* Miritibi, Maranhao. Type in British Museum.

*Geogr. Distr.* Lower Amazon; Maranhao, Brazil.

*Genl. Char.* Sexes unlike; male with chestnut red back, female raw umber.

*Color. Male.* Forehead, and whiskers extending beneath chin, black; top of head brownish black; arms, hands, feet, rump, and outer side of legs black; indistinct blackish stripe on middle of back; rest of upper parts and flanks rich chestnut red, in certain lights suffused with a golden color; upper edge of thighs chestnut red; forearms beneath, black; rest of under parts and limbs beneath nude; fingers and toes covered with long yellowish red hairs; tail black with numerous golden red hairs intermingled; tip chestnut red like flanks. Ex type in British Museum.

*Female.* Tuft above middle of forehead, and whiskers black; top and sides of head above ears, upper part of body and flanks raw umber, with a golden tinge on head, and an indistinct dark dorsal line; arms black with a strong olive tinge; legs similar but paler; hands similar to arms, but hairs grading at knuckles, and extending over fingers, yellowish gray; feet more golden red, and toes golden yellow; tail like legs at base grading to a mixed golden red and black, with the tip golden red. Body and limbs beneath, naked. Ex type in British Museum.

*Measurements. Male.* Total length, 1,145; tail, 585; foot, 140. (Skin). Skull: total length, 120.5; occipito-nasal length, 101.4; Hensel, 104.3; zygomatic width, 78.4; breadth of braincase, 52.4; palatal length, 47.7; median length of nasals, 25.5; length of upper molar series, 33.5; length of mandible, 95.1; length of lower molar series, 40.5. Ex specimen in British Museum. The above descriptions were taken from specimens loaned to me by my friend Guy Dollman, Esq., of the British Museum, and received from Miritibi, Maranhao, Brazil.

Examples of this monkey were received at the British Museum representing both sexes and were supposed by Mr. Dollman to be the long lost *Mycetes discolor* Spix, and were so described by him under that name (l. c.). I have already remarked upon the dissimilarity frequently existing between Spix's descriptions and his types, and also

between the latter and the colored figures, and the present seems to be a striking case of this unfortunate state of affairs.

Spix's description of *discolor* in several points leans more towards this species than it does towards his type, which is a rather small young adult black example with fingers, toes and tip of tail pale rusty red, and is most probably a young example of *A. BEELZEBUL* while his description and figure do not agree in several particulars, viz., "Les quatre pieds sont presque entièrement d'un noir luisant, excepté les doigts très allongés, qui sont garnis de poils courts et roux," while his figure shows brown feet and blackish brown hands; and of the body he says "le tronc rougeâtre au milieu, et noir luisant aux côtés," which does not describe any species of *Alouatta* known, and his figure exhibits an animal with a blackish brown back and reddish flanks and shoulders; while the type is black with only a very faint brownish tint on the flanks. "La queue pas épaisse est noire \* \* \* et rougissee au bout" which is correct of the type itself, but the figure has a black tail for the entire length.

Spix's figure more nearly represents a male *A. BEELZEBUL* with an immature coat, retaining in some respects the colors more like the female upon the flanks and under parts, though somewhat too red on the flanks, but regarding it in all its coloring it is more nearly a figure of a young adult male *A. beelzebul* which the type specimen itself would seem to prove to be the fact, while Spix's description cannot be applied to any species of Howler known at the present time. I am greatly indebted to my friend Mr. Dollman for the opportunity of describing this distinct species.

#### ALOUATTA VILLOSUS (Gray).

*Mycetes villosus* Gray, Ann. Mag. Nat. Hist., XVI, 1845, p. 220; Reichenb., Vollständ. Naturg. Affen, 1862, p. 76, no fig.; *Id.* Cat. Monkeys, Lemurs and Fruit-eating Bats, Brit. Mus., 1870, p. 41; Sclat., Proc. Zool. Soc. Lond., 1872, p. 6, fig. in text; Schleg., Mus. Pays-Bas, Simiæ, 1876, p. 151; Alston, Biol. Centr. Amer., Mamm., I, 1879, p. 5, pl. I; Forbes, Handb. Primates, I, 1894, p. 199.

GUATEMALAN HOWLER. *Mono*, native name.

*Type locality.* Guatemala. Type in British Museum.

*Geogr. Distr.* Eastern and north eastern Guatemala; Honduras.

*Color.* Entire pelage, hands, feet and tail jet black, base of hairs Prout's brown.



*Measurements.* Total length, 650; tail, 630; foot, 128. Ex type British Museum.

Mr. Salvin has given in Sclater's paper on this species, (l. c.), the following account of it. "The Mycetes of Guatemala is commonly known as the 'Mono.' It is abundant throughout the virgin forests of the eastern portion of the Republic, but is unknown in the forest clad slopes which stretch towards the Pacific Ocean. In the former region it is found at various altitudes over a wide expanse of country. I have heard its cry on the shores of the Lake Yzabel, and all through the denser forests of the valley of the river Polochie. It is very common, from the steep mountain road which lies between the upland village of Peruba and S. Miguel-Tucuru, and especially in the wilderness of uninhabited forest which stretches from Teleman to the Lake Yzabel. In the unbroken forest country which occupies the whole of the northern portion of the Vera Paz, from Coban and Cahabon to the confines of Peten, it is also abundant; for seldom an hour passes but the discordant cry of the Mono strikes upon the ear of the traveller as he threads the lonely path to Peten. The elevation of this district varies from about 700 to 3,000 feet; and the Mycetes is found at all heights. When travelling through this forest in 1862, I was dependent for the animal food to supply my party of Indians entirely upon my gun; and Monos contributed not a little to the larder. The Indians eat monkey without demur; but the meat looks dark and untempting. For my own part I far preferred the delicate Tinamou or Curassow, a sufficient supply of which never failed for my own consumption. Perhaps there is no district in Vera Paz where Monos are more abundant than the mountains of Chilasco, a cold and damp region, elevated at least 6,000 feet above the sea but where the forest growth is of the densest description and trees of the largest size abound. It was here that the specimens were obtained that are now in the British Museum. The wonderful cry whence Mycetes gets its trivial name of Howling Monkey is certainly most striking, and I have sometimes endeavored to ascertain how far this cry may be heard. It has taken me an hour or more to thread the forest undergrowth from the time the cry first struck my ear, to, when, guided by the cry alone, I stood under the trees where the animals were. It would certainly not be overestimating the distance to say two miles. When the sound came over the lake of Yzabel unhindered by trees, a league would be more like the distance a Mono's cry could be heard. These animals are found in companies

of five or six. They are usually met with in the branches of the highest trees, and when disturbed, crawl sluggishly along the boughs. The young, as well as the females, are of the same dense black as the old males, but the hair is shorter and not so glossy."

In the article from which the above extract has been taken, Dr. Sclater endeavors to prove that the black form of the northern and the one from the southern part of South America are distinct, on account of the different manner in which the hair on the forehead is inclined forward or reversed. It is quite true that the southern and northern Black Howlers are distinct, but the way in which the hair lies on the forehead is not a character to be relied upon, but merely an individual peculiarity exhibited by members of this genus. This is the more misleading in the Howlers, for in other groups, notably ATELEUS, the direction of the hair on the head is a character that is of considerable importance for the arrangement of the different species in their proper position in the genus.

#### ALOUATTA BEELZEBUL (Linnæus).

*Simia beelzebul* Linn., Syst. Nat., I, 1766, p. 37; Bodd., Elench. Anim., 1784, p. 61.

*Cebus beelzebul* Erxl., Syst. Reg. Anim., 1777, p. 44.

*Simia Sapajus beelzebul* Kerr., Anim. Kingd., 1792, p. 75, No. 64.

*Mycetes rufimanus* Kuhl, Beitr. Zool., 1820, p. 51; Desm., Mamm., 1820, p. 79; Tschudi, Faun. Peruan., 1844, p. 37; Geoff., Cat. Primates, 1851, p. 53; Wagn., Schreb., Säugth. Suppl., V, 1855, p. 69; Casteln., Expéd. Amér. Sud, Mamm., I, 1855, p. 4; Dahlb., Stud. Zool. Fam. Reg. Anim. Natur., fasc. I, 1856, p. 175, fig. 172.

*Mycetes discolor* Spix, Simiar. et Vespert. Bras., 1823, p. 48, pl. XXXIV.

*Mycetes beelzebul* Gray, Ann. Mag. Nat. Hist., XVI, 1845, p. 220;

*Id.* Cat. Monkeys, Lemurs and Fruit-eating Bats, Brit. Mus., 1870, p. 41; Reichenb., Vollständ. Naturg. Affen, 1862, p. 67, fig. 172; Bates, Nat. Riv. Amaz., I, 1863, p. 295.

*Alouatta beelzebul* Forbes, Handb. Primates, I, 1894, p. 197.

#### YELLOW-HANDED HOWLER.

*Type locality.* "in Brasilia."

*Geogr. Distr.* Lower Amazon, vicinity of Para to Rio Madeira, Brazil. Peru, (Tschudi).

*Genl. Char.* Like A. CARAYA but base of hairs reddish brown.

*Color.* Head and upper parts black tinged with brown, base of hairs reddish brown; outer side of arms and legs black; inner side of limbs and under parts yellowish brown; tail brownish black at base, reddish brown for remainder of length; hands and feet pale reddish brown.

*Measurements.* Total length, 914; tail, 469. Skull: total length, 111; occipito-nasal length, 92; Hensel, 93; intertemporal width, 39; palatal length, 40; breadth of braincase, 50; median length of nasals, 15; zygomatic width, 75; length of upper molar series, 33; length of mandible, 90; length of lower molar series, 40.

Bates states (l. c.) "in the neighborhood of Para a reddish colored species prevails, (*M.*) BEELZEBUL; in the narrow channels near Breves I shot a large, entirely black kind; another yellow-handed species, according to the report of the natives, inhabits the Island of Marajó, which is probably the *M. flavimanus* of Kuhl"; (*rufimanus* is probably intended = *A. BEELZEBUL*); "some distance up the Tapajos the only howler found is a brownish black species." The type of *Mycetes discolor* Spix, is in the Munich Museum. It is a rather small black animal and may be an immature example of the present species or *A. CARAYA*, but more probably of *A. BEELZEBUL*, as *A. CARAYA* has a more southern habitat. Spix procured his specimen at Fort Carupa on the Amazon.

#### ALOUATTA PALLIATA (Gray).

*Mycetes palliatus* Gray, Proc. Zool. Soc. Lond., 1848, p. 138, pl. VI; Wagn., Schreb., Säugth. Suppl., V, 1855, p. 71; Reichenb., Vollständ. Naturg. Affen, 1862, p. 70, fig. 172; Frantz., Wieg., Archiv., XXXV, 1869, p. 254; Gray, Cat. Monkeys, Lemurs and Fruit-eating Bats, Brit. Mus., 1870, p. 40; Sclat., Proc. Zool. Soc. Lond., 1872, p. 7; Schleg., Mus. Pays-Bas, Simiæ, 1876, p. 152; Alst., Biol. Centr. Amer., I, Mamm., 1879, p. 4; Anders., Cat. Mamm. Ind. Mus. Calc., Pt. I, 1881, p. 83; Forbes, Handb. Primates, I, 1894, p. 202; Elliot, Mamm. Middle Amer. and West Indies, F. C. M. Pub., Pt. II, 1904, p. 726, fig. CXXXVIII, Zool. Ser.; *Id.* Check-L. Mamm. N. Amer. Cont. and W. Indies, F. C. M. Pub., VI, 1905, p. 533, Zool. Ser.; *Id.* Cat. Mamm. Field Columb. Mus., VIII, 1906, p. 555, pl. LXXXI.

*Alouatta palliata* Slack, Proc. Acad. Nat. Scien. Phil., 1862, p. 519, (Sallé).

*Alouatta palliata metagalpa* Allen, Bull. Am. Mus. Nat. Hist., 1908, p. 670.

MANTLED HOWLER.

*Type locality.* Shores of Lake Nicaragua.

*Geogr. Distr.* Nicaragua, Costa Rica, Panama, Central America. Type in Paris Museum.

*Genl. Char.* Face naked; hairs on forehead short, stiff, upright; those on back of head longer; beard moderate.

*Color.* Head, throat, shoulders, arms, legs, hands, feet and tail black, with a tinge of maroon; middle of back and upper part of sides black mixed with golden; lower parts of flanks, hairs much lengthened, yellowish brown, base of hairs much paler; under parts very sparsely covered with dark chestnut hairs. Ex type British Museum. Some specimens are entirely black.

*Measurements.* Total length, 1,142; tail, 585; foot, 145. Skull: occipito-nasal length, 98; intertemporal width, 40; palatal length, 42; breadth of braincase, 51; median length of nasals, 20; length of upper molar series, 33; length of mandible, 90; length of lower molar series, 40. Ex type British Museum.

The type locality of this species is the shore of Lake Nicaragua, as stated by Sallé to Sclater, (l. c.) and *A. p. metagalpa* Allen therefore becomes a synonym.

ALOUATTA PALLIATA MEXICANA Merriam.

*Alouatta palliata mexicana* Merr., Proc. Biol. Soc. Wash., XV, 1902, p. 67; Allen, Bull. Am. Mus. Nat. Hist., N. Y., 1904, p. 40; Elliot, Mamm. Middle Amer. and West Indies, F. C. M. Pub., IV, Pt. II, 1904, p. 727, Zool. Ser.; *Id.* Check-List Mamm. N. Amer. Cont. and W. Indies, F. C. M. Pub., VI, 1905, p. 533, Zool. Ser.; *Id.* Cat. Mamm. Field Columb. Mus., VIII, 1906, p. 555, Zool. Ser.

MEXICAN MANTLED HOWLER.

*Type locality.* Minatitlan, State of Vera Cruz, Mexico. Type in United States National Museum.

*Geogr. Distr.* Eastern Mexico.

*Genl. Char.* Similar to *A. PALLIATA*, but smaller; rostrum narrower, teeth small; coronoid process broadly rounded.

*Color.* Similar to *A. PALLIATA*. Forehead, limbs, upper part of throat, rump and tail black; occiput and entire upper parts to rump

mixed golden and brownish black, golden predominating, the hairs being golden banded with black and tipped with golden; long hairs on flanks golden; hairs on under parts scantily distributed, mummy brown. Ex type United States National Museum.

*Measurements.* Total length, 1,190; tail, 651; foot, 148. Skull: occipito-nasal length, 91.9; Hensel, 88.4; zygomatic width, 80.5; palatal length, 48.9; intertemporal width, 40.2; median length of nasals, 19.8; length of upper molar series, 32; length of mandible, 86.4; length of lower molar series, 39. Ex type United States National Museum.

The type is an extreme example, as there is an entire absence of the jet black hue on the upper parts to be seen to a more or less considerable extent in other specimens, some indeed having the upper parts nearly all black with very little golden to be seen, these being the other extreme.

A series of specimens of this subspecies from southern Vera Cruz establishes the fact that it is a much duller colored animal than the one from Central America, the flanks having none of the golden rufous witnessed, for example, in specimens from Chiriqui.

#### ALOUATTA PALLIATA COIBENSIS Thomas.

*Alouatta palliata coibensis* Thos., Novitat. Zool., IX, 1902, p. 135; Elliot, Mamm. Middle Amer. and West Indies, F. C. M. Pub., IV, Pt. II, 1904, p. 727; *Id.* Check-L. Mamm. N. Amer. Cont. and W. Indies, F. C. M. Pub., VI, 1906, p. 533, Zool. Ser.; *Id.* Cat. Mamm. Field Columb. Mus., 1906, p. 556, Zool. Ser.

#### ISLAND OF COIBA HOWLER.

*Type locality.* Coiba Island off west coast of Panama. Type in British Museum.

*Genl. Char.* Like *A. PALLIATA*, but smaller. An insular race.

*Color.* Head, upper part of back, arms, legs, hands, feet, and tail black; middle of back Prout's brown, hairs tipped with golden; long hairs on flanks shining ochraceous buff; abdomen dark brown. Ex type British Museum.

*Measurements.* Total length, 1,140; tail, 580; foot, 130. Skull: occipito-nasal length, 87; Hensel, 84; intertemporal width, 40; palatal length, 36; breadth of braincase, 50; zygomatic width, 79; median length of nasals, 15; length of upper molar series, 30; length of mandible, 83; length of lower molar series, 37. Ex type British Museum.

**ALOUATTA ÆQUATORIALIS Festa.**

*Alouatta æquatorialis* Festa, Boll. Mus. Torino, XVIII, 1903, p. 3.

*Mycetes niger* Thos., Proc. Zool. Soc. Lond., 1880, p. 394, ex Intac,

Ecuador, (nec Geoffroy).

ECUADOR HOWLER MONKEY.

*Type locality.* Vinces, west coast of Ecuador. Type in Zoological Museum, Turin.

*Genl. Char.* Similar to *A. PALLIATA*, but general color chocolate brown instead of black.

*Color. Male adult.* General color chocolate brown, the hairs at base yellowish fulvous, with yellowish tips. Hair on flanks long, golden yellow. Hands, feet and tail chocolate brown.

*Female adult.* The chocolate brown color of the male is less conspicuous, the general dominating hue being yellowish fulvous.

*Young Male.* General color dark gray, many hairs being of a golden hue particularly at the tips.

M. Festa states (l. c.) that this species is nearly extinct in the Province of Vinces, and is only found in certain places on some plantations of cacao, where hunting is forbidden.

It seems to have its nearest relationship with *A. PALLIATA*.

**ALOUATTA URSINA (Humboldt).**

*Simia (Stentor) ursina* Humb., Rec. Obs. Zool., I, 1811, (1815), p. 355, pl. XXX.

*Simia (Stentor) flavicauda* Humb., Rec. Obs. Zool., I, 1811, (1815), p. 355?

*Simia (Stentor) quariba* Humb., Rec. Obs., I, 1811, (1815), p. 355.

*Stentor ursinus* E. Geoff., Ann. Mus. Hist. Nat. Paris, XIX, 1812, p. 108.

*Stentor flavicaudatus* E. Geoff., Ann. Mus. Hist. Nat. Paris, XIX, 1812, p. 108.

*Stentor fuscus* E. Geoff., Ann. Mus. Hist. Nat. Paris, XIX, 1812, p. 108; *Id.* Cours Hist. Nat. Mamm., 1828, p. 21, 10me Leçon.

*Mycetes ursinus* Kuhl, Beitr. Zool., 1820, p. 29; Desm., Mamm., 1820, p. 78; Wagn., Schreb., Säugth. Suppl., I, 1840, p. 179; var. V, 1855, p. 67; Gray, Ann. Mag. Nat. Hist., XVI, 1845, p. 218; I. Geoff., Cat. Primates, 1851, p. 52; Dahlb., Stud. Zool. Fam. Reg. Anim. Natur., fasc. I, 1856, p. 175; Reichenb., Vollständ. Naturg. Affen, 1862, p. 65, figs. 159, 161; Gray, Cat. Monkeys, Lemurs and Fruit-eating Bats, Brit. Mus., 1870, p. 39; Schleg., Mus. Pays-Bas, Simiæ, 1870, p. 156.

*Mycetes fuscus* Kuhl, Beitr. Zool., 1820, p. 29; Desm., Mamm., 1820, p. 78; Spix, Simiar. et Vespert. Bras., 1823, p. 43, pl. XXX; Wagn., Schreb., Säugth. Suppl., I, 1840, p. 180; V, 1855, p. 67.

*Mycetes flavicaudatus* Kuhl, Beitr. Zool., 1820, p. 30; Desm., Mamm., 1820, p. 79; Tschudi, Faun. Peruan., 1844, p. 38; Wagn., Schreb., Säugth. Suppl., V, 1855, p. 70.

*Cebus ursinus* Fisch., Syn. Mamm., 1829, p. 43.

*Cebus flavicaudata* Fisch., Syn. Mamm., 1829, p. 44.

*Mycetes bicolor* Gray, Ann. Mag. Nat. Hist., XVI, 1845, p. 219; *Id.* Cat. Monkeys, Lemurs and Fruit-eating Bats, Brit. Mus., 1870, p. 40.

*Mycetes flavicauda* Reichenb., Vollständ. Naturg. Affen, 1862, p. 66, no fig.; Schleg., Mus. Pays-Bas, Simiæ, 1876, p. 147.

*Alouatta ursina* Slack, Proc. Acad. Nat. Scien. Phil., 1862, p. 517; Forbes, Handb. Primates, I, 1894, p. 193.

**BROWN HOWLER.**

*Type locality.* Venezuela, (Humboldt).

*Geogr. Distr.* Venezuela, Nouvelle Andalousie et de la Nouvelle Barcelone, et les bords du Bas Orinique Maratime, (Humboldt); districts of Brazil from Espirito Santo to Bahia; Peru, (Tschudi).

*Genl. Char.* Head and body uniform coloration.

*Color. Male.* Face black; head and body shining yellowish or golden red, passing into a darker red upon the limbs, hands and tail; whiskers bright umber red; the beard black; narrow line of hairs on center of chest, widening upon the abdomen, blackish red-brown akin to chestnut; basal half of tail above burnt umber, hairs tipped with golden, remainder shining golden red; dorsal line slightly darker than flanks; feet blackish brown. *Young* uniform black.

*Measurements. Male.* Skull: occipito-nasal length, 103; total length, 121; Hensel, 106; intertemporal width, 42; palatal length, 43; zygomatic width, 78; breadth of braincase, 53; median length of nasals, 19; length of upper molar series, 33; length of mandible, 97; length of lower molar series, 40. Vertebrae, Cerv. 7, Dor. 14, L. 5, S. 3. Espirito Santo specimen.

There are only six adult males, one immature male, one adult female and two immature examples in the British Museum, that I can satisfactorily determine to be this species. They were all collected with two exceptions, by Robert, at Engenheiro Reeve, Espirito Santo, and Roca Nova, Parana, Brazil, and one from Barri, Rio Negro, Collector unknown. The adults from Espirito Santo resemble each other in

color, varying but slightly in the depth of the red; one male not procured by Robert was obtained at St. Catherines and agrees with the others in color, and a young ♀ from San Sebastian, Sao Paulo, was obtained from A. Hempel. The skulls, however, do vary very much, the differences when of the same sex, probably caused by age. Comparing the skulls of two adult males the shape of the braincase at once attracts attention, where in one it is shorter and flatter above, with two ridges starting from the center of the upper edge of the orbit, curving towards the center of the skull, but keeping 20 mm. apart, and terminating on the edge of the occipital on either side of the interparietal. Another, with a longer braincase, has these ridges coalesce and form a ridge or low crest down the center of the skull, broadening out in the rear, and terminating at sides of interparietal. These two formations so totally different occur in adult males from the same locality. These skulls also exhibit differences which might possibly under other conditions be taken as sufficient to cause a specific separation. The premaxillaries in the longer skull extend forward beyond the canines, coming to almost a point in the center, causing the alveolar border of the outer pair of incisors to be lower than that of the middle pair, while in the other skull the alveolar border of the incisors is perfectly straight, causing the width between the canines to be much greater, nearly 4 mm. Other differences are also observable, such as in the width of the pterygoid processes, the width of the basi-occipital, length of the pterygoid fossa, width and shape of the palatal arch, width and shape of the occipital region, and the curve of the frontal and nasals, all these, with others not mentioned, serve to show the great individual variation that exists in the skulls of this species even among animals of the same sex, and practically the same age, dwelling in the one locality. A larger series would undoubtedly show greater diversities. The young of this species are jet black, the golden brown appearing on the tips of the hairs as they grow older, this gradually extending from the head to the body and limbs, and growing more and more red until in the fully adult the pelage assumes the appearance as described for the males given above. Mr. Robert's series from Roca Nova, Parana, exhibits this change finely. This is the style that has been described as distinct by Kuhl as *Mycetes fuscus*.

*Alouatta (Simia) flavicauda* was described by Humboldt (l. c.) from the Province of Jaen. He did not see this Howler living, but describes it from some skins procured by natives, and no specimens answering to this description have ever been received by any Museum. Its peculiarities are the extremely long hair on the body, and the color



of the tail "d'un noir olivâtre et ornée latéralement de deux stries jaunes." A tail colored like that has not been seen thus far with a species of *Alouatta* in any collection. Tschudi states (l. c.) that this monkey is found in Peru in 11° Latitude, but I am not aware that he sent any specimens to Europe. Kuhl states (l. c.) that a specimen was in the Paris Museum, but this must have been a mistake. Geoffroy does not mention it, and it is not there now.

I have placed Humboldt's species among the synonyms of *A. ursina* with a ?; and the doubt can only be settled satisfactorily by the acquisition of specimens.

#### ALOUATTA SENICULUS (Linnæus).

*Simia seniculus* Linn., Syst. Nat., I, 1766, p. 37; Bodd., Elench. Anim., 1784, p. 61.

*Cebus seniculus* Erxl., Syst. Reg. Anim., 1777, p. 46; Fisch., Syn. Mamm., 1829, p. 42.

*Alouatta seniculus* Lacépède., Mém. Instit., 1800, III, p. 89; Slack, Proc. Acad. Nat. Scien. Phil., 1863, p. 516; Forbes, Handb. Primates, I, 1894, p. 192, pl. XVIII.

*Mycetes seniculus* Illig., Prodr. Syst. Mamm. et Av., 1811, p. 70; Desm., Mamm., 1820, p. 77; Less., Spec. Mamm., 1840, p. 117; Wagn., Schreb., Säugth. Suppl., I, 1840, p. 179; V, 1855, p. 68; Gray, Ann. Mag. Nat. Hist., XVI, 1845, p. 219; *Id.* Cat. Monkeys, Lemurs and Fruit-eating Bats, Brit. Mus., 1870, p. 40; I. Geoff., Cat. Primates, 1851, p. 52; Dahlb., Stud. Zool. Fam. Reg. Anim. Natur., fasc. I, 1856, p. 175; Reichenb., Vollständ. Naturg. Affen, 1862, p. 163, figs. 156-157; Flow., Proc. Zool. Soc. Lond., 1862, p. 335; Sclat., Proc. Zool. Soc. Lond., 1863, p. 374; Schleg., Mus. Pays-Bas, Simiæ, 1876, p. 156; Forbes, Proc. Zool. Soc. Lond., 1880, p. 632, (footnote).

*Simia (Stentor) seniculus* Humb., Rec. Obs. Zool., I, 1811, (1815), p. 354.

*Simia (Stentor) stramineus* Humb., Rec. Obs. Zool., I, 1811, (1815), p. 355.

*Stentor seniculus* E. Geoff., Ann. Mus. Hist. Nat. Paris, XIX, 1812, p. 108; *Id.* Cours Hist. Nat. Mamm., 1828, p. 21, 9me Leçon.

*Stentor stramineus* E. Geoff., Ann. Mus. Hist. Nat. Paris, XIX, 1812, p. 168.

*Mycetes stramineus* Kuhl, Beitr. Zool., 1820, p. 29; Desm., Mamm., 1820, p. 78; Spix, Simiar. et Vespert. Bras., 1823, p. 35, pl.

XXXI; Reichenb., Vollständ. Naturg. Affen, 1862, p. 67, figs. 170, 171; Bates, Nat. Riv. Amaz., I, 1863, p. 294.

*Stentor chrysurus* I. Geoff., Mem. Mus. Hist. Nat. Paris, XVII, 1829, p. 166.

*Mycetes auratus* Gray, Ann. Mag. Nat. Hist., XVI, 1845, p. 220; *Id.* Cat. Monkeys, Lemurs and Fruit-eating Bats, Brit. Mus., 1870, p. 40.

*Mycetes laniger* Gray, Ann. Mag. Nat. Hist., XVI, 1845, p. 219; *Id.* Cat. Monkeys, Lemurs and Fruit-eating Bats, Brit. Mus., 1870, p. 40.

*Mycetes chrysurus* I. Geoff., Cat. Primates, 1851, p. 52; Casteln., Expéd. Amér. Sud, Mamm., I, 1855, p. 4; Dahlb., Stud. Zool. Fam. Reg. Anim. Natur., fasc. I, 1856, p. 175; Reichenb., Vollständ. Naturg. Affen, 1862, p. 65, fig. 158.

*Alouatta seniculus rubicunda* Allen, Bull. Amer. Mus. Nat. Hist., N. Y., 1904, p. 458.

*Alouatta seniculus caucensis* Allen, Bull. Amer. Mus. Nat. Hist., N. Y., 1904, p. 462.

**RED HOWLER.**

*Type locality.* Cartagena, Colombia.

*Geogr. Distr.* Colombia, and forest between the Rio Negro and Solimoens, (Spix); Rio Madeira, (Bates); Brazil.

*Genl. Char.* Middle of back lighter than rest of back and limbs, and varying from straw color to golden; mammæ placed occasionally in the axillæ.

*Color.* Variations in color exist among individuals of this species apparently quite independent of age, sex, or locality, the head, limbs and tail varying from brownish and coppery red to a dark purplish red, sometimes almost a blackish purplish red, and the tail from ferruginous to dark purplish red; the back is straw color, always lighter than the head; limbs and upper part of the back chestnut brown; hands and feet are always the same color as the limbs, and the under parts are but sparsely covered, chiefly on the abdomen, with purplish red hair. Young like the parents.

The type of *Mycetes chrysurus* I. Geoffroy, in Paris Museum is undoubtedly this species.

*Measurements.* Skull: occipito-nasal length, 98; Hensel, 100; zygomatic width, 79; intertemporal width, 46; median length of nasals, 22; length of upper molar series, 34; length of mandible, 95; length of lower molar series, 41. Verteb., Cerv. 7, Dor. 14, L. 5, S. 3, Caud. 27.

I have examined the series of specimens in the American Museum of Natural History in New York, from Colombia, including the types which Dr. Allen has separated from *A. SENICULUS*, as *A. s. rubicunda* and *A. s. caucensis*, and am unable to find characters in my opinion sufficient to cause them to be elevated to a distinct rank. In the table of measurements given at the end of his paper, sixteen specimens of *A. s. rubicunda* and eight, only half as many, of *A. s. caucensis* have been selected. This has been done by Dr. Allen, not from his own volition, but because he did not have sufficient material from the Cauca Valley to enable him to equalize the two series in the number of examples apportioned to each. These subspecies were established upon cranial characters chiefly, although the color of the specimens was not disregarded. As to the latter I find that Cauca Valley specimens have practically perfect representatives from Bonda, Santa Marta district, and Dr. Allen speaks of the "great local variation abundantly shown by a fine series of nine specimens from the Upper Cauca Valley collected at altitudes of from 3,000 to 6,000 feet" and of the *A. s. rubicunda* he states, this large series (examples), "shows a wide range of variations in color, which proves to be entirely independent of sex or age and largely independent of season." This agrees with my own experience of *A. SENICULUS* with the large series of these animals examined in the collections of the various European Museums. More or less slight variations in depths of shades, seen in specimens from the same or contiguous localities cannot therefore be relied upon as a character for establishing a race for this species, and I have shown in my remarks on the crania that the skulls, even of specimens from the same locality, vary in an almost incredible degree. Dr. Allen in his paper has given figures of the skulls of his two subspecies, which, if taken by themselves would seem to show that he had ample grounds for giving them distinctive rank, but on examining these crania, the differences exhibited, either disappear or are shown not to be confined exclusively to either form. At first sight of the figures exhibiting the under side of the skull, one is struck by the curvature of the tooth rows in the cranium of *A. s. rubicunda*, a feature not found in any individual of the *A. SENICULUS* type. On examining this skull it was seen that the last molar was abnormally placed, was out of its proper position, the one on the left side, (right side of the figure), was situated farther inward than the corresponding tooth on the opposite side, which was only slightly out of position, and this accounted for the curvature seen in the figure. The other skulls from the same locality had the tooth row perfectly straight as exhibited by the figure of the

Cauca Valley skull. In selecting his type Dr. Allen had quite overlooked the abnormal position of these last molars. The other cranial characters mentioned by Dr. Allen are mainly individual variations which are readily perceived in any considerable series of skulls of this species, but which, as I have already said, if judged by themselves without ample material for comparison might be considered as having specific or racial value. Any form, however, established upon these variations would create confusion and prove a stumbling block to all investigators.

In the table of measurements given by Dr. Allen in his paper, the *average* of the Cauca Valley specimens, shows their skulls to be slightly smaller, but if as many of them had been available as of the other series from Santa Marta, sixteen instead of eight, the probability would be, if the individuals were of a similar age, that the average would show little if any difference between the crania from the two localities.

As Linnæus' type came from Cartagena, these specimens from Colombia would undoubtedly represent the typical style of the species.

The specimen named and figured by Spix as *Mycetes stramineus* is in the Munich Museum. It is in poor condition, so changed by the accumulation of nearly a century's dust that its original color is indistinguishable. It seems to have been of a general uniform color, now pale straw yellow where a few spots of that color can be detected in various parts. The limbs and tail would appear to have been about the same color as the body; the beard and sides of face alone being a dark brownish. Spix gives the locality of this example as the forest between the Rio Negro and the Solimoens River near the boundaries of Peru. There is only one specimen in the Museum. This forest also extends on the eastern border of Colombia, and it is not improbable that *A. SENICULUS* is found there, ranging also to the borders of Peru.

Bates, (l. c.) speaks of a Howler from the Madeira River, which he attributes to the *Mycetes stramineus* Geoff., but which is possibly the *A. SENICULUS* Humb., as follows: "The only interesting mammalian animal which I saw at Villa Nova was a monkey of a species new to me; it was not however a native of the district, having been brought by a trader from the river Madeira, a few miles above Borda. It was a howler, probably the *Mycetes stramineus* Geoffroy St. Hilaire. The howlers are the only kinds of Monkey which the natives have not succeeded in taming. They are often caught but they do not survive captivity many weeks. The one of which I am speaking was not quite full grown. It measured sixteen inches in length, exclusive of the tail; the whole body was covered with rather long and shining dingy

white (?) hair, the whiskers and beard only being of a tawny hue. It was kept in a house, together with a Coaita and a Cairára monkey (*CEBUS ALBIFRONS*). Both these lively members of the monkey order seemed rather to court attention, but the *Mycetes* shrunk away when any one approached. When it first arrived, it occasionally made a gruff, subdued howling noise early in the morning. The deep volume of sound in the voice of the howling monkeys, as is well known, is produced by a drum-shaped expansion in the larynx. It was curious to watch the animal while venting its hollow cavernous roar, and observe how small was the muscular exertion employed. When howlers are seen in the forest there are generally three or four of them mounted on the topmost branches of a tree. It does not appear that their harrowing roar is emitted from sudden alarm; at least, it was not so in captive individuals. It is probable, however, that the noise seems to intimidate their enemies. I did not meet with the *Mycetes stramineus* in any other part of the Amazonian region. \* \* \* On the Upper Amazons the sole species seen was the *Mycetes ursinus* whose fur is of a shining yellowish red color." This is doubtless *M. SENICULUS*.

#### ALOUATTA MACCONNELLI Elliot.

*Alouatta macconnelli* Elliot, Ann. Mag. Nat. Hist., V, 8th Ser., 1910, p. 80; Allen, Bull. Am. Mus. Nat. Hist., N. Y., XXX, 1911, p. 271.

#### MACCONNELL'S HOWLER.

*Type locality.* Coast of Demerara. \*Type in British Museum.

*Geogr. Distr.* English and French Guiana, Cayenne to coast north of the Amazon. El Llagual, El Hacha, Paramo de Rosas, Venezuela, (Carriker).

*Genl. Char.* Upper parts unicolor from head, in adults. Under parts and flanks orange red.

*Color.* Head all around rich maroon red, entire upper parts golden yellow, tips of hairs in certain lights fiery golden, base of hairs black; arms to elbows, under parts, and forearms deep orange red; hands, legs below knees, feet and tail maroon red growing paler to tip. Ex type British Museum.

*Measurements.* Size same as *A. SENICULUS*. Skull: occipital region wanting; intertemporal width, 44.5; palatal length, 46.8; zygomatic width, about 86.8; median length of nasals, 21.3; length of upper

---

\*The type lacks hands and feet; the coloring of these was taken from another example.

molar series, 38.1; length of mandible, 107.7; length of lower molar series, 42.2; adult ♂. Ex type British Museum.

This form differs from *A. SENICULUS* in not having the dark hue on the upper part of the back, limbs, hands, feet and tail. The upper parts and flanks in the adults are a rich golden hue from the nape to the tail, and the under parts and limbs a beautiful orange red, quite different from the typical style on the north western part of the continent. Allen (l. c.) gives the following account of this species from Carriker's notes:

"The three specimens from northern Venezuela do not differ appreciably in color or otherwise from four others from El Llagual and Rio Mocho. There is a noteworthy sexual difference in color, the males being much more intensely colored throughout than the females.

"Common on the Caura and on the Cuyuni, and in less numbers most everywhere from sea level up to 4,000 feet (La Cumbre de Valencia), where heavy forest is found. Its presence is always quickly revealed in a locality by its tremendous roaring, which is really quite awe-inspiring. They are sluggish, morose brutes, impossible to tame, and are more often found in pairs or families than in troops. They will sit curled up for hours in the top of some giant tree, and as long as they believe themselves unseen, will not move, but even when disturbed, never move with the speed or agility of *Cebus* or *Ateles* (!)

"I have found them to be much troubled with 'screw worms,' especially around the neck. Other species seem to be able to remove them, as a rule. They are very tenacious of life, clinging to a branch after being riddled with shot, and even after death, only dropping after rigor mortis has passed and released the contracted muscles. They invariably howl at the first break of day and usually before a rain-storm. They are invariably very lean of body, being in that respect different from the other species, which at times are found exceedingly fat."

#### **ALOUATTA INSULANUS Elliot.**

*Alouatta insulanus* Elliot, Ann. Mag. Nat. Hist., V, 8th Ser., 1910, p. 79.

TRINIDAD HOWLER.

*Type locality.* Island of Trinidad. Type in British Museum.

*Genl. Char.* Size small, color nearly uniform throughout, limbs only slightly darker than the body.

*Color.* Head and whiskers maroon, darkest on chin and throat; upper part of body and flanks red, in certain lights with a golden

lustre; limbs, hands and feet, bright red with a maroon tinge on fore-arms; tail at root bright maroon grading into golden and growing paler at the tip. Ex type British Museum.

*Measurements.* Total length, 1,120; tail, 600; foot, 105; no skull.

This red Howler in general appearance resembles somewhat the form from the Juara River in the western portion of South America, but is considerably smaller in size, has not so much of the golden color of the body, and the limbs and tail are much paler, more the hue of the body. It is even more entitled to the name of Red Howler than is the *A. JUARA*.

#### **ALOUATTA JUARA** Elliot.

*Alouatta juara* Elliot, Ann. Mag. Nat. Hist., V, 8th Ser., 1910, p. 80.

#### **GOLDEN HOWLER.**

*Type locality.* Rio Juara, Upper Amazon. Type in British Museum.

*Genl. Char.* General color golden red; arms and legs darker.

*Color.* Head and whiskers bright maroon, darkest under chin; upper part of body and flanks golden red; arms and legs, hands and feet, maroon darker than body; under parts and inner side of limbs red; tail maroon at base grading into golden red similar to body. Ex type British Museum.

*Measurements.* Total length, 1,145; tail, 625; foot, 130. Skull: total length, 126.3; occipito-nasal length, 104.9; intertemporal width, 40.2; breadth of braincase, 54.5; Hensel, 106.2; zygomatic width, 81.4; median length of nasals, 25.9; palatal length, 44.3; length of upper molar series, 35.8; length of mandible, 94.8; length of lower molar series, 42.9. Ex type British Museum.

The peculiarity of this species is its general red color, the bright maroon of the head grading into the golden red of the body without any marked line to separate the hues. Its general aspect is that of a red monkey with dark limbs. The basal half of the tail is maroon, darker than the head, more nearly the color of the thighs, the remainder much lighter. Two specimens are in the British Museum procured on the Rio Juara, Upper Amazon.

#### **ALOUATTA SARA** Elliot.

*Alouatta sara* Elliot, Ann. Mag. Nat. Hist., V, 8th Ser., 1910, p. 81.

*BOLIVIAN HOWLER.*

*Type locality.* Province of Sara, Bolivia. Type in British Museum.

*Genl. Char.* Color of body uniform, limbs only slightly darker; under parts yellowish not orange red as in the Guiana monkey. Black band around face to beneath chin.

*Color.* Head very dark maroon, band across forehead down sides of head in front of ears, meeting beneath chin, black; upper parts of body and flanks and arms to elbows pale golden orange, darkest on dorsal line, base of hairs black; forearms and legs, hands, feet and tail above, orange red, paler than sides of head; hairs on under parts nearly gone but apparently yellowish with a red tinge; the hairs of flanks along abdomen yellowish red not at all like the orange red of the Guiana example; under side of thigh yellowish red, and tail beneath pale red. Ex type British Museum.

*Measurements.* Total length, 1,125; tail, 590; foot, 130; ear, 40, (Collector). Skull: total length, 110.4; occipito-nasal length, 92; intertemporal width, 43; Hensel, 89.6; zygomatic width, 68.2; length of nasals, 17.4; palatal length, 35.5; length of upper molar series, 32; length of mandible, 81.2; length of lower molar series, 38.2. Ex type British Museum.

The above described example from Bolivia is a female, and therefore there can be no comparison between it and that of the one from Guiana which is an old male. The coloring of the upper part of the body in the two animals is not unlike when they are brought under the same light, but beneath, along the flanks, the Bolivian animal has none of the rich orange red characteristic of the eastern species, but is yellowish red on this part.

Two examples from the Province of Sara are in the British Museum, one of which is young.







PITHECIA MONACHA.

No. 8.5.9.1. Brit. Mus. Coll. Nat. Size.

## Subfamily 3. Pithecinae.

## GENUS PITHECIA. SAKIS.

I.  $\frac{2-2}{2-2}$ ; C.  $\frac{1-1}{1-1}$ ; P.  $\frac{3-3}{3-3}$ ; M.  $\frac{3-3}{3-3} = 36$ .

**PITHECIA** Desm., Nouv. Dict. Hist. Nat., XXIV, 1804, p. 8. Type

*Simia pithecia* Linnæus.

*Yarkea* Less., Spec. Mamm., 1840, p. 176.

*Chiropotes* Less., Spec. Mamm., 1840, p. 178.

Hair long, thick, divided by a central line on the head, and falling down partly covering the face; thick beard on the chin; ears large; tail long, thick, bushy, non-prehensile. Incisors of both jaws project forwards, the inner pair larger than the outer which are very small; canines long, conical; first premolar the smallest and with only one cusp; molars with grooved crowns, and four cusps.

The members of this genus are peculiar in having the body usually covered by long, coarse hairs. The tail, which is longer or as long as the body, is also covered with a similar coarse hair, being in certain species quite bushy. Another peculiarity is the thrust forward of the incisors both of the upper and lower jaws. In the brain the cerebellum and olfactory lobes are covered by the cerebrum, and the ribs are broad and consist of twelve pairs except *P. PITHECIA* which has thirteen.

They are timid and very delicate creatures, usually surviving but a brief period in captivity, and become much attached to whoever cares for them.

These monkeys are found in the Guianas, the forests of the Orinoco and its tributaries, and the valley of the Amazon, extending their range westward into Ecuador and Peru. Eight species are here recognized.

## LITERATURE OF THE SPECIES.

1766. *Linnæus, Systema Naturæ.*

PITHECIA PITHECIA first described as *Simia pithecia*.

1777. *Erxleben, Systema Regni Animalis.*

In this work under the genus *CALLITHRIX* various species are

ranged, none of which are now included in it. *Callithrix pithecia* for PITHECIA PITHECIA is the first one given.

1807. *Hoffmannsegg, in Magazin für die neuesten Entdeckungen in der gesammten Naturkunde.*

PITHECIA SATANAS as *Cebus satanas* first described.

1811. *Humboldt et Bonpland, Recueil d'Observations de Zoologie et d'Anatomie Comparée.*

In the subdivision *Pithecia*, all the species are retained in *Simia*. PITHECIA CHIROPOTES first described as *Simia chiropotes*. Other species given are (*S.*) SATANAS; (*S.*) *rufiventer* = P. PITHECIA; (*S.*) MONACHUS first described; (*S.*) *azarae* = AOTUS MIRIQUOUINUS; (*S.*) *leucocephalus* var. C. P. MONACHUS; 2d subgenus *Yarkea*, with (*Y.*) *leucocephala* = P. PITHECIA middle age! *P. hirsuta* Spix, young, and *P. inusta* = P. MONACHUS; 3d subgenus *Chiropotes*, with (*C.*) *curio* = P. SATANAS; var. A. (*C.*) CHIROPOTES; var. B. *P. sagulato* = P. CHIROPOTES. The discrimination shown of the specific values is not great, and the arrangement confusing and unnecessarily complicated.

1842. *J. E. Gray, in Annals and Magazine of Natural History.*

PITHECIA PITHECIA redescribed as *P. pogonias*.

1844. *J. E. Gray, in Zoology of the Voyage of the Sulphur. Mammalia.*

PITHECIA MONACHA redescribed as *P. irrorata*; *P. pogonias*, and *P. leucocephala* both = P. PITHECIA.

1848. *I. Geoffroy Saint-Hilaire, in Comptes Rendus de l'Académie des Sciences, Paris.*

PITHECIA ALBINASA first described.

1850. *I. Geoffroy Saint-Hilaire, in Comptes Rendus de l'Académie des Sciences, Paris.*

PITHECIA CHRYSOCEPHALA first described.

1851. *I. Geoffroy Saint-Hilaire, Catalogue des Primates.*

Six species of PITHECIA are here given. They are *P. leucocephala* = P. PITHECIA; P. CHRYSOCEPHALA; *P. rufiventer* = P. PITHECIA; P. MONACHUS; P. ALBINASA; and P. SATANAS.

1855. *Wagner, Schreber, Die Säugthiere in Abbildungen nach der Natur mit Beschreibungen. Supplementband.*

Seven species are here recognized but only three belong to the genus PITHECIA. *P. leucocephala* with B. *P. rufiventer* = P. PITHECIA; P. ALBINASA; P. SATANAS; P. CHIROPOTES. The other species mentioned belong to the genus CACAJO.

1860. *J. E. Gray, in Proceedings of the Zoological Society of London.* Four species are here given. *P. CHRYSOCEPHALA*; *P. MONACHA*, with *P. irrorata* Gray, as a synonym; *P. rufiventer* = *P. PITHECIA*, with *P. pogonias* Gray, as a synonym; and *P. ALBICANS* described for the first time. Two others are mentioned as apparently distinct, *P. leucocephala* Geoff., = *P. PITHECIA*; and *P. ALBINASA*. These had not been seen by this Author.
1862. *Reichenbach, Die Vollständigste Naturgeschichte der Affen.* In this work the species of *PITHECIA* are divided between that genus and *Yarkea* as follows: *P. rufiventer* = *P. PITHECIA*; *P. CAPILLIMENTOSA*; *P. CHRYSOCEPHALUS*; (*Y.*) *leucocephala* = *P. PITHECIA*; (*Y.*) *ochrocephala* = *P. CHRYSOCEPHALA*; (*Y.*) *inusta* = *P. PITHECIA*; and (*Y.*) *irrorata* = *P. PITHECIA*; *B. israelita* Gray = *P. CHIROPOTES* as does also *C. sagulata* Gray.
1870. *J. E. Gray, Catalogue of Monkeys, Lemurs and Fruit-eating Bats, in British Museum.* The species of *PITHECIA* are here divided into two Tribes, *Pithecina* and *Brachyurina*. The first contains the genus *PITHECIA* with four species, viz.: *P. ALBICANS*; *P. rufiventer* = *P. PITHECIA*; *P. leucocephala* = *P. PITHECIA*; and *P. MONACHA*. *Brachyurina* has two genera *Chiropotes*, with (*C.*) *SATANAS*; (*C.*) *sagulata* = *P. CHIROPOTES*; (*C.*) *ater* = *P. SATANAS*; and (*C.*) *ALBINASA*. The second genus *Ouakaria* has three species, all of which are now included in the genus *CACAJAO*.
1876. *Schlegel, Muséum d'Histoire Naturelle des Pays-Bas, Simiæ.* In this work nine species are placed in the genus *PITHECIA*, viz., *P. nocturna* = *P. CHRYSOCEPHALA* Geoff., which is considered a variation from the typical style. *Simia* *PITHECIA* Linn., is given among the synonyms, but, although it has a prior claim, is not adopted as the name of the species. *P. MONACHA*; *P. ALBINASA*; *P. CHIROPOTES*; *P. SATANAS*; *P. melanocephala*, *P. calva*, *P. rubicunda* and *P. alba*, the last four not belonging to *PITHECIA*, but now contained in the genus *CACAJAO*, but *P. alba* is a supposititious species no example having ever been procured.
1883. *A. von Pelzeln, Brasilische Säugethiere, Resultate von Johann Natterer's Reisen in der Jahren 1817 bis 1835.* Five species of *PITHECIA* are here recorded as follows: *P. leucocephala* Audeb., = *P. PITHECIA* Linn.; *P. CHRYSOCEPHALA*; *P. hirsuta* = *P. MONACHA*; *P. CHIROPOTES*; and *P. SATANAS*.

## GEOGRAPHICAL DISTRIBUTION OF THE SPECIES.

On the northeastern corner of South America in French Guiana, two species of this genus are found, one *P. CAPILLIMENTOSA* not having been, as yet, procured elsewhere; the other *P. PITHECIA* with a wider known range, being a resident of British Guiana for 300 miles into the interior, (Sclater, Proc. Zool. Soc. Lond., 1866, p. 305); and Guiana possesses two additional species, *P. SATANAS* and *P. CHIROPOTES*, ranging on the Upper Orinoco, Rio Tocantins and Rio Negro; the first named having been obtained at Para; the latter also on the Rio Branco, Brazil, and, according to Bates, it goes to Peru. On the Upper Amazon near Ega on the Solimoens *P. ALBICANS* was procured, its range unknown; and on the banks of the Rio Negro near Barra *P. CHRYSOCEPHALA* occurs. At or near Santarem on the Lower Amazon *P. ALBINASA* was found. The most extensive known range of any of the species is that of *P. MONACHA*, which occurs on both banks of the Upper Amazon, on the Rio Negro, Rio Madeira and Rio Marmoré, in the vicinity of Tabatinga on the Rio Solimoens, and into Peru, where it has been procured on the Rio Javari and Rio Ucayali. The species has also been obtained on the Rio Marona in Western Ecuador.

## KEY TO THE SPECIES.

- A. Size large.
- a. Hair of head long, projecting forward on face.
    - a.' Color black, hairs tipped with white, hands and feet grayish white .....*P. monacha*.
    - b.' Color clove brown, some hairs white tipped, hands and feet black.....*P. capillimentosa*.
    - c.' Back and tail only black, rest whitish.....*P. albicans*.
  - b. Hair of head short, not projecting on face.
    - a.' Head white .....*P. pithecia*.
    - b.' Head ochraceous buff .....*P. chrysocephalus*.
    - c.' Head black, nose scarlet, tip black.....*P. albinasa*.
- B. Size small.
- a. Back black, washed with brown .....*P. satanas*.
  - b. Back golden brown .....*P. chiropotes*.

**PITHECIA MONACHA** E. Geoffroy.

*Pithecia monachus* E. Geoff., Ann. Mus. Hist. Nat. Paris, XIX, 1812, p. 116; *Id.* Cours Hist. Nat. Mamm., 1828, p. 24, 10me




CACAJAO RUBICUNDUS.



PITHECIA MONACHUS.



PITHECIA PITHECIA.







PITHECIA MONACHA



Leçon; I. Geoff., Cat. Primates, 1851, p. 55; Casteln., Expéd. Amér. Sud, 1855, p. 17, pl. III; Dahlb., Stud. Zool. Fam. Reg. Anim. Natur., fasc. I, 1856, pp. 178, 179; Gray, Proc. Zool. Soc. Lond., 1860, p. 230; 1872, p. 664; Flow., Proc. Zool. Soc. Lond., 1862, p. 326, pl. XXXVII; Gray, Cat. Monkeys, Lemurs and Fruit-eating Bats, Brit. Mus., 1870, p. 59; Forbes, Handb. Primates, I, 1894, p. 182.

*Simia (Pithecia) monacha* Humb., Recueil Observ. Zool., 1811, (1815), p. 359.

*Pithecia hirsuta* Spix, Sim. et Vespert. Bras., 1823, p. 14, pl. IX; Less., Spec. Mamm., 1840, p. 178; Bates, Nat. Riv. Amaz., 1868, p. 314; von Pelz., Zool.-Bot. Ges. Wien, 1883, Beiheft.

*Pithecia inusta* Spix, Sim. et Vespert. Bras., 1823, p. 15, pl. X; Less., Spec. Mamm., 1840, p. 179; Gray, Proc. Zool. Soc. Lond., 1860, p. 229.

*Pithecia irrorata* Gray, Voy. Sulphur, Zool., 1844, p. 14, pl. III; Wallace, Proc. Zool. Soc. Lond., 1852, p. 108.

*Yarkea hirsuta* Reichenb., Vollständ. Naturg. Affen, 1862, p. 27, figs. 78, 79.

*Yarkea inusta* Reichenb., Vollständ. Naturg. Affen, 1862, p. 27, fig. 72.

*Yarkea monacha* Reichenb., Vollständ. Naturg. Affen, 1862, p. 28, fig. 80.

*Yarkea irrorata* Reichenb., Vollständ. Naturg. Affen, 1862, p. 29, fig. 82.

*Pithecia monacha* Schleg., Mus. Pays-Bas, Simiæ, 1876, p. 220.

**HAIRY SAKI.**

*Type locality.* "Probablement le Brésil."

*Geogr. Distr.* North bank of the Upper Amazon from Tonantins extending into Peru. South bank of the Upper Amazon, (Wallace); Macas, Ecuador, (Buckley); Cidade do Matto Grosso, Rio Marmoré; Destacamento do Ribeiro am Madeira; Barra do Rio Negro, Brazil, (Natterer).

*Genl. Char.* Hairs long, harsh, loosely set, directed forward about the head forming a hood; face bare, or covered with short hairs; nostrils lateral, separated rather widely; ears, large, round, naked.

*Color. Male.* Face and ears purplish brown; face sometimes covered with short white hairs; head covered with short hairs, white from above eyes to crown; black and white on crown and sides, extend-

ing on to the throat; lips covered with short white hairs; upper parts of body, limbs and tail black, the hairs tipped with yellowish white, becoming brownish on rump; throat and breast ochraceous buff; rest of under parts purplish prune or purplish black; hands and feet yellowish white; inner sides of arms and legs black.

*Female.* Face bare, dark purplish brown, nose almost black, around eyes paler, and sparingly covered with short white hairs; top and back of head, neck, shoulders, back, thighs and tail black washed with yellowish white; rump, pale yellowish brown, base of hairs brownish black; forearm black, hairs white tipped; hands and feet white; tail black, hairs with pale brown tips; throat, breast, belly and inside of thighs pale brown; nails black. Flower's description of ♀.

*Measurements.* Total length about 880; tail, 508. Skull: occipitonasal length, 80; zygomatic width, 62; intertemporal width, 38; palatal length, 27; breadth of braincase, 47; median length of nasals, 17; length of upper molar series, 18; length of mandible, 59; length of lower molar series, 22.

The type of *Pithecia imusta* Spix, is in the Munich Museum and can in no way be separated from *P. MONACHA*. It is a full grown animal in good condition and came from the forests of the Tonantins, an affluent of the Solimoens River, near Tabatinga.

Bates, writing about this monkey under the name of Paranaçu (l. c.) states that it is a timid, inoffensive creature, and is found on the "terra firma" lands of the north shore of the Solimoens from Tonantins to Peru. It is a very delicate animal rarely living in captivity for any length of time, but if one succeeds in keeping it alive for any considerable period, it makes a very affectionate pet. While the Cebi exceed all the American monkeys in intelligence, the Coaita, (*ATELEUS PANISCUS*) has the most gentle and affectionate disposition, but the Paranaçu although a dull, cheerless animal exceeds all in its capability of attachment to man. It is not lacking in intelligence, as the following incident shows. A neighbor had gone out in the morning leaving his pet behind, and the monkey missing its friend decided it would come to Mr. Bates as was its habit, and so the Paranaçu took a short cut over gardens, trees and thickets, as a neighbor saw it on its way, and came directly to Mr. Bates' dwelling. Not finding its master there, it climbed on to a table and sat down, and with an air of quiet resignation waited for him. Soon after its owner entered and his pet jumped at once to its usual perch on his shoulder.

**PITHECIA CAPILLIMENTOSA Spix.**

*Pithecia capillimentosa* Spix, Sim. et Vespert. Bras., 1823, XVI, pl. XI; Gray, Proc. Zool. Soc. Lond., 1860, p. 229; Reichenb., Vollständ. Naturg. Affen, 1862, p. 25, fig. 73.

*Pithecia rufiventer* (nec Geoff.), Wagn., Schreb., Säugth. Suppl., I, 1840, p. 222, (desc. nec Syn.).

*Type locality.* Cayenne. Type in Munich Museum.

*Genl. Char.* Hair very long and loose on hinder part of head, and inclined to stand erect. Face covered with short hairs.

*Color.* Forepart of head and sides yellowish white, the hairs being black at base with yellowish white tips; upper parts of body and flanks clove brown, the long hairs falling over the shoulders, and on arms above elbows tipped with yellowish white; forearms, hands and feet jet black; throat, breast and abdomen buff, rest of under parts to vent clove brown; tail very bushy, clove brown.

*Measurements.* Total length, 475; tail, 220; foot, 90. Skull in specimen. Ex type Munich Museum.

The type is a young animal, perhaps half grown, and has generally been considered the same as *PITHECIA PITHECIA* (Linn.). It is, however, much nearer *P. MONACHA* (Humboldt), but differs from that species in its jet black hands and feet, and in having the buff on the under parts extending to the lower part of the abdomen. Compared with a young *P. MONACHA* of about the same size and probably age, it differs in the much longer hairs on the head and neck rising, as Spix states, like a wig, (but not shown in his plate), in the much greater extent of the buff color on the under parts, and strikingly in the totally different color of the hands and feet, as there is no indication whatever of the grayish or yellowish white hue which makes the hands and feet of *P. MONACHA* so conspicuous a feature of that species. There seems to be no alternative but to consider Spix's type as representing a distinct form. Like so many of Spix's figures, the one given of this type does not represent the animal either in color or in the length and peculiar disposition of the hairs. Spix did not collect this specimen, but found it in the collection of the Munich Museum, and it was in the register of 1816 as having come from Cayenne. This is on one of the tickets now attached to the type. Of course this was before Spix made his journey to Brazil. He does not say in his work what the locality of his type was, but merely gives a description of the animal and a figure.

**PITHECIA ALBICANS Gray.**

*Pithecia albicans* Gray, Proc. Zool. Soc. Lond., 1860, p. 231, pl. LXXXI; *Id.* Cat. Monkeys, Lemurs and Fruit-eating Bats, Brit. Museum, 1870, p. 59; Bates, Nat. Riv. Amaz., II, 1863, p. 314; Schleg., Mus. Pays-Bas, Simiæ, 1876, p. 216.

*Yarkea albicans* Reichenb., Vollständ. Naturg. Affen, 1862, p. 27, no fig.

**WHITISH SAKI.**

*Type locality.* Lake Teffé, near Éga, on the Solimoens River, Brazil. Type in British Museum.

*Geogr. Distr.* Tonantins to Peru, on the Solimoens River, Brazil.

*Genl. Char.* Size large. Hair long and loose hanging down the sides to knees and elbows; tail long, bushy; hair on back of head leaning forward, forming a hood as in *P. MONACHA*.

*Color.* Face covered with short white hairs; head, shoulders, sides of body, limbs, hands and feet whitish; back, upper part of sides and tail black, the hairs with whitish tips; under parts russet; hands and feet whitish or grayish. Ex type in British Museum.

*Measurements.* About the size of *P. MONACHA*.

The type and paratypes of this form described by Gray are in the British Museum Collection, and seem entitled to be regarded as distinct. They differ in color from all other *Pitheciæ*. The adult does not agree with Gray's description for the shoulders and arms are not black, but whitish, the black of the back only covering the back between the shoulders, and there is no black whatever on the arms. The 'whitish' of Gray's description has now become a pale, dirty, yellowish brown, probably giving a very incorrect idea of the animal's appearance in life. The hairs on hands and feet are quite short, the long hairs not going beyond the wrists and ankles. The long hair of the head comes forward to the face as in *P. MONACHA*, but the texture is quite different from the hair of that species, being not harsh and straight but having an inclination to curl.

Bates, to whose book I have so often referred, says, (l. c.) that this monkey is found on the banks of the Teffé south of the Solimoens. An individual, since placed in the British Museum, was a pet of a young Frenchman at Éga. It was so tame that it followed him like a dog about the streets. Its owner was a tailor, and the monkey passed most of the day on his shoulder while he was at work. It was not friendly, however, to any other person.

## PITHECIA PITHECIA (Linnæus).

- Simia pithecia* Linn., Syst. Nat., I, 1766, p. 40; Bodd., Elench. Anim., 1784, p. 63; Gmel., Syst. Nat., I, 1788, p. 39.
- Simia leucocephala* Audeb., Hist. Nat. Singes et Makis, Fam. VI, Sec. I, 1797, p. 9, fig. 2.
- Pithecia nocturna* Illig., Abhandl. Königl. Akad. Berlin, 1804-1811, p. 107; Schleg., Mus. Pays-Bas, Simiæ, 1876, p. 217, (Part.); Anders., Cat. Mamm. Ind. Mus. Calc., 1881, p. 86.
- Simia (Pithecia) leucocephala* Humb., Obs. Zool., I, 1811, (1815), p. 359.
- Simia (Pithecia) rufiventer* Humb., Obs. Zool., I, 1811, (1815), p. 358.
- Pithecia leucocephala* E. Geoff., Ann. Mus. Hist. Nat. Paris, XIX, 1812, p. 117; *Id.* Cours Hist. Nat. Mamm., 1828, p. 24, 10me Leçon; Kuhl, Beitr. Zool., 1820, p. 45; Gray, List Spec. Mamm. Brit. Mus., 1843, p. 3; *Id.* Voy. Sulphur, 1844, p. 12, pl. II; I. Geoff., Cat. Primates, 1851, p. 54; Dahlb., Stud. Zool. Reg. Fam. Anim. Natur., fasc. I, 1856, pp. 177, 178; Gray, Proc. Zool. Soc. Lond., 1860, p. 231; *Id.* Cat. Monkeys, Lemurs and Fruit-eating Bats, Brit. Mus., 1870, p. 57; Sclat., Proc. Zool. Soc. Lond., 1871, p. 228.
- Pithecia rufiventer* E. Geoff., Ann. Mus. Hist. Nat. Paris, XIX, 1812, p. 116; *Id.* Cours Hist. Nat. Mamm., 1828, p. 18, 10me Leçon; Less., Spec. Mamm., 1840, p. 175; Wagn., Abhandl. Akad. Münch., V, 1848, Pt. II, p. 436, ♀; I. Geoff., Cat. Primates, 1851, p. 55, ♀; Dahlb., Stud. Zool. Fam. Reg. Anim. Natur., fasc. I, pp. 178, 179; Gray, Proc. Zool. Soc. Lond., 1860, p. 230; *Id.* Cat. Monkeys, Lemurs and Fruit-eating Bats, Brit. Mus., 1870, p. 60.
- Yarkea leucocephala* Less., Spec. Mamm., 1840 p. 177; Reichenb., Vollständ. Naturg. Affen, 1862, p. 26, figs. 75, 76.
- Pithecia pogonias* Gray, Voy. Sulphur, 1844, p. 13, pl. II, ♀.
- Yarkea rufiventer* Reichenb., Vollständ. Naturg. Affen, 1862, p. 26, figs. 71, 72.
- Yarkea pogonias* Reichenb., Vollständ. Naturg. Affen, 1862, p. 29, fig. 81.
- Pithecia pithecia* Forbes, Handb. Primates, I, 1894, p. 185; Elliot, Cat. Mamm. Field Columb. Mus., VIII, F. C. M. Pub., 1906, p. 556, fig. LXXXII, Zool. Ser.
- WHITE-HEADED SAKI.  
Type locality. Guiana.

*Geogr. Distr.* Interior of Demerara, French Guiana; British Guiana; and the region of the Rio Negro and Rio Branco, Brazil.

*Genl. Char.* Hair very long both on body and tail; sexes differently colored.

*Color. Male.* Head grayish white, becoming yellowish on sides and tawny ochraceous about the lips and throat; face naked, black, and a narrow black naked line on the center of the head dividing the white hairs; entire rest of pelage, body, limbs, hands, feet and tail black.

*Female.* Brownish black, hairs tipped with buff or buff yellow; belly red.

*Measurements.* Total length about 750; tail, 400. Skull: occipitonasal length, 69; zygomatic width, 49; intertemporal width, 35; palatal length, 33; breadth of braincase, 42; median length of nasals, 14; length of upper molar series, 16; length of mandible, 48; length of lower molar series, 19.

Gray (l. c.) refers his *P. leucocephala* to *P. CHRYSOCEPHALA* Geoff., having never seen the type specimen and considers Geoffroy's *P. leucocephala* as distinct. In this he was mistaken, as both Gray's and Geoffroy's *leucocephala* are the same, and not separable from *P. PITHECIA* Linn. In the same paper, Proc. Zool. Soc. Lond., 1860, he refers his *P. irrorata* correctly to *P. MONACHA*.

There are two specimens in the Paris Museum marked *P. rufiventer* but neither are marked "Type," and the whereabouts of that important example is unknown. The type of *Pithecia pogonias* Gray, is in the British Museum. It is a female with the red belly, and in all respects resembles the females of *P. PITHECIA*. A specimen in the Paris Museum marked "Type" on the label, and on the bottom of the stand, "*leucocephalus* G. St. H." is probably Audebert's type which is exactly the same as *S. PITHECIA* Linn. It is a male.

#### PITHECIA CHRYSOCEPHALA I. Geoffroy.

*Pithecia chrysocephala* I. Geoff., Compt. Rend., 1850, p. 875; *Id.* Cat. Primates, 1851, p. 55; *Id.* Archiv. Mus. Hist. Nat. Paris, V, 1852, p. 557, pl. XXIX; Gray, Proc. Zool. Soc. Lond., 1860, p. 230; Sclat., Proc. Zool. Soc. Lond., 1871, p. 228; von Pelz., Bras. Säugth., 1880, p. 14.

*Pithecia rufibarbata* Kuhl, Beitr. Zool. 1820, p. 44, ♀; Less., Spec. Mamm., 1840, p. 175.

*Pithecia ochrocephala* Kuhl, Beitr. Zool., 1820, p. 44, juv.; Less., Spec. Mamm., 1840, p. 175.



*Yarkea ochrocephala* Reichenb., Vollständ. Naturg. Affen, 1862, p. 26.

*Pithecia nocturna* Schleg., Mus. Pays-Bas, Simiæ, 1876, p. 217. (Part.).

**GOLDEN-HEADED SAKI.**

*Type locality.* "Banks of the Amazon." Type not in Paris Museum.

*Geogr. Distr.* Near Barra, Rio Negro, (Natterer).

*Genl. Char.* Head ochraceous buff instead of white. Teeth large; throat and chest bare, black. Lips covered with short white hairs.

*Color. Male.* Head and sides of throat ochraceous buff, divided by a black naked line on top of head; rest of pelage of body, limbs, hands, feet and tail black.

*Female.* General color of head, upper parts, flanks, limbs, hands, feet and tail brownish black, hairs tipped with buff. This color is very prominent on the forehead, about ears and beneath eyes; under parts and inner side of limbs orange buff. Several specimens are in the Vienna Museum collected by Natterer at Paraguaçu, Barra do Rio Negro.

*Measurements.* Total length about 670; tail, 340. Skull: occipito-nasal length, 65; zygomatic width, 46; intertemporal width, 33; palatal length, 23; breadth of braincase, 39; median length of nasals, 13; length of upper molar series, 17; length of mandible, 42; length of lower molar series, 20. Ex specimen from Rio Negro in British Museum called *leucocephala*.

This species varies considerably both among adult individuals and also at different ages; the young being more or less reddish brown and the females resembling young males, reddish brown hairs tipped with buff in the color of their pelage, with a white band bordering the front of the cheek.

Kuhl's types of *P. ochrocephalus* and *P. rufibarbata* are both in the Leyden Museum and both are immature. *P. ochrocephalus* has begun to assume the black pelage on different parts of the body, especially on the limbs, the hairs of which are tipped with ochraceous; and the hairs around face and on front of head are buff, probably faded, and much paler than the adult *P. ochrocephalus*. *P. rufibarbata* is a very young animal about half grown and completely in the brown pelage.

**PITHECIA ALBINASA I. Geoffroy et Deville.**

*Pithecia albinasa* I. Geoff. et Deville, Compt. Rend., XXVII, 1848, p. 498; I. Geoff., Cat. Primates, 1851, p. 56; *Id.* Archiv.

Mus. Hist. Nat., Paris, V, 1852, p. 559; Casteln., Expéd. Amér. Sud, 1855, p. 16, pl. II, fig. 12, juv.; Dahlb., Stud. Zool. Fam. Reg. Anim. Natur., fasc. I, pp. 177, 178; Gray, Proc. Zool. Soc. Lond., 1860, p. 231; Sclat., Proc. Zool. Soc. Lond., 1881, p. 258, pl. XXIV; Forbes, Handb. Primates, I, 1894, p. 188, pl. XVII.

*Yarkea albinasa* Reichenb., Vollständ. Naturg. Affen, 1862, p. 127.

*Chiropotes albinasa* Gray, Cat. Monkeys, Lemurs and Fruit-eating Bats, Brit. Mus., 1870, p. 61.

WHITE-NOSED SAKI.

*Type locality.* Santarem, Lower Amazon. Type in Paris Museum.

*Color.* Entire pelage, head, body, limbs, hands, feet and tail, jet black; face around eyes and upper part of nose, black; lower part of nose to tip, lips and chin covered with short white hairs.

*Measurements.* Total length, 665; tail, 310; foot, 120. No skull.

The type I should judge to be a half grown individual, for, as the measurements show, it is very small. The skull being unfortunately wanting, no estimate of its age can be given. The white of the nose, lips and chin is very conspicuous.

The locality given above is written on the bottom of the stand.

PITHECIA SATANAS (Hoffmannsegg).

*Simia satanas* Hoffmanns., Mag. Ges. Nat. Freunde, Berlin, X, 1807, p. 93.

*Simia (Pithecia) satanas* Humb., Obs. Zool., 1811, (1815), p. 314, pl. XXVII.

*Pithecia satanas* E. Geoff., Ann. Mus. Hist. Nat. Paris, XIX, 1812, p. 115; I. Geoff., Cat. Primates, 1851, p. 56; Wagn., Schreb., Säugth. Suppl., V, 1855, p. 102; Dahlb., Stud. Zool. Fam. Reg. Anim. Nat., fasc. I, 1856, pp. 177, 178; Sclat., Proc. Zool. Soc. Lond., 1864, p. 712, pl. XLI; 1871, p. 228; Schleg., Mus. Pays-Bas, Simiæ, 1876, p. 224; Forbes, Proc. Zool. Soc. Lond., 1882, p. 442; von Pelz., Bras. Säugth., 1883, p. 16; Forbes, Handb. Primates, I, 1894, p. 186.

*Brachyurus satanas* E. Geoff., Cours Hist. Nat. Mamm., 1828, p. 25, 10me Leçon.

*Saki noir* F. Cuv., Hist. Nat. Mamm., pl. LXXVIII, juv.

*Chiropotes curio* Less., Spec. Mamm., 1840, p. 179.

*Pithecia satanas* var. a. *nigra*, Wagn., Schreb., Säugth. Suppl., 1855, V, p. 102.

*Chiropotes satanas* Reichenb., Vollständ. Naturg. Affen, 1862, p. 73, figs. 179-182; Gray, Cat. Monkeys, Lemurs and Fruit-eating Bats, Brit. Mus., 1870, p. 61.

*Chiropotes ater* Gray, Cat. Monkeys, Lemurs and Fruit-eating Bats, Brit. Mus., 1870, p. 61, juv.

**BLACK SAKI.**

*Type locality.* Cameta, on the right bank of the Rio Tocantins near its mouth, Brazil.

*Geogr. Distr.* British Guiana; forests near Para, Lower Amazon; banks of the Rio Orinoco, Rio Tocantins and Rio Negro, Brazil.

*Genl. Char.* Size moderate; fur soft; hair on crown in young radiating from center and falling evenly around the head; in adult divided by a central line; tail long, bushy; whiskers long, and moderate beard on chin.

*Color.* General color of pelage black, with the back washed with brown; more so in the female than in the male; hands and feet black. Female does not differ in color from the male but has a shorter beard.

*Measurements.* Total length, 863; tail, 406. Skull: occipito-nasal length, 72; zygomatic width, 48; intertemporal width, 39; palatal length, 26; breadth of braincase, 49; median length of nasals, 8; length of upper molar series, 17; length of mandible, 42; length of lower molar series, 20.

I have examined the *Chiropotes niger* Gray, type in British Museum, and find it to be undoubtedly this species. It is not 'shining black,' but has quite a brown back, and is probably not a young individual, the hair on head radiating from the center.

**PITHECIA \*CHIROPOTES (Humboldt).**

*Simia (Pithecia) chiropotes* Humb., Obs. Zool., I, 1811, (1815), p. 311.

*Pithecia chiropotes* E. Geoff., Ann. Mus. Hist. Nat. Paris, XIX, 1812, p. 116; Kuhl, Beitr. Zool., 1820, p. 43; I. Geoff., Cat. Primates, 1851, p. 56; Dahlb., Stud. Zool. Fam. Reg. Anim.

---

\*Trouessart in his Catalogus Mammalium, p. 43, gives among the synonyms of this species, *P. chiropotes satanas* var. *fulvo-fusca* Hoffmann, 1807, but no page cited. After most diligent search I cannot find that Hoffmannsegg ever gave the name *fulvo-fusca* to any species of monkey. It certainly is not mentioned in the Mag. Ges. Nat. Freunde, Berl., X, 1807, where *P. SATANAS* is described, nor in any other volume of the Magazine, and Dr. Trouessart must have been misled in citing the name attributed to Hoffmannsegg. Had this Author really called the species known as *CHIROPOTES*, *fulvo-fusca*, the latter appellation would have taken precedence.

Nat., fasc. I, 1856, pp. 177, 178; Sclat., Proc. Zool. Soc. Lond., 1871, p. 228; Schleg., Mus. Pays-Bas, Simiæ, 1876, p. 224; von Pelz., Bras. Säugth., 1883, p. 116; Forbes, Handb. Primates, I, 1894, p. 187.

*Simia sagulata* Traill, Mem. Wern. Soc., III, 1821, p. 167.

*Brachyurus israelita* Spix, Simiar. et Vespert. Bras., 1823, p. 11, pl. VII; Wagn., Abhandl. Bay. Akad. Münch., V, p. 433, (Part.).

*Pithecia sagulata* Less., Man. Mamm., 1827, p. 59.

*Brachyurus chiropotes* E. Geoff., Cours Hist. Nat. Mamm., 1828, p. 26, 10me Leçon.

*Chiropotes israelita* Reichenb., Vollständ. Naturg. Affen, 1862, p. 73, fig. 183.

*Chiropotes sagulata* Reichenb., Vollständ. Naturg. Affen, 1862, p. 14, figs. 184-186; Gray, Cat. Monkeys, Lemurs and Fruit-eating Bats, Brit. Mus., 1870, p. 60.

RED-BACKED SAKI.

*Type locality.* Banks of the Orinoco, Brazil.


*Geogr. Distr.* British Guiana; region of the upper Orinoco, and that of the Rio Negro and Rio Branco, Brazil. Peru, (Tschudi); banks of the River Japura, Peru, (Spix); Cararauçu, banks of the Rio Branco, (von Pelzeln); Andros, (von Pelzeln).

*Genl. Char.* Larger than *P. SATANAS*, beard long; hair of head dividing in middle on adults, radiating from a point near the occiput in young.

*Color.* Top and back of head, lips, chin and whiskers black; shoulders and upper parts of body golden brown, paler, more yellowish brown in immature individuals; arms to elbows chestnut; forearms, legs and tail black tinged with chestnut, the bases of the hairs being that color; hands and feet cinnamon rufous; flanks like back; middle of abdomen blackish brown.

*Measurements.* Total length, 780; tail, 370; foot, 124; ear, 32, (Collector). Skull: occipito-nasal length, 76.1; Hensel, 59.1; zygomatic width, 60.7; width of braincase, 50.6; palatal length, 27.4; median length of nasals, 14.1; length of upper molar series, 18.1; length of mandible, 54.5; length of lower molar series, 22.5. Ex specimen in British Museum.

Spix's type of *Brachyurus israelita* is in the Munich Museum and is certainly the same as this species; there is no difference observable whatever.





CACAJAO CALVUS.

No. 60.4.16.6. Brit. Mus. Coll. Nat. Size.

## GENUS CACAJAO. UAKARI MONKEYS.

$$I. \frac{2-2}{2-2}; \quad C. \frac{1-1}{1-1} \quad . \quad \frac{3-3}{3-3}; \quad M. \frac{3-3}{3-3} = 36.$$

**CACAJAO** Less., Spec. Mamm., 1840, p. 181. Type *Simia melanocephala* Humboldt.

*Brachyurus* Spix, Simiar. et Vespert. Bras., 1823, p. 11, tab. VII, VIII, (nec Fischer Muridæ, 1813).

*Cercoptochus* Glog., Hand. u. Hilfsb. Naturg. I, 1841, pp. XXVII, 41.

*Ouakaria* Gray, Proc. Zool. Soc. Lond., 1849, p. 9, fig.

*Uacaria* Flow. and Lydekk., Mamm., Liv. and Extinct, 1870, p. 712.

*Cothurus* Palmer, Science, N. Ser., X, 1899, p. 493, (nec Champion, Coleopt.).

*Neocothurus* Palm., Scien., N. Ser., XVII, 1903, p. 873.

Face short, sometimes highly colored; fur short, silky; tail very short. Skull: parietal and malar bones in contact; mandible dilated posteriorly, similar to that of the members of the genus *ALOUATTA*; incisors oblique; diastema present between canines and incisors of the upper jaw.

The three species comprising this genus are the only short-tailed monkeys inhabiting the New World. The brevity of this organ is not occasioned by the fact that fewer vertebræ are present, but on account of their small size. Two of the species are remarkable for the brilliant coloring of their faces, which are scarlet or vermilion-red, and this hue becomes much deeper whenever an individual is excited. The brain is well developed and complicated, very different from that of the species of *Saimiri*. The lower jaw is peculiar in shape resembling somewhat that of the species of *ALOUATTA*, but there is no especial relationship between the genera.

In their distribution each species of Uakari monkey is restricted to a certain district, and although the ranges of two of them, *C. CALVUS* and *C. RUBICUNDUS*, approach rather closely at one point, they are not known ever to mingle together. Bates, who had very good opportunities for observing these animals in their native land, states, writing of them in a general way, that they live in forests which are inundated

during a great part of the year, and they never descend to the ground; the short tail being no evidence of terrestrial habits such as those of the short-tailed Baboons of various genera.

## LITERATURE OF THE SPECIES.

1812. *E. Geoffroy St. Hilaire, in Annales du Muséum d'Histoire Naturelle, Paris.*  
CACAJAO CALVUS described as *Brachyurus calvus*, and C. MELANOCEPHALUS as *Pithecia melanocephala*.
1823. *Spix, Simiarum et Vespertilionum Brasiliensium.*  
Under the genus *Brachyurus* two species are given: C. MELANOCEPHALUS redescribed as *B. ouakary*; and *B. israelita* = PITHECIA CHIROPOTES E. Geoffroy.
1840. *R. P. Lesson, Species des Mammifères Bimanes et Quadrumanes.*  
Two forms recognized by the Author are placed in CACAJAO, but this is made a subgenus of PITHECIA. The species recognized is C. MELANOCEPHALUS with "variété d'age"? *B. ouakary* Spix, = C. MELANOCEPHALUS.
1845. *E. Geoffroy Saint-Hilaire, in Archives du Muséum d'Histoire Naturelle, Paris.*  
Two species are here first described under the genus *Brachyurus*: *B. RUBICUNDUS*, and *B. CALVUS*.
1862. *Reichenbach, Die Vollständigste Naturgeschichte der Affen.*  
CACAJAO here contains *C. ouakary* = C. MELANOCEPHALUS; and C. MELANOCEPHALUS; the remaining species being included in *Brachyurus*: (*B.*) RUBICUNDUS and (*B.*) CALVUS.
1870. *J. E. Gray, Catalogue of Monkeys, Lemurs and Fruit-eating Bats, in Collection of the British Museum.*  
In this List the three species above described are placed in a new genus '*Ouakaria*.' Individuals varying in white or red hues are considered as albinos of C. MELANOCEPHALUS!
1876. *Schlegel, Muséum d'Histoire Naturelle des Pays-Bas, Simia.*  
Three species already described are here placed in the genus PITHECIA, and a supposed white form from the banks of the river Japura, represented only by an uncolored drawing in Bates' book, "The Naturalist on the River Amazon," (no specimens from that locality having been seen), is described as *Pithecia alba* = CACAJAO CALVUS.



## GEOGRAPHICAL DISTRIBUTION OF THE SPECIES.

The dispersion of the species of this genus is given in the articles as described by Bates in the passages quoted. Briefly it may be said that *C. CALVUS* is confined to the west side of the Japura River near its mouth; to the banks of the Uatiparana near Tonantins; *C. RUBICUNDUS* inhabits the eastern half of the western part of the Japura delta, an extent of country 150 miles long by 60 or 80 wide, and *C. MELANOCEPHALUS* is found 180 miles from the mouth of the Japura according to Bates, but Humboldt says it is met with in the forests watered by the Cassiquiare, Negro and Branco rivers.

## KEY TO THE SPECIES.

- A. Face naked, tail short.
- a. General color whitish gray .....*C. calvus*.
  - b. General color bright chestnut red .....*C. rubicundus*.
  - c. General color black and chestnut red ....*C. melanocephalus*.

## CACAJAO CALVUS (I. Geoffroy).

*Brachyurus calvus* I. Geoff., Archiv. Mus. Hist. Nat., Paris, 1845, p. 560; *Id.* Compt. Rend., XXVII, 1848, p. 576; *Id.* Cat. Primates, 1851, p. 57; Casteln., Expéd. Amér. Sud, Mamm., 1855, p. 17, pl. IV, fig. 1; Bates, Nat. Riv. Amaz., 1863, p. 308; Mivart, Proc. Zool. Soc. Lond., 1865, p. 586, (note); Dahlb., Stud. Zool. Fam. Reg. Anim. Natur., fasc. I, 1856, p. 180; Reichenb., Vollständ. Naturg. Affen, 1862, p. 70; W. A. Forbes, Proc. Zool. Soc. Lond., 1880, p. 646; 1887, p. 119, pl. XII; Beddard, Proc. Zool. Soc. Lond., 1887, p. 119, pl. XII; N. O. Forbes, Handb. Primates, I, 1894, p. 177.

*Ouakaria calva* Gray, Proc. Zool. Soc. Lond., 1849, pp. 8, 10, fig. (skull); *Id.* Cat. Monkeys, Lemurs and Fruit-eating Bats, Brit. Mus., 1870, p. 62.

*Scarlet-faced Monkey* Bates, Nat. Riv. Amaz., II, 1863, p. 313, fig.

*Pithecia calva* Schleg., Mus. Pays-Bas, Simiæ, 1876, p. 228.

## BALD OR WHITE UAKARI.

*Type locality.* Banks of the Japura River, opposite Fonteboa, Brazil. Type in Paris Museum.

*Geogr. Distr.* Amazonian region, Brazil, in the angle formed by the union of the Japura River and the Amazon.

*Genl. Char.* Face and fore part of head naked; color pale; tail short.

*Color.* Face scarlet; fore part and sides of head cinnamon, the hairs becoming long below the chin, where they are reddish chestnut; top of head, neck, upper parts and outer side of limbs whitish gray; under parts cinnamon rufous; inner side of limbs whitish gray tinged with cinnamon rufous; hands and feet yellowish brown.

*Young.* Bates writes of the young (l. c.) p. 313, "I was surprised to find the hair of the young animal much paler in color than that of the adults, it being of a sandy and not brownish red hue, and consequently did not differ overmuch from that of the white species, the two forms therefore are less distinct from each other in their young than in their adult states."

*Measurements.* Skull: occipito-nasal length, 85; zygomatic width, 64; intertemporal width, 41.5; palatal length, 32; width of braincase, 52; median length of nasals, 16; length of upper molar series, 20; length of mandible, 58; length of lower molar series, 23. Vertebrae: Cervical, 7; Dorsal, 13; Lumbar, 6; Sacral, 4; Caudal, 15 to 20.

The type in the Paris Museum is so faded that it will no longer serve for comparison of colors.

Bates says of this species, (l. c.) under the trivial name of 'white Uakari,' that it is only found on the banks of the Japura River near its principal mouth, and is confined, so far as he was able to ascertain, to its western side. It goes in small troupes, in the tops of the highest trees, and subsists on various kinds of fruits. The hunters say, while nimble in its movements, it does not often leap, but runs along the larger limbs when travelling from tree to tree. The young are carried on the back of the mother. The Indians shoot them with poisoned arrows, and they go a considerable distance after being wounded, and an experienced hunter is required to follow them. The most expert hunter is he who can keep up with a wounded Uakari, and catch it in his arms when it falls exhausted. If then he wishes to keep the animal alive, a pinch of salt, the antidote for the poison, is put into its mouth and it revives. These monkeys are in great demand for presents, and high prices are asked for them, often as much as the equivalent of nearly twenty dollars.

Adult Uakarisis taken in the above manner rarely become tame, remaining peevish and sulky and bite every one who comes near them, and are quite silent in captivity, and in the course of a few days refuse to eat and die. Many succumb to inflammation of the lungs. One he

had as a pet died of this malady. Although kept in an airy veranda, it soon lost its appetite; its coat which was long, smooth and glossy, became dingy and ragged, like museum specimens, and its bright scarlet face became dull. When in health, this color extends to the hair on the forehead and temples, and over the cheeks and jaw to the neck. As their hue remained for several hours after the animal's death, he supposed it was due, at least partly, to a pigment beneath the skin, which would probably retain its color after the circulation ceased.

After witnessing so many proofs of this monkey's morose disposition, he was to meet a very lively individual at the house of a friend. It came from an adjoining room, ran to him and climbed into his lap and nestled there, looking up at him and grinning in the way monkeys have. It was young, and had been captured after its mother had been shot. Its teeth were still incomplete and its face was pale and mottled, the scarlet hue of the adult not having yet appeared. It had been reared with the children and allowed to run about the house.

The Uakari is one of the many animals the Brazilians call "mortal" or with delicate constitutions in contradistinction to those which are "duro" or hardy. Most of those sent from Éga die before reaching Pará, and the difficulty it experiences in accommodating itself to changed conditions probably influences its restricted range, for its limit is an area of swampy woods of about sixty miles in extent, without any barrier to prevent it from wandering farther, except towards the south. One, which he had on his boat on the Rio Negro, and which was quite tame, went on shore one morning at Barra and disappeared in the forest and was gone for twenty-four hours, when he reappeared and walked down the bowsprit, his mode of departure, to his usual place on deck. He had evidently found the forest, which was very different from his humid home on the Japura, uncongenial, and preferred the boat and captivity, to freedom in such a district.

Schlegel (l. c.) has given the name of *Pithecia alba* to the monkey described by Bates, as he considered the uncolored drawing in the book represented a distinct species from the Uakari found on the banks of the Solimoens, from the fact that the artist has represented the hair of the animal much longer than it is on the other, and because Bates speaks of it as having a shining whitish hue. It may possibly be that two nearly allied forms of Uakari do exist on these rivers, but until specimens from the two localities are obtained and compared, it is hazardous to describe one as distinct upon an uncolored drawing, and not a very meritorious one at that. It is not easy at times to recognize different species of monkeys when examples are accessible,

and it is hardly worth while to add to difficulties already existing, and which are quite sufficient to give the investigator trouble enough, without bestowing names on possible species that the describer has never seen! I have included Schlegel's name among the synonyms of this species, on the strength of the Scotch verdict "not proven." The so called white Uakari is probably an immature individual of the present species.

### CACAJAO RUBICUNDUS (I. Geoffroy).

*Brachyurus rubicundus* I. Geoff., Compt. Rend., XXVII, 1848, p. 498; *Id.* Archiv. Mus. Hist. Nat. Paris, 1845, pl. XXX; *Id.* Cat. Primates, 1851, p. 57; Wallace, Proc. Zool. Soc. Lond., 1852, pp. 107, 108; Casteln., Expéd. Amér. Sud, Mamm., 1855, p. 19, pl. IV, fig. 2; Reichenb., Vollständ. Naturg. Affen, 1862, p. 76, fig. 189; W. A. Forbes, Proc. Zool. Soc. Lond., 1880, p. 646, pls. LXI, LXII, figs. 1-6; H. O. Forbes, Handb. Primates, 1894, p. 176, pl. XVI.

*Ouakaria rubicunda* Gray, Cat. Monkeys, Lemurs and Fruit-eating Bats, Brit. Mus., 1870, p. 62.

*Pithecia rubicunda* Schleg., Mus. Pays-Bas, Simiæ, 1876, p. 228.

#### RED UAKARI.

*Type locality.* North bank of the Amazon opposite Olivença, Brazil. Type in Paris Museum.

*Geogr. Distr.* Forests of the Amazon, north side, from Iça River westward. Exact range not known.

*Genl. Char.* Hair on arms and shoulders long, forming a cape. Color like that of the Ourang.

*Color.* Entire face, forehead and sides of head naked, bright vermilion red; middle of head on top gray; rest of head, neck, limbs, body above and beneath, hands, feet and tail bright chestnut red. Ex type Paris Museum.

*Measurements.* Skull of type in specimen. Another example has occipito-nasal length, 102; zygomatic width, 66; intertemporal width, 42; median length of nasals, 13; length of upper molar series, 20; length of mandible, 64; length of lower molar series, 24.

Bates in the work from which extracts have already been taken says: "A most curious fact connected with this monkey is the existence of an allied form, or brother species, in a tract of country lying to the west of its district. This differs in being clothed with red instead of white hair, and has been described by Isidore Geoffroy St. Hilaire



CACAJAO RUBICUNDUS (Head)







CACAJAO MELANOCEPHALUS



(from specimens brought to Paris in 1847 by the Comte de Castelnau) as a distinct species, under the name of *Brachyurus rubicundus*. It wholly replaces the white form in the western parts of the Japurá delta; that is to say, in a uniform district of country, 150 miles in length, and sixty to eighty in breadth, the eastern half is tenanted exclusively by white Uakaris, and the western half by red ones. The district, it may be mentioned, is crossed by several channels, which at the present time doubtless serve as barriers to the dispersal of monkeys, but cannot have done so for many centuries, as the position of low alluvial lands, and the direction of channels in the Amazon Valley, change considerably in the course of a few years. The red-haired Uakari appears to be most frequently found in the forests lying opposite to the mouth of the river which leads to Fonteboa, and ranges thence to the banks of the Uatíparaná, the most westerly channel of the Japurá, situated near Tunantins. Beyond that point to the west there is no trace of either the red or the white form, nor of any other allied species. Neither do they pass to the eastward of the main mouth of the Japurá, nor to the south shore of the Solimoens. How far they range northwards along the banks of the Japurá, I could not precisely ascertain; Senhor Chrysostomo, however, assured me that at 180 miles from the mouth of this river, neither white nor red Uakari is found, but that a third, black-faced and gray-haired species takes their place.

"I saw two adult individuals of *Brachyurus rubicundus* at Ega, and a young one at Fonteboa; but was unable to obtain specimens myself, as the forests were inundated at the time I visited their locality. I was surprised to find the hair of this young animal much paler in colour than that of the adults, it being of a sandy and not of a brownish-red hue, and consequently did not differ very much from that of the white species; the two forms, therefore, are less distinct from each other in their young than in their adult states. The fact of the range of these singular monkeys being so curiously limited as here described, cannot be said to be established until the country lying between the northern shore of the Solimoens and New Granada be well explored, but there can be no doubt of the separation of the two forms in the Delta lands of the Japurá, and this is a most instructive fact in the geographical distribution of animals."

#### CACAJAO MELANOCEPHALUS (E. Geoffroy).

*Pithecia melanocephala* Geoff., Ann. Mus. Hist. Nat. Paris, XIX, 1812, p. 117; Schleg., Mus. Pays-Bas, Simiæ, 1876. p. 229.

*Brachyurus ouakary* Spix, Sim. et Vespert. Bras., 1823, p. 12, pl. VIII; Less., Spec. Mamm., 1840, p. 183.

*Cacajao melanocephalus* Less., Spec. Mamm., 1840, p. 182.

*Ouakaria spixi* Gray, Proc. Zool. Soc. Lond., 1849, p. 10, fig. 1.

*Brachyurus melanocephalus* W. A. Forbes, Proc. Zool. Soc. Lond., 1880, p. 645, pl. LXIII; H. O. Forbes, Handb. Primates, I, 1894, p. 175.

*Ouakaria melanocephala* Gray, Cat. Monkeys, Lemurs and Fruit-eating Bats, Brit. Mus., 1870, p. 62.

**BLACK-HEADED UAKARI.**


*Type locality.* Banks of the Cassiquiare River.

*Geogr. Distr.* Forests through which the Rio Cassiquiare, Rio Negro, and Rio Branco flow; Brazil.

*Color.* Face naked, and with the head, shoulders, limbs, hands, feet and tail is black, except a portion of the upper side of tail which is chestnut; back and sides reddish and black; rump and middle of thighs reddish chestnut; under parts blackish.

*Measurements.* Skull: occipito-nasal length, 82; Hensel, 65; zygomatic width, 61; intertemporal width, 40; median length of nasals, 12; length of upper molar series, 19; length of mandible, 55; length of lower molar series, 21.

I examined Spix's type of *Brachyurus ouakary*, Munich Museum, and found it agreed with Humboldt's species.





SAIMIRI CERSTEDI.

SIDE VIEW REVERSED.

No. 17116 Amer. Mus. Nat. Hist. Coll. Nat. Size.

## GENUS SAIMIRI. SQUIRREL MONKEYS.

$$I. \frac{2-2}{2-2}; \quad C. \frac{1-1}{1-1}; \quad P. \frac{3-3}{3-3}; \quad M. \frac{3-3}{3-3} = 36.$$

**SAIMIRI** Voigt, Cuvier's Thierreich, I, 1831, p. 95. Type *Simia sciurea* Linnæus.

*Chrysothrix* Kaup, Das Thierr., I; 1835, p. 50, fig.

*Pithesciurus* Less., Spec. Mamm., 1840, pp. 116, 157-160.

*Saimiris* Geoff., Compt. Rend., Paris, XVI, 1843, p. 1151.

Head rounded; eyes large, approximate; ears large; septum of nose broad; tail long, tufted at tip, non-prehensile; thumbs very short. Skull elongate, braincase large, arched, prolonged posteriorly; facial portion small; middle upper incisors larger than outer, canines long, pointed; partitions between orbits and nostrils thin, membranaceous.

The Squirrel Monkeys are small animals, ranging from Nicaragua through the valley of the Amazon into Bolivia and Peru, and with their brilliant coloring are perhaps the most beautiful of their tribe. They are strictly arboreal, and as Bates remarks, are the most common of the ordinary monkeys of the American forests. By some writers they have been considered as closely related to the nocturnal monkeys, but the relationship is one caused more by environment and consequently similar methods of life than through their organization, and it may therefore be regarded in the light of being artificial. They possess large eyes, small ears, and a small inquisitive face, but they would probably make very unsuccessful hunters by night, as their vision is only adapted for daylight. Six species and two subspecies are now recognized, with fairly distinctive characters. It has been found necessary to make certain changes in the nomenclature of some forms either on account of previous names having been overlooked by some of the earlier writers, or the law of priority disregarded. There is little or no change in the appearance of the sexes, or between old and young individuals, and these causes of frequent errors in other groups being non-existent, the synonymy of the various forms is happily brief.

## LITERATURE OF THE SPECIES AND SUBSPECIES.

1758. Linnæus, *Systema Naturæ*.

Under *Simia*, in which genus Linnæus placed all species of

- Apes and Monkeys, *Simia sciurus* = SAIMIRI SCIUREUS is described.
- 1811? Humboldt, *Recueil d'Observations de Zoologie et d'Anatomie*. SAIMIRI CASSIQUIARENSIS from the banks of the Cassiquiare River is described as *Chrysothrix sciureus cassiquiarensis*.
1812. E. Geoffroy St. Hilaire, in *Annales du Muséum d'Histoire Naturelle de Paris*.  
*Callithrix sciureus* var. B. afterwards named S. USTUS by I. Geoffroy St. Hilaire.
1834. D'Orbigny, *Nouvelles Annales du Muséum d'Histoire Naturelle*. SAIMIRI BOLIVIENSIS described as *Callithrix boliviensis*.
1836. D'Orbigny, *Voyage dans l'Amérique Méridionale, Mammifères*.  
SAIMIRI BOLIVIENSIS redescribed as *Callithrix entomophaga*.
1840. R. P. Lesson, *Species Mammifères Bimanes et Quadrumanes*. The genus *Pithesciureus* is here employed instead of SAIMIRI, which antedates it. *P. saimiri* = S. SCIUREUS; var. A. ex le Brésil, *P. saimiri*; var. B. *P. entomaphagus* ex le Brésil; var. C. *P. CASSIQUIARENSIS*, ex Spanish Guiana; and var. D. the *Callithrix sciureus* var. B. Geoffroy. Of these *P. sciureus* and *P. cassiquiarensis* are valid. *P. entomophaga* = S. BOLIVIENSIS.
1844. I. Geoffroy St.-Hilaire, *Archives du Muséum d'Histoire Naturelle, Paris*.  
SAIMIRI USTUS first described.
1844. I. Geoffroy St.-Hilaire, *Archives du Muséum d'Histoire Naturelle, Paris*.  
SAIMIRI CASSIQUIARENSIS redescribed as *Saimiri lunatus*.
1844. Wagner, *Königlich-Bayerische Akademie der Wissenschaften, München*.  
SAIMIRI CASSIQUIARENSIS redescribed as *Chrysothrix nigrivittatus*.
1855. Wagner, Schreber, *Die Säugthiere in Abbildungen nach der Natur mit Beschreibungen. Supplementband*.  
Three species are given under the genus *Chrysothrix*: (C.) SCIUREA; (C.) *entomophaga* = SAIMIRI BOLIVIENSIS; and (C.) *nigrivittata* = SAIMIRI CASSIQUIARENSIS.
1862. Reichenbach, *Die Vollständigste Naturgeschichte der Affen*.  
The genus "Saimiris," SAIMIRI, contains the following species in this work: S. SCIUREUS; S. USTUS; *S. entomophaga* = S. BOLIVIENSIS; *S. lunulatus* = S. CASSIQUIARENSIS; and *S. ochroleucus* which is a CEBUS.

1872. *Reinhardt, Naturhistoriske Forening, Kjobenhaven.*  
SAIMIRI CÆRSTEDI described as *Chrysothrix cærstedi*.
1876. *Schlegel, Muséum des Pays-Bas, Simia.*  
In this catalogue four species are recognized under the genus SAIMIRI: *S. sciureus*; *S. lunulatus* = *S. cassiquiarensis*; *S. cærstedi*; and *S. entomophaga* = *S. boliviensis*. *S. ustus* Geoff., is considered the same as *S. sciureus*.
1904. *Thomas, in Annals and Magazine of Natural History.*  
SAIMIRI CÆRSTEDI redescribed as *Saimiri cærstedi citrinellus*.
1907. *Elliot, (D. G.) in Annals and Magazine of Natural History.*  
SAIMIRI MACRODON described.

## GEOGRAPHICAL DISTRIBUTION OF THE SPECIES AND SUBSPECIES.

The range of the various species is as yet but imperfectly known for several have been obtained only from a few localities, and some indeed from only one, and those given heretofore by previous writers are to some extent misleading as more than one species have been confused together and the separate ranges united. The most northern distribution of members of this genus is in Central America where *S. cærstedi* is found from south of the Herradura Mountains to Panama. In northern South America *S. sciureus* is met with in the three Guianas, Venezuela and Colombia, and to the south on both banks of the Amazon and some of its tributaries as the Rio Negro, Rio Uaupe, Rio Javari, (Schlegel), etc., and in the Province of Goyas, Brazil. *S. cassiquiarensis* ranges from the banks of the Orinoco south of the Cataracts to the Rio Cassiquiare, and in the forests through which the Rio Caura flows above the rapids of Mura, and thence westward to the Rio Copataza in Ecuador. From Humayta, middle Rio Madeira, also in Ecuador, *S. madeiræ* has been procured. On the banks of the Ucayali, Peruvian Amazons, *S. ustus* is found and at Cosnipata in eastern Peru, *S. b. nigriceps* is met with. *S. macrodon* has been obtained from the banks of the Rio Copataza in Ecuador; and from those of the Rio Juara, and from Marcopata in Peru. *S. boliviensis* occurs in the Sierras Guarayas, Bolivia.

## KEY TO THE SPECIES AND SUBSPECIES.

- A. Head gray with a yellowish brown tinge.  
 a. Forearms, hands and feet ochraceous, teeth small.  
 a'. Without black curved line in front of ears... *S. sciureus*.

- b'. With black curved line in front of ears. *S. cassiquiarensis*.  
 b. Forearms, hands and feet tawny; teeth large . . . *S. macrodon*.  
 B. Head blue gray without yellow tinge . . . . . *S. madeiræ*.  
 C. Head golden yellow and black . . . . . *S. ustus*.  
 D. Head black or blackish.  
 a. Upper parts grizzled yellow.  
 a'. Forearms, hands and feet saffron yellow. *S. boliviensis*.  
 b'. Forearms, hands and feet deep golden  
 yellow . . . . . *S. b. nigriceps*.  
 b. Upper parts ochraceous rufous . . . . . *S. ærstedii*.

### SAIMIRI SCIUREUS (Linnæus).

*Simia sciurea* Linn., Syst. Nat., I, 1758, p. 19; I, 1766, p. 43;  
 Bodd., Elench. Animal, 1784, p. 62.

*Callithrix sciureus* E. Geoff., Ann. Mus. Hist. Nat. Paris, XIX,  
 1812, p. 113; Casteln., Expéd. Amér. Sud, Mamm., I, 1855, p.  
 13.

*Saguinus sciureus* Less., Man. Mamm., 1827, p. 56.

*Chrysothrix sciureus* Kaup, Das Thierr., I, 1835, p. 55; Wagn.,  
 Schreb., Säugth. Suppl., V, 1855, p. 120, pl. XIX; Huxley,  
 Proc. Zool. Soc. Lond., 1861, p. 250; Gray, Cat. Monkeys,  
 Lemurs and Fruit-eating Bats, Brit. Mus., 1870, p. 156; Sclat.,  
 Proc. Zool. Soc. Lond., 1880, p. 395; von Pelz., Kaiserl.  
 Königl. Zool.-Botan. Gesell. Wien, XXXVIII, 1883, p. 21;  
 von Bardel, Proc. Zool. Soc. Lond., 1894, p. 359; Forbes,  
 Handb. Primates, I, 1894, p. 156.

*Pithesciurus saimiri* Less., Spec. Mamm., 1840, p. 157.

*Cebus sciureus* Blainv., Ostéog., 1841, Atl., Cebus, pl. VI.

*Saimiri sciureus* I. Geoff., Cat. Primates, 1851, p. 37; Dahlb., Stud.  
 Zool. Fam. Reg. Anim. Natur., fasc. I, 1856, p. 157; Schleg.,  
 Mus. Pays-Bas, Simiæ, 1876, p. 242.

*Saimiris sciureus* Reichenb., Vollständ. Naturg. Affen, 1862, p. 15,  
 figs. 44, 45.

*Saimiri sciurea* Elliot, Cat. Mamm. Field Columb. Mus., VIII,  
 1906, p. 558, Zool. Ser.; Thos., Proc. Zool. Soc. Lond., 1911,  
 p. 129.

#### COMMON TITI MONKEY.

Type locality. "India."

Geogr. Distr. Northern South America in Venezuela (Schlegel);  
 Guianas, (English, Dutch and French), on the Amazon, and several



of its tributaries on both banks, into Colombia; Santa Fé de Bogota, (I. Geoffroy).

*Genl. Char.* Posterior lobes of the brain overlap the cerebellum by one fifth their length. (Huxley).

*Color.* Face flesh color, covered with small white hairs; lips bluish black; white superciliary streak extending over sides of head to ears; head, arms above elbows, shoulders and legs gray with a yellowish brown tinge; back gray washed with golden yellow; the dorsal region chestnut in some specimens, but always darker than the rest of the back; arms below elbows, hands and feet ochraceous; under parts yellowish white; inner side of limbs ochraceous yellow; tail iron gray for three fourths its length, rest black; ears white.

*Measurements.* Total length, 694; tail, 384; foot, 78; ear, 28. Skull: occipito-nasal length, 58; zygomatic width, 38; intertemporal width, 30; palatal length, 15; width of braincase, 31; height of braincase over zygomata, 29; median length of nasals, 8; length of upper molar series, 12; length of mandible, 34; length of lower molar series, 14; width of palate between canines, 10; between last molars, 12.

### SAIMIRI CASSIQUIARENSIS (Humboldt).

*Chrysothrix sciureus cassiquiarensis* Humboldt, Rec. Obs. Zool., I, 1811, (1815), p. 334.

*Simia sciureus cassiquiarensis* var. D. Less., Spec. Mamm., 1840, p. 160.

*Saimiris lunulatus* I. Geoff., Archiv. Mus. Hist. Nat., Paris, IV, 1844, p. 18; Reichenb., Vollständ. Naturg. Affen, 1862, p. 16.

*Chrysothrix nigrivittatus* Wagn., Abhand. Bayer. Akad. Münch., 1844, p. 461.

*Saimiri lunulatus* Schleg., Mus. Pays-Bas, Simiæ, 1876, p. 245.

*Chrysothrix sciurea* (nec Linn.), Thos., Proc. Zool. Soc. Lond., 1880, p. 395.

*Type locality.* Banks of the Rio Cassiquiare, Venezuela.

*Geogr. Distr.* Banks of the Orinoco south of the Cataracts, to the Rio Cassiquiare, and Rio Guaviare, and in the forests through which the Rio Caura flows above the rapids of Mura, Venezuela, (Humboldt).

*Color.* Top of head and nape speckled buff and black; line from occiput passing above ears and curving downwards, black; forehead, face, nose, chin, throat, ears and sides of neck white; dorsal region red speckled with black; arms to elbows, and legs to ankles dark gray; forearms, hands and feet ochraceous; under parts and inner side of

limbs yellowish white; tail like back at root, then iron gray for three fourths the length, apical portion black.

*Measurements.* About the size of *S. SCIUREUS*. Skull: occipito-nasal length, 60; zygomatic width, 37; intertemporal width, 32; median length of nasals, 10; length of upper molar series, 18; length of mandible, 15; length of lower molar series, 15.

This species has been usually known as *S. lunulatus* Geoff., but this name is antedated by Humboldt's *CASSIQUIARENSIS* bestowed on it thirty-three years previously. The whereabouts of the type does not appear to be known.

Humboldt states that this Squirrel Monkey is common south of the cataracts of the Orinoco; some are found there of a more slender form and are very difficult to tame, and also on the banks of the Guaviare River, and in the forests in which the Caura River flows above the rapids of Mura. The smallest and prettiest of the Titis are those of Cassiquiare. Schlegel says (l. c.) that an individual of this species was brought to his notice, which was procured by a French naturalist near the Oyapock, a river separating French from Portuguese Guiana. Spix, according to Wagner, obtained three examples of this species, called by Wagner *C. nigrivittatus*! at the junction of the Tefé and Solimoens rivers near Éga, but Spix does not mention this monkey.

#### SAIMIRI MACRODON Elliot.

*Saimiri macrodon* Elliot, Ann. Mag. Nat. Hist., XIX, 1907, 7th Ser., p. 190.

*Type locality.* Copataza River, Ecuador. Type in British Museum.

*Geogr. Distr.* Upper waters of the Amazon, Ecuador; and Rio Jurua; Marcopata, Peru.

*Genl. Char.* Similar to *S. SCIUREUS*, but hands and feet much darker. Skull has a much higher and narrower braincase; much wider palate, and larger teeth with the external line of the upper tooth row much more curved; zygomatic arch wider; and intertemporal width, greater; bullæ narrower and longer.

*Color.* General color like *S. SCIUREUS* with the back darker, that of the type being tawny and black on the dorsal region, golden yellow and black on the flanks; arms above elbow dark gray washed with yellow; legs paler; under parts yellowish white; arms from a short

distance below the elbow, hands and feet tawny; head and tail like *S. SCIUREUS*. Ex type British Museum.

*Measurements.* Size similar to *S. SCIUREUS*. Skull: occipito-nasal length, 64.5; zygomatic width, 43; intertemporal width, 32; median length of nasals, 11; width of braincase, 36; height of braincase above zygomata, 35; palatal length, 19; length of upper molar series, 13; length of mandible, 40; length of lower molar series, 16; width of palate between canines, 12; width of palate between last molars, 13. Ex type British Museum.

While the general color of this animal resembles that of *S. SCIUREUS* from the east coast of South America, it is at once noticeable by its much darker forearms, hands and feet. But the great differences between them are exhibited in the skull, and the large teeth of the present species. The braincase has quite a different shape, being large and narrow with an elevated forehead sloping rapidly downward to the occiput where it is narrow and rounded. The palate is wider throughout its length, while the teeth are much larger, the canines being also stouter and broader. Several specimens were brought by Mr. Buckley from the type locality and there are others in the British Museum Collection from the Jurua River, a tributary of the Upper Amazon, and from Marcopata, Peru.

#### SAIMIRI MADEIRÆ Thomas.

*Saimiri madeiræ* Thos., Ann. Mag. Nat. Hist., II, 1908, 8th Ser., p. 90.

*Type locality.* Humayta, Middle Rio Madeira, Ecuador. Type in British Museum.

*Genl. Char.* No yellow tinge on head, and no fulvous above hands and feet.

*Color.* Top of head and nape, arms from wrists to shoulders, and legs above ankles, chin and lips blue gray; face, sides of head and neck, entire under parts, inner side of legs and inner side of arms to elbows, white; inner side of arms below elbows yellowish grading into golden brown at wrists; hands and feet golden brown; upper parts of body golden yellow and black; sides chrome yellow; tail black above, the yellow at base of hairs showing, beneath white, apical third jet black all around. Ex type British Museum.

*Measurements.* Total length, 391; tail, 41; hind foot, 83. Skull: occipito-nasal length, 69; Hensel, 47.3; zygomatic width, 40.8; palatal length, 27; median length of nasals, 17.6; length of upper molar series,

12.5; length of mandible, 45.6; length of lower molar series, 14.5. Ex type British Museum.

This species resembles *S. SCIUREUS* but the forearms are bluish gray instead of fulvous. Several specimens were obtained by W. Hoffmanns. The exact locality being about 63° West and 7° 30' South.

#### SAIMIRI USTUS I. Geoffroy.

*Saimiri ustus* I. Geoffroy, Archiv. Mus. Hist. Nat., Paris, IV, 1844, p. 15, pl. I; Reichenb., Vollständ. Naturg. Affen, 1862, p. 16, fig. 40; Bartlett, Proc. Zool. Soc. Lond., 1871, p. 219; Sclat., Proc. Zool. Soc. Lond., 1872, p. 688, fig. (head).

*Saimiri ustus* Dahlb., Stud. Zool. Fam. Reg. Anim. Nat., fasc. I, 1856, pp. 157, 158.

*Chrysothrix ustus* Gray, Cat. Monkeys, Lemurs and Fruit-eating Bats, Brit. Mus., 1870, p. 53.

*Saimiri sciureus* Schleg., Mus. Pays-Bas, Simiæ, 1876, p. 242, (nec Linn.).

*Chrysothrix usta* Forbes, Handb. Primates, I, 1894, p. 154.

#### GEOFFROY'S SQUIRREL OR TITI MONKEY.

*Type locality.* Unknown. Type in Paris Museum.

*Geogr. Distr.* Peruvian Amazons, Bolivia.

*Genl. Char.* Ears naked save a fringe of hairs on the inside near the upper edge; general color golden yellow and black.

*Color.* Upper part of head, shoulders, upper arms to elbow, and hind limbs to ankles golden yellow speckled with black, the hairs being golden yellow with black tips; back from neck to rump orange red and black, the latter being the tips to the orange red hairs; face around eyes and upper part of nose flesh color, muzzle black; cheeks pale yellow; sides of head and neck, throat, under parts of body and forearms golden yellow; hands and feet reddish brown; tail, hairs golden yellow with black tips, the tip of tail all black. Ex type Paris Museum.

*Measurements.* Size about equal to *S. SCIUREA* Linn. Skull: total length, 72. (Geoff. Arch. Mus.).

The type of this form is in the Paris Museum and fairly well preserved, though probably the golden yellow of the greater part of the body has faded somewhat. The back, however, is conspicuous for the depth of its orange red color, and more resembles the hues of the Central American forms than any of the eastern South American examples. With our present knowledge of this group, in spite of Schlegel's unqualified statement, (l. c.) it seems best to consider

Geoffroy's species as distinct, until undoubted evidence is obtained to the contrary.

**SAIMIRI BOLIVIENSIS (D'Orbigny).**

*Callithrix boliviensis* D'Orbig., Nouv. Ann. Mus. Hist. Nat., Paris, VIII, 1834, p. 89.

*Callithrix entomophaga* D'Orbigny, Voy. Amér. Mérid., Mamm., IV, 1836, p. 10, pl. IV.

*Callithrix sciureus* var. B. Less., Spec. Mamm., 1840, p. 160.

*Saimiris entomophaga* D'Orbig., Voy. Amér. Mérid., Mamm., IV, 1847, p. 10; I. Geoff., Cat. Primates, 1851, p. 58; Casteln., Expéd. Amér. Sud, 1855, p. 14; Dahlb., Stud. Zool. Fam. Reg. Anim. Nat., fasc. I, 1856, pp. 156, 157.

*Chrysothrix entomophaga* Wagn., Schreb., Säugth. Suppl., V, 1855, pl. X, p. 12; Reichenb., Vollständ. Naturg. Affen, 1862, p. 16, fig. 47; Gray, Cat. Monkeys, Lemurs and Fruit-eating Bats, Brit. Mus., 1870, p. 53; von Pelz., Kaiserl.-Königl. Zool.-Botanische Gesell. Wien, XXXIII, 1883, p. 21; Forbes, Handb. Primates, I, 1894, p. 155.

*Chrysothrix sciurea* Frantz., Wiegmann, Archiv. Naturg., XXXIV, 1869, p. 260, t. 35, (nec Linn.).

*Saimiri entomophagus* Schlegel, Mus. Pays-Bas, Simiæ, 1876, p. 246.

**BLACK-HEADED TITI MONKEY.**

*Type locality.* Sierras Guarayas, Bolivia. Type not in Paris Museum.

*Geogr. Distr.* Bolivia, and according to Schlegel, Castelnau found it at Sarayaçu on the banks of the Ucayali, Peru; but this was probably *S. MADEIRÆ*.

*Color.* Top and sides of head and nape black; upper parts wax yellow lined with black; arms to elbows, and legs to ankles grayish yellow; under parts and inner side of limbs straw yellow; hands and feet, saffron yellow; tail, yellowish gray lined with black, apical portion black. Ex type British Museum.

*Measurements.* Size about same as *S. SCIUREUS*. Skull: occipito-nasal length, 59; zygomatic width, 37; intertemporal width, 29.5; palatal length, 16; breadth of braincase, 37; median length of nasals, 9; length of upper molar series, 12; length of mandible, 32; length of lower molar series, 13.5. Ex type in British Museum.

## SAIMIRI BOLIVIENSIS NIGRICEPS Thomas.

*Saimiri boliviensis nigriceps* Thos., Ann. Mag. Nat. Hist., X, 1902, p. 246.

*Chrysothrix entomophaga* (nec D'Orb.), Wagn., Wiegmann, Archiv., 1842, p. 357; Wagn., Schreb., Säugth. Suppl., V, 1855, p. 121, pl. X.

*Type locality.* Cosnipata, eastern Peru. Type in British Museum.

*Genl. Char.* Black cap on crown of head; hands and feet to tips of fingers and toes golden yellow; tail grizzled yellow.

*Color.* Top of head glossy black; black line in front of ears; white auricular patch; upper parts of body grizzled yellowish; under parts and inner side of limbs pale yellow; tail above grizzled yellow, beneath a central line clear yellow, tip black; inside of ears yellow. Ex type British Museum.

*Measurements.* Total length, 730; tail, 400; foot, 76, (skin). Skull: total length, 66; zygomatic width, 41.5; breadth of braincase, 35; basal length, 42; occipito-nasal length, 61; intertemporal width, 29; median length of nasals, 8.5; length of upper molar series, 14; length of mandible, 36; length of lower molar series, 16. Ex type British Museum.

## SAIMIRI ÆRSTEDI (Reinhardt).

*Chrysothrix ærstedii* Reinh., Vidensk. Medd. Naturhistoriske Forening Kjobenh., 1872, p. 157, pl. III; Sclat., Proc. Zool. Soc. Lond., 1873, p. 434.

*Chrysothrix sciurea* Sclat., Nat. Hist. Rev., 1861, p. 510, (nec Linn.).

*Saimiris entomophaga* Sclat., Proc. Zool. Soc. Lond., 1872, p. 3, (nec D'Orbigny).

*Saimiri ærstedii* Elliot, Mamm. Middle America and W. Indies, F. C. M. Pub., IV, Pt. II, 1904, p. 731, figs. 166, CXL, Zool. Ser.; *Id.* Check-L. Mamm. N. Amer. Cont. and W. Indies, F. C. M. Pub., VI, 1905, p. 534, Zool. Ser.; *Id.* Cat. Mamm. Field Columb. Mus., F. C. M. Pub., VIII, 1906, p. 559, fig. LXXXIII, Zool. Ser.

*Saimiri ærstedii citrinellus* Thos., Ann. Mag. Nat. Hist., 7th Ser., XIII, 1904, p. 250.

## ÆRSTED'S TITI MONKEY.

*Type locality.* Chiriqui, Panama.

*Geogr. Distr.* Guatemala? to Panama, Central America.

*Color.* Face and sides of head to ears white; top of head and

nape black; shoulder and outer side of arms to below elbows, and legs to ankles gray washed with yellow; upper parts dark ochraceous rufous, dorsal line dark orange rufous; throat and between arms white, rest of under parts and inner side of limbs ochre yellow; hands and feet ochraceous; tail above for two thirds the length black and yellow, beneath yellow, apical portion black.

*Measurements.* Total length, 633; tail, 363; foot, 78; ear, 24. Skull: occipito-nasal length, 56; zygomatic width, 36; intertemporal width, 30; palatal length, 15; breadth of braincase, 35; median length of nasals, 8; length of upper molar series, 11; length of mandible, 31; length of lower molar series, 13.

This species was originally described from an example obtained at Chiriqui, and Dr. Frantzius states it is confined to the hotter region, being very abundant in the valley of Terraba and on the plain of Piris, and he believed its northern limit to be the spurs of the Herradura Mountains going towards the sea. A living individual was presented to the London Zoological Society by Mr. W. F. Kelley, who said it was procured in the Department of Solala, Guatemala, but no other example seems to have come from there and it is surmised that possibly Mr. Kelley's animal may have been brought from some southern locality.

Mr. Thomas has described the monkey from Pozo Azul, Costa Rica (l. c.) as a distinct race under the name of *S. ær. citrinellus*, the chief character being the head "less blackened and the limbs less yellow." A series of these monkeys from Panama collected by J. H. Batty and two specimens from Pozo Azul collected by M. A. Carriker, belonging to the New York Museum of Natural History are before me. In the Panama series every style of head coloring from jet black to gray is represented, some almost exactly like the examples from Pozo Azul, and the difference in coloration would seem to be due to age, the old adults having intensely black crowns, and this passing through all grades of coloring to the young animals with little or no black on the head. The type of *S. ær. citrinellus* in the British Museum has less black on the head than the old adults, and it does not go so far on the occiput, but other specimens from the same localities in the Museum collection have black crowns, and it does not seem that a distinct race can be sustained, knowing, as we do, the great diversity of head coloring that exists at different periods of the animal's existence. I have therefore placed *S. ær. citrinellus* as a synonym of *S. CÆRSTEDI*.

[The text in this block is extremely faint and illegible, appearing as a series of horizontal lines.]



# INDEX OF LATIN NAMES.

## VOLUME I.

Numbers in heavy type indicate the page on which is the description of the Species.

PAGE	PAGE
abelii (Pongo p.) . . . . .lxvi, lxxii, ciii	albifrons (Midas) . . . . .183
abyssinicus (Colobus) . . .lxv, lxxii, ciii	albifrons (Prosimia) . . . . .134, 154
acaciarum (Galago) . . . . .47, 72	albigena (Cercocebus) . . . . .lix, xcvi
adipicaudatus (Cheirogaleus) . . .89, 92	albigena (Pygathrix) . . . . .xxxviii
adipicaudatus (Chirogale) . .89, 90, 100	albigenis (Erythrocebus)
adustus (Pithecus) . . . . .lvii, lxix, xciii	lxii, lxxi, xcix
æquatorialis (Alouatta)	albigularis (Cercopithecus) . . . . .xl
lii, lxxiv, lxxxvii, 262, 264, 265, 274	albigularis (Lasiopyga) . . . . .lxi, lxx, xcvi
æthiops (Cercocebus) . . . . .lviii, xcvi	albimana (Prosimia) . . . . .134, 142
æthiops (Simia) . . . . .xxxv	albimanus (Lemur) . . .133, 135, 136, 141
africanus (Pan) . . . . .xxxiv	albinasa (Chiropotes) . . . . .287, 296
agilis (Cercocebus) . . . . .lix, xcvi	albinasa (Pithecia)
agilis (Hylobates) . . . . .lxvi, lxxii, ciii	lii, lxxiv, lxxxvii, 286, 287, 288, 295
Agipan . . . . .xxxiii	albinasa (Yarkea) . . . . .295
agisymbanus (Galago) . . . . .55	albipes (Galago b.)
agisymbanus (Otolemur) . . .xxx, 48, 54	xlvi, lxxviii, lxxxviii, 69, 70
agnatus (Pithecus) . . . . .lviii, lxx, xciv	albipes (Pygathrix) . . . . .lxiv, lxxi, c
alacer (Pithecus) . . . . .lvii, lxx, xciv	albitorquata (Lasiopyga) lxi, lxxi, xcvi
alba (Chiropotes) . . . . .300	albus (Indrus) . . . . .169
alba (Pithecia) . . . . .1, 287, 300, 303	albus (Lemur m.) . . . . .136
albibarbatus (Pithecus)	albus pedibus (Prosimia) . . . . .132
xiv, xxxiv, xxxvii, lvii, lxix, xciii	alexandri (Lasiopyga t.) . . . . .lx, xcvi
albicans (Pithecus)	alleni (Galago) xxxi, xlvi, lxxviii, lxxviii
lii, lxxiv, lxxxvii, 286, 287, 288, 292	46, 47, 48, 63, 67, 77
albicans (Yarkea) . . . . .292	alleni (Otogale) . . . . .48
albicollis (Callithrix)	alleni (Otolicnus) . . . . .47
li, lxxiv, lxxxv, 218, 220, 221, 231, 232	Allochrocebus . . . . .xlii, lix
albicollis (Hapale) . . . . .232	Alouatta
albicollis (Hapale var. C) . . . . .232	xiv, xv, xvi, xvii, xviii, xxiii, xxiv
albicollis (Jacchus) . . . . .218, 231	xlii, li, lxxiii, lxxiv, lxxv, lxxxvi
albifrons (Cebus) . . . . .lv, xc, 281	258, 261, 262, 263
albifrons (Jacchus) . . . . .209	Alouatta æquatorialis
albifrons (Lemur)	lii, lxxiv, lxxxvii, 262, 264, 265, 274
xlviii, lxxxii, 132, 133, 134, 135	Alouatta barbatus . . . . .261
136, 139, 141, 154, 155	Alouatta beelzebul
albifrons (Lemur mongos var.) . . .154	lii, lxxiv, lxxxvii, 259, 260, 261
albifrons (Marikina) . . . . .209	262, 264, 265, 268, 270, 271, 299

	PAGE		PAGE
Alouatta caraya		andamanensis (Pithecus)	lvii, lxix, xciii
	lii, lxxiv, lxxxvi, 260, 261	Andropithecus	.....xxxix
	262, 264, 265, 266, 271	angolensis (Colobus)	...lxv, lxxii, cli
Alouatta discolor	.....267, 268	anjuanensis (Lemur)	133, 135, 136, 142
Alouatta (Simia) flavicauda	...274, 276	anjuanensis (Prosimia)	.....145
Alouatta insulanus		anomurus Galago (Hemigalago)	...84
	lii, lxxiii, lxxxvii, 263, 264, 265, 282	anomurus (Hemigalago)	
Alouatta juara			xlvi, lxxviii, lxxxviii, 84, 86
	lii, lxxiv, lxxxvii, 263, 264, 265, 283	ansorgei (Miopithecus)	lxii, lxxi, xcvi
Alouatta macconnelli		Anthropopithecus	.....xv, xvi, xxxv
	lii, lxxiii, lxxxvii, 263, 264, 265, 281	Anthropoidea	
Alouatta nigra	.....262, 266		xiii, xiv, xvii, xviii, xx, xxii, xxxi
Alouatta palliata			xlii, xlix, lxxviii, lxix, cv, 79
	lii, lxxiii, lxxxvii, 261, 262	Aotinæ	.....xxvi, xlii, liii
	263, 265, 271, 272, 273	Aotus	.....xviii, xix, xxvi, xlii, liii
Alouatta p. coibensis			lxxiv, lxxxviii, 236
	lii, lxxiii, lxxxvii, 262, 264, 265, 273	Aotus boliviensis	...liii, lxxv, lxxxix
Alouatta p. mexicana		Aotus griseimembra	.liii, lxxiv, lxxxix
	lii, lxxiii, lxxxvii, 262, 263, 265, 272	Aotus gularis	.....liv, lxxiv, lxxxix
Alouatta p. metagalpa	.....263, 272	Aotus infulatus	
Alouatta sara			xxxii, liii, lxxiv, lxxxviii, 235
	lii, lxxv, lxxxvii, 263, 264, 265, 283	Aotus lanianus	.....liii, lxxiv, lxxxix
Alouatta seniculus		Aotus microdon	.....liv, lxxiv, lxxxix
	lii, lxxiv, lxxxvii, 260, 261, 262	Aotus miriquouina	
	264, 265, 277, 279, 280, 281, 282		liii, lxxiv, lxxxix, 286
Alouatta s. caucensis	.....262, 278, 279	Aotus nigricaps	.....liii, lxxiv, lxxxviii
Alouatta s. rubicundus	262, 263, 278, 279	Aotus oseryi	.....liv, lxxiv, lxxxix
Alouatta sericulus	.....259	Aotus roberti	.....liii, lxxiv, lxxxix
Alouatta ululata		Aotus rufipes	.....liii, lxxiii, lxxxix
	lii, lxxxvii, 263, 264, 267	Aotus senex	.....liii, lxxiv, lxxxviii
Alouatta ursina		Aotus spixi	.....liv, lxxxix
	lii, lxxv, lxxxvii, 260, 261	Aotus trivirgatus	
	262, 264, 265, 274, 275		liv, lxxiii, lxxiv, lxxxix
Alouatta villosus		Aotus vociferans	.....liii, lxxiv, lxxxix
	lii, lxxiii, lxxxvii, 263, 265, 268	apeda (Simia)	.....83
Alouattinæ	.....xxiii, xlii, lii	apella (Cebus)	.....lv, lxxiii, xc
Altilemur		apella (Simia)	.....xxxv, 83
	xxx, xli, xlvi, lxxviii, lxxx, 88, 101, 111	apicalis (Galago e.)	
Altilemur medius			xlvi, lxxviii, lxxxviii, 48, 80
	xlvi, lxxx, 91, 101, 111, 112, 113	apicalis (Otolienus)	.....80
Altilemur thomasi		apiculatus (Cebus)	.....lv, lxxiv, xci
	xlvi, lxxx, 111, 112, 113	apiculatus (Leontocebus)	
amicta (Simia)	.....234, 241		l, lxxxix, 184, 186, 195, 204
amictus (Callicebus)		apiculatus (Midas)	.....184, 204
	li, lxxiv, lxxxvi, 234, 238, 240	apoensis (Pithecus p.)	.....lviii, xc
amictus (Callithrix)	..235, 236, 237, 241	arabicus (Papio h.)	.....lvi, lxix, xcii
amictus var. $\beta$ (Cebus)	.....235	Arachnocebus	.....xxx
amictus (Saguinas)	.....236	Arachnocebus lori	.....18

	PAGE		PAGE
arachnoides (Ateles) .....	xxxiv	ater (Ateles!) .....	lxxiv
arachnoides (Brachyteles) .....	liv	ater (Ateus) .. liv, lxxiii, lxxiv, lxxxix	
arachnoides (Brachyteles) .....	liv, xc	ater (Chirotopes) .....	287, 297
arachnoides (Eriodes) .....	xxxv	ater (Leontocebus) .....	182, 199
Arctocebus		ater (Leontopithecus var. B.) ....	211
xii, xxii, xxxi, xli, xlv, lxxvii, 16, 35		aterrimus (Cerocebus) .....	lix, xcv
Arctocebus aureus ... xlv, lxxvii, 35, 36		aubryi (Pan) .....	lxvii, lxxiii, cv
Arctocebus calabarensis		aurata (Pygathrix) .....	lxiii, lxxi, c
xlv, lxxvii, 35, 36		auratus (Mycetes) .....	261, 262, 278
Arctopithecus .....	xxxvi, 216	aureus (Arctocebus) .. xlv, lxxvii, 35, 36	
argentata (Callithrix)		aurita (Callithrix)	
1, lxxiv, lxxxv, 217, 218, 220, 221		li, lxxiv, lxxxv, 217, 218, 220, 225	
argentata (Hapale) .....	182, 221, 223	aurita (Hapale) .....	182, 225
argentata (Simia) .....	xxxv, xxxvi, 221	aurita (Simia) .....	217
argentatus (Jacchus) xxxv, 181, 217, 221		auritus (Jacchus) .....	217
argentatus (Mico) .....	221	aurore (Lasiopyga) .....	lx, xcvi
argentatus (Midus) .....	221	aurore (Leontopithecus) .....	182
ascanus (Lasiopyga) .....	lix, xcvi	australis (Otolincus) .....	47
assamensis (Pithecus) .. lvii, lxix, xciv		australis (Otolincus galago v.) .....	73
Ateles! .....	xvi, xxxii, xxxiii, 282	Avahi .....	xxix, 163
Ateles! ater .....	lxxiv	avahi (Lichanotus) .....	164
Ateles! arachnoides .....	xxxiv	avahi (Semnocebus) .....	164
Ateles! cucullatus .....	liv	Avahis laniger .....	xxix, 164
Ateles! fusciceps .....	liv	avunculus (Rhinopithecus)	
Ateles! geoffroyi .....	liv	lxiv, lxxii, ci	
Ateles! hybridus .....	liv, lxxiv	Aye-aye .....	xxviii, 1, 2, 3
Ateles! pan .....	liv	aygula (Pygathrix) .....	lxiii, lxxi, c
Ateles! paniscus .....	290	aygula (Simia) .....	xxxiv
Ateles! rufiventris .....	lxxiv	azaræ (Cebus) .....	lv, lxxiv, xci
Ateus ... xiii, xiv, xvi, xvii, xviii, xxiv		azaræ (Simia) .....	286
xxxiii, xxxix, xlii, liv, lxxiii		Azema .....	xxxi, 98, 104
lxxiv, lxxv, lxxxix		Azema smithi .....	104
Ateus ater ... liv, lxxiii, lxxiv, lxxxix		badius (Galago) .. xlv, lxvii, lxxvii, 58	
Ateus belzebuth ... liv, lxxiv, lxxxix		bancanus (Hypsicebus) .....	xxx, 8, 14
Ateus cucullatus .....	liv, lxxxix	bancanus (Nycticebus)	
Ateus fusciceps .....	liv, lxxxix	xlv, lxviii, lxxxvi, 22, 23, 24	
Ateus geoffroyi		bancanus (Tarsius)	
liv, lxxiii, lxxiv, lxxxix		xxix, xxx, xlv, lxxxvi, 8, 9, 14	
Ateus grisescens .....	liv, lxxxix	barbatus (Alouatta) .....	261
Ateus hybridus ... liv, lxxiv, lxxxix		barbatus (Mycetes) .. 260, 261, 262, 265	
Ateus marginatus .. liv, lxxiv, lxxxix		barbei (Pygathrix) .....	lxiii, lxxi, xcix
Ateus pan .....	liv, lxxiii, lxxxix	batesi (Galago) .. xlv, lxviii, lxxviii, 66	
Ateus paniscus		batesi (Perodicticus) .....	38, 42, 43
liv, lxxiii, lxxiv, lxxxix		batuana (Pygathrix) ... lxiii, lxxi, xcix	
Ateus rufiventris ... liv, lxxiv, lxxxix		baumstarki (Erythrocebus)	
Ateus variegatus		lxii, lxxi, xcix	
liv, lxxiv, lxxv, lxxxix		baweanus (Pithecus) ... lviii, lxx, xciv	
Atelocheirus .....	xxxii		

PAGE	PAGE
beelzebul (Alouatta)	Brachyteles arachnoides .....liv, xc
lii, lxxiv, lxxxvii, 259, 260, 261	Brachyurus .....xxxiv, xxxix, 299, 300
262, 264, 265, 268, 270, 271, 299	Brachyurus calvus .....xxxix, 300, 301
beelzebul (Cebus) .....260, 270	Brachyurus chiropotes .....298
beelzebul (Mycetes)	Brachyurus israelita xxxiv, 287, 298, 300
259, 261, 262, 270, 271	Brachyurus melanocephalus .....306
beelzebul (Simia)	Brachyurus ouakaria .....xxxvii, 306
xxxii, lii, 259, 260, 270	Brachyurus ouakary ...xxxix, 300, 306
beelzebul Simia (Sapajus) .....270	Brachyurus rubicundus ...300, 304, 305
beirensis (Lasiopyga a.)	Brachyurus satanas .....296
lxi, lxxi, xcvi	Bradicebus .....xxviii, 21
belzebuth (Ateus) ..liv, lxxiv, lxxxix	Bradipodidæ .....16, 17
bengalensis (Nycticebus) ..xxix, 21, 26	Bradylemur .....xxx, 21
beringeri (Gorilla g.) ..lxvii, lxxii, ciii	Bradylemur tardigradus .....26
bicolor (Cercopithecus) .....182, 184	brazzæ (Lasiopyga) ....lxi, lxx, xcvi
bicolor (Hapale) .....184, 186	brelichi (Rhinopithecus) ..lxiv, lxxii, ci
bicolor (Lemur) .....101, 132, 134, 155	brevicaudata (Indri) .....175
bicolor (Leontocebus) .....189	brevicaudatus (Indris) .....176
bicolor (Marikina) .....187	brevicaudatus (Lichanotus) .....176
bicolor (Midas)	brevicaudatus (Pithecus) lvii, lxix, xciv
xxxviii, xlix, 179, 181, 183, 186	brissonii (Prosimia) .....134, 142
bicolor (Mycetes) .....261, 262, 275	brockmani (Papio) .....lvi, lxix, xcii
bicolor (Propithecus) .....170	brunnea (Callithrix) .....236, 237, 257
bicolor (Seniocebus)	brunneus (Callicebus)
xliv, lxxiv, lxxxiii, 181	li, lxxxvi, 238, 239, 257
182, 185, 186, 187, 188	brunneus (Lemur) ...135, 136, 147, 163
bieti (Rhinopithecus) ...lxiv, lxxii, ci	budgetti (Lasiopyga t.) .....lx, xcvi
bintangensis (Pithecus) lviii, lxx, xciv	buffoni (Macrotarsus) .....xxix
boliviensis (Aotus) ...liii, lxxv, lxxxix	bugi (Prosimia) .....134, 142
boliviensis (Callithrix) .....308, 315	burnetti (Lasiopyga) ...lxi, lxx, xcvi
boliviensis (Saimiri)	buttikoferi (Lasiopyga) .....lix, xcvi
liii, lxxv, lxxxviii, 308, 309, 310, 315	
borneanus (Nycticebus)	Cacajao xvii, xxiii, xxxvi, xlii, liii, lxxiv
xlv, lxxviii, lxxxvi, 22, 23, 24	lxxv, lxxxviii, 286, 287, 299, 300
borneanus (Tarsius)	Cacajao calvus
xliv, lxxxvi, 8, 9, 13, 14	xxiii, liii, lxxxviii, 299, 300, 301
borneo (Pongo) .....lxvi	Cacajao melanocephalus
bosmani (Perodicticus) .....38, 39	liii, lxxxviii, 300, 301, 305, 306
bosmani (Potto) .....xxx, 38, 39	Cacajao ouakary .....300
boutourlini (Lasiopyga) ....lix, xcvi	Cacajao rubicundus
bouvieri (Colobus) .....lxv, lxxii, cii	liii, lxxxviii, 301, 304
braccatus (Galago)	cagayanus (Pithecus) .....lviii, xcvi
xlvi, lxxviii, lxxxviii, 68, 69	calabarensis (Arctocebus)
Brachiopithecus .....xxxvii	xliv, lxxvii, 35, 36
Brachyteles!.....xxxvi	calabarensis (Nycticebus) .....36
Brachyteles! arachnoides .....liv	calabarensis (Perodicticus)
Brachyteles! macrotarsus...xxxiv, liv	xxxix, xlv, 35, 36
Brachyteles xxiv, xxxiv, xli, liv, lxxiv	caligatus (Callicebus) ...239, 243, 248

PAGE	PAGE
caligatus (Callithrix)	Callicebus torquatus
li, lxxxvi, 236, 237, 238, 239, 243, 248	li, lxxxiii, lxxxiv, lxxxv, 234
caliginosus (Cebus) . . . . .lv, lxxxiv, xci	235, 236, 238, 239, 241
Callicebus	Callicebus ustus-fuscus
xvi, xvii, xxiii, xxxix, xlii, li, lxxxiv	li, lxxxvi, 237, 238, 241
lxxxv, 218, 234, 235, 236, 237, 253	callida (Lasiopyga) . . . . .lx, xcvi
Callicebus amictus	calligata (Callithrix) . . . . .236, 237, 243
li, lxxxiv, lxxxvi, 234, 238, 240	Callithrix
Callicebus brunneus	xv, xvi, xvii, xxii, xxxii, xxxiii, xlii, l
li, lxxxvi, 238, 239, 257	lxxxiv, lxxxv, 179, 180, 181, 182, 183, 216
Callicebus caligatus	217, 218, 225, 234, 235, 236, 237, 285
li, lxxxvi, 236, 237, 238, 239, 243, 248	Callithrix albicollis
Callicebus cinerascens	li, lxxxiv, lxxxv, 218, 220, 221, 231, 232
li, lxxxvi, 238, 239, 252, 253	Callithrix amicta . . . . .241
Callicebus cupreus	Callithrix amictus . . . . .235, 236, 237, 241
li, lxxxiv, lxxxvi, 236, 237, 238, 239	Callithrix argentata
241, 242, 244, 245, 247, 248	l, lxxxiv, lxxxv, 217, 218, 220, 221
Callicebus donacophilus	Callithrix aurita
lxxxiv, lxxxvi, 235, 238	li, lxxxiv, lxxxv, 217, 218, 220, 225
239, 248, 249, 250, 251	Callithrix boliviensis . . . . .308, 315
Callicebus egeria li, lxxxvi, 238, 239, 246	Callithrix brunnea . . . . .236, 237, 257
Callicebus emiliae	Callithrix calligata . . . . .236, 237, 243
li, lxxxiv, lxxxvi, 237, 238, 239, 250	Callithrix castaneo-ventris . . . . .237, 244
Callicebus gigot	Callithrix chlorocnemis . . . . .236
li, lxxxvi, 238, 239, 254, 255	Callithrix chrysoleuca xxxviii, li, lxxxiv
Callicebus hoffmannsi	lxxxv, 218, 220, 223, 224, 225
li, lxxxvi, 237, 238, 239, 248, 249	Callithrix cinerascens . . . . .235, 252
Callicebus leucometopa	Callithrix cupreus . . . . .235, 236, 237, 242
li, lxxxiv, lxxxvi, 237, 238, 239, 246, 247	Callithrix c. leucometopa . . . . .246
Callicebus melanochir	Callithrix discolor . . . . .236, 242, 243
li, lxxxvi, 238, 239, 244	Callithrix donacophilus
Callicebus moloch	235, 236, 237, 249
li, lxxxvi, 234, 238, 239, 250	Callithrix entomophaga . . . . .308, 315
Callicebus nigrifrons	Callithrix flaviceps
li, lxxxvi, 238, 239, 254, 255	li, lxxxiv, lxxxv, 220, 221, 229
Callicebus ornatus	Callithrix gigot . . . . .235, 236, 237, 254, 255
li, lxxxvi, 237, 238, 239, 247, 248	Callithrix goeldi li, lxxxv, 220, 221, 224
Callicebus pallescens	Callithrix humeralifer
li, lxxxvi, 237, 238, 239, 251	li, lxxxiv, lxxxv, 218, 220, 221, 230
Callicebus pænulatus	Callithrix infulatus . . . . .235
li, lxxxiv, lxxxvi, 238, 239, 245	Callithrix jacchus
Callicebus personatus	li, lxxxiv, lxxxv, 217, 218, 220
xxxix, li, lxxxiv, lxxxvi	221, 225, 228, 229, 231
238, 239, 254, 255	Callithrix leucocephala
Callicebus remulus	li, lxxxiv, lxxxv, 218, 220, 221, 229, 232
li, lxxxvi, 238, 239, 249	Callithrix leucogenys . . . . .220, 221
Callicebus subrufus	Callithrix leucopus
li, lxxxiv, lxxxvi, 237, 238, 239, 247	l, lxxxiv, lxxxv, 220, 222

	PAGE		PAGE
Callithrix lugens	235, 236, 240	caraya (Alouatta)	
Callithrix melanochir	235, 236, 237	lii, lxxiv, lxxxvi, 260, 261	
Callithrix melanura	222	262, 264, 265, 266, 271	
Callithrix midas	180, 191	caraya (Cebus)	260, 265
Callithrix moloch	235, 236, 237, 251	caraya (Mycetes)	259, 261, 262, 266
Callithrix nigrifrons	235, 236, 237, 254	caraya (Simia)	260, 265
Callithrix œdipus	180, 213	carbo (Pygathrix)	lxxiii, lxxi, c
Callithrix ornatus	236, 237, 248	carimatæ (Pithecus)	lviii, lxx, xciv
Callithrix penicillata		carimatæ (Pygathrix)	lxxii, lxxi, xcix
li, lxxiv, lxxxv, 218, 220, 226, 227		carruthersi (Lasiopyga s.)	lx, xcvi
Callithrix penicillata jordani		cassiquiarensis (Chrysothrix s.)	
li, lxxiv, lxxxv, 220, 221, 227		308, 311	
Callithrix personata		cassiquiarensis (Pithesciureus)	308
xxxix, lxxiv, 234, 235, 236, 237, 254, 255		cassiquiarensis (Saimiri)	
Callithrix pygmæa		liii, lxxiv, lxxxviii, 308	
li, lxxiv, lxxxv, 220, 221, 232		309, 310, 311, 312	
Callithrix rosalia	180, 209	cassiquiarensis (Simia s.)	311
Callithrix santaremensis		castaneiceps (Gorilla g.)	
li, lxxiv, lxxxv, 220, 224		lvii, lxxii, civ	
Callithrix sciureus	234, 235, 308, 310, 315	castaneo-ventris (Callithrix)	237, 244
Callithrix torquatus		castaneus (Cebus)	lv, lxxiii, xci
li, 235, 236, 237, 239, 241.		catemana (Pygathrix)	lxxiii, lxxi, c
Callitrichidæ		Catta	xxxii
xii, xvii, xxi, xxii, xlii, xlix, lxxxiii, 179		catta (Lemur)	
callitrichus (Lasiopyga)	lx, xcvi	xxviii, xlvi, lxxxi, 131, 132, 133	
Callotus	xxxix, 45	134, 135, 136, 139, 141, 158	
Callotus montei	48	Catta mococo	xxxiii
calva (Ouakaria)	301	catta (Prosimia)	134, 159
calva (Pithecia)	287, 301	caucensis (Alouatta s.)	262, 278, 279
calvus (Brachyurus)	xxxix, 300, 301	caudatus (Colobus)	lxv, lxxii, ciii
calvus (Cacajao)		Cebidæ	xiii, xv, xvi, xviii, xxii, xxiii
xxiii, liii, lxxxviii, 299, 300, 301		lii, lxxxvi, 179, 258	
calvus (Pan)	lvii, lxxiii, cv	Cebinæ	xlii, liv
Calypthrocebus	xxxix	Cebuella	xl, 216
cameronensis (Galago a.)		Cebuella pygmæa	233
xlvi, lxviii, lxxviii, 65		Cebugale	xxx, 87
cameronensis Galago a. (Otolicnus)	65	Cebugale commersonii	92
campbelli (Lasiopyga)	lxi, lxx, xcvi	Cebugale commersonii	xxx, 88, 92
cana (Lagothrix)	xxxvi, liv, lxxiv, xc	Cebus	xiv, xvi, xviii, xxiv, xxxii, xxxvii
cana (Pygathrix)	lxxiii, lxxi, c	xlii, lv, lxxiv, lxxv, xc, 78, 235, 282, 308	
candidus (Propithecus)	172	Cebus albifrons	lv, xc, 281
caniceps (Mixocebus)		Cebus amictus var. $\beta$	235
xxxix, xlvi, lxxix, 110		Cebus apella	lv, lxxiii, xc
capillimentosa (Pithecia)		Cebus apiculatus	lv, lxxiv, xci
lii, lxxiii, lxxxvii, 287, 288, 291		Cebus azaræ	lv, lxxiv, xci
capitalis (Pithecus)	lviii, liv, xciv	Cebus a. pallidus	lv, lxxv, xci
capucina (Simia)	xxxiv, lv	Cebus beelzebul	260, 270
capucinus (Cebus)	lv, lxxiii, xc	Cebus capucinus	lv, lxxiii, xc

PAGE	PAGE
Cebus c. nigripectus .....lv, lxxiv, xc	Cercocebus aterrimus .....lix, xc
Cebus caliginosus .....lv, lxxiv, xci	Cercocebus chrysogaster ....lviii, xc
Cebus caraya .....260, 265	Cercocebus fuliginosus ....xxxiii, lviii
Cebus castaneus .....lv, lxxiii, xci	Cercocebus galeritus .....lix, xc
Cebus chrysopus .....lv, lxxiv, xci	Cercocebus hagenbecki .....lix, xc
Cebus cirrifer .....lv, lxxiv, xci	Cercocebus lunulatus .....lviii, xc
Cebus crassiceps .....lxxiv, xci	Cercocebus torquatus .....lviii, xc
Cebus cupreus .....235	Cercopithecidae .....xix
Cebus fatuellus .....lv, lxxiv, xci	Cercopithecus
Cebus flavicaudata .....260, 275	xxiii, xxxi, xxxii, xlii, xlix
Cebus flavus .....lv, lxxiv, xci	lxxxiii, 179, 181, 183, 190
Cebus frontatus .....lv, lxxiv, xc	Cercopithecus albigularis .....xl
Cebus infulatus .....235	Cercopithecus bicolor .....182, 184
Cebus libidinosus .....lv, lxxiv, xci	Cercopithecus cynosurus xxxviii, xcvi
Cebus lugens var. $\gamma$ .....235	Cercopithecus grayi .....xxxix
Cebus macrocephalus .....lv, lxxiv, xci	Cercopithecus hamlyni .....xl, lix
Cebus malitiosus .....lv, lxxiv, xci	Cercopithecus larvatus ....xxxiii, lxiv
Cebus melanochir .....235	Cercopithecus l'hoesti .....xl
Cebus moloch .....234, 235, 251	Cercopithecus midas xlix, lxxiii, lxxxiii
Cebus nigrifrons .....235	180, 182, 184, 185, 190, 191, 192, 193
Cebus personatus .....235, 256	Cercopithecus midas egens
Cebus peruanus .....lv, lxxv, xci	xlix, Append. vol. III, p. 256
Cebus satanas .....286	Cercopithecus petaurista .....xxxix
Cebus sciureus .....310	Cercopithecus rufimanus
Cebus seniculus .....260, 277	xlix, lxxiii, lxxxiii, 180
Cebus stramineus .....260	181, 185, 190, 191
Cebus torquatus .....234, 235, 239	Cercopithecus talapoin .....xxxvi
Cebus torquatus var. $\beta$ amictus...235	Cercopithecus ursulus
Cebus unicolor .....lv, lxxiv, xc	xlix, lxxiii, lxxiv, lxxxiii, 180
Cebus u. cuscinus .....liv, lxxv, xci	181, 182, 185, 190, 192, 200
Cebus ursinus .....260, 275	Cercoptochus .....299
Cebus variegatus .....lv, lxxiv, xci	ceylonicus (Lemur) .....17
Cebus vellerosus .....lv, lxxiv, xci	ceylonicus (Lemur g.) .....17, 19
Cebus versuta .....lv, lxxiv, xci	ceylonicus (Nycticebus) .....22
Cephaloptera (Pygathrix) lxiii, lxxi, c	Chæropithecus .....xxxvii. xl
Cephalopachus .....xxix, 7	Cheirogaleus
cephaloptera! (Simia) .....xli	xxix, 87, 88, 90, 100, 101, 111, 135, 136
cephodes (Lasiopyga) .....lx, xcvi	Cheirogaleus adipicaudatus ....89, 93
cephus (Lasiopyga) .....lv, xcvi	Cheirogaleus commerçoni .....92
cephus (Simia) .....xlii	Cheirogaleus cinereus .....88
centralis (Lasiopyga) .....lx, xcvi	Cheirogaleus coquereli ...100, 107, 173
Cercocebus	Cheirogaleus crossleyi .....96, 111
xvi, xix, xxv, xxxiii, xliii, lviii, xc	Cheirogaleus furcifer .....108
Cercocebus æthiops .....lviii, xc	Cheirogaleus gliroides .....100, 103
Cercocebus agilis .....lix, xc	Cheirogaleus major
Cercocebus albigena .....lix, xc	xxviii. xxix, xxx, xxxi
Cercocebus a. johnstoni .....lix, xc	xlvi, 87, 89, 92, 93, 111
Cercocebus a. zenkeri .....lix, xc	Cheirogaleus medius .xxx, 88, 112, 113

	PAGE		PAGE
Cheirogaleus melanotus!	95	Chiropotes alba	300
Cheirogaleus milii		Chiropotes albinasa	287, 296
	xxxi, 88, 89, 90, 92, 111	Chiropotes ater	287, 297
Cheirogaleus minor	88, 89, 103	Chiropotes brachyurus	298
Cheirogaleus murinus	88	chiropotes (Chiropotes)	286
Cheirogaleus myoxinus	104	Chiropotes cuxio	xxxvi, 286, 296
Cheirogaleus olivaceus	89	Chiropotes israelita	298
Cheirogaleus pusillus	90, 104	Chiropotes niger	297
Cheirogaleus samati	90, 111, 112, 113	chiropotes (Pithecia)	
Cheirogaleus smithi			xvi, lii, lxxiii, lxxiv, lxxxvii,
	xxxi, 88, 89, 99, 100, 103		286, 287, 288, 297, 300
Cheirogaleus thomasi	111	chiropotes Simia (Pithecia)	297
Cheirogaleus trichotis	90, 96	Chiropotes sagulata	287, 298
Cheirogaleus typicus	88, 89, 92, 94	Chiropotes satanus	287, 297
Cheiomys	xxx, 1	chiropotes (Simia)	286
Cheiomys madagascariensis	2	Chirosciurus	45
Cheiron	xxxvii	Chlorocebus	xl, lx
chimpanse (Pan)	lxvii, lxxiii, cv	chlorocnemis (Callithrix)	236
Chirogale	xxiv, xli, xlvi, lxxviii, lxxix	chrysampyx (Lemur)	134, 135, 136, 144
	87, 89, 90, 91, 100, 101, 136	chrysocephala (Pithecia)	
Chirogale adipicaudatus	89, 90, 100		lii, lxxiv, lxxxvii, 286, 287, 288, 294
Chirogale coquereli	89, 101	chrysogaster (Cercocebus)	lviii, xcvi
Chirogale crossleyi		chrysoleuca (Callithrix)	
	xlvii, lxxix, 89, 91, 92, 96, 111		xxxviii, li, lxxiv, lxxxv
Chirogale furcifer	88, 89		218, 220, 223, 224, 225
Chirogale gliroides	90, 100	chrysoleuca (Hapale)	223
Chirogale griseus	89	chrysoleuca (Mico)	219
Chirogale major		chrysoleucus (Mico)	223
	xlvii, lxxix, 89, 90, 91, 92, 93, 95, 111	chrysomelas (Hapale)	xxxv, 1, 184, 207
Chirogale (Altililemur) medius	90, 100	chrysomelas (Jacchus)	181, 211
Chirogale medius	90, 100	chrysomelas (Leontocebus)	
Chirogale melanotis			1, lxxiv, lxxxiv, 181, 182, 185, 195, 211
	xlvii, lxxix, 90, 91, 92, 94, 96	chrysomelas (Leontopithecus)	183, 211
Chirogale milii	89, 90, 91, 93, 100	chrysomelas (Marikina)	211
Chirogale minor	90, 100	chrysomelas (Midas)	181, 182, 183
Chirogale murinus	88	chrysomelas (Pygathrix)	
Chirogale myoxinus	90, 100		lxiii, lxxi, xcix
Chirogale pusillus	90, 100	chrysopus (Cebus)	lv, lxxiv, xci
Chirogale rufus	90, 100	chrysopyga (Hapale)	184, 200
Chirogale samati	90, 100	chrysopygus (Jacchus)	181, 200
Chirogale sibreei	xlvii, lxxix, 91, 94, 96	chrysopygus (Leontocebus)	
Chirogale smithii	88, 89, 90, 100		1, lxxiv, lxxxiv, 182, 185, 194, 200
Chirogale trichotis		chrysopygus (Marikina)	201
	xlvii, lxxix, 90, 91, 92, 96	chrysopygus (Midas)	201
Chirogale typicus	89, 90, 100	chrysopygus (Seniocebus)	183
Chiromys	xxviii	Chrysothrix	xv, xxxv, 307, 308
Chiromys madagascariensis	2	Chrysothrix entomophaga	308, 315, 316
Chiropotes	xxxviii, 285, 286, 287	Chrysothrix nigrivittata	308, 311, 312



PAGE	PAGE		
Chrysothrix ærstedii . . . . .	309, 316	Colobus occidentalis . . . . .	lxv, lxxii, ciii
Chrysothrix sciurea		Colobus oustaleti . . . . .	lxv, cii
	308, 310, 311, 315, 316	Colobus palliatus . . . . .	lxv, lxxii, ciii
Chrysothrix s. cassiquiarensis	308, 311	Colobus pennanti . . . . .	lxv, lxxii, cii
Chrysothrix usta . . . . .	314	Colobus poliurus . . . . .	lxv, lxxii, ciii
Chrysothrix ustus . . . . .	314	Colobus polycomus . . . . .	lxv, lxxii, cii
chrysurus (Mycetes) 260, 261, 262, 278		Colobus preussi . . . . .	lxv, lxxii, cii
chrysurus (Stentor) . . . . .	261, 278	Colobus rufomitratus	
cincta cauda annulis (Prosimia) . . . . .	132		xxxix, lxv, lxxii, cii
cinerascens (Callicebus)		Colobus rufoniger . . . . .	lxv, lxxii, cii
	li, lxxxvi, 238, 239, 252, 253	Colobus ruwenzori . . . . .	lxv, lxxii, cii
cinerascens (Callithrix) . . . . .	235, 252	Colobus satanas . . . . .	xli, lxv, lxxii, cii
cinerascens (Saguinus) . . . . .	236	Colobus sharpei . . . . .	lxv, lxxii, ciii
cinereiceps (Lemur)		Colobus temmincki . . . . .	lxv, lxxii, cii
	xlviii, lxxxix, 138, 139, 141, 156	Colobus tephrosceles . . . . .	lxv, lxxii, cii
cinereiceps (Lemur m.) . . . . .	156	Colobus tholloni . . . . .	lxv, lxxii, cii
cinereus (Lemur) . . . . .	124, 125, 133	Colobus vellerosus xxxix, lxv, lxxii, cii	
cinereus (Nycticebus)		Colobus versus . . . . .	xli, lxv, lxxii, cii
	xiv, lxxviii, lxxxvi, 21	commerçoni (Cebugale) . . . . .	92
	22, 23, 26, 27, 28, 30	commerçonii (Chirogaleus) . . . . .	92
circumcinctus (Erythrocebus)		commersoni (Cebugale) . . . . .	xxx, 88, 92
	lxii, lxxi, xcix	commersoni (Lemur) . . . . .	xxx
cirrifer (Cebus) . . . . .	lv, lxxiv, xci	concolor (Hylobates) . . . . .	lxvi, lxxii, ciii
citrinellus (Saimiri o.) . . . . .	309, 316, 317	concolor (Simias) . . . . .	xvi, xl, lxiv, ci
Clætes . . . . .	xxxvii, 11	conspicillatus (Galago) . . . . .	47, 48, 73
coibensis (Alouatta p.)		continentis (Symphalangus s.)	
	lii, lxxiii, lxxxvii, 262, 264, 265, 273		xxvi, lxvi, lxxii, ciii
collaris (Lemur)		coquereli (Cheirogaleus) . . . . .	100, 107, 173
	133, 134, 135, 136, 138, 147	coquereli (Chirogale) . . . . .	89, 101
collaris (Prosimia) . . . . .	142, 147, 149	coquereli (Microcebus)	
Colobinae . . . . .	xxv, xliii, lxii		xxxi, xlvii, lxxix, 89, 100, 101, 102, 107
Colobus . . . . .	xvi, xxvi, xliii, lxv, lxxii, cii	coquereli (Mirza) . . . . .	107
Colobus abyssinicus . . . . .	lxv, lxxii, ciii	coquereli (Propithecus)	
Colobus angolensis . . . . .	lxv, lxxii, cii		xliv, lxxxii, 107, 173
Colobus bouvieri . . . . .	lxv, lxxii, cii	coquereli (Propithecus v.)	
Colobus caudatus . . . . .	lxv, lxxii, ciii		xliv, lxxxii, 167, 168, 173
Colobus ellioti . . . . .	lxv, lxxii, cii	coronatus (Lemur)	
Colobus ferrugineus			xlviii, lxxxix, 134, 135
	xxxix, lxv, lxxii, cii		136, 138, 139, 140, 144
Colobus foai . . . . .	lxv, lxxii, cii	coronatus (Propithecus v.)	
Colobus fuliginosus . . . . .	lxv, lxxii, cii		xliv, lxxxii, 167, 168, 171, 174
Colobus gallarum . . . . .	lxv, lxxii, ciii	coronatus (Prosimia) . . . . .	144
Colobus godonorum . . . . .	lxv, lxxii, cii	Corypithecus . . . . .	xxxix, lxii
Colobus graueri . . . . .	lxv, lxxii, cii	Cothurus . . . . .	xli, 299
Colobus guereza . . . . .	xxxviii	couang (Nycticebus)	
Colobus kirki . . . . .	lxv, lxxii, cii		xxx, xlv, lxxviii, lxxxvi, 22, 23, 26, 28
Colobus nigrimanus . . . . .	lxv, lxxii, cii	couang (Tardigradus) . . . . .	xxviii, xlv, 21

	PAGE		PAGE
crassicaudata (Otogale) .....	48	Daubentoniidæ ..	xii, xli, xlv, lxxxv, 1
crassicaudatus (Galago)		Daunus .....	xxxvi
xxx, xlv, lxxvii, lxxvii, 46, 47, 48		dubius (Lemur) .....	134
crassicaudatus (Otolicnus) .....	47	deckeni (Propithecus v.)	
crassiceps (Cebus) .....	lv, lxxiv, xci	xlix, lxxxii, 166, 167, 168, 172	
crepuscula (Pygathrix) ..	lxiv, lxxi, c	demidoffi (Galago) ..	xxix, xxx, 48, 83
cristata (Pygathrix) .....	lxiii, lxxi, c	demidoffi Galago (Hemigalago) ..	83
crossleyi (Cheirogaleus) .....	96, 111	demidoffi (Hemigalago)	
crossleyi (Chirogale)		xlvi, lxxviii, lxxviii, 46, 48	
xlvi, lxxix, 89, 91, 92, 96, 111		82, 83, 84, 85, 86, 125	
cruciger (Pygathrix) ..	lxii, lxxi, xcix	demidoffi (Otolicnus) .....	47, 82
cucullatus (Ateles!) .....	liv	denti (Lasiopyga) .....	lxi, lxx, xcvi
cucullatus (Ateles) .....	liv, lxxxix	devellii (Leontocebus)	
cupidus (Pithecus) .....	lviii, lxx, xciv	l, lxxxiv, 182, 184, 186	
cupreus (Callicebus)		195, 200, 202, 203, 204	
li, lxxiv, lxxxvi, 236, 237, 238, 239		devilli (Hapale) .....	182, 184, 203
241, 242, 244, 245, 247, 248		devilli (Midas)	
cupreus (Callithrix) ..	235, 236, 237, 242	182, 183, 184, 203, 204, 205, 207	
cupreus (Cebus) .....	235	devilli (Seniocebus) .....	183
cupreus (Saguinus) .....	236	Diadema .....	xxxvii
cuscinus (Cebus u.) .....	lv, lxxv, xci	diadema (Haplocebus) .....	169
cuvieri (Lemur) .....	136, 142	diadema (Indrus) .....	169
cuvieri (Otolicnus) .....	73	diadema (Lichanotus) .....	169
cuxio (Chiropotes) .....	xxxvi, 286, 296	diadema (Propithecus)	
cyclopsis (Pithecus) ..	lvii, lxix, xciii	xxix, xlix, lxxxii, 167, 168	
Cynamolgos .....	xxxix	Diana .....	xxxix
Cynocephalus .....	xl	diana (Lasiopyga) .....	lxi, lxx, xcvi
Cynocephalus .....	xxxii, lvi	diana (Simia) .....	xli
Cynocephalus niger .....	xxxv	diehli (Gorilla g.) .....	lxvii, lxxii, civ
Cynocephalus olivaceus .....	121	dilecta (Pygathrix) .....	lxiii, lxxi, c
cynocephalus (Papio) xxxi, lvi, lxix, xci		discolor (Alouatta) .....	267, 268
cynocephalus (Pithecus) .....	xiii	discolor (Callithrix) .....	236, 242, 243
Cynocephalus porcarius .....	xxxvi	discolor (Mycetes)	
Cynocephalus silenus .....	xxxvi	260, 261, 263, 267, 268, 270, 271	
cynocephalus (Simia) .....	xxxiv	djamdjamensis (Lasiopyga) ..	lx, xcvi
Cynopithecus		doggetti (Lasiopyga) .....	lx, xcvi
xviii, xxi, xxvi, xxvii, xxxvii		doguera (Papio) .....	lv, lxix, xci
xliii, lvi, lxix, xcii		dollmani (Pithecus) .....	lviii, lxx, xcvi
Cynopithecus niger .....	lvi, xcii	donacophilus (Callicebus)	
cynosura (Lasiopyga) ..	xxxviii, xcvi	lxxv, lxxxvi, 235, 238, 239	
cynosurus (Cercopithecus) ..	xxxviii	248, 249, 250, 251	
		donacophilus (Callithrix)	
damonis (Propithecus) .....	167, 173	235, 236, 237, 249	
Daubentonia ..	xxi, xxvii, xli, xlv, lxxviii	donacophilus (Saguinus) .....	236
lxxxv, cv, 1, 2, 136		dorsalis (Hapalemur! l.) .....	119
Daubentonia madagascariensis		dorsalis (Lepidolemur) .....	120
xlv, lxxxv, 1, 2, 47		dorsalis (Lepilemur!) .....	119
daubentoni (Tarsius) .....	2	Douroucoulis .....	xlii

	PAGE		PAGE
Drill .....	xl	Erythrocebus sannio ...	lxii, lxxi, xcix
dubius (Lemur) .....	134, 142	Erythrocebus whitei ...	lxii, lxxi, xcix
dunni (Galago) ..	xlvi, lxviii, lxxviii, 70	Erythrocebus zechi ...	lxii, lxxi, xcix
edwardsi (Lepidolemur)		erythrogaster (Midas) .....	196
xlviii, lxxx, 116, 117, 123		erythrogaster (Lasiopyga) ...	lix, xcvi
edwardsi (Perodicticus)		erythrogaster (Seniocebus) .....	183
xlv, lxxvii, 38, 39, 42, 43, 167, 170		erythromela (Prosimia) .....	134, 162
edwardsi (Propithecus d.)		erythrotis (Lasiopyga) .....	lx, xcvi
lxix, lxxxii, 42, 167, 168, 170		Eucebus .....	xxxvii
egens (Cercopithecus m.)		Euoticus .....	xxxi, 45
xlix, Appendix, vol. III, p. 256		Euoticus pallidus .....	79
egeria (Callicebus)		everetti (Pygathrix) .....	lxiii, lxxi, c
li, lxxxvi, 238, 239, 246		fantiensis (Lasiopyga) .....	lix, xcvi
elegantulus (Galago)		fantiensis (Lasiopyga p.) .....	xcvi
xlii, lxviii, lxxviii, 48		fascicularis (Pithecus) ..	lviii, lxix, xciv
68, 77, 78, 79, 80, 81		fatuellus (Cebus) .....	lv, lxxiv, xci
elegantulus Galago (Otogale) .....	77	Faunus .....	xxxv
elegantulus Galago (Otolicnus) ...	77	Faunus indicus .....	xxxiii
elegantulus (Midas) .....	183, 196, 197	faustus (Perodicticus)	
elliotti (Colobus) .....	lxv, lxxii, cii	xlv, lxxvii, 38, 39, 42	
emiliae (Callicebus)		felinus (Nyctipithecus) .....	xxxiv
li, lxxiv, lxxxvi, 237, 238, 239, 250		femoralis (Pygathrix) ..	lxiii, lxxi, xcix
Engeco .....	xl	ferrugineus (Colobus)	
Entellus .....	xl	xxxix, lxxv, lxxii, cii	
entellus (Pygathrix) .....	lxiv, lxxi, c	fischeri (Tarsius) .....	8, 15
entomophaga (Callithrix) ....	308, 315	flavicauda Alouatta (Simia) ...	274, 276
entomophaga (Chrysothrix)		flavicauda (Mycetes) .....	262, 275
308, 315, 316		flavicauda (Pygathrix) ..	lxiii, lxxi, xcix
entomophaga (Saimiri) ...	308, 309, 315	flavicauda (Simia) .....	274, 276
entomophaga (Saimiris) .....	315, 316	flavicaudata (Simia) .....	260, 261
entomophagus (Pithesciureus) ...	308	flavicaudatus (Cebus) .....	260, 275
Eriodes .....	xxxvii	flavicaudatus (Mycetes)	
Eriodes arachnoides .....	xxxv	261, 262, 264, 275	
Erythrocebus xvi, xix, xxv, xxxix, xliii		flavicaudatus (Stentor) .....	260, 274
lx, lxxi, xcvi		flaviceps (Callithrix)	
Erythrocebus albigenis ..	lxii, lxxi, xcix	li, lxxiv, lxxxv, 220, 221, 229	
Erythrocebus baumstarki lxii, lxxi, xcix		flaviceps (Hapale) .....	229
Erythrocebus circumcinctus		flavifrons (Lemur) .....	143, 148
lxii, lxxi, xcix		flavifrons (Midas) ...	182, 183, 184, 207
Erythrocebus formosus ..	lxii, lxxi, xcix	flavifrons (Prosimia) .....	148
Erythrocebus kerstingi ..	lxii, lxxi, xcix	flavifrons (Seniocebus) .....	183
Erythrocebus langeldi ..	lxii, lxxi, xcix	flavimanus (Mycetes) .....	271
Erythrocebus patas ...	lxii, lxxi, xcvi	flaviventer (Lemur) ..	134, 135, 136, 152
Erythrocebus poliophæus		flavus (Cebus) .....	lv, lxxiv, xci
lxii, lxxi, xcix		flavus (Lemur) .....	132
Erythrocebus pyrrhonotus		foai (Colobus) .....	lxv, lxxii, cii
lxii, lxxi, xcvi		formosus (Erythrocebus) ..	lxii, lxxi, xcix

PAGE	PAGE
francescæ (Lasiopyga) .lxi, lxx, xcvi	gabrielli (Hylobates) . . . lxvi, lxxii, ciii
françoisi (Pygathrix) . . . . .lxiii, lxxi, c	Galaginæ . . . . .xii, xxii, xli, xlv, 45, 90
fraterculus (Tarsius)	Galago . . . . .xxii, xxviii, xli, xlv, lxxviii
xliv, lxxxv, 8, 9, 12	45, 46, 47, 48, 90, 136
frederici (Prosimia) . . . . .134, 154	Galago acaciarum . . . . .47, 72
frontata (Pygathrix) . . .lxii, lxxi, xcix	Galago acaciarum var. A alleni . . . . .47
frontatus (Cebus) . . . . .lv, lxxiv, xc	Galago acaciarum var. B senega-
frontatus (Semnopithecus) . . . . .xxxix	lensis . . . . .47, 73
fuliginosus (Cercocebus) . . .xxiii, lviii	Galago acaciarum var. C sennaar-
fuliginosus (Colobus) . . . . .lxv, lxxii, cii	iensis . . . . .47, 74
fuliginosus (Pan) . . . . .lxvii, lxxiii, cv	Galago agisymbanus . . . . .55
fulvis pedibus (Prosimia) . . . . .132	Galago alleni . . . . .xlvi, lxxviii, lxxviii
fulvus (Lemur)	46, 47, 48, 67, 77
xlviii, lxxxi, 132, 133, 134, 135, 136	Galago a. batesi xlvi, lxxviii, lxxviii, 66
138, 139, 140, 146, 147, 149, 150, 158	Galago a. camerensis
funereus (Hylobates) . . .lxvi, lxxii, ciii	xlvi, lxxviii, lxxviii, 65, 67
furax (Papio) . . . . .lvi, lxix, xci	Galago a. (Otolicnus) camerensis 66
furcifer (Cheirogaleus) . . . . .108	Galago a. gabonensis
furcifer (Chirogale) . . . . .88, 89	xlvi, lxxviii, lxxviii, 48, 65, 66, 67
furcifer (Lemur) . . . . .xxxi, 108	Galago (Hemigalago) anomurus . . . . .84
furcifer (Lepilemur!) . . . . .108	Galago badius . . . . .xlvi, lxxviii, lxxvii
furcifer (Microcebus)	Galago batesi . . . . .xlvi, lxxviii, lxxviii
xlvii, lxxix, 89, 99, 100, 101	Galago braccatus
102, 107, 108, 121	xlvi, lxxviii, lxxviii, 68, 69
furcifer (Phaner) . . . . .108	Galago braccatus albipes
fusca (Prosimia) . . . . .132	xlvi, lxxviii, lxxviii, 69, 70
fuscatus (Pithecus) . . . . .lvii, lxix, xciii	Galago conspicillatus . . . . .47, 48, 73
fusciceps (Ateles!) . . . . .liv	Galago crassicaudatus
fusciceps (Ateus) . . . . .liv, lxxxix	xxx, xlv, lxxvii, lxxvii, 46, 47, 48
fuscicollis (Chirogale) . . . . .88	Galago demidoffi . . . . .xxix, xxx, 46, 48, 83
fuscicollis (Hapale) . . . . .184, 207	Galago (Hemigalago) demidoffi . . . . .83
fuscicollis (Leontocebus)	Galago demidoffi poensis . . . . .84
l, lxxxiv, 182, 183, 184, 185, 195, 200, 207	Galago dunni . . . . .xlvi, lxxviii, lxxviii, 70
fuscicollis (Midas) . . . . .181, 183, 184, 207	Galago elegantulus
fuscocomanus (Tarsius) . . . . .15	xlvii, lxxviii, lxxviii, 48
fuscocomurina (Pygathrix) . . .lxii, lxxi, c	68, 77, 78, 79, 80, 81
fuscus (Hylobates) . . . . .lxvi, lxxii, ciii	Galago (Otogale) elegantulus . . . . .77
fuscus (Leontocebus) . . . . .182	Galago (Otolicnus) elegantulus . . . . .77
fuscus (Mycetes) . . . . .260, 261, 262, 275	Galago elegantulus apicalis
fuscus (Pan) . . . . .lxvii, lxxiii, cv	xlvi, lxxviii, lxxviii, 48, 80
fuscus (Pithecus) . . . . .lviii, xciv	Galago elegantulus pallidus
fuscus (Stentor) . . . . .260, 274	xlvi, lxxviii, lxxviii, 48, 79
fuscus (Tarsius) xliv, lxxxvi, 8, 9, 12, 15	Galago elegantulus tonsor
	xlvi, lxxviii, lxxviii, 78
gabonensis (Galago a.)	Galago (Otogale) pallidus . . . . .79
xlvi, lxxviii, lxxviii, 48, 65, 66, 67	Galago galago . . . . .47, 68
gabonensis Galago a. (Otolicnus) . . . . .66	Galago galago var. australis . . . . .73
gabonensis (Otolicnus) . . . . .66	Galago galago B. senegalensis . . . . .73

	PAGE		PAGE
Galago gallarum		Galeocebus mustelinus	119
xlvi, lxxviii, lxxviii, 68, 69, 71		Galeopithecus	32
Galago garnetti		Galeopithecus volans	132, 133
xlvi, lxxviii, lxxviii, 46, 57		galeritus (Cercocebus)	lix, xcv
Galago geoffroyi	46, 72	gallarum (Colobus)	lxv, lxxii, ciii
Galago granti	xlvi, lxxviii, lxxviii, 71	gallarum (Galago)	
Galago hindsi	xlvi, lxxviii, lxxviii, 62	xlvi, lxxvii, lxxviii, 68, 69, 71	
Galago kikuyuensis		garnetti (Galago)	
xlvi, lxxviii, lxxviii, 63		xlvi, lxxviii, lxxviii, 46, 57	
Galago kirki	xlvi, lxxviii, lxxvii, 60	garnetti (Otogale)	48
Galago lasiotis	xlvi, lxxviii, lxxvii, 61	garnetti (Otolienus)	xxxix, 46, 47
Galago (Lemur)	xlvi, lxxviii, lxxviii, 72	Gastrimargus	xxxvi
Galago madagascariensis	46, 99, 103	Gastrimargus infumatus	xxxiv
Galago moholi	46, 48, 70, 72, 74	Gelada	xxxvi
Galago (Otolienus) moholi	46, 47, 72	gelada (Macaca)	xxxvi
Galago minor	99, 103	gelada (Macacus)	xxxvi
Galago monteiri		gelada (Theropithecus)	lvi, lxix, xcii
xxxix, xlvi, lxxvii, lxxviii, 48		geoffroyi (Ateles!)	liv
Galago monteiri kirki	48	geoffroyi (Ateleus)	
Galago mossambicus		liv, lxxiii, lxxiv, lxxxix	
xlvi, lxxviii, lxxviii, 76, 77		geoffroyi (Galago)	46, 72
Galago s. mossambicus	48	geoffroyi (Hapale)	
Galago murinus	73	xxxviii, 182, 184, 214	
Galago nyassæ	xlvi, lxxviii, lxxviii, 70	geoffroyi (Midas)	183, 214
Galago pallida	79	geoffroyi (Ædipomidas)	
Galago pallidus	48, 79	l, lxxiii, lxxxiv, 182, 183	
Galago panganiensis		184, 185, 214, 215	
xlvi, lxxvii, lxxvii, 57		geoffroyi (Ædipus)	214
Galago potto	46	geoffroyi (Perodicticus)	xxix, 38, 39
Galago pupulus	xlvi, lxxviii, lxxviii, 76	geoffroyi (Simia)	217
Galago pusillus	lxxviii, lxxviii, 83	Geopithecus	xxxv
Galago senegalensis		germaini (Pygathrix)	lxiv, lxxi, c
xxviii, xlv, lxxviii, lxxviii, 45		gigot (Callicebus)	
46, 47, 48, 70, 72, 76		li, lxxxvi, 238, 239, 254, 255	
Galago (Otolienus) senegalensis	73	gigot (Callithrix)	235, 236, 237, 254, 255
Galago sennaariensis	xlvi, lxxviii, lxxviii	gliroides (Cheirogaleus)	100, 103
47, 48, 70, 71, 74, 75		gliroides (Chirogale)	90, 100
Galago (Otolienus) sennaariensis	74	gliroides (Microcebus)	105
Galago talboti	xlvi, lxxviii, lxxviii, 67	Gliscebus	xxx, 98
Galago (Otolienus) teng	47	Gliscebus murinus	99, 103
Galago thomasi	85	Gliscebus rufus	99, 103
Galago zanzibaricus		globiceps (Lepidolemur)	
xlvi, lxxviii, lxxviii, 67		xlvii, lxxx, 116, 117	
Galago zuluensis	xlvi, lxxviii, lxxvii, 56	godonorum (Colobus)	lxv, lxxii, cii
Galagoides	xxix, 45	goeldi (Callithrix)	
Galagoides senegalensis	72	li, lxxxv, 220, 221, 224	
Galagonina	48	Gorilla	xiii, xv, xvi, xx, xxvii, xxxvii
Galeocebus	xxx, 115	xlili, lxvi, lxxii, civ	

PAGE	PAGE
Gorilla beringeri . . . . .lxvii, lxxii, ciii	hamlyni (Cercocebus) . . . . .lix, xcvi
Gorilla gorilla . . . . .lxvii, lxxii, civ	hamlyni (Cercopithecus) . . . . .xl, lix
Gorilla g. castaneiceps .lxvii, lxxii, civ	hamlyni (Rhinostigma) . . . . .lix, xcvi
Gorilla g. diehli . . . . .lxvii, lxxii, civ	Hapale . . . . .xv, xxxiv, 179, 181, 182
Gorilla g. jacobi . . . . .lxvii, lxxii, civ	183, 184, 216, 218
Gorilla g. matschie . . . . .lxvi, lxxii, civ	Hapale albicollis . . . . .232
Gorilla mayema . . . . .xl, lxvii	Hapale albicollis var. C. . . . .232
gorilla (Troglodytes) . . . . .xxxvii, lxvi	Hapale argentata . . . . .182, 221, 223
graellsii (Leontocebus)	Hapale aurita . . . . .182, 225
1, lxxxiv, 184, 186, 195, 208	Hapale bicolor . . . . .184, 186
graellsii (Midas) . . . . .184, 208	Hapale chrysoleuca . . . . .223
gracilis (Lemur) . . . . .17, 18	Hapale chrysomelas . . . . .xxxv, 1, 184, 207
gracilis (Loris) . . . . .xxviii, xlv, 18	Hapale chrysopyga . . . . .184, 200
gracilis (Nycticebus) . . . . .18	Hapale devillii . . . . .182, 184, 203
gracilis (Stenops) . . . . .18	Hapale flaviceps . . . . .229
grandidieri (Lepidolemur)	Hapale fuscicollis . . . . .184, 207
xlvii, lxxx, 116, 117, 118	Hapale geoffroyi . . . . .xxxviii, 182, 184, 214
granti (Galago) . . . . .xlvi, lxviii, lxxviii, 71	Hapale humeralifer . . . . .230, 231
graueri (Colobus) . . . . .lxv, lxxii, cii	Hapale humeralifer var. D. . . . .230
grayi (Cercopithecus) . . . . .xxxix	Hapale illigeri . . . . .184, 205
grayi (Lasiopyga) . . . . .lxi, lxx, xcvi	Hapale jacchus . . . . .181, 182, 228, 229
griscens (Ateus) . . . . .liv, lxxxix	Hapale labiata . . . . .184, 196
griseimembra (Aotus) liii, lxxiv, lxxxix	Hapale leonina . . . . .184, 211
griseisticta (Lasiopyga) . . . . .lx, xcvi	Hapale leucocephala . . . . .230
griseo-maculatus (Lemur m.) . . . . .136, 160	Hapale leucocephalus . . . . .181, 182, 230
griseorufus (Microcebus m.) . . . . .101, 104	Hapale leucopus . . . . .222
griseoventris (Midas) . . . . .196, 197	Hapale leucotis . . . . .218
griseoviridis (Lasiopyga) . . . . .lx, xcvi	Hapale melanotis . . . . .218
griseus (Chirogale) . . . . .89	Hapale melanura . . . . .182, 221
griseus (Hapalemur!) . . . . .124, 125	Hapale midas . . . . .184, 191
griseus (Hapalolemur) . . . . .126	Hapale mystax
griseus (Lemur) . . . . .xxx, xlvi, 124, 125	xxxviii, 181, 182, 184, 198, 201
griseus (Microcebus) . . . . .126	Hapale nigricollis . . . . .183, 184, 198, 199
griseus (Mioxicebus) . . . . .xxx, 125	Hapale nigrifrons . . . . .183, 184, 198
griseus (Myoxicebus)	Hapale œdipus . . . . .184, 213
xlviii, lxxx, 88, 110, 121, 124, 125	Hapale penicillata . . . . .181, 226
126, 127, 129, 133, 134, 135	Hapale pileata . . . . .184, 197
guereza (Colobus) . . . . .xxxviii	Hapale pygmæa . . . . .xxxviii, 233
gularis (Aotus) . . . . .liv, lxxiv, lxxxix	Hapale rosalia . . . . .184, 210
Gymnopyga . . . . .xxxviii	Hapale santaremensis . . . . .224
Habrocebus . . . . .xxix, 163, 166, 167	Hapale ursula . . . . .184, 192
Habrocebus diadema . . . . .169	Hapale weddelli . . . . .184, 202
Habrocebus lanatus . . . . .164	Hapalemur! . . . . .xxx, 124, 125
hagenbecki (Cercocebus) . . . . .lix, xcvi	Hapalemur! (Lepilemur!) dorsalis 119
Hamadryas . . . . .xxxvi, lvi	Hapalemur! griseus . . . . .124, 125
hamadryas (Papio) xxiv, lvi, lxix, xcii	Hapalemur! olivaceous . . . . .125, 127
hamadryas (Simia) . . . . .xxxvi	Hapalemur! simus . . . . .xxxi, 125, 128
	Hapalidæ . . . . .xix

- |   | PAGE                          |   | PAGE                                 |
|---|-------------------------------|---|--------------------------------------|
| Hapalolemur .....                           | 115, 135                      | Hylobates funereus .....                          | lxvi, lxxii, ciii                    |
| Hapalolemur griseus .....                   | 126                           | Hylobates fuscus .....                            | lxvi, lxxii, ciii                    |
| Hapanella .....                             | xxxviii                       | Hylobates gabrielli .....                         | lxvi, lxxii, ciii                    |
| harmandi (Pithecus) .....                   | lvii, lxix, xciii             | Hylobates henrici .....                           | lxvi, lxxii, ciii                    |
| Hemigalago xxx, xli, xlvi, lxxviii, lxxviii | 45, 46, 82, 86                | Hylobates hoolock .....                           | lxiii, lxvi, lxxii, ciii             |
| Hemigalago anomurus                         |                               | Hylobates lar .....                               | lxvi, lxxii, ciii                    |
| xlvi, lxxviii, lxxviii, 84, 86              |                               | Hylobates leuciscus .....                         | lxvi, lxxii, ciii                    |
| Hemigalago demidoffi                        |                               | Hylobates leucogenys .....                        | lxvi, lxxii, ciii                    |
| xlvi, lxxviii, lxxviii, 46, 48              |                               | Hylobates nasutus .....                           | lxvi, lxxii, ciii                    |
| 82, 83, 84, 85, 86, 125                     |                               | Hylobates pileatus .....                          | lxvi, lxxii, ciii                    |
| Hemigalago demidoffi poensis                |                               | Hylobates syndactylus .....                       | xv                                   |
| xlvi, lxxviii, lxxviii, 84                  |                               | Hylobatidæ  |                                      |
| Hemigalago thomasi                          |                               | lxiii, xvii, xviii, xxii, xxvi, xliii, lxvi, ciii |                                      |
| xlvi, lxxviii, lxxviii, 85                  |                               | hypoleuca (Pygathrix) .....                       | lxiv, lxxi, c                        |
| henrici (Hylobates) .....                   | lxvi, lxxii, ciii             | Hypsicebus .....                                  | xxx, 7, 8                            |
| heuglini (Papio) .....                      | lvi, lxix, xci                | Hypsicebus bancanus .....                         | xxx, 8, 14                           |
| hilgerti (Lasiopyga) .....                  | lx, xcvi                      |   |                                      |
| hilleri (Nycticebus)                        |                               | ibeanus (Papio) .....                             | lvi, lxix, xci                       |
| xlv, lxxviii, lxxxvi, 22, 24, 31            |                               | ibeanus (Perodicticus)                            |                                      |
| hindei (Lasiopyga k.) .....                 | lxi, lxx, xcvi                | xlv, lxxviii, lxxvii, 38, 39, 41                  |                                      |
| hindi (Galago) .....                        | xlvi, lxxviii, lxxviii, 62    | illigeri (Hapale) .....                           | 184, 205                             |
| hirsuta (Pithecia) .....                    | 286, 287, 289                 | illigeri (Leontocebus)                            |                                      |
| hirsuta (Yarkea) .....                      | 289                           | 1, lxxxiv, 182, 183, 186, 195, 204, 205           |                                      |
| hoffmannsi (Callicebus)                     |                               | illigeri (Midas) .....                            | 182, 183, 184, 205                   |
| li, lxxxvi, 237, 238, 239, 248, 249         |                               | illigeri (Ædipomidas) .....                       | 205                                  |
| holomelas (Propithecus) .....               | 167, 170                      | illigeri (Seniocebus) .....                       | 183                                  |
| holomelas (Propithecus d.) .....            | 167, 170                      | imperator (Leontocebus)                           |                                      |
| holotophrea (Pygathrix)                     |                               | 1, lxxiv, lxxxiv, 184, 185, 195, 209              |                                      |
| lxiii, lxxi, xcix                           |                               | impudens (Pithecus) .....                         | lviii, lxx, xciv                     |
| Homo .....                                  | xxx                           | indicus (Faunus) .....                            | xxxiii                               |
| Homo lar .....                              | xxxiv, xxxv, lxvi             | indicus (Midas) .....                             | 184, 209                             |
| Homonidæ .....                              | xvii                          | Indri .....                                       | 175                                  |
| hoolock (Hylobates) .....                   | lxiii, lxvi, lxxii, ciii      | Indri brevicaudata .....                          | 175                                  |
| hosei (Pygathrix) .....                     | lxiii, lxxi, c                | indri (Indris) .....                              | 176                                  |
| humeralifer (Callithrix)                    |                               | indri (Lemur)                                     |                                      |
| li, lxxiv, lxxxv, 218, 220, 221, 230        |                               | xxviii, xxix, xxx, xlix, 132, 175                 |                                      |
| humeralifer (Hapale) .....                  | 230, 231                      | indri (Lichanotus) .....                          | 175, 176                             |
| humeralifer var. D. (Hapale) .....          | 230                           | Indris .....                                      | xxii, xli, lxxviii, lxxxii, 115, 175 |
| humeralifer (Jacchus) .....                 | 217, 230                      | Indris brevicaudatus .....                        | 176                                  |
| humeralifer (Simia) .....                   | 217                           | Indris indri .....                                | 176                                  |
| hybridus (Ateles!) .....                    | liv, lxxiv                    | Indris indris .....                               | xliv, lxxix, 175                     |
| hybridus (Ateles) .....                     | liv, lxxiv, lxxxix            | Indris laniger .....                              | 164                                  |
| Hylanthropus .....                          | xxxviii                       | Indris longicaudatus .....                        | 163                                  |
| Hylobates .....                             | lxiii, xiv, xv, xvi, xx, xxvi | indris (Pithelemur) .....                         | 176                                  |
| xliv, lxvi, lxxii, ciii                     |                               | Indrisinæ .....                                   | xiv, xxii, xli, xlvi                 |
| Hylobates agilis .....                      | lxvi, lxxii, ciii             | Indrium .....                                     | xxxix, 175                           |
| Hylobates concolor .....                    | lxvi, lxxii, ciii             | Indrus albus .....                                | 169                                  |
|   |                               | Indrus diadema .....                              | 169                                  |

PAGE	PAGE
infumata (Lagothrix)	Jacchus penicillatus . . . . . 217, 218, 226
xxxiv, liv, lxxiv, xc	Jacchus pygmaeus . . . . . 218, 232
infumatus (Gastrimargus) . . . . . xxxiv	Jacchus rosalia . . . . . 181
infulatus (Aotus)	jacchus (Simia)
xxxii, liii, lxxiv, lxxxviii, 235	xxxii, xxxiii, xxxv, 1, 216, 228
infulatus (Callithrix) . . . . . 235	Jacchus trigonifer . . . . . 226
infulatus (Cebus) . . . . . 235	Jacchus ursulus . . . . . 181
infulatus (Saguinus) . . . . . 236	Jacchus vulgaris . . . . . 217, 218, 228, 229
inobservata (Lasiopyga) . . . . . lx, xcvi	jacobi (Gorilla g.) . . . . . lxvii, lxxii, civ
inornatus (Macacus) . . . . . xxxviii	javanicus (Nycticebus)
Insignicebus . . . . . xlii	xlv, lxviii, lxxxvi, 21, 22, 23, 28, 31
insignis (Lasiopyga) . . . . . lxi, lxxi, xcvi	javanicus (Stenops) . . . . . 28
insolita (Lasiopyga) . . . . . lix, xcvi	johni (Pygathrix) . . . . . lxiii, lxxi, c
insulanus (Alouatta)	johni (Semnopithecus) . . . . . xxxviii
lii, lxxiii, lxxxvii, 263, 264, 265, 282	johnstoni (Cercocebus a.) . . . . . lix, xcvi
insulanus (Pithecus) . . . . . lvii, lxix, xciii	johnstoni (Lasiopyga c.) . . . . . lx, xcvi
insularis (Lasiopyga p.) . . . . . lxi, lxx, xcvi	jordani (Callithrix p.)
inusta (Pithecia) . . . . . 286, 289, 290	li, lxxiv, lxxxv, 220, 221, 227
inusta (Yarkea) . . . . . 287, 289	juara (Alouatta)
Iropocus . . . . . xxx, 163	lii, lxxiv, lxxvii, 263, 264, 265, 283
Iropocus laniger . . . . . xxx	ju-ju (Perodicticus)
irrorata (Pithecia) . . . . . 286, 287, 289, 294	xlv, lxxvii, 38, 39, 41
irrorata (Yarkea) . . . . . 287, 289	
irus (Pithecus) . . . . . lviii, lxix, xciv	kandti (Lasiopyga) . . . . . lxi, lxx, xcvi
israelita (Brachyurus)	karimoni (Pithecus) . . . . . lviii, lxx, xciv
xxxiv, 287, 298, 300	Kasi . . . . . xxxix
israelita (Chiropotes) . . . . . 298	kerstingi (Erythrocebus)
	lxii, lxxi, xcix
Jacchus . . . . . 181, 183, 216, 217, 218	kibonotensis (Lasiopyga a.)
Jacchus albicollis . . . . . 218, 231	lxi, lxx, xcvi
Jacchus albifrons . . . . . 209	kikuyuensis (Galago)
Jacchus argentatus . . . . . xxxv, 181, 217, 221	xlvi, lxviii, lxxxviii
Jacchus auritus . . . . . 217	kirki (Colobus) . . . . . lxv, lxxii, cii
jacchus (Callithrix)	kirki (Galago) . . . . . xlvi, lxvii, lxxvii
li, lxxiv, lxxxv, 217, 218, 220	kirki (Galago m.) . . . . . 48
221, 225, 228, 229, 231	klossi (Symphalangus) . . . . . lxvi, lxxii, ciii
Jacchus chrysomelas . . . . . 181, 211	kolbi (Lasiopyga) . . . . . lxi, lxx, xcvi
Jacchus chrysopygus . . . . . 181, 200	kooloo-kamba (Pan) . . . . . lxvii, lxxiii, cv
jacchus (Hapale) . . . . . 181, 187, 228, 229	
Jacchus humeralifer . . . . . 217, 230	labiata (Hapale) . . . . . 184, 196
Jacchus labiatus . . . . . 181, 195	labiata (Lasiopyga) . . . . . lxi, lxxi, xcvi
Jacchus leoninus . . . . . 181	labiatus (Jacchus) . . . . . 181, 195
Jacchus leucocephalus . . . . . 217, 229	labiatus (Leontocebus)
Jacchus leucomeris . . . . . 221	l, lxxiv, lxxxiii, 180, 182, 183, 184
Jacchus maximiliani . . . . . 230	185, 194, 195, 196, 197, 205, 208
Jacchus melanurus . . . . . xxxv, 217, 221	labiatus (Marikina) . . . . . 195
Jacchus midas . . . . . 181	labiatus (Midas)
Jacchus oedipus . . . . . 181, 213	180, 181, 182, 183, 184, 195



	PAGE
labiatus Simia (Midas) .....	195
lacépèdii (Simia) .....	180, 191
lætus (Pithecus) .....	lviii, lxx, xciv
laglaizi (Lasiopyga n.) .....	lx, xcvi
lagonotus (Leontocebus)	
1, lxxxiv, 184, 185, 195, 206	
lagonotus (Midas) .....	184, 206
Lagothrix .....	xvi, xix, xxii, xxxiii, xli
liv, lxxiv, lxxv, xc	
Lagothrix cana .....	xxxvii, liv, lxxiv, xc
Lagothrix lagotricha liv, lxxiv, lxxv, xc	
Lagothrix lugens .....	liv, lxxiv, xc
Lagothrix infumata xxxiv, liv, lxxiv, xc	
Lagothrix thomasi .....	liv, lxxiv, xc
Lagothrix ubericola .....	liv, lxxiv, xc
lagotricha (Lagothrix)	
liv, lxxiv, lxxv, xc	
langeldi (Erythrocebus) lxii, lxxi, xcix	
lanatus (Habrocebus) .....	164
lanatus (Lemur) .....	xxix, 164
lania (Pygathrix) .....	lxiv, lxxi, ci
laniger (Avahis) .....	xxix, 164
laniger (Indris) .....	164
laniger (Iropocus) .....	xxx
laniger (Lemur)	
xxviii, xxix, xxx, xlvi, 133, 163	
laniger (Lichanotus)	
xlvi, lxxxi, 133, 163, 164	
laniger (Microrhynchus) .....	164
laniger (Mycetes) .....	261, 262, 278
lanius (Aotus) .....	liii, lxxiv, lxxxix
lapsus (Pithecus) .....	lviii, lxx, xciv
lar (Homo) .....	xxxvi, xxxvii, lxvi
lar (Hylobates) .....	lxvi, lxxii, ciii
Laratus .....	xxxiv
larvatus (Cercopithecus) .....	xxxiii, lxiv
larvatus (Nasalis) xxxiv, xxxvi, lxiv, ci	
Lasiopyga xiii, xiv, xvi, xxv, xxvi, xxxii	
xxxviii, xl, xliii, lix, xcvi	
Lasiopyga albigularis .....	lxi, lxx, xcvi
Lasiopyga a. beirensis .....	lxi, lxxi, xcvi
Lasiopyga a. kinobotensis	
lxi, lxx, xcvi	
Lasiopyga albitorquata .....	lxi, lxxi, xcvi
Lasiopyga ascanius .....	lix, xcvi
Lasiopyga a. whitesidei .....	lix, xcvi
Lasiopyga aurora .....	lx, xcvi

	PAGE
Lasiopyga boutourlini .....	lix, xcvi
Lasiopyga burnetti .....	lxi, lxx, xcvi
Lasiopyga buttikoferi .....	lix, xcvi
Lasiopyga brazzæ .....	lxi, lxx, xcvi
Lasiopyga callida .....	lx, xcvi
Lasiopyga callitrichus .....	lix, xcvi
Lasiopyga campbelli .....	lxi, lxx, xcvi
Lasiopyga carruthersi .....	lx, xcvi
Lasiopyga centralis .....	lx, xcvi
Lasiopyga c. johnstoni .....	lx, xcvi
Lasiopyga c. lutea .....	lx, xcvi
Lasiopyga c. whytei .....	lix, xcvi
Lasiopyga cephodes .....	lx, xcvi
Lasiopyga cephus .....	lx, xcvi
Lasiopyga cynosura .....	lx, xcvi
Lasiopyga denti .....	lxi, lxx, xcvi
Lasiopyga diana .....	lxi, lxx, xcvi
Lasiopyga djamdjamensis .....	lix, xcvi
Lasiopyga doggetti .....	lix, xcvi
Lasiopyga erythrogaster .....	lix, xcvi
Lasiopyga erythrotis .....	lx, xcvi
Lasiopyga fantiensis .....	lix, xcvi
Lasiopyga francescæ .....	lxi, lxx, xcvi
Lasiopyga grayi .....	lxi, lxx, xcvi
Lasiopyga g. pallida .....	lxi, lxx, xcvi
Lasiopyga griseisticta .....	lx, xcvi
Lasiopyga griseoviridis .....	lx, xcvi
Lasiopyga hilgerti .....	lx, xcvi
Lasiopyga inobservata .....	lx, xcvi
Lasiopyga insignis .....	lxi, lxxi, xcvi
Lasiopyga insolita .....	lix, xcvi
Lasiopyga kandti .....	lxi, lxx, xcvi
Lasiopyga kolbi .....	lxi, lxx, xcvi
Lasiopyga k. hindei .....	lxi, lxx, xcvi
Lasiopyga k. nubila .....	lxi, lxx, xcvi
Lasiopyga labiata .....	lxi, lxxi, xcvi
Lasiopyga leucampyx .....	liv, xcvi
Lasiopyga l'hoesti .....	lix, xcvi
Lasiopyga martini .....	lx, xcvi
Lasiopyga matschie .....	lx, xcvi
Lasiopyga moloneyi .....	lxi, lxx, xcvi
Lasiopyga mona .....	lxi, lxx, xcvi
Lasiopyga mossambicus lxi, lxxi, xcvi	
Lasiopyga neglecta .....	lxi, lxx, xcvi
Lasiopyga nemæus .....	lxii
Lasiopyga neumanni .....	lx, xcvi
Lasiopyga nictitans .....	lx, xcvi

PAGE	PAGE
Lasiopyga n. laglaizi . . . . .	Lemur albifrons
Lasiopyga nigrigenis . . . . .	xlviii, lxxxii, 132, 133, 134, 135,
Lasiopyga nigroviridis . . . . .	136, 138, 139, 141, 154, 155
Lasiopyga opisthosticta . . . . .	Lemur albimanus . . . . .
Lasiopyga petaurista . . . . .	133, 135, 136, 141
Lasiopyga p. fantiensis . . . . .	Lemur anjuanensis . . . . .
Lasiopyga petronellæ . . . . .	133, 135, 136, 142
Lasiopyga pluto . . . . .	Lemur bicolor . . . . .
Lasiopyga pogonias . . . . .	101, 132, 134, 155
Lasiopyga p. nigripes . . . . .	Lemur brunneus . . . . .
Lasiopyga preussi . . . . .	135, 136, 147, 163
Lasiopyga p. insularis . . . . .	Lemur catta
Lasiopyga princeps . . . . .	xxviii, xlviii, lxxxii, 131, 132, 133
Lasiopyga pygerythra . . . . .	134, 135, 139, 141, 158
Lasiopyga roloway . . . . .	Lemur ceylonicus . . . . .
Lasiopyga rubella . . . . .	17
Lasiopyga rufilata . . . . .	Lemur g. ceylonicus . . . . .
Lasiopyga rufitincta . . . . .	17, 18
Lasiopyga rufoviridis . . . . .	Lemur chrysampyx . . . . .
Lasiopyga schmidti . . . . .	134, 135, 136, 144
Lasiopyga sclateri . . . . .	Lemur cinereiceps
Lasiopyga signata . . . . .	xlviii, lxxxii, 138, 139, 141, 156
Lasiopyga silacea . . . . .	Lemur cinereus . . . . .
Lasiopyga stairsi . . . . .	124, 125, 133
Lasiopyga s. mossambicus	Lemur collaris
lxi, lxxi, xcvi	133, 134, 135, 136, 138, 147
Lasiopyga sticticeps . . . . .	Lemur collaris rufus
Lasiopyga stuhlmanni . . . . .	lxviii, lxxxii, 133, 135, 138, 152
Lasiopyga s. carruthersi . . . . .	Lemur commersoni . . . . .
Lasiopyga s. nigrigenis . . . . .	xxx
Lasiopyga tantalus . . . . .	Lemur coronatus
Lasiopyga t. alexandri . . . . .	xlviii, lxxxii, 134, 135, 136
Lasiopyga t. budgetti . . . . .	138, 139, 140, 144
Lasiopyga t. griseisticta . . . . .	Lemur cuvieri . . . . .
Lasiopyga temmincki . . . . .	136, 142
Lasiopyga thomasi . . . . .	Lemur dubius . . . . .
Lasiopyga wernerii . . . . .	134, 142
Lasiopyga wolfi . . . . .	Lemur flavifrons . . . . .
Lasiopygidæ	143, 148
xiii, xv, xvii, xviii, xix, xliii, lv	Lemur flaviventris . . . . .
Lasiopyginæ . . . . .	134, 135, 136, 152
xliii, lv	Lemur flavus . . . . .
lasiotis (Galago) . . . . .	132
xlvi, lxvi, lxxviii	Lemur fulvus
lasiotis (Pithecus) . . . . .	xlviii, lxxxii, 132, 133, 134, 135, 136
lvii, lxix, xciii	138, 139, 140, 146, 147, 149, 150, 158
lautensis (Pithecus) . . . . .	Lemur furcifer . . . . .
lviii, lxx, xciv	xxxii, 168
Lemur xxii, xxviii, xxxi, xli, xlviii, lxviii	Lemur galago . . . . .
lxxxii, 115, 125, 130, 131, 132, 133	xxviii, 72
134, 135, 136, 137, 138, 140	Lemur gracilis . . . . .
	17, 18
	Lemur gracilis ceylonicus . . . . .
	17, 19
	Lemur griseus . . . . .
	xxx, xlviii, 124, 125
	Lemur indri
	xxviii, xix, xxx, lix, 132, 175
	Lemur lanatus . . . . .
	xxix, 164
	Lemur laniger
	xxviii, xxix, xxx, xlviii, 133, 163
	Lemur leucomystax . . . . .
	135, 137, 157
	Lemur macaco
	xxix, xlviii, lxxxii, 132, 133, 134, 135, 136
	137, 138, 139, 141, 156, 157, 158, 160
	Lemur m. albus . . . . .
	136

	PAGE		PAGE
Lemur m. griseo-maculatus.....	136, 160	Lemur xanthomystax .....	135, 150
Lemur m. niger .....	156	Lemuridæ	
Lemur mayottensis ..	136, 138, 145, 146	89, 99, 100, 115, 116, 135, 136, 138	
Lemur melanocephalus .....	135, 150	Lemurinæ ...	xiv, xxiv, xli, xlvii, 87, 135
Lemur milii .....	92	Lemuroidea ...	xi, xii, xxi, xxii, xli, xlv
Lemur (Chirogaleus) milii.....	92	lxix, lxxv, cv, 100, 138	
Lemur mongos		leonina (Hapale) .....	184, 211
xlviii, lxxxI, 132, 133, 134, 135, 136, 138		leonina (Simia) .....	186, 210
139, 140, 141, 143, 147, 149, 150		leoninus (Jacchus) .....	181
Lemur mongos var. albifrons.....	154	leoninus (Leontocebus)	
Lemur mongos var. cinereiceps....	156	1, lxxxiv, 180, 182, 183, 195, 210	
Lemur mongos rufifrons.....	151	leoninus (Midas) ....	180, 181, 185, 210
Lemur mongos var. rufus .....	153	Leontocebus	
Lemur murinus		xiv, xxiii, xxxv, xlii, 1, lxxiv, lxxxiii	
xxix, xxx, xxxi, 98, 101, 102, 132, 134		179, 181, 182, 183, 184, 194, 217, 218	
Lemur niger 133, 134, 135, 136, 137, 157		Leontocebus apiculatus	
Lemur nigerrimus		1, lxxxiv, 184, 186, 195, 204	
xlviii, lxxxI, 138, 139, 141, 157		Leontocebus ater .....	182, 199
Lemur nigrifrons		Leontocebus ater var. B.....	211
xlviii, lxxxI, 133, 134, 135, 136		Leontocebus aurora .....	182
138, 139, 140, 145, 146		Leontocebus bicolor .....	189
Lemur potto .....	132	Leontocebus chrysomelas	
Lemur prehensilis .....	102	1, lxxiv, lxxxiv, 181, 182, 185, 195, 211	
Lemur psilodactylus .....	2	Leontocebus chrysopygus	
Lemur pusillus .....	xlvii, 98, 99, 103	1, lxxiv, lxxxiv, 182, 185, 194, 200	
Lemur rubriventer		Leontocebus devillii	
xlviii, lxxxI, 134, 135, 136, 139, 140, 151		1, lxxxiv, 182, 184, 186	
Lemur rufifrons		195, 200, 202, 203, 204	
xlviii, lxxxI, 132, 134, 135		Leontocebus fuscicollis	
136, 139, 141, 150, 151		1, lxxxiv, 182, 183, 184, 185, 195, 200, 207	
Lemur rufipes .....	152	Leontocebus fuscus .....	182
Lemur rufus		Leontocebus graellsii	
xlviii, lxxxI, 133, 134, 138, 139, 140, 153		1, lxxxiv, 184, 186, 195, 208	
Lemur samati .....	90, 91	Leontocebus illigeri	
Lemur simia-sciurus .....	132	1, lxxxiv, 182, 183, 186, 195, 204, 205	
Lemur spectrum .....	xxix	Leontocebus imperator	
Lemur tardigradus		1, lxxiv, lxxxiv, 184, 185, 195, 209	
xxviii, xxx, 17, 18, 19, 31, 132		Leontocebus labiatus	
Lemur tarsier .....	7, 8	1, lxxiv, lxxxiii, 180, 182, 183, 184	
Lemur tarsius .....	xliv, 7, 8, 9	185, 194, 195, 196, 197, 205, 208	
Lemur variegatus		Leontocebus lagonotus	
xxx, xlvi, lxxxI, 132, 133, 134		1, lxxxiv, 184, 185, 195, 206	
135, 136, 137, 139, 141, 160, 162		Leontocebus leoninus	
Lemur v. ruber		1, lxxxiv, 180, 182, 183, 195, 210, 211	
xlviii, lxxxI, 133, 134, 135		Leontocebus martinsi	
136, 137, 139, 141, 162		xlix, 184, 185, 186, 188, 189	
Lemur varius .....	160	Leontocebus mystax	
Lemur volans .....	132, 133	1, lxxiv, lxxxiv, 184, 195, 198, 201	

	PAGE		PAGE
Leontocebus nigricollis		Lepilemur! mustelinus	
1, lxxiv, lxxxiv, 182, 183, 184		xxx, xlvii, 115, 118, 119	
185, 194, 199, 200, 201		Lepilemur! pallicauda . . . . .	122
Leontocebus nigrifrons		Lepilemur! ruficaudatus . . . . .	122
1, lxxiv, lxxxiv, 185, 194, 198		leucampyx (Lasiopyga) . . . . .	lix, xcvi
Leontocebus pileatus		leuciscus (Hylobates) . . . . .	lxvi, lxxii, ciii
1, lxxxiii, 182, 186, 194, 197		leucocephala (Callithrix)	
Leontocebus pithecius marikina . . . . .	209	li, lxxiv, lxxxv, 218, 220, 221, 229, 232	
Leontocebus rosalia		leucocephala (Hapale) . . . . .	230
1, lxxiv, lxxxiv, 180, 181, 182		leucocephala (Pithecia)	
183, 185, 195, 209, 210, 211		286, 287, 293, 294, 295	
Leontocebus rufiventer . . . . .	183	leucocephala (Simia) . . . . .	xxxvi, 203
Leontocebus thomasi		leucocephala (Yarkea) . . . . .	286, 287, 293
1, lxxiv, lxxxiii, 184, 185, 194, 198		leucocephalus (Hapale) . . . . .	181, 182, 230
Leontocebus tripartitus		leucocephalus (Jacchus) . . . . .	217, 229
1, lxxxiv, 184, 186, 195, 206		leucogenys (Callithrix) . . . . .	220, 221
Leontocebus weddelli		leucogenys (Hylobates) . . . . .	lxvi, lxxii, ciii
1, lxxxiv, 182, 183, 186, 195, 202		leucogenys (Midas) . . . . .	184, 202, 203, 204
Leontopithecus . . . . .	182, 183, 184, 194	leucometopa (Callicebus)	
Leontopithecus chrysomelas . . . . .	183, 211	li, lxxiv, lxxxvi, 237, 238, 239, 246, 247	
Leontopithecus leoninus . . . . .	211	leucometopa (Callicebus c.) . . . . .	237
Leontopithecus midas . . . . .	191	leucometopa (Callithrix c.) . . . . .	246
Leontopithecus œdipus . . . . .	214	leucomerus (Jacchus) . . . . .	221
Leontopithecus rosalia . . . . .	210	leucomystax (Lemur) . . . . .	135, 137, 157
Lepidolemur		leucophæa (Simia) . . . . .	xxxviii
xli, xlvii, lxxviii, lxxx, 99, 115, 136		leucophæus (Papio) . . . . .	lvi, lxix, xcii
Lepidolemur dorsalis . . . . .	120	leucoprymnus (Pan) . . . . .	lxvii, lxxiii, cv
Lepidolemur edwardsi		leucopus (Callithrix)	
xlvi, lxxx, 116, 117, 123		1, lxxiv, lxxxv, 220, 222	
Lepidolemur globiceps		leucopus (Hapale) . . . . .	222
xlvi, lxxx, 166, 117		leucopus (Lepidolemur)	
Lepidolemur grandidieri		xlvi, lxxx, 116, 117, 118	
xlvi, lxxx, 116, 117, 118		leucotis (Hapale) . . . . .	218
Lepidolemur leucopus		l'hoesti (Cercopithecus) . . . . .	xl
xlvi, lxxx, 116, 117, 118		l'hoesti (Lasiopyga) . . . . .	lix, xcvi
Lepidolemur microdon		libidinosus (Cebus) . . . . .	lv, lxxiv, xci
xlvi, lxxx, 116, 117, 121		Lichanotus	
Lepidolemur mustelinus		xxii, xxviii, xli, xlvi, lxxviii, lxxx, 163	
xlvi, lxxx, 99, 100, 115, 116		Lichanotus avahi . . . . .	164
117, 119, 120, 121, 122		Lichanotis brevicaudatus . . . . .	176
Lepidolemur ruficaudatus		Lichanotus diadema . . . . .	169
xlvi, lxxx, 116, 117, 122		Lichanotus indri . . . . .	175, 176
Lepilemur! . . . . .	xxx, xlvii, 99, 100, 115, 135	Lichanotus laniger	
Lepilemur! dorsalis . . . . .	119	xlvi, lxxx, 133, 163, 164	
Lepilemur! furcifer . . . . .	108	Lichanotus niger . . . . .	176
Lepilemur! murinus . . . . .	103	lingæ (Pithecius) . . . . .	lviii, lxx, xciv
		lingungensis (Pithecius) . . . . .	lviii, lxx, xciv

PAGE	PAGE
Liocephalus .....xxxv, 183, 216	macconnelli (Alouatta)
littoralis (Pithecus) ....lvii, lxix, xciii	iii, lxxiii, lxxxvii, 263, 264, 265, 281
longicaudatus (Indris) .....163	Macrobatas .....xxxv
Lophochebus .....xl, lix	macrocephalus (Cebus) ..lv, lxxiv, xci
Lophocolobus .....xxxix	macrodon (Saimiri)
Lophopithecus .....xxxix, lxii	liii, lxxiv, lxxxviii, 309, 310, 312
Lophotus .....xxxv	Macromerus .....146
Lori .....16	Macromerus typicus .....169
Lori arachnocebus .....18	macromongoz (Prosimia) .....134
lori (Nycticebus) .....xxx, 18	Macropus .....xxviii, 45
Loridium .....xxix, 16	Macrotarsus .....xxix, 7
Loris ....xii, xxi, xxviii, xxix, xli, xlv	macrotarsus (Brachyteles!) ..xxxiv, liv
lxviii, lxxxvi, cv, 16, 17, 20	Macrotarsus buffoni .....xxix
Loris gracilis .....xxviii, xlv, 18	madagascariensis (Cheiromys) .....2
Loris gracilis ceylonicus .....17, 19	madagascariensis (Daubentonia)
Loris gracilis typicus .....19	xliv, lxxxv, 1, 2, 47
Loris gracilis zeylonicus .....19	madagascariensis (Galago) 46, 99, 103
Loris lydekkerianus	madagascariensis (Otolicnus) 2, 47, 103
xliv, lxviii, lxxxvi, 17, 18, 19, 20	madagascariensis (Sciurus)
Loris tardigradus	xxviii, xxix, xlv, 1, 2
xliv, lxviii, lxxxvi, 18, 19, 20, 132	madeiræ (Saimiri)
Lorisinæ .....xiv, xxiii, xli, xlv	liii, lxxiv, lxxxviii, 309, 310, 313, 315
lugens (Callithrix) .....235, 236, 240	Magotus .....xxxiv
lugens var. $\gamma$ (Cebus torquatus) ..235	Magus .....xvi, xix, xxv, xxxiv
lugens (Lagothrix) .....liv, lxxiv, xc	xlili, lvi, lxix, xcii
lugens Simia (Callithrix) .....234, 239	Magus maurus .....xxxiv, lvi, xcii
lunulatus (Cercocebus) .....lviii, xcv	Magus ochreatus .....lvi, xcii
lunulatus (Saimiri) ..308, 309, 311, 312	Magus tonkeanus .....lvi, xcii
lunulatus (Saimiris) .....311	Maimon .....xxxvii
lutea (Lasiopyga c.).....lx, xcvi	major (Cheirogaleus)
lydekkerianus (Loris)	xxviii, xxix, xxx, xxxi
xliv, lxviii, lxxxvi, 17, 18, 19, 20	xlvii, 88, 89, 92, 111
Lyssodes .....xxxvii	major (Chirogale)
Macaca .....xxvii, xxxvi	xlvii, lxxix, 90, 91, 92, 93, 95, 111
Macaca gelada .....xxxvi	major (Microcebus) .....89, 101
macaco (Lemur)	majori (Propithecus) .....172
xxix, xlvi, lxxxi, 132, 133	Maki .....xxix, 130
134, 135, 136, 137, 138, 139	malaianus (Nycticebus)
141, 156, 157, 158, 160	xl, lxviii, lxxxvi, 22, 24, 28, 29, 31
macaco (Prosimia) .....134, 157	malaianus (Nycticebus t.)...22, 24, 29
macaco (Lemur) niger.....156	malitiosus (Cebus) .....lv, lxxiv, xci
Macacus gelada .....xxxvi	Mamatelesus .....xxxix
Macacus inornatus .....xxxviii	mandibularis (Pithecus) lviii, lxx, xciv
Macacus maurus .....xxxviii	Mandrill .....xxxv
Macacus oinops .....xxxvi	Mandrillus .....xxxvi
Macacus rhesus .....xxxvi	margarita (Pygathrix) ....lxiv, lxxi, c
Macacus speciosus .....xxxvii	marginatus (Ateles) liv, lxxiv, lxxxix
	Marikina .....1. 179, 182, 183, 194

PAGE	PAGE		
Marikina albifrons .....	209	melanotis (Chirogale)	xlvi, lxxix, 90, 91, 92, 94, 96
Marikina bicolor .....	187	melanotis (Hapale) .....	218
Marikina chrysomelas .....	211	melanura (Callithrix) .....	222
Marikina chrysopygus .....	201	melanura (Hapale) .....	182, 221
Marikina labiatus .....	195	melanurus (Jacchus) ...	xxxv, 217, 221
Marikina (Leontocebus pithecus) ..	209	melanurus (Mico) .....	221
Marikina rosalia .....	210	melanurus (Midas) .....	221
martini (Lasiopyga) .....	lx, xcvi	melanurus (Simia) .....	217
martinsi (Leontocebus)	xlix, 184, 185, 186, 188, 189	menagensis (Nycticebus)	xliv, lxxviii, lxxxvi, 23, 24, 32
martinsi (Seniocebus)	lxxiv, lxxxiii, 184, 185, 186, 189	metagalpa (Alouatta p.) .....	263, 272
marungensis (Pan s.) ..	lxvii, lxxiii, cv	meticulosus (Seniocebus)	lxxiv, lxxxiii, 184, 186, 188
matschie (Gorilla g.) ..	lxvi, lxxii, civ	mexicana (Alouatta p.)	lii, lxxiii, lxxxvii, 262, 263, 265, 272
matschie (Lasiopyga) .....	lx, xcvi	Mico .....	xxxvi, 216, 218
maurus (Macacus) .....	xxxviii	Mico argentatus .....	221
maurus (Magus) .....	xxxiv, lvi, xcii	Mico chrysoleucus .....	223
maximiliana (Jacchus) .....	230	Mico melanurus .....	221
mayema (Gorilla) .....	xl, lxxvii	Mico sericeus .....	xxxviii, 223
mayema (Pseudogorilla) ..	lxvii, lxxiii, cv	Micoella .....	xxxviii, 216
mayottensis (Lemur) ..	136, 138, 145, 146	Micoella sericeus .....	223
medius (Altililemur)	xlvii, lxxx, 91, 101, 111, 112, 113	Microcebus	xxiv, xxix, xli, xlvi, lxxviii, lxxix, 46, 47
medius (Cheirogaleus)	xxxix, 88, 112, 113		88, 89, 90, 98, 99, 100, 101, 102, 135, 136
medius (Chirogale) .....	90, 100	Microcebus coquereli	xxxix, xlvi, lxxix, 89, 100, 101, 102, 107
medius Chirogale (Altililemur) ...	90	Microcebus furcifer	xlvi, lxxix, 89, 99, 100
medius (Myoxicebus) .....	90		101, 102, 107, 108, 121
melalophus! (Simia) .....	xxxiv	Microcebus gliroides .....	105
melamera (Pygathrix) ..	lxiii, lxxi, xcix	Microcebus griseus .....	126
melanocephala (Ouakaria) .....	306	Microcebus major .....	89, 101
melanocephala (Pithecia) ..	287, 300, 305	Microcebus milii .....	92
melanocephala (Prosimia) .....	147	Microcebus minor .....	101, 103, 105
melanocephala (Simia) ...	xxxvi, 299	Microcebus minor griseorufus ..	101, 104
melanocephalus (Brachyurus) ...	306	Microcebus m. minor .....	101, 104
melanocephalus (Cacajao)	liii, lxxxviii, 300, 301, 305, 306	Microcebus m. rufus .....	104
melanocephalus (Lemur) .....	135, 150	Microcebus murinus	xxix, xxxi, xlvi, lxxix, 46, 47
melanochir (Callicebus)	li, lxxxvi, 238, 239, 244		88, 89, 90, 98, 99, 100, 101, 102
melanochir (Callithrix) ..	235, 236, 237		103, 105, 106, 107, 132, 134
melanochir (Cebus) .....	235	Microcebus myoxinus	xlvi, lxxix, 99, 100, 101, 102, 106, 107
melanochir (Saguinus) .....	236	Microcebus pusillus ..	99, 101, 103, 105
melanolopha (Pygathrix)	lxii, lxxi, xcix	Microcebus p. myoxinus .....	101, 106
melanolopha (Simia) .....	xxxix	Microcebus p. m. smithi .....	101, 104
melanops (Pithecia) .....	256		
melanotis (Cheirogaleus) .....	95		

PAGE	PAGE
Microcebus rufus .....82, 102, 103	Midas pileatus .....182, 183, 197
Microcebus samati .....101, 113	Midas rosalia .....180, 181, 182, 183
Microcebus smithi	Midas rubriventer .....184
99, 100, 101, 102, 104, 105	Midas rufimanus .....180, 181, 183, 191
Microcebus typicus .....92, 99	Midas rufiventer
microdon (Aotus) ...liv, lxxiv, lxxxix	182, 183, 184, 195, 196, 197
microdon (Lepidolemur)	Midas rufoniger .182, 183, 184, 199, 200
xlvi, lxxx, 116, 117, 121	midas (Simia) xxxi, xxxiii, xlix, 180, 190
Microrhynchus .....xxix, 163	Midas spixi .....214, 215
Microrhynchus laniger .....164	Midas tamarin .....182, 191, 192
Midas .....xxxiii, 183, 184, 218	Midas thomasi .....184, 198
Midas albifrons .....183	Midas tripartitus .....184, 206
Midas apiculatus .....184, 204	Midas ursulus xxxviii, 180, 181, 183, 184
Midas argentatus .....221	191, 192, 193, 210
Midas bicolor	Midas weddelli ...182, 183, 186, 195, 202
xxxviii, xlix, 179, 181, 183, 186	milii (Cheirogaleus)
midas (Callithrix) .....180, 191	xxx1, 88, 89, 90, 92, 111
midas (Cercopithecus)	milii (Chirogale) ....89, 90, 91, 93, 100
xlix, lxxiii, lxxxiii, 180, 182	milii (Lemur) .....92
184, 185, 190, 191, 192, 193	milii (Lemur c.).....92
Midas chrysomelas .....181, 182, 183	milii (Microcebus) .....92, 101
Midas chrysopygus .....201	milii (Opolemur) .....93
Midas devillii	minima (Prosimia) .....98, 102
182, 183, 184, 203, 204, 205, 207	minor (Cheirogaleus) .....88, 99, 103
Midas elegantulus .....183, 196, 197	minor (Chirogale) .....90, 100
Midas erythrogaster .....196	minor (Galago) .....99, 103
Midas flavifrons .....182, 183, 184, 207	minor (Microcebus) ....101, 103, 105
Midas fuscicollis .....181, 183, 184, 207	minor (Microcebus m.) .....101, 104
Midas geoffroyi .....183, 214	minor (Otolienus) .....47, 103
Midas graellsii .....184, 208	Miopithecus
Midas griseoventris .....196, 197	xix, xxv, xxxvi, xliii, lxii, lxxi, xcvi
midas (Hapale) .....184, 191	Miopithecus ansorgei .lxii, lxxii, xcvi
Midas illigeri .....182, 183, 184, 205	Miopithecus talapoin .lxii, lxxi, xcvi
Midas imperator .....184, 209	Mioxicebus! .....124
Midas jacchus .....181	Mioxicebus! griseus .....xxx, 125
Midas labiatus	Mioxicebus! simus .....125
180, 181, 182, 183, 184, 195	miriquouina (Aotus)
Midas lagonotus .....184, 206	lii, lxxiv, lxxxiv, 286
Midas leoninus .....180, 181, 185, 210	Mirza .....xxx1, 90, 98, 100, 101
midas (Leontopithecus) .....191	Mirza coquereli .....107
midas leucogenys ...184, 202, 203, 204	mitrata (Presbytis) .....xxxvi
Midas melanurus .....221	Mixocebus
Midas midas .....184, 191	xxx1, xli, xlvii, lxxviii, lxxix, 110
Midas mystax	Mixocebus caniceps
xxxviii, 181, 182, 184, 198, 201	xxx1, xlvii, lxxix, 110
Midas nigricollis .....181, 199	Mococo .....xxx1
Midas nigrifrons .....182, 184, 198	mococo (Catta) .....xxviii
Midas œdipus ...180, 181, 183, 213, 214	moholi (Galago) .....46, 48, 70, 72, 74

	PAGE		PAGE
moholi ( <i>Otolicnus</i> )	47, 73	murinus ( <i>Scartes</i> )	103
moloch ( <i>Callicebus</i> )		mustelinus ( <i>Galeocebus</i> )	119
<i>li</i> , lxxxvi, 234, 238, 239, 251		mustelinus ( <i>Lepidolemur</i> )	
moloch ( <i>Callithrix</i> )	235, 236, 237, 251	xlviii, lxxx, 99, 100, 115, 116	
moloch ( <i>Cebus</i> )	234, 235, 251	117, 119, 120, 121, 122	
moloch ( <i>Saguinus</i> )	236, 252	mustelinus ( <i>Lepilemur</i> !)	
moloch ( <i>Simia</i> )	234, 251	xxx, xlvii, 115, 118, 119	
moloneyi ( <i>Lasiopyga</i> )	lxi, lxx, xcvi	<i>Mycetes</i>	xv, 258, 259, 261, 262, 281
Mona	xxxix	<i>Mycetes auratus</i>	261, 262, 278
mona ( <i>Lasiopyga</i> )	lxi, lxx, xcvi	<i>Mycetes barbatus</i>	260, 261, 262, 265
mona ( <i>Simia</i> )	xxxiv	<i>Mycetes beelzebul</i>	259, 261, 262, 270, 271
monacha ( <i>Pithecia</i> )		<i>Mycetes bicolor</i>	261, 262, 275
<i>lii</i> , lxxiv, lxxv, lxxxvii, 286, 287		<i>Mycetes caraya</i>	259, 261, 262, 266
288, 289, 290, 291, 292, 294		<i>Mycetes chrysurus</i>	260, 261, 262, 278
monacha <i>Simia</i> ( <i>Pithecia</i> )	289	<i>Mycetes discolor</i>	
monacha ( <i>Yarkea</i> )	289	260, 261, 263, 267, 268, 270, 271	
mongos ( <i>Lemur</i> )		<i>Mycetes flavicauda</i>	262, 275
xlviii, lxxxi, 132, 133, 134, 135, 136		<i>Mycetes flavicaudatus</i>	261, 262, 264, 275
138, 139, 140, 141, 143, 149, 150		<i>Mycetes flavimanus</i>	271
mongoz ( <i>Prosimia</i> )	134, 141, 148	<i>Mycetes fuscus</i>	260, 261, 262, 275
monteiri ( <i>Callotus</i> )	48	<i>Mycetes laniger</i>	261, 262, 278
monteiri ( <i>Galago</i> )		<i>Mycetes niger</i>	261, 262, 265, 274
xxxix, xlvi, lxvii, lxxviii, 48		<i>Mycetes palliatus</i>	261, 262, 271
monteiri ( <i>Otogale</i> )	48	<i>Mycetes rufimanus</i>	
monticola ( <i>Pygathrix c.</i> )	lxiii, lxxi, c	191, 260, 261, 270, 271	
mordax ( <i>Pithecus</i> )	lviii, lxx, xciv	<i>Mycetes seniculus</i>	261, 262, 277, 281
Mormon	xxxvii, lvi	<i>Mycetes stramineus</i>	
mormon ( <i>Simia</i> )	xxxv	260, 261, 262, 277, 280, 281	
moschatus ( <i>Simia j.</i> )	217, 228	<i>Mycetes ursinus</i>	259, 261, 262, 274, 281
mossambicus ( <i>Galago</i> )		<i>Mycetes villosus</i>	261, 262, 268
xlvi, lxviii, lxxviii, 76, 77		<i>Myoxicebus</i>	xxxix, xli, xlviii, lxviii
mossambicus ( <i>Galago s.</i> )	48	lxxx, 115, 124, 125	
mossambicus ( <i>Lasiopyga s.</i> )		<i>Myoxicebus griseus</i>	
lxi, lxxi, xcvi		xlviii, lxxx, 88, 110, 121, 124, 125	
Murilemur	xxxix, 90, 98, 100, 104	126, 127, 129, 133, 134, 135	
Murilemur murinus	104	<i>Myoxicebus medius</i>	90
murinus ( <i>Cheirogaleus</i> )	88	<i>Myoxicebus olivaceus</i>	
murinus ( <i>Chirogale</i> )	xlvii, 88	xlviii, lxxx, 88, 89, 125, 127	
murinus ( <i>Galago</i> )	73	<i>Myoxicebus simus</i>	
murinus ( <i>Gliscebus</i> )	99, 103	xlviii, lxxx, 125, 128, 129	
murinus ( <i>Lemur</i> )		<i>Myoxinus</i> ( <i>Cheirogaleus</i> )	104
xxix, xxx, xxxi, 98, 101, 102, 132, 134		<i>Myoxinus</i> ( <i>Chirogale</i> )	90, 100
murinus ( <i>Lepilemur</i> !)	103	<i>myoxinus</i> ( <i>Microcebus</i> )	
murinus ( <i>Microcebus</i> )		xlvii, lxxix, 99, 100, 101, 102, 106, 107	
xxix, xxxi, xlvii, lxxix, 46, 47, 88		<i>myoxinus</i> ( <i>Microcebus p.</i> )	101, 106
89, 90, 98, 99, 100, 101, 102		<i>Myscebus</i>	xxx, 87, 103
103, 105, 106, 107, 132, 134		<i>Myscebus palmarum</i>	xxx, 99
murinus ( <i>Murilemur</i> )	104	<i>Myslemur</i>	xxx, 1, 87



	PAGE
Myspithecus .....	xxix, xxx, 1, 87
Myspithecus (typicus) .....	92
Myspithecus typus .....	xix, 92
Mystax .....	xxxviii
mystax (Hapale)	xxxviii, 181, 182, 184, 198, 201
mystax (Leontocebus)	1, lxxiv, lxxxiv, 185, 195, 198, 201
mystax (Midas)	xxxviii, 181, 182, 184, 198, 201
mystax (Seniocebus) .....	183
Nasalis ....	xiii, xx, xxvi, xxxiii, xxxvii
	xlili, lxiv, lxxii, ci
Nasalis larvatus ..	xxxiv, xxxvi, lxiv, ci
nasica (Simia) .....	xxxiv
nasutus (Hylobates) ...	lxvi, lxxii, ciii
natunæ (Nycticebus)	xlv, lxviii, lxxxvi, 23, 29
natunæ (Nycticebus c.) .....	xlviii, lxxxvi, 22, 29
natunæ (Pygathrix) .....	lxiii, lxxi, c
neglecta (Lasiopyga) ...	lxi, lxx, xcvi
nemæus (Lasiopyga) .....	lxii
nemæus (Pygathrix) ...	xl, lxiv, lxxi, ci
nemæus (Simia) ....	xxxiii, xxxiv, lxii
Nemestrina .....	xxxviii
Nemestrinus .....	lvii
nemestrinus (Pithecus)	xvi, lvii, lxix, xciii
nemestrinus (Simia) .....	xxxviii
Neocebus .....	xl
Neocothurus .....	xxxix, 299
Neopithecus .....	lx
neumanni (Lasiopyga) .....	lx, xcvi
neumanni (Papio) .....	lvi, lxix, xcii
nictitans (Lasiopyga) .....	lx, xcvi
nictitans (Simia) .....	xxxii, lix
niger (Chiropotes) .....	297
niger (Cynocephalus) .....	xxxv
niger (Cynopithecus) .....	lvi, xcii
niger (Lemur)	133, 134, 135, 136, 137, 157
niger (Lemur m.) .....	156
niger (Lichanotus) .....	176
niger (Mycetes) .....	261, 262, 265, 274
niger (Stentor) .....	260, 265, 266
niger (Troglodytes) .....	xxxv

	PAGE
nigeriæ (Papio) .....	lv, lxix, xcii
nigerrimus (Lemur)	xlviii, lxxxii, 138, 139, 141, 157
nigra (Alouatta) .....	262, 265
nigra (Varecia) .....	157
nigriceps (Aotus) ..	liii, lxxiv, lxxxviii
nigriceps (Saimiri b.)	liii, lxxiv, lxxxviii, 309, 310, 316
nigricollis (Hapale) ..	183, 184, 198, 199
nigricollis (Leontocebus)	1, lxxiv, lxxxiv, 182, 183, 184
	185, 194, 199, 200, 201
nigricollis (Midas) .....	181, 189
nigricollis (Seniocebus) .....	183
nigrifrons (Callicebus)	li, lxxxvi, 238, 239, 254, 255
nigrifrons (Callithrix) 235, 236, 237, 254	
nigrifrons (Cebus) .....	235
nigrifrons (Hapale) .....	180, 184, 198
nigrifrons (Lemur)	xlviii, lxxxii, 133, 134, 135, 136
	138, 139, 140, 145, 146
nigrifrons (Leontocebus)	1, lxxiv, lxxxiv, 194, 198
nigrifrons (Leontopithecus)	1, lxxiv, lxxxiv, 185, 194, 198
nigrifrons (Midas) .....	182, 184, 198
nigrifrons (Prosimia) .....	145
nigrifrons (Saguinus) .....	236
nigrifrons (Seniocebus) .....	183
nigrigenis (Lasiopyga s.) .....	lix, xcvi
nigrimanus (Colobus) ...	lxv, lxxii, cii
nigripectus (Cebus c.) .....	lv, lxxiv, xc
nigripes (Lasiopyga p.) ..	lxi, lxx, xcvi
nigripes (Pygathrix) ...	lxiv, lxxi, ci
nigrivittatus (Chrysothrix)	308, 311, 312
nigroviridis (Lasiopyga) .....	lx, xcvi
nobilis (Pygathrix) ....	lxii, lxxi, xcix
Nocthora .....	xxxiv
nocturna (Pithecia) .....	287, 293, 295
nubigena (Pygathrix) ...	lxiii, lxxi, c
nubila (Lasiopyga k.) .....	lxi, lxx, xcvi
nudifrons (Pygathrix) ...	lxii, lxxi, xcix
nyassæ (Galago) xlvi, lxviii, lxxxviii, 70	
Nycticebus	xiv, xviii, xix, xxiii, xxix, xli, xlv, lxviii
	lxxxv, cv, 16, 19, 21, 22, 26, 33, 136

	PAGE		PAGE
Nycticebus bancanus	xl, lxviii, lxxxvii, 22, 23, 24	Ædipomidas	xxvi, xxxvii, xlii, l, lxxiv, lxxxv
Nycticebus bengalensis	...xxix, 21, 26		lxxxiv, 179, 181, 183, 184, 213, 217
Nycticebus borneanus	xl, lxviii, lxxxvi, 22, 23, 24	Ædipomidas geoffroyi	l, lxxiii, lxxxiv, 182, 183
Nycticebus calabarensis	.....36		184, 185, 214, 215
Nycticebus ceylonicus	.....22	Ædipomidas illigeri	.....205
Nycticebus coucang	xxx, xl, lxviii, lxxxvi, 22, 23, 26, 28	Ædipomidas œdipus	l, lxxxiv, 180, 181, 182, 184, 186, 213, 214
Nycticebus c. cinereus	xl, lxviii, lxxxvi	Ædipomidas salaquiensis	l, lxxiv, lxxxiv
	21, 22, 23, 26, 27, 28, 30	Ædipus	.....xxxvi, 182, 184, 213, 218
Nycticebus c. malaianus	.....29	œdipus (Callithrix)	.....180, 213
Nycticebus c. natunæ	lxviii, lxxxvi, 22, 29	Ædipus geoffroyi	.....214
Nycticebus gracillis	.....18	œdipus (Hapale)	184, 213
Nycticebus hilleri	xl, xlvi, lxxxvi, 22, 24, 31	œdipus (Jacchus)	181, 213
Nycticebus javanicus	xl, lxviii, lxxxvi, 21, 22, 23, 28, 30	œdipus (Leontopithecus)	.....214
Nycticebus lori	.....xxx, 18	œdipus (Midas)	..180, 181, 183, 213, 214
Nycticebus malaianus	xl, lxviii, lxxxvi, 22, 24, 28, 29, 31	œdipus (Ædipomidas)	l, lxxxiv, 180, 181, 182, 184, 186, 213, 214
Nycticebus menagensis	xl, lxviii, lxxxvi, 23, 24, 32	œdipus (Simia)	xxxvi, xxxvii, l, 180, 213
Nycticebus natunæ	xl, lxviii, lxxxvi, 23, 29	œdipus Simia (Midas)	.....213
Nycticebus potto	.....xxix, xl, 38, 39	Ædipus titi	.....182, 184, 213
Nycticebus pygmæus	xl, lxviii, lxxxvi, 22, 24, 33	œrstedti (Chrysothrix)	.....309, 316
Nycticebus sondaicus	.....29	œrstedti (Saimiri)	liii, lxxiii, lxxxviii, 309, 310, 316, 317
Nycticebus tardigradus	22, 25, 26, 27, 29, 30	oinops (Macacus)	.....xxxvi
Nycticebus tardigradus var. cinerea	27	olivaceus (Cheirogaleus)	.....89
Nycticebus t. malaianus	.....22, 29	olivaceus (Cynocephalus)	.....121
Nycticebus tenasserimensis	xl, lxviii, lxxxvi, 22, 23, 25	olivaceus (Hapalemur!)	.....125, 127
Nycticibidæ	xii, xxi, xli, xliv, lxxxvi, 16	olivaceus (Myoxicebus)	xlviii, lxxx, 88, 89, 125, 127, 128
Nyctipithecus	.....xxxiv	opisthosticta (Lasiopyga)	...lix, xcvi
Nyctipithecus felinus	.....xxxiv	Opolemur	...xxxi, 87, 90, 91, 101, 111
obscura (Pygathrix)	...lxiii, lxxi, xcix	Opolemur milii	.....93
obscurus (Theropithecus)	lvi, lxix, xcii	Opolemur samati	.....112
occidentalis (Colobus)	..lxv, lxxii, ciii	Opolemur thomasi	.....112, 113
ochreatus (Magus)	.....lvi, xcii	ornatus (Callicebus)	li, lxxxvi, 237, 238, 239, 247, 248
ochrocephala (Pithecia)	.....294, 295	ornatus (Callithrix)	.....236, 237, 248
ochrocephala (Yarkea)	.....287, 295	oseryi (Aotus)	.....liv, lxxiv, lxxxix
ochroleucus (Saimiri)	.....308	Otocebus	.....xxxvii
ocularis (Prosimia)	.....134, 145	Otogale	.....xxxi, xlvi, 45
		Otogale alleni	.....48
		Otogale crassicaudata	.....48
		Otogale garnetti	.....48
		Otogale monteiri	.....48
		Otogale pallida	.....xxxi, 48

PAGE	PAGE		
Otogale peli . . . . .	48	palliatu8 (Colobus) . . . . .	lvi, lxxii, ciii
Otogale sennaariensis . . . . .	48	palliatu8 (Mycetes) . . . . .	261, 262, 271
Otolemur . . . . .	xxx, 45	pallicauda (Lepilemur) . . . . .	122
Otolemur agisymbanus . . . . .	xxx, 48	pallida (Galago) . . . . .	79
Otolicnus . . . . .	xxviii, xlvi, 45	pallida (Lasiopyga g.) . . . . .	lxi, lxx, xcvi
Otolicnus alleni . . . . .	47	pallidus (Cebus a.) . . . . .	lv, lxxv, xci
Otolicnus apicalis . . . . .	48, 80	pallidus (Eusticus) . . . . .	79
Otolicnus australis . . . . .	47	pallidus (Galago) . . . . .	48, 79
Otolicnus crassicaudatus . . . . .	47	pallidus (Galago e.)	
Otolicnus cuvieri . . . . .	93		xlvi, xlviiii, lxxviii, 48, 79
Otolicnus gabonensis . . . . .	66	pallidus (Otolicnus) . . . . .	79
Otolicnus galago . . . . .	46, 47, 72	palmarum (Myscebus) . . . . .	xxx, 99
Otolicnus garnetti . . . . .	xxxi, 46, 47	Pan . . . . .	xiii, xvi, xx, xxvii, xxxiii, xliii
Otolicnus galago a. sennaariensis .	74	Pan africanus . . . . .	xxxiv
Otolicnus galago v. australis . . . . .	73	pan (Ateles!) . . . . .	liv
Otolicnus madagascariensis . . . . .	2, 47, 103	pan (Ateleur) . . . . .	liv, lxxiii, lxxxix
Otolicnus minor . . . . .	47, 103	Pan aubryi . . . . .	lxvii, lxxiii, cv
Otolicnus moholi . . . . .	47	Pan calvus . . . . .	lxvii, lxxiii, cv
Otolicnus pallidus . . . . .	79	Pan chimpanse . . . . .	lxvii, lxxiii, cv
Otolicnus peli . . . . .	82	Pan fuliginosus . . . . .	lxvii, lxxiii, cv
Otolicnus pusillus . . . . .	83	Pan fuscus . . . . .	lxvii, lxxiii, cv
Otolicnus senegalensis . . . . .	47, 73	Pan kooloo-kamba . . . . .	lxvii, lxxiii, cv
Otolicnus sennaariensis . . . . .	47, 74	Pan leucopymnus . . . . .	lxvii, lxxiii, cv
Otolicnus teng . . . . .	47, 74	Pan satyrus . . . . .	lxvii, lxxiii, cv
Otopithecus . . . . .	xli	Pan schweinfurthi . . . . .	lxvii, lxxiii, cv
Ouakaria . . . . .	xxxvii, 287, 299, 300	Pan s. marungensis . . . . .	lxvii, lxxiii, cv
ouakaria (Brachyurus) . . . . .	xxxiii, 306	Pan vellerosus . . . . .	lxvii, lxxiii, cv
Ouakaria calva . . . . .	301	panganiensis (Galago) xlvi, lxvi, lxxvii	
Ouakaria melanocephala . . . . .	306	Paniscus . . . . .	xxxv
Ouakaria rubicunda . . . . .	304	paniscus (Ateles!) . . . . .	290
Ouakaria spixi . . . . .	306	paniscus (Ateleur)	
ouakary (Brachyurus) . . . . .	xxxix, 300, 306		liv, lxxiii, lxxiv, lxxxix
ouakary (Cacajao) . . . . .	300	paniscus (Simia) . . . . .	xxxii, xxxiii, liv
Ouistiti . . . . .	217	Papio	
Ouistitis . . . . .	xxxv, 216		xvi, xix, xxiv, xxxii, xliii, lv, lxix, xci
oustaleti (Colobus) . . . . .	lxv, cii	Papio brockmani . . . . .	lvi, lxix, xcii
pænulatus (Callicebus)		Papio cynocephalus . . . . .	xxxii, lvi, lxix, xci
	li, lxxiv, lxxxvi, 238, 239, 245	Papio doguera . . . . .	lv, lxix, xci
pagensis (Pithecus) . . . . .	lvii, lxx, xciii	Papio furax . . . . .	lvi, lxix, xci
pagonias (Pithecica) . . . . .	286, 287, 293, 294	Papio hamadryas . . . . .	xxiv, lvi, lxix, xcii
pallescens (Callicebus)		Papio h. arabicus . . . . .	lvi, lxix, xcii
	li, lxxxvi, 237, 238, 239, 251	Papio heuglini . . . . .	lvi, lxix, xci
pallescens (Callithrix) . . . . .	237	Papio ibeanus . . . . .	lvi, lxix, xci
pallida (Otogale) . . . . .	xxxiii, 48	Papio leucophæus . . . . .	lvi, lxix, xcii
palliata (Alouatta)		Papio neumanni . . . . .	lvi, lxix, xcii
	lii, lxxiii, lxxxvii, 261, 262	Papio nigeriæ . . . . .	lv, lxix, xci
	263, 265, 271, 272, 273	Papio papio . . . . .	lv, lvi, lxix, xci
		Papio planirostris . . . . .	lvi, lxix, xcii

	PAGE		PAGE
Papio porcarius	lvi, lxix, xci	Phanar	xxxix, 90, 98, 100, 101
Papio pruinosus	lvi, lxix, xcii	Phaner furcifer	108
Papio sphinx	lv, lvi, lxix, xcii	phayrei (Pygathrix)	lxiii, lxxi, xcix
Papio strepitus	lvi, lxix, xcii	philippinensis (Pithecus)	lviii, lxx, xcvi
Papio tessellatum	lv, lxix, xci	philippinensis (Tarsius)	xliv, lxxxv, 8, 9, 10, 12, 13, 33
Papio yokoensis	lvi, lxix, xci	pileata (Hapale)	184, 197
patas (Erythrocebus)	lxii, lxxi, xcvi	pileata (Pygathrix)	lxiv, lxxi, ci
patas (Simia)	xxxix, lxii	pileatus (Hylobates)	lxvi, lxxii, ciii
Pavianus	xxviii, xxxii	pileatus (Leontocebus)	l, lxxxiii, 182, 186, 194, 197
pele (Otogale)	48	pileatus (Midas)	182, 183, 197
pele (Otolocnus)	82	pileatus (Pithecus)	lvii, lxix, xciv
penicillata (Callithrix)	li, lxxiv, lxxxv, 218, 226, 227	pileatus (Seniocebus)	183
penicillata (Hapale)	181, 226	Piliocolobus	xli, lxv
penicillatus (Jacchus)	217, 218, 226	Pithecia	xvi, xviii, xxiii, xxxii, xlii, lii
pennanti (Colobus)	lxv, lxxii, cii	lxiv, lxxv, lxxxvii, 285, 287	
percura (Pygathrix)	lxiii, lxxi, xcix	Pithecia alba	1, 287, 300, 303
Perodicticus	xvi, xvii, xxii, xxix, xli, lxviii	Pithecia albicans	lii, lxxiv, lxxxvii, 286, 287, 288, 292
	lxxvii, 16, 35, 38, 43	Pithecia albinasa	lii, lxxiv, lxxxvii, 286, 287, 288, 295
Perodicticus batesi	38, 42, 43	Pithecia calva	287, 301
Perodicticus bosmani	38, 39	Pithecia capillimentosa	lii, lxxiii, lxxxvii, 287, 288, 291
Perodicticus calabarensis	xxxix, xlv, 35, 36	Pithecia chiropotes	xvi, lii, lxxiii, lxxiv, lxxxvii
Perodicticus edwardsi	xl, lxxvii, 38, 39, 42, 43, 167, 170	286, 287, 288, 297, 300	
Perodicticus faustus	xl, lxxvii, 38, 39, 42	Pithecia chrysocephala	lii, lxxiv, lxxxvii, 286, 287, 288, 294
Perodicticus geoffroyi	xxxix, 38, 39	Pithecia hirsuta	286, 287, 289
Perodicticus ibeanus	xl, lxviii, lxxvii, 38, 39, 41	Pithecia inusta	286, 289, 290
Perodicticus ju-ju	xl, lxxvii, 38, 39, 41	Pithecia irrorata	286, 287, 289, 294
Perodicticus potto	xl, lxxvii, 38, 39, 46, 132, 138	Pithecia leucocephala	286, 287, 293, 294, 295
Perodicticus p. edwardsi	42	Pithecia melanocephala	287, 300, 305
personata (Callithrix)	xxxix, lxxiv, 234, 235, 236, 237, 254, 255	Pithecia melanops	256
personatus (Callicebus)	lxxiv, lxxxvi, 238, 239, 254, 255	Pithecia monacha	lii, lxxiv, lxxv, lxxxvii, 286, 287
personatus (Cebus)	235, 256	288, 289, 290, 291, 292, 294	
personatus (Saguinus)	236, 256	Pithecia monachus	286
personatus (Simia)	234, 256	Pithecia nocturna	287, 293, 295
peruanus (Cebus f.)	lv, lxxv, xci	Pithecia ochrocephala	294, 295
Petaurista	xl	Pithecia pithecia	lii, lxxxvii, 285, 286, 287
petaurista (Cercopithecus)	xxxix	288, 291, 293, 294	
petaurista (Lasiopyga)	lix, xcvi	Pithecia pogonias	286, 287, 293, 294
petronellæ (Lasiopyga)	lxi, lxx, xcvi	Pithecia rubicunda	287, 304
phæurus (Pithecus)	lviii, lxx, xciv		

	PAGE
<i>Pithecia rufibarbata</i> .....	294, 295
<i>Pithecia rufiventer</i> .....	286, 287, 293
<i>Pithecia sagulata</i> .....	286, 298
<i>Pithecia satanas</i>	
<i>lii, lxxiii, lxxiv, lxxv, lxxxviii</i>	
286, 287, 288, 296, 298	
<i>Pithecia satanas var. niger</i> .....	200
<i>pithecia (Simia)</i>	
xxvii, <i>lii, 285, 287, 293, 294</i>	
<i>pithecia (Simia) chiropotes</i> .....	297
<i>Pithecinæ</i> .....	xxiii, xlii, <i>lii, 285</i>
<i>Pithecus</i> .....	xiii, xiv, xvi, xxv, xxxii
xliii, lvii, lxix, xciii, cv	
<i>Pithecus adustus</i> .....	lvii, lxix, xciii
<i>Pithecus agnatus</i> .....	lviii, lxx, xciv
<i>Pithecus alacer</i> .....	lvii, lxx, xciv
<i>Pithecus albibarbatus</i>	
xiv, xxxiv, xxxvii, lvii, lxix, xciv	
<i>Pithecus andamanensis</i> .....	lvii, lxix, xciii
<i>Pithecus assamensis</i> .....	lvii, lxix, xciv
<i>Pithecus baweanus</i> .....	lviii, lxx, xciv
<i>Pithecus bintangensis</i> .....	lviii, lxx, xciv
<i>Pithecus brevicaudus</i> .....	lvii, lxix, xciv
<i>Pithecus cagayanus</i> .....	lviii, xciv
<i>Pithecus capitalis</i> .....	lviii, lxix, xciv
<i>Pithecus carimatæ</i> .....	lviii, lxx, xciv
<i>Pithecus cupidus</i> .....	lviii, lxx, xciv
<i>Pithecus cyclopsis</i> .....	lvii, lxix, xciii
<i>Pithecus cynocephalus</i> .....	xiii
<i>Pithecus dollmani</i> .....	lviii, lxx, xciv
<i>Pithecus fascicularis</i> .....	lvii, lxix, xciv
<i>Pithecus fuscatus</i> .....	lvii, lxix, xciii
<i>Pithecus fuscus</i> .....	lviii, lxx, xciv
<i>Pithecus harmandi</i> .....	lvii, lxix, xciii
<i>Pithecus hirsuta</i> .....	286, 287, 289
<i>Pithecus impudens</i> .....	lviii, lxx, xciv
<i>Pithecus insulanus</i> .....	lvii, lxix, xciii
<i>Pithecus irus</i> .....	lviii, lxix, xciv
<i>Pithecus karimoni</i> .....	lviii, lxx, xciv
<i>Pithecus lætus</i> .....	lviii, lxx, xciv
<i>Pithecus lapsus</i> .....	lviii, lxx, xciv
<i>Pithecus lasiotis</i> .....	lvii, lxix, xciii
<i>Pithecus lautensis</i> .....	lviii, lxx, xciv
<i>Pithecus lingæ</i> .....	lviii, lxx, xciv
<i>Pithecus lungungensis</i> .....	lviii, lxx, xciv
<i>Pithecus littoralis</i> .....	lvii, lxix, xciii
<i>Pithecus mandibularis</i> .....	lviii, lxx, xciv
<i>Pithecus mordax</i> .....	lviii, lxx, xciv

	PAGE
<i>Pithecus nemestrinus</i> .....	xvi, lvii, lxix, xciii
<i>Pithecus pagensis</i> .....	lvii, lxx, xciii
<i>Pithecus phæurus</i> .....	lviii, lxx, xciv
<i>Pithecus philippinensis</i> .....	lviii, lxx, xciv
<i>Pithecus p. apoensis</i> .....	lviii, xciv
<i>Pithecus pileatus</i> .....	lvii, lxix, xciii
<i>Pithecus pumillus</i> .....	lviii, xciv
<i>Pithecus resimus</i> .....	lvii, lxix, xciv
<i>Pithecus rhesus</i> .....	xxxvi, lvii, lxx, xciv
<i>Pithecus rufescens</i> .....	lvii, lxix, xciii
<i>Pithecus sancti-johannis</i> .....	lvii, lxix, xciii
<i>pithecus (Simia)</i> .....	293
<i>Pithecus sinicus</i> .....	lvii, lxix, xciv
<i>Pithecus sirhassenensis</i> .....	lviii, lxx, xciv
<i>Pithecus speciosus</i> .....	lvii, lxix, xciii
<i>Pithecus sphinx</i> .....	xiii
<i>Pithecus suluensis</i> .....	xcv
<i>Pithecus syndactylus</i> .....	xxxvi, lxvi
<i>Pithecus thibetanum</i> .....	lvii, lxix, xciii
<i>Pithecus umbrosus</i> .....	lviii, lxx, xciv
<i>Pithecus validus</i> .....	lvii, lxix, xciv
<i>Pithecus vestitus</i> .....	lvii, lxix, xciii
<i>Pithecus villosus</i> .....	lvii, lxix, xciii
<i>Pithecus vitiis</i> .....	lviii, lxix, xciv
<i>Pithelemur</i> .....	xxx, 175
<i>Pithelemur indris</i> .....	176
<i>Pithes</i> .....	xxxv
<i>Pithesciurus</i> .....	xxxvi, 307, 308
<i>Pithesciurus cassiquiarensis</i> .....	308
<i>Pithesciurus entomophagus</i> .....	308
<i>Pithesciurus saimiri</i> .....	xxxvi, 308, 310
<i>Pithesciurus sciureus</i> .....	308
<i>Pithex</i> .....	xxxvi
<i>planirostris (Papio)</i> .....	lvi, lxix, xcii
<i>pluto (Lasiopyga)</i> .....	lix, xcvi
<i>poensis (Galago d.)</i> .....	84
<i>poensis (Hemigalago)</i>	
xli, lxviii, lxxviii, <b>84</b>	
<i>pogonias (Lasiopyga)</i> .....	lxi, lxx, xcvii
<i>pogonias (Pithecia)</i> .....	286, 287, 293, 294
<i>pogonias (Yarkea)</i> .....	293
<i>poliophæus (Erythrocebus)</i>	
lxii, lxxi, xcix	
<i>poliurus (Colobus)</i> .....	lxv, lxxii, cii
<i>polycomus (Colobus)</i> .....	lxv, lxxii, cii
<i>polycomus (Simia)</i> .....	lxv
<i>Pongiidae</i> .....	xiii, xiv, xvii, xviii, xx, xxix
xliii, lxvi, lxxii, cv	

PAGE	PAGE
Pongo xiii, xiv, xv, xvi, xx, xxvii, xxxii xxxv, xliii, lxvi, lxxii, civ	Propithecus verreauxi xlix, lxxxii, 167, 168, 171, 172, 174
Pongo abelii .....lxvi, lxxii, civ	Propithecus v. coquereli xlix, lxxxii, 167, 168, 173
Pongo borneo .....lxvi	Propithecus v. coronatus xlix, lxxxii, 167, 168, 171, 174
Pongo pygmaeus xxxvii, lxvi, lxxii, civ	Propithecus v. deckeni xlix, lxxxii, 166, 167, 168, 172
Pongo wurmbi .....xxxiii	Prosimia xxviii, 98, 130, 132, 134, 135, 137
porcarius (Cynocephalus) .....xxxvi	Prosimia albimana .....134, 142
porcarius (Papio) .....lvi, lxix, xci	Prosimia albifrons .....134, 154
potenziana (Pygathrix) ...lxiii, lxxi, c	Prosimia anjuanensis .....145
Potto .....xxx, 38	Prosimia brissonii .....134, 142
Potto bosmani .....xxx, 38, 39	Prosimia bugi .....134, 142
potto (Galago) .....46	Prosimia catta .....134, 152
potto (Lemur) .....132	Prosimia cauda annulis cincta....132
potto (Nycticebus) ...xxix, xlv, 38, 39	Prosimia collaris .....142, 147, 149
potto (Perodicticus) xlv, lxxvii, 38, 39, 46, 132, 138	Prosimia coronata .....144
potto (Stenops) .....39	Prosimia erythromela .....134, 162
prehensilis (Lemur) .....102	Prosimia flavifrons .....148
Presbypithecus .....xxxix	Prosimia frederici .....134, 154
Presbytis .....xxxiv	Prosimia fusca .....132
Presbytis mitrata .....xxxvi	Prosimia macaco .....134, 157
preussi (Lasiopyga) ...lxi, lxx, xcvi	Prosimia melanocephala .....147
preussi (Colobus) .....lxv, lxxii, cii	Prosimia micromongoz .....134
priamus (Pygathrix) ....lxiv, lxxi, ci	Prosimia minima .....98, 102
princeps (Lasiopyga) .....lx, xcvi	Prosimia mongoz .....134, 141, 148
Procebus .....xxviii, 130	Prosimia nigrifrons .....145
Procolobus .....xxxix, lxxv	Prosimia ocellaris .....134, 145
Prolemur .....xxxi, 90, 128	Prosimia pedibus albus .....132
Propithecus ...xxii, xxix, xli, xlix, lxxviii lxxxii, 160, 166	Prosimia pedibus fulvus .....132
Propithecus bicolor .....170	Prosimia rufa .....134
Propithecus candidus .....172	Prosimia ruffo .....153
Propithecus coquereli xlix, lxxxii, 167, 173	Prosimia rufipes .....152
Propithecus coronatus .....174	Prosimia ruffifrons .....134, 151
Propithecus damonis .....167, 173	Prosimia xanthomystax .....147
Propithecus diadema xxix, xlix, lxxxii, 167, 168	pruinosis (Papio) .....lvi, lxix, xcii
Propithecus d. edwardsi xlix, lxxxii, 48, 167, 168, 170	Pseudanthropus .....xxxvii
Propithecus d. holomelas ...167, 170	Pseudocebus .....xxxvii
Propithecus d. sericeus xlix, lxxxii, 167, 168, 171	Pseudogorilla xxvii, xl, xliii, lxxviii, lxxxii, cv
Propithecus holomelas .....167, 170	Pseudogorilla mayema ..lxvi, lxxxiii, cv
Propithecus majori .....167, 172	Psilodactylus .....xxix, 1
Propithecus sericeus .....171	psilodactylus (Lemur) .....2
	Pterocolobus .....xxxix
	pullata (Pygathrix c.)....lxiv, lxxi, c
	pumilus (Pithecus) .....lviii, xc

	PAGE
pupulus (Galago) . . . . .	76
pusillus (Cheirogaleus) . . . . .	90, 104
pusillus (Chirogale) . . . . .	90, 100
pusillus (Galago) . . . . .	178, 179, 83
pusillus (Lemur) . . . . .	98, 99, 103
pusillus (Microcebus) . . . . .	99, 101, 103, 105
pusillus (Otolicnus) . . . . .	83
Pygathrix	
xiii, xvi, xix, xxv, xxxiii, xxxvii	
xxxviii, xl, xliii, lxii, lxiv	
lxxi, xcix, cv	
Pygathrix albigena . . . . .	xxxviii
Pygathrix albipes . . . . .	lxiv, lxxi, c
Pygathrix aurata . . . . .	lxiii, lxxi, c
Pygathrix aygula . . . . .	lxiii, lxxi, c
Pygathrix barbei . . . . .	lxiii, lxxi, xcix
Pygathrix batuana . . . . .	lxiii, lxxi, xcix
Pygathrix cana . . . . .	lxiii, lxxi, c
Pygathrix carbo . . . . .	lxiii, lxxi, c
Pygathrix carinatae . . . . .	lxii, lxxi, xcix
Pygathrix catemana . . . . .	lxiii, lxxi, c
Pygathrix cephaloptera . . . . .	lxiii, lxxi, c
Pygathrix c. monticolor . . . . .	lxiii, lxxi, c
Pygathrix chrysomelas . . . . .	lxiii, lxxi, xcix
Pygathrix crepuscula . . . . .	lxiv, lxxi, c
Pygathrix c. wroughtoni . . . . .	lxiv, lxxi, c
Pygathrix cristata . . . . .	lxiii, lxxi, c
Pygathrix c. pullata . . . . .	lxiv, lxxi, c
Pygathrix cruciger . . . . .	lxii, lxxi, xcix
Pygathrix dilecta . . . . .	lxiii, lxxi, c
Pygathrix entellus . . . . .	lxiv, lxxi, c
Pygathrix everetti . . . . .	lxiii, lxxi, c
Pygathrix femoralis . . . . .	lxiii, lxxi, xcix
Pygathrix flavicauda . . . . .	lxiii, lxxi, xcix
Pygathrix francoisi . . . . .	lxiii, lxxi, c
Pygathrix frontata . . . . .	lxii, lxxi, xcix
Pygathrix fuscomurina . . . . .	lxii, lxxi, c
Pygathrix germani . . . . .	lxiv, lxxi, c
Pygathrix holotophrea . . . . .	lxiii, lxxi, xcix
Pygathrix hosei . . . . .	lxiii, lxxi, c
Pygathrix hypoleuca . . . . .	lxiv, lxxi, ci
Pygathrix johni . . . . .	lxiii, lxxi, c
Pygathrix lania . . . . .	lxiv, lxxi, ci
Pygathrix margarita . . . . .	lxiv, lxxi, c
Pygathrix melamera . . . . .	lxiii, lxxi, xcix
Pygathrix melanolopha . . . . .	lxii, lxxi, xcix
Pygathrix natunæ . . . . .	lxiii, lxxi, c
Pygathrix nemæus . . . . .	xl, lxiv, lxxi, ci

	PAGE
Pygathrix nigrimanus . . . . .	lxv, lxxii, xc
Pygathrix nigripes . . . . .	lxiv, lxxi, ci
Pygathrix nobilis . . . . .	lxii, lxxi, xcix
Pygathrix nubigena . . . . .	lxiii, lxxi, c
Pygathrix nudifrons . . . . .	lxii, lxxi, xcix
Pygathrix obscura . . . . .	lxiii, lxxi, xcix
Pygathrix percursa . . . . .	lxiii, lxxi, xcix
Pygathrix phayrei . . . . .	lxiii, lxxi, xcix
Pygathrix pileata . . . . .	lxiv, lxxi, ci
Pygathrix potenzi . . . . .	lxiii, lxxi, c
Pygathrix priamus . . . . .	lxiv, lxxi, ci
Pygathrix rhionis . . . . .	lxiii, lxxi, c
Pygathrix robinsoni . . . . .	lxiii, lxxi, xcix
Pygathrix rubicunda . . . . .	lxii, lxxi, xcix
Pygathrix sabana . . . . .	lxiii, lxxi, c
Pygathrix sanctorem . . . . .	lxiii, lxxi, c
Pygathrix schistaceus . . . . .	lxiv, lxxi, ci
Pygathrix senex . . . . .	lxiii, lxxi, c
Pygathrix siamensis . . . . .	lxiii, lxxi, c
Pygathrix sumatrana . . . . .	lxiii, lxxi, xcix
Pygathrix thomasi . . . . .	lxiii, lxxi, c
Pygathrix ultima . . . . .	lxiv, lxxi, c
Pygathrix ursina . . . . .	lxiii, lxxi, c
pygerythra (Lasiopyga) . . . . .	lx, xcvi
pygerythra (Simia) . . . . .	xxxviii
pygmæa (Callithrix)	
li, lxxiv, lxxxv, 220, 221, 232	
pygmæa (Cebuella) . . . . .	233
pygmæa (Hapale) . . . . .	xxxviii, 233
pygmæa (Simia) . . . . .	xxxii, xxxiii, lxxvii
pygmæus (Jacchus) . . . . .	218, 232
pygmæus (Nycticebus)	
xlv, lxxviii, lxxxvi, 22, 24, 33	
pygmæus (Pongo) xxxiii, lxxvi, lxxii, cii	
pyrrhonotus (Erythrocebus)	
lxii, lxxi, xcvi	
quariba Simia (Stentor) . . . . .	274
Rabienus . . . . .	xxix, 7
remulus (Callicebus)	
li, lxxxvi, 238, 239, 249	
resimus (Pithecus) . . . . .	lvii, xciv
rhesus (Macacus) . . . . .	xxxvi
rhesus (Pithecus) . . . . .	xxxvi, lvii, lxx, xciv
Rhinalazon . . . . .	xxxvi
Rhinopithecus . . . . .	xiii, xiv, xx, xxvi, xxxix
xliii, lxiv, lxxi, ci	

	PAGE		PAGE
Rhinopithecus avunculus	lxiv, lxxii, ci	rufifrons (Lemur)	xlvi, lxxiii, lxxxiii, 180
Rhinopithecus bieti	. . . . .lxiv, lxxii, ci		181, 185, 190, 191
Rhinopithecus brelichi	. . . . .lxiv, lxxii, ci	rufifrons (Lemur m.)	. . . . .151
Rhinopithecus roxellanæ	. . . . .xxvi, lxiv, lxxii, ci	rufifrons (Prosimia)	. . . . .134, 151
Rhinostictus	. . . . .xxxix, lix	rufilata (Lasiopyga)	. . . . .lxi, lxx, xcvi
Rhinostigma	. . . . .xix, xxv, xl, xliii, lix, xc	rufimanus (Cercopithecus)	. . . . .xliv, lxxiii, lxxxiii, 180
Rhinostigma hamlyni	. . . . .lix, xc		181, 185, 190, 191
rhionis (Pygathrix)	. . . . .lxiii, lxxi, c	rufimanus (Midas)	. . . . .180, 181, 183, 191
Rhynchopithecus	. . . . .xxxvii	rufimanus (Mycetes)	. . . . .260, 261, 270, 271
roberti (Aotus)	. . . . .liii, lxxiv, lxxxix	rufipes (Aotus)	. . . . .liii, lxxiii, lxxxix
robinsoni (Pygathrix)	. . . . .lxiii, lxxi, xcix	rufipes (Lemur)	. . . . .152
roloway (Lasiopyga)	. . . . .lxi, lxx, xcvi	rufipes (Prosimia)	. . . . .152
rosalia (Callithrix)	. . . . .180, 209	rufitincta (Lasiopyga)	. . . . .lxi, lxx, xcvi
rosalia (Hapale)	. . . . .184, 210	rufiventer (Leontocebus)	. . . . .183
rosalia (Jacchus)	. . . . .181	rufiventer (Midas)	. . . . .182, 183, 184, 195, 196, 197
rosalia (Leontocebus)	. . . . .1, lxxiv, lxxxiv, 180, 181, 182	rufiventer (Pithecia)	. . . . .286, 287, 293
	. . . . .183, 185, 195, 209, 210, 211	rufiventer (Simia)	. . . . .286, 293
rosalia (Leontopithecus)	. . . . .184, 210	rufiventer (Yarkea)	. . . . .293
rosalia (Midas)	. . . . .180, 181, 182, 183	rufiventris (Ateles)	. . . . .lxxix
rosalia (Simia)	. . . . .xxxvii, 180, 209	rufiventris (Ateleus)	. . . . .liv, lxxiv, lxxxix
roxellanæ (Rhinopithecus)	. . . . .xxvi, lxiv, lxxii, ci	rufomitratu (Colobus)	. . . . .xxxix, lxx, lxxii, cii
roxellanæ (Semnopithecus)	. . . . .xxxix	rufoniger (Colobus)	. . . . .lxv, lxxii, cii
rubella (Lasiopyga c.)	. . . . .lx, xcvi	rufoniger (Midas)	. . . . .182, 183, 184, 199, 200
ruber (Lemur v.)	. . . . .xlvi, lxxxii, 133, 134, 135	rufoniger (Seniocebus)	. . . . .183
	. . . . .136, 137, 139, 141, 162	rufoviridis (Lasiopyga)	. . . . .lx, xcvi
ruber (Varecia)	. . . . .162	rufus (Chirogale)	. . . . .90, 100
rubicunda (Alouatta s.)	. . . . .262, 264, 278, 279	rufus (Gliscebus)	. . . . .99, 103
rubicunda (Ouakaria)	. . . . .304	rufus (Lemur)	. . . . .133, 134, 135, 138, 139, 140, 153
rubicunda (Pithecia)	. . . . .287, 304	rufus (Lemur c.)	. . . . .xlvi, lxxxii, 138, 139, 141
rubicunda (Pygathrix)	. . . . .lxii, lxxi, xcix	rufus (Lemur m. var.)	. . . . .153
rubicundus (Brachyurus)	. . . . .300, 304, 305	rufus (Microcebus)	. . . . .82, 102, 103
rubicundus (Cacajao)	. . . . .liii, lxxxviii, 301, 304	rufus (Microcebus m.)	. . . . .104
rubriventer (Lemur)	. . . . .xlvi, lxxxii, 134, 135, 136, 139, 140, 151	rufus (Miocebus)	. . . . .82, 102, 103
rubriventer (Midas)	. . . . .184	rufus (Satyrus)	. . . . .xxxiii
rufa (Prosimia)	. . . . .134	ruwenzori (Colobus)	. . . . .lxv, lxxii, cii
rufescens (Pithecia)	. . . . .lvii, lxix, xciii	sabana (Pygathrix)	. . . . .lxiii, lxxi, c
ruffo (Prosimia)	. . . . .153	Sagoinus	. . . . .xxxii, 216
rufibarbata (Pithecia)	. . . . .294, 295	Sagoinus infulatus	. . . . .236
ruficaudatus (Lepidolemur)	. . . . .xlvi, lxxx, 116, 117, 122	Sagoinus melanochir	. . . . .236
	. . . . .122	Sagouin	. . . . .xxxii, 216
ruficaudatus (Lepilemur)	. . . . .122	Saguinus	. . . . .234, 235



	PAGE
Saguinus amictus .....	236
Saguinus cinerascens .....	236
Saguinus cupreus .....	236
Saguinus donacophilus .....	236
Saguinus infulatus .....	236
Saguinus melanochir .....	236
Saguinus moloch .....	236, 252
Saguinus nigrifrons .....	236
Saguinus personatus .....	236, 256
Saguinus personatus var. A.....	236
Saguinus sciureus .....	310
Saguinus torquatus .....	236
Saguinus vidua .....	236, 240
sagulata (Chiropotes) .....	287, 298
sagulata (Pithecia) .....	286, 298
sagulata (Simia) .....	298
Saimiri xiii, xv, xvi, xvii, xxiv, xxxv, xlii	
liii, lxxxviii, 234, 300, 307, 308	
Saimiri boliviensis	
liii, lxxv, lxxxviii, 308, 309, 310, 315	
Saimiri b. nigriceps	
liii, lxxiv, lxxxviii, 309, 310, 316	
Saimiri cassiquiarensis	
liii, lxxiv, lxxxviii, 308	
309, 310, 311, 312	
Saimiri entomophaga ....	308, 309, 315
Saimiri lunulatus ....	308, 309, 311, 312
Saimiri macrodon	
liii, lxxiv, lxxxviii, 309, 310, 312	
Saimiri madeiræ	
liii, lxxiv, lxxxviii, 309, 310, 313, 315	
Saimiri ochroleucus .....	308
Saimiri oerstedii	
liii, lxxiii, lxxxviii, 309, 310, 316, 317	
Saimiri ce. citrinellus.....	309, 316, 317
saimiri (Pithesciureus) xxxvi, 308, 310	
saimiri (Sciurea) .....	314
Saimiri sciureus	
liii, lxxiii, lxxiv, lxxxviii, 234, 235	
308, 309, 310, 312, 313, 314, 315	
Saimiri ustus	
liii, lxxv, lxxxviii, 243, 308, 309, 310, 314	
Saimiris .....	307
Saimiris entomophaga .....	315, 316
Saimiris lunulatus .....	311
Saimiris sciureus .....	310
Sajus .....	xxxv
Sakinus .....	xxxiii

	PAGE
salaquiensis (Ædipomidas)	
1, lxxii, lxxxiv	
saltator (Tarsius) .xliv, lxxxvi, 8, 9, 13	
samati (Cheirogaleus) 90, 111, 112, 113	
samati (Chirogale) .....	90, 100
samati (Lemur) .....	90, 91
samati (Microcebus) .....	101, 113
samati (Opolemur) .....	112
sancti-johannis (Pithecus)	
lvii, lxix, xciii	
sanctorem (Pygathrix) ....	lxiii, lxxi, c
sanghirensis (Tarsius)	
xliv, lxxxvi, 8, 9, 12, 13	
sannio (Erythrocebus) ..	lxii, lxxi, xcix
santaremensis (Callithrix)	
li, lxxiv, lxxxv, 220, 224	
santaremensis (Hapale) .....	224
Sapajou .....	xxxiv
Sapajus .....	xxxii
sara (Alouatta)	
lii, lxxv, lxxxvii, 263, 264, 265, 283	
satanas (Brachyurus) .....	296
satanas (Cebus) .....	286
satanas (Chiropotes) .....	287, 297
satanas (Colobus) ...	xli, lxv, lxxii, cii
satanas (Pithecia)	
lii, lxxiii, lxxiv, lxxv, lxxxvii	
286, 287, 288, 296, 298	
satanas (Pithecia) var. nigra.....	296
satanas (Simia) .....	xxxvi, 286, 296
satanas Simia (Pithecia) .....	296
Satyrus .....	xxxv
satyrus (Pan) .....	lxvii, lxxiii, cv
Satyrus rufus .....	xxxiii
satyrus (Simia)	
xxxiv, xxxv, xxxvi, xxxviii, lxvii	
Scartes .....	xxix, 98
Scartes murinus .....	103
schistaceus (Pygathrix) ..	lxiv, lxxi, ci
schmidti (Lasiopyga) .....	lix, xcvi
schweinfurthi (Pan) ..	lxvii, lxxiii, cv
sciurea (Chrysothrix)	
308, 310, 311, 315, 316	
sciurea (Saimiri) .....	314
sciurea (Simia)	
xxxv, xxxvi, liii, 234, 308, 310	
sciureus (Callithrix)	
234, 235, 308, 310, 315	

	PAGE		PAGE
sciureus (Cebus) .....	310	Seniocebus meticulousus	
sciureus (Pithesciureus) .....	308	xlix, lxxiv, lxxxiii, 184, 186, 188	
sciureus (Saguinus) .....	310	Seniocebus mystax .....	183
sciureus (Saimiri)		Seniocebus nigricollis .....	183
liii, lxxiii, lxxiv, lxxxviii, 234, 235		Seniocebus nigrifrons .....	183
308, 309, 310, 312, 313, 314, 315		Seniocebus pileatus .....	183
sciureus (Saimiris) .....	310	Seniocebus rufoniger .....	183
Sciurocheirus .....	xxx1, 45	Seniocebus weddelli .....	183
Sciurus madagascariensis		sennaariensis (Galago)	
xxviii, xxix, xlv, 1, 2		xlvi, lxxviii, lxxxviii, 47, 48, 70, 71, 74, 75	
sclateri (Lasiopyga) .....	lx, xcvi	sennaariensis (Galago acaciarum	
Scolecophagus .....	xxviii, 1	var. C).....	75
Semnocebus .....	xxx, xxxviii, xl, 163	sennaariensis (Galago a. var. G.)...74	
Semnocebus avahi .....	164	sennaariensis (Otogale) .....	48
Semnopithecinae .....	xxv, xxxiv, lxiv	sennaariensis Otolicnus (galago a.)74	
Semnopithecus frontatus .....	xxxix	sennaariensis (Otolicnus) .....	47, 74
Semnopithecus johni .....	xxxviii	sericeus (Mico) .....	xxxviii, 223
Semnopithecus roxellanae .....	xxxix	sericeus (Micoella) .....	223
senegalensis (Galago)		sericeus (Propithecus) .....	171
xxviii, xlv, lxxviii, lxxviii		sericeus (Propithecus d.)	
45, 46, 47, 48, 70, 72, 76		xlv, lxxxiii, 167, 168, 171	
senegalensis (Galagoides) .....	72	sericulus (Alouatta) .....	259
senegalensis (Otogale) .....	48	sharpei (Colobus) .....	lxv, lxxii, ciii
senegalensis (Otolicnus) .....	47	Siamanga .....	xxxviii
senegalensis (Otolicnus g.) B.....73		siamensis (Pygathrix) ....lxiii, lxxi, c	
senex (Aotus) .....	liii, lxxiv, lxxxviii	sibreei (Chirogale)	
senex (Pygathrix) .....	lxiii, lxxi, c	xlvii, lxxix, 91, 94, 96	
seniculus (Alouatta)		signata (Lasiopyga) .....	lix, xcvi
lii, lxxiv, lxxxvii, 260, 261, 262		silacea (Lasiopyga) .....	lx, xcvi
264, 265, 277, 279, 281, 282		Silenus .....	xxxiv
seniculus (Cebus) .....	260, 277	silenus (Cynocephalus) .....	xxxvi
seniculus (Mycetes) ..261, 262, 277, 281		silenus (Simia) .....	xxxvii
seniculus (Simia) .....	xxxv, 277	Simia xxxi, xlili, lvii, lxix, xciii, 286, 307	
seniculus Simia (Stentor) .....	277	Simia æthiops .....	xxxv
seniculus (Stentor) .....	260, 277	Simia amicta .....	234, 241
Seniocebus		Simia apeda .....	83
xxxiii, xxxviii, xlii, xlix, lxxiv		Simia apella .....	xxxv, 83
lxxxiii, 179, 183, 184, 217, 218		Simia argentata .....	xxxv, xxxvi, 221
Seniocebus bicolor		Simia aurita .....	217
xlix, lxxiv, lxxxiii, 181		Simia aygula .....	xxxiv
182, 185, 186, 187, 188		Simia azaræ .....	286
Seniocebus chrysopygus .....	183	Simia beelzebul ..xxx1, lii, 259, 260, 270	
Seniocebus devillii .....	183	Simia (Sapajus) beelzebul .....	270
Seniocebus erythrogaster .....	183	Simia capucina .....	xxxiv, lv
Seniocebus flavifrons .....	183	Simia caraya .....	260, 265
Seniocebus illigeri .....	183	Simia cephaloptera! .....	xli
Seniocebus martinsi		Simia cephus .....	x1
xlv, lxxiv, lxxxiii, 184, 185, 186, 189		Simia chiropotes .....	286

PAGE	PAGE
Simia (Pithecia) chiropotes.....297	Simia satanus .....xxxvi, 286, 296
Simia cynocephalus .....xxxvi	Simia (Pithecia) satanus.....296
Simia diana .....xli	Simia satyrus
Simia flavicauda .....274, 276	xxxiv, xxxv, xxxvi, xxxviii, lxxvii
Simia flavicaudata .....260, 261	Simia sciurea
Simia geoffroyi .....217	xxxv, xxxvi, liii, 234, 308, 310
Simia hamadryas .....xxxvi	Simia sciureus .....234, 308
Simia humeralifer .....217	Simia sciureus cassiquiarensis ....311
Simia jacchus	simia-sciurus (Lemur) .....132
xxxii, xxxiii, xxxvi, 216, 228	Simia seniculus .....xxxv, 277
Simia (Sagoinus) j. moschatus 217, 228	Simia silenus .....xxxvii
Simia lacépèdii .....180, 191	Simia sinica .....xxxii, xxxviii, lvii
Simia leonina .....186, 210	Simia sphinx .....xxxv
Simia leucocephala ....xxxvi, 286, 293	Simia (Stentor) flavicauda...274, 276
Simia p. leucocephala.....293	Simia (Stentor) seniculus .....277
Simia leucophæa .....xxxviii	Simia (Stentor) stramineus.....277
Simia (Callithrix) lugens....234, 239	Simia straminea .....260
Simia melalophus! .....xxxix	Simia sylvanus xxv, xxxi, xxxiii, xxxiv
Simia melanocephala .....xxxvi, 299	xxxv, lvii, lxix, xciii
Simia melanolopha .....xli, liii	Simia talapoin .....lxxi
Simia melanurus .....217	Simia (Callithrix) torquatus...234, 239
Simia midas xxxi, xxxiii, xlix, 180, 190	Simia trivirgata .....xxxiv, liii
Simia (Midas) labiatus.....195	Simia troglodytes
Simia moloch .....234, 251	xxxii, xxxv, xxxvi, xxxviii
Simia mona .....xxxiv	Simia ursina .....260, 274
Simia (Pithecia) monacha.....289	Simia (Midas) ursulus .....192
Simia mormon .....xxxv	Simias . . .xx, xxvi, xl, xliii, lxiv, lxxii, ci
Simia nasica .....xxxiv	Simias concolor . . .xiv, xl, lxiv, lxxii, ci
Simia nemæus .....xxxiii, xxxiv, lxii	Simiidæ .....xvii
Simia nemestrinus .....xxxviii	simus (Hapalemur!) ....xxxii, 125, 128
Simia nictitans .....xxxii, lix	simus (Myoxicebus)
Simia cædipus xxxvi, xxxviii, l, 180, 213	xlvi, lxxx, 125, 128, 129
Simia (Midas) cædipus.....213	simus (Prolemur) .....128
Simia paniscus .....xxxii, xxxiii, liv	sinica (Simia) .....xxxii, xxxviii, lvii
Simia patas .....xxxix, lxii	sinicus (Pithecus) .....lvii, lxix, xciv
Simia penicillata .....217	sirhassenensis (Pithecus)lviii, lxx, xciv
Simia personatus .....234, 256	smithi (Azema) .....104
Simia pithecia	smithi (Cheirogaleus)
xxxii, li, 285, 287, 293, 294	xxxii, 89, 99, 100, 103
Simia polycomus .....lxv	smithii (Chirogale) ....88, 89, 90, 100
Simia pygerythra .....xxxviii	smithi (Microcebus)
Simia pygmæa .....xxxii, xxxiii, lxvi	99, 100, 101, 102, 104, 105
Simia quariba .....260	smithi (Microcebus p. m.) ....101, 104
Simia (Stentor) quariba .....274	sondaicus (Nycticebus) .....29
Simia rosalia .....xxxvii, 180, 209	speciosus (Macacus) .....xxxvii
Simia rufiventer .....286	speciosus (Pithecus) ...lvii, lxix, xciii
Simia (Pithecia) rufiventer.....293	spectrum (Lemur) .....xxix
Simia sagulata .....298	spectrum (Tarsius) .....8, 9, 33

PAGE	PAGE
Sphinx .....xxxvii	Symphalangus s. continentis
sphinx (Papio) .....lv, lvi, lxix, xcii	xxvi, lxvi, lxxii, ciii
sphinx (Pithecus) .....xiii	Syndactylus .....xxxvi
sphinx (Simia) .....xxxv	syndactylus (Hylobates) .....xv
spixi (Aotus) .....liv, lxxxix	syndactylus (Pithecus) ....xxxvi, lxvi
spixi (Midas) .....214, 215	syndactylus (Symphalangus)
spixi (Ouakaria) .....306	lxvi, lxxii, ciii
Stachycolobus .....xxxix, lxv	talapoin (Cercopithecus) .....xxxvi
stairsi (Lasiopyga) ....lxi, lxx, xcvi	talapoin (Miopithecus) lxii, lxxi, xcvi
Stenops .....xxviii, 16, 21	talapoin (Simia) .....lxii
Stenops gracilis .....18	talboti (Galago) xlvi, lxviii, lxxviii, 67
Stenops javanicus .....28	Tamarin .....xxxix, 179, 181, 194, 217
Stenops potto .....39	tamarin (Midas) .....182, 191, 192
Stenops tardigradus .....18, 26	Tamarinus .....1, 194, 195
Stentor .....xxxiii, 258	tantalus (Lasiopyga) .....lx, xcvi
Stentor chrysurus .....261, 278	Tardigradus .....xxviii, 16, 17
Stentor flavicaudatus .....260, 274	tardigradus (Bradylemur) .....26
Stentor fuscus .....260, 274	Tardigradus coucang xxi, xxviii, xlv, 21
Stentor niger .....260, 265, 266	tardigradus (Lemur)
Stentor seniculus .....260, 277	xxviii, xxx, 17, 18, 19, 31, 132
Stentor stramineus	tardigradus (Loris)
260, 261, 265, 266, 277	xliv, lxviii, lxxvi, 18, 19, 20, 132
Stentor ursinus .....260, 274	tardigradus (Nycticebus)
sticticeps (Lasiopyga) .....lx, xcvi	22, 25, 26, 27, 29, 30
straminea (Simia) .....260	tardigradus (Stenops) .....18, 26
straminea Simia (Stentor) .....277	tarsier (Lemur) .....7, 8
stramineus (Cebus) .....260	Tarsiidae .....xxiii, xli, xliv, lxxxv, 7
stramineus (Mycetes)	Tarsius
260, 261, 262, 277, 280, 281	xiii, xxviii, xli, lxiv, lxxxv, cv, 7, 8, 136
stramineus (Stentor)	Tarsius bancanus
260, 261, 265, 266, 277	xxix, xxx, xliv, lxxxvi, 8, 9, 14
stramineus Simia (Stentor) .....277	Tarsius borneanus
strepitus (Papio) .....lvi, lxix, xcii	xliv, lxxxvi, 8, 9, 13, 14
stuhmanni (Lasiopyga) .....lx, xcvi	Tarsius daubentoni .....2
subrufus (Callicebus)	Tarsius fischeri .....8, 15
li, lxxiv, lxxxvi, 237, 238, 239, 247	Tarsius fraterculus xliv, lxxxv, 8, 9, 12
suluensis (Pithecus) .....lviii, xc	Tarsius fuscomanus .....15
sumatrana (Pygathrix) lxiii, lxxi, xcix	Tarsius fuscus ..xliv, lxxxvi, 8, 9, 12, 15
Sylvanus .....xxxiii, xxxiv, 175, 216	tarsius (Lemur) .....xliv, 7, 8, 9
sylvanus (Simia)	Tarsius philippinensis
xxv, xxxi, xxxiii, xxxiv	xliv, lxxxv, 8, 9, 10, 12, 13, 33
xxxv, lvii, lxix, xciii	Tarsius saltator ....xliv, lxxxvi, 8, 9, 13
Symphalangus ..xiii, xv, xx, xxvi, xxxvi	Tarsius sanghirensis
xlili, lxvi, lxxii, civ	xliv, lxxxvi, 8, 9, 12, 13
Symphalangus klossi ...lxvi, lxxii, ciii	Tarsius spectrum .....8, 9, 33
Symphalangus syndactylus	temmincki (Colobus) ....lxv, lxxii, cii
lxvi, lxxii, ciii	

	PAGE
temmincki (Lasiopyga) .lxi, lxx, xcvi	
tenasserimensis (Nycticebus)	
xlv, lxxviii, lxxxvi, 22, 23, 25	
teng Galago (Otolocnus) . . . . . 47	
teng (Otolocnus) . . . . . 47, 74	
tephrosceles (Colobus) . . lxxv, lxxii, cii	
tessellatum (Papio) . . . . .lv, lxix, xci	
Theranthropus . . . . . xxxv, lvi	
Theropithecus	
xxvi, xxxvi, xliii, lxix, xcii	
Theropithecus gelada . . . lvi, lxix, xcii	
Theropithecus obscurus . . lvi, lxix, xcii	
thibetanum (Pithecus) . . lvi, lxix, xciii	
tholloni (Colobus) . . . . .lxv, lxxii, cii	
thomasi (Altillemur)	
xlvi, lxxx, III, II2, II3	
thomasi (Chirogaleus) . . . . . III	
thomasi (Hemigalago)	
lvi, lxxviii, lxxviii, 85	
thomasi (Lagothrix) . . . . liv, lxxiv, xc	
thomasi (Lasiopyga) . . . lxi, lxx, xcvi	
thomasi (Leontocebus)	
I, lxxiv, lxxxiii, 184, 185, 194, 198	
thomasi (Midas) . . . . . 184, 198	
thomasi (Opolemur) . . . . . II2, II3	
thomasi (Pygathrix) . . . . . lxiii, lxxi, c	
titi (Ædipus) . . . . . 182, 184, 213	
tonkeanus (Magus) . . . . . lvi, xcii	
tonsor (Galago e.)	
xlvi, lxxviii, lxxviii, 78	
torquatus (Callicebus)	
li, lxxiii, lxxiv, lxxxv, 234	
235, 236, 238, 239, 241	
torquatus (Callithrix)	
li, 235, 236, 237, 239, 241	
torquatus (Cebus) . . . . . 234, 235, 239	
torquatus (Cebus) var. $\beta$ amictus . . 235	
torquatus (Cercocobus) . . . . . lviii, xc	
torquatus (Saguinus) . . . . . 236	
torquatus Simia (Callithrix) . . 234, 239	
Trachypithecus . . . . . xl	
trichotis (Cheirogaleus) . . . . . 90, 96	
trichotis (Chirogale)	
xlvi, lxxix, 90, 91, 92, 93	
trigonifer (Jacchus) . . . . . 226	
tripartitus (Leontocebus)	
I, lxxxiv, 184, 186, 195, 206	
tripartitus (Midas) . . . . . 184, 206	


	PAGE
trivirgata (Simia) . . . . . xxxiv, liii	
trivirgatus (Aotus)	
liv, lxxiii, lxxiv, lxxxix	
Troglodytes . . . . . xxxii, xxxvii	
Troglodytes gorilla . . . . . xxxvii, lxxvi	
Troglodytes niger . . . . . xxxv	
troglogytes (Simia)	
xxxii, xxxv, xxxvi, xxxviii	
Tropicolobus . . . . . xxxix, lxxv	
typicus (Cheirogaleus) . . . 88, 89, 92, 94	
typicus (Chirogale) . . . . . 89, 90, 100	
typicus (Loris g.) . . . . . 19	
typicus (Macromerus) . . . . . 169	
typicus (Microcebus) . . . . . 92, 99	
typicus (Myspithecus) . . . . . 92	
typus (Myspithecus) . . . . . xxix, 92	
Uacaria . . . . . xxxix, 299	
ubericola (Lagothrix) . . . liv, lxxiv, xc	
ultima (Pygathrix) . . . . . lxiv, lxxi, c	
ululata (Alouatta)	
lii, lxxvii, 263, 264, 267	
umbrosus (Pithecus) . . . lviii, lxx, xciv	
unicolor (Cebus) . . . . . lv, lxxiv, xc	
ursina (Alouatta)	
lii, lxxv, lxxxvii, 260, 261	
262, 264, 265, 274, 275	
ursina (Pygathrix) . . . . . lxiii, lxxi, c	
ursina (Simia) . . . . . 260, 274	
ursinus (Cebus) . . . . . 260, 275	
ursinus (Mycetes) 259, 261, 262, 274, 281	
ursinus (Stentor) . . . . . 260, 274	
ursula (Hapale) . . . . . 184, 192	
ursula (Simia midas) . . . . . 192	
ursulus (Cercopithecus)	
xlix, lxxiii, lxxiv, lxxxiii, 180	
181, 182, 185, 190, 192, 200	
ursulus (Jacchus) . . . . . 181	
ursulus (Midas)	
xxxviii, 180, 181, 183, 184	
191, 192, 193, 210	
ursulus Simia (Midas) . . . . . 192	
usta (Chrysothrix) . . . . . 314	
usto-fuscus (Callicebus)	
li, lxxxvi, 237, 238, 241	
ustus (Chrysothrix) . . . . . 314	
ustus (Saimiri)	
liii, lxxv, lxxxviii, 243, 308, 309, 310, 314	

PAGE	PAGE
validus (Pithecus) . . . . .lvii, lxix, xciv	weddeli (Hapale) . . . . .184, 202
Varecia . . . . .xxx, 130, 135, 137	weddeli (Leontocebus)
Varecia nigra . . . . .157	1, lxxxiv, 182, 183, 186, 195, 202
Varecia ruber . . . . .162	weddéli (Midas) 182, 183, 186, 195, 202
Varecia varia . . . . .135, 137, 161	weddeli (Seniocebus) . . . . .183
Varecia varia var. 6 . . . . .157	wernerii (Lasiopyga) . . . . .lx, xcvi
varia (Varecia) . . . . .135, 137, 161	whitesidei (Lasiopyga a.) . . . . .lix, xcvi
varia var. 6 (Varecia) . . . . .157	whytei (Erythrocebus) .lxii, lxxi, xcix
variegatus (Ateles)	whytei (Lasiopyga c.) . . . . .lx, xcvi
liv, lxxiv, lxxv, lxxxix	wolfi (Lasiopyga) . . . . .lxi, lxxi, xcvi
variegatus (Cebus) . . . . .lv, lxxiv, xci	wroughtoni c. (Pygathrix) .lxiv, lxxi, c
variegatus (Lemur) . . . . .133, 160	wurmbi (Pongo) . . . . .xxxiii
variegatus (Lemur m.)	
xxx, xlviii, lxxxii, 132, 133, 134, 135	xanthomystax (Lemur) . . . . .135, 150
136, 137, 139, 141, 160, 162	xanthomystax (Prosimia) . . . . .147
varius (Lemur) . . . . .xxxii, 160	
vellerosus (Cebus) . . . . .lv, lxxiv, xci	Yarkea . . . . .xxxviii, 285, 287, 289
vellerosus (Colobus)	Yarkea albicans . . . . .292
xxxix, lxxv, lxxii, cii	Yarkea albinasa . . . . .295
vellerosus (Pan) . . . . .lxvii, lxxiii, cv	Yarkea hirsuta . . . . .289
verrauxi (Propithecus)	Yarkea inusta . . . . .287, 289
xlix, lxxxii, 167, 168, 171, 172, 174	Yarkea irrorata . . . . .287, 289
versuta (Cebus) . . . . .lv, lxxiv, xci	Yarkea leucocephala . . . . .286, 287, 293
verus (Colobus) . . . . .xli, lxxv, lxxii, cii	Yarkea monacha . . . . .289
vestitus (Pithecus) . . . . .lvii, lxix, xciii	Yarkea ochrocephala . . . . .287, 295
Vetulus . . . . .xxxix, lvii	Yarkea pogonias . . . . .293
vidua (Saguinus) . . . . .236, 240	Yarkea rufiventer . . . . .293
villosus (Alouatta)	yokoensis (Papio) . . . . .lvi, lxix, xci
lii, lxxiii, lxxxvii, 263, 264, 268	
villosus (Mycetes) . . . . .261, 262, 268	Zati . . . . .lvii
villosus (Pithecus) . . . . .lvii, lxix, xciii	zanzibaricus (Galago)
vitiis (Pithecus) . . . . .lviii, lxix, xciv	xliv, lxxviii, lxxxviii, 67
vociferans (Aotus) . . . . .liii, lxxiv, lxxxix	zechi (Erythrocebus) . . . . .lxii, lxxi, xcix
volans (Galeopithecus) . . . . .132, 133	zenkeri (Cercocebus a.) . . . . .lix, xcix
volans (Lemur) . . . . .132, 133	zeylonicus (Loris g.) . . . . .19
vulgaris (Jacchus) . . . . .217, 218, 228, 229	zuluensis (Galago) . . . . .xlv, lxxvii, lxxxvii









SMITHSONIAN INSTITUTION LIBRARIES



3 9088 00729 0505