

**Charles Wright and the Cuban Palms. 11.
Oreodoxa manaele vs. *Euterpe manaele*, Synonyms of
Prestoea acuminata var. *montana* (Arecaceae)**

**Charles Wright y las Palmas Cubanas. 11.
Oreodoxa manaele vs. *Euterpe manaele*, Sinónimos de
Prestoea acuminata var. *montana* (Arecaceae)**

CELIO E. MOYA LÓPEZ

Abstract

Until now *Oreodoxa manaele* Mart. was considered a basionym of *Euterpe manaele* Griseb. & H. Wendl. ex Griseb. Here I show that both names are heterotypic synonyms of *Prestoea acuminata* var. *montana*. Also, the species of *Prestoea* that Plumier saw on his trip to the West Indies in the 17th century is updated.

Resumen

Hasta ahora *Oreodoxa manaele* Mart. fue considerado un basiónimo de *Euterpe manaele* Griseb. & H. Wendl. ex Griseb. Aquí muestro que ambos nombres son sinónimos heterotípicos de *Prestoea acuminata* var. *montana*. También se actualiza la especie de *Prestoea* que vio Plumier en su viaje a las Indias Occidentales en el siglo XVII.

Introduction

This paper is the eleventh in a series about the role of Charles Wright in our knowledge of Cuban palms. This series includes: Wright No.1 (Moya and Méndez 2018); Wright No.2 (Moya and Zona 2018); Wright No.3 (Moya 2020a); Wright No.4 (Moya 2022a); Wright No.6 (Moya 2023a); Wright No.7 (Moya 2021a); Wright No.8 (Moya 2022b); Wright No.9 (Moya et al. 2021, 2023, and Moya 2023b), and Wright No.10 (Moya and Hodel 2022). Wright No.5 (Moya 2020b) was published as preprint.

Charles Wright (Wethersfield, Connecticut, 29 October 1811—Wethersfield, Connecticut, 11 August 1885) was an American naturalist and botanist who explored and collected plants in Cuba

in the mid-19th century. Considered one of the most important naturalists of his era, he made a remarkable contribution to the Cuban flora (León 1918). Over a span of eight years, he conducted three expeditions to Cuba, the first from November 30, 1856 to August 1857, the second from November 29, 1858 to August 1864, and the third from May 10, 1865 to July 1867 (Howard 1988).

Charles Plumier (Marseille, France, 20 April 1646—Puerto de Santa María, Spain, 20 November 1704) was a French monk, botanist, biologist and explorer. He participated in three expeditions (1689, 1693, and 1695) to the Caribbean, visiting Haiti (the former French colony) from 1689 to 1697, which resulted in countless drawings that contributed to the descriptions of various plant species (Urban 1920b).

The Arecaceae family, commonly known as palms, is composed of flowering, woody, perennial plants with varying life habits. About 180 genera and 2,600 species comprise the family (Dransfield et al. 2008), and it is one of the most conspicuous plant families of the tropics and subtropics but occurs only rarely in temperate regions (Cuenca and Asmussen-Lange 2007). Palms are important components and most species diverse in many tropical ecosystems (Henderson et al. 1995). They are typically easy to recognize, and throughout their range they are one of the most useful groups of plants for forest dwellers, rural farmers, villagers, and tropical populations in general (Torre et al. 2009).

In Cuba, 15 genera and 99 infrageneric taxa are reported for the Arecaceae: 79 species; 10 infraspecific taxa; and 10 hybrids. Of the total, 86 infrageneric taxa are endemic (86.9 %), one of the highest rates among plant families in the country (Moya 2021b, 2023a).

Prestoea, a Neotropical genus of the tribe Euterpeae of the subfamily Arecoideae, is distributed throughout the Caribbean basin and from Nicaragua southward in Central America and into Brazil, Perú and Bolivia. It occurs mostly on well-drained slopes at moderate to rather high elevations (Dransfield et al. 2008). The most recent monograph of *Prestoea* (Henderson and Galeano 1996) recognized 10 species and five varieties, as does the POWO (2023).

Materials and Methods

I examined the protologues, descriptions, and status changes related to the taxa of *Prestoea* in Cuba, including Plumier (1689–1697), Graham (1841), Martius (1845, 1849), Grisebach (1863, 1866), Hook (1884), Sauvalle (1871), Cook (1901), Beccari (1912), Urban (1920a, b), León (1946), Bailey (1947), Liogier (1969), Glassman (1972), Henderson et al. (1995), Henderson and Galeano (1996), Greuter and Rankin (2016), and GBIF (2023), IPNI (2023), POWO (2023), Tropicos (2023),



1. *Prestoea acuminata* var. *montana*, in moist to wet forest habitat, La Gran Piedra, 1,135 m elevation, Santiago de Cuba. © 2017 by D. R. Hodel.



2. *Prestoea acuminata* var. *montana* can be a gregarious species on La Gran Piedra, Santiago de Cuba. © 2017 by D. R. Hodel.



3. The showy, large Inflorescences of *Prestoea acuminata* var. *montana* are held below the leaves and are pinkish with immature fruits. © 2017 by D. R. Hodel.

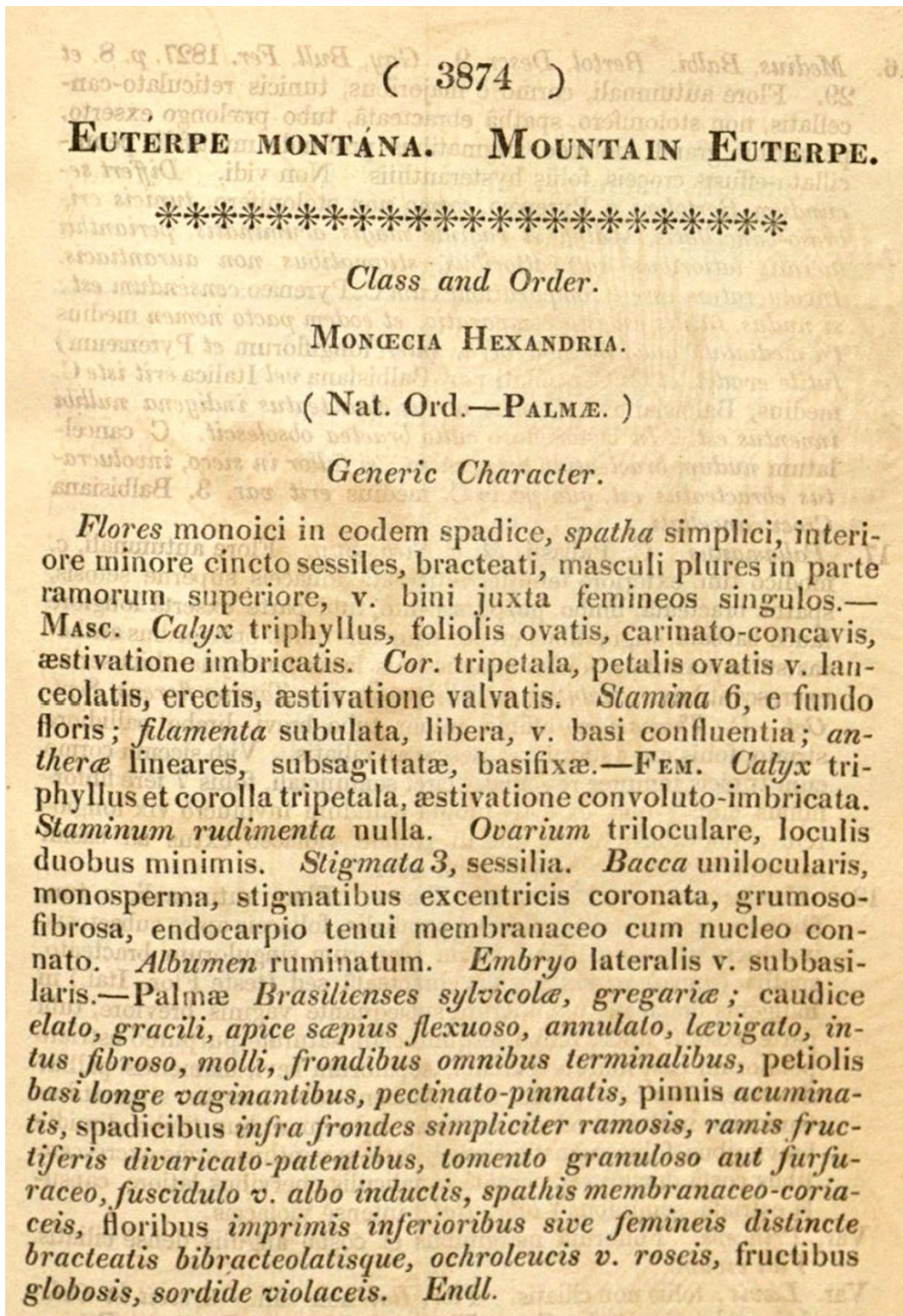
and WFO (2023). Particular attention was paid to matters of nomenclature and the designation and disposition of type specimens.

For the distribution I mainly consulted the herbaria, as well as Plumier (1689–1697), Martius (1849), Grisebach (1864), Beccari (1912), Urban (1920a, 1920b), Burret (1929), Bailey (1947), Henderson and Galeano (1996), POWO (2023), Tropicos (2023), and the personal communications (pers. comm.) of Noel Coutin Lovaina, José Luis Gómez Hechavarría, and Pedro A. González Gutiérrez.


I found a total of nine specimens of *C. Wright 1468* associated with *Euterpe manaele* in eight herbaria: FI, G, GH, LE, MO, NY, P, and YU (acronyms from Thiers 2016). I also reviewed 47 additional specimens from Cuba of *Prestoea acuminata* var. *montana*, that have no type status in six herbaria: BH, GH, HAC, NY, S, and US. For a chronological report of the distribution of this variety on various Caribbean islands, I reviewed specimens in seven herbaria: B, HAC, K, NY, P, US, and WU.

I also reviewed all pertinent material in the National Herbarium of Cuba "Onaney Muñiz" of the Institute of Ecology and Systematics (HAC). All specimens cited were examined from high-resolution photographs except for those at HAC, which I examined in person. For the citation of specimens from HAC, I followed Regalado et al. (2008). All material previously stored in the HAC as EEAB, to C. F. Baker Agronomic Experimental Station at Santiago de Las Vegas; UO as Oriente University; and LS, to the series of the Colegio de La Salle in Vedado (Havana). Specimens seen by the author are marked with "!", those not seen with "[n.v.]," and those without such designations were seen as digital images.

Borhidi and Muñiz (1986, 1996) discussed and outlined the biogeography of Cuba, which I follow here. The geographical distribution information includes the country in uppercase letters, followed in alphabetical order by the province with the municipalities in parentheses. The biogeographical information includes the province in uppercase letters, followed by the subprovince and the corresponding sector, with the districts in parentheses. The origin of the information used for each municipality or district is denoted by adding the superscripts "H" for herbarium specimen, "R" for bibliographic reference, "A" for author field observations, and "P" for personal communications.



4. This description is valid publication of *Euterpe montana* in t. 3874 of Graham (1841).



5. The illustration in t. 3874 in Graham (1841) and drawn by Greville in 1838 is the holotype of *Euterpe montana*.

Results

Taxonomic Treatment

Prestoea acuminata* var. *montana (Graham) A. J. Hend. & Galeano, Fl. Neotrop. Monogr. 72: 53. 1996. (**Figs. 1–3**). ≡ *Euterpe montana* Graham, Bot. Mag. 67: t. 3874 [text]. 1841. ≡ *Prestoea montana* (Graham) Hook. f. in Rep. Progr. Condition Roy. Gard. Kew 1882: 56. 1884. ≡ *Prestoea acuminata* subsp. *montana* (Graham) Greuter & R. Rankin in Espermat. Cuba Invent. Prelim.: XI. 2016. Type. Specified here, cultivated, Botanic Garden Edinburgh in 1815 from Granade, 1838, drawing by Greville (holotype, Bot. Mag. 67: t. 3874 [illustration]. 1841) (**Fig. 5**).

= *Oreodoxa manaele* Mart., Hist. Nat. Palm. 3: 310. 1849. Type. HAITI. “*Insulae Haytinae mediterranea montana*,” 3000' alt., F.S. Heneken s.n. (n.v.).

= *Euterpe manaele* Griseb. & H. Wendl. ex Griseb, Pl. Wright. 2, in Mem. Amer. Acad. Arts 8(2): 530. 1863. Type. CUBA. Guantánamo province, Yateras municipality, “*Prope Monte Verde*,” 30 Jun. 1859, C. Wright 1468, (lectotype, designated here, GH00028362 (**Fig. 6**), isolectotypes: FI052581.1 [frag. ex G], FI052581.2 [draws. G], G00305454, LE00000885, MO104452, NY00039299 [frag.], P00725183, YU034584).


= *Acrista monticola* O. F. Cook, Bull. Torrey Bot. Club 28(10): 557. 1901. Type. PUERTO RICO. [], [Ponce to] “near Adjuntas”, ft., 14 Jun.–22 Jul. 1901, Underwood and Griggs 761 (holotype, specified here: NY00071128) (**Figs. 12–13**).

= *Euterpe pertenuis* L. H. Bailey, Gentes Herb. 7(4): 425. 1947. Type. TRINIDAD AND TOBAGO. Tobago: Roxborough, 7 Feb 1946, L. H. Bailey 129 (holotypes, specified here: BH000340132.1, BH000340132.2, BH000340132.3, BH000340132.4, BH000340132.5, BH000340132.6, BH000340132.7, BH000340132.8) (**Figs. 8–9**).

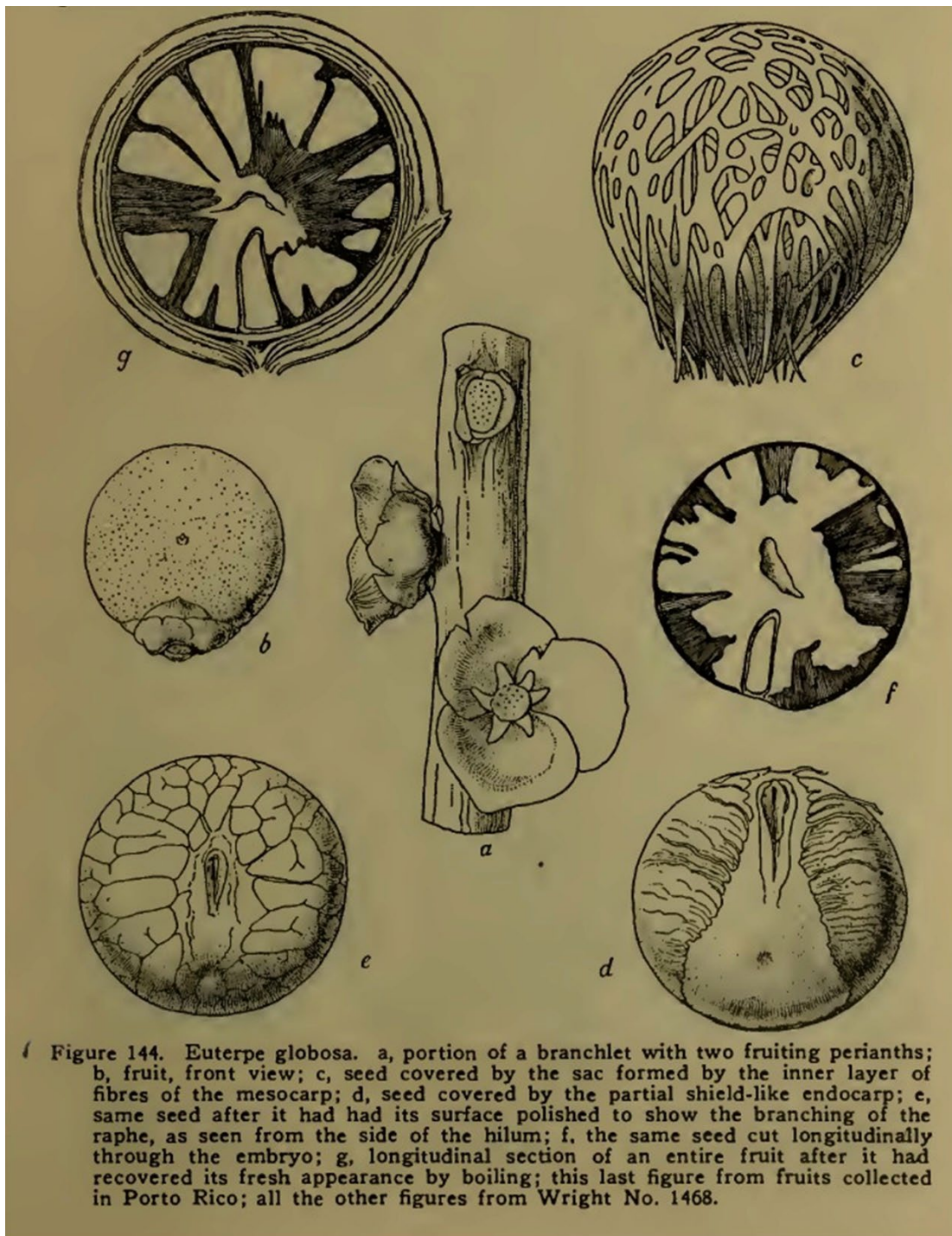
= *Euterpe tobagonis* L. H. Bailey, Gentes Herb. 7(4): 423. 1947. Type. TRINIDAD AND TOBAGO. Tobago: Pigeon Peak, 9 Feb 1946, L. H. Bailey 135 (holotypes, specified here: BH000340133.1, BH000340133.2, BH000340133.3, BH000340133.4, BH000340133.5, BH000340133.6, BH000340133.7) (**Figs. 10–11**).

Paratypes: TRINIDAD AND TOBAGO. Tobago: Roxborough, L.H. Bailey 128 (n.v.); Morne d’Or, J.S. Beard 106 (n.v.); Seifriz 4 (n.v.).

Graham (1841) validly published *Euterpe montana*, providing a description in t. 3874 (**Fig. 4**) from a cultivated palm planted in 1815 at the Edinburgh Botanic Garden, Scotland, United Kingdom, which was originally from Granade, Lesser Antilles (Recommendation 8A.2, Turland



6. The lectotype of *Euterpe manaele*, C. Wright 1468 (GH00028362). © Gray Herbarium, Harvard University.



7. Beccari's drawings of the reproductive parts of *Euterpe globosa*, based on Wright 1468, from Beccari (1912, Fig. 144).

et al. 2018). Henderson and Galeano (1996) designated Table 3874 as a lectotype; here I define it as a holotype because that illustration t. 3874, drawn by Greville in 1838 (**Fig. 5**), is the only element used by Graham, who did not indicate the type (Art. 9.1b and Art. 40.4, Turland et al. 2018).

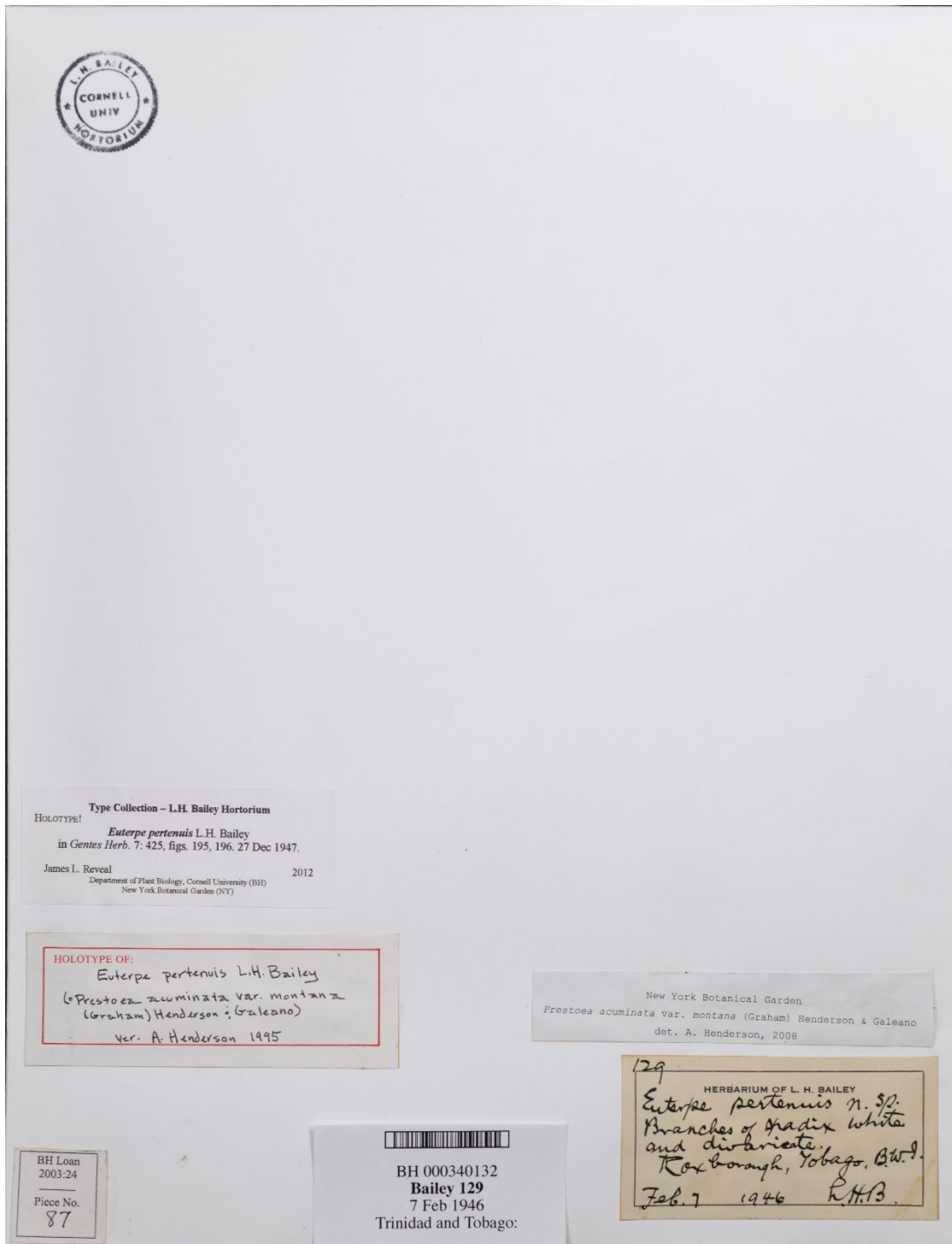
Martius (1849) validly published *Oreodoxa manaele* when he provided a description of a palm referred to by Heneken from Haiti. He wrote “53. *O. Manaele* Mart. - *Insulae Haytinae mediterranea montana, vix infra 3000' alt., Manaele dicta: F. S. Heneken.*” Because he did not designate holotype, he created a syntype.

Grisebach (1863) validly published *Euterpe manaele* when he provided a description of a palm collected by C. Wright (*Wright 1468*) in Monte Verde, Cuba. Like Martius several years earlier, Grisebach did not designate holotype; thus, he created a syntype. He also implicitly excluded the type of the name *Oreodoxa manaele* Mart., when he put the question mark at the end; therefore, the name *Euterpe manaele* is not superfluous (Turland et al. 2018, article 52, Note 1). I reaffirm here that *E. manaele* Griseb. & H. Wendl. ex Griseb was effectively and validly published (Turland et al. 2018: Art. 29–31 and Art. 32–45). The specimen GH28362 has a note by C. Wright “M.V. [Monte Verde] Jun. 30,” which I designated as the lectotype (**Fig. 6**). Grisebach (1866) noted *E. manaele* was endemic to Cuba while Wright in Sauvalle (1871) noted *E. manaele* as simply from Cuba.

Beccari (1912), Urban (1920a), and León (1946) mistakenly referred *Wright 1468* (now associated with *Prestoea acuminata* var. *montana*) to *Euterpe globosa* Gaertn., which is now considered a synonym of *P. acuminata* var. *acuminata*. Beccari (1912) considered it as the basionym while Urban (1920a) and León (1946) considered as a synonym.

Beccari (1912) provided, for the first time, a comprehensive description of *Euterpe globosa*, drawings of the reproductive part from *Wright 1468* (**Fig. 7**), and its distribution on Caribbean islands. Also, he was first to treat *E. montana* Graham., *E. manaele* Griseb. & H. Wendl. ex Griseb, *Euterpe oleracea* (non Mart.) Griseb., *Acrista monticola* O. F. Cook, *Oreodoxa manaele* Mart., and *Prestoea montana* Nichols., as synonyms. He recognized *O. manaele* Mart. and *E. manaele* Griseb. & H. Wendl. ex Griseb., as two distinct species.


Urban (1920a) was the first to consider the images of “*Palma dactilifera fructu globoso minor*” de Plumier of Martinique as *Euterpe globosa*, and he included *Prestoea montana* Nichols. as a synonym. He also recognized *Oreodoxa manaele* and *E. manaele* as two different species.



8. One of the holotypes of *Euterpe pertenuis*, L. H. Bailey 129 (BH000340132). © Liberty Hyde Bailey Hortorium, Cornell University (BH).



9. One of the holotypes of *Euterpe pertenuis*, L. H. Bailey 129 (BH000340132). © Liberty Hyde Bailey Hortorium, Cornell University (BH).



10. One of the holotypes of *Euterpe tobagonis*, L. H. Bailey 135 (BH000340133). © Liberty Hyde Bailey Hortorium, Cornell University (BH).



11. One of the holotypes of *Euterpe tobagonis*, L. H. Bailey 135 (BH000340133). © Liberty Hyde Bailey Hortorium, Cornell University (BH).

PALMS OF PUERTO RICO

555

***Acrista* gen. nov.**

A further complication connected with *Acrista* was brought to light by finding that specimens collected by Sintenis (no. 1525) in the Luquillo Mountains in northeastern Puerto Rico and distributed from the Berlin Botanical Garden as *Oreodoxa oleracea* belong to the present genus, together with others collected in Martinique by

***Acrista monticola* sp. nov. Plate 44**

Trunk smooth, 10 to 15 m. high, perhaps taller, from 12 to 15 cm. in diameter, with distinct ring-like leaf scars and internodes, light brownish or appearing grayish with bark lichens.

Leaves about 2 m. long, the pinnae lanceolate, equally spaced and lying nearly horizontal, 55 cm. long and 4 cm. broad; the surface light green on both sides, with very close parallel longitudinal veinlets, but no visible cross veins. The sheathing bases are considerably shorter and generally appear somewhat more robust than in *Roystonea*. In protected situations the leaf-bases persist and the margins shrivel up and expose a flimsy network of fibers. Inflorescences appearing several close together; by the falling of the leaves above them they are left several inches below the leaf-bases before maturity is attained. Spathes fusiform, long, more slender and pointed than in *Roystonea*. Spadix once-branched, 1 m. long, 6 cm. in diameter at base, tapering gradually to the apex. Branches 23 cm. long and less, the proximal branches longest; at first appressed to the rachis, the branches are opened out and held stiffly erect by a fleshy turgid cushion on the upper (distal) side of the base of each. The branches of the rachis may thus be said to be hinged, and with maturity the supporting cushion

558

COOK: A SYNOPSIS OF THE

dries away and allows them to resume a direction nearly parallel to that of the rachis.

The dried fruits of *Acrista* are grayish brown in color and nearly smooth or somewhat coriaceous in external texture; they measure 11 or 12 mm. in length and are nearly as wide, being slightly oboval in shape. The outer wall is thin and brittle and covers a more or less distinct thin layer of amorphous brownish material probably representing the pulp of the fresh fruit; in the dry state this may adhere either to the outer wall or to the fibers next inside. Near the base these fibers are simple, pointed and vertical; about half way up they divide and anastomose and are, as it were, felted and cemented together to form an oval sac open below and closed above. The outer fibers are much coarser than the inner and there are sometimes suggestions of three layers separated by a dark-brown friable material. A few of the delicate inner fibers are adnate to the surface of the seed which is otherwise free from its fibrous covering.

Seed 8.5 mm. by 8 mm., slightly lighter in color than the outside of the fruit. Surface slightly uneven with obscure veinlike ridges and impressions of the fibers of the outer covering. The kernel is white, hard and bony, and deeply ruminant, though this is not apparent from the outside. The channels are very narrow and often radial and straight; they penetrate 3 mm. or less. Embryo directly basal; hilum lateral, somewhat below the level of the stigma; a short raphe extends about half way to the embryo.

Explanation of Plates

PLATE 43. *Thrincoma alta*, top of type specimen (no. 848).

PLATE 44. *Thrincoma alta*, part of leaf and seeds, natural size.

PLATE 45. *Tirinox Ponceana*, type (no. 1005).


PLATE 46. *Acrista monticola*, type (no. 761) collected near Adjuntas.

12. Cook (1901, p. 569, pl. 569) designated *Underwood and Griggs 761* as the holotype of *Acrista monticola*, which was collected near Adjuntas, Puerto Rico.

Leon (1946) treated *Euterpe manaele* as *Euterpe globosa* Gaertn., writing that the distribution was the mountains of Oriente, Cuba. Liogier (1969) transferred *E. manaele* to *Prestoea montana* (Graham) Nichols., and treated *E. globosa* as a synonym.

Glassman (1972) recognized *Oreodoxa manaele* and *Euterpe manaele* as two different species and treated both as synonyms of *Prestoea montana*. He noted that *Wright 1468* at A was the type of *E. manaele*. While Henderson et al. (1995) treated the taxon in question as *P. acuminata* (with *E. globosa* as a synonym), Henderson and Galeano (1996) treated *P. montana* as *Prestoea acuminata* var. *montana*. Greuter and Rankin (2016) treated it as *Prestoea acuminata* subsp. *montana* (Graham) Greuter & R. Rankin, but POWO (2023) considered it a synonym of *P. acuminata* var. *montana*.

POWO (2023) tentatively listed *Euterpe globosa* as a synonym of *Prestoea acuminata* var. *montana* while Tropicos (2023) lists it as a synonym of *P. acuminata* var. *acuminata*.



13. The holotype of *Acrista monticola*, Underwood and Griggs 761 (NY 00071128). © The Steere Herbarium of the New York Botanical Garden (NY).

Bailey (1947) validly published *Euterpe pertenuis*, providing a description and citing *Bailey 129*, which is considered the type. *Bailey 129* at BH consists of eight parts, all mounted in one preparation, clearly labeled as belonging to the same specimen, and sharing a single original label as BH340132 (**Figs. 8–9**); thus, they are considered a holotype (Art. 8.3, Turland et al. 2018).

Bailey (1947) validly published *Euterpe tobagonis*, providing a description and designating *Bailey 135* as type. *Bailey 135* at BH consists of seven parts, all mounted in one preparation, clearly labeled as belonging to the same specimen, and sharing a single original label as BH340133 (**Figs. 10–11**); thus, they are considered holotype (Art. 8.3, Turland et al. 2018).

Henderson and Galeano (1996) erroneously designated *Sintenis 1525* as the lectotype of *Acrista monticola*. This specimen was cited only for the genus description (see collection remark in US87623 and p. 556 in Cook 1901). They did not recognize that Cook (p. 569, Plate 46) designated *Underwood and Griggs 761* as the type “*Acrista monticola*, type (no. 761) collected near Adjuntas” (**Fig. 12**). Cook considered sheet NY71128 (**Fig. 13**) as the holotype (Art. 9.1(a) Thurland et al., 2018). He also provided a photo of the type plant in habitat. It is evident that Cook (1901) did not use additional specimens or illustrations, as he was always very precise in this regard, in some cases indicating “the type specimen” and, in others, citing a single collection number.


Martius (1849) referred to no. 54. *Oreodoxa* sp. [?] “in insula Cuba prope Baja,” associating it with “*Introd. p. LXXXVI [86]. t. Z.II f. XVII*,” (Martius 1845), where he wrote that a pilgrim from Cuba gave the image to Karwinski who shared it with Martius., identified here as *Roystonea regia*.

Oreodoxa sp. [*Roystonea regia*] in Martius Hist. Nat. Palm. 3: 310. 1849. No type. CUBA. Pinar del Río province, Minas de Matahambre municipality, “in insula Cuba prope Baja,” fig. 17 (XVII), t. Z.II, in Martius Hist. Nat. Palm. 1: 86. 1845. (**Fig. 14**).

Update *Prestoea* seen by Plumier on his trip to the West Indies.

Martius (1845, 1849) did not associate Plumier's collections with *Oreodoxa manaele*. While Urban (1920a, b) was the first to identify Plumier's “*Palma dactylifera fructu globoso, minor*” as *Euterpe globosa* Gaertn. (**Fig. 15**), he (Urban 1920b) considered “*Palma dactylifera fructu globoso, major*” a synonym of *E. montana* Graham. Here I consider all these names as synonyms of *Prestoea acuminata* var. *montana*.

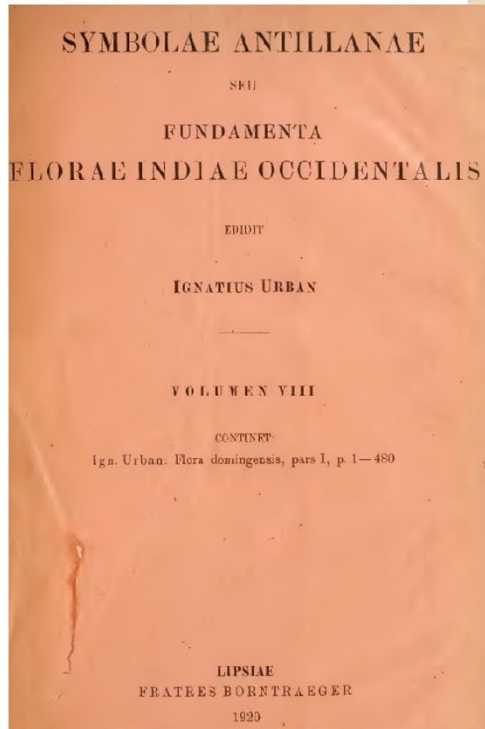
In the Central Library of the National Museum of Natural History of Paris, France (MNHN), the unpublished drawings or illustrations of Plumier's 17th-century treatment of American plants,



14. Illustration of *Oreodoxa* sp. in Martius (1849, Fig. 17 (XVII), t. Z.II), which is *Roystonea regia*.

including those quoted below, are currently deposited in “*Botanicum americanum, seu historia plantarum in americanis insulis nascentium . . . , ab anno 1689 usque ad annum 1697*,” which, because it is unpublished, cannot be considered a valid publication. *Prestoea acuminata* var. *montana* is identified here.

Prestoea acuminata var. *montana* as “*Palma dactylifera fructu globoso, minor.*” No type. MARTINIQUE. “... in orientabilis insula Martinicana . . . ,” [1689–1695], fl., ft., Plumier s.n. (icon 11a [MNHN_MS7_0017], icon 11b [MNHN_MS7_0018], icon 12 [MNHN_MS7_0019], icon 13 [MNHN_MS7_0020]).



78

Palmae

XI. *Euterpe* Gaertn.

15. *E. globosa* Gaertn. Fruct. et Sem. I (1788) p. 24 (excl. syn. Rumph.) t. 9 f. 3; Becc. in Pomona Coll. Journ. II p. 353 Fig. 144. — *E. montana* Grah. in Curt. Bot. Mag. LXVII (1841) t. 3874; Mart. Hist. Palm. III p. 310; Griseb. Flor. p. 517. — *E. breviraigiata* Mart. Hist. Palm. III (1823–50) p. 309. — *Oreodora Manacle* Mart. l. c. p. 310; Walp. Ann. III p. 459. — *Euterpe Manacle* Griseb. et Wendl. ap. Griseb. Pl. Wright. II in Mem. Am. Acad. n. ser. vol. VIII 2 (1862) p. 530 et Cat. p. 222. — *E. oleracea* Griseb. Flor. (1864) p. 517 (non Mart.). — *Prestoea montana* Nichols. Dict. Gard. III (1886) p. 216. — *Acrista monticola* O. F. Cook in Bull. Torr. Bot. Club XXVIII (1901) p. 557 t. 46. — *Palma dactylifera fructu globoso minor* Plum. Nov. Plant. Gen. (1703) p. 3 et tab. manuscr. 11–13 (e Martinique). — Manacle v. Cacheu Doming.

Caulis gracillimus aequalis 10 m. altus v. ultra. Fructus cibus suisbus gratissimus. Fl. XI, fr. I.

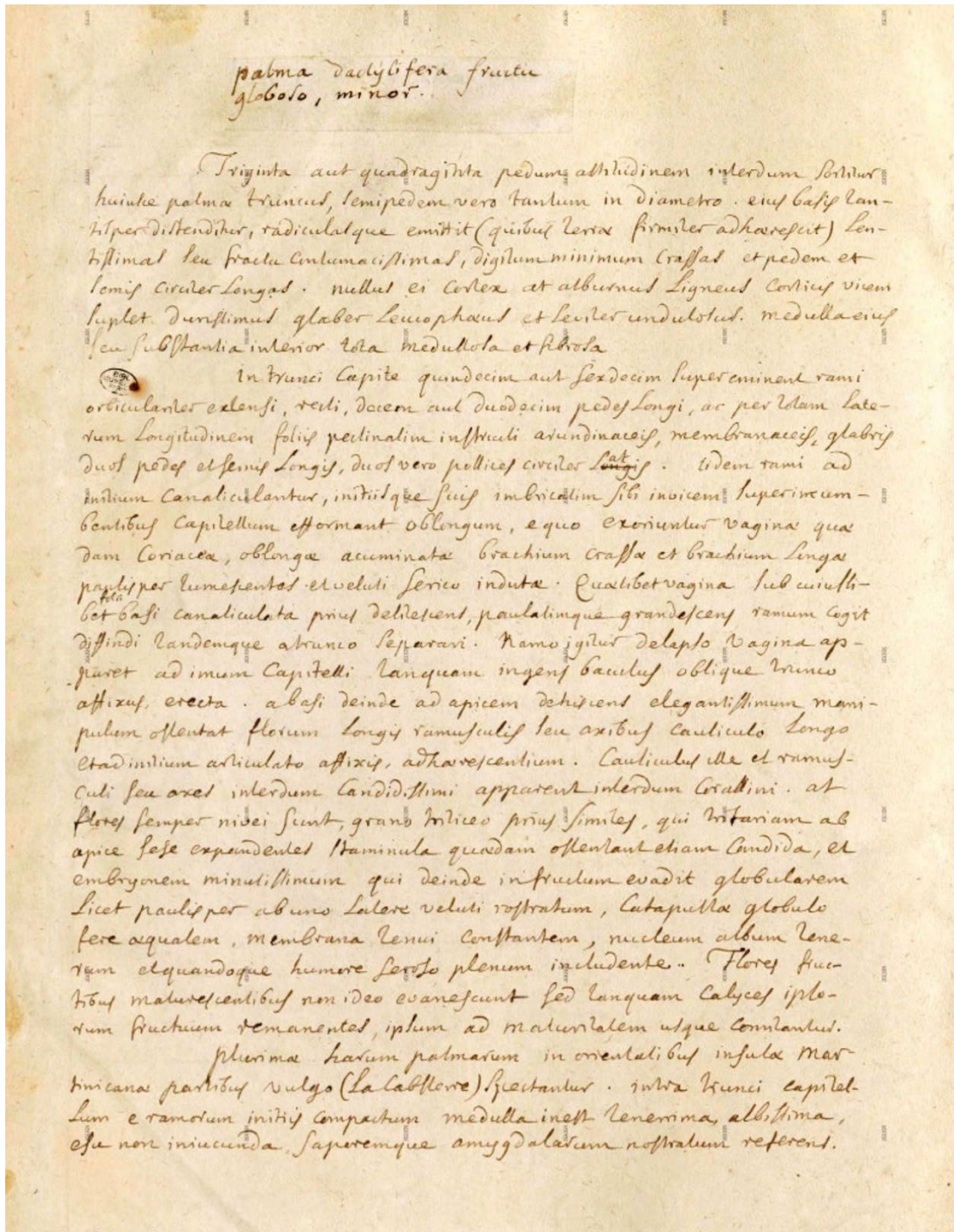
Hispaniola in regione mediterranea montana vix infra 1000 m.: Heneken (ex Mart.). — H.: Martin (ex ?). — D. in Sierra de Palo Quemado 770 m.: Eggers n. 1601, 1848, in prov. Barahona in sylvis montanis frequentissima 400 m. et ultra: v. Türkheim, ibidem in montibus humidis 1000 m.: Fuertes n. 562. — Cuba, Jamaica (ex Gr.), Portorico, Saba, St. Kitts, Guadeloupe, Martinique, St. Vincent, Grenada, Tobago.

15. Urban (1920a, p. 78) identified "*Palma dactylifera fructu globoso, minor*" of Plumier as *Euterpe globosa* Gaertn.

Prestoea acuminata* var. *montana as "*Palma dactylifera fructu globoso, major*". No type. Not locality, [1689–1695], fl., ft., Plumier s.n. (icon 31 [MNHN_MS7_0045], icon 32 [MNHN_MS7_0046], icon 33 [MNHN_MS7_0047]).

On the illustration MNHN.0016 (**Fig. 16**), Plumier wrote "*Palma dactylifera fructu globoso, minor*," ". *islum ad martinlatem ulque conlandud*." and "*plunma havum palmarum in orientabilis insula Martinicana partibus vulgo (La cabballerre)*." Also, he wrote "*Palma dactylifera fructu globoso, minor*," on the illustration MNHN.0017 (**Fig. 17**) (adult palm with inflorescences), MNHN.0018 (**Fig. 18**) (inflorescence in its first stages, and rachilla with flowers), MNHN.0019 (**Fig. 19**) (partial inflorescence with rachillae, flowers, and fruits), and MNHN.0020 (**Fig. 20**) (leaf rachis with pinnae).

Plumier wrote "*Palma dactylifera fructu globoso, major*," on the illustration MNHN.0045 (**Fig. 21**) (adult palm with inflorescences), MNHN.0046 (**Fig. 22**) (partial inflorescence with rachillae and fruits), MNHN.0047 (**Fig. 23**) (leaf rachis with pinnae).



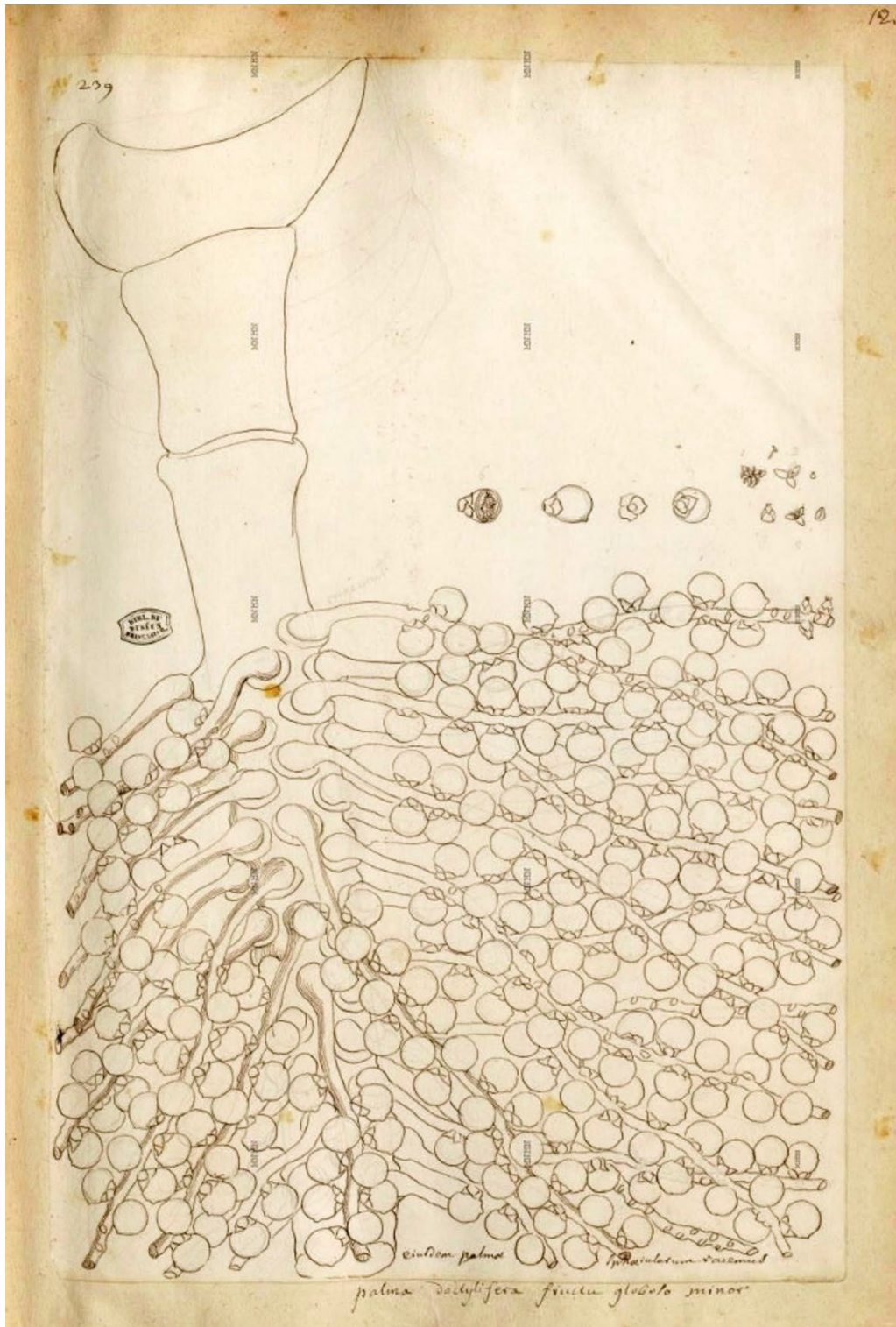
16. Plumier's description of *Palma dactylifera fructu globoso, minor* of the illustration MNHN.0016. © 2023, Central Library of the National Museum of Natural History, Paris, France.



17. Plumier's Illustration of an adult palm of *Palma dactylifera fructu globoso, minor*, MNHN.0017. © 2023, Central Library of the National Museum of Natural History of Paris, France.



18. Plumier's illustration of the inflorescence in bud showing rachilla with immature flowers of *Palma dactylifera fructu globoso, minor*, MNHN.0018. © 2023, Central Library of the National Museum of Natural History of Paris, France.



19. Plumier's illustration of a partial inflorescence with rachillae, flowers, and fruits of *Palma dactylifera fructu globoso, minor*, MNHN.0019. © 2023, Central Library of the National Museum of Natural History of Paris, France Paris, France.



20. Plumier's illustration of a portion of a leaf with pinnae of *Palma dactylifera fructu globoso, minor*, MNHN.0020. © 2023, Central Library of the National Museum of Natural History of Paris, France.

The correct citation of the author and the valid publication of the names.

The most important electronic taxonomic databases refer to the nomenclature of *Prestoea acuminata* var. *montana* in different ways: GBIF (2023) as *Euterpe manaele* (Mart.) Griseb. & H. Wendl., Mem. Amer. Acad. Arts (1862); IPNI (2023) as *E. manaele* (Mart.) Griseb. & H. Wendl., Mem. Amer. Acad. Arts 8: 530 (1863); as *E. manaele* Griseb. & H. Wendl., Pl. Wright. 2: 530 (1862); POWO (2023) and WFO Plant List (2022) as *E. manaele* (Mart.) Griseb. & H. Wendl., Mem. Amer. Acad. Arts 8: 530 (1863); and Tropicos (2023) as *Euterpe manaele* (Mart.) Griseb. & H. Wendl., Pl. Wright. 2: 530. 1862, also publ. in Mem. Amer. Acad. Arts, n.s. 8: 530 (1863).

To reaffirm, Article 11.1 (Thurland et al. 2018) states that “Each family or lower-ranked taxon with a particular circumscription, position, and rank can bear only one correct name.” Thus, here I suggest that the correct citation of the author and the valid publication of the name *Euterpe manaele* Griseb. & H. Wendl. ex Griseb, Pl. Wright. 2, in Mem. Amer. Acad. Arts 8(2): 530 (1863).


Distribution

CARIBBEAN. Cuba, Dominican Republic, Haiti, Puerto Rico, Trinidad-Tobago (Tobago), Leeward Is. (Guadeloupe, Montserrat, Saba, Saint Christopher and Nevis [St. Kitts]), and Windward Is. (Dominica, Grenada, Martinique, St. Lucia, St. Vincent and the Grenadines [St. Vincent]) (**Fig. 24**).

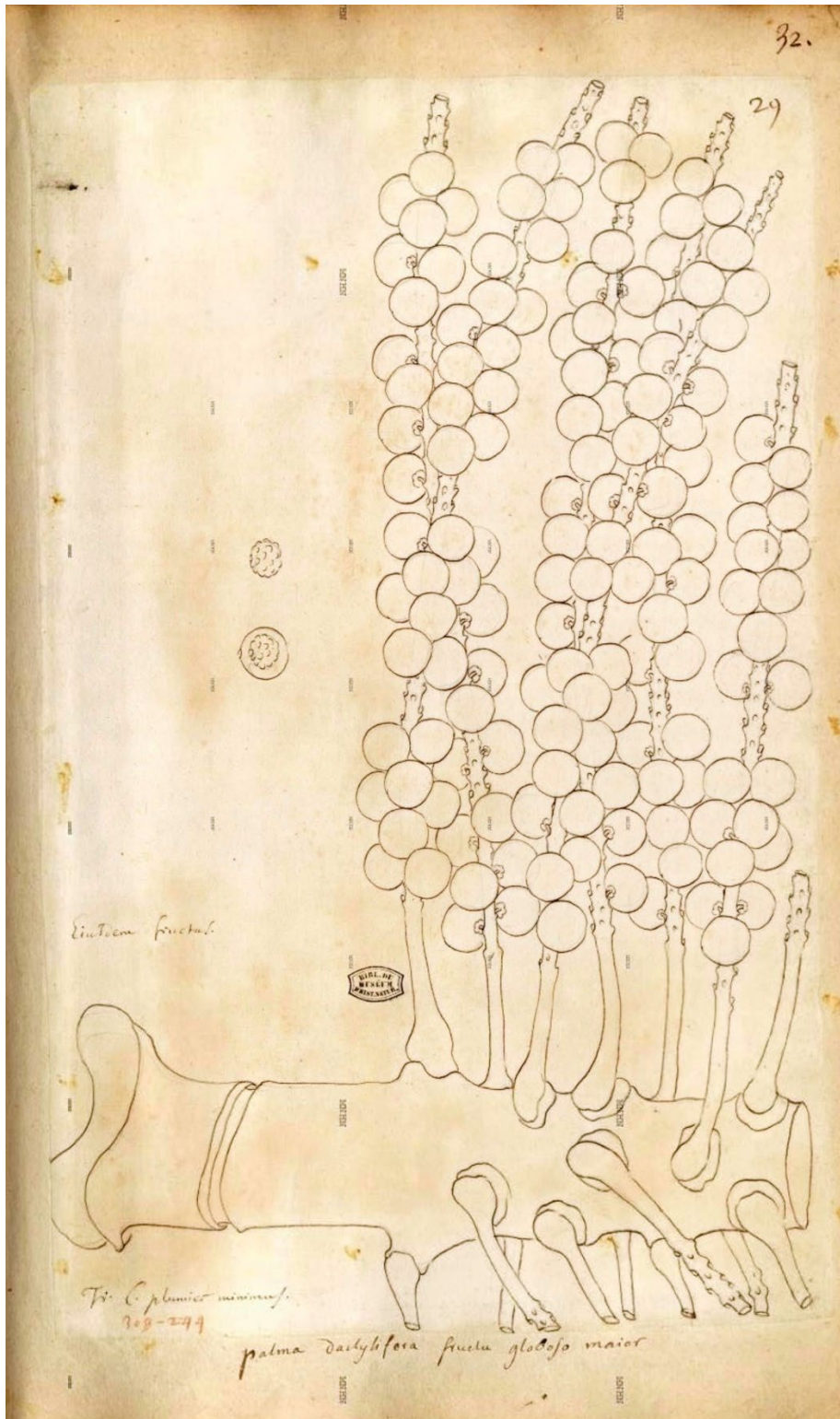
Henderson and Galeano (1996) reported that *Prestoea acuminata* var. *montana* occurs on mountain slopes at 500–1000 (–1500) m elevation. Here I report the lowest recorded elevation of about 300 m at La Melba (**Fig. 25**), Moa, Holguín province.

First reports and/or collections of *Prestoea acuminata* var. *montana* by island (in chronological order).

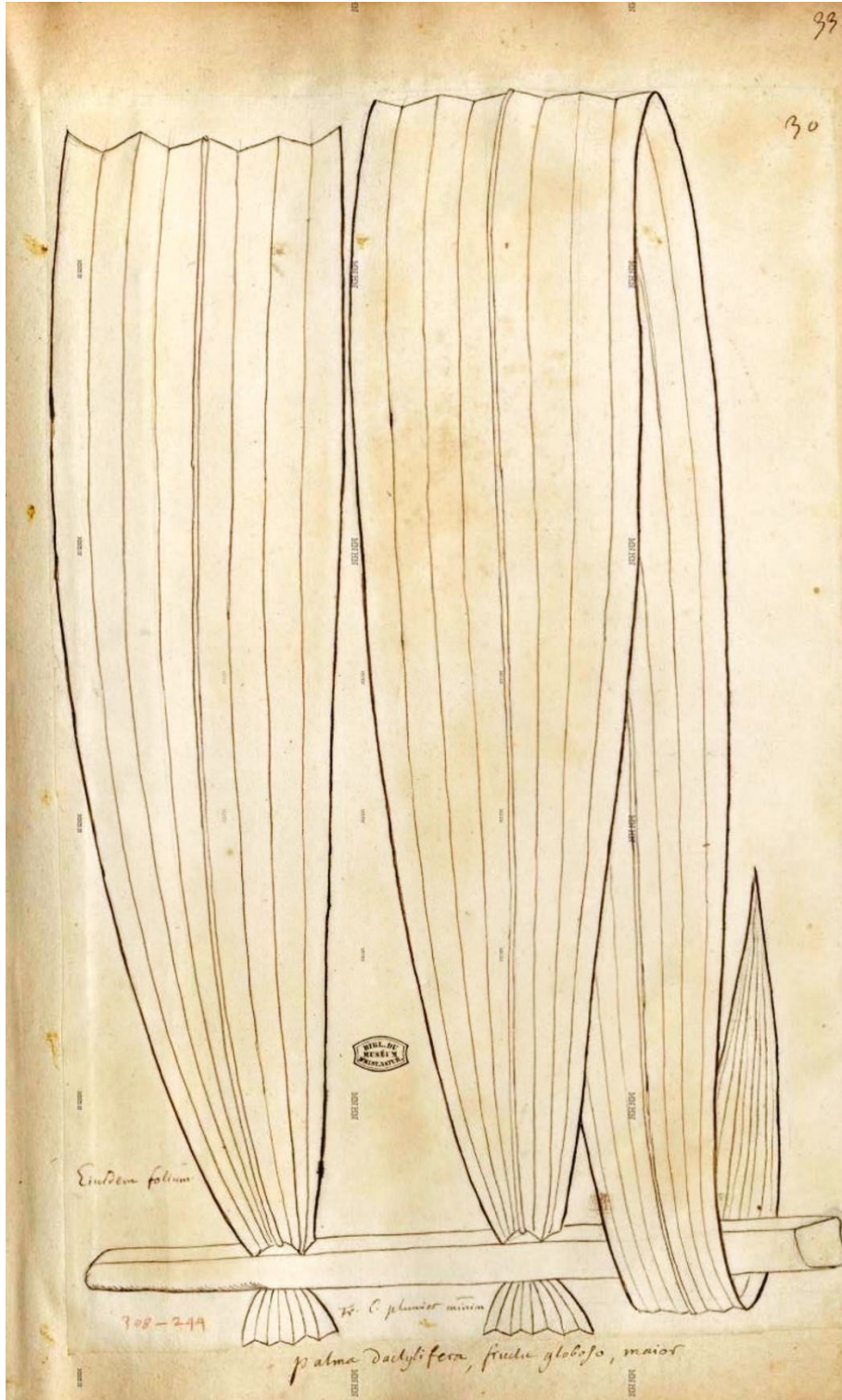
Martinique (Plumier 1689–1695 [MNHN], Urban [1920a]); Haiti (Martius 1849); Cuba (C. Wright 1458, 30 Jun. 1859, FI, G, GH, LE, MO, NY, P, YU), (Grisebach 1863); Puerto Rico (*Eggers 1165*, Apr. 1883, P, WU), (Cook 1901; Saba (Netherlands) (*Suringar s.n.*, 23 Apr. 1885, B [destr.]), (Beccari 1912); St. Vincent and the Grenadines (St. Vincent) (*Eggers 6756*, 1889, B [destr.]), (Beccari 1912); Grenada (Grisebach 1864), (*Eggers 6173*, Dec. 1889, US), (Beccari 1912); Dominican Republic (*Eggers 1601*, 1887?, B), (*Fuertes 562*, 1911, O), (Beccari 1912); Trinidad and Tobago (*Eggers 5740*, 1889, US), (Beccari 1912); Saint Christopher and Nevis (St. Kitts) (*Britton and Cowell 306*, Sept. 1901, K, NY), (Beccari 1912); Guadeloupe (*Duss 3800*, 1894, NY), (Beccari 1912); St. Lucia (*Loomis 34*, 2 Feb. 1932, US); Dominica (*Hodge 309*, 15 Aug. 1938, BH, GH, NY); and Montserrat (*Noblick et al. 5559*, 2010, NY).



21. Plumier's illustration of an adult palm of *Palma dactylifera fructu globoso, maior*, MNHN.0045. © 2023, Central Library of the National Museum of Natural History of Paris, France.



22. Plumier's illustration of part of an inflorescence with rachillae and fruits of *Palma dactylifera fructu globoso, maior*, MNHN.0046. © 2023, Central Library of the National Museum of Natural History of Paris, France.



23. Plumier's illustration of a portion of a leaf with pinnae of *Palma dactylifera fructu globoso*, major, MNHN.0047. © 2023, Central Library of the National Museum of Natural History of Paris, France Paris, France.



24. Distribution of *Prestoea acuminata* var. *montana*. © 2023, Kmusser Map of the Caribbean Sea and its islands, Wikimedia.

Cuban specimens examined.

CUBA. Granma province, Sierra Maestra, 10 Mar. 1931, *Bailey 15125* (BH [n.v.]); Bartolomé Masó municipality, subida al Pico Turquino (Gómez, pers. comm.), Guisa municipality: La Bayamesa, entre río Oro y río Yao, 5 May 1916, *Ekman 7227* (S [n.v.]). Guantánamo province, Baracoa municipality: Baracoa, 24 Jan. 1902, *Pollard 37* (US00049497 [n.v.]); Yunque de Baracoa, Mar. 1903, *Underwood and Earle 722* (NY1662729, NY1662737, NY1662738); 20 Dec. 1910, *Shafer 7986* (NY1662744, NY1662746); Sierra Azul, 23 Jan. 1915, *Ekman 4379* (S [n.v.]); 14 Jan. 1960, *Alain and Acuña 7551* (HAC19107 ex LS, HAC ex UO.1, HAC ex UO.2, HAC ex EEAB); trail Navas to camp Buenavista, 23 Mar. 1910, *Shafer 4469* (NY1662730, NY1662731, NY1662745, US00049496 [n.v.]); Cuchillas de Vista Alegre, Aug. 1939, *León and Victorin 17216* (GH [n.v.], HAC ex LS, US00049519 [n.v.]); Jun. 1939, *León 19022* (GH [n.v.], HAC ex LS4761, US00049520 [n.v.], US00049543 [n.v.]); Boca de Jaguaní (Coutin, pers. comm.), Cedrones (Coutin, pers. comm.), Naranjo del Toa (Coutin, pers. comm.), Salto Fino (Coutin, pers. comm.), Yateras municipality: Monte Verde, 29 Apr. 1907, *Maxon 4318* (US00049627 [n.v.], US00049651 [n.v.], US00049674 [n.v.], US00049697 [n.v.]); 29 Apr. 1907, *Maxon 4342* (US00049720 [n.v.]); La Sabana, May 1936, *León 16547* (GH [n.v.]); Cupeyal del Norte (Coutin, pers. comm.), Piedra La Vela (Coutin, pers. comm.). Holguín province, Moa municipality: La Melba (Gómez and González, pers. comm.). Santiago de Cuba province, Santiago de Cuba municipality: La Gran Piedra, 14 Apr. 1907, *Maxon*



25. *Prestoea acuminata* var. *montana*, 3 km northwest of La Melba, Moa, Holguín province, Cuba, March, 2015. © P. A. González Gutiérrez.

4090 (US00049565 [n.v.], US00049566 [n.v.], US00049629 [n.v.], US00049653 [n.v.], US00049676 [n.v.], US00049699 [n.v.], US00049722 [n.v.], US00930049 [n.v.]); 20 Jun. 1914, *Ekman 1627* (S [n.v.]); Loma del Gato, 9 Nov. 1922, *Ekman 15685* (S [n.v.]); 11 Jul. 1921, *León et al. 10560* (HAC ex LS, NY1662732, GH [n.v.]); 3 Jan. 1939, *León 18642* (GH [n.v.], HAC ex LS4760, US00049542 [n.v.]).

Locations from Personal Communications

Noel Coutin Lovaina (16 April 2023): CUBA. Guantánamo province, Baracoa municipality: Boca de Jaguaní, Cedrones, Naranjo del Toa, Salto Fino, Yunque de Baracoa; Yateras municipality: Cupeyal del Norte, Piedra La Vela.

José Luis Gómez Hechavarría (14 April 2023). Granma province, Bartolomé Masó municipality: Subida al Pico Turquino; Santiago de Cuba province, Santiago de Cuba municipality: Gran Piedra, Loma del Gato; Holguín province, Moa municipality: La Melba.

Pedro A. González Gutiérrez (April 25, 2023). Holguín province, Moa municipality: La Melba, 2-3 km NW, March 2015 (photo).

No evidence exists of herbarium collections or observations of *Prestoea acuminata* var. *montana* in Central Cuba as Henderson and Galeano (1996, map 24, p. 51) indicated.

Cuban Geographical Distribution. CUBA. Provinces Granma (Bartolomé Masó^H, Guisa^H), Guantánamo (Baracoa^H, Yateras^H), Holguín (Moa^P), Santiago de Cuba (Santiago de Cuba^H).

Cuban Biogeographical Distribution. CUBA province, Eastern Cuba subprovince: sector Maesticum (Piedraense^H, Turquinese^H), sector Moanicum (Moaense^P, Puraliense^H, Yaterense^H).

Acknowledgements

I sincerely thank Donald R. Hodel for carefully reviewing and improving the English of the manuscript and providing photographs of living plants; Aline Raymond-Lebrun of the Library and Documentation Directorate, and the Central Library of the National Museum of Natural History, Paris, for sending me the link and allowing me to consult Charles Plumier's original material and illustrations online; and Walter Kittredge of A and GH, Anna M. Stalter of BH, Chiara Nepi of FI, Fred Stauffer and Laurence Loze of G, Marc Jeanson of P, and Patrick Sweeney of YU for making specimens and/or photos available for study. I am grateful for the facilities offered at HAC for the review of the specimens studied, especially to Bertha L. Toscano Silva for her great help during the review of the collections, and Jovani Rojas González for providing photos of some specimens; Pedro A. González Gutiérrez for the photo of the new location in La Melba, Moa; José Luis Gómez Hechavarría and Noel Coutin Lovaina for providing localities of the of the species in Cuba; Rosalina Berazaín Iturralde for clarifying the dates of Ekman's collections. I also thank the staffs of the following herbaria whom I have consulted online: LE, NY, MO, P, S, and US, as well as the Biodiversity Heritage Library, GBIF, HathiTrust Digital Library, plantillustrations.org, POWO, Tropicos, and IPNI for allowing me to review specimens, photos, and literature. I thank John Dransfield for providing literature from the Library at Kew, and Javier Francisco-Ortega for locating literature; and an anonymous reviewer for checking the manuscript and providing helpful suggestions. All have my sincere thanks.

Literature Cited

- Bailey, L. H. 1947. Indigenous palms of Trinidad and Tobago. *Gentes Herb.* 7(4): 353–4453.
- Beccari, O. 1912. The palms indigenous to Cuba, II. *Pomona College J. Econ. Bot.* 2 (4): 351–377.
- Borhidi, A. and O. Muñiz. 1986. The phytogeographic survey of Cuba: 2. Floristic relationships and phytogeographic subdivision. *Acta Bot. Hung.* 32(1–4): 3–48.
- Borhidi, A. and O. Muñiz. 1996. *Phytogeography and Vegetation Ecology of Cuba*. 2nd ed. Akademia Kiado, Budapest, Hungary.
- Burret, M. 1929. *Palmae Cubenses et Domingenses a Cl. E. L. Ekman 1914–1923 lectae*. *Kungl. Svenska Vetensk. Acad. Handl., Ser. 3.* 6(7): 3–28.
- Cook, O. F. 1901. A synopsis of the palms of Puerto Rico. *Bull. Torrey Bot. Club* 28(10): 525–598.
- Cuenca, A. and C. B. Asmussen-Lange. 2007. Phylogeny of the palm tribe Chamaedoreae (Arecaceae) based on plastid DNA Sequences. *Syst. Bot.* 32(2): 250–263.
- Dransfield J., N. W. Uhl, C. B. Asmussen, W. J. Baker, M. M. Harley, and C. Lewis. 2008. *Genera Palmarum: The Evolution and Classification of Palms*. Royal Botanic Gardens, Kew.
- GBIF Secretariat. 2023. GBIF Backbone Taxonomy. <https://www.gbif.org/species/5294753>
Accessed: 29 March 2023.
- Glassman, F. 1972. A Revision of B. E. Dahlgren's Index of American palms. *Phanerogamarum Monografiae, Tomus VI*. Cramer, Lehre, Germany.
- Graham, R. 1841. *Euterpe montana*. Mountain *Euterpe*. *Bot. Mag.* 67: 3784. London.
- Greuter, W. and R. Rankin. 2016. *Espermatofitos de Cuba. Inventario preliminar. Parte 2: Inventario*. Botanischer Garten und Botanisches Museum Berlin. Jardín Botánico Nacional, Universidad de La Habana.
- Grisebach. A. 1863. *Plantae Wrightianae, e Cuba orientali (Monopetalae et Monocotyledones)*. *Mem. Amer. Acad. Arts Sci. ser. 2*, 8(2): 503–536. Cambridge, Boston.
<https://www.biodiversitylibrary.org/item/14388#page/70/mode/1up>

- Grisebach, A. 1864. Flora of the British West Indian Islands 6–7: 507–789, i–xvi. L. Reeve and Co. London.
- Grisebach, A. 1866. Palmae. Catalogus plantarum Cubensium. Wilhelm Englemann, Leipzig: 220–222. <https://www.biodiversitylibrary.org/item/5105#page/225/mode/1up>
- Henderson, A. and G. Galeano. 1996. *Euterpe, Prestoea* and *Neonicholsonia*. Flora Neotropica Monograph 72: 1–90.
- Henderson, A., G. Galeano, and R. Bernal. 1995. Field Guide to the Palms of the Americas. Princeton University Press, Princeton, New Jersey.
- Hook, J. D. 1884. Report on the Progress and Condition of the Royal Gardens at Kew, (1882): 5–73.
- Howard, R. A. 1988. Charles Wright in Cuba, 1856–1867. Chadwyck-Healy, Cambridge.
- IPNI. 2023. International Plant Names Index. The Royal Botanic Gardens, Kew, Harvard University Herbaria & Libraries and Australian National Herbarium. <http://www.ipni.org> Accessed: 29 March 2023.
- León, Hno. 1918. Exploraciones Botánicas en Cuba. Mem. Soc. Cubana Hist. Nat. "Felipe Poey" 3: 178–224.
- León, Hno. 1946. Flora de Cuba I. Gimnospermas, Monocotiledóneas. Contribuciones Ocasionales del Museo de Historia Natural del Colegio de La Salle 8.
- Liogier, A. 1969. Flora de Cuba. Suplemento. Editorial Sucre. Caracas, Venezuela. 150 pg.
- Martius, C. F. P. von. 1823–1850. Historia Naturalis Palmarum. 1: 53–96. Fig Z.I–VII (1845). Leipzig.
- Martius, C. F. P. von. 1823–1850. Historia Naturalis Palmarum. 3: 305–314 (1849). Leipzig.
- Moya López, C. E. 2020a. Charles Wright and the Cuban Palms. Pt. 3. Update of *Acoelorrhapha*, *Colpothrinax*, and *Gaussia*. PalmArbor 2020-7: 1–22. <https://ucanr.edu/sites/HodelPalmsTrees/files/330687.pdf>

Moya López, C. E. 2020b. Charles Wright y las Palmas Cubanas. 5. Grisebach. Repositorio de Información de Medio Ambiente de Cuba.

Moya López, C. E. 2021a. An update of *Copernicia macroglossa* and *Copernicia* × *escarzana* (Arecaceae). PalmArbor 2021-07: 1–22.

<https://ucanr.edu/sites/HodelPalmsTrees/files/349374.pdf>

Moya López, C. E. 2021b. Inventario de las palmas nativas de Cuba, actualizado 15 de julio de 2021. ResearchGate, preprint.

https://www.researchgate.net/publication/343971158_LISTA_DE_LAS_PALMAS_NATIVAS_DE_CUBA_ACTUALIZADO_15_AGOSTO_2020_CHECKLIST_OF_NATIVE_PALMS_OF_CUBA_UPDATED_AUGUST_15_2020

Moya López, C. E. 2022a. Charles Wright y las palmas Cubanas. 4. The *Wright 3221* collection. PalmArbor 2022-1: 1–18. <https://ucanr.edu/sites/HodelPalmsTrees/files/363118.pdf>

Moya López, C. E. 2022b. Charles Wright y las palmas Cubanas. 8. Update *Copernicia glabrescens*. PalmArbor 2022-03: 1–19.

<https://ucanr.edu/sites/HodelPalmsTrees/files/367229.pdf>

Moya López, C. E. 2023a. Charles Wright and the Cuban Palms. 6. Wright 3219. PalmArbor 2023-02: 1–23. <https://ucanr.edu/sites/HodelPalmsTrees/files/380171.pdf>

Moya López, C. E. 2023b. A further update on the nomenclature and typification of *Sabal yapa* (Arecaceae) PalmArbor 2023-4: 1–3.

<https://ucanr.edu/sites/HodelPalmsTrees/files/382610.pdf>

Moya, López, C. E., R. Duno de Stefano, and R. Oviedo Prieto. 2021. Charles Wright and the Cuban palms. 9. Update *Sabal japa*. PalmArbor 2021-14: 1–30.

<https://ucanr.edu/sites/HodelPalmsTrees/files/361795.pdf>

Moya, López, C. E., R. Duno de Stefano, and R. Oviedo Prieto. 2023. Legitimization of *Sabal yapa* (Arecaceae): classical versus common Latin. PalmArbor 2023-01: 1–7.

<https://ucanr.edu/sites/HodelPalmsTrees/files/378159.pdf>

Moya López, C. E. and D. R. Hodel. 2022. Charles Wright and the Cuban palms 10. Update of *Colpothrinax wrightii*. PalmArbor 2022-08: 1–39.

<https://ucanr.edu/sites/HodelPalmsTrees/files/372590.pdf>

- Moya López, C. E. and I. E. Méndez Santos. 2018. Charles Wright and Cuban Palms. 1. Resurrection of *Coccothrinax acuminata*. *Palms* 62: 42–50.
- Moya López, C. E. and S. Zona. 2018. Charles Wright and the Cuban palms. 2. The genus *Calyptronoma*. *Palms* 62: 129–135.
- Plumier C. 1689–1697. *Botanicum americanum, seu historia plantarum in americanis insulis nascentium...*, ab anno 1689 usque ad annum 1697, [S.n.]. Biblioteca Central del Muséum national d'histoire naturelle.
- POWO. 2023. Plants of the World Online. Facilitated by the Royal Botanic Gardens, Kew. <https://www.plantsoftheworldonline.org/> Accessed: 29 March 2023.
- Regalado L., I. Ventosa, and R. Morejón. 2008. Revisión histórica de los herbarios cubanos con énfasis en las series de especímenes. *Revista Jardín Bot. Nac. Habana* 29: 101–138.
- Reveal, J. L. and K. C. Nixon. 2013. The palm type collection (Arecaceae) in the Liberty Hyde Bailey Herbarium (BH). *Phytoneuron* 79: 1–46.
- Sauvalle, F. A. 1871. Flora Cubana, in *Anales de la Academia de Ciencias Médicas Físicas y Naturales de la Habana*. *Revista científica* 7: 560–566. Imp. La Antilla, de Cacho-Negrete. Habana.
- Thiers, B. 2016. Index Herbariorum: a global directory of public herbaria and associated staff. New York Botanical Garden's Virtual Herbarium. <http://sweetgum.nybg.org/science/ih/> Accessed: 12 November 2022.
- Torre, L. de la, L. M. Calvo-Irabién, C. Salazar, H. Balslev, and F. Borchsenius. 2009. Contrasting palm species and use diversity in the Yucatan Peninsula and the Ecuadorian Amazon. *Bio. Cons.* 18: 2837–2853.
- Tropicos. 2023. Missouri Botanical Garden. <https://www.tropicos.org/name/50130824> Accessed: 29 March 2023.
- Turland, N. J., J. H. Wiersema, F. R. Barrie, W. Greuter, D. L. Hawksworth, P. S. Herendeen, S. Knapp, W.-H. Kusber, D.-Z. Li, K. Marhold, T. W. May, J. McNeill, A. M. Monro, J. Prado, M. J. Price, and G. F. Smith (eds.). 2018. *International Code of Nomenclature for Algae, Fungi, and Plants (Shenzhen Code) adopted by the 19th International Botanical*

Congress, Shenzhen, China, July 2017. Reg. Veg. 159. Koeltz Botanical Books, Glashütten:
<https://www.iapt-taxon.org/nomen/main.php>

Urban I. 1920a. *Symbolae Antillanae: seu fundamenta florum Indiae occidentalis ...* Berlin 8(1):
1–480.

Urban I. 1920b. *Plumier's Leben und Schriften. Rep. Spec. Nov. Regni Veg. (Berlin) 5: 1–158.*

WFO Plant List. 2022. World Flora Online (WFO) Plant List.

https://wfoplantlist.org/plant-list/taxon/wfo-0000282976-2022-12?matched_id=wfo-0000965678&page=1 Accessed: 29 March 2023.

Celio E. Moya López is an independent researcher specializing in the biology of Cuban and
Caribbean palms. celio.moya@gmail.com
<https://orcid.org/0000-0002-5033-483X>

Text © 2023 by Celio E. Moya López.

Photographs © 2023 by each photographer or institution.

Publication Date: 18 May 2023.

PalmArbor: <http://ucanr.edu/sites/HodelPalmsTrees/PalmArbor/>

ISSN 269083245

Editor-In-Chief: Donald R. Hodel

Hodel Palms and Trees: <http://ucanr.edu/sites/HodelPalmsTrees/>