

BASEBALL

INFORMATION GUIDE

2022
2022
2022
2022
2022
2022
2022
2022
2022
2022



2022 SCHEDULE



Max Rajcic
Sophomore Pitcher

DAY	DATE	OPPONENT	TIME
Friday	Feb. 18	CSUN	6:00 p.m.
Saturday	Feb. 19	CSUN	2:00 p.m.
Sunday	Feb. 20	CSUN	1:00 p.m.
Tuesday	Feb. 22	Pepperdine (TV: P12N)	6:00 p.m.
Wednesday	Feb. 23	Omaha (TV: P12N)	6:00 p.m.
Friday	Feb. 25	UC Riverside	6:00 p.m.
Saturday	Feb. 26	UC Riverside	2:00 p.m.
Sunday	Feb. 27	UC Riverside	1:00 p.m.
Tuesday	March 1	Long Beach State (TV: P12N)	7:00 p.m.
Friday	March 4	vs. Baylor^	9:00 a.m.
Saturday	March 5	vs. Oklahoma^	9:00 a.m.
Sunday	March 6	vs. Texas^	1:00 p.m.
Tuesday	March 8	Cal State Fullerton	6:00 p.m.
Friday	March 11	USC* (TV: P12N)	5:00 p.m.
Saturday	March 12	USC* (TV: P12N)	5:00 p.m.
Sunday	March 13	USC* (TV: P12N)	3:00 p.m.
Friday	March 18	Harvard*	6:00 p.m.
Saturday	March 19	Harvard*	2:00 p.m.
Sunday	March 20	Harvard*	11:00 a.m.
Tuesday	March 22	at Loyola Marymount	6:00 p.m.
Friday	March 25	at Arizona*	6:00 p.m.
Saturday	March 26	at Arizona*	6:00 p.m.
Sunday	March 27	at Arizona*	12:00 p.m.
Tuesday	March 29	UC Santa Barbara	6:00 p.m.
Friday	April 1	Oregon*	6:00 p.m.
Saturday	April 2	Oregon*	2:00 p.m.
Sunday	April 3	Oregon*	12:00 p.m.
Tuesday	April 5	Loyola Marymount	6:00 p.m.
Friday	April 8	at Utah*	5:00 p.m.
Saturday	April 9	at Utah*	1:00 p.m.
Sunday	April 10	at Utah*	12:00 p.m.
Tuesday	April 12	at Pepperdine	3:00 p.m.
Thursday	April 14	Stanford* (TV: P12N)	7:00 p.m.
Friday	April 15	Stanford* (TV: ESPN2)	7:00 p.m.
Saturday	April 16	Stanford* (TV: P12N)	4:00 p.m.
Tuesday	April 19	at UC Santa Barbara	5:30 p.m.
Friday	April 22	at California*	6:05 p.m.
Saturday	April 23	at California*	3:05 p.m.
Sunday	April 24	at California*	1:05 p.m.
Tuesday	April 26	UC Irvine	6:00 p.m.
Friday	April 29	Arizona State*	6:00 p.m.
Saturday	April 30	Arizona State*	2:00 p.m.
Sunday	May 1	Arizona State*	1:00 p.m.
Tuesday	May 3	at Long Beach State	6:00 p.m.
Friday	May 6	at Washington* (TV: P12N)	7:05 p.m.
Saturday	May 7	at Washington* (TV: P12N)	2:05 p.m.
Sunday	May 8	at Washington* (TV: P12N)	12:00 p.m.
Tuesday	May 10	at Cal State Fullerton	6:00 p.m.
Friday	May 13	Washington State* (TV: P12N)	7:00 p.m.
Saturday	May 14	Washington State* (TV: P12N)	2:00 p.m.
Sunday	May 15	Washington State* (TV: P12N)	12:00 p.m.
Tuesday	May 17	at UC Irvine	6:00 p.m.
Thursday	May 19	at Oregon State*	6:00 p.m.
Friday	May 20	at Oregon State*	6:00 p.m.
Saturday	May 21	at Oregon State*	12:00 p.m.
May 25-29		Pac-12 Tournament (Scottsdale, Ariz.)	
June 3-5		NCAA Regionals	TBD
June 10-12		NCAA Super Regionals	TBD
June 17-27		College World Series	TBD

* indicates Pac-12 Conference game

^ Shriners Hospitals for Children College Classic - Houston, Tex. (Minute Maid Park)

All game times are Pacific.

Table of Contents

General Information

Media Information	4
2013 NCAA Champions	6
Jackie Robinson Stadium	8
Jackie Robinson's Legacy	10
Gifford Hitting Facility	12
Team USA and UCLA	16
2021 Roster	18
TV/Radio Roster	19

Coaching Staff

Head Coach John Savage	20
Assistant Coach Bryant Ward	24
Assistant Coach Niko Gallego	25
Assistant Coach David Berg	26

2021 Bruins

Player Capsules	27-46
-----------------	-------

2020 in Review

NLI Signees	47
Season Stats	48
Season Results	49
Game-by-Game Line Scores	50-51
Final Polls and Honors	52
Miscellaneous Stats	53-54
Pac-12 Review (2019)	55

Big League Bruins

Bruins in the Majors	54-58
Bruins Formerly in the Majors	59-67
MLB Draft History	68-69

Records

Game-by-Game Results	70-85
Year-by-Year Summary	86-87
Starting Lineups	88-91
Results vs. Opponents	92
Year-by-Year Leaders	93-95
Team Season Stats	96-97
Single Season, Career Records	98-99
Miscellaneous Records	100
All-America Selections	101
All-Pac-12 Selections	102
All-Tournament Selections	102
Multiple All-Conference Selections	103

Tradition

Year-by-Year History	104-114
NCAA Tournament History	115-117
All-Time Postseason Stats	118-119
UCLA Postseason Records	120-121
Jersey History	122-124
All-Time Statistics (since 1975)	125-133
All-Time Letterwinners	134-137
Baseball Hall of Fame	137
UCLA Administrators	138



2019 Pac-12 Conference Champions



2013 NCAA Champions



Jackie Robinson Stadium



QUICK FACTS

Location	J.D. Morgan Center, 325 Westwood Plaza Los Angeles, CA 90024-0044
Athletics Switchboard	(310) 825-8699
Central Ticket Office	(310) 825-2101
Chancellor	Gene Block
Director of Athletics	Martin Jarmond
Sr. Associate Athletic Director (Baseball)	Matt Elliott
Faculty Athletic Representative	Dr. Michael Teitell
Event Management	Dave Martinez
Home Field (capacity)	Jackie Robinson Stadium (1,879)
Press Box Phone	(310) 794-8213
Enrollment	45,921 (2019)
Founded	1919
Colors	Blue and Gold
Nickname	Bruins
Conference	Pac-12
National Affiliation	NCAA Division I

Head Coach (Alma Mater)	John Savage (Nevada '91)
Record at UCLA (Years)	589-382-1 (17 years)
Career Record	677-466-2 (20 years)
Assistant Coaches	Bryant Ward, Niko Gallego, David Berg
Director of Operations	Aaron Weimer
Baseball SID	Andrew Wagner
SID E-mail	awagner@athletics.ucla.edu
SID Phone	(310) 206-4008
SID Fax	(310) 825-8664
Web Site	www.uclabruins.com
2021 Overall Record	37-20 (.649)
2021 Pac-12 Record	18-12
Lettermen Returning/Lost	17 / 15
Conference Championships (Last)	12 (2019)
NCAA Tournament Appearances (Last)	24 (2021)
College World Series Appearances	5 ('69, '97, '10, '12, '13)
NCAA Championships	1 (2013)

ABOUT THE INFORMATION GUIDE

CREDITS: The 2022 UCLA baseball media guide was written and designed by Andrew Wagner. Photography by ASUCLA Campus Studio (Don Liebig, Scott Quintard and Todd Cheney), Scott James, Carlos Delgado, Scott Chandler, Scott Wu, Larry Goren, Brad Williams, Icon Sports Media and Getty Images. Special thanks to USA TODAY Sports, Getty Images, ASUCLA Photography, Andrew Bernstein, the Los Angeles Visitors and Convention Bureau and Don Liebig for their photos in the UCLA Experience, and a special thanks to Brad Williams for his photos from the 2010 College World Series. Also special thanks to Michelle Bishop for her photos from the 2012 College World Series. Photos in the Big League Bruins section courtesy of Major League Baseball, its respective teams and their photographers. Special thanks to Miles Kennedy, the New York Yankees, Jon Willey (Arizona Diamondbacks), Dan Mendlik (Cleveland Indians), Denis Bancroft (Miami Marlins), Larry Babbcock (Los Angeles Angels), Juan Ocampo (Los Angeles Dodgers) and Mark Langill (Los Angeles Dodgers).

UCLA just keeps rolling in Omaha

BEAR HUG

Their Style Is Catching On

Relying on pitching and defense instead of star power, UCLA is one win away from its first CWS title. CWS Central » Sherman's Familiar feel » Bruins take Game 1 » Can MSU answer? » More »

UCLA Reinforces SoCal 'Juggernaut' Status

June 3, 2013
dominated San Diego to win its third regional in the last four years, sending the Bruins to the College World Series in Omaha for a shot at California supremacy against Fullerton.

Just Doing Their Thing

UCLA stuck with what has worked for them in Omaha, winning Game 1 of the College World Series. UCLA 3, Miss. St. 1 » Plutko delivers » How Bulldogs respond » CWS

Adam Plutko
UCLA



IN THE SPOTLIGHT

Media Outlets

Newspapers

Los Angeles Times
202 West First St.
Los Angeles, CA 90053
(P): 213-237-7145
(F): 213-237-7876
sports.latimes.com

Los Angeles Daily News
21860 Burbank Blvd. (Ste. 200)
Woodland Hills, CA 91367
(P): 818-713-3600
(F): 818-713-3436
dailynews.com

Orange County Register
625 N. Grand Ave.
Santa Ana, CA 92711
(P): 714-796-7817
(F): 714-565-6765
ocregister.com

Long Beach Press Telegram
604 Pine Ave.
Long Beach, CA 90844
(P): 562-499-1338
(F): 562-437-8914
presstelegram.com

Pasadena Star News
San Gabriel Valley Tribune
1210 N. Azusa Canyon Rd.
West Covina, CA 91790
(P): 626-962-8811
(F): 626-856-2758
pasadenastarnews.com
sgvtribune.com

Riverside Press Enterprise
3512 14th St.
Riverside, CA 92502
(P): 909-368-9533
(F): 909-368-9029
pe.com

South Bay Daily Breeze
5215 Torrance Blvd.
Torrance, CA 90509
(P): 310-540-4201
(F): 310-540-3067
www.dailybreeze.com

UCLA Daily Bruin
308 Westwood Plaza
Los Angeles, CA 90024
(P): 310-825-2095
(F): 310-206-0906
dailybruin.ucla.edu

Wire and Stats

Associated Press
221 So. Figueroa, S 300
Los Angeles, CA 90012
(P): 213-626-1200
(F): 213-346-0200
ap.org

Sports Ticker
(P): 800-766-1899
(F): 800-336-0383

Stats, Inc.
(P): 847-585-2100
(F): 800-357-8525

Television

Pac-12 Networks
360 3rd St., 3rd Floor
San Francisco, CA 94107
(P): 415-580-4200
(F): 415-549-2828

FS West/Prime Ticket
1150 South Olive, Suite 350
Los Angeles, CA 90015
(P): 213-743-7800
(F): 213-763-4633

ESPN
ESPN Plaza
Bristol, CT 06010
(P): 860-766-2000

CBS College Sports
85 10th Ave., 3rd Floor
New York, NY 10011
(P): 212-342-8700
(F): 212-520-8899

MLB Network
40 Hartz Way
Secaucus, NJ 07094
(P): 201-520-6400
(F): 201-520-4736

CBS-2, KCAL-9
4200 Radford Ave.
Studio City, CA 91604
(P): 818-655-2400

NBC-4 (Ch. 4)
3000 W. Alameda Ave.
Burbank, CA 91523
(P): 818-840-4237
(F): 818-840-3076

KTLA (Ch. 5)
5800 Sunset Blvd.
Hollywood, CA 90028
(P): 323-460-5907
(F): 323-460-5333

KABC-7
500 Circle Seven Dr.
Glendale, CA 91201
(P): 818-863-7677
(F): 818-863-7889

KTTV (Ch. 11)/KCOP (Ch. 13)
1999 S. Bundy Dr.
Los Angeles, CA 90025
(P): 310-584-2030
(F): 310-584-2450

Radio

KLAC 570 (FOX Radio)
3400 W. Olive Ave. #550
Burbank, CA 91505
(P): 818-559-2252
(F): 818-566-6114 or
818-566-6105

KSPN 710 (ESPN Radio)
800 W. Olympic Blvd., Ste. A200
Los Angeles, CA 90015
(P): 310-840-2492

(F): 310-558-5648
uclaradio.com
308 Westwood Plaza
Los Angeles, CA 90024
(P): 310-825-9104

Baseball Media

Baseball America
600 S. Duke Street, Box 2089
Durham, NC 27702
(P): 919-682-9635
(F): 919-682-2880
baseballamerica.com
John Manuel (editor)
johnmanuel@baseballamerica.com

Collegiate Baseball
P.O. Box 50566
Tucson, AZ 95703
(P): 520-623-4530
(F): 520-624-5501
collegiatebaseball.com
Lou Pavlovich, Jr. (editor)
lou@baseballnews.com

D1 Baseball
13252 Hamilton St.
Omaha, NE 68154
(P): 949-614-5631
d1baseball.com
Aaron Fitt (editor)
aaron@d1baseball.com

Perfect Game USA (College)
1808 Indian Lodge Drive
Cedar Park, TX 78613
perfectgame.com/college

USA Today
10866 Wilshire #890
Los Angeles, CA 90024
(P): 310-443-8900
(F): 310-443-8923
usatoday.com

Baseball Weekly
1000 Wilson Blvd. 21st Fl.
Arlington, VA 22229
(P): 800-872-3410 ext. 4495
(F): 703-558-4677
baseballweekly.com

College Baseball Insider
P.O. Box 8235
Richmond, VA 23226
collegebaseballinsider.com

USA Baseball
1030 Swabia Court, Suite 201
Durham, NC 27703
(P): 919-474-8721 x. 212
(F): 855-420-5910



ATHLETIC COMMUNICATIONS

Andrew Wagner is in his fourth season as UCLA's Baseball Athletic Communications Director. He also serves as the media contact for UCLA's men's soccer and women's swim & dive programs. He was most recently at UC Santa Barbara, where he was an SID for baseball, men's soccer, women's volleyball, and men's volleyball. He was the main contact for UCSB's 2016 College World Series team.



MEDIA GUIDELINES

CREDENTIALS: All media credential requests should be made, preferably via e-mail, to awagner@athletics.ucla.edu, or by phone as far in advance as possible (no later than 24 hours before game time). Credentials for games and access to coaches and student-athletes are granted to major news-gathering papers, magazines or web sites.

PHOTO CREDENTIALS: Credentials will be issued on a per-game basis and must be worn in plain sight at all times. Only credentialed photographers will be granted access to take photos on the field level from the bullpen.

TELEPHONES: The press box phone number (for media scoring updates only) is 310-794-8213. Additional phone lines are available on a shared basis in the main press box. Radio positions and additional media seating will be allocated in the press box or adjacent to the broadcast booths, if necessary.

RADIO LINES: One telephone line can be made available to the designated radio station of the visiting team. Please make arrangements through the Athletic Communications Office by e-mailing Andrew Wagner (awagner@athletics.ucla.edu) well in advance.

UCLA BASEBALL RADIO NETWORK

Live audio of ballgames is available at uclabruins.com, the official web site of the UCLA Athletics Department. For updated broadcast schedules, visit the Bruins online at uclabruins.com.

HIGH-SPEED INTERNET: The press box is equipped with high-speed, wireless Internet for working media only. Additional high-speed data jacks are not available.

INTERVIEWS: Coaches and players are available for postgame interviews outside the clubhouse (third-base side) after a brief cooling down period. Midweek interviews can be conducted before or after practice. All interview requests must be facilitated through the Sports Information Office.

UCLABRUINS.COM: The official web site of the UCLA Athletics Department, uclabruins.com provides up-to-date results, news, schedules, player biographical information, statistics, in-game scoring and links to audio webcasts.

TWITTER/FACEBOOK/INSTAGRAM: Follow UCLA baseball on Twitter (twitter.com/uclabaseball), Facebook (facebook.com/uclabaseball) and Instagram ([@uclabruinsbaseball](https://instagram.com/uclabruinsbaseball)) for the latest in-game updates and news.

Andrew Wagner's Office Phone: (310) 206-4008
Athletic Communications Fax: (310) 825-8664
Wagner's E-mail: awagner@athletics.ucla.edu

ABOUT UCLA'S BASEBALL RADIO CREW

Nick Koop begins his first season as the play-by-play voice of UCLA Baseball after spending the last six years in Westwood as a host, commentator and public address announcer. He co-anchors the weekly Bruin Insider Show and also calls several of the Bruins' Olympic sports. In 2019, his call of Kyle Philips' punt return touchdown in UCLA's 32-point comeback against Washington State was voted Call of the Year by the Southern California Sports Broadcasters. Nick has a decade of experience calling college sports. His work has been seen and heard on Pac-12 Network, AM 570 LA Sports, ESPN+ and Netflix.

He replaces Tim Wilhelm, who stepped aside at the conclusion of the 2021 season after 14 years in the booth calling UCLA Baseball.



2013 NCAA CHAMPIONS



BANNER SEASON

UCLA won its first national championship in program history in 2013, defeating Mississippi State in the College World Series Finals by scores of 3-1 and 8-0. The Bruins went a perfect 10-0 in the postseason, becoming the third team in NCAA history to accomplish the feat. UCLA also made history by posting the lowest team ERA in the College World Series' aluminum bat era (0.80 ERA) and becoming the first team to complete the College World Series without allowing more than one run in each game. En route to their first championship, the Bruins defeated four national seeds, eliminating two of them (No. 5 Cal State Fullerton, No. 1 North Carolina). The Bruins won 49 games in 2013, marking the second-highest single-season win total in school history. UCLA totaled at least 40 wins for the third time in four seasons and for the ninth time in program history.



MOST OUTSTANDING PLAYER ►

Junior Adam Plutko went 2-0 with a 1.38 ERA in two CWS starts, earning him Most Outstanding Player honors at the College World Series. Plutko served as UCLA's Friday starter all season, posting a 10-3 record with a 2.29 ERA and 81 strikeouts. Additionally, he finished his three-year career in sole possession of second place on UCLA's all-time career wins list with 29 victories and seventh on the Bruins' all-time strikeout list, logging 272 strikeouts. In his last 12 starts, Plutko went 11-1 with a 1.58 ERA. In eight career postseason starts, he went 7-0 with a 0.94 ERA.



REGIONAL SWEEP

The Bruins advanced to the NCAA Super Regional round by winning three consecutive games in the NCAA Los Angeles Regional. Adam Plutko pitched seven strong innings and Pat Gallagher posted a three-hit game to lead UCLA past San Diego State, 5-3, in the opening game. The Bruins then overcame a four-run deficit in game two with help from Kevin Williams' three-run game-tying triple in the sixth inning to defeat Cal Poly, 6-4, to advance to the NCAA Los Angeles Regional finals. In the finals, UCLA met San Diego and earned its third postseason shutout in program history, downing the Toreros, 6-0. Grant Watson, Zack Weiss and David Berg combined to throw a one-hitter against San Diego.



BRUINS DEFEAT CAL STATE FULLERTON

UCLA traveled on the road for a Super Regional for the first time in six years and defeated Cal State Fullerton in two games to advance to the College World Series for the fifth time in school history. The Bruins earned a dramatic 5-3 10-inning win over the Titans in the first game to take a 1-0 lead in the best-of-three series. Sophomore Eric Filia led UCLA with a 4-5 night that included the game-winning RBI in the top of the 10th. Junior Adam Plutko was terrific on the mound once again, pitching seven strong innings and allowing just one unearned run. David Berg picked up the win with three innings in relief. Then in Game 2, the Bruins scored three runs in the bottom of the first to propel them to a 3-0 shutout win over Fullerton. Junior Pat Gallagher hit a two-run single in the bottom of the first to give UCLA the lead while junior Nick Vander Tuig held the Titans scoreless on the mound for 6.1 innings. Freshman James Kaprielian, junior Zack Weiss and Berg then combined to hold the lead for 2.2 innings in relief.



ACE NUMBER TWO

Junior right-hander Nick Vander Tuig enjoyed an outstanding season on the mound for the Bruins, serving as the team's Saturday starter all year. The right-hander from Oakdale, Calif. posted a 14-4 record on the season with a 2.16 ERA. He led the Bruins with 93 strikeouts and allowed just 18 walks all season, eighth-fewest in the Pac-12. Vander Tuig's 14 wins were also tied for the most in the conference and are second-most on UCLA's all-time single season wins list. Additionally, he threw at least six innings in 17 of his 19 starts and finished his career tied for third with Alex Sanchez (1985-87) on UCLA's all-time career wins list (27). Vander Tuig appeared in 10 career postseason games, starting seven of them and posting a 6-2 record with a 2.13 ERA. In the 2013 postseason, he went 4-0 with a 1.65 ERA and 19 strikeouts in 27.1 innings pitched.



ALL-TOURNAMENT TEAM

Four Bruins landed on the All-CWS team, with pitcher Adam Plutko earning Most Outstanding Player honors at the tournament. Joining Plutko on the All-CWS team were pitcher Nick Vander Tuig, shortstop Pat Valaika and outfielder Eric Filia. Vander Tuig also went 2-0 at the CWS, posting a 0.60 ERA and 12 strikeouts in 15 innings pitched. Vander Tuig earned the victory in the championship-clinching game against Mississippi State with a dominating performance, tossing eight shutout innings and striking out six. Filia batted .333 with eight RBI in the CWS, including a career-high five RBI in game 2 of the CWS Finals. Finally, Valaika anchored a UCLA defense that posted a .984 fielding percentage in the CWS while knocking in four runs at the plate.



STEELE FIELD at JACKIE ROBINSON STADIUM

2022 marks season No. "42" for UCLA at Jackie Robinson Stadium, which has undergone significant renovations since 2006. Jackie Robinson Stadium hosted the NCAA Los Angeles Regional from 2010-2013, 2015, and 2019 and the NCAA Los Angeles Super Regional in 2010 and 2012, drawing crowds of over 2,000 fans. Prior to 2010, UCLA had not hosted postseason play since 1986.

Most recently, UCLA added a state-of-the-art video scoreboard in the winter of 2013. The new LED video display features a 15HD pixel layout and measures nearly 17 feet tall by more than 49 feet wide, making it one of the largest video scoreboards in the Pac-12.

In 2011, UCLA added 580 chairback seats to the facility, allowing Jackie Robinson Stadium to seat 1,820 fans on a regular basis. The baseball program added 290 chairback seats above each of the dugouts, replacing grass slopes which had existed since the stadium's founding in 1981.

In January 2009, the facility welcomed a 10,500-square foot hitting complex, named the Jack and Rhodine Gifford Hitting Facility. Midway through the 2008 season, UCLA upgraded its stadium lights, making necessary improvements to meet NCAA standards for hosting an NCAA Super Regional. In January 2008, UCLA installed a state-of-the-art playing surface, a major upgrade made possible by the Steele Foundation.

Prior to the 2007 season, the UCLA baseball program installed a major-league quality net behind home plate, improving sightlines for fans and television crews. Other major improvements have included the addition of 945 chairback seats with cupholders in February 2006. The stadium welcomed a new hitter's eye, draped above the center field wall, and the Bruins' scoreboard received a well-deserved face lift.

Located on the site of old Sawtelle Field, Jackie Robinson Stadium provides one of the most comfortable college baseball settings in the West. The stadium was made possible by a private gift from Hoyt Pardee (UCLA '41), a classmate of Jackie Robinson. Without Hoyt, the stadium would not be a reality.

At the end of the 1984 season, the second major phase of the stadium's original construction was completed. A new clubhouse, press box, concessions stand, and permanent restrooms were added. The clubhouse contains training and equipment rooms, a meeting room, offices and the UCLA Baseball Hall of Fame, which displays plaques of all its members.

The main press box is flanked by two broadcast booths and provides ample space for members of the media. Camera positions for television coverage are located atop both dugouts and on the concourse. Controls for the public address system, electronic scoreboard and lighting systems are located in the main press box. The concession is located above the first base seats along with public restrooms.

Jackie Robinson Stadium, the program's sixth home field, can be accessed via the San Diego Freeway (405) and Wilshire Blvd. Located on Constitution Avenue (west off Sepulveda Blvd.), the stadium is minutes away from the UCLA campus.

Jackie Robinson Stadium was dedicated on Feb. 7, 1981 with an exhibition game between the Bruins and the Los Angeles Dodgers that drew 2,500 fans. The facility hosted the 1986 West Coast Conference playoff game between Pepperdine and Loyola Marymount. One week later, the stadium hosted the 1986 NCAA West Regional Tournament. Loyola Marymount, UC Santa Barbara, Hawaii, and UCLA participated in the regional, won by Loyola Marymount. The 1986 West Regional was the Los Angeles area's first NCAA postseason tournament since the 1978 District 8 Playoffs were hosted at USC's Dedeaux Field. The 1986 regional championship contest between Loyola Marymount and Hawaii drew a crowd of 1,815.

Jackie Robinson, for whom the stadium is named, was the first African-American baseball player to compete in the major leagues when he joined the Brooklyn Dodgers in 1947. As a student-athlete at UCLA, Robinson became the Bruins' first four-sport letterman, playing football, basketball, track, and baseball. A bronze statue of Robinson is located near the concession stand on the concourse level. The statue was dedicated on April 27, 1985, before the UCLA-Arizona State game.



UCLA's Home Fields

	Years
Moore Field (Vermont Avenue)	1920-29
Campus Diamond (UCLA)	1930-32
Sawtelle Field (VA Grounds)	1933-38
Joe E. Brown Field (UCLA)	1939-63
Sawtelle Field (VA Grounds)	1964-79
Eddy D. Field Stadium (Pepperdine)	1980
Jackie Robinson Stadium (VA Grounds)	1981-Present


Year-by-Year at Jackie Robinson Stadium

Year	Record	Games	Year	Record	Games
2021	21-9	30	2000	20-10	30
2020	9-1	10	1999	17-10	27
2019	32-7	39	1998	15-12	27
2018	22-6	28	1997	21-7	28
2017	19-12	31	1996	19-11	30
2016	16-15	31	1995	14-16	30
2015	25-6	31	1994	14-15	29
2014	11-20	31	1993	19-11	30
2013	27-9	36	1992	23-9	32
2012	27-10	37	1991	13-15	28
2011	21-11	32	1990	21-10	31
2010	29-10	39	1989	17-15	32
2009	16-10	26	1988	14-10	24
2008	18-13	31	1987	20-6-1	26
2007	19-11	30	1986	23-12	35
2006	19-12	31	1985	19-9-1	29
2005	7-19	26	1984	17-13	30
2004	17-13	30	1983	17-13	30
2003	15-13	28	1982	28-10	38
2002	13-16	29	1981	13-18	31
2001	19-9	28			

41 years, 750-393-2 record (.656)

Jackie Robinson Stadium Collegiate Firsts

First Collegiate Game:	Feb. 14, 1981 (Pepperdine 9, UCLA 6)
First Collegiate Pitch:	strike – UCLA's Eric Broersma to batter John Damon (Tim Gudin, C).
First Strikeout:	UCLA's Eric Broersma to Pepperdine's John Damon
First Hit:	Pepperdine's Ron Dearth off Eric Broersma (2nd inning)
First UCLA Hit:	Paul Conley off Pepperdine's Jon Furman (3rd inning)
First Run:	Pepperdine's John Wyman (RBI, Alan Ascherl) off Eric Broersma (3rd inning)
First UCLA Run:	David Montanari (RBI, Lindsay Meggs 3-run double), off Jon Furman (4th inning)
First Home Run:	UCLA's Greg Norman (Mike Gallego at first), off Chapman's Charlie Deeds (4th inning), 2/18/81
First UCLA Win:	Feb. 18, 1981 (UCLA 10, Chapman 3)



JACKIE ROBINSON'S LEGACY

Jackie Robinson - Breaking Barriers

Major League Baseball's First African-American Player

Jackie Robinson became the first African-American Major League Baseball player of the modern era in 1947. Born January 31, 1919 in Cairo, Ga., Robinson was the first four-sport letterman in UCLA history – football (1939 and 1940), basketball (1940 and 1941), track and field (1940) and baseball (1940).

As UCLA's shortstop in 1940, statistics indicate that baseball was the sport with which he had the most trouble. Robinson batted .097 in CIBA games the one season he played baseball for the Bruins. He excelled at the three other sports, earning All Pac-10 honors in football, being named the West Coast Conference MVP in basketball, and establishing a long jump record. Nevertheless, due to his slick fielding and keen baserunning, fans found Robinson in the starting lineup the majority of the season.

As a youngster, his mother (Mallie) moved the Robinson family to Pasadena, Calif., after his father abandoned the family. After the move, the Robinson family quickly gained recognition for their fantastic athletic abilities, the climax coming during the 1936 Olympics where older brother Mack Robinson received a silver medal in the 200-meter dash behind the legendary Jesse Owens. In 1942, Robinson put athletics on hiatus to enlist in the U.S. Army. In the face of humiliating discrimination, Robinson took his first major step toward dismantling racial barriers. Serving in Texas, Robinson was court-martialed for refusing to move to the back of a military bus. He was eventually acquitted and given an honorable discharge.



This collage (left) hangs on the outfield wall at Jackie Robinson Stadium, paying tribute to UCLA's first four-sport letterwinner.



Robinson on the Baseball Diamond

Robinson played one season on the baseball team (1940), batting just .097 in CIBA (California Intercollegiate Baseball Association) play. In his first game (March 10), he had four hits and stole four bases, including home once.

Robinson on the Track and Field Team

Jackie Robinson missed most of the 1940 track and field season while playing on the UCLA baseball team. Robinson won the NCAA title in the broad jump (24-10 1/4) that season after winning the Pacific Coast Conference meet with a leap of 25 feet (photo, above center).

Robinson on the Basketball Court

A two-year letterwinner on UCLA's basketball team, Robinson led the Southern Division of the Pacific Coast Conference in scoring in 1940, averaging 12.4 points per game in 12 league contests. The four-sport letterwinner also led the Pacific Coast Conference in 1941, averaging 11.1 points pre game in 12 league games.

Robinson played both seasons under nine-year head coach Wilbur Johns.

His military career finished, Robinson gave baseball another try. The Kansas City Monarchs of the Negro Baseball League offered him a contract in 1944. Robinson quickly caught the attention of opposing managers, and more importantly, major league scouts. Brooklyn Dodger President Branch Rickey signed him to a minor league contract with a Montreal farm club in 1945. Robinson started the year on a hot streak, quickly earning the respect of the French-Canadian fans in Montreal. He completed the year by winning the International League batting title, hitting .349 in 124 games and leading his team to the championship. His success allowed Rickey to decide that everything was in order for a groundbreaking debut with the Dodgers.

Rickey announced that Brooklyn had purchased Robinson's contract on April 10, 1947. Five days later, Robinson grounded out against Johnny Sain of the Boston Braves, officially recording the first major league at-bat by an African-American. He won the first ever Rookie of the Year Award, an honor the National League renamed in his memory in 1987. During his 10-year career, Robinson compiled a .311 batting average and one National League MVP award, playing in six World Series and six All-Star games. Robinson was the first African-American to win the MVP award and the first to be elected to the Hall of Fame (1962).




In 1957, the Dodgers traded Robinson to the New York Giants for pitcher Dick Littlefield and \$30,000. Partially in response to this surprising move, Robinson decided it was time to end his playing days. That same year, Jackie was diagnosed with diabetes, a disease that led to his death in 1972.

Prior to his passing on June 4, 1972, Robinson's No. 42 was retired by the Dodgers along with Roy Campanella's No. 39 and Sandy Koufax's No. 32. On February 2, 1981, the finishing touches were put on Jackie Robinson Stadium, the current home of the Bruins. The U. S. Post Office issued the "Jackie Robinson Black Heritage" stamp on Aug. 2, 1982, featuring the first baseball player ever depicted on a U.S. stamp. In 1984, President Ronald Reagan acknowledged Robinson's accomplishments by awarding him the Medal of Freedom, the nation's highest civilian award. In March 2005, Robinson was awarded the Congressional Gold Medal. The award was presented by President George W. Bush to members of Robinson's family.



Jackie Robinson as a Brooklyn Dodger

Jackie Robinson had a remarkable 10-year major league career, playing each season with the Brooklyn Dodgers. Robinson totaled 137 home runs and 734 RBI for Brooklyn, finishing his career with a .311 batting average, 947 runs and 197 stolen bases.



Robinson on the Football Field

Jackie Robinson led the nation in punt return average in 1939 and 1940. Robinson averaged 16.5 yards per return in 1939 and followed that effort with 21.0 yards per return in 1940. Robinson's career average of 18.8 yards per return ranks fourth in NCAA history. In 1940, he led UCLA in rushing (383 yds), passing (444 yds), total offense (827 yds), scoring (36 pts) and punt returns (21.0 ypr). In his two-year career on the gridiron, Robinson rushed for 954 yards (5.9 avg) and passed for 449 yards.



JACK AND RHODINE GIFFORD HITTING FACILITY

The UCLA baseball program completed construction of the Jack and Rhodine Gifford Hitting Facility in February 2009 and has taken full advantage of the 10,500-square foot practice complex. The facility was generously funded by the late Jack Gifford and his wife, Rhodine. Jack played baseball at UCLA in the early 1960s before graduating in 1963.

UCLA's hitting facility stands behind the right field fence, extending from the right-field foul pole toward the stadium's scoreboard in center field. Construction of the facility began in early December 2008, and the project was fully completed by early February 2009.



UCLA's hitting facility allows natural light and also features interior lighting. The floor consists of high-quality synthetic turf. In all, the complex allows for two 30-x-70-foot cages and three 20-x-60-foot cages, all which feature retractable netting.



KEY FEATURES OF UCLA'S GIFFORD HITTING FACILITY

- Dimensions of the practice complex run 23-feet high, 70-feet wide and 150-feet long
- Practice complex features an adjustable interior design, accommodating up to five hitting cages at once
- Cages include multiple pitching machines, including those capable of throwing breaking balls
- Accommodates room for defensive drills and pitching instruction on the south-facing half of the complex
- Spacious tee area within the facility allows for additional hitting drills
- State-of-the-art synthetic turf allows position players to practice fielding

"We are very thankful to Jack and Rhodine for their vision with this state-of-the-art hitting facility. This facility has brought a new dimension of player development to our program. Our players and coaches are very excited about having this training facility, one that is among the nicest in the country. The Jack and Rhodine Gifford Hitting Facility is a special place for all Bruins."

— UCLA head coach John Savage

The Jack and Rhodine Gifford Hitting Facility was built in less than five weeks, spanning from December 2008 through January 2009. Photos to the right (clockwise from top) show the construction of the hitting facility in December 2008.



GIFFORD SPORTS COMPLEX IMPROVEMENTS



In February 2021, UCLA Athletics announced its plan to make improvements to the Gifford Sports Complex at Jackie Robinson Stadium, including the construction of a state-of-the-art baseball practice infield, to be known as Branca Family Field. The practice infield and improvements are designed both to serve as developmental tools for UCLA's nationally-renowned baseball program and to provide recreational space and opportunities for Veterans and their families on the Veterans Affairs West Los Angeles campus.

The practice infield is to be named after legendary Brooklyn Dodger pitcher and three-time All-Star Ralph Branca, who had a successful 12-year major league career and was famously the first to embrace and welcome Jackie Robinson to Major League Baseball. Robinson, a standout UCLA student-athlete in four sports, U.S. Army Veteran and namesake for the Jackie Robinson Athletics and Recreation Complex at UCLA -- whose number 42 is retired across all UCLA sports -- was the first to break the color barrier that segregated Major League Baseball for more than 50 years. On Opening Day in 1947 -- which was also Jackie Robinson's major league debut -- Branca lined up on the field beside Robinson, while other players refused. Branca became one of Robinson's best friends and biggest supporters.

The Branca Family Field project is being made possible thanks in part to a generous \$1 million commitment from prominent entertainment attorney and philanthropist John Branca, a graduate of the UCLA School of Law. John, who is Ralph's nephew, is partner at the entertainment law firm Ziffren Brittenham, where his clients have included over 30 members of the Rock and Roll Hall of Fame. John also serves on the board of directors of the Jackie Robinson Foundation.

"We are extremely grateful for John Branca's exceptional vision and philanthropic support. Branca Family Field being side-by-side with Jackie Robinson Stadium -- that significance should not be lost on anyone who knows the story of Ralph's support and friendship with Jackie," said Martin Jarmond, the Alice and Nahum Lainer Family Director of UCLA Athletics.

GIFFORD SPORTS COMPLEX IMPROVEMENTS

“Jackie Robinson and my uncle, Ralph Branca, were Brooklyn Dodgers teammates and lifelong friends,” said John Branca. “Ralph was in awe of Jackie’s courage and determination that historic day on April 15, 1947 when Jackie shattered Major League Baseball’s color barrier, because he knew what was taking place was so much bigger than the game itself and would resonate for generations. Ralph was honored to stand with Jackie. He was further inspired by Jackie’s commitment to social change and economic equality, and Ralph did his part in giving to others, leading the Baseball Assistance Team to raise money for retired and indigent players. As Jackie once said, a life is insignificant except for the impact it has on others. On behalf of the Branca family, I am honored to welcome the addition of Branca Family Field to UCLA’s Jackie Robinson Stadium.”

With Branca’s lead gift in place, the UCLA Athletic Department launched a comprehensive \$3.8 million fundraising campaign to fully fund the new practice infield and facility improvements for UCLA Baseball and veteran recreation. Philanthropist Rhodine Gifford, whose late husband Jack was a Bruin baseball player, stepped up once again to make a \$1 million commitment to the campaign. Gifford’s gift further enhances the Gifford Sports Complex at Jackie Robinson Stadium, which also includes the Jack and Rhodine Gifford Hitting Facility.

“We are grateful for all who helped to make Branca Family Field within the Gifford Sports Complex a reality. It will certainly enhance the growth and development of Bruin Baseball student-athletes for years to come,” said head baseball coach John Savage. “We thank John Branca for his longstanding vision and commitment to this project. To name this practice facility, in the shadows of Jackie Robinson Stadium, after Ralph Branca is fitting. We also thank Rhodine Gifford. The Gifford family has meant so much to our university and program and we are forever grateful to their commitment to Bruin Baseball.”

Private donations were raised from fans, alumni and friends of UCLA, as well as an incredible response by UCLA Baseball alumni who helped to make this vision a reality. These Major League Baseball stars, current and past, stepped up to contribute nearly \$1.5 million to the practice infield: Gerrit Cole (2009-11), three-time All-Star, is on the mound. At third is four-time All-Star and 2002 World Series MVP Troy Glaus (1995-97). Two-time All-Star and two-time World Series Champion Brandon Crawford (2006-08) is at shortstop, with six-time All-Star and 2008 World Series Champion Chase Utley (1998-2000) at second. Rounding out the infield, at first base is 1992 National League Rookie of the Year and all-time Los Angeles Dodger home run leader Eric Karros (1986-88).

“We are extremely proud that some of the biggest names that have come through UCLA and Major League Baseball have generously contributed to this project. To have former players come back and financially contribute to the program that meant so much to their development and careers shows their love and gratitude towards this university and our baseball program,” said Savage. “We thank Troy and Ann Glaus, Chase and Jennifer Utley, Eric and Trish Karros, Brandon and Jalyne Crawford, and finally Gerrit and Amy Cole for their continued support of UCLA Baseball.”

“We would also like to thank Rhodine Gifford for her and her family’s long-standing commitment and support to UCLA and our athletics program. It’s always special to have former student-athletes give back, as it shows how exceptional and impactful the program has been to so many,” said Jarmond. “We appreciate our MLB players, baseball alumni and supporters who have helped make this project a reality. John Savage deserves much credit for his tireless work and vision for Bruin Baseball. This project would not have happened without his strong relationships and effort to see the project through.”

Additionally, a substantial donation towards the improvements was received in honor of Anne Marie and Dan Guerrero. The donation was made in order to provide recognition at Jackie Robinson Stadium for Guerrero, the UCLA Director of Athletics from 2002-20, UCLA alumnus and UCLA Baseball Hall of Famer.


The planned Jackie Robinson Stadium improvements will include construction of a new synthetic turf practice infield and bullpen, installation of new sports lighting, and modifications to the existing parking lot and site utilities. After meeting fundraising goals and receiving proper approvals from the VA and UCLA Capital Programs, construction will begin during the summer of 2021. No state or government funds are being used for the project. The planned improvements support the VA’s work to transform the VA West Los Angeles Campus into a vibrant community where Veterans can receive healthcare, benefits, employment, recreation and other supportive services, which Veterans have earned and deserve. The practice field may be used by Veterans for a variety of sports and recreational activities, including but not limited to baseball, soccer, jogging, yoga, softball and other activities.

UCLA and VA have partnered to serve Veterans for more than 70 years, starting with the formation of a medical affiliation between UCLA’s School of Medicine and the VA healthcare center after World War II. This growing partnership now includes the UCLA/VA Veteran Family Wellness Center, the VA/UCLA Center of Excellence on Veteran Resilience and Recovery, the UCLA School of Law Veterans Legal Clinic and numerous other programs and initiatives involving students, faculty and staff associated with many UCLA professional schools and departments.

Jackie Robinson Stadium is located on a 10.1-acre site off-campus just west of Interstate 405, on the Veterans Affairs West Los Angeles campus, and serves as the home venue for UCLA Baseball, which has appeared in five College World Series and won the 2013 National Championship. As the VA West LA campus is transformed into a place where more Veterans are housed, it will be increasingly utilized as a space for Veterans and their family members to enjoy various recreational activities, including attending UCLA baseball games.

Once complete, the upgrades will cement Jackie Robinson Stadium’s standing as one of the premier facilities in all of college baseball while deepening its role as part of a unique partnership between a nationally-renowned university and VA.

TEAM USA AND UCLA



Jim Parque is the first UCLA ballplayer to have pitched for the USA National Team and at the College World Series.

UCLA has sent 18 players to play for the USA Baseball National Team a total of 22 times, beginning with the selection of Eric Broersma in 1980. Most recently, Garrett Mitchell made four appearances for Team USA.

James Kaprielian led team USA in 2014 and was awarded with the Performance of the Year Award for his 6.0 inning shutout of Chinese Taipei.

Trevor Bauer and Gerrit Cole's selection in 2009 marked the first time a Bruin had been named to the USA Baseball National Team since 2006, when three-year UCLA starting shortstop Brandon Crawford helped lead Team USA to the 2006 FISU World Championship that summer.

UCLA's student-athletes have not been the only individuals affiliated with Team USA's National Team. Current UCLA head coach John Savage was named the head coach of the collegiate national team in 2017 and led Team USA to series victories over Japan, Cuba and Chinese Taipei. While working as an assistant coach at USC in the summer of 2000, Savage served as an assistant to Mike Gillespie for the USA National Team of collegiate all-stars.

UCLA Player	Years	UCLA Player	Years
Garrett Mitchell	2019	Josh Karp	1999, 2000
Jon Olsen	2017	Jon Brandt	1999
James Kaprielian	2014	Bill Scott	1999
David Berg	2012, 2013	Eric Valent	1997
Adam Plutko	2012	Jim Parque	1996
Gerrit Cole	2009, 2010	Troy Glaus	1995, 1996
Steve Rodriguez	2010	Shane Mack	1984
Trevor Bauer	2009	Pat Clements	1981
Brandon Crawford	2006	Eric Broersma	1980

▼ In two summers pitching for the USA National Team, Gerrit Cole went 6-0 with a 0.91 ERA, logging 69 strikeouts and 14 walks in 59.0 innings. He led the USA National Team in innings both summers, appearing in 11 total games (nine starts).

▲ Jim Parque's National Team Stats

YR	ERA	W-L	G/GS	CG	SV	IP	H	R	ER	BB	SO	OAV
1996	3.30	1-0	15/0	0	3	30.0	32	14	11	11	37	.274

Gerrit Cole's National Team Stats ►

YR	ERA	W-L	G/GS	CG	SV	IP	H	R	ER	BB	SO	OAV
2009	1.06	4-0	6/5	1	0	34.0	11	4	4	10	46	.104
2010	0.72	2-0	5/4	0	1	25.0	24	4	2	4	23	.267
TOTALS	0.91	6-0	11/9	1	1	59.0	35	8	6	14	69	.179



▲ Jon Brandt's National Team Stats

YR	ERA	W-L	G/GS	CG	SV	IP	H	R	ER	BB	SO	OAV
1999	7.12	1-2	9/4	0	0	30.1	38	28	24	13	26	.314

Bill Scott's National Team Stats ▲

YR	AVG	GP-GS	AB	R	H	2B	3B	HR	RBI	BB	SB-SBA	OBP
1999	.340	36-34	141	31	48	8	2	9	32	8	4-6	.373

Troy Glaus's National Team Stats ▲

YR	AVG	GP-GS	AB	R	H	2B	3B	HR	RBI	BB	SB-SBA	OBP
1995	.306	35-27	111	19	34	3	0	2	15	10	0-1	.369
1996	.342	35-31	120	35	41	8	2	15	34	16	0-0	.423
TOTALS	.324	70-58	231	54	75	11	2	17	49	26	0-1	.396

James Kaprielian's National Team Stats

YR	ERA	W-L	G/GS	CG	SV	IP	H	R	ER	BB	SO	OAV
2014	1.07	3-1	5/5	0	0	25.1	13	4	3	7	29	.149



UCLA head coach John Savage served as pitching coach of the U.S. National Team of collegiate all-stars in the summer of 2000.



Steve Rodriguez's National Team Stats ▲

YR	AVG	GP-GS	AB	R	H	2B	3B	HR	RBI	BB	SB-SBA	OBP
2010	.080	11-8	25	2	2	0	0	0	0	5	1-2	.281

Eric Valent's National Team Stats ▲

YR	AVG	GP-GS	AB	R	H	2B	3B	HR	RBI	BB	SB-SBA	OBP
1996	.345	34-31	119	24	41	10	3	7	34	16	1-3	.413

▲ Brandon Crawford's National Team Stats

YR	AVG	GP-GS	AB	R	H	2B	3B	HR	RBI	BB	SB-SBA	OBP
2006	.257	23-10	35	7	9	2	0	0	6	3	1-2	.315

◀ Shane Mack's National Team Stats

YR	AVG	GP	AB	R	H	2B	3B	HR	RBI	BB	SB
1984	.287	34	115	21	33	4	3	4	14	20	4

Adam Plutko's National Team Stats ►

YR	ERA	W-L	G/GS	CG	SV	IP	H	R	ER	BB	SO	OAV
2012	2.63	0-0	3/3	0	0	13.2	9	4	4	5	12	.188

▼ Josh Karp's National Team Stats

YR	ERA	W-L	G/GS	CG	SV	IP	H	R	ER	BB	SO	OAV
1999	3.72	4-2	7/6	0	0	36.1	37	15	15	13	35	.276
2000	1.82	3-0	7/6	0	0	34.2	27	12	7	13	38	.216
TOTALS	2.79	7-2	14/12	0	0	71.0	64	27	22	26	73	.240

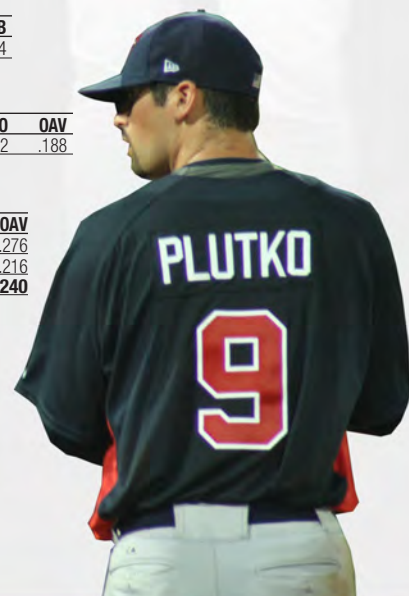


David Berg's National Team Stats ►

YR	ERA	W-L	G/GS	CG	SV	IP	H	R	ER	BB	SO	OAV
2012	3.72	0-1	9/0	0	2	11.2	13	5	4	4	10	.277
2013	2.89	3-0	7/0	0	0	9.1	5	3	3	1	9	.147
TOTALS	3.00	3-1	16/0	0	2	21.0	18	8	7	5	19	.171

Trevor Bauer's National Team Stats ►

YR	ERA	W-L	G/GS	CG	SV	IP	H	R	ER	BB	SO	OAV
2009	4.67	1-1	5/3	1	0	17.1	13	10	9	7	24	.213



2022 ROSTER

No.	Name	Yr.	Pos.	B/T	Ht.	Wt.	Exp.	Hometown (Previous School)
1	Cody Schrier	Fr.	INF	R/R	6-1	200	HS	San Clemente, Calif. (JSerra Catholic HS)
3	Ethan Gourson	Fr.	INF	L/R	6-1	190	HS	San Diego, Calif. (Point Loma HS)
4	Nick McLain	Fr.	OF	S/R	5-10	185	HS	Tustin, Calif. (Beckman HS)
5	Daylen Reyes	So.	INF	R/R	6-0	190	1V	Northridge, Calif. (Notre Dame HS)
6	Michael Curialle	Jr.	INF/OF	R/R	6-2	200	2V	Capistrano Valley, Calif. (JSerra Catholic HS)
7	Bryce Grudzielanek	Fr.	INF	R/R	6-3	185	HS	Cardiff, Calif. (Torrey Pines HS)
8	Max Rajcic	So.	RHP	R/R	6-0	210	1V	Fullerton, Calif. (Orange Lutheran HS)
9	Darius Perry	Jr.	C	R/R	6-2	200	2V	Whittier, Calif. (La Mirada HS)
10	Nate Leibold	Fr.	RHP	R/R	6-3	210	HS	Seattle, Wash. (Ballard HS)
11	Jake Moberg	Sr.	INF	R/R	6-2	200	3V	Murrieta, Calif. (Vista Murrieta HS)
12	Gage Jump	Fr.	LHP	L/L	6-0	185	HS	Aliso, Calif. (JSerra Catholic HS)
14	Charles Harrison	Jr.	RHP	R/R	6-1	190	2V	Canyon Country, Calif. (Canyon HS)
15	Kenny Oyama	Gr.	OF	L/L	5-4	150	TR/4V	Trabuco Canyon, Calif. (Loyola Marymount)
16	Emanuel Dean	RSo.	OF	R/R	6-3	220	1V	Anaheim Hills, Calif. (Servite HS)
17	Jack Holman	Fr.	C	L/R	6-4	210	HS	Wrightwood, Calif. (Etiwanda HS)
18	Carson Yates	So.	OF	R/R	6-4	220	1V	San Jose, Calif. (Leland HS)
19	Jared Karros	Jr.	RHP	R/R	6-7	195	2V	Manhattan Beach, Calif. (Mira Costa HS)
20	Josh Alger	Fr.	RHP	R/R	6-3	215	HS	Roseville, Calif. (Roseville HS)
21	JonJon Vaughns	So.	OF	L/R	6-2	220	1V	Pasadena, Calif. (St. John Bosco HS)
24	Malakhi Knight	Fr.	OF	R/R	6-3	200	HS	Marysville, Wash. (Marysville Getchell HS)
25	Thatcher Hurd	Fr.	RHP	R/R	6-4	200	HS	Manhattan Beach, Calif. (Mira Costa HS)
27	Jack Filby	Sr.	RHP/INF	L/R	6-0	200	3V	Sacramento, Calif. (C.K. McClatchy HS)
28	James Hepp	Fr.	RHP	R/R	6-7	200	HS	Santa Clarita, Calif. (West Ranch HS)
30	Alonzo Tredwell	Fr.	RHP	L/R	6-8	230	HS	Coto de Caza, Calif. (Mater Dei HS)
31	Chris Aldrich	RFr.	RHP	R/R	6-2	190	RS	Oak Park, Calif. (Notre Dame HS)
32	Josh Hahn	Jr.	OF/LHP	L/L	6-2	200	2V	Huntington Beach, Calif. (Huntington Beach HS)
33	Jake Saum	Jr.	LHP	L/L	5-11	185	2V	Ventura, Calif. (St. Bonaventure HS)
34	Jake Brooks	So.	RHP	R/R	6-4	200	1V	Fountain Valley, Calif. (Fountain Valley HS)
35	Luke Jewett	Fr.	RHP	R/R	6-4	200	HS	Ladera Ranch, Calif. (JSerra Catholic HS)
36	Tommy Beres	RSo.	C	R/R	6-0	185	1V	Woodland Hills, Calif. (Notre Dame HS)
37	Eli Paton	RFr.	1B	L/R	6-3	215	RS	La Canada, Calif. (Maranatha HS)
38	Jake Palmer	Gr.	OF	L/L	5-10	185	HS	El Segundo, Calif. (UC Irvine)
40	Ethan Flanagan	Fr.	LHP	L/L	6-3	195	HS	Irvine, Calif. (Santa Margarita HS)
43	Daniel Colwell	Sr.	LHP	L/L	6-0	175	3V	Berkeley, Calif. (Saint Mary's College HS)
44	Kyle Karros	So.	INF	R/R	6-5	215	1V	Manhattan Beach, Calif. (Mira Costa HS)
45	Alex Fernandes	Fr.	INF	L/R	5-10	155	HS	San Marcos, Calif. (San Marcos HS)
51	Caedon Kottinger	So.	RHP	R/R	6-0	180	TR	Reno, Nev. (College of San Mateo)
55	Kelly Austin	RSo.	RHP	R/R	6-0	195	TR	Newport Beach, Calif. (Orange Coast College)

Coaching Staff

22	John Savage	Head Coach (18th season)	Nevada '91
23	Bryant Ward	Assistant Coach/Recruiting Coordinator (7th season)	East Carolina '02
2	Niko Gallego	Assistant Coach (1st season as A.C. 8th on staff)	UCLA '10
26	David Berg	Volunteer Assistant Coach (1st season as V.A.C., 4th on staff)	UCLA '19
	Aaron Weimer	Director of Baseball Operations (1st season)	UCLA '19

BREAKDOWN BY CLASS (*indicates redshirt)

Freshmen (17)	Sophomores (10)	Juniors (6)
Chris Aldrich*	Kelly Austin*	Michael Curialle
Alex Fernandes	Tommy Beres*	Josh Hahn
Ethan Gourson	Jake Brooks	Charles Harrison
James Hepp	Emanuel Dean*	Jared Karros
Thatcher Hurd	Kyle Karros	Darius Perry
Gage Jump	Caedon Kottinger	Jake Saum
Nate Leibold	Eli Paton	Seniors (3)
Eli Paton*	Max Rajcic	Daniel Colwell
Alonzo Tredwell	Daylen Reyes	Jack Filby
	JonJon Vaughns	Jake Moberg
	Carson Yates	Graduates (2)
		Kenny Oyama
		Jake Palmer

BREAKDOWN BY STATE, COUNTY

California (35)	Alameda County (1)	San Bernardino County (1)
Orange County (14)	Colwell	Holman
Austin, Brooks, Curialle, Dean, Flanagan, Hahn, Jewett, Jump, McLain, Oyama, Palmer, Rajcic, Schrier, Tredwell	Placer County (1)	Santa Clara County (1)
	Alger	Yates
	Riverside County (1)	Ventura County (1)
Los Angeles County (11)	Moberg	Saum
Aldrich, Beres, Harrison, Hepp, Hurd, J. Karros, K. Karros, Paton, Perry, Reyes, Vaughns	Sacramento County (1)	Nevada (1)
	Filby	Kottinger
San Diego County (3)		Washington (2)
Fernandes, Gourson, Grudzielanek		Knight, Leibold

ALPHABETICAL ROSTER

No.	Name	Position
31	Chris Aldrich	RHP
20	Josh Alger	RHP
55	Kelly Austin	RHP
36	Tommy Beres	C
34	Jake Brooks	RHP
43	Daniel Colwell	LHP
6	Michael Curialle	INF
16	Emanuel Dean	OF
45	Alex Fernandes	INF
27	Jack Filby	RHP
40	Ethan Flanagan	LHP
3	Ethan Gourson	INF
7	Bryce Grudzielanek	INF
32	Josh Hahn	OF/LHP
14	Charles Harrison	RHP
28	James Hepp	RHP
17	Jack Holman	C
25	Thatcher Hurd	RHP
35	Luke Jewett	RHP
12	Gage Jump	LHP
19	Jared Karros	RHP
44	Kyle Karros	INF
24	Malakhi Knight	OF
51	Caedon Kottinger	RHP
10	Nate Leibold	RHP
4	Nick McLain	INF
11	Jake Moberg	INF
15	Kenny Oyama	OF
38	Jake Palmer	OF
37	Eli Paton	INF
9	Darius Perry	C
8	Max Rajcic	RHP
5	Daylen Reyes	INF
33	Jake Saum	LHP
1	Cody Schrier	INF
30	Alonzo Tredwell	RHP
21	JonJon Vaughns	OF
18	Carson Yates	OF

Pronunciation Guide

Josh Alger	AHL-jurr
Tommy Beres	(rhymes with terrace)
Michael Curialle	KYUR-ee-al-ee
Caedon Kottinger	KOT-in-jurr
Nate Leibold	LIE-bold
Eli Paton	PAY-tin
Max Rajcic	(rhymes with magic)
Jake Saum	(rhymes with Tom)
Cody Schrier	(rhymes with wire)

2022 RADIO/TV ROSTER



1
Cody Schrier
INF - R/R - 6-1/200 - Fr.




3
Ethan Gourson
INF - L/R - 6-1/190 - Fr.



4
Nick McLain
OF - S/R - 5-10/185 - Fr.



5
Daylen Reyes
INF - R/R - 6-0/190 - So.



6
Michael Curialle
INF/OF - R/R - 6-2/200 - Jr.




7
Bryce Grudzielanek
INF - R/R - 6-3/185 - Fr.




8
Max Rajcic
RHP - R/R - 6-0/210 - So.




9
Darius Perry
C - R/R - 6-2/200 - Jr.




10
Nate Leibold
RHP - R/R - 6-3/210 - Fr.



11
Jake Moberg
INF - R/R - 6-2/200 - Sr.



12
Gage Jump
LHP - L/L - 6-0/185 - Fr.



14
Charles Harrison
RHP - R/R - 6-1/190 - Jr.



15
Kenny Oyama
OF - L/L - 5-4/150 - Gr.




16
Emanuel Dean
OF - R/R - 6-3/220 - RS So.




17
Jack Holman
C - L/R - 6-4/210 - Fr.




18
Carson Yates
OF - R/R - 6-4/220 - So.




19
Jared Karros
RHP - R/R - 6-7/195 - Jr.




20
Josh Alger
RHP - R/R - 6-3/215 - Fr.




21
JonJon Vaughns
OF - L/R - 6-2/220 - So.




24
Malakhi Knight
OF - R/R - 6-3/200 - Fr.




25
Thatcher Hurd
RHP - R/R - 6-4/200 - Fr.




27
Jack Filby
RHP/INF - L/R - 6-0/200 - Sr.



28
James Hepp
RHP - R/R - 6-7/200 - Fr.



30
Alonzo Tredwell
RHP - L/R - 6-8/230 - Fr.




31
Chris Aldrich
RHP - R/R - 6-2/190 - RS Fr.




32
Josh Hahn
OF/LHP - L/L - 6-2/200 - Jr.



33
Jake Saum
LHP - L/L - 5-11/185 - Jr.




34
Jake Brooks
RHP - R/R - 6-4/200 - So.




35
Luke Jewett
RHP - R/R - 6-4/200 - Fr.




36
Tommy Beres
C - R/R - 6-0/185 - RS Fr.




37
Eli Paton
INF - L/R - 6-3/215 - RS So.




38
Jake Palmer
OF - L/L - 5-10/185 - Gr.



40
Ethan Flanagan
LHP - L/L - 6-3/195 - Fr.




43
Daniel Colwell
LHP - L/L - 6-0/175 - Sr.




44
Kyle Karros
INF - R/R - 6-5/215 - So.



45
Alex Fernandes
INF - L/R - 5-10/155 - Fr.



51
Caedon Kottinger
RHP - R/R - 6-0/180 - So.



55
Kelly Austin
RHP - R/R - 6-0/195 - RS So.

COACHING STAFF



John Savage

Head Coach
18th Season at UCLA
21st Season overall
Nevada '91

Through 17 seasons as UCLA's head coach, John Savage has established the Bruins as a consistent national championship contender. Savage helped UCLA reach college baseball's pinnacle in 2013, as the Bruins won their first-ever NCAA baseball title. Under his guidance, UCLA has advanced to the postseason in 12 of the last 16 seasons, hosting an NCAA Regional in six of the last 10, including four-straight from 2010 through 2013 (there was no postseason held in 2020).

Savage completed his 17th season as UCLA's head coach in 2021. He is currently the third longest-tenured head coach in UCLA baseball program history and has gone 589-382-1 in the past 17 seasons. In 12 trips to the postseason at UCLA, Savage has compiled a 44-25 record (.638 winning percentage), recording the most postseason victories of any head coach in program history.

With Savage at the program's helm, UCLA advanced to the College World Series in 2010, 2012, and 2013, and reached the best-of-three championship series in 2010 and 2013. UCLA defeated Mississippi State, two games to none, at the 2013 College World Series. In 2010, the Bruins advanced to the championship series for the first time in school history, falling two games to none to South Carolina.

Savage's strong work with UCLA's program has been equally evident in player development and the MLB Draft. Over his 17 seasons in Westwood, UCLA has produced 117 draft selections. Under Savage, the Bruins led or co-led all NCAA schools in draft selections in both 2019 (13) and 2021 (10), and produced a first-round draft pick in three consecutive years (2019-21) for the first time in program history. In addition, he has coached 22 players at UCLA that have competed in the major leagues.

Savage is one of just two head coaches in college baseball history – alongside Vanderbilt's Tim Corbin – to have guided his team to a College World Series title, produced the first overall pick in the MLB Draft, coached a Golden Spikes Award winner, and had a former player win a Cy Young Award in Major League Baseball. Savage is one of just six coaches all-time with a CWS title, No. 1 pick, and Golden Spikes winner, joining an illustrious group of current and former head coaches in Corbin, Skip Bertman (LSU), Jim Brock (Arizona St.), Augie Garrido (Cal State Fullerton, Texas), and Jim Morris (Miami).

A tenacious recruiter with a keen eye for developing talent, Savage and his coaching staff has found success on the recruiting trail. Fifteen of his 17 recruiting classes have been nationally ranked in the top-25 by Baseball America. UCLA's incoming class in the fall of 2021 was rated No. 1, nationally, by Baseball America, the highest such ranking of any of Savage's recruiting classes. UCLA's incoming group in the fall of 2006 was ranked No. 5, followed by No. 13 (fall 2007), No. 7 (fall 2008), No. 7 (fall 2009), No. 19 (fall 2010), No. 3 (fall 2011), No. 2 (fall 2012), No. 7 (fall 2014), No. 3 (fall 2015), No. 16 (fall 2016) No. 16 (fall 2017), No. 4 (fall 2018), No. 5 (fall 2019), and No. 6 (fall 2020).

The Bruins posted a 37-20 record in 2021, reaching the NCAA Tournament for the fourth consecutive time and ending the season ranked No. 24 in the country. UCLA got it done on both sides of the ball in 2021, finishing as the only Pac-12 team to rank top-three in the league in both scoring (7.3 runs per game, second) and ERA (3.95, third). The Bruins were ranked as high as No. 6 over the course of the year, and earned a No. 2 seed in the postseason at the Lubbock Regional. UCLA had an NCAA-high 10 players selected in the 2021 MLB Draft, the second time in three years that the Bruins led or co-led the country in draft picks. Shortstop Matt McLain was the first Bruin off the board, going No. 17 overall to the Cincinnati Reds. With McLain's selection, UCLA produced a first-round draft pick in three consecutive seasons for the first time in program history. UCLA's offense was paced in 2021 by McLain, Pac-12 Batting Champion JT Schwartz, and Kevin Kendall, while the pitching staff saw breakthrough performances from Sean Mullen, Adrian Chadez, and Max Rajcic.

UCLA was off to a hot start in 2020 before the abrupt cancellation of the season due to COVID-19, winning 11 straight games out of the gate en route to a 13-2 final record. The Bruins finished the abbreviated season with the top RPI in the country while placing top-five nationally in a number of pitching statistics including ERA (1.88, third), WHIP (0.87, first), and hits allowed per nine innings (4.97, first). A pair of Bruins were selected in MLB Draft - which was shortened to five rounds - as outfielder Garrett Mitchell went No. 20 overall to Milwaukee while closer Holden Powell was the third round choice of Washington. Mitchell's selection by the Brewers - paired with Michael Toggia in 2019 - meant that UCLA had a position player selected in the first round in back-to-back years for the first time ever.

Savage earned Pac-12 Coach of the Year and ABCA West Region Coach of the Year honors after leading the Bruins to one of the most successful seasons in program history in 2019. UCLA posted a 52-11 overall record (school record for wins), claimed the Pac-12 title, spent a program-record 12 consecutive weeks atop the national rankings, and earned the No. 1 overall seed in the NCAA Tournament for the second time ever. UCLA won all 14 of its regular season series, a first in program history. Savage picked up a pair of milestone wins during the 2019 season, earning his 500th career victory at UCLA after a Friday night victory over Oregon State on Mar. 15 and his 600th career win overall after topping East Carolina on Apr. 12. Savage managed a pitching staff that led the NCAA in team ERA (2.60); no other team finished below 3.00 and only one team logged an ERA within a half-run of UCLA. The Bruins also paced the nation in shutouts (program-record 11), hits allowed per nine innings (6.18), and WHIP (1.05) while ranking in the top-10 in strikeout-to-walk ratio (3.13, fourth) and strikeouts per nine innings (10.2, seventh). Under his tutelage, junior righty Ryan Garcia (10-1, 1.44 ERA) was named the Pac-12 Pitcher of the Year and a consensus First Team All-American while sophomore closer Holden Powell (17 saves, 1.84 ERA) was dubbed the NCBWA Stopper of the Year. A program-record 13 Bruins were selected in the 2019 MLB First-Year Player Draft, including Michael Toggia (23rd overall, Colorado) who became UCLA's first position player to be picked in the first round since Chase Utley in 2000. UCLA had the most day one picks of any NCAA team, and finished tied with Vanderbilt for the most selections overall.

2018 saw the Bruins make their 10th postseason appearance with Savage at the helm earning the No. 2 seed at the Minneapolis Regional. UCLA finished the season with a 38-21 record including going 19-11 in Pac-12 play. Savage surpassed two milestones as he reached his 800th career game at UCLA and 1,000th game overall as a head coach. Once again UCLA had one of the best pitching staffs in the country as they ranked sixth in the NCAA in ERA at 3.08, seventh in WHIP and top-20 in hits allowed per nine inning and walks allowed per nine innings. UCLA was one of just two teams in the country to rank top-10 in both ERA and fielding percentage as the Bruins were third in the nation at .982. UCLA's starting pitching was dominant as they combined to record a sub-3.00 ERA and a 2.7 strikeout-to-walk ratio led by All-Pac-12 selection Jake Bird who was the Pac-12 ERA leader at 2.18 in 16 starts. Zach Pettway earned first and second team All-American honors, while Holden Powell also earned freshman All-American honors. Offensively, UCLA was led by a trio of Sophomore All-Pac-12 selections in All-American honoree Chase Strumpf, Michael Toggia and Jeremy Dyens. Additionally, four Bruins were selected in the MLB Draft, highlighted by Jake Bird (156th pick, fifth round) as Savage now has 33 players selected in the first 10 rounds.



Savage's Year-by-Year Head Coaching Record

Year	School	Record	Pct.	Conf.	Pct.	Postseason
2021	UCLA	37-20	.649	18-12	.600	Lubbock Regional
2020	UCLA	13-2	.867	-	-	N/A (season canceled due to COVID-19)
2019	UCLA	52-11	.825	24-5	.828	Los Angeles Super Reg. (Pac-12 Champions)
2018	UCLA	38-21	.644	19-11	.633	Minnesota Regional
2017	UCLA	20-27	.526	19-11	.633	Long Beach Regional
2016	UCLA	25-31	.446	12-18	.400	
2015	UCLA	45-16	.738	22-8	.733	Los Angeles Regional (Pac-12 Champions)
2014	UCLA	25-30-1	.455	12-18	.400	
2013	UCLA	49-17	.742	21-9	.700	NCAA Champions
2012	UCLA	48-16	.750	20-10	.667	College World Series (Pac-12 Co-Champions)
2011	UCLA	35-24	.593	18-9	.667	Los Angeles Regional (Pac-10 Champions)
2010	UCLA	51-17	.750	18-9	.667	College World Series runner-up
2009	UCLA	27-29	.482	15-12	.555	Fullerton Regional
2008	UCLA	33-27	.550	13-11	.542	Fullerton Super Regional
2007	UCLA	33-28	.541	14-10	.583	Malibu Regional
2006	UCLA	33-25	.560	13-10	.565	
2005	UCLA	15-41	.260	4-20	.167	
2004	UC Irvine	34-23-1	.595	10-11	.476	Midwest Regional
2003	UC Irvine	21-35	.375	8-13	.381	
2002	UC Irvine	33-26	.559	14-10	.583	
Career	19 years	677-466-2	.592	276-205	.574	1 title, 3 CWS, 5 Super Reg., 12 Reg.
UCLA	16 years	589-382-1	.607	244-171	.588	1 title, 3 CWS, 5 Super Reg., 10 Reg.
UC Irvine	3 years	88-84-1	.509	32-34	.485	1 Regional

Savage's Year-by-Year Assistant Coaching Record

Year	School	Record	Pct.	Conf.	Pct.	Postseason
2000	USC	44-20	.688	16-8	.667	College World Series
1999	USC	36-26	.581	17-7	.708	West Super Regional
1998	USC	49-17	.742	21-9	.700	NCAA Champions
1997	USC	42-20	.677	17-13	.567	South II Regional Final
1996	Nevada	30-19	.612	8-13	.381	
1995	Nevada	35-18	.660	12-9	.571	
1994	Nevada	41-15	.732	16-5	.761	Midwest Regional (Big West Champions)
1993	Nevada	28-19-1	.615	7-14	.333	
1992*	Nevada	43-11-1	.791	----	----	
Totals	9 years	348-165-2	.677	114-78	.594	1 NCAA Champ., 2 Super Reg., 5 Reg.

*Nevada maintained an independent affiliation in 1992.

COACHING STAFF

In the summer of 2017, Savage was the manager of the USA Baseball Collegiate National Team after being an assistant coach in 2000. He led the U.S. to a 15-5 record over the summer, including 11-4 during international play. The United States won all three international series it competed in, including going 4-0 against Chinese Taipei and 3-2 versus both Cuba and Japan. The win over Cuba marked the third-straight series win, while also improving to 23-18 in 41 all-time series against Japan.

In 2017, UCLA made its ninth postseason appearance under Savage earning a berth into the Long Beach Regional and finished with an overall record of 30-27. The Bruins finished third in the Pac-12 with a record of 19-11. UCLA continued its success on the mound as the team was ranked in the top-30 in the country in ERA, shutouts, hits allowed per nine innings, and WHIP. The pitching staff was led by All-American and All-Pac-12 selection Griffin Canning and also All-Pac-12 team honoree Jon Olsen. Offensively, UCLA was led by All-Pac-12 selection Sean Bouchard and Freshman All-Americans Kyle Cuellar and Michael Togli. The Bruins were one of only four teams in 2017 to defeat No. 1 Oregon State in the regular season, earning a 7-1 victory on ESPN2. Additionally, six Bruins were selected in the MLB Draft, highlighted by Griffin Canning (47th pick, second round) and Sean Bouchard (266th pick, ninth round) as Savage now has 32 players selected in the first 10 rounds. Canning also became the sixth UCLA pitcher since 2005 to be drafted in the first two rounds.

In 2016, the Bruins missed the postseason for just the third time in the past 11 seasons, finishing with an overall mark of 25-31. However, it was a year full of milestones for Savage who recorded both his 400th career win at UCLA and 500th career win as a Division I head coach. Savage's 400th win in Westwood came in dramatic fashion as UCLA topped crosstown rival USC in Dodger Stadium in a 14 inning thriller. Individually, first-year pitcher Kyle Molnar was named a Louisville Slugger Freshman All-American, after finishing second in the Pac-12 among freshman in strikeouts, and senior outfielder Eric Filia earned All-Pac-12 honors. Additionally, five Bruins were selected in the MLB Draft, highlighted by Grant Dyer (227th pick, eighth round) who became the 30th player under Savage to be selected in the first 10 rounds.

In 2015, Savage led the Bruins to a 45-16 overall record, including a school record 22 conference wins. The team's success resulted in the program's 11th Pac-12 Conference Championship and the number one overall seed in the NCAA Tournament. The Bruins lost just one weekend series all season and won as many as eight games in-a-row. For the first time in his career, Savage was named Pac-12 Coach of the Year as he led his pitching staff to the lowest earned run average in the nation (2.17). The team ERA also set a new UCLA record for lowest team ERA in a single season.



Coach Savage with sons Jack and Ryan, daughter Gabrielle and wife Lisa

Known for his ability to coach pitching, the 2015 staff was one of the best in school history. For the second time in his career, David Berg earned both the Pac-12 Pitcher of the Year and NCBWA Stopper of the Year awards. Berg broke the NCAA record for most career appearances, finishing his four-year run with 175 appearances. Senior left-hander Grant Watson also had a record-breaking year, making the most career starts (63) in school history and moving into second in UCLA history in career wins (30). Serving as the staff 'ace', James Kaprielian led the conference in strikeouts (114) for the second-straight year and threw nine no-hit innings to combine with Berg for the program's first ever no-hitter on May 15. Eight Bruins were selected in the 2015 MLB Draft, including Kaprielian (16th overall), who went in the first round, and Kevin Kramer (62nd overall), who went in the second round.

UCLA's 2014 ballclub fought through an injury-plagued season and missed postseason action after going 25-30-1. Relief pitcher David Berg secured All-Pac-12 honors for the third time in as many seasons, earning all-conference acclaim with right-hander James Kaprielian and catcher Shane Zeile. Kaprielian became the third pitcher under Savage to lead the conference in strikeouts (108), joining Trevor Bauer and Tim Murphy in that category. UCLA finished the season with four selections in the MLB Draft, including two top-10 round picks (Shane Zeile, fifth round and Max Schuh, seventh round).

John Savage's 39 Major Leaguers

NAME	SCHOOL	YEARS	DEBUT MLB TEAM
Chris Singleton	Nevada	1992-93	Chicago White Sox
Chris Prieto	Nevada	1993	Los Angeles Angels
Andy Dominique	Nevada	1994-97	Boston Red Sox
Lyle Overbay	Nevada	1996-99	Milwaukee Brewers
Randy Flores	USC	1994-97	St. Louis Cardinals
Morgan Ensberg	USC	1995-98	Houston Astros
Seth Etherton	USC	1995-98	Cincinnati Reds
Eric Munson	USC	1997-99	Detroit Tigers
Jason Lane	USC	1998-99	Houston Astros
Ron Flores	USC	1998-00	Oakland Athletics
Barry Zito	USC	1999	Oakland Athletics
Justin Lehr	USC	1999	Oakland Athletics
Steve Smyth	USC	1999	Chicago Cubs
Mark Prior	USC	2000-01	Chicago Cubs
Brian Bannister	USC	2000-03	Kansas City Royals
Anthony Reyes	USC	2000-01	St. Louis Cardinals
Sean Tracey	UC Irvine	2002	Chicago White Sox
Josh Roenicke	UCLA	2003-06	Colorado Rockies
David Huff	UCLA	2006	Cleveland Indians
Hector Ambriz	UCLA	2003-06	Cleveland Indians
Brandon Crawford	UCLA	2006-08	San Francisco Giants
Trevor Bauer	UCLA	2009-11	Arizona Diamondbacks
Tyson Brummett	UCLA	2006-07	Philadelphia Phillies
Jermaine Curtis	UCLA	2006-08	St. Louis Cardinals
Charles Brewer	UCLA	2007-09	Arizona Diamondbacks
Gerrit Cole	UCLA	2009-11	Pittsburgh Pirates
Rob Rasmussen	UCLA	2008-10	Seattle Mariners
Erik Goeddel	UCLA	2008-10	New York Mets
Matt Grace	UCLA	2008-10	Washington Nationals
Cody Decker	UCLA	2006-09	San Diego Padres
Trevor Brown	UCLA	2010-12	San Francisco Giants
Pat Valaika	UCLA	2011-13	Colorado Rockies
Adam Plutko	UCLA	2011-13	Cleveland Indians
Zack Weiss	UCLA	2011-13	Cincinnati Reds
Kevin Kramer	UCLA	2012-15	Pittsburgh Pirates
Griffin Canning	UCLA	2015-17	Los Angeles Angels
Tyler Heineman	UCLA	2010-12	Miami Marlins
James Kaprielian	UCLA	2013-15	Oakland Athletics
Cody Poteet	UCLA	2013-15	Miami Marlins

John Savage's Head Coaching Milestones

- Jan. 29, 2002: first victory: UC Irvine 6, UCLA 4
- June 4, 2004: first postseason appearance: vs. Arizona (Notre Dame Regional)
- July 1, 2004: hired as UCLA's head baseball coach
- Jan. 29, 2005: first victory at UCLA: UCLA 7, Cal Poly 4
- May 10, 2005: 100th career head coaching victory: UCLA 11, UC Irvine 1
- June 2, 2006: first postseason game at UCLA: UCLA 3, UC Irvine 2 (Malibu Regional)
- June 19, 2010: first College World Series game at UCLA: UCLA 11, Florida 3
- April 20, 2013: 300th win at UCLA: UCLA 1, Oregon 0
- May 19, 2013: 400th career win: UCLA 5, USC 2
- March 6, 2016: 400th career win at UCLA: UCLA 5, USC 2 (14)
- April 23, 2016: 500th career win: UCLA 4, Oregon 2
- April 12, 2019: 600th career win: UCLA 7, East Carolina 5

The Savage File

CAREER HIGHLIGHTS

- Two-time Pac-12 Coach of the Year (2015, 2019)
- Two-time ABCA West Region Coach of the Year (2013, 2019)
- Named the Collegiate Baseball, Baseball America, ABCA and Perfect Game National Coach of the Year (2013)
- Led UCLA to school-record 52 wins in 2019, setting record for winning % in modern era (.825)
- Set UCLA record with 13 selections in the 2019 MLB First-Year Player Draft
- Has produced four Pac-12 Pitchers of the Year: Barry Zito (USC, 1999), David Berg (2013, 2015), Ryan Garcia (2019)
- Led NCAA in ERA in 2019 at 2.60
- Named Head Coach of USA Baseball Collegiate National Team (2017)
- 1 of 2 head coaches in NCAA history (Tim Corbin) to guide his team to a College World Series title, produce a No. 1 overall MLB draft pick, coach a Golden Spikes Award winner, and have a former player win a Cy Young
- Produced a first-round position player MLB draftee in three consecutive seasons (2019-21), a first in program history
- Led or co-led all NCAA schools in MLB draft picks in 2019 and 2021
- Coached the first ever two-time NCBWA Stopper of the Year winner (David Berg 2013, '15)
- Coached UCLA to a school-record 24 conference wins to take the Pac-12 title (2019)
- Coached UCLA to its first NCAA Championship in program history (2013)
- Became one of 10 Pac-12 coaches all-time to lead their teams to back-to-back CWS appearances (2013)
- Became first coach in UCLA history to lead the Bruins to two College World Series (2012)
- Coached the first-ever Golden Spikes Award winner (Trevor Bauer, 2011) at UCLA
- Produced the school's first-ever No. 1 MLB Draft selection (Gerrit Cole, 2011)
- Led UCLA to its first-ever appearance in the finals of the College World Series (2010)
- Helped the Bruins garner their first-ever national seed in the NCAA Tournament (2010)
- Guided UCLA's 2010 program to its longest win streak to program start (22-0 record)
- In 2010, UCLA hosted first NCAA Regional since 1986; first Super Regional host ever
- Named National Coach of the Year by CollegeBaseballInsider.com at UCLA in 2010
- Helped UCLA produce the national strikeouts leader in 2010 (Trevor Bauer, 165)
- Developed two NCBWA Stoppers of the Year (Berg, Holden Powell in 2019)
- Coached UCLA to three consecutive postseason berths for first time in school history
- Finalist for National Coach of the Year by CollegeBaseballInsider.com (UCLA '06, UCI '04)
- Helped guide UC Irvine to its first-ever NCAA Division I Regional appearance (2004)
- Resurrected UC Irvine's baseball program in 2002 after being hired in July of 2000
- Has coached four pitchers who became first-round selections in MLB Draft
- Assisted U.S. National Team as pitching coach in the summer of 2000
- Served as USC's pitching coach and recruiting coordinator from 1997-2000
- Landed nation's top-ranked recruiting class at USC in 1999-2000 (*Collegiate Baseball*)
- Earned *Collegiate Baseball's* Assistant Coach of the Year honors in 1998

PLAYER HIGHLIGHTS

- Sixth-round draft selection in 1983 by the New York Yankees as a senior at Reno HS
- Chose to attend Santa Clara University, where he pitched for three seasons (1984-86)
- 16th-round draft selection in 1986 by the Cincinnati Reds
- Played three years of professional baseball (1986-88)

Savage helped UCLA post a perfect 10-0 mark during its 2013 run to the NCAA title, going 4-0 against national seeds in the tournament while eliminating two of them – No. 5 Cal State Fullerton in Super Regional action and No. 1 North Carolina at the College World Series. The Bruins' pitching staff limited the opposition to four runs in five College World Series games. In the 68-year history of the CWS, only one national champion has surrendered fewer runs than UCLA's 2013 ballclub (California allowed three runs in 1957).

UCLA went 49-17 in 2013, marking the program's second-highest single-season victories, and matched the school record with 21 conference wins. For the eighth consecutive year, UCLA finished with no lower than a third-place finish among Pac-12 teams. Berg became the conference's first-ever reliever to earn Pac-12 Pitcher of the Year honors. Three-year starting shortstop Pat Valaika became UCLA's first player to secure Pac-12 Defensive Player of the Year acclaim.

Savage was named the 2013 National Coach of the Year by Collegiate Baseball, Baseball America, the American Baseball Coaches Association (ABCA) and Perfect Game USA. His work with UCLA's pitching staff that season was no more evident than with the success of starting pitchers Adam Plutko, Nick Vander Tuig and Grant Watson. Plutko and Vander Tuig capped their UCLA careers in 2013 as the winningest pitching tandem in school history (56 total wins in three seasons).

In 2012, UCLA didn't miss a beat despite losing the No. 1 and No. 3 overall MLB draft selections (Gerrit Cole, Trevor Bauer) from the pitching rotation. The Bruins went 48-16 and returned to the College World Series for the second time in three seasons. In addition, UCLA won the Pac-12 co-championship (tied with Arizona), marking the first time in school history that the Bruins had won back-to-back conference titles. UCLA hosted the NCAA Los Angeles Super Regional for the second time in three years after hosting its third consecutive NCAA Regional. The Bruins entered the 2012 postseason as the NCAA Tournament's No. 2 overall seed and had seven players selected in the first 15 rounds of that season's MLB Draft.

In 2011, the Bruins captured their first outright Pac-10 title since 1986 just days before seeing top pitchers Cole and Bauer selected No. 1 and No. 3, respectively, in the MLB Draft. No college program had seen two of its players selected within the draft's first three selections since 1978 (Arizona State). Bauer was named UCLA's first-ever Golden Spikes Award winner and became the first player in school history to earn National Player of the Year honors from either Baseball America or Collegiate Baseball.

Savage helped UCLA's 2011 pitching staff post the nation's third-lowest ERA (2.44), the lowest mark on record in school history. Likewise, the Bruins' staff finished the year second, nationally, in strikeouts per nine innings (9.8) and hits allowed per nine innings (6.61).

In 2010, UCLA set the school record for single-season victories, compiling a 51-17 overall record after opening the season with a school-record 22 consecutive wins. The Bruins also won a program-best 43 regular-season games and landed their first-ever national seed (No. 6-seed) in the NCAA Tournament. UCLA hosted postseason games at Jackie Robinson Stadium for the first time since 1986 and swept all three NCAA Regional contests. The Bruins overcame a Game 1 loss to Cal State Fullerton with consecutive victories in the next two games of the NCAA Super Regional to advance to Omaha for the first time since 1997.

UCLA finished second in the Pac-10 Conference, a league that sent eight of its 10 teams to the postseason. The Bruins' pitching staff set the school and conference records for most strikeouts in one season (700). Additionally, UCLA logged the country's second-lowest ERA (3.00) and ranked first in the nation in strikeouts per nine innings (10.2) and ranked second in hits allowed per nine innings (7.31). Savage was named the National Coach of the Year in 2010 by CollegeBaseballInsider.com.

The development of Cole and Bauer proved instrumental to UCLA's success in 2010 and 2011. In his career at UCLA, Bauer (2009-2011) established UCLA's all-time records in strikeouts (460), wins (34) and innings (373.1) and set the program's top two marks in single-season strikeouts. Bauer logged a nation-leading and Pac-12 record 203 strikeouts in 2011 after having led the country with 165 strikeouts in 2010. Cole served as UCLA's Friday night pitcher in each of his three seasons (2009-11), logging 376 strikeouts, the second-highest career total in program history and becoming the first pitcher in program history to record at least 100 strikeouts in each of three seasons.

Savage's work at UCLA during his first five seasons (2005-2009) paid major dividends in setting up the program for long-term postseason success. He became UCLA's first-ever head baseball coach to lead the program to at least three consecutive NCAA postseason appearances (2006-2008).

In 2009, Savage led UCLA to a third-place finish in the Pac-10 for the fourth consecutive season. The Bruins went 27-29 with a 15-12 mark in Pac-10 play. That year, UCLA's pitching staff finished ninth in the nation in strikeouts per nine innings (9.3). The team's success on the mound was fueled by the emergence of Cole and Bauer, who finished their freshman campaigns as two of the conference's three freshmen to earn All-Pac-10 team honors. Bauer captured National Freshman Pitcher of the Year honors from Louisville Slugger/Collegiate Baseball. Cody Decker became the only Bruin to hit 20 or more home runs under Savage in one season. He finished his senior season with 21 homers, becoming UCLA's first Pac-10 home run leader since 2002.

In 2008, UCLA went 33-27 with a 13-11 Pac-10 record, culminating in an NCAA Regional Final berth at Cal State Fullerton. Left-handed starter Tim Murphy became UCLA's first pitcher to lead the conference in strikeouts (111) since 1996, when Jim Parque totaled 116 strikeouts. The Bruins' regular-season schedule featured 26 games against teams that advanced to NCAA postseason play. UCLA's 2008 ballclub was led by a strong mainstay of talented infielders, including Jermaine Curtis at third, Brandon Crawford at shortstop and Alden Carrithers at second.

In 2007, Savage helped UCLA overcome an 8-14 start and record a 33-28 overall record, en route to the program's first NCAA Super Regional appearance since 2000. The Bruins went 14-10 with a third-place finish in the Pac-10, winning 19 of 23 games midway through the season. UCLA swept the NCAA Long Beach Regional with a trio of masterful starting performances from Tyson Brummet, Gavin Brooks and Murphy. The Bruins' season



Coach Savage as head coach of the U.S. Collegiate National Team in 2017

Savage's Former Pitchers what they're saying...

Gerrit Cole – New York Yankees
2011 MLB Draft (1st overall pick)

"Coach Savage taught me how to become a complete pitcher. He not only improved my game on the field, but also made a huge impact for me working with the mental game away from the field. In my eyes, there isn't a pitching coach better than him out there."




Trevor Bauer – Los Angeles Dodgers
2011 MLB Draft (1st round, No. 3 pick)

"Coach Savage was instrumental in my development as a pitcher. He allowed me the freedom to learn through my experiences while providing the proper structure to lead me in the right direction. His knowledge created an environment very conducive to my growth as a player and person."



David Huff – Cleveland Guardians
2006 MLB Draft (1st round, supplemental)

"Everyone that comes into UCLA's program has talent and athleticism. Coach Savage takes that talent and shapes it into a quality professional ballplayer. He has been very instrumental in my success at the collegiate and professional levels."



Rob Rasmussen – Miami Marlins
2010 MLB Draft (2nd round)

"Every pitcher Coach Savage recruits has the 'stuff' to be great. He helps young pitchers sharpen their talent, allowing them to improve their game mentally and physically. Baseball is a grind, but he makes sure that you are forming good habits that prepare you to have a successful season."



Hector Ambriz – Cleveland Guardians
2006 MLB Draft (5th round)

"After I missed the 2005 season with an arm injury, Coach Savage really helped me regain my confidence on the mound. He makes it a priority that his players not only succeed in college, but that they also have a chance to excel as professional ballplayers."



COACHING STAFF

ended with consecutive losses to Cal State Fullerton at the NCAA Fullerton Super Regional.

In 2006, the Bruins engineered a remarkably strong turnaround with a 33-25 overall record and third-place finish in the Pac-10. Guided by the nation's No. 5-ranked incoming class (Baseball America), Savage and the Bruins advanced to the NCAA Malibu Regional after having played the nation's most challenging schedule, as ranked by Boyd's World. The Bruins' 2006 campaign marked the first year in which UCLA won each of its home conference series.

Much of the college baseball world noticed UCLA's success in 2006 and aimed their praise toward Savage. Following the 2006 campaign, Savage was named a finalist for the National Coach of the Year award by CollegeBaseballInsider.com. In July 2006, Baseball America hailed Savage as one of "10 People to Watch in the Future." The magazine listed the Bruins' head coach with other distinguished baseball personnel such as Mets all-star third baseman David Wright and then- L.A. Dodgers' assistant general manager Kim Ng. Baseball America lauded Savage for his winning ways: "UCLA has always been viewed as a sleeping giant on the West Coast, and it looks like Savage has the giant stirring."

Savage was hired by former UCLA Athletic Director Dan Guerrero on July 1, 2004, to replace the retired Gary Adams. Prior to taking over UCLA's program, Savage had made stops as head coach at UC Irvine (2002-2004) and as an assistant coach at USC (1997-2000) and Nevada (1992-1996).

Coincidentally, Guerrero hired Savage at UC Irvine four years prior, giving him the unique opportunity to help launch a dormant college baseball program. Savage showed his ability to not just coach a team, but to resurrect a program in three seasons at UC Irvine. He used the 2000-01 school year to build the program from scratch, before turning on the lights at Anteater Ballpark and getting the season underway in 2002.

In their first season at the Division I level and under Savage's guidance, UC Irvine posted a 33-26 overall record and the pitching staff set a school record with 487 strikeouts. After going 21-35 in 2003, Savage and the Anteaters broke through with an NCAA Tournament appearance in 2004. That season, UC Irvine went 34-23-1 and competed at the NCAA Notre Dame Regional. In his third season as UC Irvine's head coach, Savage saw freshman pitcher Blair Erickson earn national Freshman of the Year accolades from Collegiate Baseball as well as Big West Conference Freshman Pitcher of the Year honors. The Anteaters earned their highest national ranking at the time, climbing to the No. 7 spot in Collegiate Baseball's weekly rankings in April 2004. At season's end, Savage was tabbed a finalist for National Coach of the Year honors by CollegeBaseballInsider.com.

As pitching coach and recruiting coordinator at the University of Southern California (USC) from 1997 through 2000, Savage helped the Trojans produce consecutive Pac-10 Pitcher of the Year selections in Seth Etherton, Rik Currier and eventual American League Cy Young Award winner Barry Zito. Etherton was named the 1998 Sporting News National Player of the Year, helping guide the 1998 USC program to the NCAA Championship. Also under Savage's mentorship was former Chicago Cubs right-hander Mark Prior.

As the Trojans' recruiting coordinator, Savage helped facilitate the nation's top-ranked recruiting class in 1999-2000, as ranked by Collegiate Baseball, and served as an assistant coach to then-USC head coach Mike Gillespie for the USA Baseball Collegiate National Team in the summer of 2000. Team USA went 27-3-1 that summer, bringing home a gold medal from the Haarlem Baseball Week Tournament in the Netherlands.

Savage was honored as Collegiate Baseball's Assistant Coach of the Year in 1998, following the Trojans' run to the College World Series title. USC advanced to the NCAA Super Regional in 1999 and back to the College World Series in 2000.

Savage served as an assistant coach at the University of Nevada from 1992-1996, helping the Wolf Pack compile a 177-82 record in five seasons. During his tenure at Nevada, the baseball program won the 1994 Big West Conference title and strung together its first back-to-back 35-win seasons in school history. In five seasons as an assistant coach at Nevada, 24 Wolf Pack players signed professional contracts.

Savage began his coaching career as the pitching coach for Reno High School (Nevada) during the 1988-1989 school year.

Savage was a sixth-round MLB Draft selection by the New York Yankees in 1983 following his senior season at Reno High School and later would be inducted into the Reno High School Hall of Fame in 1997. Savage chose to attend Santa Clara University, where he pitched for three seasons. He was selected by the Cincinnati Reds in the 16th round of the 1986 MLB Draft. Savage played two seasons in the Reds' minor league system before moving on to help the independent league Salt Lake City Trappers set a professional baseball record with 29 consecutive wins in 1987.

Following his professional career, Savage earned his bachelor's degree in secondary education, with an emphasis in physical education and history, from Nevada in 1991.

Savage, and his wife, Lisa, have four children — Julia, Jack, Ryan and Gabrielle.

Savage's Head Coaching Record vs. Opponents

at UC Irvine	W-L-T	at UCLA	W-L	Overall	W-L-T
Arizona	2-7-1	Arizona	28-21	Arizona	30-28-1
Arizona State	0-1	Arizona State	22-26	Arizona State	22-27
Army	1-0	Army	1-0	Army	1-0
Baylor	3-3	Baylor	7-4	Baylor	10-7
Bethune-Cookman	0-0	Bethune Cookman	2-0	Bethune Cookman	2-0
BYU	2-1	BYU	0-0	BYU	2-1
Cal Poly	7-2	Cal Poly	17-10	Cal Poly	24-12
California	5-4	California	28-20	California	33-24
Cal State Bakersfield	0-0	Cal State Bakersfield	5-1	Cal State Bakersfield	5-1
Cal State Fullerton	2-7	Cal State Fullerton	18-27	Cal State Fullerton	20-34
Cal State Northridge	2-7	Cal State Northridge	17-7	Cal State Northridge	19-14
Creighton	0-0	Creighton	2-0	Creighton	2-0
East Carolina	0-0	East Carolina	8-1	East Carolina	8-1
Florida	0-0	Florida	1-0	Florida	1-0
Florida State	0-0	Florida State	0-1	Florida State	0-1
Fresno State	3-3	Fresno State	4-3	Fresno State	7-6
Georgia	0-0	Georgia	3-1	Georgia	3-1
Georgia Tech	0-0	Georgia Tech	2-1	Georgia Tech	2-1
Gonzaga	3-0	Gonzaga	6-2	Gonzaga	9-2
Hawaii	3-1	Hawaii	1-0	Hawaii	4-1
Hofstra	0-0	Hofstra	3-0	Hofstra	3-0
Houston	0-0	Houston	0-1	Houston	0-1
Illinois	0-0	Illinois	2-0	Illinois	2-0
Illinois-Chicago	0-0	Illinois-Chicago	1-0	Illinois-Chicago	1-0
Kent State	0-0	Kent State	1-0	Kent State	1-0
Long Beach State	6-5	Long Beach State	18-15	Long Beach State	24-20
Loyola Marymount	0-0	Loyola Marymount	17-6	Loyola Marymount	17-6
LSU	0-0	LSU	2-0	LSU	2-0
Maryland	0-0	Maryland	2-4	Maryland	2-4
Miami	0-0	Miami	1-5	Miami	1-5
Michigan	0-1	Michigan	3-3	Michigan	3-4
Michigan State	0-0	Michigan State	4-0	Michigan State	4-0
Minnesota	2-1	Minnesota	3-3	Minnesota	5-4
Mississippi	0-0	Mississippi	3-3	Mississippi	3-3
Mississippi State	0-0	Mississippi State	4-0	Mississippi State	4-0
Missouri	0-0	Missouri	0-1	Missouri	0-1
N.C. State	0-0	N.C. State	5-0	N.C. State	5-0
Nebraska	0-0	Nebraska	4-2	Nebraska	4-2
Nevada	0-0	Nevada	1-1	Nevada	1-1
New Mexico	0-0	New Mexico	1-0	New Mexico	1-0
North Carolina	0-0	North Carolina	5-4	North Carolina	5-4
Notre Dame	0-1	Notre Dame	2-0	Notre Dame	2-1
Oklahoma	0-0	Oklahoma	3-6	Oklahoma	3-6
Oklahoma State	0-0	Oklahoma State	2-0	Oklahoma State	2-0
Omaha	0-0	Omaha	1-0	Omaha	1-0
Oral Roberts	0-1	Oral Roberts	3-0	Oral Roberts	3-1
Oregon	0-0	Oregon	21-14	Oregon	21-14
Oregon State	0-0	Oregon State	18-29	Oregon State	18-29
Pacific	5-4	Pacific	5-4	Pacific	10-8
Pepperdine	5-2	Pepperdine	20-6	Pepperdine	25-8
Portland	0-0	Portland	5-1	Portland	5-1
Purdue	0-0	Purdue	2-1	Purdue	2-1
Rice	0-0	Rice	0-1	Rice	0-1
Sacramento State	2-1	Sacramento State	5-1	Sacramento State	7-2
Saint Mary's	3-0	Saint Mary's	6-1	Saint Mary's	6-1
San Diego	3-5	San Diego	2-2	San Diego	5-7
San Diego State	3-4	San Diego State	9-9	San Diego State	12-13
San Francisco	0-0	San Francisco	7-1	San Francisco	7-1
San Jose State	0-0	San Jose State	3-2	San Jose State	3-2
Santa Clara	3-2	Santa Clara	0-0	Santa Clara	3-2
South Carolina	0-0	South Carolina	0-2	South Carolina	0-2
Southern	0-0	Southern	2-0	Southern	2-0
Stanford	0-0	Stanford	24-24	Stanford	24-24
St. John's	0-0	St. John's	3-0	St. John's	3-0
Stony Brook	0-0	Stony Brook	1-0	Stony Brook	1-0
TCU	0-0	TCU	4-3	TCU	4-3
Texas	0-0	Texas	2-5	Texas	2-5
Texas A&M	0-0	Texas A&M	1-3	Texas A&M	1-3
Texas A&M-C.C.	0-0	Texas A&M-C.C.	1-0	Texas A&M-C.C.	1-0
Texas Tech	0-0	Texas Tech	0-1	Texas Tech	0-1
UC Davis	0-0	UC Davis	2-1	UC Davis	2-1
UC Irvine	0-0	UC Irvine	25-13	UC Irvine	25-13
UCLA	4-0	UCLA	-----	UCLA	4-0
UC Riverside	4-5	UC Riverside	12-7	UC Riverside	16-12
UC Santa Barbara	6-3	UC Santa Barbara	9-11-1	UC Santa Barbara	15-14-1
UNLV	4-1	UNLV	2-0	UNLV	6-1
USC	2-4	USC	41-20	USC	43-24
Utah	0-0	Utah	24-4	Utah	24-4
Vanderbilt	1-0	Vanderbilt	2-2	Vanderbilt	2-2
Virginia	0-0	Virginia	1-0	Virginia	1-0
Washington	2-6	Washington	31-17	Washington	33-23
Washington State	2-2	Washington State	34-14	Washington State	36-16
Winthrop	0-0	Winthrop	2-1	Winthrop	2-1
Wright State	0-0	Wright State	3-0	Wright State	3-0
TOTALS	88-84-1	TOTALS	589-382-1	TOTALS	677-466-2



Bryant Ward

Assistant Coach /
Recruiting Coordinator
7th Season at UCLA
East Carolina '02
Hitting/Infield Coach

Bryant Ward completed his sixth season as Assistant Coach/Recruiting Coordinator for the UCLA Baseball program in 2021 after joining the staff in the summer of 2015. In addition to taking the lead on recruiting efforts, Ward is the infield and hitting coach for the Bruins, and also runs the offense. Prior to his arrival in Westwood, Ward spent five seasons as assistant coach/recruiting coordinator at Loyola Marymount University.

During Ward's tenure with the Bruins, UCLA has gone 194-104 (.651) and advanced to the postseason in all but one year in which an NCAA Tournament was held. In his six years in Westwood, UCLA has had 23 position players selected in the MLB Draft. That stretch includes a program-record three straight years with a position player being selected in the first round: Michael Toglia (2019, Colorado), Garrett Mitchell (2020, Milwaukee), and Matt McLain (2021, Cincinnati). The Bruins had a quartet of position players taken in the first 10 rounds in 2019, including Michael Toglia (23rd overall) who became UCLA's first position player to be picked in the first round since Chase Utley in 2000. Chase Strumpf (second round, Chicago Cubs) was also a day one selection, while Ryan Kreidler (fourth round, Detroit) and Jeremy Ydens (eighth round, Washington) went on day two.

Ward has been among the top recruiters on the west coast and in the country during his time at UCLA, producing nationally-ranked classes in all six of his years and bringing in the No. 1 class in the country according to Baseball America in 2021. His first group, in 2015, was ranked No. 3 in the country, followed by the No. 16 class in both 2016 and 2017. He has produced the highest-ranked class in the west in each of the last four seasons, putting together the No. 6-ranked group in 2018, the No. 5-ranked class in 2019, the No. 6 class in 2020, and the No. 1 class in 2021.

The Bruins went 37-20 overall in 2021 and reached the NCAA Tournament for the fourth consecutive time. UCLA's offense played a key part in the team's success, with the Bruins scoring their most single-season runs (416) since the 2010 season. UCLA ranked among the league's best in scoring (7.3 runs per game, second), hits (573, third), and OBP (.396, third) while producing the Pac-12 Batting Champion in first baseman JT Schwartz (.396). The Pac-12 All-Conference Team featured four Bruin position players, including Schwartz, shortstop Matt McLain, catcher Noah Cardenas, and outfielder Kevin Kendall (honorable mention).

UCLA was off to a hot start in 2020 before the abrupt cancellation of the season due to COVID-19, winning 11 straight games out of the gate en route to a 13-2 final record. The offense was a key part of that, as eight Bruin regulars were hitting over .300 at season's end while the team's .308 batting average ranked No. 20 in the country.

The Bruins had an outstanding year with the bats in 2019, a key factor in the team's record-setting year. UCLA ranked inside the top-25 nationwide in triples (program-record 31, third), slugging (.468, 22nd), and hits (611, 25th). UCLA's power numbers saw a big spike, as the team's 67 home runs were the most for the program since 2003 and the team's slugging percentage was the best since 1999. Key contributors included sophomore outfielder Garrett Mitchell (.349/.418/.566, 12 triples), junior first baseman Michael Toglia (.314/.392/.624, 17 home runs), and junior infielder Ryan Kreidler (.300/.370/.502, 45 RBIs). Six of UCLA's nine starting position players earned All-Pac-12 consideration. The Bruins eventually set a program-record in wins with a 52-11 record, spent 12 consecutive weeks atop the national rankings, won all 14 regular season series for the first time in program history, claimed the 2019 Pac-12 title, and earned the No. 1 national seed in the NCAA Tournament.



Ward took over as hitting coach for the 2018 season and yielded immediate results. UCLA hit .286 as a team, the highest since 2012, while scoring over 400 runs and recording over 370 RBIs for the first time since 2010. The Bruins saw their power numbers go up as they slugged .429 on the season with 129 doubles, the highest numbers in four years. UCLA also raised its on-base percentage by drawing almost 300 walks, the most since 2000. Overall, UCLA ranked top-25 in the country in doubles, on-base percentage and runs. Chase Strumpf became the first UCLA position player since Kevin Kramer in 2015 to earn All-America honors ranking top-10 in the Pac-12 in 10 offensive categories. UCLA had three position players earn All-Pac-12 honors in Strumpf, Michael Toglia and Jeremy Ydens. Strumpf and Toglia became the first UCLA teammates since 2007 to hit double-digit home runs in a season. They are also just the fourth and fifth UCLA players since 2001 with 50-RBIs and 10 home runs in the same year, while also the first teammate to each drive in 50 runs since 2008. Ydens led the conference during Pac-12 play hitting .406 and also finished second in slugging at .693 and sixth in on-base percentage at .461. The Bruins' defense was also stellar as it finished third in the NCAA in fielding percentage at .982, a UCLA school record.

Ward spent five years on staff at Loyola Marymount prior to his arrival in Westwood, helping the Lions to a 146-124-1 record during his tenure. His time in Westchester culminated in a trip to the WCC Championship game in 2016. Ward joined the LMU coaching staff in 2011 as recruiting coordinator, infield coach, and third base coach. His tenure coincided with an uptick in the Lions' defensive numbers, particularly in 2015 when the Lions ranked fourth in the NCAA with a school-record .980 fielding percentage. Under his tutelage, shortstop David Fletcher became the 2014 WCC Defensive Player of the Year before eventually breaking into MLB with the Los Angeles Angels.

Ward also had plenty of success on the recruiting front at LMU, bringing in a pair of top-25 recruiting classes. His very first recruiting class at LMU was ranked No. 23 by Baseball America, the school's first nationally-ranked class in 15 years. His recruiting and coaching efforts resulted in 13 MLB Draft selections and 29 All-WCC picks over five seasons with the Lions.

Prior to joining LMU, Ward made assistant coaching stops at the University of South Florida (2007-10), Cal State Fullerton (2005-06), and Pitt (N.C.) Community College (2004).

While at USF, Ward served as hitting coach, infield coach, and third base coach. In Ward's four years in Tampa, the Bulls had a 125-110 overall record and a team batting average of .295. His 2009 offense hit .315 – the highest team batting average at USF since 1997. Additionally, Ward led two hitters to consecutive individual BIG EAST batting titles in 2008 and 2009. During his four years with USF, 27 Bulls were selected in the MLB Draft.

As a player, Ward was a four-year standout at East Carolina University, where he played under ECU Hall of Fame coach Keith LeClair. The Pirates went 182-67 overall with Ward on the roster, making four consecutive NCAA Regional appearances and one Super Regional appearance. He finished his ECU career ranked fifth in games played (194), seventh in at-bats (687), and third in doubles (50), and left in 2002 as the winningest player in school history. In high school, Ward won the class 4A North Carolina High School state championship in 1997 and played under Hall Of Fame Coach Ronald Vincent at J.H. Rose High School.

Ward earned a degree in communications from ECU and currently resides in Hermosa Beach with his wife, Anna, their daughter, Harper Ward, and their sons, Jackson Ward and Dylan Ward.

The Ward File

CAREER HIGHLIGHTS

- UCLA set school record for wins (52) and was ranked No. 1 for 12 consecutive weeks in 2019
- Has helped UCLA to three consecutive postseason berths
- Has turned in seven top-25 recruit classes, including five straight at UCLA, and three top-five groups
- Helped LMU record a school-record .980 fielding percentage in 2015.
- Tutored David Fletcher who earned the WCC Defensive Player of the Year in 2014.
- Led USF to its highest team batting average since 1997 in 2009 (.315).

PLAYER HIGHLIGHTS

- Led East Carolina to four consecutive NCAA Regional appearances and one Super Regional appearance.
- Left in 2002 as the school's winningest player.
- Finished ECU career fifth in games, seventh in at-bats and third in doubles.

Ward's Year-by-Year Assistant Coach Record

Year	School	Record	Pct.	Postseason
2021	UCLA	37-20	.649	Lubbock Regional
2020	UCLA	13-2	.867	N/A
2019	UCLA	52-11	.825	Los Angeles Super Regional
2018	UCLA	38-21	.644	Minnesota Regional
2017	UCLA	30-27	.526	Long Beach Regional
2016	UCLA	25-31	.446	
2015	LMU	33-21-1	.609	
2014	LMU	33-24	.561	
2013	LMU	24-27	.471	
2012	LMU	27-27	.500	
2011	LMU	30-25	.545	
2010	South Florida	26-32	.448	
2009	South Florida	34-25-1	.575	
2008	South Florida	31-27	.534	
2007	South Florida	34-26	.567	
2006	Cal State Fullerton	50-15	.769	College World Series
2005	Cal State Fullerton	46-18	.719	Super Regional
Career	17 years	524-358-2	.594	3 Super Regionals, 1 CWS



Niko Gallego

Assistant Coach
1st Season as A.C.
8th Season on staff at UCLA
UCLA '10

Niko Gallego, who was promoted to assistant coach in September 2021, will be in his eighth season on the UCLA baseball coaching staff in the 2022 season. He previously spent seven years as the program's volunteer assistant coach, re-joining the program prior to the 2015 campaign following a four-year professional career.

Gallego primarily serves as an infield coach and assists with the hitters. In addition, he aids assistant coach/recruiting coordinator Bryant Ward and head coach John Savage on the recruiting front.

UCLA went 37-20 as a team in 2021, reaching the postseason for the fourth consecutive time and finishing the season ranked No. 24 in the country.

UCLA was off to a hot start in 2020 before the abrupt cancellation of the season due to COVID-19, winning 11 straight games out of the gate en route to a 13-2 final record. The offense was a key part of that, as eight Bruin regulars were hitting over .300 at season's end while the team's .308 batting average ranked No. 20 in the country.

Gallego helped the Bruins to one of the best seasons in program history in 2019, as the Bruins set a school record for wins at 52-11 while winning the Pac-12 title, spending 12 weeks at the top of the national rankings, and earning the No. 1 national seed in the NCAA Tournament. For the second consecutive season, UCLA finished third in the nation in fielding percentage at .982.

In 2018, the Bruins finished third in the NCAA in fielding percentage at .982. Chase Strumpf led the Pac-12 during the regular season in assists and was eighth in the conference with 32 double plays. In total, the Bruins turned 42 double plays on the season.

Assisting with the defensive effort, Gallego helped UCLA secure a .977 fielding percentage in 2015, good for second in the Pac-12 and 18th in the nation, and helped lead the Bruins to a 45-16 record in 2015 and the program's 11th Pac-12 Championship. The Bruins turned 42 double plays and infielders Chris Keck (5) and Trent Chatterton (8) each had single-digit errors, posting fielding percentage marks of .972 and .968 respectively.

Gallego's Year-by-Year Assistant Coach Record

Year	School	Record	Pct.	Postseason
2021	UCLA	37-20	.649	Lubbock Regional
2020	UCLA	13-2	.867	N/A
2019	UCLA	52-11	.825	Los Angeles Super Regional
2018	UCLA	38-21	.644	Minnesota Regional
2017	UCLA	30-27	.526	Long Beach Regional
2016	UCLA	25-31	.446	
2015	UCLA	45-16	.738	Los Angeles Regional
Career	7 years	203-108	.653	1 Super Reg, 5 Reg.



The Yorba Linda, Calif. native played three seasons at UCLA (2008-10), leading the Bruins to NCAA Regionals in 2008 and 2010 and the team's third-ever trip to the College World Series in 2010. In 141 games (133 starts) for the Bruins, Gallego hit .274 with 64 RBI and 81 runs. A two-time honorable mention All-Pac-10 honoree, Gallego was selected in the 27th round of the 2010 MLB Draft by the Arizona Diamondbacks following his junior season in Westwood.

In 2010, Gallego started more games than any other Bruin (67). The starting shortstop batted .267 with three home runs, two triples, 14 doubles, 33 RBI and 51 runs. Gallego led the team and ranked second in the Pac-10 with 27 stolen bases (on 29 attempts). His stolen base total was more than any Bruin since former major leaguer Eric Byrnes had 30 steals as a senior in 1998. Overall, Gallego recorded 14 multiple-hit contests, including one four-hit game and one three-hit effort.

As a sophomore in 2009, Gallego started 55 games, all at shortstop, while batting .273 with eight doubles, one triple, 27 RBI and 26 runs. That season, Gallego collected 12 multi-hit games, including two three-hit efforts. In addition, he had a career-best seven game hit streak from April 14-25.

In 2008 as a freshman, Gallego played in 19 games (11 starts). Gallego batted .317, totaling two doubles, one triple, four RBI and four runs while hitting safely in nine of 11 starts.

Over 255 career minor league games, Gallego racked up 173 hits, 92 runs and 65 RBI between A and AA ball. In his rookie season with the Visalia Rawhide, Gallego hit .238 with 18 runs and 14 RBI in 39 games at shortstop.


The Gallego File

CAREER HIGHLIGHTS

- Helped UCLA to postseason in five of his six seasons (there was no postseason in 2020)
- Bruins finished third in the NCAA in fielding percentage in 2018, 2019
- 2019: UCLA set school record for wins (52) and was ranked No. 1 for 12 consecutive weeks

PLAYER HIGHLIGHTS

- 27th round selection of the Arizona Diamondbacks in the 2010 MLB Draft.
- In 255 minor league games, racked up 174 hits, 92 runs and 65 RBI between A and AA.
- Starting shortstop for UCLA's 2010 College World Series team (team-high 67 starts)
- Led the team and ranked second in the conference with 27 steals in 2010.



David Berg

Volunteer Assistant Coach
7th Season at UCLA
UCLA '10
Assistant Infield Coach/First Base Coach


David Berg, who put together arguably the best collegiate career by a relief pitcher in NCAA history while attending UCLA from 2012-15, is in his fourth season on the UCLA staff after being promoted to volunteer assistant coach in September 2021. He returned to Westwood before the 2019 season as an undergrad assistant coach, then was the team's Director of Baseball Operations for the 2020 and 2021 seasons.

In his first season on staff with the Bruins, UCLA led the country in ERA at 2.60. No other team in the NCAA finished under 3.00 and only one squad was within a half-run of the Bruins. UCLA would go on to set a program record in wins at 52-11, spend 12 consecutive weeks atop the national rankings, claim the Pac-12 title, and earn the No. 1 national seed in the NCAA Tournament. Under his tutelage, sophomore closer Holden Powell recorded 17 saves and a 1.84 ERA en route to NCBWA Stopper of the Year and consensus All-America honors. As a unit, the UCLA bullpen logged a miniscule 2.12 ERA, going without allowing an earned run in 33 of the team's 63 games.

Berg finished his four-year college career as the NCAA record-holder in career appearances (175) and single-season saves (24, 2013). He holds UCLA school records in career appearances, saves (49), and ERA (1.11). He has four of the top-10 single-season ERAs in school history, including the No. 1 mark of 0.68 set in 2015. The right-hander was twice named Pac-12 Pitcher of the Year and NCBWA Stopper of the Year (2013, 2015), and he is the only Bruin ever to be named All-Pac-12 four times. He was the first reliever ever to earn Pac-12 Pitcher of the Year honors and remains the only pitcher to win Stopper of the Year more than once.

The Covina, Calif. native was the closer on the 2013 National Championship team, appearing in all 10 of UCLA's postseason games, recording six saves and crafting a 1.93 ERA. He was on the mound for the final out of the NCAA Championship Game, finishing off a 3-1 putout to clinch the title against Mississippi State on Jun. 25, 2013. In addition, he combined with James Kaprielian to throw the first no-hitter in UCLA history on May, 15, 2015.

A sixth round selection by the Chicago Cubs in the 2015 MLB Draft, Berg recorded a 4.63 career ERA in three minor league seasons. He posted a 1.40 ERA over 18 appearances in his first professional season. He reached Triple-A during the 2017 season, recording a 0.90 ERA over seven games for the Iowa Cubs.



Cody Schrier

6-1 / 200
Freshman - INF - R/R
San Clemente, Calif.
JSerra Catholic HS

2021 (Summer)

Spent the summer with the Bellingham Bells in the West Coast League ... Over 25 games, batted .220 (18-82) with three home runs, 12 RBIs and five stolen bases ... Walked (15) nearly as many times as he struck out (19) ... Batted .500 (7-14) in three postseason games ... Had his best performance of the summer in Bellingham's postseason opener against Yakima Valley on Aug. 14, going 5-6 with four RBIs and three runs scored, finishing a triple short of the cycle.

High School

Played high school baseball at JSerra High School in San Juan Capistrano, Calif. ... Ranked the No. 2 shortstop in the state of and No. 3 prospect overall in the state of California ... Nationally ranked as the No. 7 shortstop and No. 29 overall ... Three-time High School Preseason All-American ... Was the 2021 Trinity League MVP and Orange County Player of the Year ... Was named to the LA Times All-Star Team ... Named 2020 Perfect Game All American ... Played in the 2020 All-American Classic in Oklahoma City ... All-Tournament selection at the 2020 WWBA World Championship ... Named the Tournament Most Valuable Player at the 2020 17U Elite National Championship ... Has been part of the USA Baseball National Team Development Program since he was 12 years old; was the U15 Baseball World Cup MVP in 2018 ... Participant in the Area Code Games ... Participated in the Baseball Factory All-Star Classic in October 2020 ... Played summer ball with the Bellingham Bells.

Personal

Cody Schrier was born in 2003 to parents Birdee and Eric in Laguna Hills, Calif. ... Has two brothers, Jake and Alex, and two sisters, Ashley and Riley ... Chose UCLA "because of the amazing academics as well as the prestigious baseball" ... Can solve a rubix cube ... Loves hanging out with friends at the beach or playing sports ... Describes his greatest pre-UCLA athletic thrill as playing for the US National Team in Panama in the gold medal game in front of 12,000 people ... Lists Derek Jeter as his favorite athlete ... Plans to study political science ... Aspires to play pro baseball.




Ethan Gourson

6-1 / 190
Freshman - INF - R/R
San Diego, Calif.
Point Loma HS

High School

Played high school baseball at Point Loma High School in San Diego, Calif. ... In his senior season, was ranked the No. 18 shortstop California and No. 49 player in the state overall ... Was a Preseason Underclass All-American in both 2019 and 2020 ... Preseason All-Region First Team in 2021 ... All-CIF San Diego Section First Team honors as a senior.



Nick McLain

5-10 / 185
Freshman - OF - S/R
Tustin, Calif.
Beckman HS


High School

Played high school baseball at Beckman High School in Irvine, Calif. ... In the state of California, was ranked as the No. 3 outfielder and No. 21 prospect overall ... Is a switch hitter ... Nationally ranked as the No. 31 outfielder and No. 186 overall prospect ahead of the 2021 MLB Draft ... Three-time Preseason Underclass All-American, including California Region First Team honors in 2020 ... Participated in the 2019 Perfect Game Underclass All-American Games ... Named to the Top Prospect Team at the 2020 Perfect Game National Showcase ... Played with the Brewers at the 2020 Area Code Games ... Named tourney MVP as Beckman won the Chino Hills Briar Hamilton Tournament in 2020.

Personal

Nicholas McLain was born in 2002 to parents Mike and Wendi in Tustin, Calif. ... Has two older brothers, Sean and Matt ... Chose UCLA because of the "good education and great baseball" ... His brother, Matt, was a three-year standout at UCLA from 2019-21 who was selected No. 17 overall in the 2021 MLB First-Year Player Draft by the Cincinnati Reds ... His brother, Sean, is an infielder for Arizona State ... Lists Mookie Betts as his favorite athlete ... Enjoys golfing and bodyboarding ... Aspires to play pro baseball.

UCLA Baseball Program Support Staff



Jake Bracewell
Asst. Athletic Performance Coach




Brigit Hadam
Athletic Performance Dietitian



Carl Stocklin
Assistant Athletic Trainer



Ryan Riffenburgh
Marketing/Promotions



Daylen Reyes

6-0 / 190

Sophomore - INF - R/R

Northridge, Calif.

Notre Dame HS

5

2021

Made 10 appearances, with one start, during his freshman season at UCLA ... Used mostly as a pinch hitter or defensive replacement at second base ... His one start of the year came at DH ... In that game, against Loyola Marymount at home on Mar. 13, went 1-3 with two runs scored and an RBI on a bases-loaded walk ... Reached base three times in that contest, and notched a hit on an infield single ... Notched his first career hit on Apr. 10 at Stanford, an opposite field single ... Made his NCAA debut on Mar. 2 against Cal State Fullerton, appearing as a pinch hitter ... Overall on the season, was 2-10 (.200) with three runs scored, one RBI, and three walks ... Was 1-5 (.200) in six appearances against Pac-12 opponents ... Had one hit in five pinch-hit ABs (.200) ... Drew a pinch-hit walk and later scored against Utah on Apr. 16 ... Named to the UCLA Director's Honor Roll for spring quarter (3.0+ quarter GPA, 12 units passed) ... Over the summer, played for the Greenville Flyboys of the Appalachian League ... Started 36 games, batting .270 (.31-115) with six doubles, two home runs, and 14 RBIs ... Led his team in both walks (32) and on-base percentage (.447) ... Ended the season reaching base in 13 straight games ... All starts came at second base.

Daylen Reyes's Career Stats

YEAR	AVG	GP-GS	AB	R	H	2B	3B	HR	RBI	TB	SLG	BB	HBP	SO	GDP	OBP	SF	SH	SB-ATT	PO	A	E	FLD
2021 (Fr.)	.200	10-1	10	3	2	0	0	0	1	2	.200	3	1	4	0	.429	0	0	0-0	1	0	0	1.000
TOTALS	.200	10-1	10	3	2	0	0	0	1	2	.200	3	1	4	0	.429	0	0	0-0	1	0	0	1.000



Michael Curialle

6-2 / 195

Sophomore - INF/OF - R/R

Capistrano Valley, Calif.

JSerra Catholic HS

6

Career Highlights

2020 Freshman All-American

2021

Appeared in 55 games as a true sophomore, starting 49 ... Slashed .285/.366/.409 for the season over 186 at-bats with 29 runs, 53 hits, 14 doubles, three triples, one home run, 36 RBIs, 18 walks, and eight HBPs ... Made 44 starts in right field, four at second base, and one in center field ... Started at every slot in the lineup except third and cleanup, tied for the most on the team (Cardenas, Cuellar) ... Team was 31-18 with him in the starting lineup, including a 28-16 mark with him as the starting right fielder ... Had 10 multi-hit games ... His nine multi-RBI games were fourth-most on the team ... His three triples were tied for the team lead and ranked seventh in the Pac-12 Conference ... Didn't make an error in 54 chances ... Batted .271 (.26-96) in league play ... Was 2-2 as a pinch hitter for the season ... Batted .344 with runners in scoring position ... His 22 productive outs were second-most on the team, and his 16 RBIs with two outs were third-most ... Had an 11-game hitting streak from May 7-28, the third-longest by a Bruin in 2021 ... Batted .432 (.16-37) during the streak ... Had a performance to remember at Pepperdine on Apr. 20, going 3-4 with career-highs in doubles (three) and RBIs (four) ... Hit over .300 in both March (.328) and May (.348) ... Had a six-game streak from Mar. 14-26 where he had at least one hit and one RBI in each game ... Was hitting over .300 as late as May 27 ... Appeared in three of UCLA's four postseason games ... Hit safely in every game of the Utah series from Apr. 16-18, including his first home run of the season ... Named to the UCLA Director's Honor Roll for winter quarter (3.0+ quarter GPA, 12 units passed) ... Over the summer, played with the Falmouth Commodores in the Cape Cod League ... Slashed .243/.316/.391 over 35 games with six doubles, three home runs, and 20 RBIs over 115 at-bats ... Hit a grand slam against Bourne on Jun. 23 ... Had three hits, including a pair of doubles, against Harwich on Jul. 28 ... Went 3-4 with a home run and three RBIs against Cotuit on Aug. 1 ... Named the No. 50 prospect in the Cape by Perfect Game.

Michael Curialle's Career Stats

YEAR	AVG	GP-GS	AB	R	H	2B	3B	HR	RBI	TB	SLG	BB	HBP	SO	GDP	OBP	SF	SH	SB-ATT	PO	A	E	FLD
2020 (Fr.)	.325	10-10	40	9	13	2	0	2	9	21	.525	1	1	14	1	.357	0	0	2-2	11	13	0	1.000
2021 (So.)	.285	55-49	186	29	53	14	3	1	36	76	.409	18	8	55	2	.366	4	4	3-6	88	17	1	.991
Total	.292	65-59	226	38	66	16	3	3	45	97	.429	19	9	69	3	.364	4	4	5-8	99	30	1	.992

High School

Earned four varsity letters at Notre Dame High School in Sherman Oaks, Calif. ... Was teammates with Chris Aldrich and Tommy Beres ... Was ranked the No. 10 shortstop and No. 34 overall prospect in California by Perfect Game ... Won the 2019 Mission League Championship ... Was listed as the No. 210 high school prospect nationally ... 2019 First Team Preseason Underclass All-American ... Participated in the 2019 Perfect Game National Showcase ... Named to the All-Tournament Teams for the 2018 and 2019 WWBA World Championships as well as the 2019 PG 17U World Series ... Batted .398 with a .513 OBP as a junior in 2019 ... Named First Team All-Mission League in 2019.

Career Highs (as of conclusion of 2021)

At-Bats: 3 vs. Loyola Marymount (4/13/21)

Runs: 2 vs. Loyola Marymount (4/13/21)

Hits: 1 (twice)

RBI: 1 vs. Loyola Marymount (4/13/21)

Doubles: --

Triples: --

Home Runs: --

Stolen Bases: --

2020

UCLA's Opening Day starter at second base, went on to make 10 appearances as a true freshman ... Named a Freshman All-American by Collegiate Baseball ... Slashed .325/.357/.525 with two doubles and two home runs in 40 at-bats ... Made seven starts at second base and three in right field ... Rated as the No. 20 freshman hitter in the country per D1Baseball's analytical rankings ... Hit a two-run home run in the fifth inning on Opening Day against UC Riverside for his first career hit ... Had hits in nine of his 10 games ... Recorded at least one RBI in his first seven games ... Went 5-13 with two home runs and five RBIs in the season-opening series against UC Riverside from Feb. 14-16 ... Had four multi-hit games ... Named to the Director's Honor Roll for fall and winter (quarter GPA of 3.0 or higher and pass at least 12 units) ... Spent the summer with Mankato in the Northwoods League ... Over 39 games, batted .299 with 22 runs scored, 11 extra-base hits, and 21 RBIs ... Had a pair of home runs against Willmar on Aug. 19 ... Had 12 multi-hit efforts, including four three-hit games.

2019 (Summer)

Played for Corvallis in the West Coast League ... Named to the All-WCL First Team ... Listed as the No. 7 prospect in the WCL by Perfect Game ... Helped Corvallis to a fourth straight WCL title, defeating the Victoria HarbourCats in the Championship Series ... Over 38 games, batted .267 with eight extra-base hits and 27 RBIs over 128 at-bats ... Batted .182 (.4-22) with two doubles in the playoffs ... Had a fireworks show of his own on Jul. 4, going 2-3 with a pair of home runs and three RBIs at Portland ... Was 2-5 with a double and three RBIs in the title-clinching game against Victoria ... Walked three times and scored four runs against Walla Walla on Aug. 15 ... Had a 13-game hitting streak from Jun. 20 to Jul. 6.

High School

Played at JSerra Catholic High School in San Juan Capistrano, Calif. ... As a senior, slashed .413/.457/.666 en route to Collegiate Baseball Second Team High School All-American honors ... 2019 Trinity League Golden Glove recipient ... Three-time All-Trinity League First Team choice ... Ranked the No. 4 shortstop in No. 19 overall prospect in California ... Nationally, ranked the No. 23 shortstop and No. 97 overall ... Perfect Game Underclass All-American in 2017 and 2018 ... Named Offensive MVP of the 2018 Boras Classic after leading JSerra to the tournament championship with a go-ahead home run in the title game.

Personal

Michael James Curialle was born in 2001 ... Born in Freehold, N.J. ... Father is Michael ... Has a younger brother, Dylan ... Aspires to play professional baseball ... Chose to attend UCLA because "it's a great school with great academics and baseball" ... Admires Derek Jeter ... Drafted in the 31st round, No. 939 overall, of the 2019 MLB First-Year Player Draft by Colorado.

Career Highs (as of conclusion of 2021)

At-Bats: 5 (many times)

Runs: 4 vs. Pepperdine (3/5/21)

Hits: 3 vs. Pepperdine (3/5/21)

RBI: 4 vs. Pepperdine (3/5/21)

Doubles: 3 vs. Pepperdine (3/5/21)

Triples: 2 vs. Utah (4/17)

Home Runs: 1 (three times)

Stolen Bases: 2 vs. California (5/22/21)

PLAYER PROFILES



Bryce Grudzielanek

6-3 / 185
Freshman - INF - R/R
Cardiff, Calif.
Torrey Pines HS

2021 (Summer)


Spent the summer with the Yakima Valley Pippins in the West Coast League ... Yakima Valley finished runner-up in the WCL Playoffs ... Over 20 games, batted .229 (16-70) with three doubles, seven RBIs, and five stolen bases ... Ended the summer on a four-game hitting streak ... Matched summer-bests with two hits and two RBIs in his summer finale against Wenatchee on Aug. 11 ... Swiped a pair of bases on Aug. 6 against Port Angeles.

High School

Played high school baseball at Torrey Pines High School in North County San Diego ... In the state of California, was ranked the No. 9 middle infielder and No. 28 overall prospect ... Nationally, was ranked as the No. 56 middle infielder and No. 271 overall ... Played for the Arizona Diamondbacks scout team at the 2020 WWBA World Championship ... Batted over .300 in each of his first two high school seasons.

Personal

His father, Mark Grudzielanek, batted .289 over a 15-year MLB career with six different teams (Montreal Expos, Los Angeles Dodgers, Chicago Cubs, St. Louis Cardinals, Kansas City Royals, Cleveland Indians), earning All-Star honors in 1996 and winning an AL Gold Glove at second base in 2006 ... His mother, Danielle Martin, played softball at UCLA, earning two varsity letters from 1997-98.



Max Rajcic

6-0 / 210
Sophomore - RHP - R/R
Fullerton, Calif.
Orange Lutheran HS

Career Highlights

2021 Pac-12 All-Conference Team
2021 Freshman All-American
2022 Preseason All-American
2022 Golden Spikes Award Preseason Watch List
Three-time UCLA Director's Honor Roll

2022

Before the season, was named to the Baseball America Preseason All-America Third Team ... One of 55 players selected to the 2022 Golden Spikes Award Preseason Watch List.

2021

Made 24 appearances in his true freshman season at UCLA, all out of the bullpen ... Took over the team's closer role, finishing with seven saves, a 2-1 record, and a 1.65 ERA over 32 2/3 innings ... Had 36 strikeouts compared to eight walks ... Named a First Team Freshman All-American by D1Baseball and Collegiate Baseball ... Tied a freshman program record for saves ... Limited opponents to a .185 batting average ... Led the team in saves and ERA ... Ranked fifth in the Pac-12 in saves ... In Pac-12 play, posted a 1.33 ERA and four saves over 15 appearances ... Missed the first month-plus of the season due to injury, didn't make his season debut until Mar. 23 ... Made his NCAA debut on Mar. 23 against Loyola Marymount, allowing a hit to the first batter he faced but bouncing back to get the next three hitters in order ... Didn't allow an earned run in 18 of 24 appearances (75%) ... Got more than three outs in 11 of his outings, including eight of his final 11 appearances of the year ... Struck out all five batters he faced, setting a season-high in Ks, against Cal on May 22 ... Went seven-up, seven-down to record the save in a 5-2 win over UC Santa Barbara on May 15 ... That outing against the Gauchos was a season-high in innings pitched ... Logged his first career save on Mar. 27 at USC, with the Trojans only getting one runner aboard off him (via an error) ... Didn't allow an earned run in six consecutive outings from Apr. 25 to May 9, and allowed an earned run just once over 12 outings from Apr. 25 to May 23 ... Struck out a batter per inning or better in 17 of 24 appearances ... Had a 1.08 ERA over 16 2/3 innings in May ... Made two appearances during the Lubbock Regional, striking out three and allowing one earned run over 3 2/3 innings ... Named to the UCLA Director's Honor Roll for fall, winter, and spring quarters (3.0+ quarter GPA, 12+ units passed) ... Over the summer, pitched for the Orleans Firebirds in the Cape Cod League ... Had a 4.32 ERA over seven appearances (all starts) ... Struck out 28 batters in 25 innings ... Didn't allow a run over his first three outings of the summer, a span of 10 1/3 innings ... Ranked the No. 21 prospect in the Cape by Baseball America.



High School

Competed at Orange Lutheran High School in Orange, Calif. ... In California, was ranked the No. 2 RHP and No. 16 overall prospect ... Listed as the No. 65 prospect in the nation by Prep Baseball Report ... First Team Preseason Underclass All-American in 2019 ... Was 7-0 with a 0.39 ERA as a junior for Orange Lutheran, striking out 69 batters in 54 innings ... Was on the USA Baseball 18U Team for the 2019 U18 World Cup, helping Team USA to a Silver Medal ... Had a 1.35 ERA and .174 BAA and 10 Ks over a team-high 13.1 innings pitched in the World Cup ... 2019 Perfect Game All-American ... Started the 2019 High School All-Star game at Progressive Field in Cleveland ... Played in the 2019 Under Armour All-American Classic at Wrigley Field ... Named to the All-CIF Southern Section Team ... Named the Orange County Pitcher of the Year by the O.C. Register ... Played in the Scott Boras Classic South tournament ... Helped Orange Lutheran to a Trinity League title in 2019 ... Had four double-digit strikeout games in his junior season (HS games are only seven innings).

Personal

Full name: Maxwell Scott Rajcic ... Birthday: Aug. 3 ... Last name is pronounced like "magic" ... Parents are Scott and Michelle Rajcic ... Has a younger brother, Mitch ... Plans on majoring in communication ... Chose to attend UCLA because of "how well Coach Savage develops his pitchers, and the academics are among the best in the nation" ... Models his game after UCLA alum Gerrit Cole ... Listens to Jason Aldean ... Roots for the Los Angeles Lakers and the Los Angeles Angels ... Favorite player is Mike Trout ... Hobbies include surfing, golfing, spikeball, and pickleball.


Career Highs (as of conclusion of 2021)

Innings: 2.1 at UC Santa Barbara (5/15/21)
Strikeouts: 5 vs. California (5/22/21)

Max Rajcic's Career Stats

YEAR	ERA	W-L	APP	GS	CG	SHO/CBO	SV	IP	H	R	ER	BB	SO	2B	3B	HR	BF	OAV	WP	HBP	BK	SFA	SHA
2021 (Fr.)	1.65	2-1	24	0	0	0	7	32.2	23	10	6	8	36	4	3	1	136	.185	0	2	0	2	0
TOTALS	1.65	2-1	24	0	0	0	7	32.2	23	10	6	8	36	4	3	1	136	.185	0	2	0	2	0

PLAYER PROFILES



Darius Perry

6-2 / 200

Junior - C - R/R

Whittier, Calif.

La Mirada HS

2021

Appeared in two games for UCLA, starting one ... Made his first collegiate start on Mar. 23 against Loyola Marymount, going 1-3 ... In that contest, recorded his first-career hit, run, and walk ... Started at catcher and batted in the nine hole ... Appeared as a pinch hitter against Utah on Apr. 16, bouncing back from a 1-2 count to draw a walk ... Over five plate appearances on the season, was 1-3 with two walks for a .333 average and .600 on-base percentage ... Didn't make an error in eight chances ... UCLA won both games in which he appeared ... Over the summer, played for the Greeneville Flyboys of the Appalachian League ... Over 26 games, batted .200 (16-80) with 14 runs and 11 RBIs ... Was the team's primary catcher ... Had a seven-game hit streak from Jun. 30 to Jul. 15.

2020

Appeared in four games as a true freshman, all as a pinch hitter ... Went 0-4 in those at-bats ... Made his collegiate debut on Feb. 18 against Loyola Marymount ... Also appeared vs. Illinois on Mar. 1, TCU on Mar. 7, and USC on Mar. 8.

Darius Perry's Career Stats

YEAR	AVG	GP-GS	AB	R	H	2B	3B	HR	RBI	TB	SLG	BB	HBP	SO	GDP	OBP	SF	SH	SB-ATT	PO	A	E	FLD
2020 (Fr.)	.000	4-0	4	0	0	0	0	0	0	0	.000	0	0	1	0	.000	0	0	0-0	0	0	0	.000
2021 (So.)	.333	2-1	3	1	1	0	0	0	0	1	.333	2	0	1	0	.600	0	0	0-0	7	1	0	1.000
Total	.143	6-1	7	1	1	0	0	0	0	1	.143	2	0	2	0	.333	0	0	0	7	1	0	1.000

2019 (Summer)

Spent the summer with the Portland Pickles of the West Coast League ... Had 14 hits and one hom. ... Clubbed his first home run on Jul. 17 against Bellingham ... Had a pair of doubles and drove in three runs on Jun. 23 against Victoria. e run over 86 at-bats spanning 28 games ... Went 2-4 and reached base four times on Aug. 7 against Bend ... Had multiple hits in three straight games from Jul. 7-17

High School

Four-year varsity baseball letterwinner at La Mirada High School (junior and senior seasons) and Buena Park High School (freshman and sophomore seasons) ... Perfect Game and Under Armour High School All-American ... Two-time first team all-league ... 2018 Suburban League MVP ... Ranked as the No. 1 catcher and No. 8 prospect overall in California ... Nationally, was ranked the No. 3 catcher and No. 51 overall ... As a junior, batted .378 with 11 home runs, 52 RBIs, and 21 extra-base hits in 31 games ... As a senior, batted .323 with five home runs and 30 RBIs in 33 games ... Had a combined .351/.420/.701 slash line over his two varsity seasons at La Mirada ... Also played football in high school.

Personal

Darius Perry was born in 2001 to Marisa Graham in Fullerton, Calif. ... Has two siblings, Andre and Kiana ... Chose to attend UCLA because "it's the best school in the country" ... Likes to play sports videogames in his free time ... Favorite athletes include LeBron James, Floyd Mayweather, and James Harden ... Selected in the 39th round, No. 1149 overall, of the 2019 MLB First-Year Player Draft by Colorado.

Career Highs (as of conclusion of 2021)

At-Bats: 3 vs. Loyola Marymount (3/23/21)

Runs: 1 vs. Loyola Marymount (3/23/21)

Hits: 1 vs. Loyola Marymount (3/23/21)

RBI: --

Doubles: --

Triples: --

Home Runs: --

Stolen Bases: --



Nate Leibold

6-3 / 210

Freshman - RHP - R/R

Seattle, Wash.

Ballard HS

10

2021 (Summer)

Spent the summer with the Portland Pickles in the West Coast League ... Made nine appearances on the mound, including two starts ... Had a 1-0 record, 2.19 ERA, and 22-4 strikeout-to-walk ratio over 12 1/3 innings ... Allowed one earned run or fewer in all nine of his outings, and didn't allow an earned run in six-of-nine outings ... Held the opposition without a hit in six of his nine outings ... Set summer-highs in innings (4.2) and strikeouts (7) at Port Angeles on Aug. 11 in his final appearance of the season.



High School


Played high school baseball and basketball at Ballard High School in Seattle, Wash. ... Ranked as the No. 6 right-handed pitcher and No. 11 overall prospect in the state of Washington ... Preseason All-American First Team West Region in 2020 ... Preseason Underclass All-American honorable mention in 2019 ... Rated the No. 2 pitcher and No. 3 overall prospect in Washington by Prep Baseball Report in 2019; had the same rankings from Baseball Northwest in 2020 ... Struck out 26 batters in 24 2/3 innings as a sophomore at Ballard HS ... Played summer ball with the Portland Pickles and held a 2.00 ERA.

Personal

Nathaniel Leibold was born in 2003 to parents Gloria Arand and Fred Leibold in Seattle, Wash. ... Has an older brother, Josh ... Chose UCLA because of the incredible baseball and academics, and he has always wanted to play somewhere warm ... Describes his greatest athletic thrill as stepping on the field every day ... Loves to listen to music and walk his dog at home ... Lists Shaquille O'Neal and Mitch Haniger as his favorite athletes.

CURRENT BRUINS SELECTED IN PREVIOUS MLB DRAFTS





Jake Moberg

6-2 / 200
Senior - INF - R/R
Murrieta, Calif.
Vista Murrieta HS

Career Highlights

2021 Lubbock Regional All-Tournament Team



2021

Appeared in 20 games, starting nine, as a true junior ... Slashed .297/.449/.432 over 37 at-bats with seven runs scored, 11 hits, two doubles, one home run, 10 RBIs, and nine walks ... Made five starts at third base and four at DH ... Team was 6-3 in his starts, including a 4-0 mark when he was the DH ... Missed the first two months of the season due to injury, making his debut on Apr. 16 and not making his first start until May 9 ... Ended the year on a season-long six-game hit streak, going 9-19 (.474) to raise his average from .111 to .297 ... Batted a team-high .500 (4-8) in three postseason appearances (two starts) en route to Lubbock Regional All-Tournament Teams ... Was 2-3 with a double, home run, and career-high three RBIs against Cal on May 23 ... In an elimination game against North Carolina on Jun. 6, had a season-high three hits and two RBIs to help the Bruins advance ... Batted .389 (7-19) with runners on base and .500 (5-10) with runners in scoring position ... Had one hit in six pinch-hit ABs ... Was a .261 hitter in Pac-12 play ... Didn't make an error in 13 chances for a 1.000 fielding percentage ... Started two games over the summer for the Kingsport Axmen of the Appalachian League, going 0-5.

2020

Started all 15 of the team's games at third base, one of three Bruins to start every game in the same position (Mitchell, Schwartz) ... Slashed .265/.391/.365 with six RBIs over 49 at-bats ... Led the team with 10 walks and three sacrifice flies ... Scored 10 runs, one of five Bruins to reach double digits ... Had a six-game hit streak from Feb. 21-29, batting .409 (9-22) during that span ... Had four separate multi-hit performances ... Had a season-high two RBIs against Pepperdine on Feb. 26 ... Went 3-4 with an RBI and a run scored at USC on Mar. 8 in the season finale ... Was 1-2 in stolen base attempts ... Had an RBI in three straight games from Feb. 16-21 ... Named to the Director's Honor Roll for spring (quarter GPA of 3.0 or higher and pass at least 12 units).

2019

Entered 14 games as a true freshman, making one start ... Slashed .143/.250/.214 with a double and three runs scored over 14 at-bats ... Recorded his first collegiate hit, a double, and later scored on May 4 at Arizona State ... Made his lone start of the year at CSUN on Feb. 26; played third base and went 0-2 with a hit-by-pitch (first time reaching base in his career) ... Scored the game-winning run in UCLA's epic 12-inning, 5-4 win over Michigan in game two of the Los Angeles Super Regional on Jun. 8 ... Reached base on an error, then scored on all the way from first on a Kevin Kendall double into the right-center field gap, just beating out a relay throw home with a solid head-first slide ... Had a pinch-single at Washington State on May 11 ... Drew a walk against USC in the Dodger Stadium College Baseball Classic game on Mar. 10 at Chavez Ravine ... Was 2-11 (.182) overall as a pinch-hitter, one of just three Bruins with double-digit pinch ABs ... Both of his hits for the season came in league play, giving him a .500 (2-4) average against Pac-12 opponents ... Made his NCAA debut as a pinch-hitter against St. John's on Opening Day (Feb. 15) ... Over the summer, played for the Mankato Moondogs in the Northwoods League ... Over 37 games, batted .226 (26-115) with nine doubles, one home run, and 13 RBIs in 115 at-bats ... Also pitched one scoreless inning of relief ... Hit .714 (10-14) over a four-game hit streak from Jul. 29-31 ... Hit a home run on Jul. 6 against Bismarck.

2018 (Summer)

Played for the Yakima Valley Pippins in the West Coast League ... Two-way standout did the most damage with his bat, recording a .287 batting average and .376 on-base percentage ... Earned an All-WCL honorable mention ... Named a WCL All-Star ... Added 8 2/3 innings on the hill.



High School

Drafted out of high school in the 34th round of the 2018 MLB First-Year Player Draft by the Colorado Rockies (No. 1,026 overall selection) ... Four-year varsity baseball letterwinner at Vista Murrieta High School (Murrieta, Calif.) under head coach Matt Mosiello ... Ranked No. 23 in the 2018 Perfect Game USA Top High School Prospects in the state of California ... Ranked No. 160 in the 2018 Perfect Game USA Top 500 High School Prospects ... 2017 Perfect Game Rawlings Underclass High Honorable Mention All-American ... Named to the Rawlings Top Prospect Team at the 2017 Perfect Game National Showcase ... competed for Team Brave in the USA Baseball Tournament of Stars and threw 4.0 shutout innings in two appearances with four strikeouts ... Played for the Milwaukee Brewers at the 2017 Area Code Games in Long Beach, Calif. ... Named 2017 Southwestern League MVP ... 2017 17U Perfect Game World Series All-Tournament Team ... 2017 Perfect Game Fall National Championship Underclass All-Tournament Team ... 2016 Perfect Game Rawlings Underclass High Honorable Mention All-American ... Played for the Milwaukee Brewers at the 2016 Underclass Area Code Games ... 2015 Perfect Game Rawlings Underclass Honorable Mention All-American ... 2015 Perfect Game/Evosfield National Championship Underclass All-Tournament Team ... As a senior, posted a .267/.437/.444 slash line with 10 extra-base hits and 13 RBIs in 32 games; On the mound was 5-6 with a 3.76 ERA and 37 strikeouts in 57 2/3 innings ... As a junior at Vista Murrieta HS, went 3-3 with a 2.42 ERA with five saves and 34 strikeouts, while also hitting .365 with 17 RBIs, 23 runs and three home runs ... As a sophomore, went 5-1 with a 2.47 ERA with four saves and 40 strikeouts ... As a freshman, went 0-1 with a 5.65 ERA and hit .414 with 16 RBIs and 19 runs scored.

Personal


Jake Alan Moberg was born in Murrieta, Calif. to parents Ron and Lynda ... Has two older brothers, Jeffrey and Jack ... Chose UCLA because he "loves the baseball program, location, and education" ... Favorite player is Derek Jeter ... Listens to Dom Kennedy ... Likes to eat chicken alfredo ... Roots for the Los Angeles Angels of Anaheim ... In his free time, enjoys going to the beach, playing ping pong, and body boarding ... His brother Jeff is a member of the Colorado Rockies organization after being drafted in the 30th round of the 2017 MLB Draft out of Tennessee ... His other brother, Jack, played baseball for Palomar College in San Marcos, Calif. ... Majoring in political science.

Career Highs (as of conclusion of 2021)

At-Bats: 5 vs. Texas A&M (2/29/20)
Runs: 2 (twice)
Hits: 3 (twice)
RBI: 3 vs. California (5/23/21)
Doubles: 1 (three times)
Triples: --
Home Runs: 1 vs. California (5/23/21)
Stolen Bases: 1 vs. UC Riverside (2/16/20)

Jake Moberg's Career Stats

YEAR	AVG	GP-GS	AB	R	H	2B	3B	HR	RBI	TB	SLG	BB	HBP	SO	GDP	OBP	SF	SH	SB-ATT	PO	A	E	FLD
2019 (Fr.)	.143	14-1	14	3	2	1	0	0	0	3	.214	1	1	6	0	.250	0	0	0-0	1	3	0	1.000
2020 (So.)	.265	15-15	49	10	13	0	0	0	6	13	.265	10	2	10	1	.391	3	1	1-2	4	26	5	.857
2021 (Jr.)	.297	20-9	37	7	11	2	0	1	10	16	.432	9	2	15	0	.449	1	0	0-0	4	9	0	1.000
Total	.260	49-25	100	20	26	3	0	1	16	32	.320	20	5	31	1	.395	4	1	1-2	9	38	5	.904



Gage Jump


6-0 / 185
Freshman - LHP - R/R
Aliso, Calif.
JSerra Catholic HS

Notes

Selected in the 18th round of the 2021 MLB First-Year Player Draft by the San Diego Padres, but opted to honor his commitment to UCLA ... Was ranked the No. 43 overall prospect in the leadup to the draft by MLB.com.

High School

Played high school baseball at JSerra Catholic High School in San Juan Capistrano, Calif. ... Was ranked the No. 1 left-handed pitcher in the state of California and the No. 5 prospect overall ... Nationally, was ranked as the No. 5 left-handed pitcher and the No. 38 prospect overall ... Two-time Preseason Underclass All-American ... Named to the All-Tournament Team at three separate WWBA events during the summer of 2020 ... Named to the Top Prospect Team at the 2020 Perfect Game National Showcase ... Participated in the Baseball Factory All-Star Classic in October ... Participant in the 2020 Area Code Games.



Charles Harrison

6-1 / 190
Junior - RHP - R/R
Canyon Country, Calif.
Canyon HS

Career Highlights

Three-time UCLA Director's Honor Roll

2021

Made 16 appearances as a true sophomore, all out of the bullpen ... Posted a 3.55 ERA over 12 2/3 innings ... Did not record a decision ... Had 12 strikeouts against three walks ... Unscored upon in 13 of 16 outings ... Pitched more than one inning on two occasions, coming in back-to-back outings on May 14 vs. UC Santa Barbara and May 18 vs. Nevada ... His outing against Nevada was arguably his best of the year, as he allowed just a single over a season-high two innings ... Struck out the side in the eighth inning of his final appearance of the year, on May 27 at Arizona State (season-high in Ks) ... Stranded six of his 10 inherited runners for the season (60%) ... His 4.0 K-BB ratio was third-best among the team's relievers ... Allowed a run just once in his first 10 appearances, and twice in his first 15 appearances ... Season ERA was 1.54 before allowing three runs in his final appearance ... Named to the UCLA Director's Honor Roll for spring quarter (3.0+ quarter GPA, 12 units passed) ... Over the summer, pitched for the Falmouth Commodores in the Cape Cod League ... Pitched to a 5.06 ERA over nine appearances (one start) ... Struck out 16 batters in 16 innings ... Had a four-game scoreless streak from Jul. 15-27.

2020

Made three relief appearances in his debut season with UCLA ... Didn't have a record and posted a 0.00 ERA ... Had no strikeouts and one walk ... Faced the minimum for the season - the one runner he allowed (via a walk) was thrown out by catcher Noah Cardenas trying to steal second base ... In his collegiate debut, induced a groundout to first to get the Bruins out of a two-on, two-out jam in the sixth inning against UC Riverside on Feb. 16 ... Pitched the entire eighth inning against TCU on Mar. 7, getting a pair of flyouts and a caught stealing, in his longest outing of the year ... Named to the Director's Honor Roll for fall and spring (quarter GPA of 3.0 or higher and pass at least 12 units) ... Over the summer, made eight appearances for Rochester in the Northwoods League ... Posted a 1-1 record, 10.07 ERA, and 14 strikeouts in 22 1/3 innings.

2019 (Summer)

Played for the Walla Walla Sweets of the West Coast League ... Pitched in two games, allowing just one earned over four innings.

Charles Harrison's Career Stats

YEAR	ERA	W-L	APP	GS	CG	SHO/CBO	SV	IP	H	R	ER	BB	SO	2B	3B	HR	BF	OAV	WP	HBP	BK	SFA	SHA
2020 (Fr.)	0.00	0-0	3	0	0	0	0	1.2	0	0	0	1	0	0	0	0	5	.000	0	0	0	0	0
2021 (So.)	3.55	0-0	16	0	0	0	0	12.2	13	5	5	3	12	4	0	1	53	.271	1	0	0	2	0
TOTALS	3.14	0-0	19	0	0	0	0	14.1	13	5	5	4	12	4	0	1	58	.250	1	0	0	2	0



High School

Earned four varsity letters at Canyon High School in Santa Clarita, Calif. ... Ranked as the No. 78 RHP in California ... Recorded a 3.64 ERA with 61 strikeouts over 50 innings as a senior ... Posted a 3.56 ERA and struck out 72 batters in 63 innings pitched as a junior ... Two-time All-Foothill League First Team choice ... Named Canyon's Most Valuable Pitcher as a junior in 2018.

Personal

Charles Harrison was born in 2001 to parents Charley and Beth in Los Angeles ... Has one brother, Brian ... Chose to attend UCLA "to further my athletic and academic career" ... Enjoys playing video games in his free time ... Favorite athlete is LeBron James ... Likes to eat sushi.

Career Highs (as of conclusion of 2021)

Innings: 2.0 vs. Nevada (5/18/21)
Strikeouts: 3 at Arizona State (5/27/21)



Kenny Oyama

5-4 / 150

Graduate - OF - L/L

Trabuco Canyon, Calif.

El Toro HS

Loyola Marymount

Loyola Marymount (2018-21)

Slashed .260/.365/.314 over a four-year career at Loyola Marymount ... Appeared in 159 games, including 139 starts ... Played outfield for the Lions ... Earned second team all-league honors as a senior in 2021 after posting career highs in nearly every offensive category ... Wore No. 1 during his entire LMU career.

2021 (LMU)

Had a breakout senior season at LMU, recording career-bests in every slash category (.330/.412/.422) while also establishing personal bests in runs (27), hits (57), doubles (15), RBIs (22), walks (22), and stolen bases (16) ... Walked nearly as many times as he struck out (24) ... Was an All-WCC Second Team pick ... Led the Lions in doubles, OBP, and stolen bases ... Appeared in 49 games for LMU, starting all but one.

2020 (LMU)

Started 15 of LMU's 16 games during the COVID-shortened season ... Batted .222 with 13 runs and four RBIs ... Co-led the WCC with 14 walks ... Reached base in the final seven games of the year ... Went 3-5 against Sam Houston State on Feb. 22.

2019 (LMU)

Appeared in 53 games, starting 47 ... Posted a .226 batting average with 15 runs, 37 hits, six doubles, one triple, and 19 RBIs ... Had 12 sac bunts on the year, good for 15th in the NCAA.

2018 (LMU)

Appeared in 42 games, starting 29 ... Batted .212 with 15 runs, 22 hits, two doubles, and nine RBIs ... Made his collegiate debut on Feb. 16, 2018, pinch-hitting against Oregon during the Marucci Desert Classic in Las Vegas ... Recorded his first career stolen base on Feb. 20, 2018 vs. UC Irvine ... Had a season-high three hits on Feb. 23 against Oregon, ending the day 3-4 with three runs scored.

Kenny Oyama's Career Stats

YEAR	AVG	GP-GS	AB	R	H	2B	3B	HR	RBI	TB	SLG	BB	HBP	SO	GDP	OBP	SF	SH	SB-ATT	PO	A	E	FLD
2018 (Fr.) - LMU	.212	42-29	104	15	22	2	0	0	9	24	.231	14	3	26	3	.320	1	5	6-7	66	5	0	1.000
2019 (So.) - LMU	.226	53-47	164	15	37	6	1	0	19	45	.274	19	9	34	1	.332	4	12	5-11	87	3	1	.989
2020 (Jr.) - LMU	.222	15-15	54	13	12	0	0	0	4	12	.222	14	1	3	0	.391	0	2	7-9	23	1	3	.889
2021 (Sr.) - LMU	.330	49-48	185	27	61	15	1	0	22	78	.422	22	6	24	1	.412	3	3	16-21	137	1	2	.986
Total	.260	159-139	507	70	132	23	2	0	54	159	.314	69	19	87	5	.365	8	22	34-48	313	10	6	.982



High School

Three-year varsity letterwinner at El Toro High School in Lake Forest, Calif. ... Was a second team all-league choice as a senior in 2017 ... Helped El Toro to the 2017 CIF-SS Division I Championship, topping Corona by a score of 4-0 in the final.

Personal

Kenneth Michael Oyama was born in 1999 to parents Janice and Patrick in Trabuco Canyon, Calif. ... Has a brother, Kyle, and a sister, Kalani ... Brother played baseball at Cal Baptist from 2016-20 ... Chose UCLA to further his academic career with a master's degree ... Loves cooking ... Has a cousin, aunt, and grandfather who all attended UCLA ... Lists Mookie Betts and Kobe Bryant as his favorite athletes ... Enjoys going to the beach, playing basketball, and videogames ... Aspires to play pro baseball.



Emanuel Dean

6-3 / 220

RS Sophomore - OF - R/R

Anaheim Hills, Calif.

Servite HS

2021

Appeared in 14 games, starting seven, as a redshirt freshman ... Slashed .292/.346/.375 over 24 at-bats with one run, seven hits, one triple, six RBIs, and two walks ... Had a standout performance on Mar. 23 against Loyola Marymount, going 4-5 with a triple and four RBIs ... Set season-highs in hits and RBIs in that LMU game ... Recorded both his first collegiate hit and RBI on Mar. 14 at Cal Poly as part of a 2-3 day ... Of his seven starts, five came during weekend series and two in midweek contests ... Made five starts in left field, one in right field, and one at DH ... Team was 4-3 with him in the starting lineup ... Was 1-13 (.077) in Pac-12 play ... Batted .556 (5-9) with runners in scoring position ... Over the summer, played for the Greeneville Flyboys of the Appalachian League ... Over 25 games, batted .216 (19-88) with four doubles and 10 RBIs ... Had six multi-hit games ... Started games in all three outfield spots ... Opened his summer with a five-game hitting streak and eight-game reached base streak.

Emanuel Dean's Career Stats

YEAR	AVG	GP-GS	AB	R	H	2B	3B	HR	RBI	TB	SLG	BB	HBP	SO	GDP	OBP	SF	SH	SB-ATT	PO	A	E	FLD
2021 (Rfr.)	.292	14-7	24	1	7	0	1	0	6	9	.375	2	0	12	0	.346	0	0	0-0	10	1	1	.917
Total	.292	14-7	24	1	7	0	1	0	6	9	.375	2	0	12	0	.346	0	0	0-0	10	1	1	.917

2020

Did not appear in a game for the Bruins ... Over the summer, made 13 appearances for Mankato in the Northwoods League ... Batted .256 and stole four bases.

2019 (Summer)

Spent the summer with the Walla Walla Sweets of the West Coast League ... Was teammates with Charles Harrison ... Batted .272 over 33 games with the Sweets ... Went 3-4 on Jun. 19 against Portland in his WCL debut ... Clubbed a three-run homer against Kelowna on Aug. 2 ... Drove in a run in six straight games from Aug. 1-6, including a pair of 3-RBI performances ... Added four stolen bases in seven attempts.

High School

Played at Servite High School in Anaheim, Calif. ... Ranked the No. 1 outfielder and No. 9 overall prospect in California by Perfect Game ... Nationally, ranked the No. 10 outfielder and No. 54 prospect ... Three-time Perfect Game Underclass All-American ... Played in the Perfect Game All-American Game at Petco Park in San Diego, Calif. in both 2018 and 2019.

Career Highs (as of conclusion of 2021)

At-Bats: 5 vs. Loyola Marymount (3/23/21)
Runs: 1 vs. Loyola Marymount (3/23/21)
Hits: 4 vs. Loyola Marymount (3/23/21)
RBI: 4 vs. Loyola Marymount (3/23/21)
Doubles: --
Triples: 1 vs. Loyola Marymount (3/23/21)
Home Runs: --
Stolen Bases: --



Jack Holman

6-4 / 210
Freshman - C - L/R
Wrightwood, Calif.
Etiwanda HS

2021 (Summer)

Spent the summer with the Port Angeles Lefties in the West Coast League ... Over 45 games, slashed .194/.293/.340 with nine doubles, four home runs, and 12 RBIs in 144 at-bats ... Hit a home run in his second game of the summer, on Jun. 5 at Bellingham ... Had two doubles and two RBIs on Jun. 29 at Yakima Valley.

High School

Played high school baseball at Etiwanda High School in Rancho Cucamonga, Calif. ... In the state of California, ranked the No. 3 catcher and No. 34 prospect overall ... Ranked as the No. 26 catcher in his class nationally and the No. 329 prospect overall ... Bats left and throws right ... Preseason Underclass All-American in 2019 and 2020 ... Played in the Perfect Game Underclass All-American Games in 2018 and 2019 ... Had a .398 OBP as a sophomore ... Was a member of the USA Baseball 16U National Team Development Program in 2019 ... Participant in the Boras Classic in 2019 with Etiwanda.



Carson Yates

6-4 / 220
Sophomore - OF - R/R
San Jose, Calif.
Leland HS

Career Highlights

Three-time UCLA Director's Honor Roll

2021

Made 13 appearances, including seven starts, as a true freshman ... Slashed .136/.208/.227 over 22 at-bats with three runs scored, three hits, one triple, two RBIs, and two walks ... Made four starts in left field, two in right, and one at DH ... Team was 5-2 with him in the starting lineup ... Made his NCAA debut on Feb. 23, starting in right field and going 1-3 with an RBI and his first-career hit, a triple to right ... Best performance of the year came at Cal Poly on Mar. 13, as he went 2-3, reached base three times, and scored a season-high two runs ... Was hitless in two pinch-hit at-bats ... Appeared in seven games against Pac-12 opponents ... Named to the UCLA Director's Honor Roll for fall, winter, and spring quarters (3.0+ quarter GPA, 12+ units passed) ... Over the summer, played for the Mankato MoonDogs in the Northwoods League ... Batted .174 (20-115) over 34 games with three home runs and 19 RBIs ... Went 3-4 with two RBIs against Bismarck on Jul. 3 ... Hit a home run in back-to-back games against Duluth on Aug. 11-12.

High School

Earned three varsity letters in baseball at Leland High School in San Jose, Calif. ... Was ranked as the No. 39 outfielder in California by Perfect Game ... Was a Preseason All-American in 2020 ... In three varsity seasons, had a .433/.492/.595 slash line ... Had a .520 batting average during his abbreviated senior season ... Also played football at Leland, was a three-year starting quarterback ... In 34 career games on the gridiron, totaled 46 touchdowns and 4,699 yards passing ... League MVP in football.

Personal

Full name: Carson Steel Yates ... Birthday: Jan. 10 ... Parents are John and Tawnie ... Has two brothers, Corbin and Cannon, and a twin sister, Trinity ... Plans on majoring in economics ... Chose to attend UCLA because it "felt like the perfect fit for me to develop as a baseball player and as a student" ... Admires Mike Trout ... Listens to Queen ... Roots for the San Francisco 49ers ... Lists George Kittle as his favorite pro athlete ... Hobbies include weightlifting, watching football, and eating with his family.


Career Highs (as of conclusion of 2021)

At-Bats: 5 (five times)
Runs: 2 at Cal Poly (5/13/21)
Hits: 2 at Cal Poly (5/13/21)
RBI: 1 (twice)
Doubles: --
Triples: 1 vs. Loyola Marymount (2/23/21)
Home Runs: --
Stolen Bases: --

Carson Yates's Career Stats

YEAR	AVG	GP-GS	AB	R	H	2B	3B	HR	RBI	TB	SLG	BB	HBP	SO	GDP	OBP	SF	SH	SB-ATT	PO	A	E	FLD
2021 (Fr.)	.136	13-7	22	3	3	0	1	0	2	5	.227	2	0	12	0	.208	0	1	0-0	9	0	0	1.000
Total	.136	13-7	22	3	3	0	1	0	2	5	.227	2	0	12	0	.208	0	1	0-0	9	0	0	1.000





Jared Karros

6-7 / 195

Junior - RHP - R/R

Manhattan Beach, Calif.

Mira Costa HS

Career Highlights

2021 Opening Day Starter
2021 Pac-12 Academic Honor Roll
Six-time UCLA Director's Honor Roll

2021

UCLA's Opening Day starter, went on to make seven appearances and three starts over the course of the year ... Didn't appear after Mar. 28 due to injury ... For the year was 2-1 with a 3.33 ERA over 27 innings ... Had 32 strikeouts against just five walks ... Allowed three earned runs or fewer in all seven of his appearances, and allowed two earned runs or fewer in six of seven appearances ... Was stellar in his final start of the year, recording season-highs in both innings and strikeouts at USC on Mar. 28: 6 IP, 2 H, 1 ER, 1 BB, 7 K ... Struck out over a batter per inning in all but one of his outings ... Picked up the win, struck out six batters over five innings of one-run ball against Pepperdine on Mar. 5 ... Team was 2-1 in his starts ... Had a 6.4 strikeout-to-walk ratio, best among the team's starting pitchers ... Had a 10.67 K/9 rate, second-best among UCLA starting pitchers ... Posted a 1.59 ERA over 11 1/3 innings in Pac-12 play ... Named to the 2021 Pac-12 Spring Academic Honor Roll (3.3+ cumulative GPA, 1+ year of residence at institution) ... Named to the UCLA Director's Honor Roll for fall, winter, and spring quarters (3.0+ quarter GPA, 12+ units passed).

2020

UCLA's midweek starter, went on to make four appearances as a true freshman including one relief outing ... Posted a 2-0 record, 3.86 ERA, and 16 strikeouts in 14 innings ... Rated as the No. 2 freshman pitcher in the country per D1Baseball's analytical rankings ... Struck out six, allowed just two hits and one run over five innings against Loyola Marymount on Feb. 18 in his first-ever collegiate start ... Earned the win in that contest ... Followed that up with his best start of the year, giving up just two hits and striking out a season-high eight over five shutout innings against Pepperdine on Feb. 26 ... In that start, retired the first nine batters he faced and went 1-2-3 in four of his five frames ... Had a 1.80 ERA and 12.6 K/9 ratio after his first two starts of the year ... Named to the Director's Honor Roll for fall, winter, and spring (quarter GPA of 3.0 or higher and pass at least 12 units).

High School

Earned three varsity baseball letters at Mira Costa High School in Manhattan Beach, Calif. ... As a senior, was named the Bay League Pitcher of the Year and earned All-CIF Second Team honors ... Was a First Team All-Bay League choice as a junior ... Ranked the No. 26 RHP and No. 77 overall prospect in California by Perfect Game ... Posted a 7-3 record with a 0.86 ERA as a senior ... Went 3-1 with a 0.45 ERA as a junior.

Personal

Jared Cayden Karros was born in 2000 to parents Eric and Trish at the Ronald Reagan UCLA Medical Center ... Has a younger brother, Kyle, and an older sister, Mikah ... Father is former UCLA and Los Angeles Dodgers star Eric Karros; Eric hit .415 with 17 home runs and 54 RBIs as the Bruins' starting first baseman in 1988 before going on to a 13-year professional career that saw him record a .268/.325/.454 slash line with 284 home runs ... Chose to attend UCLA because "I wanted to challenge myself physically and academically, also because UCLA has one of the best baseball programs in the country" ... Describes throwing a no-hitter against Gahr High School as his top pre-UCLA athletic thrill ... Admires Justin Verlander and Jacob DeGrom ... In his free time, enjoys surfing and being in water.


Career Highs (as of conclusion of 2021)

Innings: 6.0 at USC (3/28/21)
Strikeouts: 8 vs. Pepperdine (2/26/20)



Jared Karros's Career Stats

YEAR	ERA	W-L	APP	GS	CG	SHO/CBO	SV	IP	H	R	ER	BB	SO	2B	3B	HR	BF	OAV	WP	HBP	BK	SFA	SHA
2020 (Fr.)	3.86	2-0	4	3	0	0	0	14.0	9	6	6	2	16	2	0	1	53	.180	0	0	1	0	1
2021 (So.)	3.33	2-1	7	3	0	0	0	27.0	21	11	10	5	32	3	3	2	108	.216	2	2	0	1	3
TOTALS	3.51	4-1	11	6	0	0	0	41	30	17	16	7	48	5	3	3	161	.204	2	2	1	1	4



Josh Alger

6-3 / 215
Freshman - RHP - R/R
Roseville, Calif.
Roseville HS

High School

Played high school baseball at Roseville High School in Roseville, Calif. ... In the state of California, was ranked the No. 24 RHP and No. 85 prospect overall ... Was a Preseason Underclass All-American in both 2019 and 2020 ... Named to the All-Tournament Team at the 2018 Perfect Game West MLK Championship ... Competed with NorCal Baseball Club ... Two-time Area Code Games participant ... Also played basketball and football in high school.



JonJon Vaughns

6-2 / 220
Sophomore - OF - L/R
Pasadena, Calif.
St. John Bosco HS

2021

Made 34 appearances, including 17 starts, during his true freshman season ... Slashed .239/.370/.537 over 67 at-bats with 19 runs scored, 16 hits, five doubles, five home runs, 14 RBIs, and nine walks ... All 17 starts came in center field ... Team was 11-6 when he was in the starting lineup ... His first career hit was a monstrous home run to right field as part of a 13-1 win at USC on Mar. 28 ... Had more extra-base hits (10) than singles (six) in 2021 ... Made his NCAA debut, as a pinch hitter, on Mar. 2 against Cal State Fullerton ... Had a pinch-double, later scored against Utah on Apr. 17 ... Homered and drove in a pair in his first career start, on May 7 at Washington State ... Hit a three-run home run as part of a rubber match win over UC Santa Barbara on May 16 ... Scored a season-high three runs on two occasions despite going 0-2 in both games (vs. Nevada on May 18, vs. California on May 23) ... Started all four games of the Lubbock Regional, going 6-16 (.375) with a home run and four runs scored ... Had by far the highest isolated power stat on the team (.298; JT Schwartz was next at .232) ... Also had by far the lowest at-bats per home run ratio (13.4; Mikey Perez was next at 19.3) ... Batted .182 over 33 at-bats against Pac-12 opponents ... Was batting .286 as late as May 8 ... Had a season-best four-game hit streak from May 11-16.

High School

Played baseball and football at St. John Bosco High School in Bellflower, Calif. Was ranked as the No. 37 high school prospect in California and No. 226 nationally ... Was a Preseason All-American in 2020, and a Preseason Underclass All-American in 2018 and 2019 ... Participated in Perfect Game's 2019 National Showcase ... Was a four-star football recruit, helping St. John Bosco to a 2019 National Championship.

Personal

Is also a defensive back on the UCLA football team; recorded 13 tackles during his freshman season ... As a sophomore on the football team, appeared in all 12 games and made 18 tackles ... Also wears No. 21 on the football team.

JonJon Vaughns's Career Stats

YEAR	AVG	GP-GS	AB	R	H	2B	3B	HR	RBI	TB	SLG	BB	HBP	SO	GDP	OBP	SF	SH	SB-ATT	PO	A	E	FLD
2021 (Fr.)	.239	34-17	67	19	16	5	0	5	14	36	.537	9	5	28	0	.370	0	2	1-2	43	2	2	.957
Total	.239	34-17	67	19	16	5	0	5	14	36	.537	9	5	28	0	.370	0	2	1-2	43	2	2	.957



Career Highs (as of conclusion of 2021)

At-Bats: 5 (three times)
Runs: 3 (twice)
Hits: 2 (three times)
RBI: 3 vs. UC Santa Barbara (5/16/21)
Doubles: 1 (five times)
Triples: --
Home Runs: 1 (five times)
Stolen Bases: 1 vs. Texas Tech (6/6/21)



Malakhi Knight

6-3 / 200
Freshman - OF - R/R
Marysville, Wash.
Marysville Getchell HS

2021 (Summer)

Played with the Bellingham Bells in the West Coast League ... Over 37 games, batted .342 (38-111) with 25 runs, 11 extra-base hits (three home runs), 23 RBIs, and eight stolen bases ... All-WCL Team honorable mention ... Ranked the top prospect in the WCL by Baseball America ... Had a .313/.431/.482 slash line in the regular season ... Had 10 multi-hit games, including five three-hit efforts ... Hit his first homer for the Bells on Jul. 13 against Wenatchee ... Reached base safely in 32-of-37 games.

High School

Played high school baseball at Marysville Getchell High School, about 35 miles north of Seattle, Wash. ... Was the top-ranked high school player, and outfielder, in the state of Washington ... Nationally was ranked as the No. 4 outfielder and No. 19 overall ... Two-time High School Preseason All-American ... Named the Gatorade Washington Player of the Year for baseball for the 2019-20 school year ... Played in the 2020 Perfect Game All-American Classic ... Participated in the 2019 and 2020 Area Code Games ... Named the Most Outstanding Player at the 2019 Area Code Games ... Invited to the 2020 Perfect Game National Showcase, where he was named to the Top Prospect Team ... Named to the All-Tournament Team at the 2020 WWBA Championship ... Also played prep basketball; was named the Daily Herald (Everett, Wash.) Boys Basketball Player of the Year for 2019-20 after averaging 26.1 points.




Thatcher Hurd

6-3 / 215

Freshman - RHP - R/R

Roseville, Calif.

Roseville HS



Jack Filby

6-0 / 200

Senior - RHP/INF - L/R

Sacramento, Calif.

C.K. McClatchy HS

Career Highlights

2020 UCLA All-Academic Team (top GPA on team)

Two-time Pac-12 Academic Honor Roll

Five-time UCLA Director's Honor Roll

2021

In his true junior season, appeared in 36 games with 11 starts ... Made seven pitching appearances, all out of the bullpen ... Made eight starts at first base and three at DH ... Slashed .188/.451/.271 over 48 at-bats with 10 runs scored, nine hits, one double, one home run, 12 RBIs, and 22 walks ... Had the fourth-most walks on the team despite ranking 13th in plate appearances ... Had the third-highest OBP of any player on the team, and second-highest among players with more than five plate appearances ... Drew a bases-loaded four-pitch walk to drive in a walk-off run in two separate games: Feb. 26 vs. UC Irvine and Mar. 20 vs. Arizona ... All of his starts came in the first 12 games of the year ... Team was 8-3 with him in the lineup, including a 7-1 mark with him as the starting first baseman ... Made one error in 56 chances for a .982 fielding percentage ... Against Pac-12 opponents, batted .286 (4-14) ... Had four hits in a team-high 16 pinch-hit ABs (.250) ... Had a .520 OBP over six games during the month of February ... Had a huge moment on Apr. 30 against Oregon State; with UCLA down to its last strike and Filby at the plate as a pinch hitter, ripped a three-run double off the top of the wall in right-center field to tie the game at 5-5 (UCLA would win the game, 6-5, in the bottom of the 10th) ... Went 2-4, scored a pair of runs, and reached base three times against San Francisco on Feb. 20 (all either set or matched a season-high) ... Drew at least one walk in each of his 11 starts, and had 18 total in those games (1.63 walks per game; the NCAA-high in BB/game for the 2021 season was 1.17) ... Hit his first career home run on Mar. 2 against Cal State Fullerton ... Had a season-high three walks against UC Irvine on Feb. 27 ... On the pitching side, had no record and a 9.00 ERA over seven innings ... Struck out four and walked four ... Had a 3.00 ERA over his first three appearances, and 3.18 ERA over his first five appearances ... Unscathed upon in back-to-back outings against Stanford on Apr. 10 and Loyola Marymount on Apr. 13 ... Named to the 2021 Pac-12 Spring Academic Honor Roll (3.3+ cumulative GPA, 1+ year of residence at institution) ... Named to the UCLA Director's Honor Roll for fall, winter, and spring quarters (3.0+ quarter GPA, 12+ units passed) ... Over the summer, played with the Orleans Firebirds in the Cape Cod League ... Appeared exclusively as a pitcher, going 2-1 with a 7.20 ERA over 12 appearances (one start) ... Struck out exactly a batter per innings over 20 IP ... Fired five innings of one-run, two-hit ball in his lone start of the summer, on Aug. 3 at Harwich.

2020

Made three appearances on the mound and had one pinch-hit plate appearance ... Had no record and a 0.00 ERA with two strikeouts in 2 1/3 innings of relief work ... Didn't allow a hit all year on the mound ... Walked in his lone plate appearance, at USC on Mar. 8 ... The Bruins were 4-0 in games he appeared ... Struck out two batters as part of a 1-2-3 eighth inning against Loyola Marymount on Feb. 18 ... Also had scoreless relief appearances against UC Riverside on Feb. 15 and St. Mary's on Feb. 22 ... Named to the Director's Honor Roll for fall, winter, and spring (quarter GPA of 3.0 or higher and pass at least 12 units) ... Named to the 2020 Pac-12 Spring Academic Honor Roll ... Was baseball's representative on the 2019-20 UCLA All-Academic Team (top cumulative GPA on the team).

Jack Filby's Career Stats

YEAR	ERA	W-L	APP	GS	CG	SHO/CBO	SV	IP	H	R	ER	BB	SO	2B	3B	HR	BF	OAV	WP	HBP	BK	SFA	SHA
2019 (Fr.)	4.05	2-0	23	0	0	0	0	20.0	19	11	9	7	25	3	0	2	89	.241	2	2	0	1	0
2020 (So.)	0.00	0-0	3	0	0	0	0	2.1	0	0	0	2	2	0	0	0	10	.000	0	1	0	0	0
2021 (Jr.)	9.00	0-0	7	0	0	0	0	7.0	10	7	7	4	4	3	1	2	35	.345	0	1	0	0	0
TOTALS	4.91	2-0	33	0	0	0	0	29.1	29	18	16	13	31	6	1	4	134	.252	2	4	0	2	0

2021 (Summer)

Spent the summer with the Bellingham Bells in the West Coast League ... Over three starts spanning seven innings, recorded a 2.57 ERA ... Gave up just two hits, but walked nine ... Struck out nine.

High School

Played high school baseball at Mira Costa High School in Manhattan Beach, Calif. ... Was the top-ranked pitcher in the state of California and the No. 4 prospect overall statewide ... Nationally, ranked as the No. 9 right-handed pitcher and No. 32 overall prospect ... Two-time Preseason All-American ... Named to the Top Prospect Team at the 2020 Perfect Game National Showcase ... Played for the San Francisco Giants scout team in the 2020 WWBA World Championship ... Is a converted catcher ... Participated in the 2020 Area Code Games ... Played in the Under Armour All-American Game.

2019

Made 23 relief appearances in his debut season at UCLA ... Recorded a 2-0 record with a 4.05 ERA ... Struck out 25 batters and walked just seven in 20.0 innings ... Also had five at-bats, going 2-5 (.400) ... Picked up the win on Opening Day after throwing a perfect seventh inning ... Became first Bruin freshman in John Savage era (since 2005) to earn the win on Opening Day ... Went nine straight outings without allowing a run from Mar. 3 to Apr. 2, spanning 6.0 innings ... Made nine appearances in Pac-12 play, posting a 5.14 ERA ... Made one appearance in the postseason, allowing one earned run in one inning against Loyola Marymount in the Los Angeles Regional final ... Allowed an earned run in just one of his first 13 outings for an ERA of 0.90 ... Had a season-high two strikeouts in nine separate outings ... Went six-up, six-down over two innings at Georgia Tech on Feb. 23 ... Pitched a season-high 2 1/3 innings against East Carolina University on Apr. 12, retiring the final six batters he faced in a row ... His 11.25 strikeouts per nine innings ratio ranked third on the team ... Was 2-3 on the year in pinch-hit appearances ... Rolled an RBI single back up the middle on Mar. 29 at USC in his first collegiate plate appearance ... Also had a base hit in his second plate appearance, at Stanford on Apr. 5 ... Started as the DH on Apr. 15 against Pepperdine, going 0-2 ... Was fourth on the team in appearances ... Named to the UCLA Director's Honor Roll for fall, winter, and spring quarters (3.0+ quarter GPA, 12+ units passed) ... Spent the summer with the La Crosse Loggers of the Northwoods League ... Was 2-2 on the mound with a 4.58 ERA and 24 strikeouts in 17 2/3 innings ... Played the field in 31 games, hitting .213 over 108 at-bats ... Ranked the No. 6 prospect in the Northwoods League by Baseball America ... Struck out five batters in two innings of relief against Rochester on Jul. 12 ... Over a five-game hitting streak from Jul. 10-18, went 8-22 (.364) and walked twice.

2018 (Summer)

Spent the summer with the Walla Walla Sweets of the West Coast League ... Batted .256 with a .352 on-base percentage for Walla Walla ... Had seven extra-base hits over 51 games for the Sweets ... Went 2-4 in the playoffs with a double and two RBIs ... Played both middle infield positions ... Added 7 1/3 innings of pitching to his resume, finishing with a 1.23 ERA.

High School

Four-year varsity baseball letterwinner at McClatchy High School (Sacramento, Calif.) under head coach Michael de Necochea ... Ranked No. 25 in the 2018 Perfect Game USA Top High School Prospects in the state of California ... Ranked No. 174 in the 2018 Perfect Game USA Top 500 High School Prospects ... 2017 Perfect Game Rawlings Underclass Third Team All-American ... 2017 MaxPreps Medium Schools All-State first team honoree ... 2017 All-Sacramento Bee first team selection ... Named to the Rawlings Top Prospect Team at the 2017 Perfect Game National Showcase ... Played for the Oakland Athletics at the 2017 Area Code Games in Long Beach, Calif. ... 2017 17U Perfect Game World Series All-Tournament Team ... 2016 Perfect Game Rawlings Underclass High Honorable Mention All-American ... 2016 All-Sacramento Bee second team selection ... Competed in the 2016 Perfect Game Underclass All-American Games ... Named to the Top Prospect Team at the 2016 Perfect Game Underclass All-American Games ... Played for the Oakland Athletics at the 2016 Underclass Area Code Games ... 2015 All-Sacramento Bee honorable mention ... 2015 California World Series Underclass - Coastal All-Tournament Team ... As a senior, slashed .373/.511/.597 with 10 extra-base hits and 21 RBIs in 24 games. As a junior at McClatchy HS, hit .427 with 33 runs, 15 RBIs, 31 walks and one home run ... As a sophomore, hit .325 with 29 runs, 18 RBIs and three doubles ... As a freshman, hit .512 with 35 runs, 28 RBIs and 13 doubles.

Personal

Jack Filby was born to parents Lindsay and Scott in Sacramento, Calif. ... Has one older sister, Caitlin ... Chose UCLA because "it has been my dream school ever since I was kid. It has great coaching, academics, and I believe I can become a better player at UCLA" ... Describes pitching a complete-game two-hitter and driving in three runs in the first round of the playoffs as a high school junior as his greatest pre-UCLA athletic thrill ... Favorite athletes include Derek Jeter and Mike Trout ... Likes to fish, play ping-pong, and ride horses in his free time ... Would like people to know he's good at ping-pong ... Majoring in history.

Career Highs (as of conclusion of 2021)

Innings: 2.1 vs. East Carolina (4/12/19)

Strikeouts: 2 (nine times)

--

At-Bats: 4 vs. San Francisco (2/20/21)

Runs: 2 (twice)

Hits: 2 vs. San Francisco (2/20/21)


RBI: 3 vs. Oregon State (4/30/21)

Doubles: 1 vs. Oregon State (4/30/21)

Triples: --

Home Runs: 1 vs. Cal State Fullerton (3/2/21)

Stolen Bases: 1 vs. Cal State Fullerton (3/2/21)



James Hepp

6-7 / 200

Freshman - RHP - R/R

Santa Clarita, Calif.


West Ranch HS

2021 (Summer)

Spent the summer with the Walla Walla Sweets in the West Coast League ... Made nine appearances on the mound, including two starts ... Had a 1-0 record, 4.58 ERA, and 26-13 strikeout-to-walk ratio over 19 2/3 innings ... Had five or more strikeouts in three of his outings ... Tossed three scoreless innings against Yakima Valley on Jul. 5 ... Unscored upon in three straight outings from Jun. 20-27.

High School

Played high school baseball at West Ranch High School in Santa Clarita, Calif. ... Was ranked as the No. 14 right-handed pitcher in California, and the No. 57 prospect in the state overall ... Was a Preseason All-Region Second Team pick in 2021 ... Named to the All-Tournament Team at the 2021 Perfect Game Mountain West Select Championship.



Alonzo Tredwell

6-8 / 230

Freshman - RHP - L/R

Coto de Caza, Calif.

Mater Dei HS

2021 (Summer)

Spent the summer with the Portland Pickles in the West Coast League ... Made four appearances on the mound, all starts ... Recorded a 7.59 ERA and a 14-7 strikeout-to-walk ratio over 10 2/3 innings ... Opened his summer with three innings of hit-free, scoreless ball with a summer-high five strikeouts against Bellingham (Portland won, 1-0).

High School

Played high school baseball at Mater Dei High School in Santa Ana, Calif. ... In the state of California, was ranked as the No. 5 right-handed pitcher and No. 17 prospect overall ... Nationally, ranked the No. 47 right-handed pitcher and No. 137 prospect overall ... Three-time Preseason Underclass All-American, including a pair of First Team honors ... Played in the 2019 Underclass All-American Games ... Played in the Boras Classic in both 2018 and 2019 with Mater Dei ... Missed his junior season and the 2020 showcase circuit due to injury.



Chris Aldrich

6-2 / 190

RS Freshman - RHP - R/R

Oak Park, Calif.

Notre Dame HS

2021

Did not appear for the Bruins ... Over the summer, pitched 6 2/3 innings for the Newport Gulls of the NECBL ... Allowed 11 earned runs, and struck out 10 ... Struck out five batters over two innings against Ocean State on Jul. 17.

2020 (Summer)

Competed with the Fond du Lac Dock Spiders in the Northwoods League ... Made 10 appearances, going 0-1 with a 2.70 ERA and 12 strikeouts in 16.0 innings pitched ... Completed a 1-2-3 inning in his lone playoff appearance ... Had four strikeouts in 2 2/3 innings against Green Bay on Jul. 10.

High School

Played at Notre Dame High School in Sherman Oaks, Calif. ... Won the 2019 Mission League Championship with Notre Dame, was teammates with Daylen Reyes ... Ranked the No. 47 RHP in California by Perfect Game ... Was a Preseason Underclass All-American honorable mention in 2018 and 2019, and a Preseason All-American honorable mention in 2020.



Josh Hahn

6-2 / 200

Junior - OF/LHP - L/L

Huntington Beach, Calif.

Huntington Beach HS

32

Career Highlights

2021 Pac-12 Academic Honor Roll
Four-time UCLA Director's Honor Roll

2021

Appeared in 39 games as a true sophomore, including 27 starts ... Added two appearances out of the bullpen ... Slashed .250/.377/.430 over 100 at-bats with 17 runs scored, 25 hits, four doubles, one triple, four home runs, 26 RBIs, and 19 walks ... All 27 starts came at DH (was the only Bruin to start more than 10 games at DH) ... Team was 18-9 with him in the starting lineup ... Had seven multi-hit games, including a pair of three-hit performances ... Posted seven multi-RBI games, tied for fourth-most on the team ... Batted .469 (15-32) with runners in scoring position, best among the team's regulars ... Was 3-7 (.429) in pinch-hit ABs ... Upped his game in Pac-12 Conference play, as seven of his nine XBH came against league foes while he improved his slash line to .262/.342/.477 ... Was most effective in the month of March, batting .357 (10-28) with a .406 on-base percentage ... Had an outstanding offensive performance in the Utah series from Apr. 16-18, collecting multiple hits in each contest and batting a team-best .778 (7-9) for the set with two home runs, seven RBIs, and a 2.356 OPS ... Had three RBIs in each of the final two games of the Utah series, going 2-3 with a home run in the Saturday game followed by a 3-3 performance with another home run in the Sunday finale ... Went 3-3, reached base four times, and hit his first career home run on Mar. 2 against Cal State Fullerton ... Drew a walk in six of his first seven games ... During a stretch from Feb. 27 to Mar. 14, recorded an RBI in five straight and six of seven games ... Went 2-4 with three RBIs and his first career triple on Mar. 27 at USC ... Made his first collegiate pitching appearance on Feb. 27 at UC Irvine, getting a flyout on the first (and only) pitch he threw ... Pitched an inning against UC Santa Barbara on May 14, allowing a run but striking out a pair ... Named to the 2021 Pac-12 Spring Academic Honor Roll (3.3+ cumulative GPA, 1+ year of residence at institution) ... Named to the UCLA Director's Honor Roll for fall and spring quarters (3.0+ quarter GPA, 12+ units passed) ... Over the summer, played with the La Crosse Loggers in the Northwoods League ... Made seven relief appearances on the mound, recording a 4.15 ERA and 10 strikeouts over 13 innings ... Batted .143 (8-56) for La Crosse.

2020

Appeared in eight games, making four starts ... All four of his starts came at DH ... Did not appear on the mound as a true freshman ... Batted .176 (3-17) with three walks ... Started at DH and went 1-3, recording his first career hit, on Opening Day against UC Riverside ... Also stole a base in the season-opener against UCR, his lone attempt of the year ... In the series finale against the Highlanders, walked and later scored for his first career run ... Went 2-10 in the UCR series ... Was 1-4 as a pinch-hitter for the season ... Named to the Director's Honor Roll for fall and spring (quarter GPA of 3.0 or higher and pass at least 12 units).

Josh Hahn's Career Stats

YEAR	AVG	GP-GS	AB	R	H	2B	3B	HR	RBI	TB	SLG	BB	HBP	SO	GDP	OBP	SF	SH	SB-ATT	PO	A	E	FLD
2020 (Fr.)	.176	8-4	17	1	3	0	0	0	0	3	.176	3	0	5	0	.300	0	0	1-1	0	0	0	.000
2021 (So.)	.250	39-27	100	17	25	4	1	4	26	43	.430	19	2	28	2	.377	1	1	1-1	1	0	0	1.000
Total	.239	47-31	117	18	28	4	1	4	26	46	.393	22	2	33	2	.366	1	1	2	1	0	0	1.000



2019 (Summer)

Played with the Yakima Valley Pippins of the West Coast League ... Pitched in two games, giving up one earned run over two innings of action ... Played eight games in the field, going 1-16 and scoring one run.

High School

Played high school baseball at Huntington Beach High School ... Was the 2019 Gatorade High School Player of the Year from California ... Three-time first team all-league and all-state choice ... As a senior, was 5-1 on the mound with a 0.72 ERA and 49 strikeouts over 37 2/3 innings while batting .376 with nine home runs ... Ranked the No. 4 LHP and No. 26 overall prospect from California ... Nationally, ranked the No. 14 LHP and No. 141 overall ... 2018 Perfect Game Underclass All-America First Team and 2017 Perfect Game Underclass All-America Honorable Mention ... Named to the Top Prospect Team at the 2018 Perfect Game National Showcase ... Played for the Brewers in the 2018 Area Code Games ... 2017 Sunset League Rookie of the Year.

Personal

Joshua Hahn was born in 2001 to parents Melanie and David in Huntington Beach, Calif. ... Has one sister, Katelyn ... Chose UCLA because it has the "perfect balance of high-level academics and baseball" ... Collects baseball cards and comic books ... Loves watching movies ... Has a pair of relatives who attended UCLA: Tony Armand and Shannon Vergilio-Armand ... Lists Bryce Harper as his favorite athlete ... Enjoys eating chicken parmesan ... Aspires to play pro baseball.

Career Highs (as of conclusion of 2021)

At-Bats: 5 (twice)
Runs: 2 (four times)
Hits: 3 (twice)
RBI: 3 (three times)
Doubles: 1 (four times)
Triples: 1 at USC (3/27/21)
Home Runs: 1 (four times)
Stolen Bases: 1 (twice)
--
Innings: 1.0 vs. UC Santa Barbara (5/14/21)
Strikeouts: 2 vs. UC Santa Barbara (5/14/21)



Jake Saum

5-11 / 175

Junior - LHP - L/L

Ventura, Calif.

St. Bonaventure HS

Career Highlights


2021 Pac-12 Academic Honor Roll
Six-time UCLA Director's Honor Roll

2021

Made 17 relief appearances during his sophomore season ... Finished the year with a 2-2 record, one save, and 3.15 ERA over 20 innings ... Posted 23 strikeouts compared to just three walks ... Didn't appear after Apr. 10 due to injury ... Among UCLA pitchers with 2+ IP, had the best BB/9 (1.35) and K-BB (7.7) ... In his most-extended outing to date, struck out a career-high six over 3 2/3 innings against USC on Mar. 7 en route to his first collegiate save... Notched four strikeouts without allowing a hit in 1 2/3 innings against San Francisco on Opening Day (Feb. 19) ... Didn't allow an earned run in 12 of 17 appearances ... Tossed two scoreless innings at UC Irvine on Feb. 27 ... Had a 1.74 ERA through Mar. 12 ... Posted a 1-2-3 inning of relief against Cal State Fullerton on Mar. 2 ... Went six-up, six-down with three strikeouts against Loyola Marymount on Mar. 23 ... Needed just eight pitches to record three outs at Stanford on Apr. 9 ... Recorded his first-career win with 2.2 IP of one-run relief against Arizona on Mar. 21 ... Stranded nine of his 14 inherited runners on the season (64%) ... Named to the 2021 Pac-12 Spring Academic Honor Roll (3.3+ cumulative GPA, 1+ year of residence at institution) ... Named to the UCLA Director's Honor Roll for fall, winter, and spring quarters (3.0+ quarter GPA, 12+ units passed) ... Over the summer, pitched for the Orleans Firebirds in the Cape Cod League ... Posted a 6.40 ERA over 12 appearances (all in relief), striking out 27 in 19 2/3 innings ... Finished his time in the Cape with nine strikeouts and one hit against over four innings of relief against Chatham on Aug. 1.

Jake Saum's Career Stats

YEAR	ERA	W-L	APP	GS	CG	SHO/CBO	SV	IP	H	R	ER	BB	SO	2B	3B	HR	BF	OAV	WP	HBP	BK	SFA	SHA
2020 (Fr.)	3.00	0-0	4	0	0	0	0	3.0	1	1	1	3	2	0	0	0	12	.125	0	1	0	0	0
2021 (So.)	3.15	2-2	17	0	0	0	1	20.0	16	9	7	3	23	3	0	0	80	.219	0	3	0	0	1
TOTALS	3.13	2-2	21	0	0	0	1	23	17	10	8	6	25	3	0	0	92	.210	0	4	0	0	1



Jake Brooks

6-4 / 200

Sophomore - RHP - R/R

Fountain Valley, Calif.

Fountain Valley HS

Career Highlights

2021 Pac-12 Academic Honor Roll
Three-time UCLA Director's Honor Roll

2021

Appeared in 16 games, including three starts ... Posted a 2-0 record, 5.31 ERA, 18 strikeouts, and six walks over 20.1 IP ... All three starts came in midweek contests ... Made his first career start on Mar. 23 at home against LMU ... Made NCAA debut on Feb. 26 against UC Irvine, facing three batters (struck out two) ... Went six-up, six-down in a two-inning relief appearance against CS Fullerton on Mar. 2 ... Picked up first career win on May 11 at LMU; he struck out a pair and didn't allow a hit in a 2.1 IP start ... In his third and final start of the year (May 18 vs. Nevada), allowed one hit and one earned run over two innings ... In his most-extended outing of the year, allowed two hits over three shutout relief innings against Cal on May 21 ... In that outing against Cal, recorded season-highs in both innings and strikeouts (four) ... Had a 4.05 ERA over six appearances in Pac-12 action (all in relief) ... Struck out over a batter per inning against league foes (8 Ks in 6.2 IP) ... Had a 3.0 strikeout-to-walk ratio ... UCLA was 3-0 in his starts ... Stranded five of his 12 inherited runners on the season (58%) ... Named to the 2021 Pac-12 Spring Academic Honor Roll ... Named to the UCLA Director's Honor Roll for fall, winter, and spring quarters ... Over the summer, pitched for the Cotuit Kettleers in the Cape Cod League ... Had a 3-3 record and a 3.06 ERA over eight appearances (six starts) ... Struck out 24 batters, against four walks, over 32 1/3 innings ... Tossed five shutout innings, with just two hits allowed, against Wareham on Jul. 12 ... Ranked the No. 61 prospect in the Cape by Perfect Game.

Jake Brooks's Career Stats

YEAR	ERA	W-L	APP	GS	CG	SHO/CBO	SV	IP	H	R	ER	BB	SO	2B	3B	HR	BF	OAV	WP	HBP	BK	SFA	SHA
2021 (Fr.)	5.31	2-0	16	3	0	0	0	20.1	22	13	12	6	18	2	1	4	91	.272	1	2	0	2	0
TOTALS	5.31	2-0	16	3	0	0	0	20.1	22	13	12	6	18	2	1	4	91	.272	1	2	0	2	0

2020

Made four appearances as a true freshman, all out of the bullpen ... Had no record, a 3.00 ERA, and two strikeouts in three innings ... Unscored upon in three of four outings ... Made his collegiate debut on Feb. 16 against UC Riverside, walking the first batter he faced but bouncing back to get the next two out in a row ... Retired the lone batter he faced against Oklahoma State on Feb. 28 ... Pitched a season-high two innings against TCU on Mar. 7, allowing just a single ... Named to the Director's Honor Roll for fall, winter, and spring (quarter GPA of 3.0 or higher and pass at least 12 units) ... Over the summer, made nine appearances for the Fond du Lac Dock Spiders of the Northwoods League ... Posted a 1-1 record, 3.72 ERA, and 30 strikeouts in 29.0 innings pitched ... Had a four-appearance span from Jul. 11-30 without allowing an earned run, a streak of 13.1 innings ... Struck out seven over 5.0 innings on Aug. 6.

2019 (Summer)

Played with the Wenatchee AppleSox in the West Coast League ... Had a 5-1 record with a 2.42 ERA ... Struck out 64 batters in 52 IP ... First Team All-WCL pick ... Selected to the 2019 WCL All-Star Game ... In his lone playoff start, fanned 10 batters over seven scoreless innings, allowing just four hits to Victoria in a 5-1 Wenatchee win.

High School

Three-year letterwinner at St. Bonaventure High School in Ventura, Calif. ... Spent his freshman season at Aiea High School in Honolulu, Hawaii ... All-time career strikeout leader at St. Bonaventure with 327 Ks ... Three-time Tri-Valley League Pitcher of the Year and first team all-league recipient ... Named Tri-Valley League Player of the Year as a senior ... As a senior, went 6-3 with a 0.94 ERA and 97 strikeouts in 52.1 IP ... 11-2 with a 1.08 ERA with 134 strikeouts in 74 1/3 innings as a junior in 2018 ... Had a 5-0 record and 1.39 ERA as a sophomore in 2017 ... Ranked the No. 8 LHP and No. 78 prospect overall in California by Perfect Game ... Was an Under Armour Underclass All-American ... Played for the Brewers at the 2018 Area Code Games.

Personal

Jacob Christopher Saum was born in 2000 to parents Cheryl and Mike in Fairfield, Calif. ... Has one younger brother, Charlie ... Chose UCLA because "I believed it was the best fit for me academically, and the baseball program has a history of success under Coach Savage that I was excited to be a part of" ... Environmental science major ... Aspires to play pro baseball or join the military ... Admires Mike Trout ... In his free time, likes to surf, hike, fish, swim, and work out ... Is part of a military family and has lived in eight different places.

Career Highs (as of conclusion of 2021)

Innings: 3.2 vs. USC (3/7/21)
Strikeouts: 6 vs. USC (3/7/21)

2020 (Summer)

Pitched for Fond du Lac in the Northwoods League ... Made 10 appearances, finishing with a 1-2 record and 5.26 ERA ... Struck out 27 batters in 25 2/3 innings ... Struck out five and allowed just one hit over three innings in his Northwoods debut on Jul. 4 ... Tossed four scoreless innings on Aug. 4.

High School

Played at Fountain Valley HS ... In the state of California, ranked the No. 23 RHP and No. 88 prospect overall ... Had a 4-0 record in 2020 before the season was shut down due to COVID-19 ... Threw a one-hitter on Mar. 9, 2020 against Newport Harbor HS ... Named the Fountain Valley High School Male Athlete of the Year for the 2019-20 school year ... Was a Preseason All-American in 2020 and an Underclass All-American in 2019 ... Played in the 2019 Perfect Game 17U World Series ... Had a 2.30 ERA as a high school junior at Fountain Valley HS.

Career Highs (as of conclusion of 2021 season)

Innings: 3.0 vs. California (5/21/21)
Strikeouts: 4 vs. California (5/21/21)





Luke Jewett

6-4 / 200

Freshman - RHP - R/R

Ladera Ranch, Calif.

JSerra Catholic HS


35

2021 (Summer)

Spent the summer with the Port Angeles Lefties in the West Coast League ... Made six appearances on the mound, including five starts ... Had a 7.28 ERA and a 22-7 strikeout-to-walk ratio over 21 innings ... Saved his best performance of the summer for last, tossing five innings of scoreless, three-hit baseball with a season-high seven strikeouts against Portland on Aug. 11 ... Also had eight plate appearances, going 1-8 with a single.

High School

Played high school baseball at JSerra Catholic High School in San Juan Capistrano, Calif. ... In the state of California, was ranked the No. 7 right-handed pitcher and No. 22 prospect overall ... Nationally, was ranked as the No. 69 right-handed pitcher and No. 191 prospect overall ... Two-time Preseason Underclass All-American ... Named to the Top Prospect Team at the 2020 Perfect Game National Showcase ... Had a 2.51 ERA over 30 2/3 innings as a sophomore in 2019 ... Participated in the 2020 Area Code Games ... Won the 2019 Boras Classic with JSerra.



Tommy Beres

6-0 / 185

RS Sophomore - C - R/R

Woodland Hills, Calif.

Notre Dame HS

36

Career Highlights

2020-21 UCLA All-Academic Team
Six-time UCLA Director's Honor Roll
2021 Pac-12 Academic Honor Roll

2021

Appeared in nine games, making one start, as a redshirt freshman ... Had one single in seven at-bats for a .143 average ... Did not commit an error in 37 chances (two assists, 35 putouts) ... Made his NCAA debut as a defensive replacement behind the plate on Mar. 2 against Cal State Fullerton ... Recorded his first-career hit on Apr. 16 against Utah, a base hit to left in the eighth inning of a 20-0 UCLA win ... Was 0-3 with a walk and a run scored in his first career start, on May 11 at Loyola Marymount ... Batted .500 (1-2) in conference play ... Named to the UCLA Director's Honor Roll for fall, winter, and spring quarters (3.0+ quarter GPA, 12 units passed) ... Named to the 2021 Pac-12 Spring Academic Honor Roll (3.3+ cumulative GPA, 1+ year of residence at institution) ... Was baseball's representative on the UCLA All-Academic Team at the end-of-year Scholar-Athlete Banquet (highest cumulative GPA on the team) ... Over the summer, played with the Bristol State Liners in the Appalachian League ... Appeared in 16 games, starting 14 ... Batted .245 (12-49) with one triple and 10 RBIs ... Made 13 starts behind the dish and one at DH.

Tommy Beres's Career Stats

YEAR	AVG	GP-GS	AB	R	H	2B	3B	HR	RBI	TB	SLG	BB	HBP	SO	GDP	OBP	SF	SH	SB-ATT	PO	A	E	FLD
2021 (Rfr.)	.143	9-1	7	1	1	0	0	0	0	1	.143	1	0	2	1	.250	0	0	0-0	35	2	0	1.000
Total	.143	9-1	7	1	1	0	0	0	0	1	.143	1	0	2	1	.250	0	0	0-0	35	2	0	1.000

2020

Did not appear in a game for the Bruins ... Named to the Director's Honor Roll for fall, winter, and spring (quarter GPA of 3.0 or higher and pass at least 12 units).

High School

Earned two varsity letters in baseball at Notre Dame High School in Sherman Oaks, Calif. ... Also received three letters in water polo ... Graduated with a 4.6 GPA ... Helped Notre Dame to a Mission League Championship in 2019.

Personal

Thomas Beres was born in 2001 to parents Kelly and Tom in New York City ... Has one younger sister, Lainey ... Chose to attend UCLA because of the "great academics and great baseball" ... His mother attended UCLA ... Plans on majoring in aerospace engineering ... Was Valedictorian of his senior class at Notre Dame High School and received a perfect score of 36 on his ACT Exam ... Enjoys eating sushi.

Career Highs (as of conclusion of 2021)

At-Bats: 3 at Loyola Marymount (5/11/21)

Runs: 1 at Loyola Marymount (5/11/21)

Hits: 1 vs. Utah (4/16/21)

RBI: --

Doubles: --

Triples: --

Home Runs: --

Stolen Bases: --



Eli Paton

6-3 / 215

RS Freshman - INF - L/R

La Canada, Calif.

Maranatha HS

37

2020 (Summer)


Over the summer, made five appearances for the Inland Valley Pirates ... Went 5-14 in those games with a pair of RBIs.

High School

Attended Maranatha High School in Pasadena, Calif. ... Was ranked as the No. 2 first baseman in California and No. 10 first baseman nationally ... Batted .375 during an abbreviated senior season ... Listed as the No. 43 prospect in California by Perfect Game ... 2019 Preseason Underclass All-American Second Team ... Participated in the 2019 Perfect Game National Showcase ... Named to the All-Tournament Team at the 2018 WWBA World Championship ... Selected to the 15U National Team by USA Baseball in 2017 ... Spent his first two HS seasons at Loyola High School in Los Angeles ... Won a pair of league titles with Maranatha.

Personal

Full name: Eli Robert Paton ... Birthday: Jan. 5 ... Parents are Frank and Hailey Paton ... Has a younger sister, Grace ... Aspires to play professional baseball ... Chose UCLA because "it's the best school in the world" ... Admires Corey Seager ... Listens to Travis Scott ... Roots for the Los Angeles Dodgers and Los Angeles Lakers ... Favorite player is Alex Caruso ... Hobbies include spikeball, skimboarding, and working out ... His favorite subject is history ... His uncle, George Paton, attended UCLA and is currently the General Manager of the NFL's Denver Broncos.



Jake Palmer

5-10 / 185
Graduate - OF - L/L
El Segundo, Calif.
El Segundo HS
UC Irvine

UC Irvine (2018-21)

Slashed .307/.446/.380 over a four-year career at UC Irvine ... Appeared in 145 games with the Anteaters, starting 135 ... Had an OBP of .430 or higher in all four of his seasons at UCI ... Was an All-Big West Second Team pick in 2019, and an honorable mention in 2021.

2021 (UC Irvine)

Appeared in 36 games during his senior season, starting 33 ... Slashed .288/.430/.415 with 24 runs, 34 hits, 8 doubles, 2 triples, 1 home run, 13 RBIs, and 22 walks ... Had hits in 13 of 14 games between Feb. 27 and Apr. 30 ... Had 10 multi-hit games, including three consecutive against UC Santa Barbara from May 7-9 ... Went 2-3, reached base three times, and scored a season-high 3 runs on Apr. 16 against Cal Poly ... Was an honorable mention on the 2021 Big West All-Conference Team.

2020 (UC Irvine)

Started all 15 of UCI's games during the COVID-shortened 2020 season ... Slashed .368/.479/.456, all career highs ... Reached base in every game ... Led team in a number of statistics including batting average, hits (21), doubles (5), runs (14), and walks (10).

2019 (UC Irvine)

Appeared in 43 games, starting 41 ... Slashed .307/.460/.359 with 43 runs, 47 hits, 5 doubles, and 22 RBIs ... Named to the All-Big West Second Team ... Hit his first collegiate home run on Apr. 14 against UC Santa Barbara ... Had 12 multi-hit games ... Played in the Cape Cod League with the Yarmouth-Dennis Red Sox during the summer.

Jake Palmer's Career Stats

YEAR	AVG	GP-GS	AB	R	H	2B	3B	HR	RBI	TB	SLG	BB	HBP	SO	GDP	OBP	SF	SH	SB-ATT	PO	A	E	FLD
2018 (Fr.) - UCI	.298	51-46	141	36	42	6	0	0	17	48	.340	22	13	28	1	.430	3	4	2-5	75	1	4	.950
2019 (So.) - UCI	.307	43-41	153	43	47	5	0	1	22	55	.359	39	5	35	5	.460	1	2	3-3	62	0	2	.969
2020 (Jr.) - UCI	.368	15-15	57	14	21	5	0	0	8	26	.456	10	3	5	2	.479	1	1	4-5	32	1	1	.971
2021 (Sr.) - UCI	.288	36-33	118	24	34	8	2	1	13	49	.415	22	8	20	2	.430	1	5	3-5	5	1	0	1.000
Total	.307	145-135	469	117	144	24	2	2	60	178	.380	93	29	88	10	.446	6	12	12-18	174	3	7	.962



2018 (UC Irvine)


Appeared in 51 games, starting 46 ... Slashed .298/.430/.340 with 42 hits, 36 runs, 6 doubles, and 17 RBIs ... Ranked second on the team in both OBP and runs scored.

High School

Played high school baseball at El Segundo High School ... Hit .548 during his senior year en route to CIF Player of the Year honors ... Was also an all-state and all-region pick as a senior ... Three-time All-CIF and four-time all-league ... Won the league championship in all four of his seasons with El Segundo ... Was also a quarterback on the El Segundo HS football team.

Personal

Parents are Brett and Tina ... Has four siblings: Melanie, Grant, Linnea, and twin brother Josh ... His parents and three of his siblings were student-athletes at the collegiate level: Brett (volleyball, El Camino College), Tina (volleyball, El Camino College), Melanie (volleyball, College of Idaho), Grant (baseball, UC Irvine), Josh (golf, College of Idaho).



Ethan Flanagan


6-3 / 195
Freshman - LHP - L/L
Irvine, Calif.
Santa Margarita HS

High School

Played high school baseball at Santa Margarita Catholic High School in Rancho Santa Margarita, Calif. ... Three-year varsity letterwinner ... In the state of California, ranked the No. 8 left-handed pitcher and No. 75 prospect overall ... Ranked the No. 71 LHP in the country by Perfect Game ... Santa Margarita Catholic High School Male Scholar-Athlete award 2021 ... Three-time Perfect Game Preseason All-American ... Played summer ball with Saddleback Cowboys and ROX Baseball ... Helped Santa Margarita to the 2019 CIF-SS Division 2 Championship, defeating Norco 1-0 in the final at Dodger Stadium ... PDP Premier SoCal (2021) ... Area Code Games invitee ... Perfect Game National invitee ... Played in the Perfect Game Underclass All-American Games in 2019.

Personal

Ethan Flanagan was born in 2002 to parents Helen and Ryan in Newport Beach, Calif. ... Chose UCLA because it has "the best combination of athletics and academics in the country" ... Describes his greatest athletic thrill as winning the CIF Championship in Dodger Stadium ... Lists Clayton Kershaw and Anthony Rizzo as his favorite athletes ... Is a citizen of three different countries.



Daniel Colwell

6-0 / 175

Senior - LHP - L/L

Berkeley, Calif.

St. Mary's College HS

43

Career Highlights

Two-time Pac-12 Academic Honor Roll
Seven-time UCLA Director's Honor Roll

2021

Made 26 appearances as a true junior, all out of the bullpen ... Was 2-1 with a 4.33 ERA and 23 strikeouts over 27 innings of work ... Made 15 appearances in league play, recording a 4.91 ERA ... Limited opposing batters to a .194 average with two outs ... Stranded 21 of 29 inherited runners for the season (72%) ... Posted a 1.04 ERA over 17 1/3 innings during the month of April, best on the team (among pitchers with over 2 IP) ... Had a standout outing at Pepperdine on Apr. 20, allowing just one single and facing the minimum over four innings to pick up the win ... Also logged four strikeouts in that contest, setting career-highs in Ks and innings pitched ... Earned his first career win with 2 2/3 innings of scoreless relief against Loyola Marymount on Apr. 13 ... Didn't allow an earned run in 17 of 26 appearances ... Was one of eight pitchers used by UCLA during the Lubbock Regional ... Named to the 2021 Pac-12 Spring Academic Honor Roll (3.3+ cumulative GPA, 1+ year of residence at institution) ... Named to the UCLA Director's Honor Roll for winter and spring quarters (3.0+ quarter GPA, 12 units passed) ... Over the summer, pitched for the Newport Gulls in the NECBL ... Made 10 appearances out of the bullpen, pitching to a 3.86 ERA and 27-6 strikeout-to-walk ratio over 18 2/3 innings ... Struck out a batter-per-inning or better in 8-of-10 outings ... Unscored upon in his final four appearances, allowing just two hits and striking out 12 over 6 1/3 innings during that span.

Daniel Colwell's Career Stats

YEAR	ERA	W-L	APP	GS	CG	SHO/CBO	SV	IP	H	R	ER	BB	SO	2B	3B	HR	BF	OAV	WP	HBP	BK	SFA	SHA
2019 (Fr.)	0.00	0-0	2	0	0	0	0	2.0	2	0	0	0	0	0	0	0	7	.286	0	0	0	0	0
2020 (So.)	10.80	0-0	4	0	0	0	0	1.2	4	2	2	1	2	0	0	1	10	.444	0	0	0	0	0
2021 (Jr.)	4.33	2-1	26	0	0	0	0	27.0	29	16	13	8	23	4	1	1	115	.287	3	4	0	0	2
Total	4.92	0-0	6	0	0	0	0	3.2	6	2	2	1	2	0	0	1	17	.375	0	0	0	0	0



Kyle Karros

6-5 / 215

Sophomore - INF - R/R

Manhattan Beach, Calif.

Mira Costa HS

44

Career Highlights

2021 Pac-12 Academic Honor Roll
Two-time UCLA Director's Honor Roll

2021

Appeared in 55 games as a true freshman (all starts) ... Slashed .243/.292/.342 over 202 at-bats with 34 runs scored, 49 hits, nine doubles, one triple, three home runs, 25 RBIs, and 13 walks ... Started 48 games at third base, and seven at first base ... Was the team's most-used hitter in the nine hole (32 games) ... Team was 36-19 with him in the starting lineup ... Led the team with 24 productive outs ... Batted .273 (30-110) in Pac-12 play, starting all 30 games ... Had a standout month of April, batting .321 ... Had an eight-game hit streak from Apr. 11-24 that saw him go 16-39 (.410) with seven RBIs and his first career home run ... One of just two Bruins since 2018 to collect an 8+ game hit streak as a true freshman (Noah Cardenas) ... Raised his season batting average 67 points during the streak ... Also during the streak, had several notable performances: Apr. 11 at Stanford (3-4), Apr. 13 vs. LMU (2-5, season-high four RBIs, first-career HR), Apr. 16 vs. Utah (3-5, season-high four runs) ... Went 3-3 at Stanford on Apr. 9 for his first-career three-hit game ... Had multiple hits in every game of the UCSB series from May 14-16, going 6-11 overall with three runs scored ... Made five errors on the year for a .971 fielding percentage ... Led the team by a wide margin and also paced all Pac-12 players with 11 sacrifice bunts (no other Bruin had more than five) ... Named to the 2021 Pac-12 Spring Academic Honor Roll (3.3+ cumulative GPA, 1+ year of residence at institution) ... Named to the UCLA Director's Honor Roll for fall and spring quarters (3.0+ quarter GPA, 12+ units passed).

Kyle Karros's Career Stats

YEAR	AVG	GP-GS	AB	R	H	2B	3B	HR	RBI	TB	SLG	BB	HBP	SO	GDP	OBP	SF	SH	SB-ATT	PO	A	E	FLD
2021 (Fr.)	.243	55-55	202	34	49	9	1	3	25	69	.342	13	1	45	2	.292	0	11	1-1	87	80	5	.971
Total	.243	55-55	202	34	49	9	1	3	25	69	.342	13	1	45	2	.292	0	11	1-1	87	80	5	.971

2020

Made four appearances for the Bruins, all out of the bullpen ... Had no record, posted a 10.80 ERA with two strikeouts in 1 2/3 innings ... Unscored upon in three of his four outings ... Struck out the only batter he faced in his season debut on Feb. 26 against Pepperdine ... Named to the Director's Honor Roll for fall and winter (quarter GPA of 3.0 or higher and pass at least 12 units) ... Named to the 2020 Pac-12 Spring Academic Honor Roll.

2019

Made two appearances in his true freshman season, recording a 0.00 ERA over 2.0 innings ... Made his NCAA debut on May 11 at Washington State, throwing a scoreless ninth inning ... The first two batters he faced in that game reached base, but he recovered to escape the inning unscathed with a double play and an inning-ending flyout ... Pitched a 1-2-3 inning at home against Washington on May 19 ... Was the first left-handed pitcher to make an appearance for UCLA during the 2019 season ... Named to the UCLA Director's Honor Roll for winter and spring quarters (3.0+ quarter GPA, 12 units passed) ... Over the summer, played for the Waterloo Bucks of the Northwoods League ... Entered nine games, including six starts ... Ended the summer with a 5.59 ERA and 21 strikeouts over 37 innings pitched ... Best outing of the summer came on Jul. 2 against Thunder Bay as he tossed 7 1/3 innings of shutout ball, striking out six and allowing just three hits ... Had a 14-inning scoreless streak spanning from Jun. 26 to Jul. 14.

High School

Three-year varsity letterwinner at St. Mary's College High School ... 2018 TCAL All-League First Team ... 2017 TCAL Pitcher of the Year ... 2016 TCAL All-League Third Team ... Career record of 20-8 with a 1.77 ERA ... As a senior, was 8-1 with a 1.53 ERA and 93 strikeouts in 73 1/3 innings ... As a junior, went 7-4 with a 2.49 ERA and 79 strikeouts in 59 innings ... Had a 1.41 ERA in 69 1/3 innings as a sophomore.

Personal

Daniel E. Colwell was born in Berkeley, Calif. to parents Stephen Colwell and Ann Shulman ... Majoring in cognitive science ... Has one older brother, James ... Chose UCLA because of its "strong academic record, elite baseball program, and location" ... Lists striking out the side to finish off a no-hitter against El Cerrito as his top pre-UCLA athletic thrill ... Favorite athletes include Madison Bumgarner and Shaun Livingston ... Enjoys baking and traveling in his free time ... Was born exactly at midnight, so his parents let him choose his birthday ... His aunt, Anne, attended UCLA.

Career Highs (as of conclusion of 2021)

Innings: 4.0 at Pepperdine (4/20/21)
Strikeouts: 4 at Pepperdine (4/20/21)

2021 (Summer)

Over the summer, played 17 games for the Greeneville Flyboys in the Appalachian League ... Led the team in batting (.329) and slugging (.557) while notching nearly an RBI per game (16 RBIs in 17 games) ... Started 15 games at third base, and two at DH.

High School

Attended Mira Costa High School in Manhattan Beach, Calif. ... Was ranked the No. 2 third baseman and No. 36 overall prospect in California by Perfect Game ... Ranked as the No. 100 national prospect by Prep Baseball Report ... Batted .400 in an abbreviated senior season ... 2019 Preseason Underclass All-American honorable mention ... Participated in the 2019 Perfect Game National Showcase ... 2019 Under Armour All-American.


Personal

Full name: Kyle Garret Karros ... Birthday: Jul. 26 ... Parents are Eric and Trish Karros ... Has one brother, Jared (also on the UCLA baseball team), and one sister, Mikah ... Father is former UCLA and Los Angeles Dodgers star Eric Karros; Eric hit .415 with 17 home runs and 54 RBIs as the Bruins' starting first baseman in 1988 before going on to a 13-year professional career that saw him record a .268/.325/.454 slash line with 284 home runs ... Chose UCLA because it "has the best combination of location, baseball, and academics" ... Admires Juan Soto ... Listens to Travis Scott and Justin Bieber ... Roots for the Los Angeles Dodgers ... His mother played college basketball.

Career Highs (as of conclusion of 2021)

At-Bats: 6 at Washington State (5/9/21)
Runs: 4 vs. Utah (4/16/21)
Hits: 3 (three times)
RBI: 4 vs. Loyola Marymount (4/13/21)
Doubles: 1 (nine times)
Triples: 1 vs. Utah (4/18/21)
Home Runs: 1 (three times)
Stolen Bases: 1 vs. Cal State Fullerton (3/6/21)

PLAYER PROFILES



Alex Fernandes

5-10 / 155
Freshman - INF - L/R
San Marcos, Calif.
San Marcos HS

2021 (Summer)

Spent the summer with the Yakima Valley Pippins in the West Coast League ... Yakima Valley finished runner-up in the WCL Playoffs ... Over 18 games, slashed .179/.270/.196 with one double and five RBIs ... Finished the summer with a three-game hitting streak, batting .461 (6-13) with a double and two walks.

High School

Played high school baseball at San Marcos High School ... A three-year varsity letter winner ... 2019 First Team All-Avocado League ... In 2019, batted .520 with a 1.236 OPS ... In 2021, had four home runs with a .305 average and .965 OPS ... Played summer ball with Team No Fear.

Personal

Alexander Fernandes was born in 2002 to parents Carey and Chris in San Diego, Calif. ... Has one sister, Fiona ... Chose UCLA because "It was an easy decision, there aren't many universities where you can compete for a National Championship every year while receiving a world-class education" ... Lists Fernando Tatis Jr., Ken Griffey Jr., and Tony Gwynn as his favorite athletes ... Enjoys fishing, skimboarding, photography, and architecture.

Pac-12 Conference History

Pac-12 Standings (2006-2021)			
Pac-12	W	L	PCT
Oregon State	265	154	.632
UCLA	258	163	.613
Arizona State	247	175	.585
Stanford	231	187	.552
Arizona	218	205	.515
Oregon	171	179	.489
California	198	222	.471
Washington	195	224	.465
USC	176	245	.418
Washington State	163	258	.387
Utah	80	189	.297

Overall Standings (2006-2021)			
Overall	W	L	PCT
Oregon State	631	273	.698
Arizona State	590	312	.654
UCLA	574	341	.627
Arizona	557	343	.619
Stanford	538	342	.611
Oregon	422	298	.586
California	448	385	.538
Washington	445	401	.526
USC	407	444	.478
Washington State	398	436	.477
Utah	333	477	.411

Pac-12 Champions	
2021	Arizona
2020	N/A (COVID-19)
2019	UCLA
2018	Stanford
2017	Oregon State
2016	Utah
2015	UCLA
2014	OSU
2013	OSU
2012	UCLA/Arizona

Pac-10 Champions	
2011	UCLA
2010	ASU
2009	ASU
2008	ASU
2007	ASU
2006	OSU
2005	OSU
2004	STAN
2003	STAN
2002	USC
2001	USC
2000	ASU/STAN/ UCLA
1999	STAN

Pac-10 North	South	North	CIBA	1924	CAL
1998 WASH*	STAN	1964 ORE	USC	1923 WASH	CAL
1997 WASH*	STAN	1963 OSU	USC	1922	WASH
1996 WASH	USC*	1962 OSU	SC	1921	CAL
1995 WSU	USC*	1961 WSU	USC	1920	CAL
1994 OSU	STAN	1960 WSU	CAL/USC	1919	WASH
1993 WASH	ASU	1959 WASH	#USC	1918	ORE
1992 WASH	ARIZ	1958 OSU	#USC	1917	CAL
1991 WSU	USC	1957 ORE	#CAL/USC	1916	CAL
1990 WSU	STAN	1956 WSU#	USC	*	North-South playoff champion
1989 WSU	ARIZ	1955 ORE	#USC	**	Pac-8 playoff champion
1988 WSU	ASU	1954 ORE#	USC	#	Pacific Coast Conference playoff champion
1987 WSU	STAN	1953 ORE	#STAN	+	California won CIBA Division 1, USC won Division 2. Cal def. USC in CIBA playoff title game.
1986 OSU	UCLA	1952 OSU#	USC	PSU (Portland State), SC (Santa Clara), STM (St. Mary's)	
1985 WSU	STAN	1951 OSU	#USC		
1984 WSU/PSU	ASU	1950 WSU#	STAN		
1983 OSU	STAN	1949 WSU	#USC		
1982 OSU/WSU	ASU	1948 WSU	#USC		
Pac-10 North	South	1947 WSU	CAL/USC		
1981 WASH	ASU	1946 ORE	USC		
1980 WSU	ARIZ/CAL	1945 WSU	CAL		
1979 WSU	UCLA	1944 WSU	UCLA		
Pac-8 North	South	1943 ORE	+CAL/USC		
1978 WSU	USC**	1942 ORE	USC		
1977 WSU	USC**	1941 ORE	CAL/STM		
Pac-8 North	CIBA	1940 OSU	STM		
1976 WSU**	UCLA	1939 ORE	USC/STM		
Pac-8 North	South	1938 OSU/WSU	CAL		
1975 WSU	USC**	1937 ORE	CAL		
1974 ORE/WSU	USC**	1936 WSU	USC		
1973 WSU	USC**	1935 ORE	CAL/USC		
1972 WSU/ORE	USC**	1934 ORE	CAL		
1971 WSU	USC**	1933 WSU	CAL		
1970 WSU	USC**	1932 WASH	USC		
Pac-8		1931 WASH	STAN		
1969	UCLA	1930 WASH	USC		
1968	USC	1929 WASH	CAL		
1967	STAN	1928 ORE/WSU	STM		
North	CIBA	1927 WSU	STM		
1966 WSU	USC	1926 WASH	CAL		
1965 WSU	STAN	1925 WASH	STAN		

OVER THE YEARS

2012	Utah added to Pac-12 Conference (Colorado does not have baseball)
2009	Oregon rejoins Pac-10 after having reinstated baseball in July 2007
1999	Pac-10 dissolves North and South Divisions; Portland State dropped
1996	Gonzaga and Portland dropped from Northern Division
1991	Eastern Washington dropped from Northern Division
1982	Portland State, Gonzaga and Eastern Washington added to North
1982	Oregon drops baseball
1979	Arizona, Arizona State added to Southern Division, establishing "Pac-10"
1977	Pac-8 Conference returns to two four-team divisions (North, South)
1976	Southern Division becomes CIBA, adds UC Santa Barbara for one season
1970	Pac-8 Conference splits into two four-team divisions (North, South)
1967	Pac-8 Conference emerges as one eight-team group (UCLA, USC, STAN, CAL, OSU, ORE, WASH, WSU)
1951	Two five-team divisions form (CIBA, North)
	CIBA includes UCLA, USC, STAN, CAL, SCU
	Northern Division includes WSU, OSU, ORE, WASH, IDAHO
1947	CIBA adds St. Mary's for next four seasons
1935	UCLA and Santa Clara added back to CIBA
1933	UCLA, Santa Clara and San Francisco dropped from CIBA
1931	San Francisco added to CIBA
1928	UCLA added to CIBA
1927	CIBA forms (St. Mary's, USC, Stanford, California and Santa Clara)



Caedon Kottinger

6-0 / 180

Sophomore - RHP - R/R

Reno, Nev.

Reno HS

College of San Mateo

College of San Mateo (2021)

Spent the 2021 season at College of San Mateo in Northern California ... Allowed three earned runs in 3 2/3 innings of work, all in relief ... Unscored upon in two of three outings ... Struck out a pair as part of a scoreless inning against Canada on Apr. 17 ... Had four strikeouts total on the year (9.8 strikeouts per nine innings ratio).

High School

Played high school baseball at Reno High School in Reno, Nev. ... Three-year varsity letterwinner ... Earned the title of Northern Nevada Pitcher of the Year in 2019 ... 2019 All-American ... First Team All-State 2019 ... First Team All-League 2019.

Personal

Caedon Kottinger was born in 2002 to parents Karen and Brad in Reno, Nev. ... Has one sister, Tayler ... Chose UCLA because "of the highly respected and consistently nationally ranked baseball program, as well as the No. 1 public education in the nation" ... Loves playing baseball and watching sports ... Describes his greatest pre-UCLA athletic thrill as the 2019 state championship in high school ... Lists Jacob DeGrom as his favorite athlete ... Will be studying communication at UCLA ... Aspires to go into sports broadcasting.



Kelly Austin

6-0 / 195

RS Sophomore - RHP - R/R

Newport Beach, Calif.

Newport Harbor HS

Orange Coast College

2021 (Summer)

Spent the summer with the Cowlitz Black Bears in the West Coast League ... Named First Team All-WCL at the conclusion of the season ... Ranked the No. 6 prospect in the WCL by Baseball America ... Made 10 starts on the mound for Cowlitz, going 4-1 with a 2.43 ERA and a 83-8 strikeout-to-walk ratio over 63 innings ... Allowed three earned runs or fewer in nine-of-10 starts, and allowed one earned run or fewer in half of his starts ... Reached double-digit strikeouts four times, and added a pair of 9-K performances ... Best start of the summer came on Jul. 6 at Portland, as he struck out 10 while allowing just two hits over seven shutout frames ... Struck out nine, gave up just three hits over eight scoreless against Yakima Valley on Jul. 16 ... Completed at least six innings in all but one appearance ... Pinch-hit and played center field against Ridgefield on Jun. 2, singling in both of his plate appearances (his only two PAs of the summer).

Orange Coast College (2020-21)

Spent two seasons at OCC in Costa Mesa, Calif. ... Had a breakout campaign in 2021, earning Orange Empire Conference Pitcher of the Year honors ... Over seven starts spanning 46 innings, went 6-0 with a 1.57 ERA and 57 strikeouts ... Didn't allow a home run the entire season ... Allowed two earned runs or fewer in each of his seven outings ... Standout performances came against Irvine Valley on Apr. 23 (7 IP, 0 R, 3 H, 10 K), Golden West on Apr. 30 (6 IP, 1 ER, 11 K), and Santa Ana on May 28 (CG, 0 R, 5 H, 9 K) ... Threw 15 2/3 innings as a true freshman in 2020 before the season was wiped out to due to COVID.

High School

Played high school baseball at Newport Harbor High School in Newport Beach, Calif.

Personal

Richard Kelly Austin was born in 2000 to parents Kelly and Ronda in Orange, Calif. ... Has one sister, Clare ... Chose UCLA because "of their amazing track record on the field and in the classroom" ... Lists Sony Gray and Zack Greinke as his favorite athletes ... Describes his first outing at OCC as his greatest pre-UCLA athletic thrill ... Enjoys surfing and playing guitar ... Studying applied mathematics at UCLA ... Aspires to be a coach and math teacher.

FUTURE BRUINS

UCLA BASEBALL SIGNS 13 PLAYERS FOR 2022-23 YEAR

John Savage signed 13 top players to NLIs during the early signing period in fall 2021. Aided by recruiting coordinator Bryant Ward, the Bruins' latest class feature seven pitchers and six position players. The group features seven players ranked inside the top-500 nationally as judged by Perfect Game.

Michael Barnett

Lafayette, Calif. (College Park HS) - RHP - 6-4, 175 - R/R

- Awards/Stats: Had a 1.91 ERA during his junior year in high school ... Participated in the 2021 Area Code Games, playing for the A's ... Played with Canes Baseball ... Also played travel ball with Zoots Baseball.
- Savage Says: "Michael is just beginning his progression into a high-end prospect. He displayed a repeatable delivery, and is only going to get better. He's very competitive."

Payton Brennan

Rocklin, Calif. (Rocklin HS) - OF - 6-3, 198 - L/R

- Awards/Stats: In the state of California, ranked the No. 7 outfielder and No. 36 prospect overall ... Nationally, is the No. 54-ranked outfielder and No. 283 prospect overall ... Two-time Preseason Underclass All-American ... Invited to compete at the 2020 Junior National Showcase and 2021 National Showcase ... Won a WWBA Championship in 2021 with CBA Marucci ... Hit .391 during his junior season in high school.
- Savage Says: "Payton is an athletic, left-handed hitter who can hit the ball all over the field. He has tremendous instincts with a big upside."

Toussaint Bythewood

Encino, Calif. (Harvard-Westlake School) - OF - 6-2, 175 - R/R

- Awards/Stats: In the state of California, ranked the No. 8 outfielder and No. 37 prospect overall ... Nationally, is the No. 56-ranked outfielder and No. 290 prospect overall ... 2021 Preseason Underclass All-American ... Made four Showcase Top Prospect Lists over the 2020-21 year ... Helped Harvard-Westlake to the 2021 CIF-SS Division 1 Championship ... Was named Mission League MVP and First Team All-League after his junior season in 2021 ... Invited to the 2021 Area Code Games.
- Savage Says: "Toussaint has high barrel awareness and an advanced feel for the strike zone. He's a natural hitter who hits the ball over the field, and is a competitor who will be a great Bruin."

Cody Delvecchio

San Marcos, Calif. (Mission Hills HS) - RHP - 6-0, 170 - R/R

- Awards/Stats: In the state of California, ranked the No. 24 RHP and No. 64 prospect overall ... Two-time Preseason Underclass All-American ... Played in the 2021 Padres High School All-Star Game at Petco Park ... Was 10-1 with a 1.86 ERA in his junior season at Mission Hills High School, striking out 119 batters in 75 1/3 innings ... Has a career 2.22 ERA over three varsity high school seasons ... Named to the California All-State Team in 2021 by Cal-Hi Sports.
- Savage Says: "Cody has been one of the best performers in the state of California over his high school career. He is a natural winner who loves to compete anytime, anywhere. A real winner."

Chris Grothues

Anaheim, Calif. (Servite HS) - LHP - 6-2, 180 - L/L

- Awards/Stats: In the state of California, ranked the No. 14 LHP ... Two-time Preseason Underclass All-American ... Four-year varsity letterwinner at Servite ... Made the team's rotation as a freshman, and has been a mainstay ever since ... Had a 2.60 ERA as a freshman en route to First Team All-Trinity League honors ... Participated in the 2020 Area Code Games.
- Savage Says: "Chris comes from a very good program that develops players and pitchers in Servite High School. He's a very competitive left-hander."

Jarrold Hocking

Anaheim, Calif. (Servite HS) - OF - 5-10, 180 - R/R

- Awards/Stats: In the state of California, ranked the No. 4 outfielder and No. 19 prospect overall ... Nationally, is the No. 34-ranked outfielder No. 142 prospect overall ... 2021 Preseason Underclass All-American ... Made six All-Tournament Teams on the showcase circuit during his prep career ... Three-year varsity letterwinner at Servite ... Was hitting .345 in 2020 before COVID interrupted the high school season.
- Savage Says: "Jarrod brings right-handed power with solid game speed. He has tremendous passion to play and get better, and we really like we he can do on both sides of the ball."

Ben Jacobs

Huntington Beach, Calif. (Huntington Beach HS) - LHP - 6-0, 175 - L/L

- Awards/Stats: Awards/Stats: In the state of California, ranked the No. 6 LHP and No. 44 prospect overall ... Nationally, is the No. 50-ranked southpaw and No. 393 prospect overall ... 2021 Preseason Underclass All-American ... Made four All-Tournament Teams during the 2020-21 year, including three while playing with CBA Marucci ... Invited to the 2021 Area Code Games.
- Savage Says: "Ben comes from one of the best high school programs on the west coast. He's well-schooled and will be a great addition to our left-handed pitching group."

Finn McIlroy

Carlsbad, Calif. (Carlsbad HS) - RHP - 6-6, 225 - R/R

- Awards/Stats: In the state of California, ranked the No. 19 RHP and No. 48 prospect overall ... Two-time Preseason Underclass All-American ... Made the All-Tournament Team at the 2020 PG 17U West World Series ... Was 3-1 with a 1.83 during his junior season in high school ... Invited to the 2020 Area Code Games.
- Savage Says: "Finn is a big right-handed pitcher who will display above-average stuff. His ability to tunnel his pitches is what caught our attention. We see a big future for him."

Jack O'Connor

Rancho Palos Verdes, Calif. (Palos Verdes HS) - RHP - 6-2, 185 - R/R

- Awards/Stats: Two-time Preseason Underclass All-American ... Played club ball with the Playa Vista Orioles ... Competed at the 2021 PG 17U World Series in Surprise, Ariz.
- Savage Says: "Jack is a natural strike-thrower who competes pitch to pitch. I'm looking forward to watching a healthy version of him this spring."

Chris Paciolla

Temecula, Calif. (Temecula Valley HS) - INF - 6-2, 165 - R/R

- Awards/Stats: In the state of California, ranked the No. 6 shortstop and No. 38 prospect overall ... Nationally, is the No. 69-ranked shortstop and No. 310 prospect overall ... Three-time Preseason Underclass All-American ... Made the All-Tournament Team at the 2021 WWBA World Championship ... Is a .395 career hitter in high school so far, including a .419 average as a freshman ... Participated in the USA Baseball National Team Development Program.
- Savage Says: "Chris is a dynamic offensive player, has terrific hand-eye, and will be able to have the ability to hit for average as well as power. He has tremendous barrel awareness."

Keenan Proctor

Highlands Ranch, Colo. (Valor Christian HS) - OF - 6-1, 175 - L/R

- Awards/Stats: In the state of Colorado, ranked the No. 2 outfielder and No. 7 prospect overall ... Nationally, is the No. 98-ranked outfielder ... 2021 Preseason Underclass All-American ... Batted .414 with four home runs in 19 games as a high school junior ... Career .354 hitter in high school through his junior year.
- Savage Says: "Keenan is an exceptional runner who is really putting his speed into his baseball abilities. He's a left-handed hitter who will be able to get on base and create havoc."

Ian Ritchie Jr.

Bainbridge Island, Wash. (Bainbridge Island HS) - RHP - 6-2, 180 - R/R

- Awards/Stats: Is the top-ranked player, and pitcher, in the state of Washington per Perfect Game ... Nationally, is the No. 6-ranked right-handed pitcher and No. 28 player overall ... Three-time Preseason Underclass All-American in high school ... Invited to the Perfect Game Underclass All-American Games in 2020 and 2021, then graduated to the All-American Classic and PG National Showcase in 2021 ... Named to the Top Prospect Team at the 2021 National Showcase, one of five Top Prospect Teams he's qualified for so far during his prep career ... Won three WWBA Championships with Canes Baseball ... Named Olympic League MVP after his junior year of high school ... Threw a no-hitter with 18 strikeouts against Central Kitsap to lead Bainbridge Island to a league title in 2021.
- Savage Says: "We believe JR is one of the top right-handed pitchers in the country. His talent matches his make-up. He's a tremendous performer who loves the big stage. JR is the ideal UCLA baseball player in so many ways."

Andrew Walters

Chino, Calif. (Corona HS) - INF - 6-1, 185 - R/R

- Awards/Stats: In the state of California, ranked the No. 9 shortstop and No. 57 prospect overall ... Invited to the 2021 Area Code Games ... Two-time Preseason Underclass All-American ... Won a pair of WWBA Championships with CBA Marucci.
- Savage Says: "Andrew is a physical infielder who can hit with power and play defense at a very high level. We expect him to have an impact right away at UCLA."

2021 OVERALL STATS



The Automated ScoreBook Overall Statistics for UCLA (as of Jun 06, 2021) (All games Sorted by Batting avg)



Record: 37-20 Home: 21-9 Away: 14-9 Neutral: 2-2 Pac-12: 18-12

Player	avg	gp-gs	ab	r	h	2b	3b	hr	rbi	tb	slg%	bb	hp	so	gdp	ob%	sf	sh	sb-att	po	a	e	fld%
7 Schwartz, JT	.396	44-44	164	44	65	12	1	8	45	103	.628	37	8	28	3	.514	5	0	1-1	337	23	6	.984
4 Kendall, Kevin	.356	56-56	247	58	88	17	3	4	37	123	.498	18	8	35	0	.413	3	1	10-16	111	23	3	.978
1 McLain, Matt	.333	47-46	183	47	61	14	2	9	36	106	.579	34	3	34	1	.434	6	0	9-10	80	114	7	.965
16 Cuellar, Kyle	.289	38-34	128	21	37	5	0	3	25	51	.398	22	6	26	2	.409	3	2	1-1	49	1	0	1.000
6 Curialle, Michael	.285	55-49	186	29	53	14	3	1	36	76	.409	18	8	55	2	.366	4	4	3-6	88	17	1	.991
25 Cardenas, Noah	.268	57-56	213	42	57	12	1	5	32	86	.404	22	14	43	8	.371	2	0	2-2	472	51	5	.991
32 Hahn, Josh	.250	39-27	100	17	25	4	1	4	26	43	.430	19	2	28	2	.377	1	1	1-1	1	0	0	1.000
44 Karros, Kyle	.243	55-55	202	34	49	9	1	3	25	69	.342	13	1	45	2	.292	0	11	1-1	87	80	5	.971
10 Perez, Mikey	.231	57-57	212	52	49	13	0	11	38	95	.448	29	9	47	3	.347	1	3	4-5	70	137	5	.976

9 Perry, Darius	.333	2-1	3	1	1	0	0	0	0	1	.333	2	0	1	0	.600	0	0	0-0	7	1	0	1.000
11 Moberg, Jake	.297	20-9	37	7	11	2	0	1	10	16	.432	9	2	15	0	.449	1	0	0-0	4	9	0	1.000
12 Dean, Emanuel	.292	14-7	24	1	7	0	1	0	6	9	.375	2	0	12	0	.346	0	0	0-0	10	1	1	.917
8 Silva, Jarron	.288	29-16	66	12	19	2	0	0	10	21	.318	10	2	11	1	.397	0	5	2-2	22	0	0	1.000
38 Caulfield, Pat	.286	35-19	70	15	20	3	0	2	16	29	.414	11	4	19	3	.402	2	1	4-6	20	0	1	.952
15 Vaughns, JonJon	.239	34-17	67	19	16	5	0	5	14	36	.537	9	5	28	0	.370	0	2	1-2	43	2	2	.957
5 Reyes, Daylen	.200	10-1	10	3	2	0	0	0	1	2	.200	3	1	4	0	.429	0	0	0-0	1	0	0	1.000
27 Filby, Jack	.188	30-11	48	10	9	1	0	1	12	13	.271	22	1	10	1	.451	0	1	1-1	50	5	1	.982
36 Beres, Tommy	.143	9-1	7	1	1	0	0	0	0	1	.143	1	0	2	1	.250	0	0	0-0	35	2	0	1.000
18 Yates, Carson	.136	13-7	22	3	3	0	1	0	2	5	.227	2	0	12	0	.208	0	1	0-0	9	0	0	1.000
Totals	.288	57	1989	416	573	113	14	57	371	885	.445	283	74	455	29	.392	28	32	40-54	1524	512	43	.979
Opponents	.241	57	1911	264	460	85	17	41	252	702	.367	190	39	530	27	.320	15	22	26-40	1488	492	69	.966

LOB - Team (503), Opp (389). DPs turned - Team (33), Opp (33). CI - Team (0), Opp (1). IBB - Team (10), Schwartz 4, McLain 2, Cardenas 1, Filby 1, Kendall 1, Hahn 1, Opp (7). Picked off - Silva 1, Kendall 1, Caulfield 1.

(All games Sorted by Earned run avg)

Player	era	w-l	app	gs	cg	sho	sv	ip	h	r	er	bb	so	2b	3b	hr	b/avg	wp	hp	bk	sfa	sha
3 Mullen, Sean	3.39	9-1	23	13	0	0/2	2	77.0	65	33	29	38	89	9	1	7	.231	1	7	2	3	3
55 Bergin, Jesse	4.18	6-4	16	16	0	0/1	0	79.2	85	50	37	23	65	17	2	7	.273	4	5	0	2	1
24 Pettway, Zach	4.56	3-5	15	14	1	0/1	0	79.0	76	43	40	16	74	17	2	8	.257	2	5	0	2	7

20 Rajcic, Max	1.65	2-1	24	0	0	0/2	7	32.2	23	10	6	8	36	4	3	1	.185	0	2	0	2	0
28 Chaidez, Adrian	2.20	3-0	30	0	0	0/1	0	32.2	14	8	8	17	48	2	1	2	.128	4	1	0	0	0
33 Saum, Jake	3.15	2-2	17	0	0	0/0	1	20.0	16	9	7	3	23	3	0	0	.219	0	3	0	0	1
19 Karros, Jared	3.33	2-1	7	3	0	0/0	0	27.0	21	11	10	5	32	3	3	2	.216	2	2	0	1	3
14 Harrison, Charles	3.55	0-0	16	0	0	0/0	0	12.2	13	5	5	3	12	4	0	1	.271	1	0	0	2	0
29 Townsend, Michael	3.75	2-1	36	0	0	0/3	0	36.0	38	16	15	9	35	5	1	2	.268	4	4	0	0	3
43 Colwell, Daniel	4.33	2-1	26	0	0	0/1	0	27.0	29	16	13	8	23	4	1	1	.287	3	4	0	0	2
35 Mora, Kyle	4.81	2-2	21	1	0	0/1	1	24.1	27	17	13	12	21	8	0	0	.270	1	1	0	0	1
34 Brooks, Jake	5.31	2-0	16	3	0	0/1	0	20.1	22	13	12	6	18	2	1	4	.272	1	2	0	2	0
32 Hahn, Josh	6.75	0-0	2	0	0	0/0	0	1.1	2	1	1	0	2	0	0	1	.333	0	0	0	0	0
30 Nastrini, Nick	6.89	2-2	12	7	0	0/1	0	31.1	19	25	24	38	48	4	1	3	.168	9	2	2	0	1
27 Filby, Jack	9.00	0-0	7	0	0	0/0	0	7.0	10	7	7	4	4	3	1	2	.345	0	1	0	1	0
Totals	3.95	37-20	57	57	1	4/4	11	508.0	460	264	223	190	530	85	17	41	.241	32	39	4	15	22
Opponents	6.48	20-37	57	57	0	0/0	10	496.0	573	416	357	283	455	113	14	57	.288	62	74	6	28	32

PB - Team (8), Cardenas 6, Beres 2, Opp (10). Pickoffs - Team (10), Cardenas 3, Bergin 2, Saum 2, Colwell 2, Nastrini 1, Opp (3). SBA/ATT - Cardenas (23-37), Pettway (4-6), Bergin (3-5), Mullen (2-5), Townsend (3-4), Harrison (3-3), Colwell (2-3), Mora (2-3), Filby (1-2), Beres (2-2), Karros, J (1-2), Rajcic (2-2), Chaidez (0-2), Nastrini (1-1), Brooks (1-1).

2021 GAME-BY-GAME RESULTS

The Automated ScoreBook Game Results for UCLA (as of Jul 15, 2021) (All games)

Date	Opponent	Score	Inns	Overall	Pac-12	Pitcher of record	Attend	Time
Feb 19, 2021	SAN FRANCISCO	L 2-6	9	0-1-0	0-0-0	Karros, J (L 0-1)	0	3:44
Feb 20, 2021	SAN FRANCISCO	w 8-2	9	1-1-0	0-0-0	Bergin (W 1-0)	0	3:12
Feb 21, 2021	SAN FRANCISCO	L 3-8	9	1-2-0	0-0-0	Saum (L 0-1)	0	3:39
Feb 23, 2021	LOYOLA MARYMOUNT	w 5-2	9	2-2-0	0-0-0	Mullen (W 1-0)	0	2:42
Feb 26, 2021	UC IRVINE	w 4-3	9	3-2-0	0-0-0	Mora (W 1-0)	0	3:18
Feb 27, 2021	at UC Irvine	L 3-7	9	3-3-0	0-0-0	Bergin (L 1-1)	0	3:06
Feb 28, 2021	UC IRVINE	w 4-0	9	4-3-0	0-0-0	Nastrini (W 1-0)	0	2:40
Mar 02, 2021	CAL ST. FULLERTON	w 14-1	9	5-3-0	0-0-0	Mullen (W 2-0)	0	2:53
Mar 05, 2021	PEPPERDINE	w 16-8	9	6-3-0	0-0-0	Karros, J (W 1-1)	0	3:19
Mar 06, 2021	CAL ST. FULLERTON	w 6-1	9	7-3-0	0-0-0	Bergin (W 2-1)	0	3:01
Mar 07, 2021	USC	w 10-1	9	8-3-0	0-0-0	Nastrini (W 2-0)	0	3:01
Mar 09, 2021	at Cal St. Fullerton	w 6-2	9	9-3-0	0-0-0	Mullen (W 3-0)	0	3:28
Mar 12, 2021	at Cal Poly	L 4-5	9	9-4-0	0-0-0	Saum (L 0-2)	0	3:22
Mar 13, 2021	at Cal Poly	w 13-12	9	10-4-0	0-0-0	Bergin (W 3-1)	0	4:10
Mar 14, 2021	at Cal Poly	L 5-8	9	10-5-0	0-0-0	Nastrini (L 2-1)	0	3:22
* Mar 19, 2021	#17 ARIZONA	w 3-2	9	11-5-0	1-0-0	Mullen (W 4-0)	0	3:07
* Mar 20, 2021	#17 ARIZONA	L 3-7	9	11-6-0	1-1-0	Mora (L 1-1)	0	3:49
* Mar 21, 2021	#17 ARIZONA	w 11-3	9	12-6-0	2-1-0	Saum (W 1-2)	0	3:45
Mar 23, 2021	LOYOLA MARYMOUNT	w 13-6	9	13-6-0	2-1-0	Chaidez (W 1-0)	0	3:22
* Mar 26, 2021	at USC	L 4-5	9	13-7-0	2-2-0	Mullen (L 4-1)	0	3:00
* Mar 27, 2021	at USC	w 6-3	9	14-7-0	3-2-0	Saum (W 2-2)	0	3:10
* Mar 28, 2021	at USC	w 13-1	9	15-7-0	4-2-0	Karros, J (W 2-1)	0	3:06
* Apr 01, 2021	WASHINGTON	L 6-8	9	15-8-0	4-3-0	Pettway (L 0-1)	0	3:18
* Apr 02, 2021	WASHINGTON	L 6-7	9	15-9-0	4-4-0	Nastrini (L 2-2)	0	3:14
* Apr 03, 2021	WASHINGTON	w 13-2	9	16-9-0	5-4-0	Mullen (W 5-1)	0	2:43
* Apr 09, 2021	at Stanford	L 2-6	9	16-10-0	5-5-0	Pettway (L 0-2)	136	2:34
* Apr 10, 2021	at Stanford	L 6-11	9	16-11-0	5-6-0	Bergin (L 3-2)	160	3:35
* Apr 11, 2021	at Stanford	w 6-1	9	17-11-0	6-6-0	Mullen (W 6-1)	155	3:18
Apr 13, 2021	LOYOLA MARYMOUNT	w 12-2	9	18-11-0	6-6-0	Colwell (W 1-0)	0	3:25
* Apr 16, 2021	UTAH	w 20-0	9	19-11-0	7-6-0	Pettway (L 1-2)	74	3:26
* Apr 17, 2021	UTAH	w 13-3	9	20-11-0	8-6-0	Mullen (W 7-1)	78	3:01
* Apr 18, 2021	UTAH	w 9-2	9	21-11-0	9-6-0	Bergin (W 4-2)	71	2:53
Apr 20, 2021	at Pepperdine	w 5-4	9	22-11-0	9-6-0	Colwell (W)	60	3:20
* Apr 23, 2021	at #14 Oregon	L 3-5	9	22-12-0	9-7-0	Pettway (L 1-3)	641	2:36
* Apr 24, 2021	at #14 Oregon	L 2-3	(10)	22-13-0	9-8-0	Rajcic (L 0-1)	641	3:37
* Apr 25, 2021	at #14 Oregon	w 7-6	(10)	23-13-0	10-8-0	Rajcic (W 1-1)	641	3:47
* Apr 30, 2021	OREGON STATE	w 6-5	(10)	24-13-0	11-8-0	Rajcic (W 2-1)	92	3:53
* May 01, 2021	OREGON STATE	w 2-0	9	25-13-0	12-8-0	Mullen (W 8-1)	116	2:52
* May 02, 2021	OREGON STATE	L 3-5	9	25-14-0	12-9-0	Bergin (L 4-3)	106	2:52
* May 07, 2021	at Washington State	L 2-5	9	25-15-0	12-10-0	Townsend (L 0-1)	0	2:39
* May 08, 2021	at Washington State	w 7-6	9	26-15-0	13-10-0	Townsend (W 1-1)	0	4:15
* May 09, 2021	at Washington State	w 16-7	9	27-15-0	14-10-0	Townsend (W 2-1)	0	3:42
May 11, 2021	at Loyola Marymount	w 9-8	9	28-15-0	14-10-0	Brooks (W 1-0)	60	4:01
May 14, 2021	UC SANTA BARBARA	L 4-10	9	28-16-0	14-10-0	Pettway (L 1-4)	89	3:27
May 15, 2021	at UC Santa Barbara	w 5-2	9	29-16-0	14-10-0	Mullen (W 9-1)	120	3:05
May 16, 2021	UC SANTA BARBARA	w 11-3	9	30-16-0	14-10-0	Chaidez (W 2-0)	124	3:26
May 18, 2021	NEVADA	w 11-3	9	31-16-0	14-10-0	Brooks (W 2-0)	113	3:01
* May 21, 2021	CALIFORNIA	L 2-14	9	31-17-0	14-11-0	Pettway (L 1-5)	122	3:11
* May 22, 2021	CALIFORNIA	L 2-4	9	31-18-0	14-12-0	Colwell (L 2-1)	134	3:31
* May 23, 2021	CALIFORNIA	w 7-4	9	32-18-0	15-12-0	Bergin (W 5-3)	134	3:10
* May 27, 2021	at #21 Arizona State	w 21-9	9	33-18-0	16-12-0	Pettway (W 2-5)	1780	3:45
* May 28, 2021	at #21 Arizona State	w 8-5	9	34-18-0	17-12-0	Chaidez (W 3-0)	2354	3:06
* May 29, 2021	at #21 Arizona State	w 3-0	9	35-18-0	18-12-0	Bergin (W 6-3)	1724	2:04
Jun 04, 2021	vs North Carolina	L 4-5	9	35-19-0	18-12-0	Bergin (L 6-4)	4606	3:21
Jun 05, 2021	vs Army	w 13-6	9	36-19-0	18-12-0	Mora (W 2-1)	4737	3:44
Jun 06, 2021	vs North Carolina	w 12-2	9	37-19-0	18-12-0	Pettway (W 3-5)	0	3:27
Jun 06, 2021	at #8 Texas Tech	L 2-8	9	37-20-0	18-12-0	Mora (L 2-2)	4737	3:35

* = Conference game
() extra inning game

2021 GAME-BY-GAME LINES SCORES

GAME 1: San Francisco 6, No. 2 UCLA 2

Feb. 19 at Jackie Robinson Stadium

	1	2	3	4	5	6	7	8	9	R	H	E
USF	0	0	0	2	1	0	0	1	2	6	10	1
UCLA	0	0	1	0	0	1	0	0	0	2	5	1

WP: Bourassa (1-0) LP: Karros (0-1)

Time: 3:44 Attendance: --

GAME 2: No. 2 UCLA 8, San Francisco 2

Feb. 20 at Jackie Robinson Stadium

	1	2	3	4	5	6	7	8	9	R	H	E
USF	0	0	0	0	0	0	0	1	1	2	6	1
UCLA	0	4	0	0	3	0	1	0	X	8	11	0

WP: Bergin (1-0) LP: Mollerus (0-1)

Time: 3:12 Attendance: --

GAME 3: San Francisco 8, No. 2 UCLA 3

Feb. 21 at Jackie Robinson Stadium

	1	2	3	4	5	6	7	8	9	R	H	E
USF	0	1	1	0	0	0	1	1	4	8	10	1
UCLA	1	2	0	0	0	0	0	0	0	3	6	3

WP: Lee (1-0) LP: Saum (0-1) SV: Barron (1)

Time: 3:39 Attendance: --

GAME 4: No. 8 UCLA 5, Loyola Marymount 2

Feb. 23 at Jackie Robinson Stadium

	1	2	3	4	5	6	7	8	9	R	H	E
LMU	0	2	0	0	0	0	0	0	0	2	6	1
UCLA	0	0	0	0	0	4	1	0	X	5	10	1

WP: Mullen (1-0) LP: Burge (0-2) SV: Mora (1)

Time: 2:42 Attendance: --

GAME 5: No. 8 UCLA 4, UC Irvine 3

Feb. 26 at Jackie Robinson Stadium

	1	2	3	4	5	6	7	8	9	R	H	E
UCI	1	0	0	2	0	0	0	0	0	3	5	1
UCLA	0	1	0	0	0	0	2	0	1	4	6	2

WP: Mora (1-0) LP: Ibarra (0-1)

Time: 3:18 Attendance: --

GAME 6: UC Irvine 7, No. 8 UCLA 3

Feb. 27 at Anteater Ballpark in Irvine, Calif.

	1	2	3	4	5	6	7	8	9	R	H	E
UCLA	0	0	0	1	1	0	0	0	1	3	5	1
UCI	4	0	3	0	0	0	0	0	X	7	11	0

WP: Frias (1-0) LP: Bergin (1-1)

Time: 3:06 Attendance: --

GAME 7: No. 8 UCLA 4, UC Irvine 3

Feb. 28 at Jackie Robinson Stadium

	1	2	3	4	5	6	7	8	9	R	H	E
UCI	0	0	0	0	0	0	0	0	0	0	3	0
UCLA	1	0	0	0	0	0	3	0	X	4	5	0

WP: Nastrini (1-0) LP: Pinto (0-1)

Time: 2:40 Attendance: --

GAME 8: No. 8 UCLA 14, Cal St. Fullerton 1

Mar. 2 at Jackie Robinson Stadium

	1	2	3	4	5	6	7	8	9	R	H	E
CSF	0	0	0	0	1	0	0	0	0	1	2	3
UCLA	2	4	2	1	5	0	0	0	X	14	10	1

WP: Mullen (2-0) LP: Rodriguez (0-1)

Time: 2:53 Attendance: --

GAME 9: No. 8 UCLA 16, Pepperdine 8

Mar. 5 at Jackie Robinson Stadium

	1	2	3	4	5	6	7	8	9	R	H	E
PEPP	3	0	0	0	1	0	0	4	0	8	12	0
UCLA	0	2	0	2	1	1	3	7	X	16	12	0

WP: Karros (1-1) LP: Hinkel (0-2) SV: Mullen (1)

Time: 3:19 Attendance: --

GAME 10: No. 8 UCLA 6, Cal St. Fullerton 1

Mar. 6 at Jackie Robinson Stadium

	1	2	3	4	5	6	7	8	9	R	H	E
CSF	0	0	0	0	0	0	1	0	0	1	6	2
UCLA	0	0	2	2	0	1	1	0	X	6	9	0

WP: Bergin (2-1) LP: Luckham (1-2)

Time: 3:01 Attendance: --

GAME 11: No. 8 UCLA 10, USC 1

Mar. 7 at Jackie Robinson Stadium

	1	2	3	4	5	6	7	8	9	R	H	E
USC	0	0	0	0	0	0	0	0	1	1	3	4
UCLA	0	0	2	3	0	0	0	5	X	10	12	0

WP: Nastrini (2-0) LP: Cornwell (1-1) SV: Saum (1)

Time: 3:01 Attendance: --

GAME 12: No. 6 UCLA 6, Cal State Fullerton 2

Mar. 9 at Goodwin Field in Fullerton, Calif.

	1	2	3	4	5	6	7	8	9	R	H	E
UCLA	0	0	1	3	0	0	0	0	2	6	7	1
CSF	0	0	0	0	0	2	0	0	0	2	6	2

WP: Mullen (3-0) LP: Gomez (0-1)

Time: 3:28 Attendance: --

GAME 13: Cal Poly 5, No. 6 UCLA 4

Mar. 12 at Baggett Stadium in San Luis Obispo, Calif.

	1	2	3	4	5	6	7	8	9	R	H	E
UCLA	1	0	2	0	0	0	0	1	0	4	10	2
CP	0	0	0	2	0	2	0	1	X	5	7	0

WP: Villalobos (1-0) LP: Saum (0-2)

Time: 3:22 Attendance: --

GAME 14: No. 6 UCLA 13, Cal Poly 12

Mar. 13 at Baggett Stadium in San Luis Obispo, Calif.

	1	2	3	4	5	6	7	8	9	R	H	E
UCLA	0	4	5	2	0	1	0	0	1	13	15	1
CP	5	0	0	0	0	5	0	0	2	12	17	3

WP: Bergin (3-1) LP: Warrecker (0-1) SV: Mullen (2)

Time: 4:10 Attendance: --

GAME 15: Cal Poly 8, No. 6 UCLA 5

Mar. 14 at Baggett Stadium in San Luis Obispo, Calif.

	1	2	3	4	5	6	7	8	9	R	H	E
UCLA	2	0	0	0	0	1	0	1	1	5	11	1
CP	2	2	0	0	2	1	0	1	X	8	9	1

WP: Alvarez (3-0) LP: Nastrini (2-1) SV: Woo (1)

Time: 3:22 Attendance: --

GAME 16: No. 11 UCLA 3, No. 17 Arizona 2

Mar. 19 at Jackie Robinson Stadium

	1	2	3	4	5	6	7	8	9	R	H	E
ARIZ	0	0	0	0	0	0	0	2	0	2	6	1
UCLA	0	0	0	2	0	0	0	0	1	3	6	1

WP: Mullen (4-0) LP: Price (1-1)

Time: 3:07 Attendance: --

GAME 17: No. 17 Arizona 7, No. 11 UCLA 3

Mar. 20 at Jackie Robinson Stadium

	1	2	3	4	5	6	7	8	9	R	H	E
ARIZ	0	2	0	1	0	0	0	1	3	7	10	3
UCLA	0	0	0	0	0	1	2	0	0	3	9	0

WP: Cooper (1-0) LP: Mora (1-1) SV: Vannelle (3)

Time: 3:49 Attendance: --

GAME 18: No. 11 UCLA 11, No. 17 Arizona 3

Mar. 21 at Jackie Robinson Stadium

	1	2	3	4	5	6	7	8	9	R	H	E
ARIZ	2	0	0	0	0	0	1	0	0	3	4	1
UCLA	0	1	1	1	2	4	2	0	X	11	13	1

WP: Saum (1-2) LP: Flanagan (0-2)

Time: 3:45 Attendance: --

GAME 19: No. 10 UCLA 13, Loyola Marymount 6

Mar. 23 at Jackie Robinson Stadium

	1	2	3	4	5	6	7	8	9	R	H	E
LMU	3	2	1	0	0	0	0	0	0	6	10	2
UCLA	8	1	4	0	0	0	0	0	X	13	17	0

WP: Chaidez (1-0) LP: Hackman (1-2)

Time: 3:22 Attendance: --

GAME 20: USC 5, No. 10 UCLA 4

Mar. 26 at Dedeaux Field in Los Angeles, Calif.

	1	2	3	4	5	6	7	8	9	R	H	E
UCLA	0	1	0	0	1	0	2	0	0	4	10	1
USC	0	1	0	0	0	0	0	0	4	5	6	0

WP: Clarke (2-0) LP: Mullen (4-1)

Time: 3:00 Attendance: --

GAME 21: No. 10 UCLA 6, USC 3

Mar. 27 at Dedeaux Field in Los Angeles, Calif.

	1	2	3	4	5	6	7	8	9	R	H	E
UCLA	0	0	0	2	1	0	0	2	1	6	11	3
USC	0	0	0	1	1	0	0	1	0	3	5	1

WP: Saum (2-2) LP: Champlain (1-2) SV: Rajcic (1)

Time: 3:10 Attendance: --

GAME 22: No. 10 UCLA 13, USC 1

Mar. 28 at Dedeaux Field in Los Angeles, Calif.

	1	2	3	4	5	6	7	8	9	R	H	E
UCLA	0	2	0	2	5	3	0	0	1	13	12	1
USC	0	1	0	0	0	0	0	0	0	1	3	0

WP: Karros (2-1) LP: Cornwell (3-2)

Time: 3:06 Attendance: --

GAME 23: Washington 8, No. 9 UCLA 6

Apr. 1 at Jackie Robinson Stadium

	1	2	3	4	5	6	7	8	9	R	H	E
WASH	3	0	0	0	2	0	1	1	1	8	11	1
UCLA	1	0	0	0	0	0	0	5	0	6	6	2

WP: Gerling (1-2) LP: Pettway (0-1) SV: Delorefice (2)

Time: 3:18 Attendance: --

GAME 24: Washington 7, No. 9 UCLA 6

Apr. 2 at Jackie Robinson Stadium

	1	2	3	4	5	6	7	8	9	R	H	E
WASH	0	0	0	1	0	6	0	0	0	7	10	2
UCLA	0	0	0	0	5	0	0	0	1	6	6	2

WP: Lamb (2-1) LP: Nastrini (2-2) SV: Bloebaum (2)

Time: 3:14 Attendance: --

GAME 25: No. 9 UCLA 13, Washington 2

Apr. 3 at Jackie Robinson Stadium

	1	2	3	4	5	6	7	8	9	R	H	E
WASH	0	0	1	0	0	1	0	0	0	2	5	2
UCLA	0	0	4	2	4	0	0	3	X	13	13	0

WP: Mullen (5-1) LP: Weeldreyer (0

2021 GAME-BY-GAME LINE SCORES

GAME 31: No. 25 UCLA 13, Utah 3

Apr. 17 at Jackie Robinson Stadium

	1	2	3	4	5	6	7	8	9	R	H	E
UTAH	0	0	0	0	0	1	2	0	0	3	5	1
UCLA	0	2	1	0	1	7	0	2	X	13	15	0

WP: Mullen (7-1) LP: Robeniol (1-4)

Time: 3:01 Attendance: 78

GAME 32: No. 25 UCLA 9, Utah 2

Apr. 18 at Jackie Robinson Stadium

	1	2	3	4	5	6	7	8	9	R	H	E
UTAH	0	0	0	2	0	0	0	0	0	2	7	1
UCLA	2	1	2	0	1	2	1	0	X	9	12	0

WP: Bergin (4-2) LP: Watson (2-5)

Time: 2:53 Attendance: 71

GAME 33: UCLA 5, Pepperdine 4

Apr. 20 at Eddy D. Field Stadium in Malibu, Calif.

	1	2	3	4	5	6	7	8	9	R	H	E
UCLA	1	0	3	1	0	0	0	0	0	5	12	0
PEPP	3	0	0	0	0	0	0	0	1	4	5	1

WP: Colwell (2-0) LP: Schwartz (1-1) SV: Rajcic (2)

Time: 3:20 Attendance: 60

GAME 34: No. 13 Oregon 5, UCLA 3

Apr. 23 at PK Park in Eugene, Ore.

	1	2	3	4	5	6	7	8	9	R	H	E
UCLA	0	0	1	0	0	0	0	0	2	3	7	1
ORE	0	0	0	0	0	1	4	0	X	5	6	0

WP: Ahlstrom (3-3) LP: Pettway (1-3) SV: Somers (7)

Time: 2:36 Attendance: 641

GAME 35: No. 13 Oregon 3, UCLA 2 (10)

Apr. 24 at PK Park in Eugene, Ore.

	1	2	3	4	5	6	7	8	9	10	R	H	E
UCLA	0	2	0	0	0	0	0	0	0	0	2	6	1
ORE	0	0	2	0	0	0	0	0	0	0	1	3	9

WP: Somers (1-0) LP: Rajcic (0-1)

Time: 3:37 Attendance: 641

GAME 36: UCLA 7, No. 13 Oregon 6 (10)

Apr. 25 at PK Park in Eugene, Ore.

	1	2	3	4	5	6	7	8	9	10	R	H	E
UCLA	0	1	0	0	0	2	1	1	0	2	7	10	1
ORE	1	1	0	0	0	3	0	0	0	1	6	11	0

WP: Rajcic (1-1) LP: Breaault (1-1)

Time: 3:47 Attendance: 641

GAME 37: UCLA 6, Oregon State 5 (10)

Apr. 30 at Jackie Robinson Stadium

	1	2	3	4	5	6	7	8	9	10	R	H	E
OSU	0	1	0	0	0	0	0	3	1	0	5	10	1
UCLA	0	0	0	1	0	0	0	0	4	1	6	7	0

WP: Rajcic (2-1) LP: Washburn (3-1)

Time: 3:53 Attendance: 92

GAME 38: UCLA 2, Oregon State 0

May 1 at Jackie Robinson Stadium

	1	2	3	4	5	6	7	8	9	R	H	E
OSU	0	0	0	0	0	0	0	0	0	0	5	0
UCLA	0	0	0	1	0	0	0	1	X	2	4	0

WP: Mullen (8-1) LP: Hjerpe (2-4) SV: Rajcic (3)

Time: 2:52 Attendance: 116

GAME 39: Oregon State 5, UCLA 3

May 2 at Jackie Robinson Stadium

	1	2	3	4	5	6	7	8	9	R	H	E
OSU	3	0	1	0	0	0	0	1	0	5	9	2
UCLA	2	0	0	0	1	0	0	0	0	3	6	4

WP: Pfennigs (3-0) LP: Bergin (3-4) SV: Mulholland (11)

Time: 2:52 Attendance: 106

GAME 40: Washington State 5, No. 25 UCLA 2

May 7 at Bailey-Brayton Field in Pullman, Wash.

	1	2	3	4	5	6	7	8	9	R	H	E
UCLA	0	0	0	0	2	0	0	0	0	2	6	0
WSU	0	0	0	0	0	2	0	3	X	5	5	2

WP: Barison (1-0) LP: Townsend (0-1)

Time: 2:39 Attendance: --

GAME 41: No. 25 UCLA 7, Washington State 6

May 8 at Bailey-Brayton Field in Pullman, Wash.

	1	2	3	4	5	6	7	8	9	R	H	E
UCLA	1	0	2	0	0	0	0	1	3	7	15	0
WSU	0	1	0	3	0	1	0	1	0	6	8	0

WP: Townsend (1-1) LP: Sierra (2-2) SV: Rajcic (4)

Time: 4:15 Attendance: --

GAME 42: No. 25 UCLA 16, Washington State 7

May 9 at Bailey-Brayton Field in Pullman, Wash.

	1	2	3	4	5	6	7	8	9	R	H	E
UCLA	3	1	2	5	0	3	0	1	1	16	16	0
WSU	4	1	0	0	2	0	0	0	0	7	10	3

WP: Townsend (2-1) LP: Barnum (0-1)

Time: 3:42 Attendance: --

GAME 43: No. 22 UCLA 9, Loyola Marymount 8

May 11 at Page Stadium in Los Angeles, Calif.

	1	2	3	4	5	6	7	8	9	R	H	E
UCLA	5	0	0	1	0	2	0	0	1	9	10	2
LMU	0	0	0	1	2	1	1	1	2	8	12	0

WP: Brooks (1-0) LP: Grimm (1-2) SV: Rajcic (5)

Time: 4:01 Attendance: 60

GAME 44: UC Santa Barbara 10, No. 22 UCLA 4

May 14 at Jackie Robinson Stadium

	1	2	3	4	5	6	7	8	9	R	H	E
UCSB	0	1	2	4	0	2	0	0	1	10	14	0
UCLA	0	0	0	0	1	0	0	1	2	4	15	2

WP: McGreevy (7-1) LP: Pettway (1-4)

Time: 3:27 Attendance: 89

GAME 45: No. 22 UCLA 5, UC Santa Barbara 2

May 15 at Caesar Uyesaka Stadium in Santa Barbara, Calif.

	1	2	3	4	5	6	7	8	9	R	H	E
UCLA	0	1	0	0	0	0	2	0	2	5	10	0
UCSB	1	0	0	0	0	0	1	0	0	2	4	1

WP: Mullen (9-1) LP: Boone (8-4) SV: Rajcic (6)

Time: 3:05 Attendance: 120

GAME 46: No. 22 UCLA 11, UC Santa Barbara 3

May 16 at Jackie Robinson Stadium

	1	2	3	4	5	6	7	8	9	R	H	E
UCSB	1	0	0	1	1	0	0	0	0	3	7	0
UCLA	1	3	0	0	0	0	7	0	X	11	10	1

WP: Chaidez (2-0) LP: Lewis (4-4)

Time: 3:26 Attendance: 124

GAME 47: No. 18 UCLA 11, Nevada 3

May 18 at Jackie Robinson Stadium

	1	2	3	4	5	6	7	8	9	R	H	E
NEV	1	0	0	0	0	2	0	0	0	3	8	0
UCLA	1	2	0	3	0	0	5	0	X	11	11	0

WP: Brooks (2-0) LP: Morris (3-2)

Time: 3:01 Attendance: 113

GAME 48: California 14, No. 18 UCLA 2

May 21 at Jackie Robinson Stadium

	1	2	3	4	5	6	7	8	9	R	H	E
CAL	1	2	2	0	2	5	2	0	0	14	17	0
UCLA	1	0	1	0	0	0	0	0	0	2	5	0

WP: White (5-2) LP: Pettway (1-5)

Time: 3:11 Attendance: 122

GAME 49: California 4, No. 18 UCLA 2

May 22 at Jackie Robinson Stadium

	1	2	3	4	5	6	7	8	9	R	H	E
CAL	0	0	0	0	4	0	0	0	0	4	10	1
UCLA	0	0	0	2	0	0	0	0	0	2	7	0

WP: Villers (4-1) LP: Colwell (2-1) SV: Zobac (4)

Time: 3:31 Attendance: 134

GAME 50: No. 18 UCLA 7, California 4

May 23 at Jackie Robinson Stadium

	1	2	3	4	5	6	7	8	9	R	H	E
CAL	1	0	0	1	0	0	0	2	0	4	8	0
UCLA	1	2	0	1	0	3	0	0	X	7	11	1

WP: Bergin (5-3) LP: Holman (1-3)

Time: 3:10 Attendance: 134

GAME 51: UCLA 21, No. 21 Arizona State 9

May 27 at Phoenix Municipal Stadium in Phoenix, Ariz.

	1	2	3	4	5	6	7	8	9	R	H	E
UCLA	4	0	3	4	1	3	5	1	0	21	18	1
ASU	0	0	0	3	0	1	0	0	5	9	11	3

WP: Pettway (2-5) LP: Thornton (2-4)

Time: 3:45 Attendance: 1,780

GAME 52: UCLA 8, No. 21 Arizona State 5

May 28 at Phoenix Municipal Stadium in Phoenix, Ariz.

	1	2	3	4	5	6	7	8	9	R	H	E
UCLA	0	0	3	0	0	0	0	5	0	8	7	1
ASU	1	1	1	1	0	0	0	1	0	5	11	2

WP: Chaidez (3-0) LP: Osman (2-3)

Time: 3:06 Attendance: 2,354

GAME 53: UCLA 3, No. 21 Arizona State 0

May 29 at Phoenix Municipal Stadium in Phoenix, Ariz.

	1	2	3	4	5	6	7	8	9	R	H	E
UCLA	0	0	1	0	1	0	0	0	1	3	8	0
ASU	0	0	0	0	0	0	0	0	0	0	4	1

WP: Bergin (6-3) LP: Glenn (5-2) SV: Rajcic (7)

Time: 2:04 Attendance: 1,724

GAME 54: North Carolina 5, No. 21 UCLA 4

Jun. 4 at Rip Griffin Park in Lubbock, Tex.

	1	2	3	4	5	6	7	8	9	R	H	E
UNC	0	1	0	2	0	0	2	0	0	5	11	0
UCLA	1	0	0	0	0	1	1	1	0	4	8	1

WP: Love (10-4) LP: Bergin (6-4) SV: Gillian (4)

Time: 3:21 Attendance: 4,606

GAME 55: No. 21 UCLA 13, Army 6

Jun. 5 at Rip Griffin Park in Lubbock, Tex.

	1	2	3	4	5	6	7	8	9	R	H	E
UCLA	3	0	1	2	3	1	3	0	0	13	14	0
ARMY	0	2	0	1	3	0	0	0	0	6	13	1

2021 FINAL POLLS AND HONORS

BASEBALL AMERICA

No.	School	Record	PREV
1.	Mississippi State	50-18	8
2.	Vanderbilt	49-18	2
3.	Texas	50-17	5
4.	North Carolina State	30-11	16
5.	Arkansas	42-15	1
6.	Virginia	40-15	NR
7.	Stanford	32-14	7
8.	Tennessee	40-15	3
9.	Arizona	36-15	6
10.	Notre Dame	41-19	4
11.	Texas Tech	36-16	9
12.	Mississippi	38-20	10
13.	East Carolina	37-14	17
14.	Dallas Baptist	42-14	NR
15.	Oregon	39-16	13
16.	Old Dominion	30-17	14
17.	Texas Christian	41-15	11
18.	UC Irvine	30-21	15
19.	Florida	31-12	12
20.	Nebraska	40-18	19
21.	Louisiana State	35-18	NR
22.	Louisiana Tech	35-17-1	20
23.	Southern Mississippi	37-19	23
24.	UCLA	37-20	21
25.	South Florida	39-19	NR

COLLEGIATE BASEBALL

No.	School	Record	PREV
1.	Mississippi St. (50-18)	496	3
2.	Vanderbilt (49-18)	492	1
3.	Texas (50-17)	486	2
4.	N.C. State (37-19)	485	7
5.	Stanford (39-17)	484	6
6.	Virginia (36-27)	483	8
7.	Tennessee (50-18)	481	4
8.	Arizona (45-18)	479	5
9.	Arkansas (50-13)	476	9
10.	Notre Dame (34-13)	474	10
11.	Texas Tech. (39-17)	471	11
12.	East Carolina (44-17)	469	12
13.	Mississippi (45-22)	466	13
14.	Dallas Baptist (41-18)	464	14
15.	Louisiana St. (38-25)	463	15
16.	South Florida (31-30)	460	16
17.	Oregon (39-16)	459	17
18.	TCU (41-19)	456	18
19.	U.C. Irvine (43-18)	453	19
20.	UCLA (37-20)	450	20
21.	Nebraska (34-14)	447	21
22.	Georgia Tech. (31-25)	443	22
23.	UCSB (41-20)	441	23
24.	Oklahoma St. (36-19)	438	24
25.	South Alabama (36-22)	436	25
26.	Old Dominion (44-16)	434	26
27.	South Carolina (34-23)	432	27
28.	Fairfield (39-5)	430	28
29.	La Tech. (42-20)	427	29
30.	Central Mich. (42-18)	425	30

D1 BASEBALL

No.	School	Record	PREV
1	Mississippi State	50-18	11
2	Vanderbilt	49-18	4
3	Texas	50-17	3
4	NC State	37-19	16
5	Arkansas	50-13	1
6	Tennessee	50-18	2
7	Arizona	45-18	5
8	Stanford	39-17	7
9	Virginia	36-27	NR
10	Notre Dame	34-13	6
11	Texas Tech	39-17	9
12	East Carolina	44-17	12
13	Ole Miss	45-22	13
14	Dallas Baptist	41-18	NR
15	TCU	41-19	8
16	Old Dominion	44-16	15
17	Nebraska	34-14	19
18	LSU	38-25	NR
19	Oregon	39-16	10
20	South Florida	31-30	NR
21	UC Irvine	43-18	17
22	Louisiana Tech	42-20	18
23	Southern Miss	40-21	20
24	UCLA	37-20	21
25	Maryland	30-18	24

ESPN/USA TODAY Coaches Poll

No.	School (1st votes)	Record	PREV
1	Mississippi State (31)	50-18	7
2	Vanderbilt	49-18	3
T-3	Texas	50-17	4
T-3	NC State	37-19	17
5	Tennessee	50-18	2
6	Arizona	45-18	5
7	Stanford	39-17	9
8	Arkansas	50-13	1
9	Virginia	36-27	NR
10	Notre Dame	34-13	6
11	Ole Miss	45-22	11
12	Texas Tech	39-17	7
13	East Carolina	44-17	14
14	Dallas Baptist	41-18	NR
15	Oregon	39-16	12
16	TCU	41-19	10
17	Old Dominion	44-16	15
18	LSU	38-25	NR
19	Nebraska	34-14	19
20	UC Irvine	43-18	16
21	Louisiana Tech	42-20	18
22	South Florida	31-30	NR
23	Southern Miss	40-21	20
24	UCLA	37-20	21
25	Florida	38-22	13

NCBWA

No.	School	Record	PREV
1.	Mississippi State	50-18	8
2.	Vanderbilt	49-18	3
3.	NC State	37-19	12
4.	Texas	50-17	2
5.	Stanford	39-17	9
6.	Virginia	36-27	14
7.	Arizona	45-18	5
8.	Tennessee	50-18	4
9.	Arkansas	50-13	1
10.	Notre Dame	34-13	7
11.	Ole Miss	45-22	11
12.	LSU	38-25	15
13.	East Carolina	44-17	10
14.	Dallas Baptist	41-18	13
15.	Texas Tech	39-17	6
16.	USF	31-30	16
17.	Old Dominion	44-16	17
18.	Oregon	39-16	20
19.	UCLA	37-20	24
20.	Nebraska	34-14	18
21.	UC Irvine	43-18	19
22.	Louisiana Tech	42-20	21
23.	Florida	38-22	25
24.	TCU	41-19	22
25.	Southern Miss	40-21	23
26.	Oregon State	37-24	26
27.	Oklahoma State	36-19-1	28
28.	Charlotte	40-21	29
29.	Gonzaga	34-19	RV
30.	South Carolina	34-23	RV

2021 HONORS AND AWARDS

Senior CLASS Award Finalist

- Zach Pettway

UCLA Student-Athlete of the Week

- JT Schwartz (5/11)

Pac-12 Player of the Week

- Kevin Kendall (4/19)

Pac-12 Pitcher of the Week

- Jesse Bergin (2/24)
- Zach Pettway (4/19)

Pac-12 Preseason Awards (D1Baseball, BA)

- Zach Pettway: Preseason Pac-12 Pitcher of the Year
- Matt McLain: Preseason Pac-12 Player of the Year

Preseason All-America

- Matt McLain (unanimous 1st)
- Zach Pettway (1st CB, 1st D1, 2nd PG)

Golden Spikes Award Watch List

- Matt McLain
- Zach Pettway

2021 SEASON STATS

Team Game Highs

BATTING

At bats:	47	at Arizona State (May 27)
Runs scored:	21	at Arizona State (May 27)
Hits:	20	Utah (Apr. 16)
RBIs:	17	at Arizona State (May 27)
Doubles:	7	Pepperdine (Mar. 5)
Triples:	3	Utah (Apr. 17)
Home runs:	6	Washington (Apr. 3)
Walks:	12	Oregon State (Apr. 30)
Strikeouts:	16	UC Santa Barbara (May 14)
Sac hits:	4	Pepperdine (Mar. 5)
Sac flies:	2	(4 times)
Stolen bases:	3	(5 times)
Hit by pitch:	5	at Pepperdine (Apr. 20)
Caught stealing:	2	at Oregon (Apr. 24)
Hit into DP:	2	(6 times)

FIELDING

Putouts:	30	at Oregon (Apr. 25)
Assists:	17	Washington (Apr. 2)
Errors:	4	Oregon State (May 2)
Passed balls:	1	(8 times)
DPs turned:	2	(twice)

PITCHING

Innings pitched:	10.0	Oregon (Apr. 25) / Oregon St. (Apr. 30)
Runs allowed:	14	California (May 21)
Earned runs:	14	California (May 21)
Walks allowed:	7	(3 times)
Strikeouts:	17	at Cal State Fullerton (Mar. 9)
Hits allowed:	17	(twice)
Doubles allowed:	6	at Cal Poly (Mar. 13)
Triples allowed:	2	at Loyola Marymount (May 11)
Homers allowed:	4	(twice)
Wild pitches:	3	(twice)
Hit batters:	4	UC Irvine (Feb. 26)

Individual Game Highs

BATTING

At bats:	6	(9 times)
Runs scored:	4	(5 times)
Hits:	4	(5 times)
RBIs:	7	Kendall vs. Utah (Apr. 16)
Doubles:	3	Curialle vs. Pepperdine (Mar. 5)
Triples:	2	Curialle vs. Utah (Apr. 17)
Home runs:	2	(5 times)
Walks:	4	M. McLain vs. Oregon State (Apr. 30)
Strikeouts:	4	(twice)
Sac hits:	2	Silva vs. Pepperdine (Mar. 5)
Sac flies:	1	(28 times)
Stolen bases:	3	M. McLain vs. Oregon State (May 1)
Hit by pitch:	2	(5 times)

FIELDING

Putouts:	16	Cardenas at Cal St. Fullerton (Mar. 9)
Assists:	7	(twice)
Errors:	2	(3 times)
Passed balls:	1	(8 times)

PITCHING

Innings pitched:	9.0	Pettway vs. North Carolina (Jun. 6)
Strikeouts:	11	(twice)
Runs Allowed:	7	(4 times)
Hits Allowed:	9	(twice)

Multi-Hit Games

PLAYER	2	3	4	5+	TOTAL
Kendall, Kevin	19	8	2	-	29
Schwartz, JT	12	7	1	-	20
McLain, Matt	16	3	-	-	19
Cardenas, Noah	17	2	-	-	19
Curialle, Michael	14	1	-	-	15
Karros, Kyle	10	3	-	-	13
Perez, Mikey	8	2	-	-	10
Cuellar, Kyle	6	3	1	-	10
Hahn, Josh	5	2	-	-	7
Silva, Jarron	3	1	-	-	4
Caulfield, Pat	2	2	-	-	4
Vaughns, JonJon	3	-	-	-	3
Moberg, Jake	1	1	-	-	2
Dean, Emanuel	1	-	1	-	2
Yates, Carson	1	-	-	-	1
Filby, Jack	1	-	-	-	1
TEAM	119	35	5	0	159

Multi-RBI Games

PLAYER	2	3	4	5+	TOTAL
Schwartz, JT	12	2	1	-	15
Perez, Mikey	6	4	2	-	12
Cardenas, Noah	6	2	1	1	10
Curialle, Michael	6	2	1	-	9
McLain, Matt	4	2	1	-	7
Kendall, Kevin	5	-	1	1	7
Hahn, Josh	4	3	-	-	7
Cuellar, Kyle	4	1	1	-	6
Vaughns, JonJon	4	1	-	-	5
Karros, Kyle	4	-	1	-	5
Caulfield, Pat	1	2	1	-	4
Moberg, Jake	2	1	-	-	3
Filby, Jack	2	1	-	-	3
Silva, Jarron	-	1	-	-	1
Dean, Emanuel	-	-	1	-	1
TEAM	60	22	11	2	95

Longest Streaks

PLAYER (Cons. games)	HITTING	ON-BASE
Matt McLain	16	38
Kevin Kendall	14	34
Michael Curialle	11	11
JT Schwartz	8	15
Kyle Karros	8	11
Noah Cardenas	7	20
Mikey Perez	7	18
Jake Moberg	6	6
Kyle Cuellar	4	12
JonJon Vaughns	4	5
Josh Hahn	3	7
Pat Caulfield	3	3
Jarron Silva	3	4
Jack Filby	2	11
Emanuel Dean	2	3
Daylen Reyes	2	3

Inning-by-Inning Summary

	1	2	3	4	5	6	7	8	9	EX	Total
UCLA	54	43	58	57	46	44	43	41	27	3	416
Opponents	46	25	19	31	29	36	19	28	29	2	264

Situational Records

SITUATION	RECORD
Total	37-20
Conference	18-12
Non-Conf	19-8
Home	21-9
Away	14-10
Neutral	2-1
Day	20-10
Night	17-10
February	4-3
March	11-4
April	9-6
May	11-5
June	2-2
vs Left-handed starter	12-7
vs Right-handed starter	25-13
1-Run games	8-5
2-Run games	1-4
5+Run games	20-5
Extra inns	2-1
Shutouts	4-0
UCLA scores 0-2 runs	1-7
UCLA scores 3-5 runs	7-10
UCLA scores 6-9 runs	12-3
UCLA scores 10+ runs	17-0
Opponent 0-2 runs	18-0
Opponent 3-5 runs	10-8
Opponent 6-9 runs	8-9
Opponent 10+ runs	1-3
UCLA scores in 1st inning	16-9
Opponent scores in 1st inning	13-6
UCLA scores first	23-12
Opponent scores first	14-8
Leading after 6	31-2
Trailing after 6	4-15
Tied after 6	2-3
Leading after 7	32-1
Trailing after 7	3-15
Tied after 7	2-4
Leading after 8	32-1
Trailing after 8	2-18
Tied after 8	3-1
UCLA hits 0 home runs	16-11
UCLA hits 1 home run	6-7
UCLA hits 2+ home runs	15-2
Opponent hits 0 home runs	24-8
Opponent hits 1 home run	9-7
Opponent hits 2+ HRs	4-5
UCLA makes 0 errors	22-6
UCLA makes 1 error	12-7
UCLA makes 2+ errors	3-7
Opponent makes 0 errors	10-8
Opponent makes 1 error	14-6
Opponent makes 2+ errors	13-6
UCLA out-hits opponent	29-6
Out-hit by opponent	6-14
Hits are tied	2-0
Longest Winning Streak	6
Longest Losing Streak	2
Largest Margin of Victory	20 (20-0 vs. Utah, Apr. 16)
Largest Margin of Defeat	12 (2-14 vs. California, May 21)
Last At-Bat Wins	3
Most Runs (UCLA only)	21 at Arizona State (May 27)
Most Runs (Both Teams)	30 (W, 21-9 at ASU, May 27)
Fewest Runs (Both Teams)	2 (W, 2-0 vs. OSU, May 1)
Most UCLA Errors	4 vs. Oregon State (May 2)
Most Opponent Errors	4 vs. USC (Mar. 7)
Longest Game	4:15 (W, 7-6 at Washington St., May 7)
Shortest Game	2:04 (W, 3-0 at Arizona St., May 29)
Largest Home Crowd	N/A
Largest Road/Neutral Crowd	4,737 (Jun. 6 at Texas Tech)

2021 SEASON STATS

Starters by Position (Team W-L record when starter)

PITCHER		
Jesse Bergin	16	10-6
Zach Pettway	14	6-8
Sean Mullen	13	11-2
Nick Nastrini	7	5-2
Jared Karros	3	2-1
Jake Brooks	3	3-0
Kyle Mora	1	0-1

CATCHER		
Noah Cardenas	55	35-20
Darius Perry	1	1-0
Tommy Beres	1	1-0

FIRST BASE		
JT Schwartz	42	27-15
Jack Filby	8	7-1
Kyle Karros	7	3-4

SECOND BASE		
Mikey Perez	42	28-14
Kevin Kendall	11	7-4
Michael Curialle	4	2-2

THIRD BASE		
Kyle Karros	48	33-15
Jake Moberg	5	2-3
Mikey Perez	4	2-2

SHORTSTOP		
Matt McLain	46	30-16
Mikey Perez	11	7-4

LEFT FIELD			
Kyle Cuellar	28	17-11	
Jarron Silva	8	6-2	
Pat Caulfield	6	5-1	
Kevin Kendall	6	4-2	
Emanuel Dean	5	3-2	
Carson Yates	4	2-2	

CENTER FIELD			
Kevin Kendall	39	25-14	
JonJon Vaughns	17	11-6	
Michael Curialle	1	1-0	

RIGHT FIELD			
Michael Curialle	44	28-16	
Jarron Silva	7	4-3	
Pat Caulfield	3	2-1	
Carson Yates	2	2-0	
Emanuel Dean	1	1-0	

DESIGNATED HITTER			
Josh Hahn	27	18-9	
Pat Caulfield	10	5-5	
Kyle Cuellar	6	4-2	
Jake Moberg	4	4-0	
Jack Filby	3	1-2	
JT Schwartz	2	2-0	
Noah Cardenas	1	1-0	
Carson Yates	1	1-0	
Emanuel Dean	1	0-1	
Jarron Silva	1	0-1	
Daylen Reyes	1	1-0	

Starters by Batting Order (Team W-L record when starter)

LEADOFF		
Kevin Kendall	54	35-19
Pat Caulfield	1	1-0
Jarron Silva	1	0-1
Michael Curialle	1	1-0

2ND SPOT		
Michael Curialle	11	7-4
Pat Caulfield	11	8-3
Matt McLain	9	5-4
Kyle Cuellar	8	6-2
Jack Filby	6	5-1
Mikey Perez	5	2-3
Jarron Silva	5	3-2
Jake Moberg	1	0-1
Kevin Kendall	1	1-0

3RD SPOT		
Matt McLain	37	25-12
Noah Cardenas	9	5-4
JT Schwartz	8	6-2
Kyle Cuellar	2	1-1
Kevin Kendall	1	0-1

CLEANUP		
JT Schwartz	36	23-13
Josh Hahn	8	5-3
Noah Cardenas	5	3-2
Kyle Cuellar	5	3-2
Jake Moberg	3	3-0

5TH SPOT		
Mikey Perez	20	14-6
Kyle Cuellar	10	7-3
Michael Curialle	10	8-2
Josh Hahn	6	3-3
Noah Cardenas	5	2-3
Kyle Karros	4	3-1
Jarron Silva	1	0-1
Jake Moberg	1	0-1

6TH SPOT			
Josh Hahn	12	10-2	
Mikey Perez	9	5-4	
Noah Cardenas	8	5-3	
Kyle Karros	7	5-2	
Jarron Silva	6	5-1	
Michael Curialle	6	3-3	
Kyle Cuellar	4	1-3	
Pat Caulfield	3	2-1	
Carson Yates	1	0-1	
Jake Moberg	1	1-0	

7TH SPOT			
Noah Cardenas	18	13-5	
Michael Curialle	12	7-5	
Mikey Perez	8	6-2	
Kyle Karros	6	3-3	
Kyle Cuellar	3	2-1	
Carson Yates	3	3-0	
Pat Caulfield	2	0-2	
Jarron Silva	2	1-1	
Emanuel Dean	2	2-0	
Jack Filby	1	0-1	

8TH SPOT			
JonJon Vaughns	12	9-3	
Michael Curialle	8	5-3	
Noah Cardenas	7	5-2	
Kyle Karros	6	6-0	
Mikey Perez	4	1-3	
Jack Filby	4		
Carson Yates	3		
Kyle Cuellar	2		
Pat Caulfield	2		
Jake Moberg	2		
Josh Hahn	1		
Jarron Silva	1		
Daylen Reyes	1		

9TH SPOT			
Kyle Karros	32		
Mikey Perez	11		
JonJon Vaughns	5		
Noah Cardenas	4		
Michael Curialle	1		
Jake Moberg	1		
Emanuel Dean	1		
Tommy Beres	1		
Darius Perry	1		

UCLA's Home Run Log

No.	Player	Date	Opponent	Runners	Inn.	Outs
1.	McLain	2/21	San Francisco	0	1	2
2.	Filby	3/2	Cal State Fullerton	1	1	0
3.	Hahn	3/2	Cal State Fullerton	0	4	0
4.	Perez	3/6	Cal State Fullerton	0	4	0
5.	Kendall	3/6	Cal State Fullerton	0	4	0
6.	Cardenas	3/13	at Cal Poly	2	2	0
7.	Perez	3/13	at Cal Poly	2	3	0
8.	Perez	3/13	at Cal Poly	0	6	0
9.	M. McLain	3/21	Arizona	0	4	1
10.	Schwartz	3/21	Arizona	1	7	1
11.	Caulfield	3/28	at USC	1	2	1
12.	Vaughns	3/28	at USC	0	9	1
13.	Cardenas	4/2	Washington	3	5	1
14.	M. McLain	4/3	Washington	1	3	0
15.	Perez	4/3	Washington	1	3	2
16.	M. McLain	4/3	Washington	1	4	2
17.	Hahn	4/3	Washington	1	5	0
18.	Cardenas	4/3	Washington	1	8	0
19.	Schwartz	4/3	Washington	0	8	0
20.	M. McLain	4/9	at Stanford	0	1	1
21.	Perez	4/10	at Stanford	1	3	0
22.	Perez	4/11	at Stanford	2	1	2
23.	M. McLain	4/11	at Stanford	0	9	0
24.	K. Karros	4/13	Loyola Marymount	0	6	0
25.	Kendall	4/16	Utah	1	2	2
26.	M. McLain	4/16	Utah	0	4	0
27.	Schwartz	4/16	Utah	0	4	0
28.	Curialle	4/16	Utah	2	4	1
29.	Kendall	4/16	Utah	1	4	1
30.	Kendall	4/17	Utah	0	5	1
31.	Hahn	4/17	Utah	2	6	0
32.	M. McLain	4/18	Utah	0	5	0
33.	Hahn	4/18	Utah	0	7	0
34.	Schwartz	4/25	at Oregon	1	6	2
35.	M. McLain	4/25	at Oregon	0	8	0
36.	Schwartz	4/25	at Oregon	1	10	0
37.	Schwartz	5/2	Oregon State	1	1	2
38.	K. Karros	5/2	Oregon State	0	5	1
39.	Vaughns	5/7	at Washington State	1	5	2
40.	Perez	5/11	at Loyola Marymount	3	1	2
41.	Caulfield	5/11	at Loyola Marymount	1	6	1
42.	Perez	5/14	UC Santa Barbara	0	5	1
43.	K. Karros	5/15	at UC Santa Barbara	0	2	1
44.	Schwartz	5/16	UC Santa Barbara	0	1	2
45.	Cuellar	5/16	UC Santa Barbara	3	7	1
46.	Vaughns	5/16	UC Santa Barbara	2	7	2
47.	Cuellar	5/21	California	0	1	2
48.	Perez	5/21	California	0	3	0
49.	Vaughns	5/22	California	1	4	2
50.	Moberg	5/23	California	1	2	1
51.	Cuellar	5/27	at Arizona State	2	1	1
52.	Perez	5/27	at Arizona State	1	4	2
53.	Perez	5/28	at Arizona State	2	8	1
54.	Cardenas	5/29	at Arizona State	0	3	2
55.	Cardenas	5/29	at Arizona State	0	5	2
56.	Schwartz	6/5	vs. Army	0	7	0
57.	Vaughns	6/6	vs. North Carolina	0	3	1

2021 CONFERENCE REVIEW

Final Standings

	CONFERENCE				OVERALL						
	W	L	T	Pct.	W	L	T	Pct	Home	Away	Neut
Arizona%*	21	9	0	0.700	45	18	0	.714	31-8	10-8	4-2
Oregon*	20	10	0	.667	39	16	0	.709	23-9	16-7	0-0
Stanford*	17	10	0	.630	39	17	0	.696	24-6	14-9	1-2
UCLA*	18	12	0	.600	37	20	0	.649	21-9	14-9	2-2
Oregon State*	16	14	0	.533	37	24	0	.607	17-9	15-12	5-3
Arizona State*	16	14	0	.533	33	22	0	.600	22-11	10-10	1-1
California	15	15	0	.500	29	26	0	.527	18-12	11-14	0-0
Washington State	13	17	0	.433	26	23	0	.531	10-11	16-12	0-0
USC	13	17	0	.433	25	26	0	.490	17-15	8-11	0-0
Utah	7	23	0	.233	17	33	0	.340	10-12	7-21	0-0
Washington	6	21	0	.222	20	30	0	.400	16-17	4-13	0-0

% Pac-12 Champion * NCAA Regional selection ^ NCAA Champion

2021 All-Pac-12 Team

Player of the Year: Aaron Zavala, Oregon

Pitcher of the Year: Brendan Beck, Stanford

Defensive Player of the Year: Drew Swift, Arizona State

Freshman of the Year: Daniel Susac, Arizona

Pac-12 Batting Champion: JT Schwartz, UCLA

Coach of the Year: Jay Johnson, Arizona

Name	Pos.	Yr.	School
Robert Ahlstrom	LHP	Jr.	Oregon
Darren Baker	INF	Sr.	California
Dylan Beavers	OF	So.	California
Brendan Beck	RHP	Sr.	Stanford
Jacob Berry	INF	Fr.	Arizona
Nick Brueser	INF	Sr.	Stanford
Branden Boissiere	UTL	So.	Arizona
Noah Cardenas	C	Jr.	UCLA
Troy Claunch	C	Jr.	Oregon St.
Adrian Chaidez	RHP	Sr.	UCLA
Will Frisch	RHP	Fr.	Oregon St.
Garret Guillemette	C	Jr.	USC
Zach Grech	RHP	Sr.	Stanford
Brock Jones	OF	So.	Stanford
Ethan Long	UTL	Fr.	Arizona St.
Kyle Manzardo	INF	Jr.	WSU
Gabe Matthews	INF	Sr.	Oregon
Matt McLain	INF	Jr.	UCLA
Jake Mulholland	LHP	Sr.	Oregon St.
Sean Mullen	RHP	Jr.	UCLA
Tristan Peterson	UTL	Gr.	WSU
Ben Ramirez	INF	RJr.	USC
Max Rajcic	RHP	Fr.	UCLA
Quentin Selma	INF	Sr.	California
JT Schwartz	INF	RSo.	UCLA
Chase Silseth	RHP	So.	Arizona
Kolby Somers	LHP	Jr.	Oregon
Daniel Susac	C	Fr.	Arizona
Drew Swift	INF	RJr.	Arizona St.
Donta Williams	OF	Jr.	Arizona
Kenyon Yovan	UTL	RJr.	Oregon
Aaron Zavala	UTL	So.	Oregon

2021 Pitchers and Players of the Week

Date	Player	Pitcher
Feb. 24	Ryan Ober, Oregon State	Jesse Bergin, UCLA
Mar. 2	Branden Boissiere, Arizona	Kevin Abel, Oregon State
March 9	Kenyon Yovan, Oregon	Zane Mills, Washington State
March 16	Dylan Beavers, California	Robert Ahlstrom, Oregon
March 23	John Thomas, USC	Cullen Kafka, Oregon
March 30	Daniel Susac, Arizona	Kevin Abel, Oregon State
April 6	Jacob Melton, Oregon State	Chandler Murphy, Arizona
April 13	Gabe Matthews, Oregon	Robert Ahlstrom, Oregon
April 19	Kevin Kendall, UCLA	Zach Pettway, UCLA
April 26	Ethan Long, Arizona State	Zane Mills, Washington State
May 3	Ethan Long, Arizona State	Chase Silseth, Arizona
May 10	Kyle Manzardo, Washington St.	Robert Ahlstrom, Oregon
May 17	Ethan Long, Arizona State	Brendan Beck, Stanford
May 24	Cole Elvis, California	Cooper Hjerpe, Oregon State
June 1	Tony Bullard, Stanford	Brendan Beck, Stanford

2021 Pac-12 Spring Academic Honor Roll (UCLA)

Name	School	Year	Major
Tommy Beres	UCLA	RFr.	Aerospace Engineering
Jake Brooks	UCLA	Fr.	Undeclared
Daniel Colwell	UCLA	Jr.	Cognitive Science
Jack Filby	UCLA	Jr.	History
Josh Hahn	UCLA	So.	Sociology
Jared Karros	UCLA	So.	Sociology
Kyle Karros	UCLA	Fr.	Undeclared
Jake Saum	UCLA	So.	Environmental Science
JT Schwartz	UCLA	RSo.	Sociology

All-Pac-12 Honorable Mention

Name	School
Kevin Abel	Oregon State
Nate Baez	Arizona State
Jesse Bergin	UCLA
Joey Dixon	Stanford
Garret Forrester	Oregon State
Ryan Holgate	Arizona
Cullen Kafka	Oregon
Kobe Kato	Arizona
Josh Kasevich	Oregon
Kevin Kendall	UCLA
Jayden Kiernan	Utah
Quentin Longrie	USC
Vincent Martinez	Stanford
Sean McLain	Arizona State
Jake Meyer	Washington State
Jacob Melton	Oregon State
Jacob Palisch	Stanford
Christian Robinson	Stanford
Name	School

All-Pac-12 Honorable Mention

Bryant Salgado	Oregon State
Tanner Smith	Oregon
Sean Sullivan	California
Vince Vannelle	Arizona
Ian Villers	California
Josh White	California

All-Defensive Team

Name	School
Robert Ahlstrom, LHP	Oregon
Darren Baker, INF	California
Hunter Haas, INF	Arizona State
Joe Lampe, OF	Arizona State
Gabe Matthews, INF	Oregon
Daniel Susac, C	Arizona
Drew Swift, INF	Arizona State
Braiden Ward, UTL	Washington
Donta Williams, OF	Arizona

BIG LEAGUE BRUINS



▲ BEN FRANCISCO

After being traded midseason to Philadelphia, he helped lead the Phillies to their second consecutive World Series in 2009.

▲ JEFF CONINE

Spent 17 seasons in the majors, helping lead the Florida Marlins to World Series titles in 1997 and 2003.

▶ HECTOR AMBRIZ

Pitched for the Indians in 2010 and the Astros in 2012 and 2013, starring at UCLA from 2003-2006.



▲ GARRETT ATKINS

Led the Colorado Rockies to the NL pennant and the World Series in 2007, playing for the ballclub from 2003-2009.



▲ ADAM MELHUSE

After two years excelling as an infielder at UCLA (1992-1993), he spent eight seasons in the major leagues as a catcher.



▲ CASEY JANSSEN

A four-year letterwinner for the Bruins (2001-2004), Janssen broke into the majors in 2006. He was drafted by Toronto in the fourth round of the 2004 MLB Draft and pitched for the Blue Jays until 2015.



▲ DAVE ROBERTS

After four years at UCLA (1991-94), he enjoyed a 10-year major league career. Roberts starred in center field for the Los Angeles Dodgers for three seasons before leading the Boston Red Sox to the 2004 World Series title.

▶ TODD ZEILE

Among the best-ever hitters in UCLA history, Zeile competed for the Bruins from 1984-86. In 16 major-league seasons, he totaled 253 home runs and 1,110 RBI.





▲ CHASE UTLEY

One of the game's top second basemen, Utley led Philadelphia to the World Series title in 2008. In 2009, he guided the Phillies back to the Fall Classic, clubbing five homers in six games in that World Series.



▲ ERIC BYRNES

After four years at UCLA (1995-1998), he spent 11 seasons playing Major League Baseball. Byrnes still holds the UCLA career records for hits (326), at-bats (984), runs (326) and doubles (75).



▲ TROY GLAUS

After winning the 2002 World Series with the Anaheim Angels, Glaus earned World Series MVP honors that October. He enjoyed a 13-year major league career.



▲ SHANE MACK

After batting .361 in three seasons at UCLA, Mack helped lead the Minnesota Twins to the 1991 World Series title.



▲ DAVID HUFF

As a rookie in 2009, he led the Cleveland Indians with 11 victories. Huff starred in UCLA's rotation as a junior in 2006, leading the Bruins to the NCAA Malibu Regional.



▲ ERIC KARROS

One of UCLA's top hitters (1986-1988), he set the Los Angeles Dodgers' career home run record, belting 284 round-trippers in 12 seasons in Los Angeles.



▲ BRANDON CRAWFORD

A three-year standout at UCLA (2006-2008), he clubbed a grand slam in his major league debut with San Francisco (May 27, 2011) and won World Series titles with the club in 2012 and 2014. In 2017, Crawford claimed his third-straight Gold Glove Award.



Trevor Bauer

27 TREVOR BAUER



LOS ANGELES DODGERS • RHP
2009-2011 at UCLA • Valencia, Calif. (Hart HS)

Bauer in MLB (2012-present)

YR	TEAM	W-L	ERA	G/GS	IP	CG	SV	H	R	ER	SO	BB	HP
2012	Arizona	1-2	6.06	4/4	16.1	0	0	14	13	11	17	13	1
2013	Cleveland	1-2	5.29	4/4	17.0	0	0	15	11	10	11	16	1
2014	Cleveland	5-8	4.18	26/26	153.0	0	0	151	76	71	143	60	11
2015	Cleveland	11-12	4.55	31/30	176.0	1	0	152	90	89	170	79	5
2016	Cleveland	12-8	4.26	35/28	190.0	1	0	179	96	90	168	70	9
2017	Cleveland	17-9	4.19	32/31	176.1	0	0	181	84	82	196	60	5
2018	Cleveland	12-6	2.21	28/27	175.1	0	1	134	51	43	221	57	9
2019	CLE/CIN	11-13	4.48	34/34	213.0	1	0	184	118	106	253	82	19
2020	Cincinnati	5-4	1.73	11/11	73.0	2	0	41	17	14	100	17	3
2021	Los Angeles (NL)	8-5	2.59	17/17	107.2	1	0	71	36	31	137	37	3
10-YEAR TOTALS		83-69	3.79	222/212	1190.0	6	1	1122	592	547	1416	491	66

Career at UCLA (2009-2011)

YR	W-L	ERA	G/GS	SV	IP	CG	H	R	ER	SO	BB	HP	WP
2009	9-3	2.99	20/10	2	105.1	4	85	39	35	92	27	9	10
2010	12-3	3.02	18/18	0	131.1	1	121	64	44	165	41	4	12
2011	13-2	1.25	16/16	0	136.2	10	73	22	19	203	36	6	2
3 YEARS	34-8	2.36	54/44	2	373.1	15	279	125	98	460	104	19	30

47 GRIFFIN CANNING



LOS ANGELES ANGELS • RHP
2015-17 at UCLA • Coto de Caza, Calif. (Santa Margarita HS)

Canning in MLB (2019-present)

YR	TEAM	W-L	ERA	G/GS	IP	CG	SV	H	R	ER	SO	BB	HP
2019	Los Angeles (AL)	5-6	4.58	18/17	90.1	0	0	80	46	46	96	30	8
2020	Los Angeles (AL)	2-3	3.99	11/11	56.1	0	0	54	29	25	56	23	1
2021	Los Angeles (AL)	5-4	5.60	14/13	62.2	0	0	65	41	39	62	28	1
3-YEAR TOTALS		12-13	4.73	43/41	209.1	0	0	199	116	110	214	81	10

Career at UCLA (2015-17)

YR	W-L	ERA	G/GS	SV	IP	CG	H	R	ER	SO	BB	HP	WP
2015	7-1	2.97	15/11	0	63.2	0	54	27	21	66	6	3	1
2016	5-8	3.70	15/15	0	109.1	4	109	59	45	95	21	7	8
2017	7-4	2.34	17/17	0	119.0	4	93	34	31	140	32	1	7
3 YEARS	19-13	2.99	47/43	0	292.0	8	256	120	97	301	59	11	16



Griffin Canning

45

GERRIT
COLE

NEW YORK YANKEES • RHP
2009-2011 at UCLA • Santa Ana, Calif. (Orange Lutheran HS)

Cole in MLB (2013-present)

YR	TEAM	W-L	ERA	G/GS	IP	CG	SV	H	R	ER	SO	BB	HP
2013	Pittsburgh	10-7	3.22	19/19	117.1	0	0	109	43	42	100	28	3
2014	Pittsburgh	11-5	3.65	22/22	138.0	0	0	127	58	56	138	40	9
2015	Pittsburgh	19-8	2.60	32/32	208.0	0	0	183	71	60	202	44	10
2016	Pittsburgh	7-10	3.88	21/21	116.0	1	0	131	57	50	98	36	6
2017	Pittsburgh	12-12	4.26	33/33	203.0	0	0	199	98	96	196	55	4
2018	Houston	15-5	2.88	32/32	200.1	1	0	143	68	64	276	64	7
2019	Houston	20-5	2.50	33/33	212.1	0	0	142	66	59	326	48	3
2020	New York (AL)	7-3	2.84	12/12	73.0	2	0	53	27	23	94	17	2
2021	New York (AL)	16-8	3.23	30/30	181.1	2	0	151	69	65	243	41	5
9-YEAR TOTALS		117-63	3.20	234/234	1449.1	6	0	1238	557	515	1673	373	46

Career at UCLA (2009-2011)

YR	W-L	ERA	G/GS	SV	IP	CG	H	R	ER	SO	BB	HP	WP
2009	4-8	3.49	15/14	0	85.0	1	57	46	33	104	38	6	12
2010	11-4	3.37	19/19	0	123.0	0	92	51	46	153	52	11	7
2011	6-8	3.31	16/16	0	114.1	4	103	46	42	119	24	10	3
3 YEARS	21-20	3.38	50/49	0	322.1	5	252	143	121	376	114	27	22



Gerrit Cole



Brandon Crawford

35 BRANDON
CRAWFORD

SAN FRANCISCO GIANTS • SHORTSTOP
2006-2008 at UCLA • Pleasanton, Calif. (Foothill HS)



Crawford in MLB (2011-present)

YR	TEAM	G	AB	R	H	2B	3B	HR	RBI	BB	SB	CS	AVG.
2011	San Francisco	66	196	22	40	5	2	3	21	23	1	3	.204
2012	San Francisco	143	435	44	108	26	3	4	45	33	1	4	.248
2013	San Francisco	149	499	52	124	24	3	9	43	42	1	2	.248
2014	San Francisco	153	491	54	121	20	10	10	69	59	5	3	.246
2015	San Francisco	143	507	65	130	33	4	21	84	39	6	4	.256
2016	San Francisco	155	553	67	152	28	11	12	84	57	7	0	.275
2017	San Francisco	144	518	58	131	34	1	14	77	42	3	5	.253
2018	San Francisco	151	531	63	135	28	2	14	54	50	4	5	.254
2019	San Francisco	147	500	58	114	24	2	11	59	53	3	2	.228
2020	San Francisco	54	193	26	44	12	0	8	28	15	1	2	.256
2021	San Francisco	138	483	79	144	30	3	24	90	56	11	3	.298
11-YEAR TOTALS		1443	4885	588	1243	264	41	130	654	469	43	33	.254

Crawford at UCLA (2006-2008)

YR	GS-GP	AB	R	H	2B	3B	HR	RBI	BB	SO	SB	CS	AVG.
2006	58-58	242	42	72	14	6	6	30	24	46	7	5	.318
2007	61-61	248	50	83	17	2	7	55	25	58	11	1	.335
2008	60-60	232	53	70	13	5	7	51	31	59	11	6	.302
3 YEARS	179-179	722	145	230	44	13	20	136	80	163	29	12	.319



32 JAMES KAPRIELIAN

OAKLAND ATHLETICS • RHP
2013-15 at UCLA • Tustin, Calif. (Beckman HS)



Kaprielian in MLB (2020-present)

YR	TEAM	W-L	ERA	G/GS	IP	CG	SV	H	R	ER	SO	BB	HP
2020	Oakland	0-0	7.36	2/0	3.2	0	0	4	3	3	4	2	0
2021	Oakland	8-5	4.07	24/21	119.1	0	0	105	55	54	123	41	5
2-YEAR TOTALS		8-5	4.07	26/21	123.0	0	0	109	58	57	127	43	5

Kaprielian at UCLA (2013-15)

YR	W-L	ERA	G/GS	SV	IP	CG	H	R	ER	SO	BB	HP	WP
2013	0-0	1.55	34/0	2	40.2	0	19	12	7	53	24	5	10
2014	7-6	2.29	15/15	0	106.0	1	76	29	27	108	35	6	4
2015	10-4	2.03	17/16	0	106.2	0	86	32	24	114	33	10	5
3 YEARS	17-10	2.06	66/31	2	253.1	1	181	73	58	275	92	21	19



Cody Poteet

72 CODY POTEET

MIAMI MARLINS • RHP
2013-15 at UCLA • Bonita, Calif. (Christian HS)



Poteet in MLB (2021-present)

YR	TEAM	W-L	ERA	G/GS	IP	CG	SV	H	R	ER	SO	BB	HP
2021	Miami	2-3	4.99	7/7	30.2	0	0	25	17	17	32	16	0
1-YEAR TOTALS		2-3	4.99	7/7	30.2	0	0	25	17	17	32	16	0

Poteet at UCLA (2013-15)

YR	W-L	ERA	G/GS	SV	IP	CG	H	R	ER	SO	BB	HP	WP
2013	4-6	4.84	29/11	0	70.2	0	57	42	38	56	31	9	7
2014	3-5	4.46	17/15	0	78.2	1	77	45	39	49	16	12	3
2015	7-1	2.45	27/13	0	73.1	0	62	28	20	68	30	7	3
3 YEARS	14-12	3.92	73/39	0	222.2	1	196	115	97	173	77	28	13



Pat Valaika

4 PAT VALAIKA

FREE AGENT • UTILITY
2011-2013 at UCLA • Valencia, Calif. (Hart HS)



Valaika in MLB (2016-present)

YR	TEAM	G	AB	R	H	2B	3B	HR	RBI	BB	SB	CS	AVG.
2016	Colorado	13	19	3	5	1	0	1	2	0	0	0	.263
2017	Colorado	110	182	28	47	11	0	13	40	7	0	0	.258
2018	Colorado	68	122	8	19	5	0	2	5	9	0	0	.156
2019	Colorado	40	79	11	15	5	1	1	4	7	0	0	.190
2020	Baltimore	52	141	24	39	4	0	8	16	8	0	2	.277
2021	Baltimore	90	259	17	52	8	0	5	25	16	1	1	.201
6-YEAR TOTALS		373	802	91	177	34	1	30	92	47	1	3	.221

Valaika at UCLA (2011-2013)

YR	GP/GS	AB	R	H	2B	3B	HR	RBI	BB	SO	SB	CS	AVG.
2011	53/50	160	21	38	10	0	1	20	11	26	2	4	.238
2012	61/61	229	37	61	11	4	1	39	17	32	5	1	.266
2013	66/66	249	32	63	14	3	5	48	33	44	8	3	.253
3 YEARS	180/177	638	90	162	35	7	7	107	61	102	15	8	.254

UCLA'S ALL-TIME MAJOR LEAGUERS

UCLA's All-Time MLB Players

In the 100-plus year history of UCLA's baseball program, 86 Bruins have had the opportunity to play Major League Baseball. In fact, at least one player from every UCLA baseball team from 1965-2017 has advanced to the majors.

Name	Years at UCLA	MLB Debut
Marv Gudat	1924-28	5/21/1929
Bill Brubaker	1929-32	9/08/1932
Hal Spindel	1931-38	4/23/1939
Dick Conger	1939	4/22/1940
Bud Stewart	1934-37	4/19/1941
Bud Sketchley	1938-41	4/14/1942
Bobby Brown	1944	9/22/1946
Jackie Robinson	1940	4/15/1947
George Elder	1946-47	7/22/1949
Frank Ernaga	1949-51	5/24/1957
Randy Schwartz	1963-64	9/8/1965
Rick Kester	1966-67	8/18/1968
Bobby Floyd	1963	9/18/1968
Jim York	1968-69	9/21/1970
Bill Bonham	1969-70	4/7/1971
Chris Chambliss	1969	5/28/1971
Mike Reinbach	1969	4/7/1974
Luis Gomez	1971-73	4/28/1974
Bob Adams	1971-73	7/10/1977
Mike Edwards	1973-74	9/10/1977
Marshall Edwards	1973-74	4/11/1981
Tim Leary	1977-79	4/12/1981
Dave Rucker	1976-77	4/21/1981
Dave Schmidt	1977-79	5/1/1981
Ron Roenicke	1977	9/2/1981
Floyd Chiffer	1975-78	4/7/1982
Don Slaught	1977, 1979-80	7/6/1982
Dave Baker	1975-78	9/12/1982
Matt Young	1979-80	4/6/1983
Pat Clements	1981-83	4/9/1985
Mike Gallego	1979-81	4/11/1985
Colin Ward	1981-82	9/21/1985
Pat Dodson	1979-80	9/5/1986
Shane Mack	1982-84	5/25/1987
Eric Nolte	1984-85	8/1/1987
Torey Lovullo	1984-87	9/10/1988
Alex Sanchez	1985-87	5/23/1989
Todd Zeile	1984-86	8/18/1989
Bill Haselman	1986-87	9/3/1990
Jeff Conine	1985-87	9/16/1990
Sean Berry	1985	9/17/1990
Randy Hennis	1985-87	9/17/1990

Name	Years at UCLA	MLB Debut
Tony Scruggs	1986-87	4/8/1991
Mike Magnante	1986-88	4/22/1991
Rich Amaral	1982-83	5/27/1991
Eric Karros	1986-88	9/1/1991
Bob Hamelin	1987	9/12/1993
Chris Pritchett	1989-91	9/6/1996
Mike Fyhrie	1988-91	9/14/1996
Ryan McGuire	1991-93	6/5/1997
Tim Kubinski	1991-93	7/16/1997
Jim Parque	1995-97	5/26/1998
Troy Glaus	1995-97	7/31/1998
Dave Roberts	1991-94	8/7/1999
Adam Melhuse	1992-93	6/16/2000
Eric Byrnes	1995-98	8/22/2000
Tom Jacquez	1995-97	9/9/2000
Eric Valent	1996-98	6/8/2001
Chase Utley	1999-00	4/4/2003
Garrett Atkins	1998-00	8/3/2003
Casey Janssen	1998-00	4/27/2006
Ben Francisco	2001-02	5/1/2007
Josh Roenicke	2004-06	9/13/2008
David Huff	2006	5/17/2009
Wes Whisler	2002-04	6/2/2009
Hector Ambriz	2003-06	4/30/2010
Brandon Crawford	2006-08	5/27/2011
Trevor Bauer	2009-11	6/28/2012
Tyson Brummett	2006-07	10/3/2012
Jermaine Curtis	2006-08	4/27/2013
Charles Brewer	2007-09	6/10/2013
Gerrit Cole	2009-11	6/11/2013
Rob Rasmussen	2008-10	5/20/2014
Erik Goeddel	2008-10	9/1/2014
Matt Grace	2008-10	4/22/2015
Cody Decker	2006-09	9/15/2015
Trevor Brown	2010-12	9/19/2015
Pat Valaika	2011-13	9/6/2016
Adam Plutko	2011-13	9/24/2016
Zack Weiss	2011-13	4/12/2018
Kevin Kramer	2012-15	9/5/2018
Griffin Canning	2015-17	4/30/19
Tyler Heineman	2010-12	9/4/19
James Kaprielian	2013-15	8/16/20
Cody Poteet	2013-15	5/12/21

UCLA'S ALL-TIME MAJOR LEAGUERS

BOB ADAMS (1977)

YR	TEAM	G	AB	R	H	2B	3B	HR	RBI	BB	SB	CS	AVG.
1977	Detroit	15	24	2	6	1	0	2	2	0	0	0	.250
1-YEAR TOTALS		15	24	2	6	1	0	2	2	0	0	0	.250

Adams at UCLA (1970-1973)

YR	G	AB	R	H	2B	3B	HR	RBI	BB	SO	SB	CS	AVG.
1970	--	33	5	8	2	0	1	6	--	--	0	--	.242
1971	--	--	--	--	--	--	--	--	--	--	--	--	----
1972	--	257	53	84	9	6	6	52	--	--	9	--	.327
1973	49	180	47	58	9	2	13	48	--	--	10	--	.322
4 YEARS		stat totals are unavailable											

RICH AMARAL (1991-2000)

YR	TEAM	G	AB	R	H	2B	3B	HR	RBI	BB	SB	CS	AVG.
1991	Seattle	14	16	2	1	0	0	0	0	1	0	0	.063
1992	Seattle	35	100	9	24	3	0	1	7	5	4	2	.240
1993	Seattle	110	373	53	108	24	1	1	44	33	19	11	.290
1994	Seattle	77	228	37	60	10	2	4	18	24	5	1	.263
1995	Seattle	90	238	45	67	14	2	2	19	21	21	2	.282
1996	Seattle	118	312	69	91	11	3	1	29	47	25	6	.292
1997	Seattle	89	190	34	54	5	0	1	21	10	12	8	.284
1998	Seattle	73	134	25	37	6	0	1	4	13	11	1	.276
1999	Baltimore	91	137	21	38	8	1	0	11	15	9	6	.277
2000	Baltimore	30	60	10	13	1	1	0	6	7	6	2	.217
10-YEAR TOTALS		727	1788	305	493	82	10	11	159	176	112	39	.276

Amaral at UCLA (1982-1983)

YR	GP-GS	AB	R	H	2B	3B	HR	RBI	BB	SO	SB	CS	AVG.
1982	65-64	226	61	74	10	0	0	34	65	34	19	11	.327
1983	52-51	211	51	72	12	1	5	30	38	29	26	5	.341
2 YEARS		117-115	437	112	146	22	1	5	64	103	63	45	.334

HECTOR AMBRIZ (2010, 2012-14)

YR	TEAM	W-L	ERA	G/GS	IP	CG	SV	H	R	ER	SO	BB	HP
2010	Cleveland	0-2	5.59	34/0	48.1	0	0	68	31	30	37	17	1
2012	Houston	1-1	4.19	18/0	19.1	0	0	14	9	9	22	11	2
2013	Houston	2-4	5.70	43/0	36.1	0	2	50	28	23	27	14	1
2014	San Diego	0-0	4.50	1/0	2.0	0	0	2	2	1	1	2	0
4-YEAR TOTALS		3-7	5.35	96/0	106.0	0	2	134	70	63	87	44	4

Ambriz at UCLA (2003-2006, pitching)

YR	W-L	ERA	G/GS	SV	IP	CG	H	R	ER	SO	BB	HP	WP
2003	0-5	6.50	12/5	0	45.2	0	58	42	33	41	24	4	7
2004	2-2	5.62	7/6	0	32.0	0	37	24	20	27	9	2	4
2005	3-7	3.94	18/16	1	105.0	2	99	52	46	84	40	8	4
2006	8-7	3.65	20/16	2	113.1	2	105	55	46	97	41	5	15
4 YEARS		13-21	4.41	57/43	3	296.0	4	299	173	145	249	114	30

Ambriz at UCLA (2003-2006, hitting)

YR	GS-GP	AB	R	H	2B	3B	HR	RBI	BB	SO	SB	CS	AVG.
2003	36-14	49	4	11	2	0	0	5	5	7	0	0	.224
2004	11-9	14	2	4	0	0	2	5	0	0	0	0	.286
2005	51-44	157	19	53	14	0	1	18	22	30	0	1	.338
2006	48-42	147	29	46	10	0	5	34	20	29	0	0	.313
4 YEARS		146-109	367	54	114	26	0	8	62	47	68	0	.311

GARRETT ATKINS (2003-2010)

YR	TEAM	G	AB	R	H	2B	3B	HR	RBI	BB	SB	CS	AVG.
2003	Colorado	25	69	6	11	2	0	0	4	3	0	0	.159
2004	Colorado	15	28	3	10	2	0	1	8	4	0	0	.357
2005	Colorado	138	519	62	149	31	1	13	89	45	0	2	.287
2006	Colorado	157	602	117	198	48	1	29	120	79	4	0	.329
2007	Colorado	157	605	83	182	35	1	25	111	67	3	1	.301
2008	Colorado	155	611	86	175	32	3	21	99	40	1	1	.286
2009	Colorado	126	354	37	80	12	1	9	48	41	0	0	.226
2010	Baltimore	44	152	5	30	7	0	1	9	12	0	0	.214
7-YEAR TOTALS		773	2788	394	805	162	7	98	479	279	8	4	.289

Atkins at UCLA (1998-2000)

YR	GS-GP	AB	R	H	2B	3B	HR	RBI	BB	SO	SB	CS	AVG.
1998	54-54	222	43	85	22	1	9	54	18	21	1	0	.383
1999	62-62	256	64	96	18	1	14	41	34	25	2	0	.375
2000	64-64	270	73	95	16	2	17	72	32	32	2	0	.352
3 YEARS		180-180	748	141	276	56	4	40	167	84	78	5	.368

DAVE BAKER (1982)

YR	TEAM	G	AB	R	H	2B	3B	HR	RBI	BB	SB	CS	AVG.
1982	Toronto	9	20	3	5	1	0	0	2	3	0	0	.250
1-YEAR TOTALS		9	20	3	5	1	0	0	2	3	0	0	.250

Baker at UCLA (1975-1978)

YR	GS-GP	AB	R	H	2B	3B	HR	RBI	BB	SO	SB	CS	AVG.
1975	38	90	16	27	6	0	3	22	13	20	1	--	.300
1976	58	202	30	56	10	1	7	37	30	32	3	1	.277
1977	60	231	32	66	11	3	10	43	18	40	1	--	.286
1978	58	215	49	58	9	2	14	50	37	33	2	--	.270
4 YEARS	214	738	127	207	36	6	34	152	98	125	7	--	.280

SEAN BERRY (1990-2000)

YR	TEAM	G	AB	R	H	2B	3B	HR	RBI	BB	SB	CS	AVG.
1990	Kansas City	8	23	2	5	1	1	0	4	2	0	0	.217
1991	Kansas City	31	60	5	8	3	0	0	1	5	0	0	.133
1992	Montreal	24	57	5	19	1	0	1	4	1	2	1	.333
1993	Montreal	122	299	50	78	15	2	14	49	41	12	2	.261
1994	Montreal	103	320	43	89	19	2	11	41	32	14	0	.278
1995	Montreal	103	314	38	100	22	1	14	55	25	3	8	.318
1996	Houston	132	431	55	121	38	1	17	95	23	12	6	.281
1997	Houston	96	301	37	77	24	1	8	43	25	1	5	.256
1998	Houston	102	299	48	94	17	1	13	52	31	3	1	.314
1999	Milwaukee	106	259	26	59	11	1	2	23	17	0	0	.228
2000	Mil/Bos.	33	50	1	7	2	0	1	2	4	0	1	.140
11-YEAR TOTALS		860	2413	310	657	153	10	81	369	206	47	24	.272

Berry at UCLA (1985)

YR	G	AB	R	H	2B	3B	HR	RBI	BB	SO	SB	CS	AVG.
1985	48	150	37	44	7	1	3	23	19	28	13	4	.293
1 YEARS	48	150	37	44	7	1	3	23	19	28	13	4	.293

BILL BONHAM (1971-1980)

YR	TEAM	W-L	ERA	G/GS	IP	CG	SV	H	R	ER	SO	BB	HP
1971	Chicago-NL	2-1	4.65	33/2	60.0	0	0	63	38	31	41	36	5
1972	Chicago-NL	1-1	3.12	19/4	57.2	0	4	56	22	20	49	25	1
1973	Chicago-NL	7-5	3.02	44/15	152.0	3	6	126	55	51	121	64	4
1974	Chicago-NL	11-22	3.86	44/36	242.2	10	1	246	133	104	191	109	6
1975	Chicago-NL	13-15	4.71	38/36	229.1	7	0	254	133	120	165	109	5
1976	Chicago-NL	9-13	4.27	32/31	196.0	3	0	215	102	93	110	96	2
1977	Chicago-NL	10-13	4.36	34/34	214.2	1	0	207	111	104	134	82	3
1978	Cincinnati	11-5	3.53	23/23	140.2	1	0	151	59	55	83	50	1
1979	Cincinnati	9-7	3.79	29/29	175.2	2	0	173	80	74	78	60	8
1980	Cincinnati	2-1	4.74	4/4	19.0	0	0	21	10	10	13	5	0
10-YEAR TOTALS		75-83	4.01	300/214	1487.1	27	11	1512	743	662	985	636	35

Bonham at UCLA (1969-1970)

YR	W-L	ERA	G/GS	SV	IP	CG	H	R	ER	SO	BB	HP	WP
1969	5-2	3.22	16	--	64.1	--	50	35	23	68	41	--	--
1970	4-5	2.60	18	--	82.2	--	58	36	24	100	50	--	--
4 YEARS	22-15	4.34	54-43	--	265.1	2	262	151	128	245	97	15	18

UCLA'S ALL-TIME MAJOR LEAGUERS



Eric Byrnes

BILL BRUBAKER (1932-1943)

YR	TEAM	G	AB	R	H	2B	3B	HR	RBI	BB	SB	CS	AVG.
1932	Pittsburgh	7	24	3	10	3	0	0	4	3	1	--	.417
1933	Pittsburgh	2	2	0	0	0	0	0	0	0	--	--	.000
1934	Pittsburgh	3	6	0	2	1	0	0	1	1	0	--	.333
1935	Pittsburgh	6	11	1	0	0	0	0	0	2	0	--	.000
1936	Pittsburgh	145	554	77	160	27	4	6	102	50	5	--	.289
1937	Pittsburgh	120	413	57	105	20	4	6	48	47	2	--	.254
1938	Pittsburgh	45	112	18	33	5	0	3	19	9	2	--	.295
1939	Pittsburgh	100	345	41	80	23	1	7	43	29	3	--	.232
1940	Pittsburgh	38	78	8	15	3	1	0	7	8	0	--	.192
1943	Boston-NL	13	19	3	8	3	0	0	1	2	0	--	.421
10-YEAR TOTALS		479	1564	208	413	85	10	22	225	151	13	--	.264

*Brubaker played at UCLA from 1929-1932; his UCLA stats are not available.

TYSON BRUMMETT (2012)

YR	TEAM	W-L	ERA	G/GS	IP	CG	SV	H	R	ER	SO	BB	HP
2012	Philadelphia	0-0	0.00	1/0	0.2	0	0	2	0	0	2	0	0
1-YEAR TOTALS		0-0	0.00	1/0	0.2	0	0	2	0	0	2	0	0

Brummett at UCLA (2006-2007)

YR	W-L	ERA	G/GS	SV	IP	CG	H	R	ER	SO	BB	HP	WP
2006	6-7	4.52	17/15	1	97.2	1	103	57	49	83	32	7	9
2007	10-6	4.04	20/18	0	138.0	7	146	73	62	111	33	9	8
2 YEARS	16-13	4.24	37/33	1	235.2	8	249	130	111	194	65	16	17

ERIC BYRNES (2000-2010)

YR	TEAM	G	AB	R	H	2B	3B	HR	RBI	BB	SB	CS	AVG.
2000	Oakland	10	10	5	3	0	0	0	0	0	2	1	.300
2001	Oakland	19	38	9	9	1	0	3	5	4	1	0	.237
2002	Oakland	90	94	24	23	4	2	3	11	4	3	0	.245
2003	Oakland	121	414	64	109	27	9	12	51	42	10	2	.263
2004	Oakland	143	569	91	161	39	3	20	73	46	17	1	.283
2005	Oak/Bal/Col	126	412	49	93	24	3	10	40	32	7	1	.225
2006	Arizona	143	562	82	150	37	3	26	79	34	25	3	.267
2007	Arizona	160	626	103	179	30	8	21	83	57	50	7	.286
2008	Arizona	52	206	28	43	13	1	6	23	16	4	4	.209
2009	Arizona	84	239	26	54	14	1	8	31	12	9	3	.226
2010	Seattle	15	32	1	3	2	0	0	0	6	1	0	.094
11-YEAR TOTALS		963	3202	482	827	191	30	109	396	253	129	23	.258

Byrnes at UCLA (1995-1998)

YR	GS-GP	AB	R	H	2B	3B	HR	RBI	BB	SO	SB	CS	AVG.
1995	56-56	238	45	77	11	2	9	35	16	38	18	5	.324
1996	62-60	225	32	76	21	1	8	56	17	41	14	2	.338
1997	67-67	277	95	92	24	1	17	60	39	42	19	1	.332
1998	57-57	244	63	81	19	2	14	52	32	42	30	4	.332
4 YEARS	242-240	984	235	326	75	6	48	203	104	163	81	12	.331

CHRIS CHAMBLISS (1971-1986)

YR	TEAM	G	AB	R	H	2B	3B	HR	RBI	BB	SB	CS	AVG.
1971	Cleveland	111	415	49	114	20	4	9	48	40	2	0	.275
1972	Cleveland	121	466	51	136	27	2	6	44	26	3	4	.292
1973	Cleveland	155	572	70	156	30	2	11	53	58	4	8	.273
1974	CLE/NYY	127	467	46	119	20	3	6	50	48	0	1	.255
1975	New York-AL	150	562	66	171	38	4	9	72	29	0	1	.304
1976	New York-AL	156	641	79	188	32	6	17	96	27	1	0	.293
1977	New York-AL	157	600	90	172	32	6	17	90	45	4	0	.287
1978	New York-AL	162	625	81	171	26	3	12	90	41	2	1	.274
1979	New York-AL	149	554	61	155	27	3	18	63	34	3	2	.280
1980	Atlanta	158	602	83	170	37	2	18	72	49	7	3	.282
1981	Atlanta	107	404	44	110	25	2	8	51	44	4	1	.272
1982	Atlanta	157	534	57	144	25	2	20	86	57	7	3	.270
1983	Atlanta	131	447	59	125	24	3	20	78	63	2	7	.280
1984	Atlanta	135	389	47	100	14	0	9	44	58	1	2	.257
1985	Atlanta	101	170	16	40	7	0	3	21	18	0	0	.235
1986	Atlanta	97	122	13	38	8	0	2	14	15	0	2	.311
1988	New York-AL	1	1	0	0	0	0	0	0	0	0	0	.000
17-YEAR TOTALS		2175	7571	912	2109	392	42	185	972	632	40	35	.279

Chambliss at UCLA (1969)

YR	G	AB	R	H	2B	3B	HR	RBI	BB	SO	SB	CS	AVG.
1969	--	188	43	64	13	3	15	45	--	--	11	--	.340
1 YEAR	--	188	43	64	13	3	15	45	--	--	11	--	.340

FLOYD CHIFFER (1982-1984)

YR	TEAM	W-L	ERA	G/GS	IP	CG	SV	H	R	ER	SO	BB	HP
1982	San Diego	4-3	2.95	51/0	79.1	0	4	73	33	26	48	34	4
1983	San Diego	0-2	3.18	15/0	22.2	0	1	17	10	8	15	10	0
1984	San Diego	1-0	7.71	15/1	28.0	0	0	42	24	24	20	16	0
3-YEAR TOTALS		5-5	4.02	81/1	130.0	0	5	132	67	58	60	10	4

Chiffer at UCLA (1975-1978)

YR	W-L	ERA	G/GS	SV	IP	CG	H	R	ER	SO	BB	HP	WP
1975	0-2	5.22	10/--	0	29.2	--	23	18	17	20	27	--	--
1976	1-4	8.00	23/2	2	54.0	--	76	55	48	29	31	--	--
1977	5-2	3.01	21/6	1	86.2	--	76	39	29	61	35	4	3
1978	11-3	1.73	19/16	0	120.0	6	98	33	23	84	37	3	1
4 YEARS	17-11	3.63	73/--	3	290.1	--	273	145	117	194	130	--	--

PAT CLEMENTS (1985-1992)

YR	TEAM	W-L	ERA	G/GS	IP	CG	SV	H	R	ER	SO	BB	HP
1985	Cal/Pit	5-2	3.46	68/0	96.1	0	3	86	37	37	36	40	2
1986	Pittsburgh	0-4	2.80	65/0	61.0	0	2	53	20	19	31	32	2
1987	New York-AL	3-3	4.95	55/0	80.0	0	7	91	45	44	36	30	3
1988	New York-AL	0-0	6.48	6/1	8.1	0	0	12	8	6	3	4	0
1989	San Diego	4-1	3.92	23/1	39.0	0	0	39	17	17	18	15	0
1990	San Diego	0-0	4.15	9/0	13.0	0	0	20	9	6	6	7	1
1991	San Diego	1-0	3.77	12/0	14.1	0	0	13	8	6	8	9	0
1992	San Diego	4-1	2.98	50/0	48.1	0	0	48	19	16	20	23	4
8-YEAR TOTALS	17-11	3.77	288/2	360.1	0	12	362	163	151	158	160	11	

Clements at UCLA (1981-1983)

YR	W-L	ERA	G/GS	SV	IP	CG	H	R	ER	SO	BB	HP	WP
1981	6-6	5.58	22/12	0	98.1	2	116	78	61	41	53	1	10
1982	9-6	6.32	23/17	0	105.1	2	125	89	74	60	76	2	12
1983	3-6	5.34	21/11	0	87.2	1	86	63	52	59	57	3	8
3 YEARS	18-18	5.78	66/40	0	291.1	5	327	230	187	160	186	6	30

DICK CONGER (1940-1942)

YR	TEAM	W-L	ERA	G/GS	IP	CG	SV	H	R	ER	SO	BB	HP
1940	Detroit	1-0	3.00	2/0	3.0	0	0	2	1	1	1	3	0
1941	Pittsburgh	0-0	0.00	2/1	4.0	0	0	3	0	0	2	3	0
1942	Pittsburgh	0-0	2.16	2/1	8.1	0	0	9	3	2	3	5	0
1943	Philadelphia	2-7	6.09	13/10	54.2	2	0	72	46	37	18	24	0
4-YEAR TOTALS	3-7	5.14	19/12	70.0	0	0	86	50	40	24	35	5	

*Conger played at UCLA in 1939; his stats from that season are not available.

UCLA'S ALL-TIME MAJOR LEAGUERS

JEFF CONINE (1990-2007)

YR	TEAM	G	AB	R	H	2B	3B	HR	RBI	BB	SB	CS	AVG.
1990	Kansas City	9	20	3	5	2	0	0	2	2	0	0	.250
1992	Kansas City	28	91	10	23	5	2	0	9	8	0	0	.253
1993	Florida	162	595	75	174	24	3	12	79	52	2	0	.292
1994	Florida	115	451	60	144	27	6	18	82	40	1	1	.319
1995	Florida	133	483	72	146	26	2	25	105	66	2	0	.302
1996	Florida	157	597	8	175	32	2	26	95	62	1	4	.293
1997	Florida	151	405	46	98	13	1	17	61	57	2	0	.242
1998	Kansas City	93	309	30	79	26	0	8	43	26	3	0	.256
1999	Baltimore	139	444	54	129	31	1	13	75	30	0	3	.291
2000	Baltimore	119	409	53	116	20	2	13	46	36	4	3	.284
2001	Baltimore	139	524	75	163	23	2	14	97	64	12	8	.311
2002	Baltimore	116	451	44	123	26	4	15	63	25	8	0	.273
2003	BAL/FLA	149	577	88	163	36	3	20	95	50	5	0	.282
2004	Florida	140	521	55	146	35	1	14	83	48	5	5	.280
2005	Florida	131	335	42	102	20	2	3	33	38	2	0	.304
2006	BAL/PHI	142	489	54	131	26	4	10	66	40	0	0	.267
2007	Cin/NYM	101	256	25	65	13	1	6	37	27	4	0	.254
17-YEAR TOTALS		2024	6957	870	1982	385	36	214	1071	671	54	29	.285

Conine at UCLA (1985-1987)

YR	W-L	ERA	G/GS	SV	IP	CG	H	R	ER	SO	BB	HP	WP
1985	0-2	7.97	9/1	0	14.2	0	20	17	13	6	8	0	1
1986	4-2	5.22	17/12	1	70.2	1	66	53	41	35	49	5	4
1987	1-0	6.94	17/3	1	36.1	0	36	36	28	25	32	3	5
3 YEARS	5-4	6.07	27/16	2	121.2	1	122	106	82	66	89	8	10

JERMAINE CURTIS (2013)

YR	TEAM	G	AB	R	H	2B	3B	HR	RBI	BB	SB	CS	AVG.
2013	St. Louis	5	3	0	0	0	0	0	0	1	0	0	.000
1-YEAR TOTALS		5	3	0	0	0	0	0	0	1	0	0	.000

Curtis at UCLA (2006-2008)

YR	GS-GP	AB	R	H	2B	3B	HR	RBI	BB	SO	SB	CS	AVG.
2006	50-44	146	34	49	12	4	0	21	24	17	1	1	.336
2007	37-37	152	31	50	8	0	4	33	15	17	5	0	.329
2008	60-60	235	45	72	18	2	2	26	42	37	9	2	.306
3 YEARS	147-141	533	110	171	38	6	6	80	81	71	15	3	.321

CODY DECKER (2015)

YR	TEAM	G	AB	R	H	2B	3B	HR	RBI	BB	SB	CS	AVG.
2015	San Diego	8	11	0	0	0	0	0	1	0	0	0	.000
1-YEAR TOTALS		8	11	0	0	0	0	0	1	0	0	0	.000

Decker at UCLA (2006-2009)

YR	GS-GP	AB	R	H	2B	3B	HR	RBI	BB	SO	SB	CS	AVG.
2006	30-13	63	9	19	2	0	5	13	4	19	0	0	.302
2007	54-49	192	33	59	11	0	14	57	17	46	1	0	.307
2008	51-46	165	21	36	6	0	7	30	26	49	2	1	.218
2009	56-55	199	55	64	9	0	21	53	36	58	2	3	.322
4 YEARS	191-163	619	118	178	28	0	47	153	83	172	5	4	.288

PAT DODSON (1986-1988)

YR	TEAM	G	AB	R	H	2B	3B	HR	RBI	BB	SB	CS	AVG.
1986	Boston	9	12	3	5	2	0	1	3	3	0	0	.417
1987	Boston	26	42	4	7	3	0	2	6	8	0	0	.167
1988	Boston	17	45	5	8	3	1	1	1	6	0	0	.178
3-YEAR TOTALS		52	99	12	20	8	1	4	10	17	0	0	.202

Dodson at UCLA (1979-1980)

YR	G	AB	R	H	2B	3B	HR	RBI	BB	SO	SB	CS	AVG.
1979	60	199	53	65	11	1	15	46	41	50	3	--	.327
1980	49	135	23	35	3	0	5	28	46	33	3	--	.259
2 YEARS	109	334	76	100	14	1	20	74	87	83	6	--	.299

MARSHALL EDWARDS (1981-1983)

YR	TEAM	G	AB	R	H	2B	3B	HR	RBI	BB	SB	CS	AVG.
1981	Milwaukee	40	58	10	14	1	1	0	4	0	6	2	.241
1982	Milwaukee	69	178	24	44	4	1	2	14	4	10	4	.247
1983	Milwaukee	51	74	14	22	1	1	0	5	1	5	5	.297
3-YEAR TOTALS		160	310	48	80	6	3	2	23	5	21	11	.258

Marshall Edwards at UCLA (1973-1974)

YR	G	AB	R	H	2B	3B	HR	RBI	BB	SO	SB	CS	AVG.
1973	28	57	9	18	3	0	1	5	--	--	7	--	.316
1974	53	184	27	48	5	0	1	16	13	18	19	--	.261
2 YEARS	81	241	36	66	8	0	2	21	--	--	26	--	.274

MIKE EDWARDS (1977-1980)

YR	TEAM	G	AB	R	H	2B	3B	HR	RBI	BB	SB	CS	AVG.
1977	Pittsburgh	7	6	1	0	0	0	0	0	0	0	2	.000
1978	Oakland	142	414	48	113	16	2	1	23	16	27	21	.273
1979	Oakland	122	400	35	93	12	2	1	23	15	10	6	.233
1980	Oakland	46	59	10	14	0	0	0	3	1	1	1	.237
3-YEAR TOTALS		317	879	94	220	28	4	2	49	32	38	30	.250

Mike Edwards at UCLA (1973-1974)

YR	G	AB	R	H	2B	3B	HR	RBI	BB	SO	SB	CS	AVG.
1973	25	89	13	29	3	2	1	12	--	--	4	--	.326
1974	60	225	43	75	15	3	14	42	14	14	12	--	.333
2 YEARS	85	314	56	104	18	5	15	54	--	--	16	--	.331

GEORGE ELDER (1949)

YR	TEAM	G	AB	R	H	2B	3B	HR	RBI	BB	SB	CS	AVG.
1949	St. Louis	41	44	9	11	3	0	0	2	4	--	--	.250
1-YEAR TOTALS		41	44	9	11	3	0	0	2	4	--	--	.250

*Elder played at UCLA in 1946 and 1947; his UCLA stats are not available.

FRANK ERNAGA (1957-1958)

YR	TEAM	G	AB	R	H	2B	3B	HR	RBI	BB	SB	CS	AVG.
1957	Chicago-NL	20	35	9	11	3	2	2	7	9	--	--	.314
1958	Chicago-NL	9	8	0	1	0	0	0	0	0	--	--	.125
2-YEAR TOTALS		29	43	9	12	3	2	2	7	9	--	--	.279

*Ernaga played at UCLA from 1949-1951; his UCLA stats are not available.

BOBBY FLOYD (1968-1974)

YR	TEAM	G	AB	R	H	2B	3B	HR	RBI	BB	SB	CS	AVG.
1968	Baltimore	5	9	0	1	1	0	0	1	0	0	0	.111
1969	Baltimore	39	84	7	17	4	0	0	1	6	0	0	.202
1970	BAL/KC	17	45	5	14	4	0	0	9	4	0	1	.311
1971	Kansas City	31	66	8	10	3	0	0	2	7	0	0	.152
1972	Kansas City	61	134	9	24	3	0	0	5	5	1	0	.179
1973	Kansas City	51	78	10	26	3	1	0	8	4	1	1	.333
1974	Kansas City	10	9	1	1	0	0	0	0	2	0	0	.111
7-YEAR TOTALS		214	425	40	93	18	1	0	26	28	2	2	.219

Floyd at UCLA (1963)

YR	G	AB	R	H	2B	3B	HR	RBI	BB	SO	SB	CS	AVG.
1963	--	148	23	43	5	2	3	26	--	--	10	--	.291
1 YEAR	--	148	23	43	5	2	3	26	--	--	10	--	.291

BEN FRANCISCO (2007-2013)

YR	TEAM	G	AB	R	H	2B	3B	HR	RBI	BB	SB	CS	AVG.
2007	Cleveland	25	62	10	17	5	0	3	12	3	0	2	.274
2008	Cleveland	121	447	65	119	32	0	15	54	40	4	3	.266
2009	CLE/PHI	126	405	58	104	30	1	15	46	38	14	7	.257
2010	Philadelphia	88	179	24	45	13	0	6	28	14	8	0	.268
2011	Philadelphia	100	250	24	61	10	1	6	34	33	4	4	.244
2012	TOR/HOU/TB	82	192	14	46	14	1	4	15	13	0	1	.240
2013	New York-AL	21	44	4	5	0	0	1	1	5	0	0	.114
7-YEAR TOTALS		563	1579	199	400	104	3	50	190	146	30	17	.253

UCLA'S ALL-TIME MAJOR LEAGUERS

MARK FYHRIE (1996-2002)

YR	TEAM	W-L	ERA	G/GS	IP	CG	SV	H	R	ER	SO	BB	HP
1996	New York-NL	0-1	15.43	2/0	2.3	0	0	4	4	4	0	3	0
1999	Anaheim	0-4	5.05	16/7	51.7	0	0	61	32	29	26	21	0
2000	Anaheim	0-0	2.39	32/0	52.7	0	0	54	14	14	43	15	0
2001	CHC/Oak.	0-2	3.15	18/0	20.0	0	0	18	7	7	11	8	0
2002	Oakland	2-4	4.44	16/4	48.7	0	0	46	25	24	29	20	4
5-YEAR TOTALS		2-11	4.00	84/11	175.1	0	0	183	82	78	109	67	4

Fyhrie at UCLA (1988-1991)

YR	W-L	ERA	G/GS	SV	IP	CG	H	R	ER	SO	BB	HP	WP
1988	3-5	3.76	24/6	1	64.2	1	69	39	27	46	31	5	1
1989	7-5	3.72	23/12	4	101.2	2	104	63	42	58	40	6	4
1990	0-1	4.50	2/0	0	2.0	0	3	1	1	2	1	1	0
1991	2-4	4.03	18/2	5	38.0	0	38	20	17	33	17	3	5
4 YEARS		12-15	3.79	67/20	10	206.1	3	214	123	87	139	89	15 10

MIKE GALLEGO (1985-1997)

YR	TEAM	G	AB	R	H	2B	3B	HR	RBI	BB	SB	CS	AVG.
1985	Oakland	76	77	13	16	5	1	1	9	12	1	1	.208
1986	Oakland	20	37	2	10	2	0	0	4	1	0	2	.270
1987	Oakland	72	124	18	31	6	0	2	14	12	0	1	.250
1988	Oakland	129	277	38	58	8	0	2	20	34	2	3	.209
1989	Oakland	133	357	45	90	14	2	3	30	34	7	5	.252
1990	Oakland	140	389	36	80	13	2	3	34	35	5	5	.206
1991	Oakland	159	482	67	119	15	4	12	49	67	6	9	.247
1992	New York-AL	53	173	24	44	7	1	3	14	20	0	1	.254
1993	New York-AL	119	403	63	114	20	1	10	54	50	3	2	.283
1994	New York-AL	89	306	39	73	17	1	6	41	38	0	1	.239
1995	Oakland	43	120	11	28	0	0	0	8	9	0	1	.233
1996	St. Louis	51	143	12	30	2	0	0	4	12	0	0	.210
1997	St. Louis	27	43	6	7	2	0	0	1	1	0	0	.163
13-YEAR TOTALS		1111	2931	374	700	111	12	42	282	326	24	31	.239

Gallego at UCLA (1979-1981)

YR	GP/GS	AB	R	H	2B	3B	HR	RBI	BB	SO	SB	CS	AVG.
1979	56/-----	208	47	61	10	3	2	28	18	35	2	--	.293
1980	56/-----	208	29	48	10	1	3	27	23	25	4	--	.231
1981	46/46	181	38	47	12	5	6	33	32	22	14	5	.260
3 YEARS		158/-----	597	114	156	32	9	11	88	73	82	20	-- .261

TROY GLAUS (1998-2010)

YR	TEAM	G	AB	R	H	2B	3B	HR	RBI	BB	SB	CS	AVG.
1998	Anaheim	48	165	19	36	9	0	1	23	15	1	0	.218
1999	Anaheim	154	551	85	132	29	0	29	79	71	5	1	.240
2000	Anaheim	159	563	120	160	37	1	47	102	112	14	11	.284
2001	Anaheim	161	588	100	147	38	2	41	108	107	10	3	.250
2002	Anaheim	156	569	99	142	24	1	30	111	88	10	3	.250
2003	Anaheim	91	319	53	79	17	2	16	50	46	7	2	.248
2004	Anaheim	58	207	47	52	11	1	18	42	31	2	3	.251
2005	Arizona	149	538	78	139	29	1	37	97	84	4	2	.258
2006	Toronto	153	540	105	136	27	0	38	104	86	3	2	.252
2007	Toronto	115	385	60	101	19	1	20	62	61	0	1	.262
2008	St. Louis	151	544	69	147	33	1	27	99	87	0	1	.270
2009	St. Louis	14	29	2	5	2	0	0	2	3	0	0	.172
2010	Atlanta	128	412	52	99	18	0	16	71	63	0	0	.240
13-YEAR TOTALS		1537	5410	889	1375	293	10	320	950	854	56	29	.254

Glaus at UCLA (1995-1997)

YR	GS-GP	AB	R	H	2B	3B	HR	RBI	BB	SO	SB	CS	AVG.
1995	55-54	217	46	56	7	0	12	39	28	55	2	3	.258
1996	57-57	216	65	76	17	1	16	50	38	37	12	2	.352
1997	67-67	264	100	108	15	1	34	91	57	52	10	0	.409
3 YEARS		179-178	697	211	240	39	2	62	180	123	144	24	5 .344

LUIS GOMEZ (1974-1981)

YR	TEAM	G	AB	R	H	2B	3B	HR	RBI	BB	SB	CS	AVG.
1974	Minnesota	82	168	18	35	1	0	0	3	12	2	3	.208
1975	Minnesota	89	72	7	10	0	0	0	5	4	0	2	.139
1976	Minnesota	38	57	5	11	1	0	0	3	3	1	0	.193
1977	Minnesota	32	65	6	16	4	2	0	11	4	0	2	.246
1978	Toronto	153	413	39	92	7	3	0	32	34	2	10	.223
1979	Toronto	59	163	11	39	7	0	0	11	6	1	0	.239
1980	Atlanta	121	278	18	53	6	0	0	24	16	0	4	.191
1981	Atlanta	35	35	4	7	0	0	0	1	6	0	1	.200
8-YEAR TOTALS		609	1251	108	263	26	5	0	90	86	6	22	.210

Gomez at UCLA (1971-1973)

YR	G	AB	R	H	2B	3B	HR	RBI	BB	SO	SB	CS	AVG.
1971	stats unavailable												
1972	--	217	29	48	7	0	1	15	--	--	15	--	.221
1973	52	186	32	56	7	3	1	18	--	--	8	--	.301
3 YEARS		career stats incomplete											

MATT GRACE (2015-19)

YR	TEAM	W-L	ERA	G/GS	IP	CG	SV	H	R	ER	SO	BB	HP
2015	Washington	2-1	4.24	26/0	17.0	0	0	26	11	8	14	8	1
2016	Washington	0-0	0.00	5/0	3.0	0	0	1	0	0	4	0	0
2017	Washington	1-0	4.32	40/1	50.0	0	2	50	25	24	31	18	3
2018	Washington	1-1	2.87	56/0	59.2	0	0	55	22	19	48	13	2
2019	Washington	1-2	6.36	51/1	46.2	0	0	61	34	33	35	10	2
2020	Arizona	0-1	54.00	3/0	1.0	0	0	5	6	6	2	2	0
5-YEAR TOTALS		5-5	4.57	181/2	177.1	0	2	198	98	90	134	51	8

Grace at UCLA (2008-10)

YR	W-L	ERA	G/GS	SV	IP	CG	H	R	ER	SO	BB	HP	WP
2008	0-0	3.55	17/3	0	33.0	0	31	18	13	18	20	3	3
2009	4-3	4.72	22/3	0	40.0	0	45	29	21	34	11	4	5
2010	0-1	3.18	33/0	1	28.1	0	26	59	44	75	39	3	2
3-YEAR TOTALS		4-4	3.91	72/6	1	101.1	0	102	59	44	75	39	10 10

MARV GUDAT (1929, 1932)

YR	TEAM	G	AB	R	H	2B	3B	HR	RBI	BB	SB	CS	AVG.
1929	Cincinnati	9	10	0	2	0	0	0	0	0	--	--	.200
1932	Chicago-NL	60	94	15	24	4	1	1	15	16	--	--	.255
2-YEAR TOTALS		69	104	15	26	4	1	1	15	16	--	--	.250
YR	TEAM	W-L	ERA	G/GS	IP	CG	SV	H	R	ER	SO	BB	HP
1929	Cincinnati	1-1	3.37	7/2	26.2	2	0	29	12	10	0	4	0
1932	Chicago-NL	0-0	0.00	1/0	1.0	0	0	1	0	0	2	0	0
2-YEAR TOTALS		1-1	3.25	8/2	27.2	2	1	30	12	10	2	4	0

*Gudat played at UCLA from 1924-1928; his UCLA stats are not available.

BOB HAMELIN (1993-1998)

YR	TEAM	G	AB	R	H	2B	3B	HR	RBI	BB	SB	CS	AVG.
1993	Kansas City	16	49	2	11	3	0	2	5	6	0	0	.224
1994	Kansas City	101	312	64	88	25	1	24	65	56	4	3	.282
1995	Kansas City	72	208	20	35	7	1	7	25	26	0	1	.168
1996	Kansas City	89	239	31	61	14	1	9	40	54	5	2	.255
1997	Detroit	110	318	47	86	15	0	18	52	48	2	1	.270
1998	Milwaukee	109	146	15	32	6	0	7	22	16	0	1	.219
6-YEAR TOTALS		497	1272	179	313	70	3	67	209	206	11	8	.246

Hamelin at UCLA (1987)

YR	G	AB	R	H	2B	3B	HR	RBI	BB	SO	SB	CS	AVG.
1987	51	130	37	47	13	0	13	47	33	43	10	2	.362
1-YEAR TOTALS	51	130	37	47	13	0	13	47	33	43	10	2	.362

UCLA'S ALL-TIME MAJOR LEAGUERS

TOM JACQUEZ (2000)

YR	TEAM	W-L	ERA	G/GS	IP	CG	SV	H	R	ER	SO	BB	HP
2000	Philadelphia	0-0	11.05	9/0	7.1	0	1	10	9	9	6	3	0
1-YEAR TOTALS		0-0	11.05	9/0	7.1	0	1	10	9	9	6	3	0

Jacquez at UCLA (1995-1997)

YR	W-L	ERA	G/GS	SV	IP	CG	H	R	ER	SO	BB	HP	WP
1995	0-1	5.14	13/1	0	28.0	0	33	19	16	7	11	1	3
1996	1-1	4.50	5/0	0	8.0	0	9	8	4	11	1	1	1
1997	10-4	3.06	19/17	0	129.1	2	115	62	44	100	42	11	3
3 YEARS	11-6	3.48	37/180	0	165.1	2	157	89	64	118	54	13	7

CASEY JANSSEN (2006-2015)

YR	TEAM	W-L	ERA	G/GS	IP	CG	SV	H	R	ER	SO	BB	HP
2006	Toronto	6-10	5.07	19/17	94.0	0	0	103	58	53	44	21	7
2007	Toronto	2-3	2.35	70/0	72.2	0	6	67	22	19	39	20	3
2009	Toronto	2-4	5.85	21/5	40.0	0	1	59	29	26	24	14	2
2010	Toronto	5-2	3.67	56/0	68.2	0	0	74	29	28	63	21	4
2011	Toronto	6-0	2.26	55/0	55.2	0	2	47	14	14	53	14	2
2012	Toronto	1-1	2.54	62/0	63.2	0	22	44	18	18	67	11	3
2013	Toronto	4-1	2.56	56/0	52.2	0	34	39	17	15	50	13	2
2014	Toronto	3-3	3.94	50/0	45.2	0	25	47	22	20	28	7	1
2015	Washington	2-5	4.95	48/0	40.0	0	0	38	22	22	27	8	1
9-YEAR TOTALS		31-29	3.63	437/22	533.0	0	90	518	231	215	395	129	25

Janssen at UCLA (2001-2004, pitching)

YR	W-L	ERA	G/GS	SV	IP	CG	H	R	ER	SO	BB	HP	WP
2001	2-3	5.57	13/4	1	32.1	0	35	23	20	22	19	0	2
2002	4-2	4.06	8/8	0	44.1	0	47	27	20	47	33	2	5
2003	6-6	5.88	16/14	0	72.0	1	93	55	47	73	25	6	9
2004	10-4	3.16	17/17	0	116.2	1	87	46	41	103	30	7	2
4 YEARS	22-15	4.34	54/43	1	265.1	2	262	151	128	245	97	15	18

Janssen at UCLA (2001-2004, hitting)

YR	GS-GP	AB	R	H	2B	3B	HR	RBI	BB	SO	SB	CS	AVG.
2001	22-4	9	1	2	1	0	1	3	1	4	0	0	.222
2002	37-31	98	20	25	2	0	3	16	14	35	2	2	.255
2003	26-22	29	4	4	1	0	0	1	6	11	1	0	.138
2004	19-17	2	0	0	0	0	0	0	0	1	0	0	.000
4 YEARS	104-74	138	25	31	4	0	4	20	21	51	3	2	.225

James Kaprielian (2020)

YR	TEAM	W-L	ERA	G/GS	IP	CG	SV	H	R	ER	SO	BB	HP
2020	Oakland	0-0	7.36	2/0	3.2	0	0	4	3	3	4	2	0
1-YEAR TOTALS		0-0	7.36	2/0	3.2	0	0	4	3	3	4	2	0

Kaprielian at UCLA (2013-15)

YR	W-L	ERA	G/GS	SV	IP	CG	H	R	ER	SO	BB	HP	WP
2013	0-0	1.55	34/0	2	40.2	0	19	12	7	53	24	5	10
2014	7-6	2.29	15/15	0	106.0	1	76	29	27	108	35	6	4
2015	10-4	2.03	17/16	0	106.2	0	86	32	24	114	33	10	5
3 YEARS	17-10	2.06	66/31	2	253.1	1	181	73	58	275	92	21	19

ERIC KARROS (1991-2004)

YR	TEAM	G	AB	R	H	2B	3B	HR	RBI	BB	SB	CS	AVG.
1991	Los Angeles	14	14	0	1	1	0	0	1	1	0	0	.071
1992	Los Angeles	149	545	63	140	30	1	20	88	37	2	4	.257
1993	Los Angeles	158	619	74	153	27	2	23	80	34	0	1	.247
1994	Los Angeles	111	406	51	108	21	1	14	46	29	2	0	.266
1995	Los Angeles	143	551	83	164	29	3	32	105	61	4	4	.298
1996	Los Angeles	154	608	84	158	29	1	34	111	53	8	0	.260
1997	Los Angeles	162	628	86	167	28	0	31	104	61	15	7	.266
1998	Los Angeles	139	507	59	150	20	1	23	87	47	7	2	.296
1999	Los Angeles	153	578	74	176	40	0	34	112	53	8	5	.304
2000	Los Angeles	155	584	84	146	29	0	31	106	63	4	3	.250
2001	Los Angeles	121	438	42	103	22	0	15	63	41	3	1	.235
2002	Los Angeles	142	524	52	142	26	1	13	73	37	4	2	.271
2003	Chicago-NL	114	336	37	96	16	1	12	40	28	1	1	.286
2004	Oakland	40	103	8	20	6	0	2	11	7	1	0	.194
14-YEAR TOTALS		1755	6441	797	1724	324	11	284	1027	552	59	30	.268

Karros at UCLA (1986-1988)

YR	G	AB	R	H	2B	3B	HR	RBI	BB	SO	SB	CS	AVG.
1986	12	22	6	10	1	0	1	12	1	3	0	0	.454
1987	66	269	62	84	23	3	8	57	34	34	8	2	.312
1988	58	241	53	100	14	2	17	54	33	28	11	3	.415
3 YEARS		136	532	121	194	38	5	26	123	68	19	5	.365

RICK KESTER (1968-1970)

YR	TEAM	W-L	ERA	G/GS	IP	CG	SV	H	R	ER	SO	BB	HP
1968	Atlanta	0-0	5.68	5/0	6.1	0	0	8	4	4	9	3	0
1969	Atlanta	0-0	13.50	1/0	2.0	0	0	5	3	3	2	0	0
1970	Atlanta	0-0	5.57	15/0	32.1	0	0	36	24	20	20	19	0
3-YEAR TOTALS		0-0	5.98	21/0	40.2	0	0	49	31	27	31	22	0

Kester at UCLA (1966-1967)

YR	W-L	ERA	G	SV	IP	CG	H	R	ER	SO	BB	HP	WP
1966	4-7	2.61	36	--	100.0	--	92	48	29	98	48	--	--
1967	10-2	2.35	20	--	83.0	--	58	36	22	104	36	--	--
2 YEARS	14-9	2.51	56	--	183.0	--	150	84	51	202	84	--	--

KEVIN KRAMER (2018-19)

YR	TEAM	G	AB	R	H	2B	3B	HR	RBI	BB	SB	CS	AVG.
2018	Pittsburgh	21	37	5	5	0	0	0	4	2	0	0	.135
2019	Pittsburgh	22	42	5	7	1	0	0	5	6	0	1	.167
2-YEAR TOTALS		43	79	10	7	1	0	0	9	8	0	1	.152

Kramer at UCLA (2012-15)

YR	G	AB	R	H	2B	3B	HR	RBI	BB	SO	SB	CS	AVG.
2012	44	121	18	34	5	0	0	13	7	19	1	1	.281
2013	66	245	41	68	11	2	3	42	30	47	9	9	.278
2015	61	254	55	82	14	2	7	34	36	38	7	8	.323
3 YEARS		171	620	114	184	30	4	10	89	73	104	17	.297

TIM KUBINSKI (1997-1999)

YR	TEAM	W-L	ERA	G/GS	IP	CG	SV	H	R	ER	SO	BB	HP
1997	Oakland	0-0	5.68	11/0	12.2	0	0	12	9	8	10	6	1
1999	Oakland	0-0	5.84	11/4	12.1	0	0	14	8	8	7	5	1
2-YEAR TOTALS		0-0	5.76	22/4	25.0	0	0	26	17	16	17	11	2

Kubinski at UCLA (1991-1993)

YR	W-L	ERA	G/GS	SV	IP	CG	H	R	ER	SO	BB	HP	WP
1991	4-2	4.88	17/1	0	31.1	0	34	19	17	21	19	3	1
1992	5-1	4.24	19/9	0	70.0	1	63	42	33	43	30	7	6
1993	11-3	4.03	17/17	0	125.0	4	126	63	56	86	35	8	10
3 YEARS	20-6	4.22	53/27	0	226.1	5	233	124	106	150	84	18	17

TIM LEARY (1981-1994)

YR	TEAM	W-L	ERA	G/GS	IP	CG	SV	H	R	ER	SO	BB	HP
1981	New York-NL	0-0	0.00	1/1	2.0	0	0	0	0	0	3	1	0
1983	New York-NL	1-1	3.38	2/2	10.2	1	0	15	10	4	9	4	0
1984	New York-NL	3-3	4.02	20/7	53.2	0	0	61	28	24	29	18	2
1985	Milwaukee	1-4	4.05	5/5	33.1	0	0	40	18	15	29	8	1
1986	Milwaukee	12-12	4.21	33/30	188.1	3	0	216	97	88	110	53	7
1987	Los Angeles	3-11	4.76	39/12	107.2	0	1	121	62	57	61	36	2
1988	Los Angeles	17-11	2.91	35/34	228.9	9	0	201	87	74	180	56	6
1989	LA/CIN	8-14	3.52	33/31	207.0	2	0	205	84	81	123	68	5
1990	New York-AL	9-19	4.11	31/31	208.0	6	0	202	105	95	138	78	7
1991	New York-AL	4-10	6.49	28/28	120.2	1	0	150	89	87	83	57	4
1992	NY/SEA	8-10	5.36	26/23	141.0	3	0	131	89	84	46	87	9
1993	Seattle	11-9	5.05	33/27	169.1	0	0	202	104	95	68	58	8
1994	Texas	1-1	8.14	6/3	21.0	0	0	26	19	19	9	11	1
13-YEAR TOTALS		78-105	4.36	292/224	1491.1	25	1	1570	792	723	888	535	52

UCLA'S ALL-TIME MAJOR LEAGUERS

MIKE MAGNANTE (1991-2002)

YR	TEAM	W-L	ERA	G/GS	IP	CG	SV	H	R	ER	SO	BB	HP
1991	Kansas City	0-1	2.45	38/0	55.0	0	0	55	19	15	42	23	0
1992	Kansas City	4-9	4.94	44/12	89.1	0	0	115	53	49	31	35	2
1993	Kansas City	1-2	4.08	7/6	35.1	0	0	37	16	16	16	11	1
1994	Kansas City	2-3	4.60	36/1	47.0	0	0	55	27	24	21	16	0
1995	Kansas City	1-1	4.23	28/0	44.2	0	0	45	23	21	28	16	2
1996	Kansas City	2-2	5.67	38/0	54.0	0	0	58	38	34	32	24	4
1997	Houston	3-1	2.27	40/0	47.2	0	1	39	16	12	43	11	0
1998	Houston	4-7	4.88	48/0	51.2	0	2	56	28	28	39	26	4
1999	Anaheim	5-2	3.38	53/0	69.1	0	0	68	30	26	44	29	3
2000	Oakland	1-1	4.31	55/0	39.2	0	0	50	22	19	17	19	2
2001	Oakland	3-1	2.77	65/0	55.1	0	0	50	23	17	23	13	1
2002	Oakland	0-2	5.97	32/0	28.2	0	0	38	22	19	11	11	1
12-YEAR TOTALS		26-32	4.08	484/19	617.2	0	3	666	317	280	347	234	20

Magnante at UCLA (1984-1988)

YR	W-L	ERA	G/GS	SV	IP	CG	H	R	ER	SO	BB	HP	WP
1984	2-0	5.40	7/0	0	8.2	0	8	6	2	5	4	0	0
1986	2-0	4.43	6/3	0	22.1	0	24	15	11	14	14	1	1
1987	4-1	6.23	15/1	0	34.2	0	38	26	24	22	28	4	1
1988	14-4	3.93	25/21	1	137.1	7	139	74	60	101	51	9	5
4 YEARS	22-5	4.30	53/25	1	203.0	7	209	121	97	142	97	14	7

RYAN McGUIRE (1997-2002)

YR	TEAM	G	AB	R	H	2B	3B	HR	RBI	BB	SB	CS	AVG.
1997	Montreal	84	199	22	51	15	2	3	17	19	1	4	.256
1998	Montreal	130	210	17	39	9	0	1	10	32	0	0	.186
1999	Montreal	88	140	17	31	7	2	2	18	27	1	1	.221
2000	New York-NL	1	2	0	0	0	0	0	0	1	0	0	.000
2001	Florida	48	54	8	10	2	0	1	8	7	1	0	.185
2002	Baltimore	17	26	0	2	1	0	0	2	2	0	0	.077
6-YEAR TOTALS		368	631	64	133	34	4	7	55	88	3	5	.211

McGuire at UCLA (1991-1993)

YR	G	AB	R	H	2B	3B	HR	RBI	BB	SO	SB	CS	AVG.
1991	51	135	30	43	13	1	7	30	25	29	1	2	.319
1992	63	234	56	74	19	1	14	61	48	41	15	2	.316
1993	60	221	71	83	11	0	26	91	62	38	14	3	.376
3 YEARS		174	590	157	200	43	2	47	182	135	108	30	.339

ADAM MELHUSE (2000-2008)

YR	TEAM	G	AB	R	H	2B	3B	HR	RBI	BB	SB	CS	AVG.
2000	L.A./Col.	24	24	3	4	0	1	0	4	3	0	0	.167
2001	Colorado	40	71	5	13	2	0	1	8	6	1	0	.183
2003	Oakland	40	77	13	23	7	0	5	14	9	0	0	.299
2004	Oakland	69	214	23	55	11	0	11	31	16	0	1	.257
2005	Oakland	39	97	11	24	7	0	2	12	5	0	0	.247
2006	Oakland	49	128	10	28	8	0	4	18	9	0	1	.219
2007	Oak/Texas	35	94	8	20	4	0	1	9	7	0	0	.213
2008	Texas/Col.	15	30	3	5	1	0	0	2	2	0	0	.167
8-YEAR TOTALS		311	735	76	172	40	1	24	98	193	1	2	.234

Melhuse at UCLA (1992-1993)

YR	GP	AB	R	H	2B	3B	HR	RBI	BB	SO	SB	CS	AVG.
1992	63	228	43	59	10	3	10	41	47	50	9	3	.259
1993	60	250	64	86	19	2	10	50	34	30	5	6	.344
2 YEARS		123	478	107	145	29	5	20	91	80	14	9	.303

ERIC NOLTE (1987-1991)

YR	TEAM	W-L	ERA	G/GS	IP	CG	SV	H	R	ER	SO	BB	HP
1987	San Diego	2-6	3.21	12/12	67.1	1	0	57	28	24	44	36	2
1988	San Diego	0-0	6.00	2/0	3.0	0	0	3	2	2	1	2	0
1989	San Diego	0-0	11.00	3/1	9.0	0	0	15	12	11	8	7	0
1991	S.D./Texas	3-2	10.22	9/6	24.2	0	0	40	28	28	16	13	0
4-YEAR TOTALS		5-8	5.63	26/19	104.0	1	0	115	70	65	69	58	2

Nolte at UCLA (1984-1985)

YR	W-L	ERA	G/GS	SV	IP	CG	H	R	ER	SO	BB	HP	WP
1984	0-0	7.50	6/3	0	12.0	0	11	10	10	8	15	1	3
1985	6-2	6.75	24/11	0	72.0	1	74	61	54	45	60	2	0
2 YEARS	6-2	6.86	30/14	0	84.0	1	85	71	64	53	75	3	3

JIM PARQUE (1998-2003)

YR	TEAM	W-L	ERA	G/GS	IP	CG	SV	H	R	ER	SO	BB	HP
1998	Chicago-AL	7-5	5.10	21/21	113.0	0	0	135	72	64	77	44	6
1999	Chicago-AL	9-15	5.13	31/30	173.2	1	0	210	111	99	111	79	10
2000	Chicago-AL	13-6	4.28	33/32	187.0	0	0	208	105	89	111	71	11
2001	Chicago-AL	0-3	8.04	5/5	28.0	1	0	36	26	25	15	10	2
2002	Chicago-AL	1-4	9.95	8/4	25.1	0	0	34	29	28	13	16	1
2003	Tampa Bay	1-1	11.94	5/5	17.1	0	0	27	23	23	8	16	1
6-YEAR TOTALS		31-34	5.42	103/97	544.1	2	0	650	366	328	335	241	31

Parque at UCLA (1995-1997)

YR	W-L	ERA	G/GS	SV	IP	CG	H	R	ER	SO	BB	HP	WP
1995	6-3	3.94	14/14	0	89.0	2	90	45	39	84	35	1	0
1996	9-3	3.72	18/17	0	125.2	5	142	71	52	116	38	4	9
1997	13-2	3.08	19/19	0	120.0	3	117	56	41	119	63	5	12
3 YEARS	28-8	3.55	51/50	0	334.2	10	349	172	132	319	136	10	21

ADAM PLUTKO (2016-2021)

YR	TEAM	W-L	ERA	G/GS	IP	CG	SV	H	R	ER	SO	BB	HP
2016	Cleveland	0-0	7.36	2/0	3.2	0	0	5	3	3	1	2	0
2018	Cleveland	4-5	5.28	17/12	76.2	0	1	78	45	45	60	23	1
2019	Cleveland	7-5	4.86	21/20	109.1	0	0	115	61	59	78	26	4
2020	Cleveland	2-2	4.88	10/4	27.2	0	1	30	15	15	15	7	1
2021	Baltimore	1-2	6.71	38/1	56.1	0	1	65	43	42	44	27	3
5-YEAR TOTALS		14-14	5.39	88/37	273.2	0	3	293	167	164	200	85	9

Plutko at UCLA (2011-2013)

YR	W-L	ERA	G/GS	SV	IP	CG	H	R	ER	SO	BB	HP	WP
2011	7-4	2.01	16/15	0	107.2	1	73	28	24	92	24	5	2
2012	12-3	2.48	18/18	0	119.2	2	91	35	33	99	47	6	2
2013	10-3	2.25	19/19	0	124.0	1	92	35	31	81	30	9	2
3 YEARS	29-10	2.25	53/52	0	351.1	4	256	98	88	272	101	20	6

CHRIS PRITCHETT (1996-2000)

YR	TEAM	G	AB	R	H	2B	3B	HR	RBI	BB	SB	CS	AVG.
1996	California	5	13	1	2	0	0	0	1	0	0	0	.154
1998	Anaheim	31	80	12	23	2	1	2	8	4	2	0	.288
1999	Anaheim	20	45	3	7	1	0	1	2	2	1	1	.156
2000	Philadelphia	5	11	0	1	0	0	0	0	1	0	0	.091
4-YEAR TOTALS		61	149	16	33	3	1	3	11	7	3	1	.221

Pritchett at UCLA (1989-1991)

YR	G	AB	R	H	2B	3B	HR	RBI	BB	SO	SB	CS	AVG.
1989	25	42	5	10	2	0	0	5	4	7	0	0	.238
1990	67	277	73	102	14	1	13	67	28	36	3	2	.368
1991	58	241	52	79	11	0	18	57	29	47	6	1	.328
3 YEARS		150	560	130	191	27	1	31	129	61	90	9	.341

ROB RASMUSSEN (2014-2015)

YR	TEAM	W-L	ERA	G/GS	IP	CG	SV	H	R	ER	SO	BB	HP
2014	Toronto	0-0	3.18	10/0	11.1	0	0	8	4	4	13	7	2
2015	Toronto	0-0	0.00	1/0	1.0	0	0	1	0	0	1	0	0
2015	Seattle	2-1	10.67	19/0	14.1	0	0	25	18	17	16	8	0
2-YEAR TOTALS		2-1	7.09	30/0	26.2	0	0	34	22	21	30	15	2

UCLA'S ALL-TIME MAJOR LEAGUERS

JACKIE ROBINSON (1947-1956)

YR	TEAM	G	AB	R	H	2B	3B	HR	RBI	BB	SB	CS	AVG.
1947	Brooklyn	151	590	125	175	31	5	12	48	74	29	--	.297
1948	Brooklyn	147	574	109	170	38	8	12	85	57	22	--	.296
1949	Brooklyn	156	593	122	203	38	12	16	124	86	37	--	.342
1950	Brooklyn	144	518	99	170	39	4	14	81	80	12	--	.328
1951	Brooklyn	153	548	106	185	33	7	19	88	79	25	8	.338
1952	Brooklyn	149	510	104	157	17	3	19	75	106	24	7	.308
1953	Brooklyn	136	484	109	159	34	7	12	95	74	17	4	.329
1954	Brooklyn	124	386	62	120	22	4	15	59	63	7	3	.311
1955	Brooklyn	105	317	51	81	6	2	8	36	61	12	3	.256
1956	Brooklyn	117	357	61	98	15	2	10	43	60	12	5	.275
10-YEAR TOTALS		1382	4877	947	1518	273	54	137	734	740	197	30	.311

Robinson at UCLA (1940)

YR	G	AB	R	H	2B	3B	HR	RBI	BB	SO	SB	CS	AVG.
1940	complete stats unavailable				--	--	--	--	--	--	--	--	.097
1 YEAR	career stats incomplete				--	--	--	--	--	--	--	--	.097

RON ROENICKE (1981-1988)

YR	TEAM	G	AB	R	H	2B	3B	HR	RBI	BB	SB	CS	AVG.
1981	Los Angeles	22	47	6	11	0	0	0	0	6	1	1	.234
1982	Los Angeles	109	143	18	37	8	0	1	12	21	5	0	.259
1983	L.A./Seattle	140	343	35	82	16	0	6	35	47	9	4	.239
1984	San Diego	12	20	4	6	1	0	1	2	2	0	0	.300
1985	San Francisco	65	133	23	34	9	1	3	13	35	6	2	.256
1986	Philadelphia	102	275	42	68	13	1	5	42	61	2	2	.247
1987	Philadelphia	63	78	9	13	3	1	1	4	14	1	0	.167
1988	Cincinnati	14	37	4	5	1	0	0	5	4	0	0	.135
8-YEAR TOTALS		527	1076	141	256	51	3	17	113	190	24	9	.238

Ron Roenicke at UCLA (1977)

YR	G	AB	R	H	2B	3B	HR	RBI	BB	SO	SB	CS	AVG.
1977	52	197	36	56	8	2	9	40	35	27	9	--	.284
1 YEAR	52	197	36	56	8	2	9	40	35	27	9	--	.284

DAVE RUCKER (1981-1988)

YR	TEAM	W-L	ERA	G/GS	IP	CG	SV	H	R	ER	SO	BB	HP
1981	Detroit	0-0	6.75	2/0	4.0	0	0	3	4	3	2	1	1
1982	Detroit	5-6	3.38	27/4	64.0	1	0	62	26	24	31	23	2
1983	Det./STL	6-5	5.48	38/3	46.0	0	0	54	31	28	28	26	2
1984	St. Louis	2-3	2.10	50/0	73.0	0	0	62	23	17	38	34	1
1985	Philadelphia	3-2	4.31	39/3	79.1	0	0	83	42	38	41	40	2
1986	Philadelphia	0-2	5.76	19/0	25.0	0	0	34	19	16	14	14	0
1988	Pittsburgh	0-2	4.76	31/0	28.1	0	0	39	19	15	16	9	1
7-YEAR TOTALS		16-20	3.97	206/10	319.2	1	0	337	164	141	170	147	8

Rucker at UCLA (1976-1977)

YR	W-L	ERA	G/GS	SV	IP	CG	H	R	ER	SO	BB	HP	WP
1976	2-0	4.15	5/0	0	13.0	--	18	6	6	7	7	1	1
1977	4-3	3.49	22/4	3	59.1	4	62	27	23	32	35	1	4
2 YEARS	6-3	3.61	27/4	3	72.1	--	80	33	29	39	42	2	5

ALEX SANCHEZ (1989)

YR	TEAM	W-L	ERA	G/GS	IP	CG	SV	H	R	ER	SO	BB	HP
1989	Toronto	0-1	10.03	4/3	11.2	0	0	16	13	13	4	14	0
1-YEAR TOTALS	0-1	10.03	4/3	11.2	0	0	16	13	13	4	14	0	0

Sanchez at UCLA (1985-1987)


YR	W-L	ERA	G/GS	SV	IP	CG	H	R	ER	SO	BB	HP	WP
1985	5-7	5.26	22/16	0	95.2	1	98	68	56	85	46	3	1
1986	16-3	4.06	23/19	0	139.1	5	130	78	63	142	71	4	4
1987	6-7	5.92	28/23	1	106.1	0	110	92	70	101	95	8	9
3 YEARS	27-17	4.98	73/58	1	341.1	6	338	238	189	328	212	15	14

DAVE SCHMIDT (1981-1992)

YR	TEAM	W-L	ERA	G/GS	IP	CG	SV	H	R	ER	SO	BB	HP
1981	Texas	0-1	3.13	14/1	31.2	0	1	31	11	11	13	11	1
1982	Texas	4-6	3.20	33/8	109.2	0	6	118	45	39	69	25	5
1983	Texas	3-3	3.88	31/0	46.1	0	2	42	20	20	20	14	1
1984	Texas	6-6	2.56	43/0	70.1	0	12	69	30	20	46	20	0
1985	Texas	7-6	3.15	51/4	85.2	1	5	81	36	30	46	22	0
1986	Chicago-AL	3-6	3.31	49/1	92.1	0	8	94	37	34	67	27	5
1987	Baltimore	10-5	3.77	35/14	124.0	2	1	128	57	52	70	26	1
1988	Baltimore	8-5	3.40	41/9	129.2	0	2	129	58	49	67	38	3
1989	Baltimore	10-13	5.69	38/26	156.2	2	0	196	102	99	46	36	2
1990	Montreal	3-3	4.31	34/0	48.0	0	13	58	26	23	22	13	0
1991	Montreal	0-1	10.38	4/0	4.1	0	0	9	5	5	3	2	0
1992	Seattle	0-0	18.90	3/0	3.1	0	0	3.1	7	7	1	3	0
12-YEAR TOTALS		54-55	3.88	376/63	902.0	5	50	962	434	389	479	237	18

Schmidt at UCLA (1977-1979)

YR	W-L	ERA	G/GS	SV	IP	CG	H	R	ER	SO	BB	HP	WP
1977	6-3	3.50	13/13	0	64.1	--	66	33	25	47	29	2	6
1978	8-2	2.91	14/8	0	65.0	--	52	23	21	43	39	2	1
1979	10-2	5.09	19/18	0	93.2	--	100	62	53	81	49	1	7
3 YEARS	24-7	4.00	46/39	0	223.0	--	210	118	99	171	117	5	14



Jackie Robinson

RANDY SCHWARTZ (1965-1966)

YR	TEAM	G	AB	R	H	2B	3B	HR	RBI	BB	SB	CS	AVG.
1965	Kansas City	6	7	0	2	0	0	0	1	0	0	0	.286
1966	Kansas City	10	11	0	1	0	0	0	1	1	0	0	.091
2-YEAR TOTALS		16	18	0	3	0	0	0	2	1	0	0	.167

Schwartz at UCLA (1963-1964)

YR	G	AB	R	H	2B	3B	HR	RBI	BB	SO	SB	CS	AVG.
1963	--	145	24	51	14	2	5	26	--	--	1	--	.354
1964	stats unavailable				--	--	--	--	--	--	--	--	----
2 YEARS	career stats incomplete				--	--	--	--	--	--	--	--	----

TONY SCRUGGS (1996-2000)

YR	TEAM	G	AB	R	H	2B	3B	HR	RBI	BB	SB	CS	AVG.
1996	Texas	5	6	1	0	0	0	0	0	0	0	0	.000
1-YEAR TOTALS		5	6	1	0	0	0	0	0	0	0	0	.000

Scruggs at UCLA (1986-1987)

YR	GP/GS	AB	R	H	2B	3B	HR	RBI	BB	SO	SB	CS	AVG.
1986	50/43	171	41	59	10	1	3	24	18	28	6	3	.345
1987	40/-----	118	27	37	10	2	5	22	13	28	4	1	.314
2 YEARS	90/-----	289	68	96	20	3	8	46	31	56	10	4	.332

BUD SKETCHLEY (1942)

YR	TEAM	G	AB	R	H	2B	3B	HR	RBI	BB	SB	CS	AVG.
1942	Chicago-AL	13	36	1	7	1	0	0	3	7	--	--	.194
1-YEAR TOTALS		13	36	1	7	1	0	0	3	7	--	--	.194

*Sketchley played at UCLA from 1938-1941; his UCLA stats are not available.

DON SLAUGHT (1982-1997)

YR	TEAM	G	AB	R	H	2B	3B	HR	RBI	BB	SB	CS	AVG.
1982	Kansas City	43	115	14	32	6	0	3	8	9	0	0	.278
1983	Kansas City	83	276	21	86	13	4	0	28	11	3	1	.312
1984	Kansas City	124	409	48	108	27	4	4	42	20	0	0	.264
1985	Texas	102	343	34	96	17	4	8	35	20	5	4	.280
1986	Texas	95	314	39	83	17	1	13	46	16	3	2	.264
1987	New York-AL	95	237	25	53	15	2	8	16	24	0	3	.224
1988	New York-AL	97	322	33	91	25	1	9	32	24	1	0	.283
1989	New York-AL	117	350	34	88	21	3	5	38	30	1	1	.251
1990	Pittsburgh	84	230	27	69	18	3	4	29	27	0	1	.300
1991	Pittsburgh	77	220	19	65	17	1	1	29	21	1	0	.295
1992	Pittsburgh	87	255	26	88	17	3	4	37	17	2	2	.345
1993	Pittsburgh	116	377	34	113	19	2	10	55	29	2	1	.300
1994	Pittsburgh	76	240	21	69	7	0	2	21	34	0	0	.288
1995	Pittsburgh	35	112	13	34	6	0	0	13	9	0	0	.304
1996	Cal./Chi-AL	76	243	25	76	10	0	6	36	15	0	0	.313
1997	San Diego	20	20	2	0	0	0	0	0	5	0	0	.000
16-YEAR TOTALS		1327	4063	415	1151	235	28	77	476	311	18	15	.283

UCLA'S ALL-TIME MAJOR LEAGUERS

HAL SPINDEL (1939, 1945-1946)

YR	TEAM	G	AB	R	H	2B	3B	HR	RBI	BB	SB	CS	AVG.
1939	St. Louis	48	119	13	32	3	1	0	11	8	--	--	.269
1945	Philadelphia	36	87	7	20	3	0	0	8	6	--	--	.230
1946	Philadelphia	1	3	0	1	0	0	0	1	0	--	--	.333
3-YEAR TOTALS		85	209	20	53	6	1	0	20	14	--	--	.254

*Spindel played at UCLA between 1931-1938; his UCLA stats are not available.

EDDIE "BUD" STEWART (1941-1942, 1948-1954)

YR	TEAM	G	AB	R	H	2B	3B	HR	RBI	BB	SB	CS	AVG.
1941	Pittsburgh	73	172	27	46	7	0	0	10	12	3	--	.267
1942	Pittsburgh	82	183	21	40	8	4	0	20	22	2	--	.219
1948	NY/YWash.	124	406	57	113	18	13	7	69	49	8	9	.278
1949	Washington	118	388	58	110	23	4	8	43	49	6	4	.284
1950	Washington	118	378	46	101	15	6	4	35	46	5	4	.267
1951	Chicago-AL	95	217	40	60	13	5	6	40	29	1	6	.276
1952	Chicago-AL	92	225	23	60	10	0	5	30	28	3	0	.267
1953	Chicago-AL	53	59	16	16	2	0	2	13	14	1	0	.271
1954	Chicago-AL	18	13	0	1	0	0	0	0	3	0	0	.077
9-YEAR TOTALS		773	2041	288	547	96	32	32	260	252	29	23	.268

*Stewart played at UCLA from 1934-1937; his UCLA stats are not available.

CHASE UTLEY (2003-2018)

YR	TEAM	G	AB	R	H	2B	3B	HR	RBI	BB	SB	CS	AVG.
2003	Philadelphia	43	134	13	32	10	1	2	21	11	2	0	.239
2004	Philadelphia	94	267	36	71	11	2	13	57	15	4	1	.266
2005	Philadelphia	147	543	93	158	39	6	28	105	69	16	3	.291
2006	Philadelphia	160	658	131	203	40	4	32	102	63	15	4	.291
2007	Philadelphia	132	530	104	176	48	5	22	103	50	9	1	.332
2008	Philadelphia	159	607	113	177	41	4	33	104	64	14	2	.292
2009	Philadelphia	156	571	112	161	28	4	31	93	88	23	0	.282
2010	Philadelphia	115	425	75	117	20	2	16	65	63	13	2	.275
2011	Philadelphia	103	398	54	103	21	61	11	44	39	14	0	.259
2012	Philadelphia	83	301	48	77	15	2	11	45	43	11	1	.256
2013	Philadelphia	131	476	73	135	25	6	18	69	45	8	3	.284
2014	Philadelphia	155	589	74	159	36	6	11	78	53	10	1	.270
2015	PHI/LAD	107	373	37	79	21	2	8	39	32	4	0	.212
2016	Los Angeles (NL)	138	512	79	129	26	3	14	52	40	2	2	.252
2017	Los Angeles (NL)	127	309	43	73	20	4	8	34	32	6	1	.236
2018	Los Angeles (NL)	87	164	18	35	10	1	1	14	17	3	1	.213
16-YEAR TOTALS		1937	6857	1103	1885	411	58	259	1025	724	154	22	.275

Utley at UCLA (1998-2000)

YR	GP/GS	AB	R	H	2B	3B	HR	RBI	BB	SO	SB	CS	AVG.
1998	53/44	194	35	62	11	0	15	49	12	44	1	2	.320
1999	62/62	271	66	86	13	2	16	56	26	54	5	1	.317
2000	64/64	283	81	108	17	2	22	69	65	122	15	1	.382
3 YEARS		170/170	748	182	256	41	4	53	174	65	122	21	.342

ERIC VALENT (2001-2005)

YR	TEAM	G	AB	R	H	2B	3B	HR	RBI	BB	SB	CS	AVG.
2001	Philadelphia	22	41	3	4	2	0	0	1	4	0	0	.098
2002	Philadelphia	7	10	1	2	0	0	0	0	0	0	0	.200
2003	Cincinnati	18	42	3	9	0	0	0	1	2	0	0	.214
2004	New York-NL	130	270	39	72	15	2	13	34	28	0	1	.267
2005	New York-NL	28	43	4	8	3	0	0	1	7	0	0	.186
5-YEAR TOTALS		205	406	50	95	20	2	13	37	41	0	1	.234

Valent at UCLA (1996-1998)

YR	GP/GS	AB	R	H	2B	3B	HR	RBI	BB	SO	SB	CS	AVG.
1996	64/62	228	56	66	12	0	12	55	35	33	6	0	.289
1997	67/67	274	74	93	16	3	27	91	37	46	3	2	.339
1998	57/57	220	69	74	10	1	30	73	36	37	4	2	.336
3 YEARS		188/186	722	199	233	38	4	69	219	108	116	13	.323

COLIN WARD (1985)

YR	TEAM	W-L	ERA	G/GS	IP	CG	SV	H	R	ER	SO	BB	HP
1985	San Francisco	0-0	4.38	6/2	12.1	0	0	10	6	6	8	7	0
1-YEAR TOTAL		0-0	4.38	6/2	12.1	0	0	10	6	6	8	7	0

Ward at UCLA (1981-1982)

YR	W-L	ERA	G/GS	SV	IP	CG	H	R	ER	SO	BB	HP	WP
1981	3-5	7.59	20/11	0	72.1	0	82	71	61	45	58	4	6
1982	7-6	4.51	25/21	0	121.2	3	109	78	61	106	99	4	13
2 YEARS	10-11	5.65	45/32	0	194.0	3	191	149	122	151	157	8	19

Zack Weiss (2018)

YR	TEAM	W-L	ERA	G/GS	IP	CG	SV	H	R	ER	SO	BB	HP
2009	Cincinnati	0-0	INF	1/0	0.0	0	0	2	4	4	0	2	0
1-YEAR TOTAL		0-0	INF	1/0	0.0	0	0	2	4	4	0	2	0

Weiss at UCLA (2011-13)

YR	W-L	ERA	G/GS	SV	IP	CG	H	R	ER	SO	BB	HP	WP
2011	5-3	2.86	22/9	0	66.0	0	44	24	21	53	22	15	5
2012	3-3	4.28	17/13	0	69.1	0	73	42	33	44	32	10	4
2013	5-4	2.25	43/0	0	40.0	0	36	13	10	27	12	10	6
3 YEARS		13-10	82/22	0	175.1	0	153	79	64	124	66	35	15

WES WHISLER (2009)

YR	TEAM	W-L	ERA	G/GS	IP	CG	SV	H	R	ER	SO	BB	HP
2009	Chicago-AL	0-0	13.50	3/0	1.1	0	0	0	2	2	2	3	0
1-YEAR TOTAL		0-0	13.50	3/0	1.1	0	0	0	2	2	2	3	0

Whisler at UCLA (2002-2004)

YR	W-L	ERA	G/GS	SV	IP	CG	H	R	ER	SO	BB	HP	WP
2002	5-2	4.06	18/13	0	84.1	1	94	52	38	59	40	8	7
2003	3-7	5.66	15/15	0	82.2	1	96	63	52	53	30	7	4
2004	3-5	5.24	16/15	0	92.2	2	103	58	54	60	35	13	2
3 YEARS	11-14	4.99	49/43	0	259.2	4	293	173	144	172	105	28	13

JIM YORK (1970-1976)

YR	TEAM	W-L	ERA	G/GS	IP	CG	SV	H	R	ER	SO	BB	HP
1970	Kansas City	1-1	3.38	4/0	8.0	0	0	5	3	3	6	2	0
1971	Kansas City	5-5	2.89	53/0	93.1	0	3	70	32	30	103	44	3
1972	Houston	0-1	5.25	26/0	36.0	0	0	45	21	21	25	18	1
1973	Houston	3-4	4.42	41/0	53.0	0	6	65	26	26	22	20	1
1974	Houston	2-2	3.29	28/0	38.1	0	1	48	20	14	15	19	1
1975	Houston	4-4	3.86	19/4	46.2	0	0	43	22	20	17	25	5
1976	New York-AL	1-0	5.59	3/0	9.2	0	0	14	7	6	6	4	1
6-YEAR TOTALS		16-17	3.79	174/4	285.0	0	10	290	131	120	194	132	12

York at UCLA (1968-1969)

YR	W-L	ERA	G	SV	IP	CG	H	R	ER	SO	BB	HP	WP
1968	7-4	1.48	27	--	60.2	--	45	16	10	70	24	--	--
1969	2-2	2.55	21	--	42.1	--	32	15	13	32	18	--	--
2 YEARS	9-6	2.01	48	--	103.0	--	77	31	23	102	42	--	--

MATT YOUNG (1983-1993)

YR	TEAM	W-L	ERA	G/GS	IP	CG	SV	H	R	ER	SO	BB	HP
1983	Seattle	11-15	3.27	33/32	203.2	5	0	178	86	74	130	79	7
1984	Seattle	6-8	5.72	22/22	113.1	1	0	141	81	72	73	57	1
1985	Seattle	12-19	4.91	37/35	218.1	5	1	242	135	119	136	76	7
1986	Seattle	8-6	3.82	65/5	103.2	1	13	108	50	44	82	46	8
1987	Los Angeles	5-8	4.47	47/0	54.1	0	11	62	30	27	42	17	0
1989	Oakland	1-4	6.75	26/4	37.1	0	0	42	31	28	27	31	0
1990	Seattle	8-18	3.51	34/33	225.1	7	0	198	106	88	176	107	6
1991	Boston	3-7	5.18	19/16	88.2	0	0	92	55	51	69	53	2
1992	Boston	0-4	70.2	8/1	70.2	1	0	69	42	36	57	42	3
1993	Cleveland	1-6	74.1	22/8	74.1	0	0	75	45	43	65	47	3
10-YEAR TOTALS		55-95	4.40	338/163	1189.2	20	25	1207	661	582	857	565	37

MLB DRAFT HISTORY



Matt McLain
2021 (1st round, 17th overall)
Cincinnati Reds

Player, Pos.	Team	Round
2021 (10)		

Matt McLain, SS	Reds (17)	1st
JT Schwartz, 1B	Mets	4th
Nick Nastrini, P	Dodgers	4th
Kevin Kendall, INF	Mets	7th
Noah Cardenas, C	Twins	8th
Jesse Bergin, P	Marlins	11th
Sean Mullen, P	Rays	11th
Adrian Chaidze, P	Astros	15th
Mikey Perez, INF	Twins	15th
Zach Pettway, P	Guardians	16th

2020 (2)

Garrett Mitchell, OF	Brewers (20)	1st
Holden Powell, P	Nationals	3rd

2019 (13)

Michael Togli, 1B	Rockies (23)	1st
Ryan Garcia, P	Rangers	2nd
Chase Strumpf, 2B	Cubs	2nd
Ryan Kreidler, INF	Tigers	4th
Jack Ralston, P	Cardinals	7th
Jeremy Ydens, OF	Nationals	8th
Justin Hooper, P	Royals	14th
Jack Stronach, OF	Padres	21st
Jake Pries, OF	Yankees	24th
Nate Hadley, P	Twins	25th
Kyle Molnar, P	Angels	26th
Jake Hirabayashi, UT	Twins	39th
Ty Haselman, C	Dodgers	40th

2018 (4)

Jake Bird, P	Rockies	5th
Jon Olsen, P	Twins	12th
Daniel Amaral, OF	Pirates	14th
Jeremy Ydens, OF	D'Backs	33rd

2017 (6)

Griffin Canning, P	Angels	2nd
Sean Bouchard, INF	Rockies	9th
Scott Burke, P	Orioles	20th
Nick Valaika, INF	Pirates	24th
Brett Stephens, OF	Rockies	28th
Moises Ceja, P	Rockies	32nd

2016 (5)

Grant Dyer, P	Phillies	8th
Luke Persico, INF	Athletics	12th
Eric Fila, OF	Mariners	20th
Kort Peterson, OF	Royals	23rd
Christoph Bono, OF	Giants	37th



Garrett Mitchell
2020 (1st round, 20th overall)
Milwaukee Brewers

Player, Pos.	Team	Round
2015 (8)		

James Kaprielian, P	Yankees (16)	1st
Kevin Kramer, INF	Pirates	2nd
Cody Poteet, P	Marlins	4th
David Berg, P	Cubs	6th
Ty Moore, OF	Pirates	12th
Grant Watson, P	Giants	16th
Chris Keck, INF	Rockies	18th
Tucker Forbes, P	Giants	30th

2014 (4)

Shane Zeile, C/INF	Tigers	5th
Max Schuh, P	Orioles	7th
Jake Ehret, P	Reds	14th
David Berg, P	Rangers	17th

2013 (7)

Nick Vander Tuig, P	Giants	6th
Zack Weiss, P	Reds	6th
Pat Valaika, INF	Rockies	9th
Adam Plutko, P	Guardians	11th
Brenton Allen, OF	Nationals	20th
Kevin Williams, INF	Marlins	29th
Ryan Deeter, P	Brewers	32nd

2012 (7)

Jeff Gelalich, OF	Reds (57)	^1st
Beau Amaral, OF	Reds	7th
Tyler Heineman, C	Astros	8th
Scott Griggs, P	Dodgers	8th
Trevor Brown, C/INF	Giants	10th
Eric Jaffe, P	White Sox	11th
Cody Keefer, OF	Marlins	15th

2011 (9)

Gerrit Cole, P	Pirates (1)	1st
Trevor Bauer, P	D'Backs (3)	1st
Steve Rodriguez, C	D'Backs	15th
Dean Espy, 1B	Royals	15th
Mitchell Beacom, P	Giants	20th
Tyler Rahmatulla, INF	Cardinals	34th
Chris Giovinazzo, OF	Angels	39th
Adrian Williams, INF	Brewers	45th
Brandon Lodge, P	Angels	47th



James Kaprielian
2015 (1st round, 16th overall)
New York Yankees

Player, Pos.	Team	Round
2010 (11)		

Rob Rasmussen, P	Marlins	2nd
Dan Klein, P	Orioles	3rd
Matt Grace, P	Nationals	8th
Garrett Claypool, P	Phillies	11th
Matt Drummond, P	Orioles	20th
Chris Giovinazzo, OF	Rockies	21st
Erik Goeddel, P	Mets	24th
Brett Krill, OF	Giants	25th
Niko Gallego, INF	D'Backs	27th
Mitchell Beacom, P	Royals	36th
Blair Dunlap, OF	Orioles	43rd

2009 (8)

Casey Haerther, INF	Angels	5th
Gavin Brooks, P	Yankees	9th
Charles Brewer, P	D'Backs	12th
Brendan Lafferty, P	Royals	18th
Cody Decker, INF	Padres	22nd
Gabe Cohen, OF	Rays	29th
Garrett Claypool, P	Athletics	32nd
Jason Novak, P	Cardinals	48th

2008 (5)

Tim Murphy, P	Rangers	3rd
Brandon Crawford, INF	Giants	4th
Jermaine Curtis, INF	Cardinals	5th
Alden Carrithers, INF	Tigers	15th
Ryan Babineau, C	D'Backs	17th

2007 (3)

Brant Rustich, P	Mets	2nd
Tyson Brummett, P	Phillies	7th
Kevin Brophy, P	Devil Rays	21st

2006 (12)

David Huff, P	Guardians (39)	^1st
Hector Ambriz, P	D'Backs	5th
Jarrad Page, OF	Angels	7th
Josh Roenicke, P	Reds	10th
Brant Rustich, P	Guardians	13th
Brett McMillan, INF	Nationals	14th
Paul Oseguera, P	Giants	16th
Sean Smith, INF	D'Backs	21st
Chris Jensen, OF	Dodgers	22nd
Eric Taylor, Jr., UTL	Astros	30th
Brian Schroeder, P	Cardinals	33rd
Daniel Miltenberger, P	Guardians	46th



Gerrit Cole
2011 (1st round, 1st overall)
Pittsburgh Pirates

Player, Pos.	Team	Round
2005 (3)		

Chris Denove, C	Reds	32nd
Jarrad Page, OF	Rockies	36th
Brett McMillan	Nationals	36th

2004 (9)

Wes Whisler, P	White Sox	2nd
Casey Janssen, P	Blue Jays	4th
Billy Susdorf, OF	Rangers	6th
Ryan McCarthy, SS	White Sox	9th
David Johnson, P	Brewers	15th
Kyle Wilson, P	Dodgers	22nd
Brandon Averill, INF	Astros	24th
Mike Svetlic, INF	Cubs	29th
Matt Thayer, OF	Padres	31st

2003 (3)

Mike Kunes	Giants	23rd
Chris Cordeiro	Rangers	29th
Casey Janssen	Orioles	49th

2002 (2)

Ben Francisco, OF	Guardians	5th
Rashad Parker, UTL	Mets	23rd

2001 (5)

Josh Karp, P	Expos (6)	1st
Jon Brandt, P	Padres	16th
Josh Canales, SS	Dodgers	16th
Randall Shelley, 3B	Rangers	17th
Matt Pearl, OF	Cardinals	34th

2000 (12)

Chase Utley, 2B	Phillies (15)	1st
Rob Henkel, P	Marlins	3rd
Garrett Atkins, 1B	Rockies	5th
Bill Scott, OF	Brewers	8th
Ryan Carter, P	Phillies	8th
Forrest Johnson, C	Tigers	13th
Charles Merricks, OF	Rockies	17th
Chad Cislak, P	Guardians	19th
Nick Lyon, OF	Devil Rays	20th
Ryan Hamill, C	Cardinals	25th
Brian Baron, OF	Twins	46th
Freddie Mitchell, OF	White Sox	50th

1999 (2)

Jack Santora, SS	D'Backs	19th
Rob Henkel, P	Mets	20th

MLB DRAFT HISTORY



Josh Karp
2001 (1st round, 6th overall)
Montreal Expos

Player, Pos.	Team	Round
1998 (5)		
Eric Valent, OF	Phillies (42)	^1st
Eric Byrnes, OF	Athletics	8th
Gabe Crecion, P	Yankees	16th
Casey Cloud, C	Pirates	27th
Nick Theodorou, 2B	Dodgers	27th
1997 (8)		
Troy Glaus, 3B	Angels (3)	1st
Jim Parque, P	White Sox (46)	^1st
Eric Byrnes, OF	Astros	4th
Tom Jacquez, P	Phillies	6th
Jake Meyer, P	White Sox	7th
Jon Heinrichs, OF	Marlins	9th
Peter Zamora, P	Dodgers	20th
John Phillips, P	Yankees	63rd
1996 (6)		
Kevin Sheredy, P	Cardinals	7th
Ryan Lynch, P	Twins	12th
Tim DeCinces, C	Orioles	17th
Rick Heineman, P	White Sox	32nd
Zak Ammirato, INF	Marlins	34th
Ryan O'Toole, P	Mets	54th
1995 (3)		
Jeff Howatt, P	Mets	24th
Gar Vallone, INF	Angels	24th
Brett Schafer, CF	Royals	36th
1994 (4)		
Brian Stephenson, P	Cubs	2nd
Mike Mitchell, 1B	Yankees	9th
David Roberts, OF	Tigers	28th
Brett Schafer, OF	Royals	63rd
1993 (9)		
Ryan McGuire, 1B	Red Sox	3rd
Tim Kubinski, P	Athletics	7th
John Myrow, OF	Rockies	9th
Matt Schwenke, C	Dodgers	9th
Adam Melhuse, 3B	Blue Jays	13th
Travis Boyd, SS	Padres	31st
Gabe Sollecito, P	Tigers	38th
David Roberts, OF	Guardians	47th
Jon Van Zandt, P	Marlins	53rd
1992 (5)		
Pete Janicki, P	Angels (8)	1st
Michael Moore, OF	Dodgers (36)	^1st
Adam Schulhofer, P	Cubs	9th
Robert Hinds, 2B	Yankees	10th
Shawn Wills, OF	Phillies	15th



Chase Utley
2000 (1st round, 15th overall)
Philadelphia Phillies

Player, Pos.	Team	Round
1991 (10)		
Chris Pritchett, 1B	Angels	2nd
Joel Wolfe, OF	Athletics	3rd
David Tokheim, OF	Phillies	7th
Gary Hagy, SS	Angels	10th
Kevin Webb, 3B	Astros	11th
Michael Fyhrie, P	Royals	12th
Shawn Wills, OF	Expos	12th
Mike Lewis, P	Twins	21st
Tim Lindsay, P	Blue Jays	21st
Jim Bonds, P	Athletics	56th
1990 (5)		
Paul Ellis, C	Cardinals (30)	^1st
Dave Zancanaro, P	Athletics (34)	^1st
Robbie Kattzaroff, OF	Expos	14th
Mike Hankins, SS	Yankees	32nd
John Sutherland, P	Yankees	33rd
1989 (5)		
Dave Keating, OF	Tigers	5th
John Sutherland, P	White Sox	8th
Scott Cline, 3B	Brewers	26th
Charlie Fiacco, 2B	Cubs	36th
Shawn Wills, OF	Astros	43rd
1988 (6)		
Eric Karros, 1B	Dodgers	6th
Charlie Fiacco, OF	Brewers	10th
Mike Magnante, P	Royals	11th
Joey James, DH	Guardians	16th
Scott Cline, 3B	Mariners	28th
Dave Keating, OF	Guardians	31st
1987 (9)		
Alex Sanchez, P	Blue Jays (17)	1st
Billy Haselman, C	Rangers (23)	1st
Randy Hennis, P	Astros	2nd
Torey Lovullo, 3B	Tigers	5th
Tony Scruggs, OF	Rangers	7th
Steve Stowell, P	Twins	16th
Keith Shibata, P	Royals	24th
Steve Hisey, OF	Mariners	35th
Jeff Conine, P	Royals	55th
1986 (8)		
Todd Zeile, C	Cardinals	2nd
Tony Scruggs, OF	Angels	7th
Gary Gorski, P	Angels	14th
Steve Stowell, P	Astros	14th
Dana Ridenour, P	Yankees	16th
John Joslyn, 1B	Royals	26th
Torey Lovullo, 2B	Royals	27th
Gary Berman, 1B	Phillies	38th



Troy Glaus
1997 (1st round, 3rd overall)
Anaheim Angels

Player, Pos.	Team	Round
1985 (5)		
Eric Nolte, P	Padres	6th
Andy Naworski, P	Dodgers	13th
Jeff Hirsch, P	Cubs	22nd
Scott Kershaw, P	White Sox	^^1st
Vince Lopez, SS	White Sox	^^2nd
1984 (5)		
Shane Mack, OF	Padres (11)	1st
Jeff Pries, P	Yankees (22)	1st
Lindsay Meggs, INF	Royals	15th
Pete Beall, INF	Angels	16th
Daniel Sullivan, 1B	Red Sox	22nd
1983 (6)		
Rich Amaral, 2B	Cubs	2nd
Pat Clements, P	Angels	4th
Lindsay Meggs, INF	Brewers	19th
Pete Beall, INF	Brewers	23rd
Vince Beringhele, OF	Dodgers	24th
Mike Young, OF	Mets	37th
1982 (3)		
Colin Ward, P	Tigers	3rd
Brian Graham, INF	Athletics	4th
Jeff McDonald, P	Mariners	5th
1981 (3)		
Mike Gallego, INF	Athletics	2nd
Eric Broersma, P	Twins	3rd
Greg Norman, INF	Tigers	22nd
1980 (6)		
Matt Young, P	Mariners	2nd
Pat Dodson, 1B	Red Sox	6th
Todd Gauntlett, INF	Dodgers	7th
Don Slaught, C	Royals	7th
Eric Broersma, P	Athletics	15th
Jim Thomas, C	Padres	28th
1979 (8)		
Tim Leary, P	Mets (2)	1st
Jim Auten, OF	Expos	5th
Vern Followell, INF	Tigers	8th
Dan Gausepohl, OF	Padres	11th
Don Slaught, C	Brewers	21st
Dave Schmidt, P	Rangers	27th
Mark Miller, OF	Reds	27th
Scott Bollens, P	Tigers	31st



Pete Janicki
1992 (1st round, 8th overall)
California Angels

Player, Pos.	Team	Round
1978 (6)		
Craig Johnson, OF	Tigers	2nd
Floyd Chiffer, P	Padres	5th
Ray Townsend, INF	Reds	6th
Dave Baker, INF	Blue Jays	11th
Dennis Delany, C	Cardinals	12th
Mike Carpenter, 1B	Cardinals	16th
1977 (3)		
Dennis Delany, C	Dodgers	13th
Floyd Chiffer, P	Padres	5th
Ron Roenicke, OF	Dodgers	^^1st
1976 (3)		
Earl Battey, INF	Padres	14th
Bob Lizarraga, P	Royals	17th
Ed Cowan, P	Royals	18th
1975 (2)		
Andy Lopez, INF	Tigers	9th
Venoy Garrison, OF	Tigers	21st
1974 (2)		
Mike Edwards, INF	Pirates	7th
Tim Doerr, INF	Reds	18th
1973 (4)		
Bob Adams, INF	Tigers	3rd
Luis Gomez, INF	Twins	7th
Greg Zail, P	Padres	15th
Bill Hobbs, UTL	Athletics	21st
1972 (2)		
Gary Robson, P	Orioles	5th
Mike Gerakos, 3B	Twins	19th
1971 (1)		
Rick Pope, P	Cardinals	^^1st
1969 (3)		
Guy Hansen, P	Royals	20th
Jim York, P	Royals	59th
Gary Sanserino, SS	Royals	87th
1968 (1)		
Ross Hoffman, 1B	Expos	9th
1967 (2)		
Johnny Lung, INF	Cubs	11th
Bob Wiswell, P	Braves	17th
1966 (1)		
Rick Ganulin, UTL	Angels	33rd
1965 (1)		
Ted Bashore, UTL	Braves	15th

^ First round selection (supplemental phase)

^^ Selected in June secondary phase

GAME-BY-GAME RESULTS

1955 (22-9-1, 9-6, 4th)

Head Coach: Arthur Reichle

Date	Opponent	Result	Record
2/26	Alumni	W 7-6	1-0
3/1	Long Beach CC	W 11-5	2-0
3/4	Peterson All-Stars	W 11-3	3-0
3/5	at Los Angeles Angels	W 9-6	4-0
3/9	Fort Ord	W 8-7	5-0
3/12	Camp Pendleton Marines	W 2-1	6-0
3/15	Portland Beavers	W 2-0	7-0
3/16	at Hollywood Stars	L 6-5	7-1
3/19*	at USC	W 10-6	8-1
3/22	Hollywood Star B's	W 5-2	9-1
3/23	Pepperdine	W 8-2	10-1
3/25*	Santa Clara	W 7-0	11-1
3/26*	Santa Clara	W 6-2	12-1
3/29	Boise (Pioneer League)	T 6-6	12-1-1
3/30	at Los Angeles Angels	L 11-1	12-2-1
4/1*	at Stanford	L 11-2	12-3-1
4/2*	at California	L 5-4	12-4-1
4/2*	at California	W 10-4	13-4-1
4/6	Pepperdine	W 15-9	14-4-1
4/11	College of Pacific	W 23-2	15-4-1
4/12	Arizona	W 11-2	16-4-1
4/16	Los Angeles Angels	W 19-0	17-4-1
4/20	Los Angeles State	L 6-2	17-5-1
4/22*	Stanford	W 11-1	18-5-1
4/23*	Stanford	W 11-7	19-5-1
4/29*	California	L 6-5	19-6-1
5/6*	at USC	L 14-8	19-7-1
5/7*	USC	L 7-1	19-8-1
5/13*	at Stanford	L 3-1	19-9-1
5/14*	Santa Clara	W 23-6	20-9-1
5/14*	Santa Clara	W 14-2	21-9-1
5/17*	USC	W 18-4	22-9-1

*CIBA game

1956 (11-21-2, 5-11, 4th)

Head Coach: Arthur Reichle

Date	Opponent	Result	Record
2/25	Alumni	L 7-3	0-1
3/2	Long Beach CC	L 4-2	0-2
3/3	Chicago W.S. Minors	L 3-1	0-3
3/6	Pepperdine	T 6-6	0-3-1
3/9	Orange Coast College	W 10-1	1-3-1
3/10	Santa Barbara College	W 17-4	2-3-1
3/13	Camp Pendleton	L 3-2	2-4-1
3/16	at Fresno State	L 6-4	2-5-1
3/17	at Fresno State	L 15-4	2-6-1
3/23*	Santa Clara	L 6-3	2-7-1
3/24*	Santa Clara	W 8-1	3-8-1
3/26	at Los Angeles Angels	L 11-6	3-9-1
3/27	San Jose State	W 5-4	4-9-1
3/30*	Stanford	L 9-0	4-10-1
3/31*	Stanford	L 4-3	4-11-1
4/3	Arizona	T 3-3	4-11-2
4/6*	at Santa Clara	W 11-3	5-11-2
4/7*	at California	W 7-4	6-11-2
4/7*	at California	L 4-3	6-12-2
4/9	Fort Ord	L 7-6	7-13-2
4/10	Fort Ord	W 15-4	7-13-2
4/17*	USC	L 5-3	7-14-2
4/20*	at Santa Clara	W 17-8	8-14-2
4/21*	at Stanford	L 9-8	8-15-2
4/21*	at Stanford	L 5-4	8-16-2
4/24	George Air Force Base	W 18-0	9-16-2
4/27	at Arizona	L 10-0	9-17-2
4/28	at Arizona	L 10-0	9-18-2
5/1	Long Beach CC	W 6-0	10-18-2
5/4*	USC	L 2-1	10-18-2
5/5*	at USC	L 15-8	10-19-2
5/7*	at USC	L 4-3	10-20-2
5/11*	California	L 5-4	10-20-2
5/12*	California	W 5-4	11-20-2

*CIBA game

1957 (15-15-2, 5-9, 4th)

Head Coach: Arthur Reichle

Date	Opponent	Result	Record
2/26	Long Beach CC	T 4-4	0-0-1
3/2	Chicago W.S. Minors	W 15-1	1-0-1
3/2	Alumni	L 6-1	1-1-1
3/5	Pepperdine	W 13-5	2-1-1
3/8	Miller's Playtimers	L 2-0	2-2-1
3/12	San Diego Marines	T 3-3	2-2-2
3/15	College of Sequoias	W 11-3	3-2-2
3/16	Chicago W.S. Minors	W 12-2	4-2-2
3/19	Santa Barbara College	W 8-7	5-2-2
3/20	Chicago W.S. Minors	W 9-0	6-2-2
3/22	at Fresno State	W 9-3	7-2-2
3/23	at Fresno State	L 5-2	7-3-2
3/26	at Hollywood Stars	L 12-1	7-4-2
3/27	Vancouver Mounties	L 9-8	7-5-2
3/30*	at Stanford	W 11-2	8-5-2
3/30*	at Stanford	L 5-0	8-6-2
4/1*	at California	L 13-8	8-7-2
4/5*	at USC	L 3-1	8-8-2
4/6*	USC	L 8-3	8-9-2
4/12*	California	L 1-0	8-10-2
4/13*	California	L 9-4	8-11-2
4/16	Long Beach CC	L 9-8	8-12-2
4/19*	at California	W 7-0	9-12-2
4/26*	Stanford	L 6-3	9-13-2
4/27*	Stanford	W 1-0	10-13-2
4/30	San Jose State	W 9-3	11-13-2
5/3*	at USC	L 5-1	11-14-2
5/4*	USC	L 12-8	11-15-2
5/11	Air Force	W 4-3	12-15-2
5/11	Air Force	W 17-4	13-15-2
5/17*	Santa Clara	W 12-5	14-15-2
5/18*	Santa Clara	W 7-0	15-15-2

*CIBA game

1958 (14-19, 5-11, 4th)

Head Coach: Arthur Reichle

Date	Opponent	Result	Record
2/22	Alumni	W 12-1	1-0
2/26	Chicago W.S. Minors	W 17-7	2-0
2/28	Miller's Playtimers	W 5-4	3-0
3/1	Chicago W.S. Minors	L 6-1	3-1
3/1	Chicago W.S. Minors	L 7-2	3-2
3/4	Long Beach CC	W 5-3	4-2
3/7	Orange Coast College	W 5-0	5-2
3/8	Miller's Playtimers	W 3-0	6-2
3/8	Miller's Playtimers	W 4-1	7-2
3/11	Chicago W.S. Minors	W 8-7	8-2
3/22	Vancouver	L 1-0	8-3
3/22	Vancouver	L 7-0	8-4
3/28*	Stanford	L 3-0	8-5
3/29*	Stanford	L 7-4	8-6
4/4*	California	W 4-2	9-6
4/5*	California	W 8-5	10-6
4/9	at Long Beach CC	L 3-2	10-7
4/11	Arizona	L 3-2	10-8
4/12	Arizona	W 7-3	11-8
4/15	Pepperdine	L 6-4	11-9
4/18*	Santa Clara	L 9-4	11-10
4/19*	Santa Clara	W 5-4	12-10
4/25*	at Santa Clara	L 8-6	12-11
4/26*	at Stanford	W 4-1	13-11
4/26*	at Stanford	L 11-3	13-12
5/2*	USC	L 3-0	13-13
5/3*	at USC	L 21-2	13-14
5/9	San Diego Marines	L 2-0	13-15
5/16*	at Santa Clara	L 9-8	13-16
5/17*	at California	W 3-2	14-16
5/17*	at California	L 6-2	14-17
5/23*	at USC	L 23-1	14-18
5/24*	USC	L 15-1	14-19

*CIBA game

1959 (9-26, 2-14, 5th)

Head Coach: Arthur Reichle

Date	Opponent	Result	Record
2/24	Long Beach CC	W 13-2	1-0
2/25	at L.A. Minor Leaguers	W 5-2	2-0
2/27	Scoremaster All-Stars	L 3-1	2-1
2/28	Cincinnati Minor Leaguers	L 10-9	2-2
3/3	Cincinnati Minor Leaguers	W 5-4	3-2
3/6	at Arizona	L 15-3	3-3
3/7	at Arizona	L 18-6	3-4
3/7	at Arizona	W 7-6	4-4
3/10	UC Santa Barbara	L 8-6	4-5
3/13	at San Diego Marines	L 4-2	4-6
3/14	at San Diego State	L 11-4	4-7
3/17	Cal Poly	W 12-6	5-7
3/20	at Fresno State	L 7-0	5-8
3/21	at Fresno State	W 10-9	6-8
3/24	Orange Coast College	L 10-3	6-9
3/27*	Stanford	L 3-0	6-10
3/28*	Stanford	L 10-7	6-11
3/31	Arizona	L 3-1	6-12
4/3*	Santa Clara	L 7-1	6-13
4/4*	Santa Clara	L 3-2	6-14
4/7	Pepperdine	W 8-3	7-14
4/10*	at USC	L 5-1	7-15
4/11*	USC	L 10-6	7-16
4/17*	at Santa Clara	W 11-10	8-16
4/18*	at Stanford	L 3-2	8-17
4/18*	at Stanford	L 1-0	8-18
4/21	Camp Pendleton Marines	L 6-3	8-19
4/28	San Diego Marines	L 9-5	8-20
5/1*	at USC	L 9-0	8-21
5/2*	USC	L 9-3	8-22
5/8*	at Santa Clara	L 6-5	8-23
5/9*	at California	L 3-2	8-24
5/9*	at California	L 5-3	8-25
5/15*	California	L 14-3	8-26
5/16*	California	W 2-0	9-26

*CIBA game

1960 (18-29-1, 4-12, 5th)

Head Coach: Arthur Reichle

game results not available

1961 (25-15-5, 7-9, 3rd)

Head Coach: Arthur Reichle

Date	Opponent	Result	Record
2/18	Alumni	W 8-7	1-0
2/21	Chicago W.S. Minors	T 0-0	1-0-1
2/24	Chicago W.S. Minors	T 9-9	1-0-2
2/25	Baltimore Oriole Juniors	W 7-3	2-0-2
2/25	Baltimore Oriole Juniors	W 7-0	3-0-2
2/28	at El Camino College	T 5-5	3-0-3
3/1	Chicago W.S. Minors	W 9-5	4-0-3
3/3	Los Angeles State	W 5-4	5-0-3
3/4	Chicago W.S. Minors	W 5-3	6-0-3
3/8	at Occidental	T 5-5	6-0-4
3/10	San Diego	W 3-2	7-0-4
3/11	Cal Poly	W 5-4	8-0-4
3/11	Cal Poly	W 10-0	9-0-4
3/14	at Los Angeles State	L 10-2	9-1-4
3/17	at Fresno State	L 2-0	9-2-4
3/18	at Fresno State	W 10-4	10-2-4
3/21	Brigham Young	T 5-5	10-2-5
3/23	at Cal Poly Pomona	W 7-4	11-2-5
3/25*	at USC	L 7-2	11-3-5
3/31*	Stanford	W 4-3	12-3-5
4/1*	Stanford	W 5-3	13-3-5
4/4	Notre Dame	L 7-2	13-4-5
4/5	Arizona	W 3-1	14-4-5
4/7*	Santa Clara	W 7-4	15-4-5
4/8*	Santa Clara	W 4-1	16-4-5
4/11	El Camino College	L 6-5	16-5-5
4/14*	at Santa Clara	L 10-7	16-6-5
4/15*	at Stanford	W 4-2	17-6-5
4/15*	at Stanford	W 4-0	18-6-5
4/18	Long Beach State	W 7-0	19-6-5
4/21	Pepperdine	W 5-3	20-6-5
4/22	Long Beach CC	L 8-4	20-7-5
4/28*	California	W 1-0	21-7-5
4/29*	California	L 2-1	21-8-5
5/2*	USC	L 3-1	21-9-5
5/5*	at USC	L 11-8	21-10-5
5/6*	USC	L 6-4	21-11-5
5/9	at Pepperdine	W 2-1	22-11-5
5/10	Loyola	W 4-3	23-11-5
5/12	College of Sequoias	W 4-1	24-11-5
5/13	at Occidental	W 9-5	25-11-5
5/16	Cal Poly Pomona	L 8-3	25-12-5
5/19*	at Santa Clara	L 6-5	25-13-5
5/20*	at California	L 5-0	25-14-5
5/20*	at California	L 4-2	25-15-5

*CIBA game

GAME-BY-GAME RESULTS

1962 (23-22-3, 4-12, 5th)

Head Coach: Arthur Reichle

Date	Opponent	Result	Record
2/14	Phillie Minors	T 4-4	0-0-1
2/17	Chicago W.S. Minors	L 5-1	0-1-1
2/17	Chicago W.S. Minors	L 4-1	0-2-1
2/20	Boston R.S. Minors	W 3-1	1-2-1
2/22	Chicago W.S. Minors	T 6-6	1-2-2
2/24	New York Mets Minors	L 4-3	1-3-2
2/27	Valley College	W 13-0	2-3-2
3/2	at Arizona	L 11-4	2-4-2
3/3	at Arizona	W 8-3	3-4-2
3/3	at Arizona	T 5-5	3-4-3
3/7	Pierce College	L 3-2	3-5-3
3/9	College of Sequoias	W 7-3	4-5-3
3/10	L.A. Angels (semipro)	W 13-1	5-5-3
3/13	Westmont College	W 10-1	6-5-3
3/14	Occidental	W 5-3	7-5-3
3/16	San Diego	W 6-2	8-5-3
3/17*	USC	L 11-1	8-6-3
3/23	Whittier College	W 13-9	9-6-3
3/24	Cal Poly Pomona	W 4-0	10-6-3
3/26	Hawaii	W 6-5	11-6-3
3/27	Los Angeles State	L 6-3	11-7-3
3/30*	Santa Clara	W 1-0	12-7-3
3/31*	Santa Clara	L 5-3	12-8-3
4/3	Cal Poly Pomona	W 4-3	13-8-3
4/4	Loyola	W 5-3	14-8-3
4/6*	at Stanford	W 3-1	15-8-3
4/7*	at California	L 4-3	15-9-3
4/10	El Camino	W 2-1	16-9-3
4/11	at Occidental	W 3-1	17-9-3
4/13*	Stanford	W 6-4	18-9-3
4/14*	Stanford	L 4-0	18-10-3
4/16#	vs. USC	L 6-2	18-11-3
4/17#	vs. San Jose State	W 12-219	11-3
4/18#	vs. Arizona State	W 12-520	11-3
4/19#	vs. Cal Poly Pomona	W 8-121	11-3
4/20#	vs. Los Angeles State	W 4-322	11-3
4/21*	at USC	L 11-522	12-3
4/24	Arizona	L 7-122	12-3
4/27*	at Stanford	L 10-922	14-3
4/28*	at Santa Clara	L 6-122	15-3
4/28*	at Santa Clara	L 10-222	16-3
5/1	at S.F. Valley State	L 14-1322	17-3
5/4*	USC	L 5-322	18-3
5/5*	at USC	L 6-522	19-3
5/8	at Los Angeles State	L 2-022	20-3
5/11*	California	L 2-122	21-3
5/12*^	California	W 6-123	21-3
5/12*	California	L 5-123	22-3

* CIBA game

Los Angeles State Easter Classic

^ Completion of susp. game (began in Berkeley, April 7)

1963 (30-17-2, 9-7, 2nd)

Head Coach: Arthur Reichle

Date	Opponent	Result	Record
2/12	Phillie Minors	L 2-1	0-1
2/13	Chicago W.S. Minors	L 5-2	0-2
2/14	Los Angeles Angels Juniors	T 2-2	0-2-1
2/15	Cal Poly	W 5-2	1-2-1
2/16	Cal Poly	W 4-1	2-2-1
2/19	Phillie Minors	W 3-2	3-2-1
2/20	Chicago W.S. Minors	L 4-3	3-3-1
2/22	at Occidental	L 3-2	3-4-1
2/23	Boston R.S. Minors	W 8-2	4-4-1
2/26	at El Camino	W 3-2	5-4-1
2/27	Boston R.S. Minors	W 10-8	6-4-1
3/1	at Cal Poly Pomona	W 3-1	7-4-1
3/2	at San Diego	W 16-4	8-4-1
3/5	at Pierce College	W 7-3	9-4-1
3/8	at Arizona	L 7-3	9-5-1
3/9	at Arizona	W 10-9	10-5-1
3/9	at Arizona	W 8-5	11-5-1
3/12	Valley College	T 3-3	11-5-2
3/15*	at USC	W 13-3	12-5-2
3/16*	at USC	W 3-1	13-5-2
3/22*	Santa Clara	W 8-4	14-5-2
3/23*	Santa Clara	W 3-2	15-5-2
3/26	Los Angeles State	W 3-2	16-5-2
3/27	S.F. Valley State	L 5-0	16-6-2
3/29*	California	W 1-0	17-6-2
3/30*	California	W 4-2	18-6-2
4/2	Westmont College	W 7-6	19-6-2
4/3	Pepperdine	L 4-2	19-7-2
4/5*	at Santa Clara	W 2-1	20-7-2
4/8#	vs. Fresno State	W 7-2	21-7-2
4/9#	vs. Long Beach State	L 5-4	21-8-2
4/10#	vs. Cal Poly Pomona	L 3-0	21-9-2
4/16	College of Sequoias	W 2-1	22-9-2
4/17	New Mexico	W 6-0	23-9-2
4/19*	at Santa Clara	L 4-123	10-2
4/20*	at Stanford	L 3-023	11-2
4/20*	at Stanford	L 3-123	12-2
4/22*	at California	L 10-323	13-2
4/22*	at California	L 2-123	14-2
4/23	Long Beach State	W 13-724	13-2
4/24	Cal Poly Pomona	L 8-024	15-2
4/27	Arizona	W 6-125	15-2
5/1	Loyola	W 4-026	15-2
5/3*	USC	W 11-227	15-2
5/4*	USC	L 1-027	16-2
5/7	at Los Angeles State	W 3-128	16-2
5/8	San Diego	W 5-229	16-2
5/10*	Stanford	W 6-030	16-2
5/11*	Stanford	L 7-320	17-2

* CIBA Game

Los Angeles State Tournament

1964 (35-16-2, 13-7, 3rd)

Head Coach: Arthur Reichle

game results not available

1965 (33-15, 10-10, 4th)

Head Coach: Arthur Reichle

game results not available

1966 (35-24, 10-10, 4th)

Head Coach: Arthur Reichle

Date	Opponent	Result	Record
2/4	Alumni	W 6-3	1-0
2/9	Phillie Minors	W 6-3	2-0
2/11	at Millers Playtimers	W 10-3	3-0
2/12	Cal Poly	L 14-11	3-1
2/15	Phillie Minors	L 7-6	3-2
2/16	Long Beach State	W 8-0	4-2
2/18	at Fresno State	L 7-2	4-3
2/19	at Fresno State	W 9-7	5-3
2/19	at Fresno State	W 9-4	6-3
2/22	S.F. Valley State	W 5-1	7-3
2/23	El Camino	W 13-4	8-3
2/25	at Cal State Los Angeles	W 6-5	9-3
2/26	San Diego State	L 10-5	9-4
2/26	San Diego State	W 5-4	10-4
3/1	Cal State Los Angeles	W 4-1	11-4
3/2	Whittier	W 2-1	12-4
3/4	at Arizona	L 6-3	12-5
3/5	at Arizona	L 5-3	12-6
3/5	at Arizona	L 7-6	12-7
3/8	Pierce College	W 8-6	13-7
3/9	at Cal State Los Angeles	L 9-5	14-7
3/11*	California	W 3-2	15-7
3/12*	Santa Clara	W 5-4	16-7
3/12*	Santa Clara	W 10-3	17-7
3/15	Chapman College	L 19-2	17-8
3/16	at Cal State Los Angeles	W 4-3	18-8
3/18	Arizona	W 4-3	19-8
3/19	Arizona	L 10-8	19-9
3/19	Arizona	W 9-8	20-9
3/23	Loyola	L 3-2	20-10
3/26	Cal Poly Pomona	L 6-2	20-11
3/26	Cal Poly Pomona	W 6-5	21-11
3/29	UC Riverside	W 4-2	22-11
3/30	Fullerton JC	W 11-7	23-11
4/1*	at Stanford	L 1-0	23-12
4/2*	at Santa Clara	W 6-5	24-12
4/2*	at Santa Clara	W 5-2	25-12
4/4	Pepperdine	L 6-5	25-13
4/8*	UC Santa Barbara	W 14-2	26-13
4/9*	at UC Santa Barbara	W 6-2	27-13
4/12	La Verne	W 7-0	28-13
4/13	Santa Ana	W 4-1	29-13
4/15*	at Stanford	L 7-5	29-14
4/16*	at California	L 5-4	29-15
4/16*	at California	W 3-2	30-15
4/19	at S.F. Valley State	W 7-4	31-15
4/20	at Cal Lutheran	W 5-1	32-15
4/22*	UC Santa Barbara	W 4-3	33-15
4/23*	at UC Santa Barbara	W 9-8	34-15
4/26	College of Sequoias	L 6-5	34-16
4/27	Westmont College	W 12-2	35-16
4/29*	California	L 5-2	35-17
4/30*	Stanford	L 18-0	35-18
4/30*	Stanford	L 7-0	35-19
5/6*	USC	L 13-1035	20
5/7*	at USC	L 3-2	35-21
5/11	Los Angeles CC	L 5-2	35-22
5/13*	at USC	L 13-1135	22
5/14*	USC	L 4-1	35-24

* CIBA Game

1967 (43-19, 10-6, 2nd)

Head Coach: Arthur Reichle

Date	Opponent	Result	Record
2/4	Alumni	W 15-8	1-0
2/8	Phillie Minors	W 4-3	2-0
2/11	Paramount Angels	L 4-3	2-1
2/14	Long Beach CC	W 5-4	3-1
2/16	at College of Sequoias	W 8-3	4-1
2/17	at Fresno State	L 19-3	4-2
2/18	at Fresno State	L 8-5	4-3
2/18	at Fresno State	W 8-1	5-3
2/21	at El Camino CC	L 4-3	5-4
2/22	Phillie Minors	W 11-3	6-4
2/24	at Long Beach State	W 9-7	7-4
2/25	Cal Poly	W 8-6	8-4
2/25	Cal Poly	W 7-0	9-4
2/28	at Pierce College	W 7-1	10-4
3/1	at Cal Poly Pomona	W 8-5	11-4
3/3	at Occidental	L 1-0	11-5
3/4	at UC Riverside	W 4-1	12-5
3/6	College of Sequoias	W 7-1	13-5
3/7	Cal Poly Pomona	L 9-3	13-6
3/9	at Arizona State	L 2-1	13-7
3/10	at Arizona	W 3-2	14-7
3/11	at Arizona	W 8-7	15-7
3/11	at Arizona	L 6-2	15-8
3/20#	vs. Wyoming	L 4-3	15-9
3/21#	vs. Brigham Young	W 5-4	16-9
3/21#	vs. Washington	W 2-1	17-9
3/22#	vs. UC Riverside	W 10-2	18-9
3/23#	vs. Mississippi State	W 12-10	19-9
3/24#	vs. Yale	W 2-0	20-9
3/25#	vs. Ohio State	W 4-3	21-9
3/27	at Cal State Los Angeles	L 6-4	21-10
3/28	UC Riverside	W 12-2	22-10
3/29	Yale	W 7-4	23-10
4/4	at Long Beach State	W 5-4	24-10
4/5	Pepperdine	W 8-6	25-10
4/7	Westmont College	W 8-4	26-10
4/12	Fullerton JC	W 10-2	27-10
4/14*	Washington	W 8-0	28-10
4/14*	Washington	W 3-0	29-10
4/15*	Washington State	W 11-5	30-10
4/15*	Washington State	W 6-3	31-10
4/22*	California	W 8-7	32-10
4/22*	California	W 8-3	33-10
4/25	Cal State Los Angeles	L 6-1	33-11
4/26	Chapman College	W 7-5	34-11
4/28*	at California	W 1-0	35-11
4/29*	at Stanford	L 8-3	35-12
4/29*	at Stanford	L 9-2	35-13
5/2	Cal Lutheran	W 13-5	36-13
5/3	at Chapman College	W 2-0	37-13
5/5	Santa Clara	W 8-7	38-13
5/6*	at USC	L 8-1	38-14
5/9*	at S.F. Valley State	W 3-2	39-14
5/10	Los Angeles CC	L 4-2	39-15
5/12*	at Oregon State	L 4-1	39-16
5/12*	at Oregon State	L 5-4	39-17
5/13*	at Oregon	W 10-2	40-17
5/13*	at Oregon	W 3-0	41-17
5/16	Loyola	W 7-0	42-17
5/17	UC Santa Barbara	L 2-1	42-18
5/19*	USC	W 12-8	43-18
5/20*	USC	L 10-2	43-19

* Pac-8 Games

UC Riverside Tournament

GAME-BY-GAME RESULTS

1968 (35-20, 11-8, 4th)

Head Coach: Arthur Reichle

Date	Opponent	Result	Record
2/6	Los Angeles CC	W 8-7	1-0
2/15	at College of Sequoias	L 7-3	0-1
2/16	at College of Sequoias	W 7-0	2-1
2/16	at College of Sequoias	W 9-4	3-1
2/17	at L.B. Merchants	W 11-6	4-1
2/20	at S.F. Valley State	L 3-2	4-2
2/21	at El Camino	W 5-3	5-2
2/23	at Arizona State	W 6-5	6-2
2/24	at Arizona State	L 4-3	6-3
2/24	at Arizona State	L 6-0	6-4
2/27	at Cal State Fullerton	W 4-2	7-4
2/28	San Diego State	W 3-2	8-4
3/1	UC Riverside	W 7-4	9-4
3/2	Cal Poly	W 8-4	10-4
3/2	Cal Poly	W 6-4	11-4
3/6	at Cal State Los Angeles	W 5-4	12-4
3/8	at Cal Poly Pomona	L 4-2	12-5
3/8	at Cal Poly Pomona	L 8-3	12-6
3/18#	Tennessee	W 1-0	13-6
3/19#	Brigham Young	W 5-2	14-6
3/19#	Pittsburgh	L 4-3	14-7
3/20#	UC Riverside	L 1-0	14-8
3/21#	Kansas	W 19-5	15-8
3/23#	Oregon	W 4-3	16-8
3/23#	Mississippi State	W 12-6	17-8
3/26	UC Santa Barbara	L 4-3	17-9
3/27	at Pierce College	L 4-2	17-10
3/29	Los Angeles CC	W 9-2	18-10
4/5	Chapman College	W 7-5	19-10
4/11	Arizona State	W 5-1	20-10
4/11	Arizona State	L 6-5	20-11
4/13	Occidental	W 9-3	21-11
4/16	Long Beach State	W 2-1	22-11
4/17	Fullerton JC	W 4-1	23-11
4/19*	at Stanford	L 7-3	23-12
4/20*	at California	W 3-2	24-12
4/20*	at California	W 6-3	25-12
4/23	Cal State Los Angeles	L 8-6	25-13
4/26*	Oregon	W 7-2	26-13
4/27*	Oregon State	W 11-8	27-13
4/27*	Oregon State	W 2-1	28-13
4/29*	Washington State	W 4-3	29-13
4/29*	Washington State	L 10-6	29-14
4/30*	Washington	W 5-4	30-14
5/3*	at USC	W 7-4	31-14
5/4*	at USC	L 8-3	31-15
5/7	Cal Lutheran	W 10-1	32-15
5/10*	California	L 4-2	32-16
5/11*	Stanford	L 4-0	32-17
5/11*	Stanford	L 8-4	32-18
5/17*	at Washington State	L 8-0	32-19
5/18*	at Washington	W 17-7	33-19
5/18*	at Washington	W 8-4	34-19
5/21*	at Oregon State	W 8-5	35-19
5/25*	USC	L 11-2	35-20

* Pac-8 game

UC Riverside Tournament

1969 (42-12-1, 17-4, 1st)

Head Coach: Arthur Reichle

Date	Opponent	Result	Record
2/7	Long Beach CC	W 6-0	1-0
2/11	Cal Lutheran	W 10-0	2-0
2/13	College of Sequoias	L 1-0	2-1
2/14	at Fresno State	W 4-0	3-1
2/26	Pepperdine	W 5-4	4-1
3/1	Cal Poly	W 11-1	5-1
3/1	Cal Poly	W 5-2	6-1
3/4	Loyola	W 14-7	7-1
3/5	at Occidental	W 3-1	8-1
3/7	at S.F. Valley State	W 8-3	9-1
3/8	at San Diego State	W 10-6	10-1
3/8	at San Diego State	W 9-0	11-1
3/11	Cal State Fullerton	W 6-5	12-1
3/12	at Claremont	W 13-3	13-1
3/14	at Long Beach State	W 2-1	14-1
3/25	Utah	W 5-4	15-1
3/25	Utah	W 3-0	16-1
3/28	at Chapman College	T 2-2	16-1-1
3/29	at Cal State Los Angeles	W 8-1	17-1-1
3/29	at Cal State Los Angeles	L 5-4	17-2-1
3/31^	Illinois	L 12-8	17-3-1
4/1^	Indiana	W 6-4	18-3-1
4/1^	Delaware	W 6-0	19-3-1
4/2^	UC Riverside	W 10-7	20-3-1
4/4^	Mississippi	W 5-1	21-3-1
4/5^	USC	L 11-3	21-4-1
4/5^	Brigham Young	L 11-7	21-5-1
4/8	S.F. Valley State	L 4-3	21-6-1
4/9	San Diego State	W 9-8	22-6-1
4/11*	Stanford	L 3-2	22-7-1
4/12*	California	L 3-1	22-8-1
4/12*	California	W 5-4	23-8-1
4/15	Cal Poly Pomona	W 11-8	24-8-1
4/18*	Washington State	W 1-0	25-8-1
4/19*	Washington	W 6-2	26-8-1
4/19*	Washington	W 7-0	27-8-1
4/21*	Oregon	L 2-1	27-9-1
4/21*	Oregon	W 7-0	28-9-1
4/22*	Oregon State	W 2-1	29-9-1
4/25*	at California	L 3-2	29-10-1
4/26*	at Stanford	W 5-0	30-10-1
4/26*	at Stanford	W 4-3	31-10-1
5/3*	USC	W 6-5	32-10-1
5/9*	at Oregon	W 4-1	33-10-1
5/10*	at Oregon State	W 12-2	34-10-1
5/10*	at Oregon State	W 3-1	35-10-1
5/12*	at Washington State	W 4-1	36-10-1
5/12*	at Washington State	W 9-7	37-10-1
5/13*	at Washington	W 5-2	38-10-1
5/16*	USC	W 9-4	39-10-1
5/17*	at USC	W 14-5	40-10-1
5/23#	Santa Clara	W 7-5	41-10-1
5/24#	Santa Clara	W 2-1	42-10-1
6/13%	Tulsa	L 6-5	42-11-1
6/14%	Arizona State	L 2-1	(11)42-12-1

* Pac-8 game

^ Riverside Tournament

NCAA Tournament District 8 (Sawtelle Field)

% College World Series (Omaha, Neb.)

1970 (26-24-1, 8-7, 2nd)

Head Coach: Arthur Reichle

Date	Opponent	Result	Record
2/12	at College of Sequoias	L 5-4	0-1
2/13	at Fresno State	L 1-0	0-2
2/14	at Fresno State	L 7-4	0-3
2/14	at Fresno State	W 5-4	1-3
2/17	at UC Irvine	L 7-0	1-4
2/18	at Long Beach State	L 6-5	1-5
2/20	Westmont College	L 12-10	1-6
2/21	Cal Poly	W 10-4	2-6
2/21	Cal Poly	W 10-5	3-6
2/23	San Diego State	W 13-9	4-6
2/24	Long Beach State	W 5-4	5-6
2/27	at Chapman College	L 5-3	5-7
3/3	Occidental	W 2-1	6-7
3/6	Loyola	W 4-3	7-7
3/7	at Cal State Los Angeles	W 3-2	8-7
3/7	at Cal State Los Angeles	T 4-4	8-7-1
3/10	Pepperdine	W 15-1	9-7-1
3/25	at Loyola	L 10-9	9-8-1
3/26	Gonzaga	W 8-4	10-8-1
3/27	at Loyola	L 12-4	10-9-1
3/28	Utah	W 12-9	11-9-1
3/28	Utah	L 7-5	11-10-1
4/1	Fullerton JC	W 8-6	12-10-1
4/3	UC Santa Barbara	W 6-5	13-10-1
4/4	at UC Santa Barbara	L 4-2	13-11-1
4/4	at UC Santa Barbara	L 2-1	13-12-1
4/11*	at USC	L 8-2	13-13-1
4/14	at Cal Poly Pomona	W 4-1	14-13-1
4/15	Cal Poly Pomona	L 11-9	14-14-1
4/17*	at Stanford	W 5-4	15-14-1
4/18*	at California	L 2-1	15-15-1
4/18*	at California	L 3-2	15-16-1
4/22	Pierce College	W 11-4	16-16-1
4/24*	California	W 5-1	17-16-1
4/25*	Stanford	W 8-4	18-16-1
4/25*	Stanford	L 6-0	18-17-1
4/28	Valley College	L 4-0	18-18-1
5/1*	Washington State	W 5-4	19-18-1
5/1*	Washington State	L 8-3	19-19-1
5/2*	Washington	W 7-3	20-19-1
5/2*	Washington	W 16-2	21-19-1
5/5	Chapman College	L 6-1	21-20-1
5/9*	at Oregon State	W 7-3	22-20-1
5/9*	at Oregon State	W 4-3	23-20-1
5/13	Cal Lutheran	W 11-0	24-20-1
5/15*	USC	L 8-5	24-21-1
5/16*	at USC	L 4-1	24-22-1
5/21**	Washington State	W 5-4	25-22-1
5/22**	USC	L 8-4	25-23-1
5/22**	Oregon State	W 13-2	26-23-1
5/23**	USC	L 7-1	26-24-1

* Pac-8 game

** Pac-8 Tournament game

1971 (38-17, 11-6, 3rd)

Head Coach: Arthur Reichle

Date	Opponent	Result	Record
2/9	Cal Poly Pomona	W 13-0	1-0
2/11	at College of Sequoias	W 30-0	2-0
2/12	at Fresno State	L 10-3	2-1
2/13	at Fresno State	W 9-3	3-1
2/13	at Fresno State	L 4-3	3-2
2/17	Long Beach State	L 4-2	3-3
2/19	UC Santa Barbara	L 5-3	3-4
2/20	at Chapman College	W 6-3	4-4
2/20	at Chapman College	W 4-3	5-4
2/23	Cal Poly Pomona	L 4-3	5-5
2/24	Westmont College	W 2-1	6-5
2/26	at Long Beach State	W 7-3	7-5
2/27	at Long Beach State	W 6-2	8-5
3/2	at Cal State Los Angeles	W 2-1	9-5
3/3	Cal State Los Angeles	W 6-4	10-5
3/5	at Loyola	T 6-6	10-5-1
3/6	at UC Santa Barbara	L 6-5	10-6-1
3/6	at UC Santa Barbara	W 6-0	11-6-1
3/12	Pepperdine	W 13-1	12-6-1
3/22^	Cal Poly Pomona	L 4-3	12-7-1
3/23^	UC Irvine	L 4-1	13-7-1
3/24^	Cal State Fullerton	W 14-7	14-7-1
3/25^	Chapman College	W 15-7	15-7-1
3/26^	Southern Illinois	W 6-5	16-7-1
3/27^	Chapman College	W 9-6	17-7-1
3/29	Gonzaga	L 5-0	17-8-1
3/30	at Pepperdine	L 4-1	17-9-1
4/3	at Angels	W 9-4	18-9-1
4/3	at Angels	W 4-1	19-9-1
4/6	Occidental	W 8-2	20-9-1
4/7	UC Irvine	W 9-6	21-9-1
4/13*	USC	L 7-1	21-10-1
4/16*	Stanford	W 6-4	22-10-1
4/17*	California	W 11-8	23-10-1
4/17*	California	W 8-6	24-10-1
4/20	San Diego State	W 6-5	25-10-1
4/23*	at California	L 6-1	25-11-1
4/24*	at Stanford	L 2-1	25-12-1
4/24*	at Stanford	L 3-2	25-13-1
4/28	at Cal State Los Angeles	W 13-6	26-13-1
4/30*	Oregon State	W 4-3	27-13-1
4/30*	Oregon State	W 5-1	28-13-1
5/1*	Oregon	W 3-1	29-13-1
5/1*	Oregon	W 18-1	30-13-1
5/4	Loyola	L 7-5	30-14-1
5/5	S.F. Valley State	W 31-1	31-14-1
5/7*	at Washington	W 2-1	32-14-1
5/7*	at Washington	W 12-1	33-14-1
5/8*	at Washington State	W 5-1	34-14-1
5/8*	at Washington State	W 11-0	35-14-1
5/11	at Loyola	L 8-7	35-15-1
5/11	at Loyola	W 11-10	36-15-1
5/12	Cal State Los Angeles	W 37-1	37-15-1
5/14*	at USC	L 1-0	37-16-1
5/15*	USC	L 6-3	37-17-1
5/18	Chapman College	W 6-5	38-17-1

* Pac-8 game

^ Anaheim Collegiate Baseball Tournament

GAME-BY-GAME RESULTS

1972 (32-33-1, 4-14, 4th)

Head Coach: Arthur Reichle

Date	Opponent	Result	Record
2/6	at San Diego State	L 10-6	0-1
2/6	at San Diego State	T 4-4	0-1-1
2/8	at UC Irvine	L 9-0	0-2-1
2/10	at College of Sequoias	W 24-8	1-2-1
2/11	at Fresno State	L 7-2	1-3-1
2/12	at Fresno State	L 4-3	1-4-1
2/12	at Fresno State	W 11-0	2-4-1
2/15	at Fullerton JC	W 5-4	3-4-1
2/18	Arizona	L 6-5	3-5-1
2/19	Arizona	W 11-7	4-5-1
2/19	Arizona	W 3-2	5-5-1
2/22	Cal Lutheran	L 8-6	5-6-1
2/23	Cal Poly Pomona	W 5-0	6-6-1
2/25	Loyola	L 10-9	6-7-1
2/26	Cal State Los Angeles	W 7-3	7-7-1
2/26	Cal State Los Angeles	W 10-0	8-7-1
2/29	Westmont College	W 3-2	9-7-1
3/1	Pepperdine	W 4-3	10-7-1
3/3	UC Santa Barbara	W 9-2	11-7-1
3/4	UC Santa Barbara	L 2-1	11-8-1
3/4	at UC Santa Barbara	W 2-1	12-8-1
3/7	San Diego State	W 9-3	13-8-1
3/8	at Cal State Los Angeles	W 4-3	14-8-1
3/10	at Long Beach State	W 9-1	15-8-1
3/21^	Santa Clara	W 5-2	16-8-1
3/21^	Cornell	W 11-3	17-8-1
3/22^	Tennessee	W 5-2	18-8-1
3/23^	UC Riverside	W 8-3	19-8-1
3/23^	South Carolina	W 10-0	20-8-1
3/24^	Stanford	L 6-0	20-9-1
3/25^	Arizona State	L 12-120	10-1
3/28^	Gonzaga	L 7-320	11-1
3/29^	Long Beach State	W 11-121	11-1
3/31	at Chapman College	L 6-221	12-1
4/1	at California Angels	W 4-122	12-1
4/1	at California Angels	W 11-123	12-1
4/4	at S.F. Valley State	L 4-223	13-1
4/5	at Chapman College	L 3-123	14-1
4/7*	California	L 4-223	15-1
4/8*	California	L 4-223	16-1
4/8*	California	L 4-123	17-1
4/11	S.F. Valley State	L 6-523	18-1
4/12	at Occidental	L 6-223	19-1
4/14*	at Stanford	L 4-323	20-1
4/15*	at Stanford	L 4-223	21-1
4/15*	at Stanford	W 3-124	21-1
4/18	at Cal Poly Pomona	L 2-024	22-1
4/19	UC Irvine	L 10-624	23-1
4/21*	at USC	L 2-124	24-1
4/22*	USC	L 5-224	25-1
4/22*	USC	L 10-024	26-1
4/25	Long Beach State	W 7-625	26-1
4/26	at Pepperdine	W 9-226	26-1
4/28*	Stanford	L 16-1326	27-1
4/29*	Stanford	W 8-727	27-1
4/29*	Stanford	L 20-327	28-1
5/2	Cal Poly Pomona	W 12-928	28-1
5/3	Loyola	W 8-529	28-1
5/5*	at California	L 3-229	29-1
5/6*	at California	W 9-530	29-1
5/6*	at California	L 4-330	30-1
5/9	at Cal State Los Angeles	W 14-831	30-1
5/10	at Loyola	L 3-131	31-1
5/12*	USC	L 8-631	32-1
5/13*	at USC	L 9-231	33-1
5/13*	at USC	W 7-632	33-1

* Pac-8 game

^ UC Riverside Tournament

1973 (29-24, 7-11, 3rd)

Head Coach: Arthur Reichle

Date	Opponent	Result	Record
2/9	at Fresno State	W 2-1	1-0
2/10	at Fresno State	L 6-3	1-1
2/10	at Fresno State	L 2-1	1-2
2/13	at Cal State Northridge	L 4-2	1-3
2/14	at San Diego State	W 11-6	2-3
2/16	Cal Lutheran	W 6-3	3-3
2/19	at Arizona	W 2-1	4-3
2/23	Loyola	W 10-5	5-3
2/23	Loyola	L 8-3	5-4
2/26	at Cal State Northridge	W 12-5	6-4
2/27	at Loyola	W 11-0	7-4
3/1	Chapman College	W 6-3	8-4
3/2	at Long Beach State	L 2-1	8-5
3/3	Los Angeles CC	W 11-6	9-5
3/3	Los Angeles CC	W 6-3	10-5
3/7	Occidental	W 8-1	11-5
3/10*	at USC	L 6-3	11-6
3/10*	at USC	L 10-1	11-7
3/13	Long Beach State	W 8-4	12-7
3/14	UC Santa Barbara	W 10-8	13-7
3/16	at Cal Poly Pomona	L 1-0	13-8
3/16	at Cal Poly Pomona	L 6-5	13-9
3/24	Gonzaga	W 5-1	14-9
3/24	Gonzaga	W 10-3	15-9
4/3	at Loyola	W 7-6	16-9
4/4	UC Irvine	W 3-2	17-9
4/6*	Stanford	W 3-2	18-9
4/7*	Stanford	L 7-3	18-10
4/7*	Stanford	W 4-2	19-10
4/11^	Chapman College	W 15-3	20-10
4/14*	at California	L 3-0	20-11
4/15*	at California	W 5-4	21-11
4/15*	at California	W 7-6	22-11
4/17	Cal State Northridge	L 12-1022	12
4/18	Pepperdine	W 10-3	23-12
4/20	at Cal State Los Angeles	W 6-5	24-12
4/21	at UC Santa Barbara	L 5-1	24-13
4/21	at UC Santa Barbara	W 2-1	25-13
4/24	Cal Poly Pomona	W 9-1	26-13
4/25	Westmont College	L 7-6	26-14
4/27*	California	L 3-1	26-15
4/28*	California	W 5-2	27-15
4/28*	California	L 4-2	27-16
5/1	at Cal State Los Angeles	L 6-5	27-17
5/2	at Pepperdine	L 9-3	27-18
5/4*	at Stanford	W 2-1	28-18
5/5*	at Stanford	L 4-2	28-19
5/5*	at Stanford	L 3-1	28-20
5/8	at UC Irvine	L 4-2	28-21
5/10*	at USC	W 6-5	29-21
5/11*	at USC	L 6-2	29-22
5/12*	USC	L 8-4	29-23
5/12*	USC	L 6-4	29-24

* Pac-8 Game

^ played at La Palma

1974 (26-35, 7-11, 4th)

Head Coach: Arthur Reichle

Date	Opponent	Result	Record
2/5	Cal State Northridge	L 6-5	0-1
2/6	at Long Beach State	L 4-3	0-2
2/8	Fresno State	L 5-2	0-3
2/9	at Loyola	L 10-5	0-4
2/9	at Loyola	L 5-4	0-5
2/12	at Cal State Fullerton	L 5-1	0-6
2/13	UC Irvine	L 6-2	0-7
2/15	UC Santa Barbara	L 18-8	0-8
2/16	at Cal State Los Angeles	L 6-3	0-9
2/16	at Cal State Los Angeles	L 4-3	0-10
2/18	at Arizona State	L 7-2	0-11
2/18	at Arizona State	W 7-6	1-11
2/19	at Arizona State	L 14-2	1-12
2/21	at Chapman College	L 6-3	1-13
2/23	San Diego State	L 5-1	1-14
2/23	San Diego State	W 7-3	2-14
2/26	at Occidental	W 3-2	3-14
2/27	at Pepperdine	L 1-2	3-15
3/5	CS Dominguez Hills	W 19-1	4-15
3/6	at San Diego State	W 10-5	5-15
3/8	Arizona	L 9-6	5-16
3/9	Arizona	L 13-1	5-17
3/12	Loyola	W 9-8	6-17
3/13	Cal Lutheran	W 10-6	7-17
	at UC Santa Barbara	W 13-6	8-17
3/23	Cal State Los Angeles	W 5-3	9-17
3/23	Cal State Los Angeles	W 9-1	10-17
3/25#	vs. Oregon	W 10-2	11-17
3/26#	vs. Tulane	W 4-2	12-17
3/27#	vs. Stanford	L 6-4	12-18
3/28#	vs. UC Riverside	L 8-4	12-19
3/29#	vs. Wisconsin	W 7-6	13-19
3/30#	vs. BYU	W 2-1	14-19
	vs. Arizona State	L 5-0	14-20
4/3	at UC Irvine	L 6-4	14-21
4/3	at UC Irvine	L 13-6	14-22
4/5*	at California	W 4-3	15-22
4/6*	at California	L 3-2	15-23
4/6*	at California	L 16-6	15-24
	Hawaii	W 15-6	16-24
4/10	Gonzaga	W 9-5	17-24
4/10	Gonzaga	W 13-2	18-24
4/12*	Stanford	W 8-3	19-24
4/13*	Stanford	W 6-0	20-24
4/13*	Stanford	W 11-8	21-24
4/19*	USC	L 8-2	21-25
4/20*	at USC	L 11-5	21-26
4/20*	at USC	L 6-5	21-27
4/23	at Cal Poly Pomona	W 4-2	22-27
4/24	Pepperdine	L 5-4	22-28
4/26*	at Stanford	L 2-0	22-29
4/27*	at Stanford	L 6-0	22-30
4/27*	at Stanford	L 8-7	22-31
4/30	at Cal State Northridge	L 7-6	22-32
5/1	Cal Poly Pomona	W 9-7	23-32
5/3*	California	W 11-1024	32
5/4*	California	W 5-4	25-32
5/4*	California	L 9-6	25-33
5/10*	at USC	L 10-0	25-34
5/11*	USC	W 6-5	26-34
5/11*	USC	L 22-2	26-35

* Pac-8 game

Riverside Tournament

1975 (31-22, 7-11, 3rd)

Head Coach: Gary Adams

Date	Opponent	Result	Record
2/7	at Fresno State	W 9-7	1-0
2/8	at Fresno State	W 5-2	2-0
2/8	at Fresno State	W 2-0	3-0
2/11	at UC Irvine	W 11-8	4-0
2/12	Occidental	W 12-4	5-0
2/14	Cal State Fullerton	L 7-2	5-1
2/15	at UC Santa Barbara	L 10-9	5-2
2/15	at UC Santa Barbara	W 5-1	6-2
2/17	San Diego State	W 9-4	7-2
2/17	San Diego State	W 9-6	8-2
2/21	SoCal College	W 9-0	9-2
2/22	at Cal State Los Angeles	W 9-1	10-2
2/22	at Cal State Los Angeles	W 3-1	11-2
2/25	Loyola Marymount	L 8-7	11-3
2/26	Chapman College	W 10-2	12-3
2/28	San Diego State	L 6-5	12-4
3/1	UC Irvine	W 15-6	13-4
3/1	UC Irvine	W 13-6	14-4
3/3	at Arizona	L 18-0	14-5
3/4	at Arizona	L 9-3	14-6
3/5	at Arizona State	L 15-3	14-7
3/7	Pepperdine	W 4-3	15-7
3/12	Cal State Northridge	L 9-6	15-8
3/14	at Loyola Marymount	W 15-12	16-8
3/26	Oregon	L 3-2	16-9
3/29^	Utah	W 4-3	17-9
3/31	Washington State	W 16-4	18-9
4/2	Westmont College	W 12-2	19-9
4/4*	at Stanford	W 3-0	20-9
4/5*	at Stanford	L 4-1	20-10
4/5*	at Stanford	L 7-3	20-11
4/8	at Pepperdine	W 6-1	21-11
4/11*	California	W 6-5	21-11
4/12*	California	W 9-7	22-11
4/13*	California	W 15-1123	11
4/15	Cal State Los Angeles	W 8-6	24-11
4/16	CS Dominguez Hills	W 6-1	25-11
4/18*	USC	L 7-2	25-12
4/19*	at USC	L 6-4	25-13
4/19*	at USC	L 6-4	25-14
4/22	Cal Poly Pomona	W 2-1	26-14
4/25*	at California	W 4-3	28-14
4/26*	at California	L 5-4	28-15
4/26*	at California	L 10-0	28-16
4/29	at Cal State Northridge	L 11-3	28-17
5/2*	Stanford	W 9-5	29-17
5/3*	Stanford	L 4-3	29-18
5/3*	Stanford	L 13-3	29-19
5/6	at Cal Poly Pomona	L 5-3	29-20
5/7	UC Santa Barbara	W 5-2	30-20
5/9*	at USC	W 6-3	31-20
5/10*	USC	L 10-4	31-21
5/10*	USC	L 5-0	31-22

* Pac-8 game

^ Neutral site (Pomona)

NA - Not available

GAME-BY-GAME RESULTS

1976 (35-25, 16-8, 1st)

Head Coach: Gary Adams

Date	Opponent	Result	Record
2/13	Fresno State	W 12-3	1-0
2/14	Fresno State	W 6-2	2-0
2/14	Fresno State	L 7-0	2-1
2/16	at UC Irvine	L 3-2	2-2
2/16	at UC Irvine	W 4-3	3-2
2/17	Whittier College	W 8-7	4-2
2/20	at Cal State Northridge	L 12-11	4-3
2/21	at Cal State Fullerton	L 5-1	4-4
2/21	at Cal State Fullerton	L 6-2	4-5
2/25	Long Beach State	W 3-2	5-5
2/27	Pepperdine	W 12-11	6-5
2/28	Cal State Los Angeles	W 14-4	7-5
2/28	Cal State Los Angeles	W 8-7	8-5
3/2	Occidental	W 15-3	9-5
3/4*	at USC	W 9-0	10-5
3/5*	USC	L 4-1	10-6
3/6*	USC	L 13-6	10-7
3/9	Loyola Marymount	L 13-11	10-8
3/10	Gonzaga	W 3-2	11-8
3/12*	Stanford	W 5-3	12-8
3/13*	Stanford	L 5-4	12-9
3/13*	Stanford	W 4-3	13-9
3/15	Arizona	W 5-0	14-9
3/16	at Long Beach State	L 6-4	14-10
3/17	at CS Dominguez Hills	W 4-0	15-10
3/19*	at California	W 8-3	16-10
3/20*	at California	W 17-2	17-10
3/20*	at California	L 2-1	17-11
NA	at San Diego State	L 6-3	17-12
3/30	at San Diego State	L 4-3	17-13
3/30	at San Diego State	L 3-2	17-14
4/2*	at UC Santa Barbara	W 7-2	18-14
4/3*	UC Santa Barbara	W 6-2	19-14
4/3*	UC Santa Barbara	W 11-1020-14	
4/5	at SoCal College	W 6-0	21-14
NA	Chapman College	L 6-3	21-15
4/9	at UNLV	L 4-3	21-16
4/10	at UNLV	W 8-6	22-16
4/10	at UNLV	W 12-2	23-16
4/14	SoCal College	W 12-4	24-16
4/16*	UC Santa Barbara	W 14-4	25-16
4/17*	at UC Santa Barbara	L 9-6	25-17
4/17*	at UC Santa Barbara	W 5-2	26-17
4/20	at Pepperdine	L 4-2	26-18
4/23*	at Stanford	L 13-9	26-19
4/24*	at Stanford	W 8-7	27-19
4/24*	at Stanford	W 5-3	28-19
4/27	Cal State Northridge	L 6-1	28-20
4/27	Cal Poly Pomona	W 9-2	29-20
4/28	CS Dominguez Hills	L 6-4	29-21
4/30	UC Irvine	W 11-7	30-21
NA	at Cal Poly Pomona	L 6-3	30-22
5/4	Loyola Marymount	L 15-6	30-23
5/5	Westmont College	W 9-6	31-23
5/7*	California	W 10-3	32-23
5/8*	California	W 9-7	33-23
5/8*	California	W 3-2	34-23
5/13*	USC	L 6-3	34-24
5/14*	at USC	L 7-3	34-25
5/15*	USC	W 7-6	35-25

* CIBA/Pac-8 South game

NA - not available

1977 (31-30, 10-8, 2nd)

Head Coach: Gary Adams

Date	Opponent	Result	Record
2/8	Cal State Fullerton	L 13-6	0-1
2/9	Cal State Northridge	W 8-4	1-1
2/11	at San Diego State	L 8-6	1-2
2/12	at San Diego State	L 11-4	1-3
2/12	at San Diego State	L 9-7	1-4
2/15	Chapman College	W 4-1	2-4
2/16	Cal Poly Pomona	W 4-3	3-4
2/19	at Cal State Fullerton	L 7-1	3-5
2/19	at Cal State Fullerton	L 7-0	3-6
2/21	UC Irvine	W 3-2	4-6
2/21	UC Irvine	L 6-3	4-7
2/25	at UC Santa Barbara	W 11-2	5-7
2/26	at Cal State Los Angeles	W 6-5	6-7
2/26	at Cal State Los Angeles	W 4-1	7-7
2/28	Occidental	W 12-0	8-7
3/1	at Cal State Northridge	L 5-2	8-8
3/4*	California	W 7-6	9-8
3/5*	California	W 17-0	10-8
3/5*	California	W 7-6	11-8
3/8	at CS Dominguez Hills	L 6-4	11-9
3/9	at Cal Poly Pomona	L 3-1	11-10
3/11	Stanislaus State	W 6-0	12-10
3/11	CS Dominguez Hills	L 3-1	12-11
NA	Pepperdine	W 5-1	13-11
3/15	Westmont College	L 9-2	13-12
3/18	Arizona	W 7-1	14-12
3/19	Arizona	L 9-1	14-13
NA^	Pittsburgh	W 4-0	15-13
NA^	Califonia	L 7-5	15-14
NA^	BYU	W 10-4	16-14
NA^	Missouri	L 8-7	16-15
NA^	UC Riverside	L 8-4	16-16
NA^	Washington State	L 6-2	16-17
NA^	Oral Roberts	L 4-1	16-18
4/5	at Loyola Marymount	L 8-7	16-19
4/6	UC Santa Barbara	W 14-1017-19	
4/8*	Stanford	W 4-3	18-19
4/9*	Stanford	W 8-6	19-19
4/9*	Stanford	W 5-4	20-19
4/12	Long Beach State	W 4-1	21-19
4/13	Whittier College	W 5-2	22-19
4/15*	at USC	L 8-4	22-20
4/16*	USC	L 5-3	22-21
4/16*	USC	L 8-7	22-22
4/19	Cal State Los Angeles	W 10-4	23-22
4/20	SoCal College	L 15-4	23-23
4/22*	at California	L 5-4	23-24
4/23*	at California	W 13-1024-24	
4/23*	at California	W 11-0	25-24
4/26	at Pepperdine	W 3-2	26-24
4/27	Loyola Marymount	L 7-5	26-25
4/30	Cal State Los Angeles	W 6-1	27-25
4/30	Cal State Los Angeles	L 5-3	27-26
5/3	Loyola Marymount	W 6-4	28-26
5/4	at Long Beach State	W 12-8	29-26
5/6*	at Stanford	L 5-4	29-27
5/7*	at Stanford	L 19-3	29-28
5/7*	at Stanford	W 7-1	30-28
5/12*	at USC	W 7-4	31-28
5/13*	USC	L 2-1	31-29
5/14*	at USC	L 4-3	31-30

* Pac-8 game

^ Riverside Tournament game (3/28 - 4/2)

NA - not available

1978 (39-20, 9-9, 2nd)

Head Coach: Gary Adams

Date	Opponent	Result	Record
2/16	at Cal Poly Pomona	W 5-4	1-0
2/17	CS Dominguez Hills	W 14-0	2-0
2/18	Cal Poly Pomona	W 5-4	3-0
2/18	Cal Poly Pomona	W 3-0	4-0
2/20	at UC Irvine	W 7-5	5-0
2/20	at UC Irvine	W 11-2	6-0
2/21	Cal State Northridge	W 17-1	7-0
NA	Cal State Los Angeles	W 22-6	8-0
2/24	at Arizona	L 3-0	8-1
2/25	at Arizona	L 5-3	8-2
2/25	at Arizona	L 6-3	8-3
NA	Occidental	W 5-0	9-3
3/8	UC Irvine	W 6-0	10-3
NA^	Loyola Marymount	W 10-5	11-3
3/11	at Long Beach State	W 5-2	12-3
3/11	at Long Beach State	W 3-2	13-3
3/14	at Cal State Fullerton	W 4-1	14-3
3/15	New Mexico	W 2-1	15-3
3/17	at Chapman College	W 6-2	16-3
3/18	Cal State Fullerton	W 4-3	17-3
3/18	Cal State Fullerton	L 1-0	17-4
3/28	at Hawaii	L 2-1	17-5
3/28	at Hawaii	W 9-0	18-5
3/30	at Hawaii	L 1-0	18-6
3/30	at Hawaii	L 6-1	18-7
3/31	at Hawaii	L 7-4	18-8
3/31	at Hawaii	L 5-3	18-9
4/3	Washington State	W 15-5	19-9
4/3	Washington State	W 6-0	20-9
4/5	SoCal College	W 3-0	21-9
4/7*	at Stanford	L 8-7	21-10
4/8*	at Stanford	L 10-9	21-11
4/8*	at Stanford	W 4-2	22-11
4/11	UC Santa Barbara	W 5-2	23-11
4/12	Long Beach State	W 22-0	24-11
4/14*	California	W 8-3	25-11
4/15*!	California	W 2-0	26-11
4/15*!	California	W 11-4	27-11
4/18	at Loyola Marymount	W 8-6	28-11
4/20*	at USC	L 6-5	28-12
4/21*	USC	L 5-4	28-13
4/22*	at USC	L 7-3	28-14
4/25	Pepperdine	W 9-2	29-14
4/26	at CS Dominguez Hills	W 6-3	30-14
4/28*	Stanford	W 6-1	31-14
4/29*	Stanford	W 15-8	32-14
4/29*	Stanford	L 8-6	32-15
5/2	San Diego State	W 8-2	33-15
5/2	San Diego State	W 8-7	34-15
5/3	Westmont College	W 11-1	35-15
5/5*	at California	W 12-6	36-15
5/6*	at California	L 5-4	36-16
5/6*	at California	W 6-4	37-16
NA	at Cal State Los Angeles	W 6-5	38-16
5/9	at Pepperdine	L 5-1	38-17
5/11*	USC	L 1-0	38-18
5/12*	at USC	L 7-6	38-19
5/13*	USC	W 9-8	39-19
5/23\$	vs. Washington State	L 7-6	39-20

* Pac-8 game

^ UCLA home game (at LMU)

! UCLA home game (at Palm Springs)

\$ Pac-8 playoff game (at Stanford, for NCAA Tournament berth)

NA - not available

1979 (43-18, 21-9, 1st)

Head Coach: Gary Adams

Date	Opponent	Result	Record
2/7	Westmont College	W 6-0	1-0
2/8	at Cal State Northridge	W 8-1	2-0
2/10	at UC Santa Barbara	W 7-3	3-0
2/13	Occidental	W 8-2	4-0
2/14	Chapman College	W 3-1	5-0
2/16	Pepperdine	L 10-9	5-1
2/17	at Pepperdine	W 2-1	6-1
2/19	UC Irvine	W 16-1	7-1
2/19	UC Irvine	W 3-2	8-1
2/24	Cal State Los Angeles	W 7-0	9-1
2/24	Cal State Los Angeles	W 5-4	10-1
2/26	Long Beach State	L 6-5	10-2
2/27	Cal State Fullerton	L 9-2	10-3
2/28	Wheaton College	W 28-2	11-3
3/3*	Arizona State	W 5-4	12-3
3/3*	Arizona State	W 7-6	13-3
3/4*	Arizona State	W 19-2	14-3
3/6	at Cal State Los Angeles	L 10-7	14-4
3/8*	at Arizona	W 12-4	15-4
3/9*	at Arizona	L 13-4	15-5
3/10*	at Arizona	W 15-10	16-5
3/18*	at California	L 8-7	16-6
3/24	Oregon	W 14-3	17-6
3/24	Oregon	W 5-4	18-6
3/30*	Stanford	W 6-3	19-6
3/31*	Stanford	L 9-7	19-7
3/31*	Stanford	W 20-2	20-7
4/3	at San Diego State	W 5-2	21-7
4/5*	at USC	W 6-5	22-7
4/6*	USC	W 7-4	23-7
4/7	at USC	W 10-4	24-7
4/10	at Cal Poly Pomona	L 6-5	24-8
4/12*!	California	W 13-12	25-8
4/12*^	California	W 6-5	26-8
4/13*	California	W 9-5	27-8
4/14*	California	L 18-12	27-9
4/14*	California	L 3-2	27-10
4/16	at Loyola Marymount	W 8-3	28-10
4/17	at CS Dominguez Hills	W 7-1	29-10
4/19*	at Arizona State	W 4-3	30-10
4/20*	at Arizona State	W 8-4	31-10
4/21*	at Arizona State	W 6-5	32-10
4/23	Loyola Marymount	W 17-1533-10	
4/24	at UC Irvine	W 14-1134-10	
4/27*	Arizona	W 13-1	35-10
4/28*	Arizona	W 12-6	36-10
4/28*	Arizona	L 6-5	36-11
4/30	at Long Beach State	L 7-2	36-12
5/2	SoCal College	W 19-2	37-12
5/4*	at Stanford	L 5-4	37-13
5/6*	at Stanford	L 10-4	37-14
5/6*	at Stanford	W 4-3	38-14
5/7	Cal Poly Pomona	W 10-4	39-14
5/8	San Diego State	L 11-6	39-15
5/10*	USC	W 12-5	40-15
5/11*	at USC	L 9-4	40-16
5/12*	USC	W 14-1341-16	
5/25 \$	Cal State Fullerton	W 5-4	42-16
5/26 \$	Fresno State	W 5-4	43-16
5/27 \$	Cal State Fullerton	L 9-2	43-17
5/28 \$	Cal State Fullerton	L 9-5	43-18

* Pac-10 game

! completion of game was 3/18 at California

^ California home game at UCLA (Sawtelle Field)

\$ NCAA District 8 playoffs at Fresno, CA

GAME-BY-GAME RESULTS

1980 (31-22-3, 15-15, t-3rd)

Head Coach: Gary Adams

Date	Opponent	Result	Record
2/5	at Cal State Los Angeles	L 4-3	1-0
2/6	at Occidental	W 5-4	1-1
2/8	at Loyola Marymount	L 12-4	1-2
2/9	at Pepperdine	W 8-7	2-2
2/10	at Pepperdine	T 8-8	2-2-1
2/12	at UC Irvine	T 3-3	2-2-2
2/23	UC Santa Barbara	W 4-2	3-2-2
2/23	UC Santa Barbara	W 15-0	4-2-2
2/24	Cal State Fullerton	L 4-0	4-3-2
2/26	SoCal College	W 11-3	5-3-2
2/27	at Cal State Los Angeles	W 13-3	6-3-2
2/29*	at USC	L 6-4	6-4-2
3/1*	at USC	W 8-1	7-4-2
3/4	at Cal State Northridge	L 6-4	7-5-2
3/7*	California	L 5-0	7-6-2
3/8*	California	W 5-4	8-6-2
3/9*	California	W 8-0	9-6-2
3/11	at Cal State Fullerton	L 1-0	9-7-2
3/13*	Arizona	W 5-1	10-7-2
3/14*	Arizona	W 8-2	11-7-2
3/15*	Arizona	W 7-5	12-7-2
3/22*	at Arizona State	L 4-3	12-8-2
3/23*	at Arizona State	W 5-4	13-8-2
3/24*	at Arizona State	L 19-4	13-9-2
3/26	Long Beach State	L 4-3	13-10-2
3/28*	at Stanford	L 8-2	13-11-2
3/29*	at Stanford	L 4-1	13-12-2
3/30*	at Stanford	L 4-3	13-13-2
4/1	at Loyola Marymount	W 22-19	14-13-2
4/2	at Cal State Fullerton	T 4-4	14-13-3
4/3^	St. Mary's	W 13-7	15-13-3
4/7	at Chapman College	W 7-1	16-13-3
4/8	at San Diego State	W 8-3	17-13-3
4/10*	at Arizona	L 3-2	17-14-3
4/11*	at Arizona	L 17-1	17-15-3
4/12*	at Arizona	W 4-3	18-15-3
4/14	Westmont College	W 3-2	19-15-3
4/15	Cal Poly Pomona	W 6-4	20-15-3
4/16	at Cal Poly Pomona	W 8-2	21-15-3
4/19*	Arizona State	L 8-2	21-16-3
4/20*	Arizona State	L 4-3	21-17-3
4/21*	Arizona State	W 4-1	22-17-3
4/22	La Verne	W 3-1	23-17-3
4/24*	at California	L 2-1	23-18-3
4/25*	at California	L 2-1	23-19-3
4/26*	at California	L 7-2	23-20-3
4/29!	San Diego State	W 14-4	24-20-3
5/3*	Stanford	W 4-2	25-20-3
5/3*	Stanford	W 4-1	26-20-3
5/4*	Stanford	W 9-5	27-20-3
5/5	at CS Dominguez Hills	L 6-4	27-21-3
5/6	CS Dominguez Hills	W 7-1	28-21-3
5/7*	USC	L 8-4	28-22-3
5/8*	USC	W 8-4	29-22-3
5/9*	USC	W 5-3	30-22-3
5/10*	at USC	W 3-2	31-22-3

Home games played at Pepperdine (Eddy D. Field Stadium)

* Pac-10 game

^ UCLA home game (at West LA CC)

! UCLA home game (at Pierce College)

1981 (21-35, 7-23, 6th)

Head Coach: Gary Adams

Date	Opponent	Result	Record
2/10	at Loyola Marymount	L 9-3	0-1
2/11	at Cal Poly Pomona	L 6-5	0-2
2/13	at UC Irvine	W 12-3	1-2
2/14	Pepperdine	L 9-6	1-3
2/15	at Pepperdine	L 4-3	1-4
2/16	at UC Santa Barbara	L 11-2	1-5
2/16	at UC Santa Barbara	L 8-5	1-6
2/18	Chapman College	W 10-3	2-6
2/20	at Long Beach State	W 3-1	3-6
2/21	Long Beach State	W 4-1	4-6
2/21	Long Beach State	W 8-4	5-6
2/24	at Cal State Fullerton	L 5-2	5-7
2/25	at Cal State Los Angeles	L 9-7	5-8
2/27	UC Irvine	L 5-2	5-9
3/3	Loyola Marymount	L 5-1	5-10
3/6*	Arizona State	L 13-9	5-11
3/7*	Arizona State	L 10-1	5-12
3/8*	Arizona State	L 15-5	5-13
3/10	UC San Diego	W 11-6	6-13
3/11	La Verne	W 4-2	7-13
3/13*	at Arizona	W 5-2	8-13
3/14*	at Arizona	L 10-9	8-14
3/15*	at Arizona	W 8-2	9-14
3/16	Oral Roberts	L 10-1	9-15
3/17	San Diego State	L 14-5	9-16
3/21	Cal State Fullerton	W 5-1	10-16
3/21*	Stanford	L 20-3	10-17
3/21*	Stanford	L 8-2	10-18
3/22*	Stanford	L 11-5	10-19
3/29*	at California	L 3-2	10-20
3/30*	at California	L 6-5	10-21
3/31*	at California	L 4-3	10-22
4/3*	USC	L 9-1	10-23
4/4*	at USC	L 5-3	10-24
4/5*	USC	L 6-3	10-25
4/8	SoCal College	W 15-2	11-25
4/10*	Arizona	L 5-3	11-26
4/11*	Arizona	W 9-8	12-26
4/12*	Arizona	L 10-5	12-27
4/14	at CS Dominguez Hills	W 13-6	13-27
4/15	Westmont College	W 9-8	14-27
4/16*	at Stanford	L 6-5	14-28
4/17*	at Stanford	W 15-9	15-28
4/18*	at Stanford	W 10-7	16-28
4/21	Occidental	W 9-4	17-28
4/22	Cal State Northridge	W 7-6	18-28
4/24*	at Arizona State	L 6-5	18-29
4/25*	at Arizona State	L 10-9	18-30
4/26*	at Arizona State	L 14-9	18-31
4/29	Cal State Los Angeles	W 13-11	19-31
5/1*	California	W 8-0	20-31
5/2*	California	L 4-2	20-32
5/3*	California	L 9-8	20-33
5/7*	at USC	W 12-6	21-33
5/8*	USC	L 10-2	21-34
5/9*	at USC	L 6-4	21-35

* Pac-10 game

1982 (38-27, 11-19, 4th)

Head Coach: Gary Adams

Date	Opponent	Result	Record
2/2	Azusa Pacific	W 12-8	1-0
2/3	U.S. International	W 13-0	2-0
2/5	Pepperdine	W 18-14	3-0
2/6	at Pepperdine	L 17-4	3-1
2/9	Loyola Marymount	W 6-4	4-1
2/12	at CS Dominguez Hills	W 7-1	5-1
2/13	Cal Poly Pomona	W 9-4	6-1
2/13	Cal Poly Pomona	W 11-3	7-1
2/15	UC San Diego	W 17-1	8-1
2/16	Cal State Fullerton	W 16-6	9-1
2/17	Pomona-Pitzer	W 14-1	10-1
2/19	at UC Irvine	W 4-2	11-1
2/20	UC Irvine	W 1-0	12-1
2/20	UC Irvine	W 16-4	13-1
2/23	Long Beach State	L 11-6	13-2
2/24	at Cal Poly Pomona	W 13-12	14-2
2/26*	at USC	L 4-1	14-3
2/27*	USC	W 8-1	15-3
2/28*	at USC	L 12-6	15-4
3/3	Cal State Los Angeles	W 7-6	16-4
3/6*	at California	W 11-9	17-4
3/6*	at California	L 15-3	17-5
3/7*	at California	L 7-6	17-6
3/9	at Cal State Fullerton	L 9-7	17-7
3/10	San Diego	W 7-6	18-7
3/13*	Arizona State	L 4-2	18-8
3/15*	Arizona State	L 4-3	18-9
3/20*	Stanford	L 11-5	18-10
3/20*	Stanford	W 7-5	19-10
3/21*	Stanford	L 11-8	19-11
3/30	at UNLV	W 13-1	20-11
3/31	at UNLV	L 10-9	20-12
4/5	SoCal College	W 15-2	21-12
4/7	Cal State Los Angeles	W 6-1	22-12
4/9*	California	W 6-5	23-12
4/10*	California	W 11-1	24-12
4/10*	California	W 17-1	25-12
4/12	at Cal State Northridge	W 10-8	26-12
4/13	Chapman College	L 9-6	26-13
4/14	San Diego State	W 3-2	27-13
4/17*	at Stanford	W 4-3	28-13
4/17*	at Stanford	L 9-3	28-14
4/18*	at Stanford	L 16-5	28-15
4/20	at Occidental	L 4-0	28-16
4/21	Cal Lutheran	W 4-2	29-16
4/22	CS Dominguez Hills	W 8-0	30-16
4/23*	Arizona	L 2-1	30-17
4/24*	Arizona	L 6-2	30-18
4/25*	Arizona	W 3-0	31-18
4/27	La Verne	W 11-5	32-18
4/28	SoCal College	W 7-2	33-18
4/29*#	Arizona State	L 6-2	33-19
4/30*	at Arizona State	L 10-4	33-20
5/1*	at Arizona State	L 18-4	33-21
5/2*	at Arizona State	L 9-2	33-22
5/3	at Loyola Marymount	L 14-7	33-23
5/5	UC Santa Barbara	W 11-6	34-23
5/5	UC Santa Barbara	L 7-2	34-24
5/7*	at Arizona	W 10-7	35-24
5/8*	at Arizona	L 7-5	35-25
5/9*	at Arizona	W 12-6	36-25
5/10	at San Diego State	W 7-3	37-25
5/13*	USC	W 7-6	38-25
5/14*	at USC	L 13-9	38-26
5/15*	USC	L 17-8	38-27

* Pac-10 game

UCLA designated as home team vs. Arizona State (Tempe, Ariz.)

1983 (28-24-1, 12-18, 5th)

Head Coach: Gary Adams

Date	Opponent	Result	Record
2/9	Cal State Los Angeles	W 8-2	1-0
2/10	Occidental	W 6-0	2-0
2/11	at Pepperdine	T 5-5	2-0-1
2/12	at UC Irvine	W 5-0	3-0-1
2/12	at UC Irvine	L 7-4	3-1-1
2/15	Santa Clara	W 19-0	4-1-1
2/16	Cal Poly Pomona	W 8-6	5-1-1
2/18	UC Irvine	W 9-2	6-1-1
2/19	Pepperdine	W 6-1	7-1-1
2/21	at UC Santa Barbara	L 4-3	7-2-1
2/22	at Chapman College	W 14-3	8-2-1
2/23	Long Beach State	L 14-1	8-3-1
2/25*	Stanford	L 13-5	8-4-1
3/6*	at California	W 3-2	9-4-1
3/8	at Cal State Fullerton	L 6-4	9-5-1
3/9	Gonzaga	W 12-1	10-5-1
3/11*	at Arizona State	L 4-3	10-6-1
3/12*	at Arizona State	W 7-6	11-6-1
3/13*	at Arizona State	W 5-4	12-6-1
3/15	Cal State Northridge	W 11-2	13-6-1
3/26	Cal State Los Angeles	W 11-9	14-6-1
3/26	Cal State Los Angeles	L 4-3	14-7-1
3/27	Northwestern	W 9-5	15-7-1
3/30	Loyola Marymount	W 13-2	16-7-1
4/1*	Arizona	L 8-6	16-8-1
4/2*	Arizona	W 4-3	17-8-1
4/3*	Arizona	L 3-2	17-9-1
4/6	at Loyola Marymount	L 10-8	17-10-1
4/8*	USC	L 6-3	17-11-1
4/9*	at USC	L 11-4	17-12-1
4/10*	USC	L 14-5	17-13-1
4/13	U.S. International	W 9-7	18-13-1
4/15*!	Stanford	L 13-8	18-14-1
4/15*	at Stanford	W 12-1	19-14-1
4/16*	at Stanford	L 10-4	19-15-1
4/17*	at Stanford	L 10-3	19-16-1
4/18*!	Stanford	L 4-3	19-17-1
4/22**	at California	W 11-6	20-17-1
4/22**	at California	L 7-4	20-18-1
4/23*	California	W 6-2	21-18-1
4/24*	California	W 6-3	22-18-1
4/30*	Arizona State	L 6-4	23-19-1
5/1*	Arizona State	L 5-2	23-20-1
5/1*	Arizona State	L 10-5	23-21-1
5/4	CS Dominguez Hills	W 10-8	24-21-1
5/6*	at Arizona	W 16-14	25-21-1
5/7*	at Arizona	W 20-0	26-21-1
5/8*	at Arizona	L 6-5	26-22-1
5/11	at San Diego State	W 9-7	27-22-1
5/13*	at USC	W 7-5	28-22-1
5/14*	USC	L 8-3	28-23-1
5/15*	at USC	L 5-4	28-24-1

* Pac-10 game

! Home game vs. Stanford (in Palo Alto, Calif.)

** Road game vs. Cal at Jackie Robinson Stadium

GAME-BY-GAME RESULTS

1984 (28-32, 8-22, 6th)

Head Coach: Gary Adams

Date	Opponent	Result	Record
2/6	Chapman College	W 8-5	1-0
2/7	at Occidental	W 10-0	2-0
2/8	U.S. International	W 7-5	3-0
2/11	at Miami	L 6-5	3-1
2/12	at Miami	L 7-6	3-2
2/13	at Miami	L 7-6	3-3
2/14	at Cal State Fullerton	W 5-2	4-3
2/15	Long Beach State	W 7-2	5-3
2/17	Azusa Pacific	W 7-5	6-3
2/18	at UC Irvine	W 8-4	7-3
2/18	at UC Irvine	W 10-0	8-3
2/20	at San Diego State	L 12-7	8-4
2/21	Pomona-Pitzer	W 16-4	9-4
2/22	Cal State Fullerton	L 16-1	9-5
2/24	Cal Poly Pomona	L 9-8	9-6
2/25	at Pepperdine	L 8-4	9-7
2/28	Loyola Marymount	W 6-2	10-7
2/29	CS Dominguez Hills	W 11-9	11-7
3/2	Pepperdine	W 11-5	12-7
3/4	at UC Santa Barbara	L 2-0	12-8
3/4	at UC Santa Barbara	W 4-3	13-8
3/6	at Loyola Marymount	W 8-5	14-8
3/7	at Cal State Northridge	L 5-4	14-9
3/9*	at USC	L 4-0	14-10
3/10*	USC	L 2-0	14-11
3/11*	at USC	L 8-7	14-12
3/13	Gonzaga	W 13-1	15-12
3/15*	California	W 13-11	16-12
3/16*	California	L 11-8	16-13
3/17*	California	W 15-13	17-13
3/24*	at Stanford	L 7-6	17-14
3/25*	at Stanford	L 4-0	17-15
3/26*	at Stanford	L 6-5	17-16
3/27	at San Jose State	W 13-6	18-16
3/30*	at Arizona State	L 13-3	18-17
3/31*	at Arizona State	L 11-6	18-18
4/1*	at Arizona State	L 14-13	18-19
4/3	U.S. International	W 7-6	19-19
4/6*	Arizona	W 4-3	20-19
4/8*	Arizona	L 8-5	21-20
4/11	at Long Beach State	W 21-3	22-20
4/13*	at California	W 11-5	23-20
4/14*	at California	L 5-4	23-21
4/15*	at California	L 7-1	23-22
4/19*	Stanford	L 7-0	23-23
4/20*	Stanford	W 8-1	24-23
4/21*	Stanford	L 5-4	24-24
4/25	Cal State Los Angeles	L 8-6	24-25
4/27*	Arizona State	L 11-5	24-26
4/28*	Arizona State	L 19-10	24-27
4/29*	Arizona State	L 8-5	24-28
5/2	Cal Lutheran	W 11-2	25-28
5/4*	at Arizona	L 10-4	25-29
5/5*	at Arizona	W 7-5	26-29
5/6*	at Arizona	W 17-6	27-29
5/9	San Diego State	W 5-4	28-29
5/11*	USC	L 5-2	28-30
5/12*	at USC	L 9-7	28-31
5/13*	USC	L 5-0	28-32

* Pac-10 game

1985 (34-30-1, 13-17, 5th)

Head Coach: Gary Adams

Date	Opponent	Result	Record
2/4	at Cal Poly Pomona	L 6-3	0-1
2/5	U.S. International	W 14-4	1-1
2/7	at Hawaii	L 9-7	1-2
2/8	at Hawaii	W 10-3	2-2
2/9	at Hawaii	L 6-5	2-3
2/10	at Hawaii	L 7-2	2-4
2/12	Loyola Marymount	W 16-4	3-4
2/13	at Cal State Los Angeles	W 9-5	4-4
2/15	at Chapman College	W 6-3	5-4
2/16	UC Irvine	W 10-8	6-4
2/16	UC Irvine	W 6-4	7-4
2/18	UC Santa Barbara	W 10-9	8-4
2/19	Cal State Northridge	W 7-3	9-4
2/22*	USC	W 5-4	10-4
2/23*	at USC	L 5-2	10-5
2/24*	USC	W 9-8	11-5
2/26	Cal State Fullerton	T 7-7	11-5-1
2/27	Long Beach State	W 5-4	12-5-1
3/1*	Arizona	W 3-2	13-5-1
3/2*	Arizona	W 15-4	14-5-1
3/3*	Arizona	W 11-7	15-5-1
3/5	at Pepperdine	L 5-4	15-6-1
3/6	at Long Beach State	W 13-9	16-6-1
3/8*	Stanford	L 5-2	16-7-1
3/9*	Stanford	L 3-2	16-8-1
3/10*	Stanford	L 9-0	16-9-1
3/12	Gonzaga	W 16-7	17-9-1
3/14*	at Arizona State	L 9-2	17-10-1
3/15*	at Arizona State	L 7-6	17-11-1
3/16*	at Arizona State	L 8-1	17-12-1
3/23*	California	L 17-11	17-13-1
3/24*	California	L 13-4	17-14-1
3/25*	California	L 4-2	17-15-1
3/26^	Arizona State	L 8-3	17-16-1
3/27^	UC Riverside	W 17-7	18-16-1
3/28^	Missouri	W 10-7	19-16-1
3/28^	Air Force	W 7-4	20-16-1
3/29^	San Diego State	L 4-2	20-17-1
3/29^	Harvard	W 6-4	21-17-1
3/30^	Oregon State	L 14-6	21-18-1
4/2	San Diego State	W 7-6	22-18-1
4/3	at Cal State Fullerton	L 5-4	22-19-1
4/5	at Oral Roberts	L 2-1	22-20-1
4/6	at Oral Roberts	L 3-0	22-21-1
4/6	at Oral Roberts	W 13-3	23-21-1
4/10	Cal State Los Angeles	L 11-10	23-22-1
4/12*	at California	L 5-3	23-23-1
4/13*	at California	L 4-3	23-24-1
4/14*	at California	W 12-4	24-24-1
4/16	at Loyola Marymount	W 14-3	25-24-1
4/19*	at Stanford	L 4-3	25-25-1
4/20*	at Stanford	W 9-6	26-25-1
4/21*	at Stanford	L 9-8	26-26-1
4/24	CS Dominguez Hills	W 10-6	27-26-1
4/26*	Arizona State	L 9-8	27-27-1
4/27*	Arizona State	W 11-10	28-27-1
4/28*	Arizona State	W 6-5	29-27-1
5/1	U.S. International	W 5-4	30-27-1
5/3*	at Arizona	L 14-11	30-28-1
5/4*	at Arizona	L 14-4	30-29-1
5/5*	at Arizona	W 11-4	31-29-1
5/8	Pepperdine	L 7-3	31-30-1
5/10*	at USC	W 7-3	32-30-1
5/11*	USC	W 5-3	33-30-1
5/12*	at USC	W 10-5	34-30-1

* Pac-10 game

^ Riverside Tournament game

1986 (39-23, 21-9, 1st)

Head Coach: Gary Adams

Date	Opponent	Result	Record
2/4	at Pepperdine	L 8-4	0-1
2/5	at Cal State Fullerton	W 4-3	1-1
2/7	Chapman College	W 8-0	2-1
2/8	San Diego State	L 8-4	2-2
2/8	San Diego State	W 7-6	3-2
2/11	at Loyola Marymount	L 7-4	3-3
2/12	CS Dominguez Hills	W 7-6	4-3
2/16	U.S. International	W 4-3	5-3
2/16	U.S. International	L 5-3	5-4
2/18	Pepperdine	W 8-4	6-4
2/20	Cal Poly Pomona	W 6-2	7-4
2/22	at Fresno State	W 6-0	8-4
2/23	at Fresno State	W 6-3	9-4
2/23	at Fresno State	W 13-6	10-4
2/26	Long Beach State	W 13-8	11-4
2/28*	at Arizona State	W 6-4	12-4
3/1*	at Arizona State	L 12-8	12-5
3/2*	at Arizona State	L 6-5	12-6
3/5	UC Irvine	L 3-0	12-7
3/9*	at Stanford	L 4-2	12-8
3/11	Gonzaga	L 3-1	12-9
3/12	New Mexico	W 6-0	13-9
3/14*	California	W 12-3	14-9
3/15*	California	W 8-2	15-9
3/17*	California	W 18-9	16-9
3/18	at Cal State Northridge	W 12-8	17-9
3/19	Oral Roberts	L 11-1	17-10
3/21*	at Arizona	L 14-5	17-11
3/22*	at Arizona	W 28-5	18-11
3/23*	at Arizona	W 12-9	19-11
3/29	Cal State Los Angeles	L 6-1	19-12
3/29	Cal State Los Angeles	W 13-8	20-12
4/1	at San Diego State	W 14-13	21-12
4/2	at U.S. International	L 9-6	21-13
4/4*	Stanford	W 6-5	22-13
4/5*	Stanford	L 7-2	22-14
4/7*	Stanford	W 9-8	23-14
4/8	UC Santa Barbara	L 18-9	23-15
4/11*	at USC	W 13-10	24-15
4/12*	USC	W 8-7	25-15
4/13*	at USC	W 12-10	26-15
4/15	Loyola Marymount	L 17-9	26-16
4/18*	at California	W 7-4	27-16
4/19*	at California	L 12-9	27-17
4/20*	at California	W 8-6	28-17
4/21*	at Stanford	L 5-2	28-18
4/21*	at Stanford	L 6-5	28-19
4/23	at UC Irvine	W 18-6	29-19
4/25*	Arizona	W 17-5	30-19
4/26*	Arizona	L 12-4	30-20
4/27*	Arizona	W 14-13	31-20
4/29	at Long Beach State	W 5-3	32-20
4/30	at UC Santa Barbara	L 4-3	32-21
5/2*	Arizona State	W 9-2	33-21
5/3*	Arizona State	W 9-7	34-21
5/4*	Arizona State	W 12-4	35-21
5/7	Cal State Fullerton	W 6-5	36-21
5/9*	USC	W 5-2	37-21
5/10*	at USC	W 6-4	38-21
5/11*	USC	W 12-7	39-21
5/22\$	Hawaii	L 6-3	39-22
5/23\$	Loyola Marymount	L 12-10	39-23

* Pac-10 game

\$ NCAA Western Regionals at Jackie Robinson Stadium

1987 (40-25-1, 16-14, 2nd)

Head Coach: Gary Adams

Date	Opponent	Result	Record
2/4	U.S. International	W 7-4	1-0
2/6	at Loyola Marymount	L 3-2	1-1
2/7	Loyola Marymount	L 7-6	1-2
2/8	at Pepperdine	L 8-4	1-3
2/10	at Chapman College	W 17-5	2-3
2/11	at UC Santa Barbara	W 6-3	3-3
2/14	at Hawaii	L 5-4	3-4
2/15	at Hawaii	W 9-6	4-4
2/16	at Hawaii	W 11-3	5-4
2/16	at Hawaii	L 8-7	5-5
2/18	Pepperdine	T 3-3	5-5-1
2/20*	Arizona	L 12-10	5-6-1
2/21*	Arizona	W 6-5	6-6-1
2/22*	Arizona	W 18-5	7-6-1
2/24	UC Santa Barbara	W 17-4	8-6-1
2/25	CS Dominguez Hills	W 6-5	9-6-1
2/27*	Stanford	W 17-9	10-6-1
2/28*	Stanford	W 14-5	11-6-1
3/1*	Stanford	L 13-5	11-7-1
3/4	at San Diego State	W 7-2	12-7-1
3/6*	at Arizona State	L 11-6	12-8-1
3/7*	at Arizona State	W 3-2	13-8-1
3/8*	at Arizona State	W 12-5	14-8-1
3/10	Gonzaga	W 11-4	15-8-1
3/11	Pacific	W 8-3	16-8-1
3/13*	California	W 7-6	17-8-1
3/14*	California	L 9-8	17-9-1
3/15*	California	W 19-8	18-9-1
3/22*	USC	W 11-6	19-9-1
3/23*	at USC	W 9-7	20-9-1
3/24*	USC	W 5-4	21-9-1
3/26	at U.S. International	W 14-4	22-9-1
3/26	at U.S. International	W 7-1	23-9-1
3/27	Cal State Northridge	W 13-2	24-9-1
3/31	San Diego State	L 6-5	24-10-1
4/1	at Cal State Fullerton	W 8-5	25-10-1
4/3^	Maine	W 10-3	26-10-1
4/4^	Michigan	L 4-1	26-11-1
4/4^	Minnesota	W 2-0	27-11-1
4/8	Long Beach State	W 9-7	28-11-1
4/10*	at Stanford	W 14-6	29-11-1
4/11*	at Stanford	L 3-2	29-12-1
4/12*	at Stanford	L 8-6	29-13-1
4/14	at UC Irvine	W 8-0	30-13-1
4/16*	Arizona State	W 13-1	31-13-1
4/17*	Arizona State	W 11-10	32-13-1
4/18*	Arizona State	L 20-5	32-14-1
4/22	Cal State Fullerton	W 16-1	33-14-1
4/24*	at California	L 8-3	33-15-1
4/25*	at California	W 9-0	34-15-1
4/26*	at California	L 9-5	34-16-1
4/29	at Cal Poly Pomona	L 12-8	34-17-1
5/1*	at Arizona	L 10-8	34-18-1
5/2*	at Arizona	L 12-8	34-19-1
5/3*	at Arizona	L 12-4	34-20-1
5/6	at Long Beach State	W 10-3	35-20-1
5/7	Cal State Los Angeles	W 23-5	36-20-1
5/9*	at USC	L 7-6	36-21-1
5/10*	USC	W 11-6	37-21-1
5/11*	at USC	L 7-4	37-22-1
5/16	at Cal State Fullerton	L 4-0	37-23-1
5/22\$	Hawaii	W 12-1	38-23-1
5/23\$	Arizona State	L 9-3	38-24-1
5/24\$	Hawaii	W 16-7	39-24-1
5/24\$	Pepperdine	W 21-5	40-24-1
5/25\$	Arizona State	L 14-4	40-25-1

* Pac-10 game

^ Wheaties Tournament at Metrodome (Minneapolis, Minn.)

\$ NCAA West II Regional playoff game (Tempe, Ariz.)

GAME-BY-GAME RESULTS

1988 (31-28, 12-18, 5th)

Head Coach: Gary Adams

Date	Opponent	Result	Record
2/2	at UC Santa Barbara	W 12-5	1-0
2/3	Pepperdine	W 9-3	2-0
2/5	at San Diego	W 11-6	3-0
2/6	at U.S. International	W 12-3	4-0
2/7	at U.S. International	L 9-8	4-1
2/9	at Loyola Marymount	L 7-4	4-2
2/10	at Cal State Northridge	W 13-8	5-2
2/12	UC Irvine	W 10-9	6-2
2/13	at San Diego State	W 11-5	7-2
2/14	at San Diego State	W 16-7	8-2
2/16	Loyola Marymount	L 9-5	8-3
2/19*	Arizona State	L 12-7	8-4
2/20*	Arizona State	W 9-5	9-4
2/21*	Arizona State	L 15-8	9-5
2/23	Chapman College	W 10-4	10-5
2/24	at Cal State Los Angeles	W 10-2	11-5
2/26*	Arizona	W 9-2	12-5
2/27*	Arizona	L 12-6	12-6
3/2	Cal State Fullerton	L 12-6	12-7
3/4*	at Stanford	W 6-3	13-7
3/5*	at Stanford	L 11-4	13-8
3/6*	at Stanford	L 5-1	13-9
3/8	Cal Poly Pomona	W 7-4	14-9
3/10*	at California	W 9-3	15-9
3/11*	at California	L 4-2	15-10
3/12*	at California	L 8-1	15-11
3/22	at South Alabama	W 11-7	16-11
3/23	at South Alabama	W 14-3	17-11
3/25^	New Orleans	W 5-2	18-11
3/26^	Tulane	L 5-4	18-12
3/27^	Louisiana State	L 7-1	18-13
3/31*	at USC	W 4-3	19-13
4/1*	USC	L 8-2	19-14
4/2*	at USC	L 12-3	19-15
4/7	CS Dominguez Hills	W 9-5	20-15
4/8*	California	L 6-4	20-16
4/9*	California	W 9-1	21-16
4/10*	California	W 9-0	22-16
4/13	Long Beach State	W 10-5	23-16
4/15*	Stanford	W 9-4	24-16
4/16*	Stanford	L 8-5	24-17
4/17*	Stanford	L 5-2	24-18
4/18*	Arizona	W 9-8	25-18
4/22*	at Arizona	W 9-4	26-18
4/23*	at Arizona	L 8-5	26-19
4/24*	at Arizona	L 17-0	26-20
4/26	at Pepperdine	W 6-2	27-20
4/27	at Long Beach State	W 19-5	28-20
4/29*	at Arizona State	L 17-6	28-21
4/30*	at Arizona State	L 6-5	28-22
5/1*	at Arizona State	L 21-7	28-23
5/4	at Cal State Fullerton	L 4-3	28-24
5/6*	USC	W 6-1	29-24
5/7*	at USC	L 7-4	29-25
5/8*	USC	W 6-5	30-25
5/10	San Diego State	L 3-1	30-26
5/13	at UNLV	L 12-7	30-27
5/14	at UNLV	W 6-4	31-27
5/15	at UNLV	L 9-8	31-28

* Pac-10 game

^ Busch Challenge (at Louisiana Superdome, New Orleans)

1989 (27-32, 10-20, 5th)

Head Coach: Gary Adams

Date	Opponent	Result	Record
2/1	UC Santa Barbara	W 8-3	1-0
2/5	U.S. International	L 4-1	1-1
2/5	U.S. International	W 6-3	2-1
2/10	at Texas	L 4-3	2-2
2/11	at Texas	L 6-3	2-3
2/12	at Texas	L 14-4	2-4
2/15	UC Irvine	W 6-3	2-5
2/18	Pepperdine	L 10-7	2-6
2/19	at Pepperdine	W 9-7	3-6
2/21	at Loyola Marymount	L 5-2	4-6
2/24*	at Arizona State	L 5-1	4-7
2/25*	at Arizona State	L 10-9	4-8
2/26*	at Arizona State	L 4-3	4-9
3/1	at UC Santa Barbara	W 12-5	5-9
3/3*	Arizona	L 11-1	5-10
3/4*	Arizona	L 6-3	5-11
3/5*	Arizona	L 10-4	5-12
3/7	Iona	W 13-1	6-12
3/10*	at USC	L 6-0	6-13
3/11*	USC	L 10-7	6-14
3/12*	at USC	W 16-12	7-14
3/15	Loyola Marymount	L 14-5	7-15
3/17	Gonzaga	W 10-6	8-15
3/18	Utah	W 11-2	9-15
3/19	Minnesota	L 12-4	9-16
3/25*	Stanford	L 8-7	9-17
3/26*	Stanford	W 11-8	10-17
3/27*	Stanford	W 5-0	11-17
3/29	at UC Irvine	L 6-5	11-18
3/31*	California	W 7-4	12-18
4/1*	California	W 8-1	13-18
4/2*	California	L 5-4	13-19
4/4	Cal State Fullerton	W 4-3	14-19
4/7*	at Arizona	L 6-1	14-20
4/8*	at Arizona	L 6-5	14-21
4/9*	at Arizona	L 7-1	14-22
4/11	CS Dominguez Hills	W 5-4	15-22
4/12	at Long Beach State	W 9-7	16-22
4/14*	Arizona State	W 4-2	17-22
4/15*	Arizona State	W 7-6	18-22
4/16*	Arizona State	L 5-4	18-23
4/18	Long Beach State	W 2-1	19-23
4/21*	at Stanford	W 2-1	20-23
4/22*	at Stanford	W 9-6	21-23
4/23*	at Stanford	L 2-1	21-24
4/28*	at California	L 9-1	21-25
4/29*	at California	W 11-1022-25	
4/30*	at California	L 8-3	22-26
5/2	at Cal State Fullerton	W 9-6	23-26
5/5	at Maine	W 1-0	24-26
5/6	at Maine	L 9-8	24-27
5/7	at Maine	W 4-3	25-27
5/10	Cal State Los Angeles	W 4-3	26-27
5/12*	USC	L 10-5	26-28
5/13*	at USC	L 10-2	26-29
5/14*	USC	L 12-5	26-30
5/19	UNLV	L 10-5	26-31
5/20	UNLV	L 15-4	26-32
5/21	UNLV	W 10-1	27-32

* Pac-10 game

1990 (41-26, 14-16, 4th)

Head Coach: Gary Adams

Date	Opponent	Result	Record
1/30	Cal State Los Angeles	W 12-1	1-0
2/1	at Hawaii-Hilo	W 8-3	2-0
2/2	at Hawaii	W 3-2	3-0
2/3	at Hawaii	L 7-1	3-1
2/4	at Hawaii	W 7-0	4-1
2/7	at UC Riverside	W 7-2	5-1
2/8	South Alabama	W 6-5	6-1
2/10	UC Irvine	W 6-4	7-1
2/11	Pepperdine	W 8-4	8-1
2/13	at UC Irvine	W 13-10	9-1
2/14	San Diego	W 11-4	10-1
2/18*	Stanford	L 16-5	10-2
2/19*	Stanford	W 5-3	11-2
2/19*	Stanford	L 6-5	11-3
2/21	Long Beach State	W 15-5	12-3
2/23*	at Arizona State	L 6-5	12-4
2/24*	at Arizona State	W 11-4	13-4
2/25*	at Arizona State	L 9-2	13-5
2/28	at Loyola Marymount	W 10-2	14-5
3/3*	at California	L 4-1	14-6
3/5*	at California	W 7-6	15-6
3/6	Cal State Fullerton	W 12-4	16-6
3/9*	USC	L 7-5	16-7
3/10*	at USC	L 5-4	16-8
3/11*	USC	W 9-7	17-8
3/14	Cal State Northridge	W 11-4	18-8
3/15	UC Santa Barbara	L 8-5	18-9
3/17	Illinois	W 14-9	19-9
3/24*	at Arizona	W 4-3	20-9
3/25*	at Arizona	W 8-6	21-9
3/26*	at Arizona	W 10-8	22-9
3/30*	California	W 10-5	23-9
3/31*	California	W 7-5	24-9
4/1*	California	L 15-1224-10	
4/3	at Long Beach State	W 8-3	25-10
4/6*	at Stanford	L 6-1	25-11
4/7*	at Stanford	L 9-7	25-12
4/8*	at Stanford	L 11-8	25-13
4/9*	at California	W 8-6	26-13
4/12*	Arizona	L 4-3	26-14
4/13*	Arizona	L 9-7	26-15
4/14*	Arizona	W 14-4	27-15
4/17	at UC Irvine	W 15-5	28-15
4/18	at U.S. International	W 12-7	29-15
4/20*	Arizona State	L 8-4	29-16
4/21*	Arizona State	W 12-9	30-16
4/22*	Arizona State	W 2-1	31-16
4/25	Loyola Marymount	L 11-1031-17	
4/27*	at USC	L 7-2	31-18
4/28*	USC	W 8-6	32-18
4/29*	at USC	L 7-5	32-19
5/2	at UC Santa Barbara	L 9-6	32-20
5/3	at Chapman College	L 5-4	32-21
5/5	U.S. International	W 4-1	33-21
5/6	U.S. International	W 6-3	34-21
5/8	at Cal State Fullerton	L 10-9	34-22
5/9	CS Dominguez Hills	L 11-4	34-23
5/11	Sacramento State	W 9-7	35-23
5/12	Sacramento State	W 13-5	36-23
5/15	at Pepperdine	W 5-0	37-23
5/18	at UNLV	W 22-6	38-23
5/19	at UNLV	L 12-8	38-24
5/20	at UNLV	W 7-3	39-24
5/25\$	South Alabama	L 6-4	39-25
5/26\$	Fordham	W 13-8	40-25
5/27\$	Wichita State	W 7-5	41-25
5/28\$	Georgia Southern	L 5-4	41-26

* Pac-10 game

\$ NCAA Midwest Regional at Wichita State (Eck Stadium)

1991 (29-30, 13-17, 4th)

Head Coach: Gary Adams

Date	Opponent	Result	Record
2/2	UC Irvine	L 4-1	0-1
2/3	at UC Irvine	W 9-6	1-1
2/6	Loyola Marymount	L 7-5	1-2
2/8#	Georgia Southern	W 16-3	2-2
2/8#	Florida	L 5-4	2-3
2/9#	Central Florida	W 6-5	3-3
2/10#	Florida	W 10-6	4-3
2/13	Cal State Los Angeles	W 12-8	5-3
2/14	Chapman College	W 9-3	6-3
2/16	U.S. International	L 3-1	6-4
2/18	at UC Santa Barbara	W 3-2	7-4
2/20	Pepperdine	L 10-6	7-5
2/22*	at California	L 16-2	7-6
2/23*	at California	L 11-10	7-7
2/24*	at California	W 18-4	8-7
3/2*	Arizona State	W 16-15	9-7
3/3*	Arizona State	L 8-7	9-8
3/4*	Arizona State	L 4-1	9-9
3/6	Long Beach State	W 3-1	10-9
3/8*	Arizona	W 3-1	11-9
3/9*	Arizona	W 11-9	12-9
3/10*	Arizona	W 16-4	13-9
3/14	Cal State Fullerton	W 9-8	14-9
3/16	at U.S. International	L 4-2	14-10
3/16	at U.S. International	W 8-7	15-10
3/23*	at USC	L 5-4	15-11
3/24*	USC	L 6-5	15-12
3/25*	at USC	L 11-8	15-13
3/29^	Minnesota	W 7-4	16-13
3/30^	Stanford	L 11-7	16-14
3/31^	Notre Dame	W 6-3	17-14
4/3	Cal Poly Pomona	W 11-2	18-14
4/5*	at Arizona	L 17-8	18-15
4/6*	at Arizona	L 15-1418-16	
4/7*	at Arizona	L 11-9	18-17
4/10	at Cal State Northridge	L 4-2	18-18
4/12*	California	L 6-4	18-19
4/13*	California	L 8-7	18-20
4/14*	California	L 11-7	18-21
4/17	at Cal State Northridge	L 15-1	18-22
4/19*	at Stanford	W 6-4	19-22
4/20*	at Stanford	W 11-7	20-22
4/21*	at Stanford	W 5-4	21-22
4/24	at Cal State Fullerton	W 7-4	22-22
4/26*	at Arizona State	W 6-1	23-22
4/27*	at Arizona State	L 10-4	23-23
4/28*	at Arizona State	W 18-5	24-23
4/30	at Long Beach State	L 7-3	24-24
5/3*	Stanford	L 18-0	24-25
5/4*	Stanford	L 12-1124-26	
5/5*	Stanford	W 4-3	25-26
5/7	UC Santa Barbara	L 7-3	25-27
5/10*	USC	L 4-0	25-28
5/11*	at USC	W 7-5	26-28
5/12*	USC	W 13-4	27-28
5/15	U.S. International	W 12-1	28-28
5/17	UNLV	W 9-0	29-28
5/18	UNLV	L 11-9	29-29
5/19	UNLV	L 8-10	29-30

* Pac-10 game

Olive Garden Classic (Kissimmee, Fla.)

^ Oscar Mayer Classic at Metrodome (Minneapolis, Minn.)

GAME-BY-GAME RESULTS

1992 (37-26, 14-16, 3rd)

Head Coach: Gary Adams

Date	Opponent	Result	Record
2/4	at Cal State Fullerton	W 3-2	1-0
2/7	at Hawaii	L 11-10	1-1
2/8	at Hawaii	W 1-0	2-1
2/9	at Hawaii	L 6-5	2-2
2/14	CS Dominguez Hills	W 7-1	3-2
2/15	San Francisco State	W 12-2	4-2
2/16	Cal Poly Pomona	W 8-6	5-2
2/18	Cal State Los Angeles	W 6-0	6-2
2/20	Northwestern	W 6-5	7-2
2/21	Northwestern	W 10-9	8-2
2/22	at UC Irvine	L 5-2	8-3
2/23	UC Irvine	W 5-4	9-3
2/25	San Diego	W 10-9	10-3
2/26	UC Santa Barbara	W 17-4	11-3
2/28*	California	W 5-0	12-3
2/29*	California	L 10-6	12-4
3/1*	California	W 10-8	13-4
3/4	at Loyola Marymount	W 9-3	14-4
3/6*	at Arizona	W 5-1	15-4
3/7*	at Arizona	L 4-3	15-5
3/11	Pepperdine	W 9-4	16-5
3/14	Chapman College	L 7-6	16-6
3/21*	Stanford	L 5-3	16-7
3/22*	Stanford	W 8-1	17-7
3/23*	Stanford	L 3-1	17-8
3/25	at Chapman College	W 2-1	18-8
3/27*	at Arizona State	L 5-4	18-9
3/28*	at Arizona State	L 8-6	18-10
3/29*	at Arizona State	W 11-8	19-10
4/3*	USC	W 11-1	20-10
4/4*	at USC	L 13-8	20-11
4/5*	USC	W 15-2	21-11
4/8	at Long Beach State	W 13-1122-11	
4/10*	at California	W 7-6	23-11
4/11*	at California	L 10-3	23-12
4/12*	at California	L 7-0	23-13
4/14	Loyola Marymount	W 9-1	24-13
4/16*!	Arizona	L 7-2	24-14
4/16	Arizona	W 8-4	25-14
4/17*	Arizona	L 4-1	25-15
4/18*	Arizona	W 7-2	26-15
4/21	UC Riverside	W 10-2	27-15
4/22	Long Beach State	L 4-3	27-16
4/24*	Arizona State	W 7-6	28-16
4/25*	Arizona State	L 6-3	28-17
4/26*	Arizona State	W 7-5	29-17
4/29	Cal State Northridge	W 4-0	30-17
5/1*	at Stanford	W 10-9	31-17
5/2*	at Stanford	L 15-6	31-18
5/3*	at Stanford	L 10-5	31-19
5/5	at UC Santa Barbara	W 7-2	32-19
5/6	Cal State Fullerton	L 10-5	32-20
5/9	at Sacramento State	W 5-2	33-20
5/10	at Sacramento State	L 10-7	33-21
5/13	at Pepperdine	L 16-8	33-22
5/15*	at USC	L 6-5	33-23
5/16*	USC	W 3-1	34-23
5/17*	at USC	L 4-2	34-24
5/21^	Oklahoma	L 4-3	34-25
5/22^	Clemson	W 6-5	35-25
5/23^	Yale	W 8-0	36-25
5/24^	Mississippi State	W 3-2	37-25
5/24^	Oklahoma	L 10-0	37-26

* Pac-10 game

! Game played at UCLA (Ariz. designated home team)

^ NCAA Mideast Regional (at Mississippi State)

1993 (37-23, 17-13, 2nd)

Head Coach: Gary Adams

Date	Opponent	Result	Record
2/13	Chapman College	W 10-4	1-0
2/14	at Chapman College	W 7-5	2-0
2/16	San Diego State	W 6-4	3-0
2/21	Chapman College	W 7-5	4-0
2/22	at Chapman College	W 5-3	5-0
2/24	Long Beach State	L 7-3	5-1
2/27*	Arizona State	W 9-8	6-1
2/27*	Arizona State	L 4-3	6-2
2/28*	Arizona State	L 10-3	6-3
3/3	at Loyola Marymount	W 12-10	7-3
3/5*	at Arizona	W 10-8	8-3
3/6*	at Arizona	W 16-9	9-3
3/7*	at Arizona	W 20-15	10-3
3/9	at Long Beach State	L 4-2	10-4
3/10	Cal Poly Pomona	W 8-5	11-4
3/13	Southern Utah	W 13-1	12-4
3/14	Southern Utah	W 22-7	13-4
3/16	Cal State Northridge	L 4-3	13-5
3/20	Cal State Los Angeles	W 7-6	14-5
3/28*	at California	L 3-2	14-6
3/29*	at California	W 8-1	15-6
3/29*	at California	L 6-5	15-7
3/31	at Cal State Northridge	W 19-5	16-7
4/2*	at USC	L 14-4	16-8
4/3*	USC	W 9-6	17-8
4/4*	at USC	L 11-5	17-9
4/8*	Arizona	W 5-0	18-9
4/9*	Arizona	L 9-4	18-10
4/10*	Arizona	L 8-7	18-11
4/12	at Pepperdine	L 3-2	18-12
4/13	CS Dominguez Hills	W 15-7	19-12
4/16*	Stanford	W 7-6	20-12
4/17*	Stanford	W 7-5	21-12
4/18*	Stanford	W 6-2	22-12
4/20	at San Diego	L 7-3	22-13
4/21	San Diego	L 11-7	22-14
4/23*	at Arizona State	L 11-3	22-15
4/24*	at Arizona State	L 9-3	22-16
4/25*	at Arizona State	W 9-5	23-16
4/28	Cal State Fullerton	L 7-6	23-17
4/30*	California	W 5-2	24-17
5/1*	California	L 6-2	24-18
5/2*	California	W 9-1	25-18
5/4	Pepperdine	L 8-1	25-19
5/5	at UC Santa Barbara	W 10-4	26-19
5/7	at Southern Utah	W 16-6	27-19
5/8	at Southern Utah	W 6-1	28-19
5/11	at Cal State Fullerton	W 12-9	29-19
5/12	Loyola Marymount	W 11-5	30-19
5/14*	USC	L 7-6	30-20
5/15*	at USC	W 6-4	31-20
5/16*	USC	W 8-7	32-20
5/19	UC Santa Barbara	W 13-4	33-20
5/21*	at Stanford	L 18-1433-21	
5/22*	at Stanford	W 6-2	34-21
5/23*	at Stanford	W 10-1	35-21
5/27\$	Lamar	W 6-1	36-21
5/28\$	Hawaii	W 9-4	37-21
5/29\$	Texas A&M	L 11-4	37-22
5/29\$	North Carolina	L 8-5	37-23

* Pac-10 game

\$ NCAA Central I Regional (at Texas A&M)

1994 (22-36, 11-19, 5th)

Head Coach: Gary Adams

Date	Opponent	Result	Record
2/8	UC Santa Barbara	W 8-6	1-0
2/9	Pepperdine	L 2-1	1-1
2/11	at Cal State Northridge	L 7-5	1-2
2/12	at San Diego	L 9-5	1-3
2/13	Cal State Northridge	L 10-7	1-4
2/16	Long Beach State	L 4-3	1-5
2/17	Cal State Los Angeles	W 9-2	2-5
2/19	UNLV	W 11-3	3-5
2/20	UNLV	W 9-8	4-5
2/21	UNLV	L 6-4	4-6
2/25	at Hawaii	L 6-4	4-7
2/26	at Hawaii	L 9-8	4-8
2/27	at Hawaii	L 8-7	4-9
3/2	San Diego State	L 12-11	4-10
3/4*	Stanford	L 3-0	4-11
3/5*	Stanford	W 11-4	5-11
3/6*	Stanford	L 14-3	5-12
3/9	CS Dominguez Hills	L 6-4	5-13
3/11*	at California	W 11-10	6-13
3/12*	at California	L 12-6	6-14
3/13*	at California	L 5-3	6-15
3/16	at Loyola Marymount	L 7-4	6-16
3/18	Cal State Fullerton	L 13-3	6-17
3/26*	USC	W 6-0	7-17
3/27*	at USC	L 1-0	7-18
3/28*	USC	L 7-2	7-19
3/31*	Arizona State	L 6-5	7-20
4/1*	Arizona State	L 5-3	7-21
4/2*	Arizona State	L 8-6	7-22
4/5	at UC Santa Barbara	W 7-3	8-22
4/6	San Diego	W 6-0	9-22
4/8*	California	L 5-3	9-23
4/9*	California	W 6-4	10-23
4/10*	California	W 5-1	11-23
4/13	at San Diego State	W 12-7	12-23
4/15*	at Arizona	L 6-1	12-24
4/16*	at Arizona	W 10-6	13-24
4/17*	at Arizona	L 4-2	13-25
4/20	at Cal State Fullerton	L 8-6	13-26
4/22*	at USC	L 6-2	13-27
4/23*	USC	W 4-3	14-27
4/24*	at USC	L 10-8	14-28
4/26	at Long Beach State	W 12-2	15-28
4/29*	at Arizona State	L 9-3	15-29
4/30*	at Arizona State	L 8-2	15-30
5/1*	at Arizona State	W 15-8	16-30
5/4	Loyola Marymount	L 11-4	16-31
5/5*	at Stanford	L 3-2	16-32
5/6*	at Stanford	L 3-0	16-33
5/7*	at Stanford	L 14-5	16-34
5/10	at Pepperdine	W 5-0	17-34
5/11	at Cal State Fullerton	L 10-2	17-35
5/14*	Arizona	W 9-4	18-35
5/15*	Arizona	W 13-5	19-35
5/16*	Arizona	W 9-6	20-35
5/20	at Nevada	W 8-2	21-35
5/21	at Nevada	L 12-3	21-36
5/22	at Nevada	W 15-1322-36	

* Pac-10 game

1995 (29-28, 12-8, 5th)

Head Coach: Gary Adams

Date	Opponent	Result	Record
1/20	at Hawaii	W 5-1	1-0
1/21	at Hawaii	L 9-8	1-1
1/22	at Hawaii	W 9-2	2-1
2/1	San Diego State	W 8-6	3-1
2/7	Cal State Fullerton	L 6-2	3-2
2/10	at Long Beach State	W 5-2	4-2
2/15	Long Beach State	W 6-2	5-2
2/17	Nevada	L 7-3	5-3
2/18	Nevada	W 11-6	6-3
2/19	Nevada	L 6-3	6-4
2/22	at Cal State Northridge	W 4-2	7-4
2/24*	Stanford	L 6-5	7-5
2/25*	Stanford	W 8-6	8-5
2/26*	Stanford	L 2-0	8-6
3/1	at San Diego	W 4-0	9-6
3/4*	USC	L 5-2	9-7
3/6*	at USC	L 9-3	9-8
3/6*	at USC	W 9-4	10-8
3/8	Loyola Marymount	L 4-1	10-9
3/10*	at Arizona	W 19-3	11-9
3/11*	at Arizona	L 6-5	11-10
3/12*	at Arizona	W 4-2	12-10
3/17	Washington State	L 4-3	12-11
3/18	Washington	W 11-1013-11	
3/18	Washington State	W 7-6	14-11
3/19	Washington	W 4-3	15-11
3/25*	California	L 3-1	15-12
3/26*	California	L 16-3	15-13
3/27*	California	W 10-3	16-13
3/31*	at Arizona State	L 8-6	16-14
4/1*	at Arizona State	W 13-2	17-14
4/2*	at Arizona State	L 10-6	17-15
4/5	at Pepperdine	W 5-0	18-15
4/8*	at Stanford	W 9-1	19-15
4/8*	at Stanford	L 7-4	19-16
4/9*	at Stanford	L 16-3	19-17
4/13*	Arizona	W 7-1	20-17
4/14*	Arizona	W 8-6	21-17
4/15*	Arizona	W 11-1022-17	
4/18	Cal State Northridge	W 4-3	23-17
4/21*	USC	L 7-3	23-18
4/22*	at USC	L 13-8	23-19
4/23*	USC	L 8-7	23-20
4/26	San Diego	L 7-4	23-21
4/28*	Arizona State	W 7-3	24-21
4/29*	Arizona State	W 8-7	25-21
4/30*	Arizona State	L 8-7	25-22
5/3	at Loyola Marymount	L 8-3	25-23
5/5*	at California	L 4-3	25-24
5/6*	at California	L 9-8	25-25
5/7*	at California	L 10-5	25-26
5/9	at San Diego State	W 5-3	26-26
5/10	Pepperdine	L 5-1	26-27
5/17	UC Santa Barbara	L 8-6	26-28
5/19	at UNLV	W 12-7	27-28
5/20	at UNLV	W 19-1028-28	
5/21	at UNLV	W 10-7	29-28

* Pac-10 game

GAME-BY-GAME RESULTS

1996 (36-28, 16-14, 3rd)

Head Coach: Gary Adams

Date	Opponent	Result	Record
1/30	Cal State Northridge	L 3-1	0-1
2/2	UNLV	L 5-2	0-2
2/3!	UNLV	W 6-2	1-2
2/4	UNLV	W 9-4	2-2
2/7^	at Hawaii-Hilo	W 7-1	3-2
2/8	at Hawaii-Hilo	W 15-9	4-2
2/9	at Hawaii	L 10-9	4-3
2/10	at Hawaii	W 12-4	5-3
2/11	at Hawaii	W 11-6	6-3
2/14	Cal State Fullerton	L 14-7	6-4
2/16	Pepperdine	W 9-4	7-4
2/17	at Pepperdine	W 7-1	8-4
2/18	Pepperdine	W 10-6	9-4
2/23*	Stanford	W 6-5	10-4
2/24*	Stanford	L 9-1	10-5
2/25*	Stanford	W 7-5	11-5
2/28	at Loyola Marymount	L 10-7	11-6
3/1*	California	W 4-1	12-6
3/2*	California	W 11-8	13-6
3/3*	California	W 5-4	14-6
3/6	UC Santa Barbara	L 4-2	14-7
3/8*	at Arizona	L 6-5	14-8
3/9*	at Arizona	L 11-6	14-9
3/10*	at Arizona	W 12-6	15-9
3/23*	USC	W 12-7	16-9
3/24*	at USC	L 13-3	16-10
3/25*	USC	W 10-5	17-10
3/29*	at Arizona State	W 10-6	18-10
3/30*	at Arizona State	W 9-7	19-10
3/31*	at Arizona State	L 12-9	19-11
4/2	at Cal State Fullerton	L 18-8	19-12
4/4*	at California	W 8-4	20-12
4/5*	at California	W 6-3	21-12
4/6*	at California	W 8-5	22-12
4/9	at Long Beach State	L 6-5	22-13
4/12*	Arizona	W 4-3	23-13
4/13*	Arizona	L 19-13	23-14
4/14*	Arizona	L 5-4	23-15
4/17	San Diego State	L 8-7	23-16
4/19*	Arizona State	W 12-9	24-16
4/20*	Arizona State	L 8-4	24-17
4/21*	Arizona State	W 16-9	25-17
4/23	Westmont College	W 16-3	26-17
4/24	CS Dominguez Hills	W 13-6	27-17
4/24	Loyola Marymount	W 11-5	28-17
4/26*	at Stanford	L 4-0	28-18
4/27*	at Stanford	L 10-8	28-19
4/28*	at Stanford	L 6-4	28-20
4/30	at San Diego	W 6-0	29-20
5/1	at San Diego State	W 8-7	30-20
5/3	Cal State Los Angeles	W 18-1	31-20
5/4	CS Dominguez Hills	L 5-4	31-21
5/7	Long Beach State	W 13-7	32-21
5/11*	at USC	L 5-4	32-22
5/12*	USC	L 13-3	32-23
5/13*	at USC	L 8-1	32-24
5/17	at Nevada	L 8-6	32-25
5/18	at Nevada	L 9-8	32-26
5/19	at Nevada	W 23-10	33-26
5/23\$	Texas	W 5-2	34-26
5/24\$	SW Missouri State	L 13-2	34-27
5/25\$	Sam Houston State	W 10-8	35-27
5/25\$	SW Missouri State	W 9-4	36-27
5/26\$	Miami	L 8-4	36-28

* Pac-10 game

! Game in Palm Springs, Calif. (UCLA desig. home team)

^ Game in Kona, Hawaii (Hawaii-Hilo desig. home team)

\$ NCAA Central I Regional (at Texas)

1997 (45-21-1, 19-11, 2nd)

Head Coach: Gary Adams

Date	Opponent	Result	Record
1/23	at Hawaii	W 23-11	1-0
1/24	at Hawaii	W 10-0	2-0
1/25	at Hawaii	W 12-8	3-0
1/31	at Hawaii	W 7-4	4-0
2/1	at UNLV	W 12-5	5-0
2/2	at UNLV	W 10-3	6-0
2/4	Pepperdine	W 6-5	7-0
2/5	at Cal State Northridge	T 9-9	7-0-1
2/7	Nevada	W 11-3	8-0-1
2/8	Nevada	L 6-5	8-1-1
2/9	Nevada	W 11-0	9-1-1
2/11	at San Diego	W 7-1	10-1-1
2/14	Loyola Marymount	W 13-11	11-1-1
2/15	at Loyola Marymount	W 10-5	12-1-1
2/16	Loyola Marymount	W 13-4	13-1-1
2/18	at UC Santa Barbara	W 17-7	14-1-1
2/21*	Arizona State	W 4-3	15-1-1
2/22*	Arizona State	W 16-5	16-1-1
2/23*	Arizona State	L 17-12	16-2-1
2/25	CS Dominguez Hills	W 21-10	17-2-1
2/28^	Washington	W 11-5	18-2-1
3/1^	Nebraska	W 12-9	19-2-1
3/2^	Minnesota	W 13-5	20-2-1
3/4	UC Santa Barbara	L 9-6	20-3-1
3/7*	at Arizona	L 4-2	20-4-1
3/8*	at Arizona	L 13-3	20-5-1
3/9*	at Arizona	W 12-1	21-5-1
3/11	Cal State Fullerton	W 7-6	22-5-1
3/13	Cal State Los Angeles	W 16-2	23-5-1
3/22*	at USC	W 12-6	24-5-1
3/23*	USC	W 8-5	25-5-1
3/24*	at USC	L 8-7	25-6-1
3/27*	California	W 13-1	26-6-1
3/28*	California	W 9-0	27-6-1
3/29*	California	W 8-1	28-6-1
4/1	at Pepperdine	L 8-7	28-7-1
4/4*	at Arizona State	W 5-2	29-7-1
4/5*	at Arizona State	L 4-3	29-8-1
4/6*	at Arizona State	L 15-14	29-9-1
4/8	Long Beach State	L 14-3	29-10-1
4/11*	Arizona	W 11-3	30-10-1
4/12*	Arizona	W 13-6	31-10-1
4/13*	Arizona	W 13-3	32-10-1
4/19*	at Stanford	L 7-4	32-11-1
4/19*	at Stanford	W 8-5	33-11-1
4/20*	at Stanford	W 5-3	34-11-1
4/22	San Diego	W 8-3	35-11-1
4/25*	USC	L 10-6	35-12-1
4/26*	at USC	L 11-2	35-13-1
4/27*	USC	W 14-4	36-13-1
4/29	at Cal State Fullerton	L 11-6	36-14-1
5/2*	at California	W 6-5	37-14-1
5/3*	at California	W 7-6	38-14-1
5/4*	at California	L 9-8	38-15-1
5/6	at Long Beach State	L 7-3	38-16-1
5/9*	Stanford	W 10-9	39-16-1
5/10*	Stanford	W 13-8	40-16-1
5/11*	Stanford	L 9-6	40-17-1
5/13	Cal State Northridge	L 12-6	40-18-1
5/22 ^R	Harvard	L 7-2	40-19-1
5/23 ^R	Ohio	W 15-1	41-19-1
5/24 ^R	Tennessee	W 5-3	42-19-1
5/24 ^R	Harvard	W 14-9	43-19-1
5/25 ^R	Oklahoma State	W 14-2	44-19-1
5/25 ^R	Oklahoma State	W 22-2	45-19-1
5/31 ^{WS}	Miami	L 7-3	45-20-1
6/2 ^{WS}	Mississippi State	L 7-5	45-21-1

* Pac-10 game

^ Hormel Foods Classic at Metrodome (Minneapolis, Minn.)

R – NCAA Midwest Regional (at Oklahoma State)

WS – College World Series (Rosenblatt Stadium – Omaha, Neb.)

1998 (24-33, 11-19, 5th)

Head Coach: Gary Adams

Date	Opponent	Result	Record
1/24	CS Dominguez Hills	W 8-5	1-0
1/29	at Hawaii	L 7-4	1-1
1/30	at Hawaii	L 14-5	1-2
1/31	at Hawaii	L 8-6	1-3
2/6	at Georgia Tech	L 16-7	1-4
2/7	at Georgia Tech	W 10-9	2-4
2/8	at Georgia Tech	W 13-11	3-4
2/10	San Diego	W 7-1	4-4
2/13!	at California	W 13-8	5-4
2/15*	at California	W 11-10	6-4
2/18	Loyola Marymount	W 10-4	7-4
2/20*	Stanford	L 18-6	7-5
2/21*	Stanford	L 23-4	7-6
2/22*	Stanford	L 13-9	7-7
2/24	Cal State Fullerton	L 11-8	7-8
2/27*	at USC	L 6-1	7-9
2/28*	USC	L 10-9	7-10
3/1	at USC	W 12-7	8-10
3/3	Long Beach State	L 21-5	8-11
3/6*	Arizona State	W 6-5	9-11
3/7*	Arizona State	L 14-6	9-12
3/8*	Arizona State	L 9-3	9-13
3/10	at Loyola Marymount	L 16-8	9-14
3/13*	at Arizona	W 16-14	10-14
3/14*	at Arizona	L 18-7	10-15
3/15*	at Arizona	L 12-10	10-16
3/17	San Diego State	W 14-13	11-16
3/20	Cal State Northridge	L 4-3	11-17
3/21	at Cal State Northridge	L 10-3	11-18
3/28*	at Stanford	L 4-1	11-19
3/29*	at Stanford	L 15-3	11-20
3/30*	at Stanford	L 7-6	11-21
4/1*	at California	L 11-4	11-22
4/3*	California	W 15-5	12-22
4/5*	California	W 16-15	13-22
4/5*	California	W 6-3	14-22
4/7	at San Diego	W 8-2	15-22
4/9*	Arizona	L 10-4	15-23
4/10*	Arizona	W 15-7	16-23
4/12*	Arizona	W 12-7	17-23
4/13	Hawaii-Hilo	W 16-0	18-23
4/14	at San Diego State	L 21-4	18-24
4/17*	at Arizona State	L 19-10	18-25
4/18*	at Arizona State	L 8-7	18-26
4/19*	at Arizona State	L 18-4	18-27
4/22	at Cal State Fullerton	L 19-5	18-28
4/24*	USC	L 14-6	18-29
4/25*	at USC	W 18-17	19-29
4/26*	USC	L 17-12	19-30
4/28	at Long Beach State	W 4-2	20-30
5/1	Portland State	W 7-6	21-30
5/2	Portland State	W 4-3	22-30
5/3	Portland State	W 7-4	23-30
5/6	UC Santa Barbara	W 16-4	24-30
5/8	at Oregon State	L 8-7	24-31
5/9	at Oregon State	L 19-5	24-32
5/10	at Oregon State	L 11-8	24-33

* Pac-10 game

! Game completed on February 15

1999 (31-33, 13-11, t-3rd)

Head Coach: Gary Adams

Date	Opponent	Result	Record
1/22	at Hawaii	L 6-0	0-1
1/23	at Hawaii	L 3-0	0-2
1/24	at Hawaii	L 5-3	0-3
1/26!	at Hawaii-Hilo	W 7-2 (7)	1-3
1/26!	at Hawaii-Hilo	W 5-0	2-3
2/2	Pepperdine	L 8-6	2-4
2/5	Georgia Tech	L 13-8	2-5
2/6	Georgia Tech	W 12-3	3-5
2/7	Georgia Tech	W 6-1	4-5
2/10	San Diego	W 4-3	5-5
2/12#	McNeese State	L 8-5	5-6
2/13#	Rice	W 14-6	6-6
2/14#	Northwestern State	L 5-4	6-7
2/16	at UC Santa Barbara	L 12-9	6-8
2/17	at UC Santa Barbara	L 7-6	6-9
2/19^	vs. Loyola Marymount	W 6-5	7-9
2/20^	vs. Texas Tech	L 13-5	7-10
2/21^	vs. San Diego State	W 8-5	8-10
2/24	at Cal State Northridge	L 10-4	8-11
2/26	California	W 11-6	9-11
2/27	California	W 8-7	10-11
2/28	California	W 11-10	11-11
3/2	Michigan	L 4-3	11-12
3/5	USC	L 6-3	11-13
3/6	USC	W 6-5	12-13
3/7	USC	W 8-7	13-13
3/9	at Loyola Marymount	W 12-10	14-13
3/12*	at Arizona	L 6-4	14-14
3/13*	at Arizona	W 6-1	15-14
3/14*	at Arizona	L 8-7	15-15
3/16	Long Beach State	L 9-7	15-16
3/17	at Pepperdine	L 7-6	15-17
3/27*	at Washington	L 8-6	15-18
3/28*	at Washington	L 12-5	15-19
3/29*†	at Washington	L 16-15	15-20
4/1*	at California	L 14-12	15-21
4/2*	at California	L 4-3	15-22
4/3*	at California	W 13-10	16-22
4/6	at Arkansas	W 6-3	17-22
4/7	at Arkansas	W 5-4	18-22
4/13	Loyola Marymount	L 7-5	18-23
4/16*	Arizona State	W 11-10	19-23
4/17*	Arizona State	W 9-3	20-23
4/18*	Arizona State	W 8-6	21-23
4/20	at Long Beach State	L 15-4	21-24
4/23*	Washington State	W 7-4	22-24
4/24*	Washington State	W 15-8	23-24
4/25*	Washington State	W 6-5	24-24
4/27	Cal State Fullerton	L 11-10	25-24
4/30*	at USC	L 4-1	25-26
5/1*	at USC	W 3-2	26-27
5/2*	at USC	W 8-5	27-27
5/7*	Oregon State	L 7-5	27-28
5/8*	Oregon State	W 15-0	28-28
5/9*	Oregon State	W 8-6	29-28
5/11	at San Diego	W 8-4	30-28
5/14*	Stanford	L 8-7	29-28
5/15*	Stanford	W 12-7	30-28
5/16*	Stanford	L 14-4	30-29
5/28 ^R	Oklahoma State	W 12-6	31-29
5/29 ^R	Wichita State	L 4-2	31-30
5/29 ^R	Oklahoma State	L 17-10	31-31

* Pac-10 game

! Doubleheader (Jan. 25 rainout); Game 1 (7 inn.)

Big Ball Sports Tournament (Houston, Texas, hosted by Rice)

^ San Diego Baseball Classic (San Diego, hosted by SDSU)

† Susp. March 29 after 1.5 inn. (hall), resumed March 30

R – NCAA Wichita Regional (at Wichita State)

GAME-BY-GAME RESULTS

2000 (38-26, 17-7, t-1st)

Head Coach: Gary Adams

Date	Opponent	Result	Record
2/3	at Hawaii	W 15-3	1-0
2/4	at Hawaii	W 10-3	2-0
2/5	at Hawaii	W 9-3	3-0
2/9	UC Santa Barbara	W 17-4	4-0
2/11	at UNLV	L 21-5	4-1
2/12	at UNLV	W 10-1	5-1
2/13	at UNLV	W 6-5	6-1
2/15	at Loyola Marymount	L 5-4	6-2
2/18	North Carolina	L 17-13	6-3
2/19	North Carolina	L 6-4	6-4
2/20	North Carolina	L 12-11	6-5
2/22	Pepperdine	W 11-7	7-5
2/25	at USC	L 10-7	7-6
2/26	at USC	L 4-3	7-7
2/29	at San Diego State	L 9-8	7-8
3/1	at Long Beach State	L 6-1	7-9
3/7	at Cal State Fullerton	L 17-5	7-10
3/10	Bradley	W 14-4	8-10
3/11	Bradley	W 9-8	9-10
3/12	Bradley	W 12-4	10-10
3/14	San Diego State	W 7-6	11-10
3/17	Harvard	W 9-2	12-10
3/18	Harvard	W 5-4	13-10
3/18	Harvard	W 10-3	14-10
3/25*	Washington	W 2-1	15-10
3/26*	Washington	L 7-6	15-11
3/27*	Washington	W 12-5	16-11
3/29	at San Diego	W 11-9	17-11
3/31*	at Oregon State	W 3-1	18-11
4/1*	at Oregon State	W 18-10	19-11
4/2*	at Oregon State	W 9-5	20-11
4/4	Loyola Marymount	L 23-12	20-12
4/7*	USC	L 5-1	20-13
4/8*	USC	W 15-5	21-13
4/9*	USC	W 8-5	22-13
4/11	at UC Santa Barbara	W 10-2	23-13
4/14	Cal State Northridge	W 10-5	24-13
4/15	Cal State Northridge	L 7-2	24-14
4/16	Cal State Northridge	L 12-9	24-15
4/18	at USC	L 6-2	24-16
4/20*	at Arizona State	L 10-8	24-17
4/21*	at Arizona State	W 13-3	25-17
4/22*	at Arizona State	L 18-3	25-18
4/24	San Diego	L 10-1	25-19
4/25	Cal State Fullerton	L 8-3	25-20
4/28*	at Washington State	W 14-10	26-20
4/29*	at Washington State	W 13-2	27-20
4/30*	at Washington State	W 14-1	28-20
5/2	at Pepperdine	L 7-6	28-22
5/5*	California	L 13-7	28-22
5/6*	California	W 18-7	29-22
5/7*	California	W 8-7	30-22
5/9	Long Beach State	W 17-6	31-22
5/13*	Arizona	W 5-3	32-22
5/14*	Arizona	W 10-0	33-22
5/15*	Arizona	W 8-5	34-22
5/19*	at Stanford	W 10-9	35-22
5/20*	at Stanford	L 19-3	35-23
5/21*	at Stanford	L 17-11	35-24
5/26 ^R	Delaware	W 13-12	36-24
5/27 ^R	Oklahoma	W 10-5	37-24
5/28 ^R	Oklahoma	W 11-3	38-24
6/2 ^{SR}	Louisiana State	L 8-2	38-25
6/3 ^{SR}	Louisiana State	L 14-8	38-26

* Pac-10 Game

R – NCAA Oklahoma City Regional (at Bricktown Ballpark)

SR – NCAA Baton Rouge Super Regional (at LSU)

2001 (30-27, 9-15, 7th)

Head Coach: Gary Adams

Date	Opponent	Result	Record
1/27	at UC Riverside	L 10-6	0-1
2/1	at Hawaii	L 9-8	0-2
2/2	at Hawaii	W 16-3	1-2
2/3	at Hawaii	W 12-2	2-2
2/6	Loyola Marymount	W 10-6	3-2
2/9	UNLV	W 6-2	4-2
2/10	UNLV	W 10-2	5-2
2/11	UNLV	W 11-2	6-2
2/14	UC Santa Barbara	W 6-5	7-2
2/16	USC	W 4-3	8-2
2/17	USC	L 6-0	8-3
2/18	USC	L 5-4	8-4
2/20	at Pepperdine	W 6-5	9-4
2/23	Tulane	W 8-3	10-4
3/2	at North Carolina	L 8-7	10-5
3/2	at North Carolina	W 12-2	11-5
3/6	at Loyola Marymount	W 8-4	12-5
3/9*	Arizona	W 3-2	13-5
3/10*	Arizona	L 6-4	13-6
3/11*	Arizona	L 9-6	13-7
3/13	Cal State Northridge	W 12-7	14-7
3/14	Purdue	W 10-6	15-7
3/25	Cal State Los Angeles	W 9-6	16-7
3/26	at Cal State Northridge	W 5-4	17-7
3/27	at San Diego	L 9-3	17-8
3/30*	at Washington State	L 12-11	17-9
4/1*	at Washington State	W 13-10	18-9
4/2*	at Washington State	W 10-9	19-9
4/3	Pepperdine	W 11-3	20-9
4/7*	at Stanford	W 6-4	21-9
4/7*	at Stanford	L 9-0	21-10
4/8*	at Stanford	L 11-2	21-11
4/10	at San Diego State	W 3-2	22-11
4/12*	Washington	L 3-0	22-12
4/13*	Washington	W 4-2	23-12
4/14*	Washington	W 11-3	24-12
4/17	Long Beach State	W 5-1	25-12
4/18	at Cal State Fullerton	L 11-10	25-13
4/20	at Kansas State	L 8-5	25-14
4/21^	at Kansas State	L 13-12	25-15
4/22	at Kansas State	L 11-7	25-16
4/24	at Long Beach State	L 10-2	25-17
4/27*	at USC	L 2-0	25-18
4/28*	at USC	L 7-6	25-19
4/29*	at USC	L 7-1	25-20
5/1	San Diego State	W 3-1	26-20
5/4*	California	W 3-1	27-20
5/5*	California	L 9-8	27-21
5/6*	California	L 8-6	26-23
5/9	Cal State Fullerton	W 9-3	27-23
5/11*	Oregon State	W 5-3	28-23
5/12*	Oregon State	W 7-6	29-23
5/13*	Oregon State	L 11-8	29-24
5/15	at UC Santa Barbara	L 10-4	29-25
5/18*	at Arizona State	L 7-3	29-26
5/19*	at Arizona State	W 3-1	30-26
5/20*	at Arizona State	L 12-9	30-27

* Pac-10 game

^ Susp. in ninth inning (darkness), resumed April 22

2002 (26-35, 9-15, 7th)

Head Coach: Gary Adams

Date	Opponent	Result	Record
1/29	at UC Irvine	L 6-4	0-1
2/1	Gonzaga	W 5-2	1-1
2/2	Gonzaga	L 14-10	1-2
2/3	Gonzaga	W 12-6	2-2
2/8	Florida Atlantic	L 23-13	2-3
2/9	Florida Atlantic	W 4-1	3-3
2/10	Florida Atlantic	W 11-5	4-3
2/11	at Loyola Marymount	W 7-2	5-3
2/13	at Hawai'i-Hilo	W 9-1	6-3
2/14	at Hawai'i-Hilo	W 9-4	7-3
2/15	at Hawaii	L 6-4	7-4
2/16	at Hawaii	L 7-6	7-5
2/17	at Hawaii	L 8-7	7-6
2/22	USC	L 1-0	7-7
2/23	USC	L 26-4	7-8
2/24	USC	L 6-3	7-9
2/26	UC Santa Barbara	W 12-7	8-9
3/2	at Tulane	W 9-7	9-9
3/2	at Tulane	L 4-1	9-10
3/3	at Tulane	W 10-4	10-10
3/5	Loyola Marymount	W 10-9	11-10
3/8	at Cal State Northridge	L 10-9	11-11
3/9	at Cal State Northridge	L 12-11	11-12
3/10	Cal State Northridge	W 6-3	12-12
3/12	Pepperdine	W 10-6	13-12
3/13	UC Irvine	L 6-4	13-13
3/23	at Miami	L 8-7	13-14
3/24	at Miami	L 8-2	13-15
3/25	at Miami	L 5-1	13-16
4/2	at Long Beach State	L 4-3	13-17
4/5*	at California	L 5-3	13-18
4/6*	at California	W 19-2	14-18
4/7*	at California	L 10-6	14-19
4/9	at Pepperdine	L 4-3	14-20
4/12*	Arizona State	L 4-3	14-21
4/13*	Arizona State	W 10-2	15-21
4/14*	Arizona State	L 15-2	15-22
4/16	at UC Riverside	W 4-2	16-22
4/19*	at Oregon State	L 9-8	16-23
4/20*	at Oregon State	W 6-1	17-23
4/21*	at Oregon State	W 9-7	18-23
4/23	Cal State Fullerton	L 7-6	18-24
4/26*	Washington State	W 5-3	19-24
4/27*	Washington State	L 14-10	19-25
4/28*	Washington State	L 9-6	19-26
4/30	at UC Santa Barbara	W 18-13	20-26
5/3*	at Washington	W 8-1	21-26
5/4*	at Washington	L 5-4	21-27
5/5*	at Washington	L 9-5	21-28
5/7	Long Beach State	W 7-6	22-28
5/10*	at Arizona	L 10-9	22-29
5/11*	at Arizona	W 5-3	23-29
5/12*	at Arizona	W 18-14	24-29
5/14	UC Riverside	W 4-3	25-29
5/17*	Stanford	L 11-0	25-30
5/18*	Stanford	W 9-4	26-30
5/19*	Stanford	L 17-4	26-31
5/21	at Cal State Fullerton	L 11-4	26-32
5/24*	USC	L 5-4	26-33
5/25*	USC	L 16-10	26-34
5/26*	USC	L 13-3	26-35

* Pac-10 game

2003 (28-31, 11-13, t-5th)

Head Coach: Gary Adams

Date	Opponent	Result	Record
1/31	Cal State Northridge	L 8-6	0-1
2/1	Cal State Northridge	W 17-6	1-1
2/2	at Cal State Northridge	W 13-8	2-1
2/4	at UC Riverside	L 8-3	2-2
2/7	at Hawaii	L 11-5	2-3
2/8	at Hawaii	W 5-4	3-3
2/9	at Hawaii	L 8-3	3-4
2/14	N.C. State	W 8-6	4-4
2/15	N.C. State	W 12-5	5-4
2/16	N.C. State	L 9-6	5-5
2/18	at UC Santa Barbara	L 7-5	5-6
2/22*	Creighton	L 10-4	5-7
2/22*	Utah	W 3-0	6-7
2/23*	Utah	W 3-0	7-7
2/23*	Texas A&M	L 7-2	7-8
2/24*	Creighton	W 2-1	8-8
2/24*	Texas A&M	L 3-0	8-9
2/28^	Texas	W 13-2	9-9
3/1^	Tulane	W 12-2	10-9
3/2^	Cal State Fullerton	L 7-1	10-10
3/4	at Loyola Marymount	L 9-0	10-11
3/7	USC	W 7-4	11-11
3/8	USC	L 9-6	11-12
3/9	USC	W 17-5	12-12
3/11	Pacific	L 8-4	12-13
3/12	UC Riverside	L 10-6	12-14
3/22	Wichita State	W 9-7	13-14
3/23	Wichita State	W 11-10	14-14
3/25	at Long Beach State	L 2-0	14-15
3/28*	Arizona	W 6-4	15-15
3/29*	Arizona	W 7-5	16-15
3/30*	Arizona	L 12-10	16-16
4/4*	California	W 10-2	17-16
4/5*	California	L 8-6	17-17
4/6*	California	L 12-9	17-18
4/8	Long Beach State	L 5-3	17-19
4/11*	at USC	L 7-6	17-20
4/12*	at USC	L 7-4	17-21
4/13*	at USC	L 8-5	17-22
4/15	Cal State Fullerton	L 13-2	17-23
4/17*	at Arizona State	W 9-8	18-23
4/18*	at Arizona State	W 8-7	19-23
4/19*	at Arizona State	L 17-1	19-24
4/22	Cal State Fullerton	L 11-1	19-25
4/29	Loyola Marymount	W 7-1	20-25
5/2*	Oregon State	W 8-7	21-25
5/3*	Oregon State	W 10-9	22-25
5/4*	Oregon State	L 7-6	22-26
5/6	UC Santa Barbara	W 8-7	23-26
5/9*	Washington	W 5-4	24-26
5/10*	Washington	L 3-2	24-27
5/11*	Washington	L 13-2	24-28
5/13	at Pepperdine	W 4-3	25-28
5/16*	at Stanford	L 9-1	25-29
5/17*	at Stanford	W 9-5	26-29
5/18*	at Stanford	L 9-8	26-30
5/23*	at Washington State	W 21-3	27-30
5/24*	at Washington State	L 15-2	27-31
5/25*	at Washington State	W 18-7	28-31

* Pac-10 Game

% Domino's Pizza Aggie Baseball Classic (College Station,

Texas, hosted by Texas A&M); all games were six innings

^ Kia Baseball Bash (hosted by Cal State Fullerton)

GAME-BY-GAME RESULTS

2004 (35-29, 14-10, 1-3rd)

Head Coach: Gary Adams

Date	Opponent	Result	Record
2/3	UC Riverside	W 4-1	1-0
2/13	Fresno State	W 6-2	2-0
2/14	Fresno State	W 13-11	3-0
2/15	Fresno State	L 3-2	3-1
2/17	at Loyola Marymount	L 7-3	3-2
2/20	Pacific	W 6-1	4-2
2/21	Pacific	L 7-0	4-3
2/24	Pepperdine	W 8-6	5-3
2/26	at Hawai'i Hilo	W 10-4	6-3
2/27	at Hawai'i Hilo	W 14-1	7-3
2/29	at Hawai'i Hilo	W 11-0	8-3
3/1	at Hawai'i Hilo	W 12-1	9-3
3/2	UC Santa Barbara	W 3-2	10-3
3/5	Texas A&M	W 8-6	11-3
3/6	Texas A&M	L 8-4	11-4
3/7	Texas A&M	L 8-2	11-5
3/9	at UC Irvine	L 6-0	11-6
3/12#	vs. Long Beach State	L 3-0	11-7
3/13#	vs. Nebraska	W 4-2	12-7
3/14#	vs. Houston	L 7-6	12-8
3/16	Loyola Marymount	W 7-5	13-8
3/26	at USC	L 11-4	13-9
3/27	at USC	L 5-0	13-10
3/28	at USC	W 13-7	13-10
3/30	at San Diego State	L 5-1	14-11
4/2*	Stanford	L 11-4	14-12
4/3*	Stanford	L 15-13	14-13
4/4*	Stanford	W 6-5	15-13
4/6	at Pepperdine	W 3-2	16-13
4/8*	at Arizona	W 9-7	17-13
4/9*	at Arizona	W 4-3	18-13
4/10*	at Arizona	L 9-5	18-14
4/13	Long Beach State	W 11-1	19-14
4/16*	Arizona State	L 12-4	19-15
4/17*	Arizona State	L 4-3	19-16
4/18*	Arizona State	W 11-10	20-16
4/20	at Cal State Fullerton	W 5-4	21-16
4/23*	at California	W 7-2	22-16
4/24*	at California	W 10-7	23-16
4/25*	at California	L 3-2	23-17
4/27	at Long Beach State	L 2-1	23-18
4/30*	USC	L 6-4	23-19
5/1*	USC	W 12-6	24-19
5/2*	USC	W 13-12	25-19
5/4	at Wichita State	L 6-4	25-20
5/5	at Wichita State	L 10-3	25-21
5/7	Arizona	W 7-3	26-21
5/8	Arizona	L 20-9	26-22
5/9	Arizona	L 11-2	26-23
5/11	Cal State Fullerton	W 8-2	27-23
5/14*	Washington State	L 10-9	27-24
5/15*	Washington State	W 3-1	28-24
5/16*	Washington State	W 14-0	29-24
5/18	UC Irvine	L 7-5	29-25
5/21*	at Washington	W 3-1	30-25
5/22*	at Washington	L 7-2	30-26
5/23*	at Washington	W 4-3	31-26
5/28*	at Oregon State	L 3-2	31-27
5/29*	at Oregon State	W 12-2	32-27
5/30*	at Oregon State	W 11-6	33-27
6/4 ^R	at Oklahoma	W 9-1	34-27
6/5 ^R	vs. Florida	L 4-3	34-28
6/5 ^R	vs. Oklahoma	W 17-7	35-28
6/6 ^R	vs. Florida	L 11-0	35-29

* Pac-10 game

Aztec Invitational (San Diego, Calif. – Petco Park)

R – NCAA Oklahoma City Regional (at Bricktown Ballpark)

2005 (15-41, 4-20, 8th)

Head Coach: John Savage

Date	Opponent	Result	Record
1/29	Cal Poly	W 7-4	1-0
1/29	Cal Poly	L 2-1	1-1
1/30	Cal Poly	L 8-3	1-2
2/4	at Fresno State	W 7-4	2-2
2/5	at Fresno State	L 8-4	2-3
2/6	at Fresno State	W 6-5	3-3
2/8	UC Riverside	W 17-0	4-3
2/12	Cal State Northridge	W 5-4	5-3
2/13	at Cal State Northridge	W 7-1	6-3
2/18	Utah	L 7-4	6-4
2/25	Pacific	W 9-0	7-4
2/26	Pacific	L 7-5	7-5
2/27	Pacific	L 10-9	7-6
3/4#	vs. Oklahoma	L 7-2	7-7
3/5#	vs. Nevada	L 7-3	7-8
3/6#	at Cal State Fullerton	L 14-4	7-9
3/8	at Cal State Northridge	L 6-2	7-10
3/11	at Texas A&M	L 15-5	7-11
3/12	at Texas A&M	L 3-2	7-12
3/13	at Texas A&M	L 5-3	7-13
3/29	Cal State Fullerton	L 7-6	7-14
4/1*	Arizona	L 8-4	7-15
4/2*	Arizona	L 11-0	7-16
4/3*	Arizona	L 12-2	7-17
4/5	at Long Beach State	L 2-1	7-18
4/8*	at USC	L 11-1	7-19
4/9*	at USC	L 9-0	7-20
4/10*	at USC	L 6-0	7-21
4/12	at Loyola Marymount	L 4-2	7-22
4/15	UC Santa Barbara	L 9-4	7-23
4/16	at UC Santa Barbara	W 9-8	8-23
4/17	at UC Santa Barbara	L 4-3	8-24
4/19	at San Diego State	L 9-6	8-25
4/22*	at Arizona State	L 12-5	8-26
4/23*	at Arizona State	L 16-2	8-27
4/24*	at Arizona State	L 10-8	8-28
4/26	UC Irvine	W 3-1	9-28
4/29*	California	L 7-1	9-29
4/30*	California	L 6-4	9-30
5/1*	California	W 4-2	10-30
5/3	San Diego	W 8-5	11-30
5/6*	Oregon State	L 3-1	11-31
5/7*	Oregon State	L 10-4	11-32
5/8*	Oregon State	L 16-3	11-33
5/10	at UC Irvine	W 11-1	12-33
5/13*	at Stanford	L 3-2	12-34
5/14*	at Stanford	W 4-3	13-34
5/15*	at Stanford	L 11-1	13-35
5/17	Loyola Marymount	L 6-1	13-36
5/20*	at Washington State	W 4-3	14-36
5/21*	at Washington State	L 10-7	14-37
5/22*	at Washington State	W 4-1	15-37
5/24	at UC Riverside	L 3-2	15-38
5/27*	Washington	L 6-0	15-39
5/28*	Washington	L 6-5	15-40
5/29*	Washington	L 16-5	15-41

* Pac-10 Game

Kia Baseball Bash (hosted by Cal State Fullerton)

2006 (33-25, 13-10, 3rd)

Head Coach: John Savage

Date	Opponent	Result	Record
2/3	Fresno State	L 11-9	0-1
2/4	Fresno State	L 5-0	0-2
2/5	Fresno State	W 12-2	1-2
2/10	Miami	L 3-1	1-3
2/11	Miami	W 7-4	2-3
2/12	Miami	L 5-2	2-4
2/14	UC Riverside	L 6-4	2-5
2/18	at Pacific	W 5-2	3-5
2/18	at Pacific	W 5-1	4-5
2/19	at Pacific	L 3-0	4-6
2/21	Pepperdine	W 2-0	5-6
2/24	Cal State Fullerton	L 7-2	5-7
2/25	at Cal State Fullerton	L 3-1	5-8
2/26	at Cal State Fullerton	L 12-6	5-9
2/28	at Long Beach State	W 6-3	6-9
3/3	at N.C. State	W 7-2	7-9
3/4	at N.C. State	W 5-4	8-9
3/5	at N.C. State	W 13-2	9-9
3/7	at Pepperdine	L 6-1	9-10
3/10	Mississippi	W 9-2	10-10
3/11	Mississippi	L 6-5	10-11
3/12	Mississippi	W 6-4	11-11
3/14	UNLV	W 16-2	12-11
3/17	San Diego State	W 14-6	13-11
3/18	San Diego State	W 12-2	14-11
3/19	San Diego State	W 9-1	15-11
3/31*	at Washington	L 5-0	15-12
4/1*	at Washington	W 3-2	16-12
4/2*	at Washington	L 4-1	16-13
4/7*	Washington State	W 9-5	17-13
4/8*	Washington State	L 4-3	17-14
4/9*	Washington State	W 10-7	18-14
4/13*	at Arizona	L 4-3	18-15
4/14*	at Arizona	W 13-8	19-15
4/15*	at Arizona	W 8-5	20-15
4/18	Long Beach State	W 9-7	21-15
4/21*	Arizona State	L 3-2	21-16
4/22*	Arizona State	W 5-1	22-16
4/23*	Arizona State	W 11-10	23-16
4/25	UC Santa Barbara	L 11-8	23-17
4/28*	at California	W 4-2	24-17
4/29*	at California	L 3-2	24-18
4/30*	at California	L 9-4	24-19
5/2	at UC Riverside	W 9-4	25-19
5/9	at UC Santa Barbara	L 4-3	25-20
5/12*	USC	L 8-6	25-21
5/13*	USC	W 8-3	26-21
5/14*	USC	W 12-1	27-21
5/16	at UC Irvine	W 8-4	28-21
5/19*	Stanford	W 8-1	29-21
5/20*	Stanford	L 6-2	29-22
5/21*	Stanford	W 8-7	30-22
5/23	UC Irvine	W 10-1	31-22
5/26*	at Oregon State	L 9-2	31-23
5/28*	at Oregon State	W 3-1	32-23
6/2 ^R	vs. UC Irvine	W 3-2	33-23
6/3 ^R	vs. Pepperdine	L 6-0	33-24
6/4 ^R	vs. Missouri	L 2-1	33-25

* Pac-10 game

R – NCAA Malibu Regional (at Pepperdine)

2007 (33-28, 14-10, 3rd)

Head Coach: John Savage

Date	Opponent	Result	Record
2/2	Winthrop	W 2-1	1-0
2/3	Winthrop	L 6-4	1-1
2/4	Winthrop	W 19-5	2-1
2/9	at Miami	L 1-0	2-2
2/10	at Miami	L 9-8	2-3
2/11	at Miami	L 7-3	2-4
2/13	UC Riverside	W 3-2	3-4
2/16	East Carolina	W 6-1	4-4
2/17	East Carolina	W 9-7	5-4
2/18	East Carolina	W 7-6	6-4
2/20	at Long Beach State	L 14-1	6-5
2/23	at Cal State Fullerton	W 6-2	7-5
2/24	Cal State Fullerton	L 7-4	7-6
2/25	Cal State Fullerton	L 7-2	7-7
3/9	at Mississippi	L 8-0	7-8
3/10	at Mississippi	W 7-6	8-8
3/11	at Mississippi	L 4-1	8-9
3/13	Long Beach State	L 4-2	8-10
3/16	at San Diego State	L 8-2	8-11
3/17	at San Diego State	L 12-6	8-12
3/18	at San Diego State	L 5-3	8-13
3/24	Pacific	L 4-3	8-14
3/25	Pacific	W 15-8	9-14
3/26	Pacific	W 8-3	10-14
3/30*	at Stanford	W 8-2	11-14
3/31*	at Stanford	W 16-11	12-14
4/1*	at Stanford	W 10-4	13-14
4/5*	Washington	W 6-5	14-14
4/6*	Washington	W 11-2	15-14
4/7*	Washington	L 9-4	15-15
4/10	UC Irvine	L 5-4	15-16
4/13*	at USC	W 5-2	16-16
4/14*	at USC	W 7-6	17-16
4/15*	at USC	W 12-9	18-16
4/17	Pepperdine	W 6-2	19-16
4/21	Cal State Northridge	W 8-3	20-16
4/21	Cal State Northridge	W 6-5	21-16
4/22	Cal State Northridge	W 12-8	22-16
4/24	at UC Riverside	L 3-1	22-17
4/27*	Arizona	W 9-3	23-17
4/28*	Arizona	W 11-4	24-17
4/29*	Arizona	L 5-3	24-18
5/1	at UC Irvine	W 4-2	25-18
5/4*	California	W 13-6	26-18
5/5*	California	W 7-2	27-18
5/6*	California	L 16-0	27-19
5/8	at Pepperdine	W 4-1	28-19
5/11*	at Arizona State	L 16-14	28-20
5/12*	at Arizona State	L 5-4	28-21
5/13*	at Arizona State	L 11-10	28-22
5/18*	at Washington State	L 5-1	28-23
5/19*	at Washington State	L 10-5	28-24
5/20*	at Washington State	W 7-5	29-24
5/25*	Oregon State	L 10-7	29-25
5/26*	Oregon State	L 13-5	29-26
5/27*	Oregon State	W 5-2	30-26
6/1 ^R	vs. Pepperdine	W 7-3	31-26
6/2 ^R	vs. Illinois-Chicago	W 3-1	32-26
6/3 ^R	at Long Beach State	W 7-4	33-26
6/9 ^{SR}	at Cal State Fullerton	L 12-2	33-27
6/10 ^{SR}	at Cal State Fullerton	L 2-1	33-28

* Pac-10 game

R – NCAA Long Beach Regional (at Long Beach State, Blair Field)

SR – NCAA Fullerton Super Regional (at Cal State Fullerton)

GAME-BY-GAME RESULTS

2008 (33-27, 13-11, 3rd)

Head Coach: John Savage

Date	Opponent	Result	Record
2/23	Oklahoma	W 7-5	1-0
2/23	Oklahoma	L 3-2	1-1
2/26 [^]	at Cal State Northridge	W 22-2	2-1
2/27	UC Santa Barbara	W 5-4	3-1
2/29#	Southern	W 11-2	4-1
3/1#	vs. Bethune-Cookman	W 2-0	5-1
3/2#	at USC	W 4-3	6-1
3/4	at Cal State Fullerton	L 7-1	6-2
3/5	Cal State Fullerton	L 13-2	6-3
3/7	St. Mary's	W 14-0	7-3
3/8	St. Mary's	W 7-6	8-3
3/9	St. Mary's	L 4-2	8-4
3/11	Pepperdine	W 11-3	9-4
3/13	at Cal Poly	L 9-8	9-5
3/14	at Cal Poly	W 10-6	10-5
3/15	at Cal Poly	W 12-9	11-5
3/21	Long Beach State	L 13-3	11-6
3/22	at Long Beach State	L 3-2	11-7
3/22	at Long Beach State	L 10-3	11-8
3/25	at San Diego State	L 6-3	11-9
3/28*	at Arizona	W 4-3	12-9
3/29*	at Arizona	W 20-8	13-9
3/30*	at Arizona	L 8-4	13-10
4/1	San Diego State	W 6-2	14-10
4/4*	USC	L 6-1	14-11
4/5*	USC	L 7-4	14-12
4/6*	USC	W 4-2	15-12
4/8	UC Irvine	L 6-5	15-13
4/11	UC Riverside	W 5-3	16-13
4/12	UC Riverside	W 18-7	17-13
4/13	UC Riverside	W 9-5	18-13
4/15	Cal State Northridge	L 4-0	18-14
4/18*	Stanford	L 4-1	18-15
4/19*	Stanford	L 6-1	18-16
4/20*	Stanford	W 8-2	19-16
4/22	UNLV	W 8-7	20-16
4/25*	at Washington	L 5-2	20-17
4/26*	at Washington	W 8-1	21-17
4/27*	at Washington	W 4-3	22-17
4/29	at Pepperdine	L 6-2	22-18
4/30	Loyola Marymount	W 6-2	23-18
5/2*	Arizona State	L 10-5	23-19
5/3*	Arizona State	W 8-3	24-19
5/4*	Arizona State	L 11-8	24-20
5/6	San Diego	L 5-3	24-21
5/9*	at Oregon State	L 10-1	24-22
5/10*	at Oregon State	W 11-4	25-22
5/11*	at Oregon State	L 8-7	25-23
5/13	at UC Irvine	W 6-4	26-23
5/16*	Washington State	W 10-0	27-23
5/17*	Washington State	W 7-6	28-23
5/18*	Washington State	W 2-1	29-23
5/20	at Cal State Fullerton	L 12-8	29-24
5/23*	at California	W 8-0	30-24
5/24*	at California	W 7-0	31-24
5/25*	at California	L 7-6	31-25
5/30 ^R	vs. Virginia	W 3-2	32-25
5/31 ^R	at Cal State Fullerton	W 11-4	33-25
6/1 ^R	at Cal State Fullerton	L 11-8	33-26
6/2 ^R	at Cal State Fullerton	L 5-4	33-27

* Pac-10 game

[^] Game resumed April 15 at UCLA after 7.5 inn (darkness)

MLB Urban Invitational (March 1 at Urban Youth Academy)

R – NCAA Fullerton Regional (at Cal State Fullerton)

2009 (27-29, 15-12, 1-3rd)

Head Coach: John Savage

Date	Opponent	Result	Record
2/20	UC Davis	W 13-1	1-0
2/21	UC Davis	W 5-2	2-0
2/22	UC Davis	L 8-7	2-1
2/24	at UC Santa Barbara	L 7-6	2-2
2/25	UC Riverside	L 11-1	2-3
2/27 [^]	vs. Rice	L 5-4	2-4
2/28 [^]	vs. Baylor	L 5-1	2-5
3/1	vs. UC Irvine	L 7-4	2-6
3/3	Pepperdine	L 5-4	2-7
3/6	at Oklahoma	L 6-5	2-8
3/7	at Oklahoma	L 7-6	2-9
3/8	at Oklahoma	L 6-4	2-10
3/10	UC Santa Barbara	W 5-3	3-10
3/11	San Diego State	L 10-6	3-11
3/13	at East Carolina	W 10-9	4-11
3/13#	at East Carolina	W 8-6	5-11
3/14	at East Carolina	L 7-5	5-12
3/21*	at USC	W 14-4	6-12
3/22*	at USC	L 5-1	6-13
3/23*	at USC	W 17-2	7-13
3/25	at Pepperdine	W 7-2	8-13
3/27*	Arizona	W 7-6	9-13
3/28*	Arizona	L 19-5	9-14
3/29*	Arizona	W 8-6	10-14
4/1	Loyola Marymount	L 3-2	10-15
4/3*	at Washington State	L 7-2	10-16
4/4*	at Washington State	L 4-3	10-17
4/5*	at Washington State	W 9-5	11-17
4/7	UC Irvine	W 8-3	12-17
4/9*	at Stanford	L 4-3	12-18
4/10*	at Stanford	W 8-5	13-18
4/11*	at Stanford	L 7-2	13-19
4/14	at San Diego State	W 7-3	14-19
4/17*	Washington	W 4-2	15-19
4/18*	Washington	W 13-0	16-19
4/19*	Washington	W 6-3	17-19
4/21	at UC Riverside	L 17-6	17-20
4/24*	Oregon State	W 7-5	18-20
4/25*	Oregon State	L 5-3	18-21
4/26*	Oregon State	W 5-2	19-21
4/28	Long Beach State	W 7-5	20-21
5/1*	at Oregon	L 3-2	20-22
5/2*	at Oregon	W 6-2	21-22
5/3*	at Oregon	W 8-1	22-22
5/5	Cal State Bakersfield	W 15-2	23-22
5/8*	California	L 3-2	23-23
5/9*	California	W 9-4	24-23
5/10*	California	L 8-3	24-24
5/12	Long Beach State	W 15-2	25-24
5/15	at Cal State Fullerton	L 6-3	25-25
5/16	Cal State Fullerton	L 6-5	25-26
5/17	Cal State Fullerton	W 13-10	26-26
5/19	at UC Irvine	L 5-4	26-27
5/22	at Arizona State	L 4-0	26-28
5/23	at Arizona State	W 10-4	27-28
5/24	at Arizona State	L 6-5	27-29

* Pac-10 game

[^] Houston College Classic (at Minute Maid Park, Houston)

Game postponed after 4.5 inn. (resumed March 14)

2010 (51-17, 18-9, 2nd)

Head Coach: John Savage

Date	Opponent	Result	Record
2/19#	Southern	W 16-2	1-0
2/20#	vs. Bethune Cookman	W 10-3	2-0
2/21#	Cal State Northridge	W 14-5	3-0
2/23	at Long Beach State	W 10-1	4-0
2/26 [^]	Vanderbilt	W 9-2	5-0
2/28 [^]	vs. USC	W 6-1	6-0
3/5	Nebraska	W 13-1	7-0
3/5	Nebraska	W 5-3	8-0
3/6	Nebraska	W 5-4	9-0
3/9	UC Riverside	W 3-2	10-0
3/12@	at Texas A&M Corpus Christi	W 11-3	11-0
3/13@	vs. Mississippi State	W 5-2	12-0
3/14@	vs. Oklahoma	W 5-2	13-0
3/19	Oral Roberts	W 20-4	14-0
3/20	Oral Roberts	W 12-2	15-0
3/21	Oral Roberts	W 9-1	16-0
3/23	at UC Santa Barbara	W 7-1	17-0
3/25	Cal Poly	W 11-7	18-0
3/26	Cal Poly	W 4-3	19-0
3/27	Cal Poly	W 6-4	20-0
3/30	Pepperdine	W 2-1	21-0
4/1*	Stanford	W 6-5	22-0
4/2*	Stanford	L 8-4	22-1
4/3*	Stanford	W 7-5	23-1
4/6	Cal State Fullerton	L 6-1	23-2
4/9*	at Oregon State	L 4-1	23-3
4/10*	at Oregon State	W 3-1	24-3
4/11*	at Oregon State	W 8-2	25-3
4/13	at UC Riverside	W 10-0	26-3
4/16*	Oregon	L 5-4	26-4
4/17*	Oregon	L 8-4	26-5
4/18*	Oregon	W 5-1	27-5
4/20	Long Beach State	L 16-4	27-6
4/23*	at Arizona	W 6-3	28-6
4/24*	at Arizona	W 6-2	29-6
4/25*	at Arizona	L 6-4	29-7
4/27	UC Irvine	W 4-1	30-7
4/30*	Arizona State	L 5-1	30-8
5/1*	Arizona State	L 6-1	30-9
5/2*	Arizona State	L 12-3	30-10
5/4	at Pepperdine	W 5-1	31-10
5/7*	at Washington	W 7-2	32-10
5/8*	at Washington	W 14-6	33-10
5/9*	at Washington	W 7-6	34-10
5/11	at UC Irvine	L 2-1	34-11
5/14*	USC	W 13-7	35-11
5/15*	USC	W 15-2	36-11
5/16*	USC	W 2-1	37-11
5/18	UC Santa Barbara	W 6-2	38-11
5/21*	at California	W 8-7	39-11
5/22*	at California	W 12-4	40-11
5/23*	at California	W 11-2	41-11
5/25	at Cal State Fullerton	L 5-2	41-12
5/28*	Washington State	W 6-1	42-12
5/29*	Washington State	L 6-4	42-13
5/30*	Washington State	W 11-1	43-13
6/4 ^R	Kent State	W 15-1	44-13
6/5 ^R	LSU	W 6-3	45-13
6/6 ^R	UC Irvine	W 6-2	46-13
6/11 ^{SR}	Cal State Fullerton	L 4-3	46-14
6/12 ^{SR}	Cal State Fullerton	W 11-7	47-14
6/13 ^{SR}	Cal State Fullerton	W 8-1	48-14
6/19 ^{WS}	Florida	W 11-3	49-14
6/21 ^{WS}	TCU	W 6-3	50-14
6/25 ^{WS}	TCU	L 6-2	50-15
6/26 ^{WS}	TCU	W 10-3	51-15
6/28 ^{WS}	South Carolina	L 7-1	51-16
6/29 ^{WS}	South Carolina	L 2-1	51-17

* Pac-10 game

MLB Urban Invitational (March 1 at Urban Youth Academy)

[^] Dodgertown Classic (Feb. 28 at Dodger Stadium)

@ Whataburger College Classic (Corpus Christi, Texas)

R – NCAA Los Angeles Regional (Jackie Robinson Stadium)

SR – NCAA Los Angeles Super Regional (Jackie Robinson Stadium)

CWS – College World Series (Rosenblatt Stadium – Omaha, Neb.)

2011 (35-24, 18-9, 1st)

Head Coach: John Savage

Date	Opponent	Result	Record
2/18	San Francisco	W 1-0	1-0
2/19	San Francisco	W 4-1	2-0
2/20	San Francisco	W 3-0	3-0
2/22	Pepperdine	W 9-0	4-0
2/26	San Jose State	L 5-3	4-1
2/27	San Jose State	L 8-3	4-2
2/27	San Jose State	W 12-2	5-2
3/1	at San Diego State	W 5-2	6-2
3/4	at Nebraska	W 1-0	7-2
3/5	at Nebraska	L 2-1	7-3
3/6	at Nebraska	L 5-4	7-4
3/11 [^]	Georgia	L 6-2	7-5
3/12 [^]	Saint Mary's	W 10-2	8-5
3/13 [^]	vs. USC	L 2-0	8-6
3/21	at Cal Poly	L 2-1	8-7
3/21	at Cal Poly	W 8-0	9-7
3/25*	at USC	W 8-4	10-7
3/26*	at USC	W 4-0	11-7
3/27*	at USC	L 6-2	11-8
3/29	at Cal State Fullerton	L 5-3	11-9
4/1*	Washington	W 2-1	12-9
4/2*	Washington	W 5-3	13-9
4/3*	Washington	W 3-2	14-9
4/5	at UC Riverside	L 5-4	14-10
4/8*	at Washington State	W 3-1	15-10
4/9*	at Washington State	W 10-3	16-10
4/10*	at Washington State	L 3-2	16-11
4/12	Long Beach State	W 6-4	17-11
4/15*	Arizona	L 5-4	17-12
4/16*	Arizona	W 4-0	18-12
4/17*	Arizona	W 8-5	19-12
4/19	San Diego State	W 14-6	20-12
4/21*	at Stanford	L 7-4	20-13
4/22*	at Stanford	W 4-1	21-13
4/23*	at Stanford	L 5-4	21-14
4/26	UC Irvine	W 6-1	22-14
4/29*	Oregon State	L 7-5	22-15
4/30*	Oregon State	L 2-0	22-16
5/1*	Oregon State	W 5-2	23-16
5/3	at Pepperdine	W 10-0	24-16
5/6*	at Oregon	W 7-1	25-16
5/7*	at Oregon	W 3-1	26-16
5/8*	at Oregon	W 4-0	27-16
5/10	at Long Beach State	L 4-2	27-17
5/11	UC Santa Barbara	L 5-4	27-18
5/13	Cal State Bakersfield	L 5-1	27-19
5/14	Cal State Bakersfield	W 10-1	28-19
5/15	Cal State Bakersfield	W 3-2	29-19
5/20*	California	L 4-0	29-20
5/21*	California	W 2-1	30-20
5/22*	California	W 5-2	31-20
5/24	at UC Irvine	L 2-1	31-21
5/27*	at Arizona State	W 10-3	32-21
5/28*	at Arizona State	W 7-0	33-21
5/29*	at Arizona State	L 10-5	33-22
6/3 ^R	San Francisco	L 3-0	33-23
6/4 ^R	Fresno State	W 3-1	34-23
6/5 ^R	San Francisco	W 4-1	35-23
6/5 ^R	UC Irvine	L 4-3	35-24

* Pac-10 game

[^] Dodgertown Classic (March 13 at Dodger Stadium)

R – NCAA Los Angeles Regional (Jackie Robinson Stadium)

GAME-BY-GAME RESULTS

2012 (48-16, 20-10, 1st)

Head Coach: John Savage

Date	Opponent	Result	Record
2/17	Maryland	L 2-1	0-1
2/18	Maryland	W 6-5	1-1
2/19	Maryland	L 5-1	1-2
2/21	at Cal State Northridge	W 19-7	2-2
2/24	Baylor	L 15-3	2-3
2/25	Baylor	W 9-3	3-3
2/26	Baylor	W 8-6	4-3
2/28	Long Beach State	W 9-1	5-3
3/2	Sacramento State	W 5-2	6-3
3/3	Sacramento State	W 6-2	7-3
3/4	Sacramento State	W 11-2	8-3
3/6	UC Riverside	W 4-0	9-3
3/9	at Georgia	W 2-0	10-3
3/10	at Georgia	W 7-6	11-3
3/11	at Georgia	W 7-3	12-3
3/13 [^]	vs. USC	W 7-2	13-3
3/16 [*]	Arizona State	W 6-5	14-3
3/18 [*]	Arizona State	L 4-3	14-4
3/18 [*]	Arizona State	W 4-2	15-4
3/23 [*]	Washington State	W 12-3	16-4
3/24 [*]	Washington State	W 12-3	17-4
3/26 [*]	Washington State	L 10-4	17-5
3/30 [*]	at Utah	W 16-0	18-5
3/31 [*]	at Utah	W 9-6	19-5
4/1 [*]	at Utah	W 5-1	20-5
4/5 [*]	Oregon	L 6-2	20-6
4/6 [*]	Oregon	L 8-3	20-7
4/7 [*]	Oregon	W 8-6	21-7
4/10	Cal State Fullerton	W 4-2	22-7
4/13 [*]	at Arizona	L 4-3	22-8
4/14 [*]	at Arizona	W 15-3	23-8
4/15 [*]	at Arizona	W 6-2	24-8
4/17	Cal State Northridge	W 12-4	25-8
4/20 [*]	at Oregon State	W 4-0	26-8
4/21 [*]	at Oregon State	L 3-0	26-9
4/22 [*]	at Oregon State	L 7-6	26-10
4/24	UC Irvine	W 9-3	27-10
4/27 [*]	Stanford	L 7-2	27-11
4/28 [*]	Stanford	W 7-4	28-11
4/29 [*]	Stanford	L 7-2	28-12
5/1	at Long Beach State	W 2-1	29-12
5/5	Purdue	W 5-1	30-12
5/5	Purdue	W 3-2	31-12
5/6	Purdue	L 15-11	31-13
5/8	at Pepperdine	W 6-2	32-13
5/11 [#]	at Washington	W 2-0	33-13
5/12 [*]	at Washington	W 11-3	34-13
5/13 [*]	at Washington	W 4-2	35-13
5/15	at Cal State Fullerton	W 6-3	36-13
5/18 [*]	at California	W 7-2	37-13
5/19 [*]	at California	W 8-5	38-13
5/20 [*]	at California	L 6-5	38-14
5/22	at UC Irvine	W 6-2	39-14
5/25 [*]	USC	W 3-1	40-14
5/26 [*]	USC	W 6-5	41-14
5/27 [*]	USC	W 7-6	42-14
6/1 ^R	Creighton	W 3-0	43-14
6/2 ^R	New Mexico	W 7-1	44-14
6/3 ^R	Creighton	W 13-5	45-14
6/8 ^{SR}	TCU	W 6-2	46-14
6/9 ^{SR}	TCU	W 4-1	47-14
6/15 ^{WS}	Stony Brook	W 9-1	48-14
6/17 ^{WS}	Arizona	L 4-0	48-15
6/19 ^{WS}	Florida State	L 4-1	48-16

* Pac-12 game

[^] Dodgettown Classic (March 13 at Dodger Stadium)

– Game played at Safeco Field in Seattle, Wash.

R – NCAA Los Angeles Regional (Jackie Robinson Stadium)

SR – NCAA Los Angeles Super Regional (Jackie Robinson Stadium)

CWS – College World Series (TD Ameritrade Park – Omaha, Neb.)

2013 (49-17, 21-9, 3rd)

Head Coach: John Savage

Date	Opponent	Result	Record
2/15	Minnesota	L 6-2	0-1
2/16	Minnesota	W 14-0	1-1
2/17	Minnesota	W 14-1	2-1
2/22	at Baylor	W 4-3	3-1
2/23	at Baylor	L 5-0	3-2
2/24	at Baylor	W 5-4	4-2
2/26	at UC Santa Barbara	W 12-3	5-2
3/1	Wright State	W 6-3	6-2
3/2	Wright State	W 4-2	7-2
3/3	Wright State	W 10-2	8-2
3/5	at Long Beach State	W 3-2	9-2
3/8	Notre Dame	W 2-1	10-2
3/9	Oklahoma	L 4-0	10-3
3/10	USC	W 6-1	11-3
3/12	at Cal State Northridge	W 5-4	12-3
3/15 [*]	Washington	W 3-2	13-3
3/16 [*]	Washington	W 5-0	14-3
3/17 [*]	Washington	W 3-0	15-3
3/22 [*]	California	L 5-1	15-4
3/23 [*]	California	W 8-3	16-4
3/24 [*]	California	W 10-2	17-4
3/28 [*]	at Arizona State	L 4-1	17-5
3/29 [*]	at Arizona State	L 7-4	17-6
3/30 [*]	at Arizona State	W 12-10	18-6
4/2	Cal State Fullerton	L 9-6	18-7
4/5 [*]	Oregon State	W 3-2	19-7
4/6 [*]	Oregon State	L 5-0	19-8
4/7 [*]	Oregon State	L 5-2	19-9
4/9	Hawaii	W 5-1	20-9
4/12	Loyola Marymount	W 2-0	21-9
4/13	Loyola Marymount	W 3-1	22-9
4/14	Loyola Marymount	L 4-1	22-10
4/16	at UC Irvine	W 6-4	23-10
4/19 [*]	at Oregon	W 1-0	24-10
4/20 [*]	at Oregon	W 1-0	25-10
4/21 [*]	at Oregon	L 5-3	25-11
4/23	Long Beach State	L 11-1	25-12
4/26 [*]	at Washington State	W 7-6	26-12
4/27 [*]	at Washington State	W 10-1	27-12
4/28 [*]	at Washington State	L 4-3	27-13
4/30	UC Irvine	W 8-1	28-13
5/3 [*]	Utah	W 5-2	29-13
5/4 [*]	Utah	W 5-4	30-13
5/5 [*]	Utah	W 4-3	31-13
5/7	Cal State Northridge	L 4-1	31-14
5/10 [*]	Arizona	W 10-2	32-14
5/11 [*]	Arizona	W 7-1	33-14
5/12 [*]	Arizona	W 12-5	34-14
5/14	at Cal State Fullerton	L 5-2	34-15
5/17 [*]	at USC	W 2-1	35-15
5/18 [*]	at USC	W 7-6	36-15
5/19 [*]	at USC	W 5-2	37-15
5/21	UC Santa Barbara	W 2-1	38-15
5/24 [*]	at Stanford	L 2-1	38-16
5/25 [*]	at Stanford	L 7-3	38-17
5/26 [*]	at Stanford	W 6-4	39-17
5/31 ^R	San Diego State	W 5-3	40-17
6/1 ^R	Cal Poly	W 6-4	41-17
6/2 ^R	San Diego	W 6-0	42-17
6/7 ^{SR}	at Cal State Fullerton	W 5-3	43-17
6/8 ^{SR}	at Cal State Fullerton	W 3-0	44-17
6/16 ^{WS}	LSU	W 2-1	45-17
6/18 ^{WS}	N.C. State	W 2-1	46-17
6/21 ^{WS}	North Carolina	W 4-1	47-17
6/24 ^{WS}	Mississippi State	W 3-1	48-17
6/25 ^{WS}	Mississippi State	W 8-0	49-17

* Pac-12 game

R – NCAA Los Angeles Regional (Jackie Robinson Stadium)

SR – NCAA Los Angeles Super Regional (Jackie Robinson Stadium)

CWS – College World Series (TD Ameritrade Park – Omaha, Neb.)

2014 (25-30-1, 12-18, 9th)

Head Coach: John Savage

Date	Opponent	Result	Record
2/14	Portland	L 1-0	0-1
2/15	Portland	W 12-1	1-1
2/16	Portland	W 4-3	2-1
2/18	Cal State Northridge	W 7-1	3-1
2/21	Cal Poly	W 5-2	4-1
2/22	Cal Poly	L 8-0	4-2
2/23	Cal Poly	L 9-1	4-3
2/25	UC Santa Barbara	L 6-4	4-4
2/28	vs. Notre Dame [^]	W 2-1	5-4
3/1	vs. N.C. State [^]	W 2-0	6-4
3/2	vs. Michigan [^]	W 5-0	7-4
3/4	Loyola Marymount	L 6-1	7-5
3/7	Pepperdine	L 8-7	7-6
3/8	Houston	L 4-3	7-7
3/9	at USC	W 6-5	8-7
3/11	UC Irvine	W 5-0	9-7
3/14 [*]	at California	W 3-2	10-7
3/15 [*]	at California	W 3-1	11-7
3/16 [*]	at California	W 6-1	12-7
3/21 [*]	Washington State	L 2-0	12-8
3/22 [*]	Washington State	W 4-2	13-8
3/23 [*]	Washington State	W 8-7	14-8
3/25	Long Beach State	W 2-1	15-8
3/28 [*]	Arizona State	W 7-3	16-8
3/29 [*]	Arizona State	L 8-5	16-9
3/30 [*]	Arizona State	L 6-5	16-10
4/1	at Loyola Marymount	W 5-3	17-10
4/4	Long Beach State	W 1-0	18-10
4/5	at Long Beach State	L 4-0	18-11
4/6	Long Beach State	L 8-5	18-12
4/8	at Cal State Fullerton	L 4-3	18-13
4/11 [*]	at Arizona	W 8-0	19-13
4/12 [*]	at Arizona	L 3-2	19-14
4/13 [*]	at Arizona	L 6-5	19-15
4/17 [*]	at Utah	W 3-1	20-15
4/18 [*]	at Utah	L 8-6	20-16
4/19 [*]	at Utah	W 7-3	21-16
4/22	Loyola Marymount	W 3-0	22-16
4/24 [*]	USC	L 10-0	22-17
4/25 [*]	USC	L 3-2	22-18
4/26 [*]	USC	L 7-4	22-19
4/29	at UC Santa Barbara	T 5-5	22-19-1
5/2 [*]	Stanford	W 7-2	23-19-1
5/3 [*]	Stanford	L 5-0	23-20-1
5/4 [*]	Stanford	L 5-2	23-21-1
5/6	Cal State Fullerton	L 1-0	23-22-1
5/9 [*]	at Oregon State	L 4-2	23-23-1
5/10 [*]	at Oregon State	L 9-3	23-24-1
5/11 [*]	at Oregon State	L 11-2	23-25-1
5/13	at UC Irvine	L 10-2	23-26-1
5/16 [*]	Oregon	L 2-1	23-27-1
5/17 [*]	Oregon	L 4-1	23-28-1
5/18 [*]	Oregon	L 5-4	23-29-1
5/23 [*]	at Washington	W 3-0	24-29-1
5/24 [*]	at Washington	W 6-3	25-29-1
5/25 [*]	at Washington	L 6-1	25-30-1

* Pac-12 game

[^] Notre Dame Classic (Cary, N.C.)

2015 (45-16, 22-8, 1st)

Head Coach: John Savage

Date	Opponent	Result	Record
2/13	Hofstra	W 14-2	1-0
2/14	Hofstra	W 18-1	2-0
2/15	Hofstra	W 11-7	3-0
2/17	at CSUN	W 7-3	4-0
2/20	at North Carolina	W 8-5	5-0
2/21	at North Carolina	L 9-6	5-1
2/22	at North Carolina	W 12-4	6-1
2/24	Long Beach State	W 1-0	7-1
2/27	Michigan State	W 14-2	8-1
2/28	Michigan State	W 5-0	9-1
3/1	Michigan State	W 4-1	10-1
3/3	CSUN	W 5-1	11-1
3/6	Vanderbilt	L 6-0	11-2
3/7	TCU	L 3-1	11-3
3/8	USC [^]	L 8-4	11-4
3/10	at Pepperdine	W 5-3	12-4
3/13 [*]	Washington	W 2-0	13-4
3/14 [*]	Washington	L 8-1	13-5
3/15 [*]	Washington	W 5-4	14-5
3/20 [*]	Utah	W 14-2	15-5
3/21 [*]	Utah	W 3-0	16-5
3/22 [*]	Utah	W 11-2	17-5
3/24	at San Diego State	W 5-2	18-5
3/27 [*]	at Washington State	W 4-3	19-5
3/28 [*]	at Washington State	W 6-1	20-5
3/29 [*]	at Washington State	W 8-4	21-5
4/2 [*]	Oregon State	L 3-2	21-6
4/3 [*]	Oregon State	W 4-1	22-6
4/4 [*]	Oregon State	W 10-5	23-6
4/10 [*]	at USC	W 9-3	24-6
4/11 [*]	at USC	L 5-0	24-7
4/12 [*]	at USC	W 8-3	25-7
4/14	Cal State Fullerton	W 7-2	26-7
4/16 [*]	California	L 2-0	26-8
4/17 [*]	California	W 7-1	27-8
4/18 [*]	California	W 2-1	28-8
4/21	UC Irvine	W 15-8	29-8
4/24 [*]	at Stanford	L 6-1	29-9
4/25 [*]	at Stanford	W 10-0	30-9
4/26 [*]	at Stanford	W 9-3	31-9
4/28	at Long Beach State	L 2-1	31-10
5/1	Gonzaga	W 3-0	32-10
5/2	Gonzaga	L 6-1	32-11
5/3	Gonzaga	W 6-5	33-11
5/5	Pepperdine	W 10-2	34-11
5/8 [*]	at Arizona State	W 9-0	35-11
5/9 [*]	at Arizona State	W 11-5	36-11
5/10 [*]	at Arizona State	L 2-1	36-12
5/12	at Cal State Fullerton	W 5-4	37-12
5/15[*] Arizona	W 1-0	38-12	
5/16 [*]	Arizona	W 6-0	39-12
5/17 [*]	Arizona	W 5-3	40-12
5/19	at UC Irvine	W 13-3	41-12
5/22 [*]	at Oregon	W 4-3	42-12
5/23 [*]	at Oregon	L 5-4	42-13
5/24 [*]	at Oregon	L 4-3	42-14
5/29 ^R	CSU Bakersfield	W 7-2	43-14
5/30 ^R	at Maryland	L 4-1	43-15
5/31 ^R	at CSU Bakersfield	W 9-1	44-15
5/31 ^R	Maryland	W 4-2	45-15
6/1 ^R	at Maryland	L 2-1	45-16

* Pac-12 game

[^] Dodger Stadium College Baseball Classic (Dodger Stadium)

R – NCAA Los Angeles Regional (Jackie Robinson Stadium)

BOLD – UCLA's first recorded no-hitter in the modern era

GAME-BY-GAME RESULTS

2016 (25-31, 12-18, 10th)

Head Coach: John Savage

Date	Opponent	Result	Record
2/19	North Carolina	L 4-0	0-1
2/20	North Carolina	W 6-5	1-1
2/21	North Carolina	L 14-5	1-2
2/23	Long Beach State	L 10-1	1-3
2/26	at Cal Poly	W 7-6	2-3
2/27	at Cal Poly	W 19-0	3-3
2/28	at Cal Poly	L 6-2	3-4
3/1	at UC Santa Barbara	L 11-6	3-5
3/4	Mississippi State ^	W 2-1	4-5
3/5	Oklahoma ^	W 4-2	5-5
3/6	USC ^	W 5-3	6-5
3/8	at Cal State Northridge	L 20-12	6-6
3/11	Texas	L 7-5	6-7
3/12	Texas	W 5-4	7-7
3/13	Texas	W 6-3	8-7
3/18*	Washington State	W 5-2	9-7
3/19*	Washington State	W 6-5	10-7
3/20*	Washington State	W 11-2	11-7
3/24*	at Arizona	L 6-1	11-8
3/25*	at Arizona	W 4-3	12-8
3/26*	at Arizona	L 6-5	12-9
3/29	Cal State Fullerton	L 14-7	12-10
4/1*	at California	L 9-1	12-11
4/2*	at California	L 8-2	12-12
4/3*	at California	L 5-3	12-13
4/5	Cal State Northridge	L 4-1	12-14
4/7*	Stanford	L 4-1	12-15
4/8*	Stanford	W 6-5	13-15
4/9*	Stanford	L 8-2	13-16
4/12	Loyola Marymount	W 6-5	14-16
4/15*	at Washington	W 1-0	15-16
4/16*	at Washington	L 8-7	15-17
4/17*	at Washington	L 7-4	15-18
4/19	at Pepperdine	W 10-6	16-18
4/21*	Oregon	W 6-3	17-18
4/22*	Oregon	W 4-2	18-18
4/23*	Oregon	W 13-1	19-18
4/26	at Cal State Fullerton	L 10-7	19-19
4/29*	at Utah	L 6-4	19-20
4/30*	at Utah	L 9-4	19-21
5/1*	at Utah	W 10-3	20-21
5/3	at Long Beach State	W 11-10	21-21
5/6	UC Irvine	L 4-2	21-22
5/7	at UC Irvine	W 4-1	22-22
5/8	UC Irvine	W 5-1	23-22
5/10	Pepperdine	L 4-1	23-23
5/13*	USC	L 5-3	23-24
5/14*	USC	W 4-3	24-24
5/15*	USC	L 9-0	24-25
5/17	UC Santa Barbara	L 4-3	24-26
5/20*	Arizona State	L 12-4	24-27
5/21*	Arizona State	W 13-2	25-27
5/22*	Arizona State	L 10-4	25-28
5/27*	at Oregon State	L 1-0	25-29
5/28*	at Oregon State	L 3-0	25-30
5/29*	at Oregon State	L 6-0	25-31

* Pac-12 game

^ Dodger Stadium College Baseball Classic (Dodger Stadium)

2017 (30-27, 19-11, 3rd)

Head Coach: John Savage

Date	Opponent	Result	Record
2/18	San Jose State	W 3-2	1-0
2/19	San Jose State	W 10-1	2-0
2/21	UC Riverside	L 3-2	2-1
2/24	Gonzaga	L 2-1	2-2
2/25	Gonzaga	W 6-1	3-2
2/26	Gonzaga	W 5-4	4-2
2/28	at CSUN	L 6-5	4-3
3/3	Michigan^	W 1-0	5-3
3/4	San Diego^	L 3-1	5-4
3/5	USC ^	L 4-3	5-5
3/7	CSUN	W 7-2	6-5
3/10	at Texas	L 5-4	6-6
3/11	at Texas	L 5-2	6-7
3/12	at Texas	L 10-5	6-8
3/14	UC Irvine	L 5-3	6-9
3/17	Arizona*	L 19-4	6-10
3/18	Arizona*	L 4-3	6-11
3/19	Arizona*	W 8-7	7-11
3/24	California*	W 9-5	8-11
3/25	California*	W 9-4	9-11
3/26	California*	W 20-0	10-11
3/28	Cal State Fullerton	W 9-7	11-11
3/31	at Arizona State*	W 9-3	12-11
4/1	at Arizona State*	L 5-4	12-12
4/2	at Arizona State*	W 17-4	13-12
4/4	San Diego State#	L 5-4	13-13
4/7	Washington*	L 7-3	13-14
4/8	Washington*	L 6-3	13-15
4/9	Washington*	W 6-5	14-15
4/13	at Stanford*	W 2-0	15-15
4/14	at Stanford*	L 5-3	15-16
4/15	at Stanford*	W 7-6	16-16
4/18	Long Beach State	W 2-1	17-16
4/21	Oregon State*	L 4-2	17-17
4/22	Oregon State*	W 7-1	18-17
4/23	Oregon State*	L 2-1	18-18
4/25	at Long Beach State	W 5-1	19-18
4/28	Cal Poly	W 2-1	20-18
4/29	Cal Poly	L 6-3	20-19
4/30	Cal Poly	W 5-4	21-19
5/2	San Diego State	L 8-6	21-20
5/4	at USC*	W 2-0	22-20
5/5	at USC*	W 4-2	23-20
5/6	at USC*	W 13-0	24-20
5/9	at Cal State Fullerton	L 4-3	24-21
5/12	at Washington State*	L 7-1	24-22
5/13	at Washington State*	L 7-3	24-23
5/14	at Washington State *	W 12-2	25-23
5/19	Utah*	W 7-3	26-23
5/20	Utah*	W 5-3	27-23
5/21	Utah*	W 8-3	28-23
5/23	at UC Irvine	L 12-4	28-24
5/25	at Oregon*	W 6-0	29-24
5/26	at Oregon*	L 2-1	29-25
5/27	at Oregon*	W 10-1	30-25
6/2 ^R	Texas	L 3-2	30-26
6/3 ^R	San Diego State	L 3-2	30-27

* Pac-12 game

^ Dodger Stadium College Baseball Classic (Dodger Stadium)

Played in Lake Elsinore, Calif.

R – NCAA Long Beach Regional (Blair Field)

2018 (38-21, 19-11, 4th)

Head Coach: John Savage

Date	Opponent	Result	Record
2/16	Portland	W 7-2	1-0
2/17	Portland	W 13-0	2-0
2/18	Portland	W 15-3	3-0
2/20	Pepperdine	W 2-1	4-0
2/23	Baylor	W 5-2	5-0
2/24	Baylor	L 8-6	5-1
2/25	Baylor	W 3-0	6-1
2/27	at Cal State Fullerton	W 12-2	7-1
3/2	vs. Illinois #	L 5-3	7-2
3/3	vs. Michigan State #	W 4-1	8-2
3/4	vs. Minnesota #	W 6-1	9-2
3/6	Loyola Marymount	W 12-1	10-2
3/9	Vanderbilt ^	L 6-3	10-3
3/11	vs. USC ^	L 3-2	10-4
3/14	at CSUN	L 4-3	10-5
3/16	Washington State *	W 6-5	11-5
3/17	Washington State *	W 8-5	12-5
3/18	Washington State *	W 5-4	13-5
3/23	Arizona State *	W 5-4	14-5
3/24	Arizona State *	W 12-1	15-5
3/25	Arizona State *	L 4-0	15-6
3/29	at California *	L 5-2	15-7
3/30	at California *	W 4-2	16-7
3/31	at California *	L 8-3	16-8
4/3	at Loyola Marymount	W 13-1	17-8
4/6	Stanford *	W 8-4	18-8
4/7	Stanford *	L 13-11	18-9
4/8	Stanford *	W 7-2	19-9
4/10	at Long Beach State	L 5-2	19-10
4/13	at Utah *	W 16-3	20-10
4/14	at Utah *	W 6-3	21-10
4/15	at Utah *	W 12-4	22-10
4/17	UC Irvine	L 8-1	22-11
4/20	USC *	W 16-1	23-11
4/21	USC *	W 19-2	24-11
4/22	USC *	W 7-3	25-11
4/24	Cal State Fullerton	W 12-4	26-11
4/27	at Cal Poly	W 9-5	27-11
4/28	at Cal Poly	W 6-3	28-11
4/29	at Cal Poly	W 6-4	29-11
5/1	at UC Irvine	W 12-0	30-11
5/3	at Arizona *	L 2-0	30-12
5/4	at Arizona *	L 3-1	30-13
5/5	at Arizona *	L 6-3	30-14
5/8	Long Beach State	L 5-1	30-15
5/11	at Washington *	W 7-3	31-15
5/12	at Washington *	L 13-6	31-16
5/13	at Washington *	L 6-4	31-17
5/15	CSUN	W 15-2	32-17
5/18	Oregon *	W 12-4	33-17
5/19	Oregon *	W 15-1	34-17
5/20	Oregon *	W 10-2	35-17
5/24	at Oregon State *	L 2-0	35-18
5/25	at Oregon State *	L 4-1	35-19
5/26	at Oregon State *	W 4-1	36-19
6/1 ^R	Gonzaga	W 6-5	37-19
6/2 ^R	Minnesota	L 3-2	37-20
6/3 ^R	Gonzaga	W 10-4	38-20
6/3 ^R	Minnesota	L 13-8	38-21

* Pac-12 game

^ Dodger Stadium College Baseball Classic (Dodger Stadium)

Pac-12 vs. Big Ten Challenge (U.S. Bank Stadium, Minneapolis, Minn.)

R – NCAA Minneapolis Regional (Siebert Field)

2019 (52-11, 24-5, 1st)

Head Coach: John Savage

Date	Opponent	Result	Record
2/15	St. John's	W 3-2	1-0
2/16	St. John's	W 9-0	2-0
2/17	St. John's	W 11-1	3-0
2/19	Loyola Marymount	W 5-0	4-0
2/22	at No. 19 Georgia Tech	L 3-4 (11)	4-1
2/23	at No. 19 Georgia Tech	W 8-2	5-1
2/24	at No. 19 Georgia Tech	W 6-0	6-1
2/26	at CSUN	W 4-3	7-1
3/1	Sacramento State	W 2-1	8-1
3/3	Sacramento State (DH1)	W 6-0	9-1
3/3	Sacramento State (DH2)	L 1-2	9-2
3/8	No. 16 Michigan^	L 5-7	9-3
3/9	Oklahoma State^	W 6-3	10-3
3/10	USC^ (at Dodger Stadium)	W 7-5	11-3
3/12	at Long Beach State	W 2-0	12-3
3/15	No. 3 Oregon State *	W 8-0	13-3
3/16	No. 3 Oregon State *	L 3-7	13-4
3/17	No. 3 Oregon State *	W 9-7	14-4
3/22	Arizona *	W 10-5	15-4
3/23	Arizona *	W 12-10	16-4
3/24	Arizona *	W 3-1	17-4
3/26	at Loyola Marymount	W 9-4	18-4
3/29	at USC *	L 2-7	18-5
3/30	at USC *	W 7-1	19-5
3/31	at USC *	W 9-2	20-5
4/2	CSUN	W 10-1	21-5
4/5	at No. 2 Stanford *	L 2-3	21-6
4/6	at No. 2 Stanford *	W 11-5	22-6
4/7	at No. 2 Stanford *	W 10-7	23-6
4/9	UC Irvine	W 9-3	24-6
4/12	No. 8 East Carolina	W 7-5	25-6
4/13	No. 8 East Carolina (DH1)	W 8-5	26-6
4/13	No. 8 East Carolina (DH2)	W 3-0	27-6
4/15	Pepperdine	W 3-2	28-6
4/18	California *	W 8-7	29-6
4/19	California *	L 1-4	29-7
4/20	California *	W 6-1	30-7
4/23	at Cal State Fullerton	W 8-3	31-7
4/26	Utah *	W 5-0	32-7
4/27	Utah *	W 6-1	33-7
4/28	Utah *	W 6-4	34-7
4/30	at Pepperdine	W 8-5	35-7
5/3	at No. 16 Arizona State *	W 3-2	36-7
5/4	at No. 16 Arizona State *	W 18-3	37-7
5/5	at No. 16 Arizona State *	L 7-8	37-8
5/7	Long Beach State	W 2-1 (12)	38-8
5/10	at Washington State *	W 6-2	39-8
5/11	at Washington State *	W 10-0	40-8
5/12	at Washington State *	W 13-10	41-8
5/14	at UC Irvine	W 7-0	42-8
5/17	Washington *	W 8-3	43-8
5/18	Washington *	W 4-0	44-8
5/19	Washington *	W 14-2	45-8
5/23	at Oregon *	W 4-2	46-8
5/24	at Oregon *	W 6-5	47-8
5/31 ^B	Omaha	W 5-2	48-8
6/1 ^B	Loyola Marymount	L 2-3	48-9
6/2 ^B	No. 21 Baylor	W 11-6	49-9
6/2 ^B	Loyola Marymount	W 6-1	50-9
6/3 ^B	Loyola Marymount	W 6-3	51-9
6/8 ^{SB}	No. 13 Michigan	L 2-3	51-10
6/9 ^{SB}	No. 13 Michigan	W 5-4 (12)	52-10
6/10 ^{SB}	No. 13 Michigan	L 2-4	52-11

* Pac-12 game

^ Dodger Stadium College Baseball Classic

R – NCAA Los Angeles Regional (Jackie Robinson Stadium)

SR – NCAA Los Angeles Super Regional (Jackie Robinson

GAME-BY-GAME RESULTS

2020 (13-2)

Head Coach: John Savage

Date	Opponent	Result	Record
2/14	UC Riverside	W, 4-2	1-0
2/15	UC Riverside	W, 9-1	2-0
2/16	UC Riverside	W, 8-0	3-0
2/18	Loyola Marymount	W, 10-1	4-0
2/21	St. Mary's	W, 5-0	5-0
2/22	St. Mary's	W, 7-1	6-0
2/23	St. Mary's	W, 2-0	7-0
2/26	Pepperdine	W, 8-2	8-0
2/28	Oklahoma State%	W, 8-1	9-0
2/29	Texas A&M%	W, 10-2	10-0
3/1	Illinois%	W, 14-1	11-0
3/3	at UC Santa Barbara	L, 5-8	11-1
3/6	Vanderbilt^	W, 3-2	12-1
3/7	TCU^	L, 4-8	12-2
3/8	at USC^	W, 15-3	13-2

% Frisco College Classic - Frisco, Tex.

^ Southern California College Baseball Classic

NOTE: The 2020 season was reduced to 15 games due to the COVID-19 pandemic

2021 (37-20, 18-12, 4th)

Head Coach: John Savage

Date	Opponent	Result	Record
2/19	San Francisco	L, 2-6	0-1
2/20	San Francisco	W, 8-2	1-1
2/21	San Francisco	L, 3-8	1-2
2/23	Loyola Marymount	W, 5-2	2-2
2/26	UC Irvine	W, 4-3	3-2
2/27	at UC Irvine	L, 3-7	3-3
2/28	UC Irvine	W, 4-0	4-3
3/2	Cal State Fullerton	W, 14-1	5-3
3/5	Pepperdine	W, 16-8	6-3
3/6	Cal State Fullerton	W, 6-1	7-3
3/7	USC	W, 10-1	8-3
3/9	at Cal State Fullerton	W, 6-2	9-3
3/12	at Cal Poly	L, 4-5	9-4
3/13	at Cal Poly	W, 13-12	10-4
3/14	at Cal Poly	L, 5-8	10-5
3/19	No. 17 Arizona*	W, 3-2	11-5
3/20	No. 17 Arizona*	L, 3-7	11-6
3/21	No. 17 Arizona*	W, 11-3	12-6
3/23	Loyola Marymount	W, 12-2	13-6
3/26	at USC*	L, 4-5	13-7
3/27	at USC*	W, 6-3	14-7
3/28	at USC*	W, 13-1	15-7
4/1	Washington*	L, 6-8	15-8
4/2	Washington*	L, 6-7	15-9
4/3	Washington*	W, 13-2	16-9
4/9	at Stanford*	L, 2-6	16-10
4/10	at Stanford*	L, 6-11	16-11
4/11	at Stanford*	W, 6-1	17-11
4/13	Loyola Marymount	W, 12-2	18-11
4/16	Utah*	W, 20-0	19-11
4/17	Utah*	W, 13-3	20-11
4/18	Utah*	W, 9-2	21-11
4/20	at Pepperdine	W, 5-4	22-11
4/23	at No. 14 Oregon*	L, 3-5	22-12
4/24	at No. 14 Oregon*	L, 2-3 (10)	22-13
4/25	at No. 14 Oregon*	W, 7-6 (10)	23-13
4/30	Oregon State*	W, 6-5 (10)	24-13
5/1	Oregon State*	W, 2-0	25-13
5/2	Oregon State*	L, 3-5	25-14
5/7	at Washington State*	L, 2-5	25-15
5/8	at Washington State*	W, 7-6	26-15
5/9	at Washington State*	W, 16-7	27-15
5/11	at Loyola Marymount	W, 9-8	28-15
5/14	UC Santa Barbara	L, 4-10	28-16
5/15	at UC Santa Barbara	W, 5-2	29-16
5/16	UC Santa Barbara	W, 11-3	30-16
5/18	Nevada	W, 11-3	31-16
5/21	California*	L, 2-14	31-17
5/22	California*	L, 2-4	31-18
5/23	California*	W, 7-4	32-18
5/27	at No. 21 Arizona State*	W, 21-9	33-18
5/28	at No. 21 Arizona State*	W, 8-5	34-18
5/29	at No. 21 Arizona State*	W, 3-0	35-18
6/4	vs. North Carolina	L, 4-5	35-19
6/5	vs. Army	W, 13-6	36-19
6/5	vs. North Carolina	W, 12-2	37-19
6/6	at No. 8 Texas Tech	L, 2-8	37-20

* Pac-12 game

R – NCAA Lubbock Regional (Rip Griffin Park)

YEAR-BY-YEAR SUMMARY

Season	Head Coach	Captain(s)	Overall	Pct.	Conf.	Pct.	Finish
1920	Fred W. Cozens	Wayne Banning	3-10	.231	1-9	.100	6th
1921	Fred W. Cozens	Wayne Banning	7-11	.389	5-5	.500	3rd
1922	Fred W. Cozens	Al Olmstead	19-8-1	.696	7-3	.700	t-1st
1923	Fred W. Cozens	Howard Rossell	16-2	.889	7-2	.778	2nd
1924	Fred W. Cozens	Aaron Wagner	16-2	.889	10-0	1.000	1st
1925	Caddy Works	Grayson Turney	9-8	.529	—	.556	3rd
1926	Caddy Works	Al Wagner	14-6	.700	6-4	.600	2nd
1927	A.J. Sturzenegger	Gene Patz	6-9	.400	4-2	.667	2nd
1928	A.J. Sturzenegger	Pete Kruhling	7-10	.412	3-9	.250	5th
1929	A.J. Sturzenegger	Witney Graham	8-18-2	.321	4-11	.267	6th
1930	A.J. Sturzenegger	Jimmy Leyh	5-17	.227	2-13	.133	6th
1931	A.J. Sturzenegger	Harry Griffith	10-19-1	.350	3-15	.167	7th
1932	Al Montgomery	Bill Brubaker	14-11	.560	7-11	.389	6th
1933	A.J. Sturzenegger, Jim Schaeffer	Ralph Koontz	7-9	.438	—	—	—
1934	Jack Fournier	Mike Frankovich, Bill Athey	10-7	.588	—	—	—
1935	Jack Fournier	Lowell McGinnis	15-11	.577	8-7	.533	4th
1936	Jack Fournier, Bill James*	Ralph McFadden	15-12	.556	8-7	.533	3rd
1937	Marty Krug	Curt Counts	17-12	.586	7-8	.467	5th
1938	Marty Krug	Al Martel	10-14	.417	6-9	.400	4th
1939	Marty Krug	John Carter	13-13	.500	4-11	.267	5th
1940	John Schaeffer	Billy Geyer	14-23-1	.382	6-9	.400	5th
1941	Arthur E. Reichle	Johnny Moore	6-19-1	.250	3-12	.200	6th
1942	Lowell McGinnis	Kirk Sinclair, Rudy Hummes	7-18	.368	5-10	.333	4th
1943	A.J. Sturzenegger	not available	6-13	.316	6-4	.600	2nd
1944	A.J. Sturzenegger	Bob Brown	16-12	.571	5-3	.625	1st
1945	A.J. Sturzenegger	Vic Smith	6-19	.240	2-6	.250	3rd
1946	Arthur E. Reichle	Lynn "Buck" Compton	15-13	.536	4-8	.333	3rd
1947	Arthur E. Reichle	Lou Briganti	29-15	.659	7-8	.467	4th
1948	Arthur E. Reichle	Jack Myers	21-18	.538	5-10	.333	5th
1949	Arthur E. Reichle	Hal Handley	21-15	.583	8-6	.571	3rd
1950	Arthur E. Reichle	Phil Steinberg	19-21	.475	5-10	.333	6th
1951	Arthur E. Reichle	Kenny Moats	24-13	.649	10-6	.625	2nd
1952	Arthur E. Reichle	John Mutalich	21-15	.583	8-8	.500	3rd
1953	Arthur E. Reichle	Hal Crow	16-20	.444	6-10	.375	4th
1954	Arthur E. Reichle	Al Bates	19-16	.543	6-10	.375	5th
1955	Arthur E. Reichle	Daryl Westerfield	22-9-1	.703	9-6	.600	2nd
1956	Arthur E. Reichle	Jim Decker	11-21-2	.338	5-11	.313	4th
1957	Arthur E. Reichle	Bob Mesa	15-15-2	.500	5-9	.357	4th
1958	Arthur E. Reichle	Conrad Munatones	14-19	.424	5-11	.313	4th
1959	Arthur E. Reichle	Art Harris	9-26	.460	2-14	.125	5th
1960	Arthur E. Reichle	Tom Bergeron	18-29-1	.385	4-12	.250	5th
1961	Arthur E. Reichle	Gene Adams	25-15-5	.611	7-9	.438	3rd
1962	Arthur E. Reichle	Gary Adams	23-22-3	.510	4-12	.250	5th
1963	Arthur E. Reichle	Ezell Singleton	30-17-2	.646	9-7	.563	2nd
1964	Arthur E. Reichle	Dave Ardell	35-16-2	.679	13-7	.650	3rd
1965	Arthur E. Reichle	Bill Macri, Jim Colletto	33-15	.688	10-10	.500	4th
1966	Arthur E. Reichle	Ray Arrington, Fred Dyer	35-24	.593	10-10	.500	4th
1967	Arthur E. Reichle	Jim Colletto, Charlie Petrilla	43-19	.694	10-6	.625	2nd
1968	Arthur E. Reichle	Aaron McGuire	35-20	.636	11-8	.579	4th
1969	Arthur E. Reichle	Don Sealy, Gary Sanserino	42-12-1	.763	17-4	.810	1st
1970	Arthur E. Reichle	Bob Petretta, Jake Molina	26-24-1	.520	8-7	.533	2nd
1971	Arthur E. Reichle	Bob Petretta, Ralph Punaro	38-17	.691	11-6	.647	3rd
1972	Arthur E. Reichle	Mike Gerakos	32-33-1	.492	4-14	.222	4th
1973	Arthur E. Reichle	Bob Adams	29-24	.547	7-11	.389	3rd
1974	Arthur E. Reichle	Tim Doerr, Mark Swedlow	26-35	.426	7-11	.389	4th
1975	Gary Adams	Venoy Garrison, Andy Lopez	31-22	.585	7-11	.389	3rd
1976	Gary Adams	Dave Penniall, Bobby Dallas	35-25	.583	16-8	.667	1st
1977	Gary Adams	Dave Baker, Dennis Delany	31-30	.508	10-8	.556	2nd
1978	Gary Adams	Dave Baker, Dennis Delany	39-20	.661	9-9	.500	2nd
1979	Gary Adams	Jim Auten, Dan Gausepohl	43-18	.705	21-9	.700	1st
1980	Gary Adams	Pat Dodson, Don Slaught	31-22-3	.580	15-15	.500	3rd
1981	Gary Adams	Eric Broersma, Mike Gallego	21-35	.375	7-23	.233	6th
1982	Gary Adams	Brian Graham, Jeff McDonald	38-27	.585	11-19	.367	4th
1983	Gary Adams	Bob Westland, Rich Amaral	28-24-1	.537	12-18	.400	5th
1984	Gary Adams	Lindsay Meggs, Brent Brakebill	28-32	.467	8-22	.267	6th
1985	Gary Adams	David Bond, Vince Lopez	34-30-1	.554	13-17	.433	5th
1986	Gary Adams	Todd Zeile, Torey Lovullo	39-23	.629	21-9	.700	1st
1987	Gary Adams	Torey Lovullo, Steve Hisey	40-25-1	.615	16-14	.533	2nd
1988	Gary Adams	Eric Karros, Scott Cline	31-28	.525	12-18	.400	5th
1989	Gary Adams	Charlie Fiacco, Scott Cline	27-32	.458	10-20	.333	5th
1990	Gary Adams	Robbie Katzaroff, John Dolak	41-26	.612	14-16	.467	4th
1991	Gary Adams	Chris Pritchett, Tim Lindsay	29-30	.492	13-17	.433	4th

YEAR-BY-YEAR SUMMARY

Season	Head Coach	Captain(s)	Overall	Pct.	Conf.	Pct.	Finish
1992	Gary Adams	Pete Janicki, Michael Moore	37-26	.587	14-16	.467	3rd
1993	Gary Adams	Ryan McGuire, David Ravitz	37-23	.617	17-13	.567	2nd
1994	Gary Adams	David Roberts	22-36	.379	11-19	.366	5th
1995	Gary Adams	Bobby Kazmirski, Gar Vallone	29-28	.509	12-18	.400	5th
1996	Gary Adams	Zak Ammirato	36-28	.563	16-14	.533	3rd
1997	Gary Adams	Jon Heinrichs	45-21-1	.679	19-11	.633	2nd
1998	Gary Adams	Eric Byrnes, Eric Valent	24-33	.422	11-19	.367	5th
1999	Gary Adams	Jason Green, Jack Santora	31-31	.500	13-11	.542	3rd
2000	Gary Adams	Chad Cislak, Bill Scott, Chase Utley	38-26	.594	17-7	.708	t-1st
2001	Gary Adams	Paul Diaz, Josh Canales	30-27	.526	9-15	.400	7th
2002	Gary Adams	Josh Arhart, Adam Berry, Ben Francisco	26-35	.420	9-15	.400	t-7th
2003	Gary Adams	Mike Kunes, Warren Trott	28-31	.475	11-13	.458	t-5th
2004	Gary Adams	Brandon Averill, Chad Concolino	35-29	.547	14-10	.583	t-3rd
2005	John Savage	Chris Denove, Brett McMillan	15-41	.268	4-20	.166	8th
2006	John Savage	Hector Ambriz, Brett McMillan	33-25	.568	13-10	.565	3rd
2007	John Savage	Ryan Babineau, Tyson Brummett	33-28	.541	14-10	.583	3rd
2008	John Savage	Ryan Babineau, Jermaine Curtis, Tim Murphy	33-27	.550	13-11	.542	3rd
2009	John Savage	no captains	27-29	.482	15-12	.556	t-3rd
2010	John Savage	Matt Grace, Dan Klein Brett Krill, Justin Uribe	51-17	.750	18-9	.667	2nd
2011	John Savage	Gerrit Cole, Chris Giovannazzo, Marc Navarro, Steve Rodriguez	35-24	.593	18-9	.667	1st
2012	John Savage	Beau Amaral, Jeff Gelalich, Scott Griggs, Adam Plutko, Pat Valaika	48-16	.750	20-10	.667	t-1st
2013	John Savage	Brian Carroll, Ryan Deeter, Adam Plutko, Pat Valaika, Nick Vander Tuig	49-17	.742	21-9	.700	3rd
2014	John Savage	David Berg, Brian Carroll, Kevin Kramer, Grant Watson, Shane Zeile	25-30-1	.455	12-18	.333	8th
2015	John Savage	David Berg, James Kaprielian, Kevin Kramer, Ty Moore	45-16	.738	22-8	.733	1st
2016	John Savage	Christoph Bono, Griffin Canning, Grant Dyer, Brett Stephens	25-31	.446	12-18	.400	10th
2017	John Savage	Griffin Canning, Brett Stephens, Sean Bouchard	30-27	.526	19-11	.633	3rd
2018	John Savage	Jake Bird, Ryan Kreidler, Jon Olsen, Jake Pries	38-21	.644	19-11	.633	4th
2019	John Savage	Jake Pries, Ryan Kreidler, Kyle Mora	52-11	.825	24-5	.828	1st
2020	John Savage	Kyle Mora, Zach Pettway, Noah Cardenas, Matt McLain	13-2	.867	0-0	N/A	N/A
2021	John Savage	Kyle Mora, Zach Pettway, Noah Cardenas, Matt McLain	37-20	.629	18-12	.600	4th
102-YEAR TOTALS			2575-2076-35	.554	980-1033	.487	-----

Southern California Conference, 1920-27; Pacific Coast Conference, 1928-29; CIBA, 1930-32, 1935-66, 1976; No Conference (financial problems), 1933-34; Pac-8, 1967-78; Pac-10, 1979-2011; Pac-12, 2012-current).
 *James coached last 19 games (12-7, 7-6)

UCLA Baseball Head Coach History

Head Coach	Years	OVERALL RECORD				CONFERENCE RECORD		
		W	L	T	Pct.	W	L	Pct.
Fred W. Cozens	1920-1924	61	33	1	.647	30	19	.612
Caddy Works	1925-1926	23	14	0	.622	6	4	.600
A.J. Sturzenegger	1927-1931, 1933, 1943-1945	71	126	3	.363	29	63	.315
Al Montgomery	1932	14	11	0	.560	7	11	.389
Jack Fournier	1934-1936	40	30	0	.571	16	14	.533
Marty Krug	1937-1939	40	39	0	.506	17	28	.378
John Schaeffer	1940	14	23	1	.382	6	9	.400
Lowell McGinnis	1942	7	18	0	.368	5	10	.333
Arthur Reichle	1941, 1946-1974	733	577	22	.559	220	273	.446
Gary Adams	1975-2004	984	823	7	.544	388	434	.472
John Savage	2005-current	589	382	1	.607	262	183	.589

In Memoriam: Arthur E. Reichle (1914-2000)

"A courageous man who taught his players to strive for excellence both on and off the field of play."

The UCLA baseball program lost a great teacher and friend when former head coach Art Reichle passed away on May 23, 2000. Reichle, who was inducted into the UCLA Athletics Hall of Fame in 1998, became head coach of the Bruins in 1941. After one year, he entered the Army and served until 1946, at which time he resumed coaching baseball at UCLA.

In 1969, the Bruins, led by future major leaguer Chris Chambliss, won the Pacific-8 title and earned UCLA's first appearance into the College World Series. Reichle retired as coach after the 1974 season with 733-577-22 record, and was succeeded by Gary Adams, one of his former players.

As an athlete, Reichle played football, rugby and baseball at UCLA from 1934-36. He began his coaching career as an assistant for the Bruin baseball team and one of the players during his tenure was future Hall of Famer Jackie Robinson.

Reichle was an assistant athletic director at UCLA until 1980. He continued to teach at clinics and assist high school coaches in Ventura County until his retirement. Reichle moved to Florida in 1989.

Reichle is survived by his wife Ruth, sons Arthur Jr. and Richard, and daughter Denise Margarite.



STARTING LINEUPS

1976

C	Dennis Delany	So.	.257	7	30
1B	Ken Gaylord	Sr.	.272	11	37
2B	Bobby Dallas	Sr.	.310	7	30
SS	Raymond Townsend	Jr.	.306	0	6
3B	Robbie Henderson	Jr.	.302	9	37
LF	Dave Baker	So.	.277	7	37
CF	Dave Penniall	Sr.	.287	5	29
RF	Larry Silver	Jr.	.248	5	21
DH	Brian Viselli	Jr.	.287	2	19
P	Tim O'Neill	So.	7-4	3.21	
P	Steve Bianchi	Sr.	5-3	3.86	
P	Ed Cowan	Sr.	10-2	3.50	

1977

C	Dennis Delany	Jr.	.339	11	37
1B	Brian Viselli	Sr.	.324	7	39
2B	Gary Rasmussen	Jr.	.254	3	23
SS	Mobil Cox	Jr.	.258	4	22
3B	Ray Townsend	Jr.	.283	0	11
LF	Dave Baker	Jr.	.286	10	43
CF	Ron Roenicke	Jr.	.284	9	40
RF	Larry Silver	Sr.	.273	5	26
DH	John Violette	Fr.	.265	4	21
P	Tim O'Neill	Jr.	6-7	4.00	
P	Dave Schmidt	So.	6-3	3.50	
P	Floyd Chiffer	Jr.	5-2	3.01	

1978

C	Dennis Delany	Sr.	.339	6	37
1B	Mike Carpenter	Jr.	.343	0	16
2B	Vern Followell	Jr.	.241	0	24
SS	Mobil Cox	Sr.	.278	7	30
3B	Dave Baker	Sr.	.270	14	50
LF	Craig Johnson	Jr.	.328	17	57
CF	Dan Gausepohl	Jr.	.308	2	16
RF	Jim Auten	Jr.	.332	6	36
DH	Matt Odeski	Sr.	.284	4	25
P	Floyd Chiffer	Sr.	11-3	1.73	
P	Tim O'Neill	Sr.	6-5	3.05	
P	Tim Leary	So.	5-5	3.42	

1979

C	Don Slaught	Jr.	.428	7	41
1B	Pat Dodson	So.	.327	15	46
2B	Mike Gallego	Fr.	.293	2	28
SS	Vern Followell	Sr.	.388	6	53
3B	Roger Lang	Jr.	.305	2	19
LF	Mark Miller	Sr.	.294	3	24
CF	Dan Gausepohl	Sr.	.312	10	41
RF	Jim Auten	Sr.	.309	29	78
DH	Dave Montanari	So.	.295	5	29
P	Tim Leary	Jr.	12-3	2.72	
P	Dave Schmidt	Sr.	10-2	5.09	
P	Matt Young	Jr.	1-2	6.70	

1980

C	Don Slaught	Sr.	.292	4	34
1B	Pat Dodson	Jr.	.259	5	28
2B	Mike Gallego	So.	.231	3	27
SS	Brian Graham	So.	.325	1	23
3B	Todd Gauntlett	Jr.	.267	8	34
LF	Chris Smith	Jr.	.277	0	8
CF	Reggie West	Jr.	.269	0	21
RF	Dave Montanari	Jr.	.236	0	12
DH	Gary Fradella	Jr.	.298	4	31
P	Eric Broersma	Jr.	10-2	2.24	
P	Matt Young	Sr.	9-5	2.82	
P	Andy Center	Jr.	4-5	2.97	

1981

C	Tim Gudim	Jr.	.273	3	14
1B	Greg Norman	Jr.	.347	9	47
2B	Brian Graham	Jr.	.291	1	29
SS	Mike Gallego	Jr.	.260	6	33
3B	Lindsay Meggs	Fr.	.300	5	36
LF	Chris Smith	Sr.	.333	0	12
CF	Vince Beringhele	Fr.	.337	3	22
RF	Dave Montanari	Sr.	.374	1	37
DH	Pete Beall	Fr.	.267	1	21
P	Eric Broersma	Sr.	5-9	4.27	
P	Pat Clements	Fr.	6-6	5.58	
P	Colin Ward	Jr.	3-5	7.59	

1982

C	Tim Gudim	Sr.	.216	1	17
1B	Tony Perri	Jr.	.274	5	40
2B	Rich Amaral	Jr.	.327	0	34
SS	Pete Beall	So.	.278	7	52
3B	Lindsay Meggs	So.	.290	6	46
LF	Shane Mack	Fr.	.306	2	29
CF	Vince Beringhele	So.	.338	3	47
RF	Brian Graham	Sr.	.339	3	43
DH	Rick Krikorian	Sr.	.254	1	21
P	Pat Clements	So.	9-6	6.32	
P	Colin Ward	Sr.	7-6	4.51	
P	Jeff McDonald	Jr.	7-6	6.37	

1983

C	Brent Brakebill	So.	.273	2	15
1B	Pete Beall	Jr.	.351	5	33
2B	Rich Amaral	Sr.	.341	5	30
SS	Vince Lopez	Fr.	.296	2	33
3B	Lindsay Meggs	Jr.	.333	7	43
LF	Mike Young	So.	.311	3	26
CF	Vince Beringhele	Jr.	.282	4	25
RF	Shane Mack	So.	.419	11	60
DH	Jeff Pries	So.	.301	4	30
P	Jeff Pries	So.	7-6	4.46	
P	Chuck Yaeger	Jr.	5-2	3.78	
P	Bob Westland	Sr.	5-2	3.70	

1984

C	Brent Brakebill	Jr.	.303	6	29
1B	Dan Sullivan	Jr.	.300	5	42
2B	Torey Lovullo	Fr.	.219	0	14
SS	Pete Beall	Sr.	.358	7	43
3B	Lindsay Meggs	Sr.	.243	11	43
LF	David Alarid	Jr.	.307	1	10
CF	Matt Morrison	Sr.	.303	1	27
RF	Shane Mack	Jr.	.352	16	53
DH	John Nero	Jr.	.257	3	20
P	Jeff Pries	Jr.	5-5	4.01	
P	Chuck Yaeger	Sr.	5-9	5.40	
P	Dana Ridenour	Fr.	3-5	5.86	

1985

C	Todd Zeile	So.	.333	12	41
1B	Gary Berman	Jr.	.301	7	49
2B	Torey Lovullo	So.	.321	11	46
SS	John Barry	Jr.	.281	0	12
3B	Hector Cano	Jr.	.297	5	42
LF	Brent Brakebill	Sr.	.237	2	20
CF	Sean Berry	Fr.	.293	3	23
RF	Steve Stowell	So.	.283	5	35
DH	John Joslyn	Jr.	.370	6	42
P	Eric Nolte	So.	6-2	6.75	
P	Alex Sanchez	Fr.	5-7	5.26	
P	Randy Hennis	Fr.	4-0	6.35	

1986

C	Todd Zeile	Jr.	.336	13	43
1B	John Joslyn	Sr.	.347	18	53
2B	Torey Lovullo	Jr.	.317	16	65
SS	Bobby Holley	Fr.	.277	4	22
3B	Scott Cline	Fr.	.301	6	29
LF	Steve Hisey	Jr.	.342	14	59
CF	Tony Scruggs	So.	.345	3	24
RF	Billy Haselman	Fr.	.364	11	44
DH	Gary Berman	Sr.	.300	5	22
P	Alex Sanchez	So.	16-3	4.06	
P	Randy Hennis	So.	6-7	4.97	
P	Jeff Conine	So.	4-2	5.22	

1987

C	Billy Haselman	So.	.303	9	51
1B	Eric Karros	So.	.312	8	57
2B	Torey Lovullo	Sr.	.350	24	73
SS	Bobby Holley	So.	.286	4	21
3B	Scott Cline	So.	.345	9	38
LF	Steve Hisey	Sr.	.298	18	79
CF	Charlie Fiacco	So.	.330	11	51
RF	Jeff Osborn	Jr.	.269	8	31
DH	Steve Stowell	Sr.	.295	5	29
P	Steve Stowell	Sr.	11-6	4.93	
P	Randy Hennis	Jr.	9-4	5.81	
P	Alex Sanchez	Jr.	6-7	5.92	

1988

C	John Dolak	So.	.268	7	36
1B	Eric Karros	Jr.	.415	17	54
2B	Bobby Holley	Jr.	.275	7	27
SS	Mike Hankins	So.	.268	3	31
3B	Scott Cline	Jr.	.308	9	44
LF	Rob Katzaroff	So.	.329	1	23
CF	Charlie Fiacco	Jr.	.293	15	44
RF	Jeff Osborn	Sr.	.330	9	36
DH	Joe James	Jr.	.300	14	47
P	Mike Magnante	Sr.	14-4	3.93	
P	Scott Schanz	Fr.	4-7	5.96	
P	Mike Fyhrie	Fr.	3-5	3.76	

1989

C	Paul Ellis	So.	.281	4	23
C	John Dolak	Jr.	.244	2	17
1B	Mike Lewis	So.	.260	1	18
2B	Charlie Fiacco	Sr.	.320	7	38
SS	Mike Hankins	Jr.	.260	1	18
3B	Mannie Adams	Jr.	.312	1	20
LF	Robbie Katzaroff	Jr.	.342	0	30
CF	Dave Keating	Jr.	.266	6	24
RF	David Tokheim	So.	.288	3	20
DH	Scott Cline	Sr.	.295	1	19
P	John Sutherland	Jr.	6-6	4.40	
P	Scott Schanz	So.	2-12	4.83	
P	Mike Fyhrie	So.	7-5	3.72	

1990

C	Paul Ellis	Jr.	.360	29	83
1B	Chris Pritchett	So.	.368	13	67
2B	Mannie Adams	Sr.	.305	3	35
SS	Mike Hankins	Sr.	.306	4	53
3B	Kevin Webb	So.	.289	11	43
LF	Joel Wolfe	So.	.376	10	44
CF	Robbie Katzaroff	Sr.	.306	2	41
RF	David Tokheim	Jr.	.318	6	40
DH	Michael Moore	Fr.	.304	3	18
P	Tim Lindsay	Jr.	9-8	3.93	
P	Pete Janicki	Fr.	9-1	3.63	
P	Dave Zancanaro	Jr.	11-6	3.19	

1991

C	Matt Schwenke	Fr.	.237	2	12
1B	Chris Pritchett	Jr.	.328	18	57
2B	Robert Hinds	So.	.321	1	17
SS	Gary Hagy	Sr.	.305	9	48
3B	Kevin Webb	Jr.	.352	6	27
LF	Joel Wolfe	Jr.	.345	6	7
CF	Michael Moore	So.	.328	8	28
RF	David Tokheim	Sr.	.321	6	39
DH	Ryan McGuire	Fr.	.319	7	0
P	Tim Lindsay	Sr.	9-4	4.57	
P	Pete Janicki	So.	5-7	6.09	
P	Mike Lewis	Sr.	5-6	3.99	

1992

C	Matt Schwenke	So.	.219	4	24
1B	Ryan McGuire	So.	.316	14	61
2B	Robert Hinds	Jr.	.236	1	25
SS	Adam Melhuse	So.	.259	10	41
3B	David Ravitz	Jr.	.263	1	22
LF	David Roberts	So.	.331	2	27
CF	John Myrow	Fr.	.344	2	22
CF	Michael Moore	Jr.	.338	8	30
RF	Shawn Wills	Jr.	.295	2	26
DH	Mike Mitchell	Fr.	.351	12	36
P	Pete Janicki	Jr.	9-4	3.53	
P	Adam Schulhofer	Jr.	7-5	3.99	
P	Tim Kubinski	So.	5-1	4.24	

STARTING LINEUPS

1993

C	Matt Schwenke	Jr.	.223	2	32
1B	Ryan McGuire	Jr.	.376	26	91
2B	David Ravitz	Sr.	.324	6	2
SS	Gar Vallone	So.	.224	1	29
3B	Adam Melhuse	Jr.	.344	10	50
LF	David Roberts	Jr.	.296	3	28
CF	John Myrow	Jr.	.325	5	40
RF	Chris Lohman	Jr.	.358	7	32
RF	Brett Schafer	Fr.	.264	2	15
P	Tim Kubinski	Jr.	11-3	4.03	
P	Gabe Sollecito	Jr.	4-3	3.94	
P	Jon Van Zandt	Sr.	7-7	5.70	

1994

C	Tim DeCinces	Fr.	.305	6	48
1B	Mike Mitchell	Jr.	.339	12	46
2B	Chad Matoian	Fr.	.239	1	16
2B	Travis Boyd	Jr.	.157	0	9
SS	Gar Vallone	Jr.	.344	2	42
3B	Zak Ammirato	So.	.272	5	28
LF	David Roberts	Sr.	.353	3	27
CF	Brett Schafer	So.	.268	1	21
RF	Chris Lohman	Sr.	.220	2	26
DH	Dave Dieter	Sr.	.231	2	16
P	Brian Stephenson	So.	5-5	4.97	
P	Nick St. George	Fr.	2-7	4.25	
P	Bobby Kazmirski	Jr.	2-2	4.67	

1995

C	Tim DeCinces	So.	.315	13	51
1B	Peter Zamora	Fr.	.295	6	48
2B	Brett Nista	Fr.	.257	2	13
2B	Chad Matoian	So.	.291	0	15
2B/SS	Gar Vallone	Sr.	.292	8	34
SS/3B	Troy Glaus	Fr.	.258	2	9
3B/LF	Zak Ammirato	Jr.	.322	2	8
LF	Mike Seal	Sr.	.268	1	23
LF	Nick Theodorou	Fr.	.306	0	6
CF	Jon Heinrichs	So.	.303	1	29
RF	Eric Byrnes	Fr.	.324	9	35
SP	Jim Parque	Fr.	3-6	3.94	
SP	Rick Heineman	Jr.	7-4	4.00	
RP	Peter Zamora	Fr.	3-3	2.76	
RP	Bob Kazmirski	Sr.	0-2	3.97	

1996

C	Tim DeCinces	Jr.	.341	18	67
1B	Peter Zamora	So.	.234	6	30
2B	Brett Nista	So.	.251	2	31
2B	Chad Matoian	Jr.	.258	1	14
SS	Jack Santora	Fr.	.270	0	13
SS/3B	Troy Glaus	So.	.352	16	50
3B	Zak Ammirato	Sr.	.354	6	42
LF	Jon Heinrichs	So.	.296	3	40
CF	Eric Valent	Fr.	.289	12	55
RF	Eric Byrnes	So.	.338	8	56
DH	Nick Theodorou	So.	.314	1	25
DH	Cassidy Olson	So.	.265	2	13
SP	Jim Parque	So.	9-3	3.72	
SP	Peter Zamora	So.	6-1	4.89	
SP	Dan Keller	Fr.	7-3	4.79	
RP	Kevin Sheredy	Jr.	4-2	4.59	

1997

C	Casey Cloud	Jr.	.244	3	21
1B	Peter Zamora	Jr.	.379	16	24
2B	Nick Theodorou	Jr.	.365	6	47
SS	Troy Glaus	Jr.	.409	34	91
3B	Aldo Pinto	Fr.	.289	1	14
INF	Brett Nista	Jr.	.311	4	25
INF	Jack Santora	So.	.389	2	17
LF	Jon Heinrichs	Sr.	.358	28	79
CF	Eric Valent	So.	.339	27	91
RF	Eric Byrnes	Jr.	.332	17	60
DH	Chad Matoian	Sr.	.314	1	29
DH	Cassidy Olson	Jr.	.293	0	13
SP	Jim Parque	Jr.	13-2	3.08	
SP	Tom Jacques	So.	10-4	3.06	
SP	Peter Zamora	Jr.	6-2	5.06	
RP	Jake Meyer	Jr.	3-3	4.20	
RP	Rob Henkel	Fr.	3-3	3.67	

1998

C	Jason Green	Jr.	.333	3	21
1B	Cassidy Olson	Sr.	.304	10	47
2B	Nick Theodorou	Sr.	.337	2	15
2B/SS	Jack Santora	Jr.	.245	2	20
SS/DH	Chase Utley	Fr.	.320	15	49
3B	Garrett Atkins	Fr.	.383	9	54
LF	Brett Nista	Sr.	.284	8	31
LF	Michael Hymes	So.	.301	0	13
CF	Eric Valent	Jr.	.336	30	73
RF	Eric Byrnes	Sr.	.332	14	52
SP	Ryan Carter	Fr.	3-1	6.39	
SP	Chad Cislak	Fr.	4-8	8.50	
SP	Paul Diaz	Fr.	2-5	7.05	
RP	Bobby Roe	Fr.	4-2	5.23	

1999

C	Jason Green	Sr.	.309	6	50
1B	Garrett Atkins	So.	.375	4	41
2B	Chase Utley	So.	.317	16	56
SS	Jack Santora	Sr.	.279	6	25
3B	Nick Lyon	So.	.211	4	20
LF	Bill Scott	So.	.380	28	86
CF	Charles Merricks	So.	.277	1	14
RF	Brian Baron	Jr.	.293	1	27
SP	Jon Brandt	So.	7-4	4.21	
SP	Josh Karp	Fr.	8-3	4.26	
SP	Ryan Carter	So.	1-8	7.95	
RP	Chad Cislak	So.	5-3	5.91	

2000

C	Forrest Johnson	Jr.	.351	23	78
1B	Garrett Atkins	Jr.	.352	17	72
2B	Chase Utley	Jr.	.382	22	69
SS	Josh Canales	Jr.	.248	0	18
3B	Randall Shelley	So.	.294	7	28
LF	Bill Scott	Jr.	.421	21	76
CF	Charles Merricks	Jr.	.257	2	33
RF	Matt Pearl	Jr.	.357	4	34
RF	Nick Lyon	Jr.	.341	8	28
DH	Jim Hemming	Fr.	.273	6	47
DH	Adam Berry	So.	.303	4	13
SP	Josh Karp	So.	10-2	5.06	
SP	Rob Henkel	Jr.	6-4	5.68	
SP	Bobby Roe	Jr.	7-5	5.44	
RP	Jon Brandt	Jr.	7-5	4.03	
RP	Ryan Carter	Jr.	3-1	5.65	

2001

C	Josh Arhart	Jr.	.292	3	24
1B	Eric Reece	Sr.	.259	10	44
2B	Josh Canales	Sr.	.376	0	22
3B	Randall Shelley	Jr.	.256	3	13
SS	Preston Griffin	Fr.	.245	3	17
LF	Adam Berry	Jr.	.245	5	29
CF	Matt Pearl	Sr.	.317	6	42
RF	Ben Francisco	So.	.309	6	42
DH	Brian Baron	Sr.	.443	2	47
SP	Josh Karp	Jr.	5-2	3.26	
SP	Jon Brandt	Sr.	4-4	4.93	
SP	Bobby Roe	Sr.	4-3	5.88	
SP/RP	Paul Diaz	Sr.	3-3	5.32	
RP	Mike Castillo	Fr.	1-1	2.25	
RP	Kevin Jerkens	So.	3-2	5.00	

2002

C	Josh Arhart	Sr.	.363	7	37
1B	Wes Whisler	Fr.	.328	18	46
2B	Ryan Rasmussen	Sr.	.304	1	22
SS	Ryan McCarthy	Fr.	.258	0	20
3B	Brandon Averill	So.	.310	6	31
LF	Chris Jensen	Fr.	.289	1	13
CF	Rashad Parker	Sr.	.286	4	14
RF	Ben Francisco	Jr.	.368	6	37
DH	Adam Berry	Sr.	.308	18	50
SP	Mike Kunes,	r.	7-4	4.55	
SP	Wes Whisler	Fr.	5-2	4.06	
SP	Chris Cordeiro	So.	2-7	5.00	
SP	Casey Janssen	So.	4-2	4.06	
RP	Doug Silva	Jr.	0-5	4.15	
RP	Kevin Jerkens	Jr.	2-2	7.58	

2003

C	Chris Denove	Fr.	.319	6	26
1B	Wes Whisler	So.	.310	9	39
2B	Preston Griffin	Jr.	.264	9	44
SS	Ryan McCarthy	So.	.264	7	40
3B	Brandon Averill	Jr.	.329	10	33
LF	Chris Jensen	So.	.272	2	7
CF	Matt Thayer	So.	.299	5	37
RF	Billy Susdorf	So.	.310	10	40
DH	Brett McMillan	Fr.	.330	8	35
SP	Wes Whisler	So.	3-7	5.66	
SP	Casey Janssen	Jr.	6-6	5.88	
SP	Mike Kunes	Sr.	5-2	6.81	
RP	Chris Cordeiro	Jr.	1-2	4.62	
RP	Doug Silva	Sr.	6-0	3.86	

2004

C	Chris Denove	So.	.291	8	47
1B	Brett McMillan	So.	.254	6	38
2B	Mike Svetlic	Sr.	.258	0	23
SS	Ryan McCarthy	Jr.	.295	15	47
3B	Preston Griffin	Sr.	.313	3	27
LF	Brandon Averill	Sr.	.276	8	31
CF	Jarrad Page	Fr.	.233	3	19
RF	Matt Thayer	Jr.	.323	4	33
DH	Wes Whisler	Jr.	.279	7	44
SP	Wes Whisler	Jr.	3-5	5.24	
SP	Casey Janssen	Sr.	10-4	3.16	
SP	Bryan Beck	Jr.	2-3	5.76	
SP/RP	David Johnson	Jr.	4-3	4.46	
RP	Kyle Wilson	Jr.	0-1	3.38	

2005

C	Chris Denove	Jr.	.227	0	22
1B	Brett McMillan	Jr.	.257	7	33
2B	Sean Carpenter	Jr.	.250	0	4
SS	Tommy Lansdon	So.	.269	1	8
3B	Eric Taylor, Jr.	So.	.228	1	16
LF	Will Penniall	So.	.280	1	18
CF	Jarrad Page	So.	.149	1	9
CF	Josh Roenicke	Jr.	.277	0	16
RF	Chris Jensen	Jr.	.368	7	21
DH	Hector Ambriz	So.	.338	1	18
SP	Hector Ambriz	So.	3-7	3.94	
SP	Bryan Beck	Sr.	1-11	6.01	
SP/RP	Brant Rustich	So.	2-7	5.23	
RP	Brian Schroeder	So.	4-6	4.77	
RP	Adam Simon	Jr.	1-5	6.79	

2006

C	Ryan Babineau	Fr.	.258	6	25
1B	Tim Stewart	Jr.	.301	6	25
2B	Sean Smith	Sr.	.271	6	32
SS	Brandon Crawford	Fr.	.318	6	30
3B	Jermaine Curtis	Fr.	.336	0	21
LF	Blair Dunlap	Fr.	.300	2	9
LF	Tim Murphy	Fr.	.254	1	7
CF	Josh Roenicke	Sr.	.248	1	23
RF	Chris Jensen	Sr.	.325	6	36
DH	Hector Ambriz	Jr.	.313	5	34
SP	Hector Ambriz	Jr.	8-7	3.65	
SP	David Huff	Jr.	7-4	2.98	
SP	Tyson Brummett	Jr.	6-7	4.52	
RP	Paul Oseguera	Jr.	3-1	1.66	
RP	Jason Novak	Fr.	1-1	5.35	

2007

C	Ryan Babineau	So.	.272	5	37
1B	Tim Stewart	Sr.	.205	3	17
2B	Alden Carrithers	Jr.	.352	2	32
SS	Brandon Crawford	So.	.335	7	55
3B	Jermaine Curtis	So.	.329	4	33
LF	Will Penniall	Sr.	.297	2	16
CF	Tim Murphy	So.	.244	0	5
CF	Justin Uribe	Fr.	.285	2	18
RF	Gabe Cohen	Fr.	.345	10	36
DH	Cody Decker	So.	.307	14	57
SP	Tyson Brummett	Sr.	10-6	4.04	
SP	Tim Murphy	So.	5-4	5.68	
SP	Gavin Brooks	Fr.	6-7	4.47	
SP/RP	Garett Claypool	Fr.	3-1	3.54	
RP	Jason Novak	So.	3-0	4.83	

STARTING LINEUPS

2008

C	Ryan Babineau	Jr.	.247	0	25
1B	Casey Haerther	So.	.324	12	52
2B	Alden Carrithers	Sr.	.377	5	47
SS	Brandon Crawford	Jr.	.302	7	51
3B	Jermaine Curtis	Jr.	.306	2	26
LF	Mickey Weisser	Sr.	.247	2	17
LF	Brady Dolan	Sr.	.287	2	18
CF	Blair Dunlap	So.	.250	2	16
RF	Gabe Cohen	So.	.204	9	29
DH	Cody Decker	Jr.	.218	7	30
SP	Tim Murphy	Jr.	5-6	3.34	
SP	Charles Brewer	So.	9-4	5.10	
SP	Gavin Brooks	So.	6-3	5.07	
RP	Brendan Lafferty	Jr.	4-3	3.74	
RP	Jason Novak	Jr.	1-1	3.60	

2009

C	Steve Rodriguez	Fr.	.179	2	10
1B	Cody Decker	Sr.	.322	21	53
2B	Eddie Murray	Sr.	.282	2	30
SS	Niko Gallego	So.	.273	0	27
3B	Casey Haerther	Jr.	.305	9	42
LF	Gabe Cohen	Jr.	.274	5	28
CF	Blair Dunlap	Jr.	.301	7	39
RF	Justin Uribe	Jr.	.318	3	23
DH	Gino Aielli	Sr.	.353	2	16
SP	Gerrit Cole	Fr.	4-8	3.49	
SP	Trevor Bauer	Fr.	9-3	2.99	
SP	Charles Brewer	Jr.	3-5	4.52	
RP	Gavin Brooks	Jr.	0-4	4.71	
RP	Matt Grace	So.	4-3	4.72	

2010

C	Steve Rodriguez	So.	.249	8	37
1B	Justin Uribe	Sr.	.308	3	27
1B	Dean Espy	So.	.345	9	52
2B	Tyler Rahmatulla	So.	.325	7	45
SS	Niko Gallego	Jr.	.267	3	33
3B	Cody Regis	Fr.	.312	9	47
LF	Cody Keefer	Fr.	.318	2	31
CF	Beau Amaral	Fr.	.354	4	31
RF	Brett Krill	Jr.	.289	7	38
DH	Blair Dunlap	Sr.	.314	6	28
SP	Gerrit Cole	So.	11-4	3.37	
SP	Trevor Bauer	So.	12-3	3.02	
SP	Rob Rasmussen	Jr.	11-3	2.72	
RP	Dan Klein	So.	6-1	1.90	
RP	Erik Goeddel	So.	2-0	3.06	

2011

C	Steve Rodriguez	Jr.	.196	0	17
1B	Dean Espy	Jr.	.320	3	40
2B	Trevor Brown	So.	.217	0	8
2B	Kevin Williams	Fr.	.210	0	6
SS	Pat Valaika	Fr.	.238	1	20
3B	Cody Regis	So.	.284	6	45
LF	Cody Keefer	So.	.303	1	18
CF	Beau Amaral	So.	.299	2	29
RF	Chris Giovinazzo	Sr.	.250	2	18
DH	Jeff Gelalich	So.	.268	2	13
SP	Gerrit Cole	Jr.	6-8	3.31	
SP	Trevor Bauer	Jr.	13-2	1.25	
SP	Adam Plutko	Fr.	7-4	2.01	
SP/RP	Zack Weiss	Fr.	5-3	2.86	
RP	Mitchell Beacom	Jr.	0-2	2.20	
RP	Nick Vander Tuig	Fr.	3-4	2.90	

2012

C	Tyler Heineman	Jr.	.332	1	27
1B	Trevor Brown	Jr.	.321	3	52
2B	Kevin Williams	So.	.302	2	21
SS	Pat Valaika	So.	.266	1	39
3B	Kevin Kramer	Fr.	.281	0	13
LF	Cody Keefer	Jr.	.333	0	37
CF	Beau Amaral	Jr.	.313	4	46
RF	Jeff Gelalich	Jr.	.351	11	48
DH	Cody Regis	Jr.	.239	1	25
SP	Adam Plutko	So.	12-3	2.48	
SP	Nick Vander Tuig	So.	10-4	4.43	
SP	Zack Weiss	So.	3-3	4.28	
SP/RP	Grant Watson	Fr.	9-2	4.45	
RP	David Berg	Fr.	5-3	1.46	
RP	Scott Griggs	Jr.	3-1	2.65	

2013

C	Shane Zeile	So.	.226	2	20
1B	Pat Gallagher	Jr.	.274	1	20
2B	Cody Regis	Sr.	.234	0	20
SS	Pat Valaika	Jr.	.253	5	48
3B	Kevin Kramer	So.	.278	3	42
LF	Brenton Allen	Jr.	.250	2	13
CF	Brian Carroll	Jr.	.258	0	20
RF	Eric Fila	So.	.281	1	33
DH	Kevin Williams	Jr.	.239	1	12
SP	Adam Plutko	Jr.	10-3	2.25	
SP	Nick Vander Tuig	Jr.	14-4	2.16	
SP	Grant Watson	So.	9-3	3.01	
SP/RP	Cody Poteet	Fr.	4-6	4.84	
RP	Zack Weiss	Jr.	2-1	2.25	
RP	David Berg	So.	7-0	0.92	

2014

C	Shane Zeile	Jr.	.324	2	28
1B	Pat Gallagher	Sr.	.173	0	4
2B	Luke Persico	Fr.	.246	0	15
SS	Trent Chatterton	So.	.291	0	17
3B	Chris Keck	Jr.	.215	1	10
LF	Ty Moore	So.	.294	2	24
CF	Brian Carroll	Sr.	.252	0	14
RF	Christoph Bono	So.	.228	1	21
DH	Kevin Williams	Sr.	.257	2	23
SP	James Kaprielian	So.	7-6	2.29	
SP	Grant Watson	Jr.	4-9	3.80	
SP	Cody Poteet	So.	3-5	4.46	
SP/RP	Grant Dyer	Fr.	6-5	4.13	
RP	Max Schuh	Jr.	0-1	1.55	
RP	David Berg	Jr.	3-2	1.50	

2015

C	Darrell Miller Jr.	So.	.257	2	27
1B	Luke Persico	So.	.285	3	43
2B	Trent Chatterton	Jr.	.280	2	28
SS	Kevin Kramer	Sr.	.323	7	34
3B	Chris Keck	Sr.	.293	7	47
LF	Ty Moore	Jr.	.342	6	51
CF	Christoph Bono	Jr.	.241	2	30
RF	Kort Peterson	So.	.274	0	17
DH	Brett Stephens	So.	.298	2	22
SP	James Kaprielian	Jr.	10-4	2.03	
SP	Grant Watson	Sr.	8-5	2.30	
SP	Griffin Canning	Fr.	7-1	2.97	
SP/RP	Cody Poteet	Jr.	7-1	2.45	
RP	Tucker Forbes	So.	1-0	2.11	
RP	Grant Dyer	So.	4-2	1.83	
RP	David Berg	Sr.	7-1	0.68	

2016

C	Daniel Rosica	Fr.	.264	0	14
1B	Sean Bouchard	So.	.295	2	36
2B	Brett Urabe	Sr.	.268	0	22
SS	Trent Chatterton	Sr.	.193	0	19
3B	Luke Persico	Jr.	.323	3	30
LF	Brett Stephens	Jr.	.223	0	19
CF	Christoph Bono	Sr.	.183	2	20
RF	Eric Fila	Sr.	.295	3	32
DH	Kort Peterson	Jr.	.271	3	36
SP	Griffin Canning	So.	5-8	3.70	
SP	Grant Dyer	Jr.	4-4	4.50	
SP	Kyle Molnar	Fr.	5-5	3.32	
SP/RP	Jake Bird	So.	1-6	6.36	
RP	Scott Burke	So.	2-2	4.38	
RP	Moises Ceja	Jr.	2-1	2.60	
RP	Brian Gadsby	Fr.	3-0	4.54	

2017

C	Daniel Rosica	So.	.271	1	14
1B	Sean Bouchard	Jr.	.306	9	43
2B	Chase Strumpf	Fr.	.239	7	30
SS	Ryan Kreidler	Fr.	.241	4	25
3B	Jack Stronach	Fr.	.231	1	18
LF	Brett Stephens	Sr.	.278	2	21
CF	Daniel Amaral	So.	.282	1	21
RF	Michael Toglia	Fr.	.261	8	33
DH	Kyle Cuelar	Fr.	.319	1	20
SP	Griffin Canning	Jr.	7-4	2.34	
SP	Jon Olsen	So.	7-1	2.86	
SP	Justin Hooper	So.	1-1	3.69	
SP/RP	Moises Ceja	Sr.	2-5	3.52	
SP/RP	Jake Bird	Jr.	5-5	2.75	
RP	Scott Burke	Sr.	0-3	2.51	
RP	Brian Gadsby	So.	3-4	5.09	

2018

C	Daniel Rosica	Jr.	.159	0	11
1B	Michael Toglia	So.	.336	11	58
2B	Chase Strumpf	So.	.363	12	53
SS	Kevin Kendall	Fr.	.278	3	20
3B	Ryan Kreidler	So.	.222	3	34
LF	Jeremy Ydens	So.	.350	5	38
CF	Daniel Amaral	Jr.	.289	3	38
RF	Garrett Mitchell	Fr.	.280	0	31
DH	Jack Stronach	So.	.281	1	27
SP	Jake Bird	Sr.	7-4	2.18	
SP	Zach Pettway	Fr.	8-4	3.35	
SP	Ryan Garcia	So.	8-1	2.23	
RP	Kyle Mora	So.	6-3	1.89	
RP	Nick Scheidler	So.	1-1	3.97	

2019

C	Noah Cardenas	Fr.	.375	3	18
1B	Michael Toglia	Jr.	.314	17	65
2B	Chase Strumpf	Jr.	.279	9	44
SS	Kevin Kendall	So.	.258	0	13
3B	Ryan Kreidler	Jr.	.300	9	45
LF	Jack Stronach	Jr.	.317	2	34
CF	Matt McLain	Fr.	.203	4	30
RF	Garrett Mitchell	So.	.349	6	41
DH	Jake Pries	Sr.	.284	12	41
SP	Ryan Garcia	Jr.	10-1	1.44	
SP	Jack Ralston	RJr.	11-1	2.66	
SP	Jesse Bergin	Fr.	5-0	4.43	
RP	Holden Powell	So.	17 SV	1.84	
RP	Kyle Mora	Jr.	3-3	2.09	

STARTING LINEUPS / UCLA IN END-OF-YEAR POLLS

2020

C	Noah Cardenas	So.	.237	0	10
1B	JT Schwartz	RFr.	.328	0	8
2B	M. Perez / M. Curialle	So. / Fr.			
SS	Matt McLain	So.	.397	3	19
3B	Jake Moberg	So.	.265	0	6
LF	Kyle Cuellar	Sr.	.341	2	9
CF	Garrett Mitchell	So.	.355	0	9
RF	Pat Caulfield	Jr.	.302	1	9
DH	Jarron Silva	Sr.	.276	1	8
SP	Zach Pettway	Jr.	3-0	1.05	
SP	Nick Nastrini	So.	2-1	4.60	
SP	Jesse Bergin	So.	4-0	1.27	
RP	Holden Powell	Jr.	3 SV	0.00	
RP	Kyle Mora	Sr.	0-0	0.96	

2021

C	Noah Cardenas	Jr.	.268	5	32
1B	JT Schwartz	RSo.	.396	8	45
2B	M. Perez	Jr.	.231	11	38
SS	Matt McLain	Jr.	.333	9	36
3B	Kyle Karros	Fr.	.243	3	25
LF	Kyle Cuellar	RSr.	.289	3	25
CF	Kevin Kendall	Sr.	.356	4	37
RF	Michael Curialle	So.	.285	1	36
DH	Josh Hahn	So.	.250	4	26
SP	Zach Pettway	Sr.	3-5	4.56	
SP	Sean Mullen	Jr.	9-1	3.39	
SP	Jesse Bergin	Jr.	6-4	4.18	
RP	Max Rajcic	Fr.	7 SV	1.65	
RP	Michael Townsend	Sr.	36 app	3.75	
RP	Adrian Chaidez	Sr.	30 app	2.20	

UCLA in the National Polls

rankings indicate position at end of season

Year	Collegiate Baseball	Baseball America	Year	Collegiate Baseball	Baseball America
1964	18	N/A	1997	8	5
1965	23	N/A	2000	16	15
1969	3	N/A	2007	23	22
1976	15	N/A	2010	2	2
1978	15	N/A	2011	20	22
1979	6	N/A	2012	5	5
1986	13	8	2013	1	1
1987	12	16	2015	17	7
1990	19	24	2018	25	N/A
1992	23	21	2019	9	6
1993	23	22	2020	3	4
1996	15	21	2021	20	24

NOTES: UCLA reached the No. 1 spot in the polls in 1979, 1997 and 2010 and finished No. 1 in both polls in 2013 after winning the NCAA Championship. In 1979, UCLA was ranked No. 1 by Collegiate Baseball. In 1997, UCLA was ranked No. 1 by Collegiate Baseball and Baseball America (March 3) for one week. In 2008, UCLA opened the season ranked No. 1 by Baseball America. In 2010, UCLA was ranked No. 1 by Baseball America and Collegiate Baseball (April 12) for one week.

ALL-TIME RECORDS VS. OPPONENTS

Opponent	All-Time Record	Yr. First Played
Air Force	3-0	1957
Arizona	135-124-2	1927
Arizona State	81-120	1962
Arkansas	2-0	1999
Army	1-0	2021
Azusa Pacific	2-0	1982
Baylor	7-4	2009
Bethune-Cookman	2-0	2008
Bradley	3-0	2000
Brigham Young	2-1-1	1961
Cal Lutheran	14-1	1966
Cal Poly	30-10	1959
Cal Poly Pomona	33-21	1961
California	184-180	1928
College of Pacific	1-0	1955
Cal State Bakersfield	5-1	2009
Cal State Dominguez Hills	22-7	1974
Cal State Fullerton	41-68-2	^1968
Cal State Los Angeles	51-20-1	t*1955
CSUN	39-32-1	1973
Chapman College	28-10-1	1966
Central Florida	1-0	1991
Clemson	1-0	1992
Creighton	3-1	2003
Delaware	2-0	1969
East Carolina	8-1	2007
Florida	2-3	1991
Florida Atlantic	2-1	2002
Florida State	0-1	2012
Fordham	1-0	1990
Fresno State	27-22	*1956
Fullerton JC	6-0	1966
Georgia	3-1	2011
Georgia Southern	1-1	1990
Georgia Tech	7-2	1998
Gonzaga	19-6	1970
Harvard	5-1	1985
Hawaii	26-31	*1962
Hawaii-Hilo	12-0	1990
Hofstra	3-0	2015
Houston	0-2	2004
Illinois	2-2	1969
Illinois-Chicago	1-0	2007
Indiana	1-0	1969
Iona	1-0	1989
Kansas	1-0	1968
Kansas State	0-3	2001
Kent State	1-0	2010
Lamar	1-0	1993
La Verne	4-0	*1966
Long Beach CC	6-4-1	*1955
Long Beach State	67-46	1960
Loyola Marymount	61-48-1	*1961
LSU	2-3	1988
Maine	3-1	1987
Maryland	2-4	2012
McNeese State	0-1	1999
Miami	1-13	1984
Michigan	3-5	1987
Michigan State	4-0	2015
Minnesota	6-4	1987
Mississippi	4-3	1969
Mississippi State	7-1	1967
Missouri	1-2	1977
N.C. State	7-1	2003
Nebraska	6-2	1997
Nevada	7-7	1994
New Mexico	4-0	1963
New Orleans	1-0	1988
North Carolina	6-9	1993
Northwestern	3-0	1983
Northwestern State	0-1	1999
Notre Dame	3-1	1961
Occidental	19-4	1961
Ohio	1-0	1997
Ohio State	1-0	1967

Opponent	All-Time Record	Yr. First Played
Oklahoma	7-8	1992
Oklahoma State	5-1	1997
Omaha	1-0	2019
Oral Roberts	4-5	1977
Orange Coast College	2-1	*1956
Oregon	32-16	1967
Oregon State	42-40	1967
Pacific	7-6	1987
Pepperdine	66-39-4	*1954
Pierce College	4-2	*1962
Pittsburgh	1-1	1968
Pomona-Pitzer	2-0	1982
Portland	5-1	2014
Portland State	3-0	1998
Purdue	3-1	2001
Rice	1-1	1999
Sacramento State	8-2	1990
Saint Mary's	20-26	&1928
Sam Houston State	1-0	1996
San Diego	16-8	1961
San Diego State	49-33-2	1948
San Fernando Valley State	4-6	1962
San Francisco	5-3	2011
San Francisco State	1-0	1992
San Jose State	7-2	1956
Santa Ana	1-0	1966
Santa Clara	50-48	1929
South Alabama	3-1	1988
South Carolina	0-2	2010
Southern	2-0	2008
Southern California College	9-1	1975
Southern Illinois	1-0	1971
Southern Utah	4-0	1993
Southwest Missouri State	1-1	1996
St. John's	3-0	2019
Stanford	154-204	1928
Stanislaus State	1-0	1962
Stony Brook	1-0	2012
TCU	4-3	2010
Tennessee	3-0	1968
Texas	4-8	1989
Texas A&M	2-8	1993
Texas A&M Corpus Christi	1-0	2010
Texas Tech	0-2	1999
Tulane	5-2	1974
Tulsa	0-1	1969
UC Davis	2-1	2009
UC Irvine	57-34-1	1970
UC Riverside	25-13	*1966
UC San Diego	2-0	1981
UC Santa Barbara	55-40-1	*1959
UNLV	25-12	1976
USC	148-264	1928
U.S. International	17-6	1982
Utah	31-5	1969
Valley College	1-1-1	*1962
Vanderbilt	2-2	2010
Virginia	1-0	2008
Washington	55-27	1967
Washington State	61-25	1967
Westmont College	13-3	*1962
Wichita State	3-3	1990
Winthrop	2-1	2007
Wright State	3-0	2013
Wyoming	0-1	1967
Yale	3-0	1967

*UCLA's game-by-game records date back through the 1955 season; asterisk indicates an opponent who UCLA played prior to 1955 (record incomplete).

All-time series records are complete for those schools with the year listed prior to 1955. Year in right column indicates first season in which UCLA played that school.

^UCLA is 29-58-2 against Cal State Fullerton since the Titans became a Division I program in 1975.

^UCLA has played Cal State Los Angeles prior to 1955; until 1964, the school is referred to as Los Angeles State.

&Records vs. St. Mary's from 1948-1954 are missing. Both schools have played five games since 1955.

YEARLY LEADERS



Garrett Atkins, INF (1998-2000)



Brandon Crawford, INF (2006-08)



Ryan McGuire, 1B/P (1991-93)

Year	Batting Average	At-Bats	Hits	Doubles	Triples	Home Runs
2021	Schwartz .396	Kendall 247	Kendall 88	Kendall 17	Kendall, Curiale 3	Perez 11
2020	McLain .397	Schwartz 64	McLain 23	Mitchell 6	Mitchell 1	McLain 3
2019	Cardenas .375	Mitchell 258	Mitchell 90	Kreidler 18	Mitchell 12	Toglia 17
2018	Strumpf .363	Strumpf, Toglia 226	Strumpf 82	Toglia 24	Ydens 5	Strumpf 12
2017	Cuellar .319	Bouchard 216	Hits 66	Bouchard 16	Bouchard, Toglia 2	Bouchard 9
2016	Persico .323	Persico 226	Persico 73	Stephens 13	Peterson 5	Filia, Peterson, Persico 3
2015	Moore .342	Kramer 254	Kramer 82	Keck 21	Bono 6	Keck, Kramer 7
2014	Zeile .324	Zeile 216	Zeile 70	Moore 14	Persico 5	Williams, Moore, Zeile 2
2013	Filia .281	Valaika 249	Kramer, Filia 68	Valaika, Filia 14	Valaika 3	Valaika 5
2012	Gelalich .351	Amaral 268	Gelalich 86	Brown 13	Amaral 5	Gelalich 11
2011	Espy .320	Espy 231	Espy 74	Amaral 16	Gelalich, C. Giovinazzo 4	Regis 6
2010	Amaral .354	Dunlap 242	Amaral 79	Dunlap 20	Espy 3	Espy, Regis 9
2009	Aielli .353	Dunlap 226	Dunlap 68	Dunlap 17	Dunlap, Murray 3	Decker 21
2008	Carrithers .377	Haerther 238	Carrithers 84	Haerther 23	Crawford 5	Haerther 12
2007	Carrithers .352	Crawford 248	Crawford 83	Crawford 17	Crawford, Uribe, Babineau 2	Decker 14
2006	Curtis .336	Crawford 242	Crawford 77	Smith 18	Crawford 6	Six players 6
2005	Ambriz .338	McMillan 210	McMillan 54	Ambriz 14	Penniall, Taylor Jr. 3	Jensen, McMillan 7
2004	Thayer .323	McCarthy 254	McCarthy 75	McCarthy 15	Thayer 5	McCarthy 15
2003	Trott .366	Griffin 227	Whisler 70	McMillan 16	Averill 3	Averill, Susdorf 10
2002	Trott .375	Rasmussen 230	Rasmussen, Arhart 70	Arhart 18	Rasmussen 2	Whisler, Berry 18
2001	Baron .443	Pearl 236	Baron 105	Francisco 20	Berry 2	Reece 10
2000	Scott .421	Utley 283	Scott 112	Scott 23	Johnson, Scott 3	Johnson 23
1999	Scott .380	Utley 271	Atkins 96	Green, Scott 19	Utley 2	Scott 28
1998	Atkins .383	Byrnes 244	Atkins 85	Atkins 22	Byrnes, Johnson, Nista, Santora 2	Valent 30
1997	Glaus .409	Heinrichs 299	Glaus 108	Heinrichs 28	E. Valent 3	Glaus 34
1996	Ammirato .354	Henrichs 250	DeCinces 79	Byrnes 21	Heinrichs 5	DeCinces 18
1995	Byrnes .324	Zamora 244	Byrnes 77	DeCinces 23	M. Seal 3	DeCinces 13
1994	Roberts .353	Roberts 235	Roberts 83	Mitchell 19	Roberts 3	Mitchell 12
1993	McGuire .376	Melhuse 250	Melhuse 86	Melhuse, Ravitz 19	Myrow 7	McGuire 26
1992	Mitchell .351	Roberts 257	Roberts 85	McGuire 19	Roberts 7	McGuire 14
1991	Wolfe .345	Tokheim 265	Tokheim 85	McGuire 13	Hagy, Tokheim, Wolfe 4	Pritchett 18
1990	Wolfe .376	Katzaroff 284	Pritchett 102	Tokheim 15	Wolfe 6	Ellis 29
1989	Katzaroff .342	Katzaroff 215	Katzaroff 75	Wolfe 11	Keating 5	Fiacco 7
1988	Karros .415	Katzaroff 255	Karros 100	Osborn 20	Katzaroff 10	Karros 17
1987	Hamelin .362	Karros 269	Karros 84	Karros 23	Karros 3	Lovullo 24
1986	Haselman .364	Lovullo 255	Lovullo 81	Joslyn 19	Lovullo 3	Joslyn 18
1985	Joslyn .370	Berman 232	Lovullo, Joslyn, Berman 70	Joslyn 19	Cano 5	Zeile 12
1984	Beall .358	Meggs 230	Beall 81	Sullivan 20	Berman 3	Mack 16
1983	Mack .419	Amaral 211	Mack 88	Meggs 15	Beringhele, Mack 3	Mack 11
1982	Graham .339	Graham 251	Graham 85	Meggs 15	Mack 5	Beall 7
1981	Montanari .374	Montanari 214	Montanari 80	Montanari 17	Gallego 5	Norman 9
1980	Graham .325	Slaught 212	Graham 68	Fradella 11	Slaught, West 3	Gauntlett 8
1979	Slaught .428	Gausepohl, Auten 234	Followell 83	Gausepohl 18	Gallego 3	Auten 29
1978	Carpenter .343	Baker 215	Auten 67	Auten 17	Carpenter 5	Johnson 17
1977	Delany .339	Baker 231	Baker 66	Viselli 12	Baker, Silver 3	Delany 11
1976	Waters .324	Penniall 223	Dallas 65	Baker, Penniall 10	Gaylord 3	Gaylord 11
1975	Garrison .344	Garrison 180	Garrison 62	Peterson 13	Six players 1	Garrison 7
1974	Garrison .345	Doerr 231	Edwards 74	Edwards 15	Doerr 4	Edwards 14
1973	Hobbs .356	Gomez 186	B. Adams 58	Swedlow 13	Gomez 3	B. Adams 13
1972	Altshuler .379	B. Adams 257	Altshuler 89	Doerr 12	B. Adams 6	Swedlow 9
1971	Gerakos .346	Diggle 207	Diggle 67	Diggle 18	Diggle 6	Diggle 8
1970	Pifferini .308	Punaro, Molina 172	Punaro 52	Landress 10	Molina, Price, Punaro 2	Graham, Pifferini 8
1969	Chambliss .340	Sanserino 212	Chambliss, Sanserino 64	Chambliss, Molina 13	Chambliss, Sanserino 3	Chambliss 15
1968	Sanserino .354	Sanserino 212	Sanserino 75	Runk 13	Hoffman, Runk 4	Hoffman 11
1967	Klausen .366	Lung 237	Lung 72	McGuire 12	Lung 5	Cooper, Hoffman, Klausen, Lung 5
1966	Arrington .324	Petrilla 209	Arrington, Petrilla 66	McGinnis 13	Arrington 5	Ganulin 11
1965	Ganulin .352	Arrington 129	Arrington 62	Dyer 13	Four players 3	Bashore 11
1964	Schwartz .386	Arrell 175	Schwartz 59	Colletto 12	Colletto, Schwartz 3	Schwartz 13
1963	Schwartz .354	Floyd 143	Schwartz 51	Schwartz 14	Patten, Singleton 4	Schwartz 5
1962	Ga. Adams .265	Fowler 168	Singleton 41	Fowler, Goodrich, Zak 7	Fowler 5	Fowler 5
1961	Fowler .309	Fowler 149	Fowler 46	Ge. Adams, Fowler 5	Ge. Adams, Gowler, Wright 4	Fowler 5
1960	Ge. Adams .308	O'Leary 155	Ge. Adams 56	Miller 5	Bergeron 4	Fowler, O'Leary 2

YEARLY LEADERS



Eric Byrnes, OF (1995-98)



Eric Karros, INF (1986-88)



Ben Francisco, OF (2001-02)

Year	Runs Batted In		Runs Scored		Stolen Bases		Total Bases		Walks		On-Base Percentage	
2021	Schwartz	45	Kendall	58	Kendall	10	Kendall	123	Schwartz	37	Schwartz	.514
2020	McLain	19	Mitchell	18	Mitchell	5	McLain	36	Moberg	10	Perez	.476
2019	Toglia	65	Mitchell	57	Mitchell	18	Toglia	151	Strumpf	48	Cardenas	.476
2018	Toglia	58	Strumpf	59	Amaral	14	Strumpf	143	Toglia	48	Strumpf	.475
2017	Bouchard	43	Bouchard	39	Amaral	16	Bouchard	113	Toglia	33	Cuellar	.412
2016	Bouchard, Peterson	36	Persico	37	Peterson	12	Persico	94	Filia	41	Peterson	.416
2015	Moore	51	Kramer	55	Peterson	15	Kramer	121	Kramer	36	Moore	.428
2014	Zeile	28	Moore	28	Carroll	7	Zeile	91	Zeile, Chatterton	21	Zeile	.401
2013	Valaika	48	Carroll	50	Carroll	32	Valaika	98	Valaika	33	Filia	.387
2012	Brown	52	Amaral	63	Gelalich	16	Gelalich	131	Gelalich	34	Gelalich	.444
2011	Regis	45	Amaral	37	C. Giovinazzo	15	Espy	98	Regis	34	Keefer	.408
2010	Espy	52	Rahmatulla	52	Gallego	27	Dunlap, Rahmatulla	118	Rahmatulla	39	Keefer	.450
2009	Decker	53	Decker	55	Dunlap	15	Decker	136	Decker	36	Murray	.434
2008	Haerther	52	Crawford	51	Carrithers	17	Haerther	138	Curtis	42	Carrithers	.484
2007	Decker	57	Carrithers	53	Crawford	11	Crawford	125	Carrithers	32	Carrithers	.445
2006	Jensen	36	Jensen	45	Crawford	7	Crawford	121	Crawford, Curtis	24	Curtis	.457
2005	McMillan	33	McMillan	30	Penniall	11	McMillan	82	Ambriz, McMillan	22	Jensen	.438
2004	McCarthy	47	Thayer	49	Thayer	9	McCarthy	135	Thayer	35	Thayer	.420
2003	Griffin	44	Thayer	46	Thayer	9	McMillan, Susdorf	109	Thayer	30	Thayer	.405
2002	Berry	50	Rasmussen	52	Francisco, Rasmussen	20	Berry	127	Whisler	21	Arhart	.427
2001	Baron	47	Francisco	52	Canales, Francisco	15	Baron	128	Pearl	27	Baron	.487
2000	Johnson	78	Utey	81	Utey	15	Scott	204	Atkins	32	Scott	.480
1999	Scott	86	Scott, Utey	66	Santora	9	Scott	195	Santora	41	Scott	.463
1998	Valent	73	Valent	69	Byrnes	30	Valent	176	Santora	37	Theodorou	.470
1997	Glaus, E. Valent	91	Glaus	100	Byrnes	19	Glaus	227	Glaus	57	Glaus	.520
1996	DeCinces	67	DeCinces	66	Heinrichs	21	DeCinces	149	Theodorou	39	Theodorou	.475
1995	DeCinces	51	Glaus	46	Byrnes	18	DeCinces	132	Vallone, Zamora	39	Vallone	.407
1994	DeCinces	48	Roberts	60	Roberts	45	Mitchell	132	Roberts	39	Roberts, Vallone	.442
1993	McGuire	91	McGuire	71	Roberts	28	McGuire	172	McGuire	62	McGuire	.510
1992	McGuire	61	McGuire	56	Roberts	36	McGuire	137	McGuire	48	McGuire	.434
1991	Pritchett	57	Wolfe	55	Wolfe	35	Pritchett	144	Pritchett	29	Wolfe	.414
1990	Ellis	83	Pritchett	73	Wolfe	30	Ellis	86	Ellis	38	Ellis	.470
1989	Fiacco	38	Katzaroff	47	Katzaroff	33	Katzaroff	92	Fiacco	30	Fiacco	.458
1988	Karros	54	Fiacco	60	Katzaroff	26	Karros	169	Holley	40	Karros	.487
1987	Hisey	79	Lovullo	83	Fiacco	17	Lovullo	176	Lovullo	79	Lovullo	.511
1986	Lovullo	65	Joslyn	68	Fiacco, Lovullo, Scruggs	6	Lovullo	151	Joslyn	56	Lovullo	.401
1985	Berman	49	Lovullo	50	Berry	13	Lovullo	116	Lovullo	43	Joslyn	.455
1984	Mack	53	Mack	61	Mack	17	Mack	142	Mack	36	Mack	.441
1983	Mack	60	Mack	54	Amaral	26	Mack	138	Amaral	38	Mack	.466
1982	Beall	52	Amaral	61	Graham	22	Graham	112	Amaral	65	Beringhele	.482
1981	Norman	47	Norman	42	Beringhele	20	Norman	123	Beringhele	45	Beringhele	.470
1980	Gauntlett, Slaughter	34	Smith	35	Smith	20	Slaughter	87	Dodson	46	Smith	.443
1979	Auten	78	Gausepohl	62	Gausepohl	17	Auten	178	Dodson	41	Slaughter	.486
1978	Johnson	57	Johnson	54	Carpenter	36	Johnson	129	Baker	37	Auten	.417
1977	Baker	43	Roenicke	42	Roenicke	9	Baker	113	Roenicke	35	Delaney	.431
1976	Baker, Dallas, Henderson	37	Penniall	59	Penniall	38	Dallas	97	Dallas	42	Dallas	.431
1975	Garrison	37	Garrison	51	Garrison	29	Garrison	88	Garrison	40	Garrison	.464
1974	Edwards	42	Edwards	43	Edwards	19	Edwards	138	Colton	29	Colton	.415
1973	B. Adams	48	B. Adams	47	B. Adams	10	B. Adams	110	no record		no record	
1972	B. Adams	52	B. Adams	53	B. Adams	9	B. Adams	123	no record		no record	
1971	Diggle	53	Diggle	46	Diggle	13	Diggle	121	no record		no record	
1970	Price	31	Graham	41	Hume	7	Graham	80	no record		no record	
1969	Chambliss	45	Chambliss, Sanserino	43	Sanserino	19	Chambliss	128	no record		no record	
1968	Runk	43	Runk	49	Runk	13	Runk	126	no record		no record	
1967	Lung	44	Petrilla	50	Sanserino	11	Lung	106	no record		no record	
1966	Ganulin	51	Arrington	51	Arrington	13	Arrington	102	no record		no record	
1965	Ganulin	41	Dyer	45	Arrington	9	Dyer	107	no record		no record	
1964	Schwartz	59	Harmon	42	Harmon	14	Schwartz	111	no record		no record	
1963	Floyd, Schwartz	26	Schwartz, Singleton	24	Patten	15	Schwartz	84	no record		no record	
1962	Fowler	41	Fowler	30	Ga. Adams	12	Fowler	73	no record		no record	
1961	Fowler	34	Ge. Adams, Singleton	26	Ge. Adams	10	Fowler	74	no record		no record	
1960	Fowler, Weikel	19	Ge. Adams	28	no record		Ge. Adams	56	no record		no record	

YEARLY LEADERS



Tim Lindsay, RHP (1981-85)



Josh Karp, RHP (1999-2001)



David Berg, RHP (2012-15)

Year	Innings Pitched		Appearances		Wins		Strikeouts		Saves		ERA	
2021	Bergin	79.2	Townsend	36	Mullen	9	Mullen	89	Rajcic	7	Rajcic	1.65
2020	Pettway	25.2	Powell	8	Bergin	4	Pettway	29	Powell	3	Pettway	1.05
2019	Ralston	101.1	Mora	47	Ralston	11	Garcia	117	Powell	17	Garcia	1.44
2018	Bird	111.2	Scheidler	37	Garcia, Pettway	8	Pettway	78	Powell	6	Bird	2.18
2017	Canning	119.0	Scheidler	36	Canning, Olsen	7	Canning	140	Burke	5	Canning	2.34
2016	Canning	109.1	Bird	28	Canning, Molnar	5	Canning	95	Gadsby	5	Cejá	2.60
2015	Kaprielian	106.2	Berg	43	Kaprielian	10	Kaprielian	114	Berg	13	Berg	0.68
2014	Kaprielian	106.0	Schuh	37	Kaprielian	7	Kaprielian	108	Berg	11	Berg	1.50
2013	Vander Tuig	129.0	Berg	51	Vander Tuig	14	Vander Tuig	93	Berg	24	Berg	0.92
2012	Plutko	119.2	Berg	50	Plutko	12	Plutko	99	Griggs	15	Deeter	0.89
2011	Bauer	136.2	Vander Tuig	28	Bauer	13	Bauer	203	Vander Tuig	9	Bauer	1.25
2010	Bauer	131.1	Klein	39	Bauer	12	Bauer	165	Klein	10	Klein	1.90
2009	Bauer	105.1	Brooks	27	Bauer	9	Cole	104	Brooks	8	Bauer	2.99
2008	Murphy	102.1	Lafferty	33	Brewer	9	Murphy	111	Novak	4	Murphy	3.34
2007	Brummett	138.0	Lafferty	25	Brummett	10	Brummett	111	Rustich	6	Claypool	3.54
2006	Huff	129.2	Oseguera	29	Ambriz	8	Huff	100	Roenicke	4	Oseguera	1.66
2005	Ambriz	105.0	Schroeder	31	Schroeder	4	Ambriz	84	Simon	2	Ambriz	3.94
2004	Janssen	116.2	Brophy	29	Janssen	10	Janssen	103	Simon	5	Janssen	3.16
2003	Whisler	82.2	Cordeiro	21	Silva, Janssen	6	Janssen	73	Cordeiro	4	Silva	3.86
2002	Kunes	89.0	Kunes	28	Kunes	7	Kunes	71	Susdorf, Silva, Wilson	3	Whisler, Janssen	4.06
2001	Karp	80.0	Jerkens	31	Karp	5	Karp	92	Jerkens	5	Castillo	2.25
2000	Roe	91.0	Carter	23	Karp	10	Henkel	136	Carter	4	Brandt	4.03
1999	Brandt	107.0	Cislak, Roe	25	Karp	8	Brandt	109	Cislak	6	Birkins	4.05
1998	Cislak	83.2	Roe	24	Cislak, Roe	4	Cislak	66	Roe	7	Righetti	2.81
1997	Jacquez	129.1	Henkel	34	Parque	13	Parque	119	Meyer	8	Righetti	2.63
1996	Parque	125.2	Heineman	26	Parque	9	Parque	116	Sheredy	8	Meyer	2.64
1995	Heineman	90.0	Lynch	20	Heineman	7	Parque	84	Zamora, Kazmirski	5	Zamora	2.76
1994	Stephenson	105.0	Howatt	24	Stephenson	5	Stephenson	79	Howatt	3	St. George	4.25
1993	Kubinski	125.0	Mitchell, Kramer	25	Kubinski	11	Kubinski	86	Sollecito	9	McGuire	1.73
1992	Janicki	150.1	Sollecito	24	Janicki	9	Janicki	150	Sollecito	12	Bonds	1.78
1991	Lindsay	124.0	Lindsay	21	Lindsay	9	Janicki	94	Fyhrie	5	Lewis	3.99
1990	Lindsay	149.0	Zancanaro	30	Zancanaro	11	Zancanaro	100	Zancanaro	5	Zancanaro	3.19
1989	Sutherland	114.2	Sutherland	28	Zancanaro	9	Sutherland	72	Schulhofer, Fyhrie	4	Zancanaro	3.60
1988	Magnante	137.1	Magnante	25	Magnante	14	Magnante	101	Lewis	4	Fyhrie	3.76
1987	Hennis	110.0	Wenrick	37	Stowell	11	Sanchez	101	Wenrick	6	Wenrick	3.82
1986	Sanchez	139.1	Wenrick	28	Sanchez	16	Sanchez	142	Ridenour, Wenrick	6	Sanchez	4.06
1985	Sanchez	95.2	Wenrick	26	Nolte	6	Sanchez	85	Naworski	5	Ridenour	4.50
1984	Pries	89.2	Bloom	32	Pries, Yaeger	5	Ridenour	67	Bloom	5	Pries	4.01
1983	Pries	113.0	Westland	32	Pries	7	Clements	59	Westland	4	Bloom	2.55
1982	Ward	116.0	Yaeger	29	Clements	9	Ward	106	Pries	4	Ward	4.51
1981	Broersma	109.2	Yaeger	34	Clements	6	Broersma	108	Yaeger	4	Broersma	4.27
1980	Young	115.0	Fauland	31	Broersma	10	Young	83	Fauland	10	Broersma	2.24
1979	Leary	145.2	Bollens	27	Leary	12	Leary	111	Bollens	5	Leary	2.72
1978	Chiffer	120.0	Bollens	32	Chiffer	11	Leary	88	Bollens	6	Chiffer	1.73
1977	O'Neill	117.0	Rucker	22	O'Neill, Schmidt	5	O'Neill	62	Bollens	4	Chiffer	3.01
1976	Bianchi	91.0	Chiffer	23	Cowan	10	Cowan	69	Lizarraga	4	Peterson	3.09
1975	Cowan	121.1	Soroko	19	Cowan	9	Cowan	109	Soroko	4	Cowan	3.26
1974	Bianchi	96.2	Ross	25	Bianchi	9	Bianchi	52	five players	1	Soroko	4.37
1973	Panick	86.0	Baranick	27	Zail	7	Panick	64	Baranick	9	Thomas	1.66
1972	Robson	107.2	Baranick	38	Susa	7	Robson	112	Baranick	5	Smith	1.69
1971	Robson	84.0	Sandford	17	Pope	7	Pope	97	Sandford, Smith	3	Zail	2.28
1970	Bonham	82.2	Sandford	22	Pope, Bonham, Robson, Susa	4	Bonham	110	Zail	3	Bonham	2.60
1969	Pope	95.1	York	27	Pope	9	Pope	99	York	4	York	1.48
1968	Hoops	113.2	Hansen	27	Hoops	12	Hoops	92	York	5	Cassidy	1.81
1967	Wiswell	98.2	Hansen	26	Hansen, Kester	10	Kester	104	Tysdal	5	Kester	2.35
1966	Brasher	115.2	Kester	36	Coston	9	Brasher	110	Brasher	3	Kester	2.61
1965	Gore	106.0	Gore	26	Gore	8	Gore	100	no record		Arens	3.54
1964	Gore	104.2	Gore	28	Brasher	12	Gore	101	no record		Brasher	1.66
1963	Bottoms	70.2	Bottoms, Brown	19	Arens, Pederson, Boteboom	5	Pederson	63	no record		Zeno	0.86
1962	Bottoms	123.0	Bottoms	22	Bottoms	8	Bottoms	97	no record		Bottoms	1.48
1961	Sapp	93.0	Bruckner	23	Sapp	7	Sapp	89	no record		Bruckner	1.54
1960	Collins	82.2	Bruckner	23	Weiner	8	Weiner	53	no record		Collins	1.94

TEAM SEASON STATS




Shane Mack, OF (1984-86)



Jon Heinrichs, OF (1994-97)



Ryan Babineau, C (2006-08)



Pat Valaika, INF (2011-13)

Year	GP	AVG	AB	R	H	2B	3B	HR	RBI	TB	SLG	BB	HBP	SO	OBP	SF	SH	SB	SBA	PO	A	E	FLD
1966	59	.267	1888	321	503	87	12	52	304	770	.408	----	----	----	----	----	----	----	----	----	----	----	----
1967	61	.285	1972	334	562	85	22	40	295	811	.411	----	----	----	----	----	----	50	----	----	----	----	----
1968	55	.280	1827	297	516	79	22	43	278	768	.420	----	----	----	----	----	----	40	----	----	----	----	----
1969	55	.281	1864	317	524	75	17	44	270	765	.410	----	----	----	----	----	----	80	----	----	----	----	----
1970	51	.276	1729	282	476	75	10	45	247	706	.408	----	----	----	----	----	----	33	----	----	----	----	----
1971	----	----	----	----	----	----	----	----	----	----	----	----	----	----	----	----	----	----	----	----	----	----	----
1972	66	.284	2250	365	639	78	17	45	332	886	.394	----	----	----	----	----	----	44	----	----	----	----	----
1973	53	.274	1677	267	459	77	12	43	225	689	.411	----	----	----	----	----	----	59	----	----	----	----	----
1974	61	.281	2036	332	573	82	13	71	298	894	.439	233	----	335	----	----	----	66	----	----	----	----	----
1975	53	.280	1723	321	482	78	6	40	284	692	.402	260	----	263	----	----	----	29	----	----	----	----	----
1976	60	.275	2007	383	551	81	16	65	343	859	.428	284	28	263	.368	26	19	125	166	----	----	----	----
1977	61	.274	2051	329	562	82	12	62	298	854	.416	214	24	282	.347	16	18	44	----	----	----	----	----
1978	59	.295	1992	384	588	95	13	61	345	892	.448	256	25	290	.378	24	19	101	----	----	----	----	----
1979	61	.320	2238	499	717	129	19	89	451	1151	.514	298	21	328	.400	32	15	56	----	----	----	----	----
1980	56	.276	1893	300	523	77	11	31	267	715	.378	253	22	222	.366	13	25	91	----	----	----	----	----
1981	56	.295	1917	335	566	92	20	36	295	806	.420	277	23	247	.386	24	24	84	131	----	----	----	----
1982	65	.288	2203	482	635	110	19	36	409	891	.404	435	25	360	.406	33	27	86	121	----	----	----	----
1983	53	.320	1933	388	619	106	17	49	350	906	.469	259	27	249	.405	15	12	97	122	----	----	----	----
1984	60	.292	2102	416	614	124	12	61	370	945	.450	317	19	334	.386	22	23	54	75	----	----	----	----
1985	65	.296	2284	45	677	125	20	69	411	1049	.459	297	25	375	.379	32	25	44	63	----	----	----	----
1986	62	.312	2174	496	678	139	12	103	447	1150	.529	317	36	329	.405	18	5	42	67	----	----	----	----
1987	56	.308	2328	574	718	147	17	116	523	1247	.536	427	53	418	.421	36	8	107	130	----	----	----	----
1988	59	.306	2098	414	642	124	16	85	381	1053	.502	287	48	394	.397	25	11	86	112	----	----	----	----
1989	59	.284	2032	321	577	101	23	34	294	826	.406	240	29	378	.363	27	29	113	146	----	----	----	----
1990	67	.309	2434	510	751	107	24	88	478	1170	.481	297	52	395	.392	22	12	123	154	1801	709	94	.964
1991	59	.313	2148	424	673	101	18	71	384	1023	.476	241	32	477	.386	27	10	114	164	1574	672	111	.953
1992	63	.288	2140	391	616	108	20	58	348	938	.438	296	45	424	.382	22	30	128	186	1673	803	92	.964
1993	60	.303	2154	461	652	121	12	77	421	1028	.477	314	33	378	.394	34	32	81	117	1632	696	78	.968
1994	58	.274	1993	338	546	104	5	41	316	783	.393	291	24	365	.369	26	19	106	143	1519	620	87	.961
1995	57	.293	2080	357	610	128	9	56	327	924	.444	228	30	368	.368	20	15	53	77	1515	727	90	.962
1996	64	.297	2254	495	669	138	15	77	450	1068	.474	287	36	395	.380	34	49	84	181	1701	778	132	.949
1997	67	.336	2535	631	851	173	11	142	591	1472	.581	330	42	415	.417	29	16	68	157	1787	757	129	.952
1998	57	.313	2097	452	656	123	10	107	423	1120	.534	272	22	386	.396	8	28	68	84	1485	615	132	.941
1999	62	.297	2226	439	662	121	9	87	396	1062	.477	287	35	428	.382	26	16	23	36	1627	650	96	.960
2000	64	.326	2346	551	764	143	17	117	505	1292	.551	299	65	444	.412	28	20	35	46	1685	651	118	.952
2001	57	.304	2098	372	638	116	8	47	331	911	.434	194	62	392	.375	28	23	48	61	1547	670	91	.961
2002	61	.302	2242	415	677	121	5	70	376	1018	.454	211	47	443	.370	28	25	80	105	1644	623	86	.963
2003	59	.287	2057	381	591	105	9	73	353	933	.454	203	52	451	.363	19	17	26	44	1538	610	90	.960
2004	64	.279	2208	395	617	105	15	64	369	944	.428	250	52	486	.362	31	26	47	65	1704	705	69	.972
2005	56	.254	1889	232	480	84	12	21	213	651	.345	189	48	403	.335	15	37	47	68	1462	536	98	.953
2006	58	.286	1988	337	568	120	14	55	302	881	.443	200	62	368	.365	22	34	21	42	1549	594	50	.977
2007	61	.296	2081	366	615	106	8	51	341	890	.428	206	87	409	.380	17	56	53	74	1601	610	66	.971
2008	60	.279	2074	374	578	117	16	50	345	877	.423	271	72	480	.377	27	37	74	98	1621	625	76	.967
2009	56	.285	1909	348	544	110	12	54	311	840	.440	237	72	434	.382	16	40	55	90	1481	514	63	.969
2010	68	.304	2362	469	718	136	14	65	417	1077	.456	278	104	467	.397	24	55	104	137	1855	617	76	.970
2011	59	.263	1936	261	509	107	14	17	238	695	.359	210	73	461	.355	15	68	65	94	1584	502	51	.976
2012	64	.304	2135	394	650	89	16	23	347	840	.393	228	96	341	.391	30	64	62	98	1707	639	58	.976
2013	66	.250	2140	312	534	88	12	19	278	703	.329	280	82	436	.354	27	76	71	114	1803	769	52	.980
2014	56	.252	1829	200	460	76	17	8	185	594	.325	146	75	355	.329	17	79	31	62	1516	594	63	.971
2015	61	.284	2110	363	600	130	17	33	320	863	.409	245	57	366	.370	28	69	66	91	1692	650	56	.977
2016	56	.250	1860	270	465	79	20	14	245	626	.337	238	66	361	.352	20	58	56	81	1493	558	59	.972
2017	57	.258	1904	294	491	98	5	44	269	731	.384	213	59	387	.346	31	56	46	66	1542	553	53	.980
2018	59	.286	2005	409	574	129	14	43	372	860	.429	292	89	449	.393	41	45	62	83	1577	603	41	.982
2019	63	.287	2127	402	611	121	31	67	373	995	.468	262	62	467	.375	42	39	63	82	1712	595	42	.982
2020	15	.308	519	112	160	27	1	9	100	216	.416	59	19	105	.390	13	6	16	18	402	148	15	.973
2021	57	.288	1989	416	573	113	14	57	371	885	.445	283	74	455	.392	28	32	40	54	1524	512	43	.979

TEAM SEASON STATS



Mike Magnante, LHP (1984-88)



Jim Parque, LHP (1995-97)



Casey Janssen, RHP (2001-04)



Tyson Brummett, RHP (2006-07)

Year	ERA	W	L	GS	CG	SV	IP	H	R	ER	BB	SO	2B	3B	HR	WP	HBP	BK	AB	OAV
1966	3.45	35	24	59	----	----	508.0	473	301	197	264	418	----	----	----	----	----	----	----	----
1967	3.21	42	19	61	----	----	496.0	410	242	177	242	456	----	----	----	----	----	----	----	----
1968	3.14	35	20	55	----	----	470.0	418	241	164	228	367	----	----	----	----	----	----	----	----
1969	2.40	42	12	55	----	----	483.0	378	180	129	239	484	----	----	----	----	----	----	----	----
1970	3.71	26	24	51	----	----	450.0	389	248	186	293	405	----	----	----	----	----	----	----	----
1971	----	----	----	----	----	----	----	----	----	----	----	----	----	----	----	----	----	----	----	----
1972	3.79	32	33	66	----	----	558.2	556	331	235	325	434	81	12	40	----	----	----	2127	.262
1973	3.71	29	24	53	----	16	434.0	394	225	179	226	302	55	8	33	----	----	----	1607	.245
1974	5.46	26	35	61	----	----	511.0	555	383	310	321	317	----	----	57	----	----	----	----	----
1975	4.77	31	22	53	----	11	455.0	482	295	241	248	344	----	----	----	----	----	----	----	----
1976	4.26	35	25	60	14	15	517.0	552	302	246	252	333	70	8	37	26	29	7	----	----
1977	4.14	31	30	61	----	9	520.0	553	308	239	218	338	----	----	----	32	22	4	----	----
1978	2.75	39	20	59	19	7	510.0	462	212	156	203	369	----	----	----	14	20	0	----	.244
1979	4.48	43	18	61	13	8	546.1	564	334	272	287	357	----	----	----	21	3	26	----	----
1980	3.55	31	22	56	10	14	491.0	450	254	194	266	286	71	5	21	17	22	4	1819	.247
1981	5.58	21	35	56	5	8	492.0	551	387	305	297	304	85	11	50	45	30	10	1908	.289
1982	5.70	38	27	65	9	14	568.1	647	439	360	397	368	96	14	38	59	28	3	2238	.289
1983	4.81	28	24	53	10	6	465.2	506	318	249	246	246	67	8	43	37	23	6	1809	.280
1984	5.01	28	32	60	7	11	522.2	600	374	291	297	341	107	18	42	46	31	5	2048	.293
1985	5.09	34	30	65	3	10	571.1	570	407	323	346	413	82	17	46	40	29	9	2217	.257
1986	5.54	39	23	62	11	16	536.0	610	403	330	309	430	91	10	55	23	27	4	2105	.289
1987	5.36	40	25	56	3	15	572.1	607	424	341	373	441	98	19	55	34	42	6	2201	.276
1988	5.30	31	28	59	9	10	518.1	592	387	305	252	339	114	15	62	28	44	3	2052	.288
1989	4.54	27	32	59	6	13	527.0	571	363	266	269	332	83	11	37	34	44	11	2045	.279
1990	4.26	41	26	67	13	17	599.2	641	398	284	297	411	116	10	58	31	40	5	2337	.274
1991	5.08	29	30	59	10	9	529.1	645	400	299	239	348	93	18	65	52	39	----	2143	.301
1992	4.36	37	26	63	13	13	557.2	527	329	270	272	410	89	10	54	56	51	----	2062	.256
1993	5.16	37	23	60	10	14	544.0	583	364	312	237	359	105	10	78	46	57	----	2121	.275
1994	5.56	22	36	58	5	7	506.1	596	366	313	264	360	102	13	35	33	46	----	2022	.295
1995	4.72	29	28	57	3	14	515.0	545	331	270	246	363	89	13	45	44	43	----	1995	.273
1996	4.97	36	28	64	5	13	567.0	663	427	313	246	434	90	14	47	51	46	4	2268	.292
1997	4.52	45	21	67	6	12	595.2	650	394	299	290	478	86	5	56	59	42	8	2347	.277
1998	8.19	24	33	57	1	10	495.1	708	593	451	349	403	119	15	75	57	58	7	2109	.336
1999	5.73	31	31	62	1	13	542.1	586	425	345	331	488	101	7	76	56	63	7	2136	.274
2000	5.98	38	26	64	2	10	561.2	596	469	373	301	531	83	10	77	80	81	7	2208	.270
2001	4.75	30	27	57	1	12	515.2	569	341	272	232	372	110	5	43	63	45	12	2015	.282
2002	5.76	26	35	61	3	14	548.0	672	446	351	264	385	126	8	71	56	61	15	2209	.304
2003	5.95	28	31	59	2	12	512.2	606	404	339	219	399	121	13	68	49	54	15	2051	.295
2004	4.98	35	29	64	4	13	568.0	576	355	314	265	451	92	8	59	41	73	7	2139	.269
2005	5.65	15	41	56	5	6	487.1	565	374	306	250	379	100	4	38	42	72	17	1933	.292
2006	3.77	33	25	58	6	11	516.1	496	253	216	173	436	73	5	41	50	37	18	1933	.257
2007	5.01	33	28	61	11	12	533.2	551	351	297	204	461	93	18	50	68	57	8	2039	.270
2008	4.45	33	27	60	2	12	540.1	526	308	267	282	442	88	14	56	39	66	21	2022	.260
2009	4.28	27	29	56	5	12	493.2	482	295	235	197	509	109	11	47	65	59	7	1859	.259
2010	3.00	51	17	68	2	12	618.1	502	247	206	210	700	89	11	48	47	43	6	2286	.220
2011	2.44	35	24	59	15	9	528.0	388	165	143	157	572	67	5	20	29	51	4	1890	.205
2012	3.13	48	16	64	2	16	569.0	502	235	198	238	436	90	4	33	23	48	3	2085	.241
2013	2.55	49	17	66	3	26	601.0	482	196	170	163	457	75	10	19	48	61	9	2173	.222
2014	3.35	25	30	56	2	14	505.1	448	220	188	154	412	72	10	22	31	51	6	1850	.242
2015	2.17	45	16	61	0	13	564.0	445	179	136	147	524	84	7	25	17	41	6	2030	.219
2016	4.70	25	31	56	7	10	497.2	507	312	260	197	413	95	11	38	43	59	9	1897	.267
2017	3.41	30	27	57	4	6	514.0	447	225	195	201	475	84	6	40	50	44	8	1904	.235
2018	3.08	38	21	59	3	10	525.2	455	221	180	179	412	84	10	45	47	41	1	1942	.234
2019	2.60	52	11	63	1	18	570.2	392	194	165	207	647	77	2	35	39	23	6	2028	.193
2020	1.88	13	2	15	0	3	134.0	74	32	28	43	166	10	1	6	11	7	1	468	.158
2021	3.95	37	20	57	1	11	508.0	460	264	223	190	530	85	17	41	32	39	4	1911	.241

SINGLE-SEASON RECORDS

Batting

AT-BATS

1.	Jon Heinrichs (1997)	299
2.	Robbie Katzaroff (1990)	284
3.	Chase Utley (2000)	283
4.	Eric Byrnes (1997)	277
	Chris Pritchett (1990)	277
6.	Eric Valent (1997)	274
7.	Chase Utley (1999)	271
8.	Eric Karros (1987)	269
9.	Beau Amaral (2012)	268
	Mike Hankins (1990)	268

RUNS SCORED

1.	Troy Glaus (1997)	100
2.	Eric Byrnes (1997)	95
3.	Jon Heinrichs (1997)	92
4.	Torey Lovullo (1987)	83
5.	Chase Utley (2000)	81
6.	Bill Scott (2000)	75
7.	Eric Valent (1997)	74
8.	Garrett Atkins (2000)	73
	Chris Pritchett (1990)	73
10.	Ryan McGuire (1993)	71

HITS

1.	Bill Scott (2000)	112
2.	Chase Utley (2000)	108
	Troy Glaus (1997)	108
4.	Jon Heinrichs (1997)	107
5.	Brian Baron (2001)	105
6.	Chris Pritchett (1990)	102
7.	Eric Karros (1988)	100
8.	Garrett Atkins (1999)	96
9.	Garrett Atkins (2000)	95
10.	Eric Valent (1997)	93

DOUBLES

1.	Jon Heinrichs (1997)	28
2.	Michael Toglia (2018)	24
	Eric Byrnes (1997)	24
4.	Chase Strumpf (2018)	23
	Casey Haerther (2008)	23
	Tim DeCinces (1995)	23
	Eric Karros (1987)	23
	Bill Scott (2000)	23
9.	Garrett Atkins (1998)	22
10.	Chris Keck (2015)	21
	Eric Byrnes (1996)	21

TRIPLES

1.	Garrett Mitchell (2019)	12
2.	Robbie Katzaroff (1988)	10
3.	David Roberts (1992)	7
	John Myrow (1993)	7
5.	Christoph Bono (2015)	6
	Brandon Crawford (2006)	6
	Joel Wolfe (1990)	6
	Bob Adams (1972)	6
	Ron Diggie (1971)	6

WALKS

1.	Torey Lovullo (1987)	79
2.	Rich Amaral (1982)	65
3.	Ryan McGuire (1993)	62
4.	Vince Beringhele (1982)	61
5.	Troy Glaus (1997)	57
6.	John Joslyn (1986)	56
7.	Chris Smith (1981)	52
8.	David Roberts (1993)	51
	Pete Beall (1982)	51
10.	Randy Schwartz (1963)	50

STOLEN BASES

1.	David Roberts (1994)	45
2.	Dave Penniall (1976)	38
3.	David Roberts (1992)	36
	Mike Carpenter (1978)	36
5.	Joel Wolfe (1991)	35
6.	Robbie Katzaroff (1989)	33
7.	Brian Carroll (2013)	32
8.	Eric Byrnes (1998)	30
	Joel Wolfe (1990)	30
10.	Venoy Garrison (1975)	29

ON-BASE PERCENTAGE

1.	Troy Glaus (1997)	.520
2.	JT Schwartz (2021)	.514
3.	Torey Lovullo (1987)	.511
4.	Ryan McGuire (1993)	.510
5.	Chris Smith (1981)	.491
	Bob Hamelin (1987)	.491
7.	Eric Karros (1988)	.487
	Brian Baron (2001)	.487
9.	Don Slaught (1979)	.486
10.	Alden Carrithers (2008)	.484

BATTING AVERAGE

1.	Brian Baron (2001)	.443
2.	Don Slaught (1979)	.428
3.	Bill Scott (2000)	.421
4.	Shane Mack (1983)	.419
5.	Eric Karros (1988)	.415
6.	Troy Glaus (1997)	.409
7.	JT Schwartz (2021)	.396
8.	Vern Followell (1979)	.388
9.	Randy Schwartz (1964)	.386
10.	Garrett Atkins (1998)	.383



Troy Glaus, INF (1995-97)

RUNS BATTED IN

1.	Troy Glaus (1997)	91
	Eric Valent (1997)	91
	Ryan McGuire (1993)	91
4.	Bill Scott (1999)	86
5.	Paul Ellis (1990)	83
6.	Jon Heinrichs (1997)	79
	Steve Hisey (1987)	79
8.	Forrest Johnson (2000)	78
	Jim Auten (1979)	78
10.	Bill Scott (2000)	76



Brian Baron, OF (1999-2001)

HOME RUNS

1.	Troy Glaus (1997)	34
2.	Eric Valent (1998)	30
3.	Jim Auten (1979)	29
	Paul Ellis (1990)	29
5.	Jon Heinrichs (1997)	28
	Bill Scott (1999)	28
7.	Eric Valent (1997)	27
8.	Ryan McGuire (1993)	26
9.	Torey Lovullo (1987)	24
10.	Forrest Johnson (2000)	23



Paul Ellis, C (1988-90)

Pitching

EARNED RUN AVERAGE (ERA)

1.	David Berg (2015)	0.68
2.	Larry Zeno (1963)	0.86
3.	Ryan Deeter (2012)	0.89
4.	David Berg (2013)	0.92
5.	Tom Pederson (1963)	1.24
6.	Trevor Bauer (2011)	1.25
7.	Ryan Garcia (2019)	1.44
8.	David Berg (2012)	1.46
9.	Jim York (1969)	1.48
10.	Tim Bottoms (1962)	1.48



Gerrit Cole (2009-11)

INNINGS PITCHED

1.	Pete Janicki (1992)	150.1
2.	Tim Lindsay (1990)	149.0
3.	Tim Leary (1979)	145.2
4.	Alex Sanchez (1986)	139.1
5.	Tyson Brummett (2007)	138.0
6.	Mike Magnante (1988)	137.1
7.	Trevor Bauer (2011)	136.2
8.	Trevor Bauer (2010)	131.1
9.	David Huff (2006)	129.2
10.	Tom Jacquez (1997)	129.1

WINS

1.	Alex Sanchez (1986)	16
2.	Nick Vander Tuig (2013)	14
	Mike Magnante (1988)	14
4.	Trevor Bauer (2011)	13
	Jim Parque (1997)	13
6.	Adam Plutko (2012)	12
	Trevor Bauer (2010)	12
	Tim Leary (1979)	12
	Al Hoops (1968)	12
	Bill Brasher (1964)	12

APPEARANCES

1.	David Berg (2013)	51
2.	David Berg (2012)	50
3.	Kyla Mora (2019)	47
4.	David Berg (2015)	43
	Zack Weiss (2013)	43
6.	Grant Dyer (2015)	42
7.	Nate Hadley (2019)	41
8.	Holden Powell (2019)	40
9.	Dan Klein (2010)	39
	Bruce Baranick (1972)	39

SAVES

1.	David Berg (2013)	24
2.	Holden Powell (2019)	17
3.	Scott Griggs (2012)	15
4.	David Berg (2015)	13
5.	Gabe Sollecito (1992)	12
6.	David Berg (2014)	11
7.	Dan Klein (2010)	10
	Herb Fauland (1980)	10
9.	Nick Vander Tuig (2011)	9
	Gabe Sollecito (1993)	9
	Bruce Baranick (1973)	9

GAMES STARTED

1.	Alex Sanchez (1987)	23
2.	Tim Lindsay (1991)	21
	Mike Magnante (1988)	21
	Colin Ward (1982)	21
	Eric Broersma (1981)	21
6.	Mike Lewis (1991)	20
	Tim Lindsay (1990)	20
	Chuck Yaeger (1984)	20
9.	10 players	19

COMPLETE GAMES

1.	Trevor Bauer (2011)	10
	Tim Leary (1979)	10
3.	Tyson Brummett (2007)	7
	Pete Janicki (1992)	7
	Tim Lindsay (1990)	7
	Mike Magnante (1988)	7
	Jeff Pries (1983)	7
	Ed Cowan (1975)	7
	Bob Boyer (1967)	7
10.	seven players	6



Pete Janicki, RHP (1990-92)

STRIKEOUTS

1.	Trevor Bauer (2011)	203
2.	Trevor Bauer (2010)	165
3.	Gerrit Cole (2010)	153
4.	Pete Janicki (1992)	150
5.	Alex Sanchez (1986)	142
6.	Griffin Canning (2017)	140
7.	Rob Henkel (2000)	136
8.	Rob Rasmussen (2010)	128
9.	Gerrit Cole (2011)	119
	Jim Parque (1997)	119

CAREER RECORDS

Batting



Bill Scott, OF (1998-2000)

HOME RUNS

1. Eric Valent (1996-98)	69
2. Troy Glaus (1995-97)	62
3. Bill Scott (1998-00)	53
Chase Utley (1998-00)	53
5. Torey Lovullo (1984-87)	51
6. Eric Byrnes (1995-98)	48
7. Cody Decker (2006-09)	47
Ryan McGuire (1991-93)	47
9. Garrett Atkins (1998-00)	40
10. Steve Hisey (1984-87)	39



Torey Lovullo, INF (1984-87)

BATTING AVERAGE

1. Bill Scott (1998-00)	.392
2. Brian Baron (2000-01)	.376
3. Randy Schwartz (1963-64)	.369
4. Garrett Atkins (1998-00)	.368
5. Eric Karros (1986-88)	.365
6. Alden Carrithers (2007-08)	.364
7. Earl Altshuler (1970-72)	.362
8. Shane Mack (1982-84)	.361
9. John Joslyn (1985-86)	.358
10. Joel Wolfe (1989-91)	.348



Eric Valent, OF (1996-98)

RUNS BATTED IN

1. Eric Valent (1996-98)	219
2. Eric Byrnes (1995-98)	203
3. Torey Lovullo (1984-87)	188
4. Ryan McGuire (1991-93)	182
5. Troy Glaus (1995-97)	180
6. Steve Hisey (1984-87)	176
7. Chase Utley (1998-00)	174
8. Bill Scott (1998-00)	173
9. Lindsay Meggs (1981-84)	168
10. Garrett Atkins (1998-00)	167

AT-BATS

1. Eric Byrnes (1995-98)	984
2. Torey Lovullo (1984-87)	856
3. Robbie Katzaroff (1987-90)	821
4. Lindsay Meggs (1981-84)	814
5. David Roberts (1991-94)	784
6. Jon Heinrichs (1994-97)	778
7. Pete Beall (1981-84)	773
8. Garrett Atkins (1998-00)	748
Chase Utley (1998-00)	748
10. Cody Regis (2010-13)	742

RUNS SCORED

1. Eric Byrnes (1995-98)	235
2. Troy Glaus (1995-97)	211
Torey Lovullo (1984-88)	211
4. Eric Valent (1996-98)	199
5. Jon Heinrichs (1995-97)	186
6. Charlie Fiacco (1986-89)	184
7. Chase Utley (1998-00)	182
Robbie Katzaroff (1987-90)	182
9. Garrett Atkins (1998-00)	180
10. David Roberts (1991-94)	177

HITS

1. Eric Byrnes (1995-98)	326
2. Garrett Atkins (1998-00)	276
3. Torey Lovullo (1984-87)	266
4. Robbie Katzaroff (1987-90)	264
5. Chase Utley (1998-00)	256
6. Pete Beall (1981-84)	246
7. Jon Heinrichs (1994-97)	245
8. Brian Graham (1979-82)	243
9. David Roberts (1991-94)	242
10. Troy Glaus (1995-97)	240

DOUBLES

1. Eric Byrnes (1995-98)	75
2. Jon Heinrichs (1994-97)	57
3. Garrett Atkins (1998-00)	56
4. Tim DeCinces (1994-96)	54
5. Michael Toglia (2017-19)	51
6. Lindsay Meggs (1981-84)	49
7. Blair Dunlap (2006-10)	48
8. Bill Scott (1998-00)	47
Jeff Osborn (1985-88)	47
10. Chase Strumpf (2017-19)	46

TRIPLES

1. Robbie Katzaroff (1987-90)	20
2. Garrett Mitchell (2018-20)	15
3. Brandon Crawford (2006-08)	13
Joel Wolfe (1989-91)	13
5. David Roberts (1991-94)	10
Shane Mack (1982-84)	10
7. Christoph Bono (2013-16)	9
Chris Giovinazzo (2008-11)	9
Ezel Singleton (1961-63)	9
Mike Gallego (1979-81)	9
Bob Adams (1970-73)	9
Tebbie Fowler (1960-62)	9

WALKS

1. Torey Lovullo (1984-87)	180
2. Vince Beringhele (1981-83)	138
3. Ryan McGuire (1991-93)	135
4. Cody Regis (2010-13)	129
Charlie Fiacco (1986-89)	129
6. Nick Theodorou (1995-98)	128
David Roberts (1991-94)	128
8. Lindsay Meggs (1981-84)	125
9. Troy Glaus (1995-97)	123
10. Chase Strumpf (2017-19)	114

STOLEN BASES

1. David Roberts (1991-94)	109
2. Robbie Katzaroff (1987-90)	96
3. Joel Wolfe (1989-91)	83
4. Eric Byrnes (1995-98)	81
5. David Tokheim (1988-91)	55
Charlie Fiacco (1986-89)	55
7. Brian Graham (1979-82)	54
8. Jon Heinrichs (1994-97)	52
9. Dave Penniall (1975-76)	48
10. Vince Beringhele (1981-83)	46

ON-BASE PERCENTAGE

1. Nick Theodorou (1995-98)	.475
2. John Joslyn (1985-86)	.470
3. Chris Smith (1980-81)	.469
4. Alden Carrithers (2007-08)	.464
5. Bill Scott (1998-00)	.462
Ryan McGuire (1991-93)	.462
7. Rich Amaral (1982-83)	.461
8. Vince Beringhele (1981-83)	.452
9. Troy Glaus (1995-97)	.448
10. Eric Karros (1986-88)	.442
Pat Dodson (1978-80)	.442

Pitching

INNINGS PITCHED

1. Grant Watson (2012-15)	376.1
2. Trevor Bauer (2009-11)	373.1
3. Adam Plutko (2011-13)	351.1
4. Alex Sanchez (1985-87)	341.0
5. Jim Parque (1995-97)	334.2
6. Pete Janicki (1990-92)	325.0
7. Gerrit Cole (2009-11)	322.1
8. Tim O'Neill (1977-79)	307.0
9. Tim Leary (1977-79)	306.0
10. Tim Lindsay (1987, 89-91)	302.0

WINS

1. Trevor Bauer (2009-11)	34
2. Grant Watson (2012-15)	30
3. Adam Plutko (2011-13)	29
4. Nick Vander Tuig (2011-13)	27
Alex Sanchez (1985-87)	27
6. Bill Brasher (1964-66)	26
7. Jim Parque (1995-97)	25
8. Dave Schmidt (1977-79)	24
9. Josh Karp (1999-2001)	23
Pete Janicki (1990-92)	23
Dave Zancanaro (1988-90)	23

APPEARANCES

1. David Berg (2012-15)	*175
2. Bill Wenrick (1984-87)	119
3. Kyle Mora (2017-21)	117
3. Chuck Yaeger (1981-84)	111
5. Brendan Lafferty (2005-09)	94
6. Mike Kunes (2000-03)	88
7. Scott Burke (2014-17)	87
Bobby Roe (1998-01)	87
9. Grant Watson (2012-15)	86
Jason Novak (2006-09)	86

* NCAA Record

SAVES

1. David Berg (2012-2015)	49
2. Holden Powell (2018-20)	26
3. Gabe Sollecito (1992-93)	21
4. Bill Wenrick (1984-87)	16
5. Scott Griggs (2010-12)	15
Scott Bollens (1977-79)	15
7. Bruce Baranick (1971-73)	14
8. Bobby Roe (1998-01)	13
9. Herb Fauland (1979-80)	11
10. Dan Klein (2008-10)	10
Brant Rustich (2004-07)	10
Mike Fyhrie (1988-91)	10

GAMES STARTED


1. Grant Watson (2012-15)	63
2. Alex Sanchez (1985-87)	58
3. Adam Plutko (2011-13)	52
4. Jim Parque (1995-97)	50
5. Gerrit Cole (2009-11)	49
6. Tim O'Neill (1976-78)	47
7. Tim Lindsay (1987, 89-91)	46
8. Trevor Bauer (2009-11)	44
Josh Karp (1999-2001)	44
Bill Brasher (1964-66)	44

COMPLETE GAMES

1. Tim Leary (1977-79)	16
2. Trevor Bauer (2009-11)	15
3. Tim O'Neill (1976-78)	14
Ed Cowan (1974-76)	14
5. Tim Lindsay (1987, 89-91)	13
6. Pete Janicki (1990-92)	11
Bill Brasher (1964-66)	11
8. Jim Parque (1995-97)	10
Rick Pope (1969-71)	10
Jeff Pries (1982-84)	10

EARNED RUN AVERAGE

1. 1.11	David Berg (2012-15)
2. 1.81	Tim Bottoms (1961-63)
3. 1.87	Larry Zeno (1963-64)
4. 2.01	Jim York (1968-69)
2.01	Howard Collins (1960-61)
6. 2.11	Ryan Garcia (2017-19)
7. 2.06	James Kaprielian (2013-15)
8. 2.24	Steve Smith (1970-72)
2.24	Ron Bruckner (1960-61)
10. 2.25	Adam Plutko (2011-13)



Grant Watson, LHP (2012-15)



Alex Sanchez, RHP (1985-87)

STRIKEOUTS

1. 460	Trevor Bauer (2009-11)
2. 376	Gerrit Cole (2009-11)
3. 328	Alex Sanchez (1985-87)
4. 319	Jim Parque (1995-97)
5. 307	Pete Janicki (1990-92)
6. 301	Griffin Canning (2015-17)
7. 275	James Kaprielian (2013-15)
8. 274	Gary Robson (1970-72)
9. 272	Adam Plutko (2011-13)
10. 265	Jon Brandt (1998-2001)

MISCELLANEOUS RECORDS

TEAM — SEASON

Most Stolen Bases	128	1992
Most Home Wins	32	2019
Best Home Record	25-4 (.862)	1978
Worst Home Record	7-19 (.269)	2005
Most Road Wins	22	2010
Best Road Record	18-2-1 (.881)	1969
Worst Road Record	8-20 (.286)	2005
Most Shutouts	11	2019
Most Times Shut Out	7	2014
Most Runs Scored	631 (67 games)	1997
Most Hits	851 (67 games)	1997
Most Doubles	173 (67 games)	1997
Most Triples	31 (62 games)	2019
Most Home Runs	142 (67 games)	1997
Most Total Bases	1472 (67 games)	1997
Most Grand Slams	11	1997

TEAM — STREAKS

Winning Streak	22 gm	2010
Losing Streak	19 gm	2005
Home Winning Streak	15 gm	2010
Home Unbeaten Streak	15 gm	2010
Home Losing Streak	7 gm	1972, 1981, 2005
Road Winning Streak	9 gm	2013-14
Road Unbeaten Streak	10 gm (9-0-1)	1997
Road Losing Streak	12 gm	2005
Conference Winning Streak	11 gm	1969
Conference Losing Streak	11 gm	1985

TEAM — LEAGUE PLAY

Most Wins	24	2019
Best Record	10-0 (1.000)	1924
Best Record (modern era)	24-5 (.828)	2019
Highest Batting Average	.348	1986
Most Runs Scored	272	1986
Most Hits	373	1986
Most Doubles	71	1987
Most Home Runs	64	1987
Best Home Record	13-2	2019, 1986
Most Runs Allowed (three-game series)	54	
	Feb. 20-22, 1998 vs. Stanford	

TEAM — SINGLE GAME

Most Runs Scored	28	3/22/86 at Arizona
Most Stolen Bases	10	2/8/96 at Hawaii-Hilo

TEAM — SINGLE INNING

Most Runs Scored	14	3/25/07 vs. Pacific (8th inning)
	13	2/4/07 vs. Winthrop (4th inning)
	13	2/22/97 vs. Arizona State (8th inning)
Most Hits	10	3/25/07 vs. Pacific (8th inning)
	10	2/22/97 vs. Arizona State (8th inning)
Most Hit Batsmen (by UCLA)	5	*4/22/98 at CS Fullerton (4th inning)



Garrett Atkins



Torey Lovullo



Mike Magnante



Bill Scott



Nick Theodorou



Wes Whisler

INDIVIDUAL — CAREER

Total Bases	486	Eric Valent (1996-98)
On-Base Percentage	.475	Nick Theodorou (1995-98)
Games Played	242	Eric Byrnes (1995-98)
Wins (right-hander)	34	Trevor Bauer (2009-11)
Wins (left-hander)	30	Grant Watson (2012-15)
Winning Percentage:	1.000	Tom Miles (5-0, 1969-70)
Walks Issued	233	Pete Janicki (1990-92)
Hit-by-Pitches Issued	40	Bobby Roe (1998-01)
Losses	21	Hector Ambriz (2003-06)

INDIVIDUAL — SINGLE SEASON

Wins (right-hander)	16	Alex Sanchez (1986)
Wins (left-hander)	14	Mike Magnante (1988)
Losses	12	Scott Schanz (1989)
Walks	99	Colin Ward (1982)
Hit Batters	21	Bobby Roe (2000)
Winning Percentage	1.000	Rick Pope (8-0, 1969)
	David Berg (7-0, 2013), Doug Silva (6-0, 2003)	
	Jesse Bergin (5-0, 2019), Tom Miles (5-0, 1969), Bob Westland (5-0, 1982)	
Fielding Errors	35	Troy Glaus (1997)
RISP Average	.476	Ben Francisco (2002)
Intentional Walks	13	Paul Ellis (1990)
Strikeouts	65	Michael Toggia (2019)
Hit by Pitch	18	Tyler Heineman (2012)
	Niko Gallego (2010), Eddie Murray (2009)	
Sacrifice Hits	18	Tyler Heineman (2012)
Sacrifice Flies	9	Brett McMillan (2004)
	Ryan Kreidler (2019), Jack Stronach (2019)	
Games Played	67	Gallego (2010), Byrnes (1997)
	Glaus (1997), Heinrichs (1997), E. Valent (1997),	
	M. Adams (1990), Pritchett (1990), Hankins (1990)	

INDIVIDUAL — SINGLE SEASON (FRESHMEN)

Batting Average	.383	Garrett Atkins (1998)
Most Hits	85	Garrett Atkins (1998)
Most Home Runs	18	Wes Whisler (2002)
Most Doubles	22	Garrett Atkins (1998)
Most Innings Pitched	110.2	Gavin Brooks (2007)
Most Strikeouts	104	Gerrit Cole (2009)
Most Wins	9	Grant Watson (2012)
	Trevor Bauer (2010), Pete Janicki (1992)	
Most Saves	7	Bobby Roe (1998)
	Max Rajcic (2021)	

INDIVIDUAL — CONFERENCE SEASON BATTING

Batting Average	.442	Casey Grzecka (2002)
Runs Scored	42	Troy Glaus (1997)
Most Hits	51	Shane Mack (1983)
	51	Garrett Atkins (1998)
Most Doubles	15	David Ravitz (1993)
	15	Jason Green (1999)
Most Triples	7	Garrett Mitchell (2019)
Most Home Runs	16	Torey Lovullo (1987)
	16	Eric Valent (1998)
Most Runs Batted In	47	Ryan McGuire (1993)
Most Stolen Bases	21	David Roberts (1994)
Most Walks	40	Torey Lovullo (1987)

INDIVIDUAL — CONFERENCE SEASON PITCHING

Most Games	25	David Berg (2012)
Most Innings Pitched	89	Tim Leary (1979)
Most Wins	8	Trevor Bauer (2011)
	Alex Sanchez (1986)	Mike Magnante (1988)
	Ryan Garcia (2019)	Jack Ralston (2019)
Most Losses	9	Scott Schanz (1989)
Most Saves	11	David Berg (2013)
Highest Win Pct.	1.000	Ryan Garcia (8-0);
Jack Ralston (8-0)	Trevor Bauer (7-0);	Josh Karp (6-0, 2000)
	David Berg (5-0, 2015), Rick Pope (5-0, 1969)	
Lowest ERA	0.22	David Berg (2015)
Most Strikeouts	118	Trevor Bauer (2011)

INDIVIDUAL — SINGLE GAME

Most Home Runs	4	Bill Scott, 3/30/99 at Washington**
Most RBI	11	Bill Scott, 3/30/99 at Washington**
Most Total Bases	17	Bill Scott, 3/30/99 at Washington**

INDIVIDUAL — MISCELLANEOUS

Longest Hitting Streak	33 gm	Garrett Atkins (1998)
Consecutive Hits	11	Chad Matoian (1996)
Consecutive HR Games	7	Bill Scott (1999)**
Home Runs in an Inning	2	Jon Heinrichs (1997)
	Torey Lovullo (1986, 1987)	
	Garrett Atkins (1999)	
Most RBI (3-gm Pac-12 series)	16	Ryan McGuire, 1993 vs. Arizona

* NCAA Record, ** Pac-12 Record

UCLA Single-Season Conference Leaders

BATTING AVERAGE

2021	JT Schwartz	.396
2001	Brian Baron	.443
2000	Bill Scott	.421
1988	Eric Karros	.415
1983	Shane Mack	.419
1979	Don Slaught	.428

DOUBLES

2018	Michael Toggia	24
2015	Chris Keck	21
1997	Jon Heinrichs	28
1995	Tim DeCinces	23
1992	Ryan McGuire	19
1978	Jim Auten	17

TRIPLES

2019	Garrett Mitchell	12
2015	Christoph Bono	6
1992	David Roberts	7
1988	Robbie Katarzoff	10
1978	Mike Carpenter	5

HOME RUNS

2009	Cody Decker	21
2002	Wes Whisler, Adam Berry	18
1999*	Bill Scott	28
1998	Eric Valent	30
1997	Troy Glaus	34
1996	Tim DeCinces	18
1993	Ryan McGuire	26
1990	Paul Ellis	29
1987	Torey Lovullo	24
1979	Jim Auten	29

RUNS BATTED IN

1999	Bill Scott	86
1997	Troy Glaus, Eric Valent	91
1993	Ryan McGuire	91
1990	Paul Ellis	83
1987	Steve Hisey	79

WALKS

1997	Troy Glaus	57
1987	Torey Lovullo	79

STOLEN BASES

2017	Daniel Amaral (tied)	16
2013	Brian Carroll	32
2002	Ryan Rasmussen, Ben Francisco	20
1994	David Roberts	45
1993	David Roberts	28
1992	David Roberts	36
1991	Joel Wolfe	35
1989	Robbie Katarzoff	33
1978	Mike Carpenter	36

ERA

2019	Ryan Garcia	1.44
2018	Jake Bird	2.18
2015	David Berg	0.68
2013	David Berg	0.92
2012	David Berg	1.46
2011	Trevor Bauer	1.25
1980	Eric Broersma	2.24
1979	Tim Leary	2.72
1978	Floyd Chiffer	1.60

WINS

2021	Sean Mullen (tied)	9
2020	Jesse Bergin (tied)	4
2019	Jack Ralston	11
2015	James Kaprielian	10
2013	Nick Vander Tuig (tied)	14
2011	Trevor Bauer	13
2010	Trevor Bauer (tied)	12
1997	Jim Parque	12
1986	Alex Sanchez	16
1980	Eric Broersma	10
1979	Tim Leary	12

SAVES

2019	Holden Powell	17
2013	David Berg	24
1992	Gabe Sollecito	12
1986	Dana Ridenour, Bill Wenrick	6
1980	Herb Fauland	10

COMPLETE GAMES

2016	Griffin Canning	4
2011	Trevor Bauer	10
2007	Tyson Brummett	7
1983	Jeff Pries	7
1979	Tim Leary	10
1978	Floyd Chiffer, Tim O'Neill	6

INNINGS PITCHED

2019	Jack Ralston (tied)	101.1
2010	Trevor Bauer	131.1
2007	Tyson Brummett	138.0
1996	Jim Parque	125.2
1992	Pete Janicki	150.1
1990	Tim Lindsay	149.0
1979	Tim Leary	145.2

STRIKEOUTS

2019	Ryan Garcia	117
2017	Griffin Canning (tied)	140
2015	James Kaprielian	114
2014	James Kaprielian	108
2011	Trevor Bauer	203
2010	Trevor Bauer	165
2008	Tim Murphy	111
1996	Jim Parque	116
1992	Pete Janicki	150
1986	Alex Sanchez	142
1982	Colin Ward	106
1981	Eric Broersma	108
1979	Tim Leary	111

UCLA's ALL-AMERICA SELECTIONS



Rich Amaral



Eric Byrnes




Troy Glaus



Ryan McGuire



Chase Utley



Eric Valent



Peter Zamora

All-America Selections

1963	Randy Schwartz, 1B	ABCA 2nd
1964	Randy Schwartz, 1B	ABCA 1st
		TSN 1st
1967	Steve Klausen, OF	ABCA 2nd
1968	Gary Sanserino, SS	ABCA 3rd
1979	Tim Leary, P	TSN 1st
		ABCA 2nd
	Jim Auten, OF	TSN 1st
		ABCA 2nd
1983	Rich Amaral, 2B	TSN 1st
	Shane Mack, OF	ABCA 1st
		BA 1st
1984	Shane Mack, OF	ABCA 1st
		TSN 1st
		BA 2nd
1986	Alex Sanchez, P	BA 1st
	Billy Haselman, OF	BA (Fr) 1st
1987	Torey Lovullo, 2B	ABCA 1st
		TSN 1st
		BA 1st
	Bob Hamelin, 1B	BA (Fr) 2nd
1988	Eric Karros, 1B	BA 3rd
1990	Paul Ellis, C	BA 1st
		^ ABCA 1st
		CB 1st
		TSN 1st
	Chris Pritchett, 1B	BA 3rd
	Pete Janicki, P	BA (Fr) 1st
1991	Ryan McGuire, DH	CB (Fr) 2nd
		BA (Fr) 3rd
1992	Mike Mitchell, DH	CB (Fr) 1st
		BA (Fr) 2nd
	Ryan McGuire, 1B	CB 3rd
1993	Ryan McGuire, 1B	CB 1st
		BA 1st
		TSN 1st
		SST 1st
1994	Tim DeCinces, C	BA (Fr) 2nd
1995	Eric Byrnes, OF	CB (Fr) 1st
		BA (Fr) 1st
	Tim DeCinces, C	SST 2nd
1996	Tim DeCinces, C	SST 2nd
	Jim Parque, P	SST 2nd
	Eric Valent, OF	CB (Fr) 1st
1997	Troy Glaus, SS	BA 1st
		TSN 1st
		NCBWA 1st
		CB 2nd
	Jim Parque, P	CB 3rd
		TSN 2nd
		ABCA 2nd
	Jon Heinrichs, OF	CB 2nd
		ABCA 2nd
		BA 3rd
		NCBWA 3rd
	Eric Valent, OF	TSN 2nd
		ABCA 3rd
	Peter Zamora, UTL	NCBWA 3rd
1998	Eric Valent, CF	BA 1st
		CB 1st
		NCBWA 1st
		ABCA 1st
		TSN 2nd
	Garrett Atkins, 3B	CB 3rd
		NCBWA 3rd
		BA 3rd
		CB (Fr) 1st
	Bobby Roe, P	CB (Fr)
	Chase Utley, SS	CB (Fr)
1999	Garrett Atkins, 1B	NCBWA 3rd
	Josh Karp, P	BA (Fr)
		CB (Fr)
	Bill Scott, LF	ABCA 1st
		NSCWA 2nd
		CB 3rd
	Chase Utley, 2B	ABCA 1st

2000	Garrett Atkins, 1B	CB 3rd
	Bill Scott, LF	CB 1st
		ABCA 1st
		NCBWA 2nd
		TSN 2nd
	Chase Utley, 2B	TSN 1st
		NCBWA 1st
		ABCA 1st
		CB 3rd
	Forrest Johnson, C	CB 2nd
2001	Brian Baron, DH	NCBWA 1st
		CB 1st
		BA 3rd
2002	Wes Whisler, UT	BA 3rd
		BA (Fr) 1st
		CB (Fr)
2003	Brett McMillan, DH	CB (Fr)
2006	Ryan Babineau, C	CB (Fr) 1st
	Brandon Crawford, SS	BA (Fr) 1st
2007	Gabe Cohen, OF	BA (Fr) 1st
		CB (Fr) 1st
2009	Trevor Bauer, P	BA (Fr) 1st
		NCBWA (Fr) 1st
		** CB (Fr)
	Gerrit Cole, P	CB (Fr)
2010	Beau Amaral, OF	BA (Fr) 2nd
	Trevor Bauer, P	BA 2nd
		CB 2nd
	Gerrit Cole, P	CB 2nd
		BA 3rd
		NCBWA 3rd
2011	Trevor Bauer, P	^ BA 1st
		^ CB 1st
		^ ABCA 1st
		NCBWA 1st
	Adam Plutko, P	BA (Fr) 1st
		CB (Fr)
		NCBWA (Fr) 2nd
	Zack Weiss, P	CB (Fr)
2012	Jeff Gelalich, OF	BA 1st
	Adam Plutko, P	BA 3rd
	Scott Griggs, P	NCBWA 2nd
		CB 3rd
	David Berg, P	NCBWA (Fr) 2nd
		CB (Fr)
	Grant Watson, P	CB (Fr)
2013	David Berg, P	BA 1st
		CB 1st
		NCBWA 1st
	James Kaprielian, P	CB (Fr)
2015	David Berg, P	ABCA 1st
		CB 1st
		D1 1st
		PG 1st
		BA 2nd
	James Kaprielian, P	ABCA 1st
		CB 2nd
		D1 2nd
		BA 3rd
		PG 3rd
	Kevin Kramer, INF	BA 2nd
		CB 3rd
	Griffin Canning, P	CB (Fr)
		NCBWA (Fr)
2016	Kyle Molnar, P	CB (Fr)
2017	Griffin Canning, P	CB 2nd
		D1 2nd
		PG 2nd
		BA 3rd
	Kyle Cuellar, DH	CB (Fr)
	Michael Togli, OF	CB (Fr)

2018	Chase Strumpf, INF	CB 2nd
		D1 2nd
		PG 2nd
	Zach Pettway, P	BA (Fr) 1st
		D1 (Fr) 1st
		CB (Fr)
		NCBWA (Fr) 2nd
		PG (Fr) 2nd
	Holden Powell, P	CB (Fr)
2019	Ryan Garcia, P	BA 1st
		D1 1st
		CB 1st
		NCBWA 1st
		ABCA 1st
		PG 1st
	Holden Powell, P	NCBWA 1st
		CB 2nd
		D1 2nd
		BA 2nd
		ABCA 2nd
	Jack Ralston, P	CB 2nd
		NCBWA 2nd
		ABCA 3rd
	Garrett Mitchell, OF	ABCA 2nd
		NCBWA 3rd
	Jesse Bergin, P	CB (Fr)
2020	Zach Pettway, P	CB 1st
	Holden Powell, P	CB 2nd
	Matt McLain, SS	CB 2nd
		Note: Collegiate Baseball was the only publication w/ AA teams in 2020
2021	JT Schwartz, 1B	D1 3rd
	Max Rajcic, P	D1 (Fr), CB (Fr)

BA – Baseball America, CB – Collegiate Baseball, D1 – D1Baseball.com, TSN – The Sporting News, NCBWA – National Collegiate Baseball Writers Association, SST – Smith Super Team, ABCA – American Baseball Coaches Association, PG – Perfect Game USA
 ^ Player of the Year (as named by that publication)
 ** Collegiate Baseball Freshman Pitcher of the Year

Golden Spikes Award Winner

2011 Trevor Bauer, P

NCBWA Stopper of the Year

2013 David Berg, P

2015 David Berg, P

2019 Holden Powell, P

COSIDA Academic All-America Selections

1972 Mike Gerakos, 3B

1979 Tim Leary, P

1979 Don Slaughter, C

1988 Mike Magnante, P

1999 Bill Scott, LF

2018 Jake Bird, P

AWARDS AND HONORS

All-Conference Selections

Year	Player	Pos.	Year	Player	Pos.	Year	Player	Pos.	Year	Player	Pos.
1967	Charlie Petrilla	2B		Steve Hisey	OF		Josh Karp	C		Nick Vander Tuig	P
	Steve Klausen	OF		John Joslyn	UTL		Bill Scott	LF	2014	David Berg	P
1968	Gary Sanserino	SS	1987	Eric Karros	1B		Chase Utley	2B		James Kaprielian	P
1969	Chris Chambliss	1B		Torey Lovullo	INF	2001	Brian Baron	DH		Shane Zeile	C
	Gary Sanserino	2B		Charlie Fiacco	OF		Josh Canales	2B	2015	David Berg **	P
	Jim York	P		Steve Stowell	UTL		Ben Francisco	RF		Grant Dyer	P
1971	Steve Busby	P	1988	Mike Magnante	P	2002	Wes Whisler ^	1B/LHP		Ty Moore	OF
	Gary Robson	P		Eric Karros	INF	2003	Wes Whisler	1B/LHP		James Kaprielian	P
1972	Earl Altshuler	UTL	1989	Robbie Katzaroff	OF	2004	Casey Janssen	RHP		Kevin Kramer	SS
1973	Bob Adams	OF	1990	Chris Pritchett	1B		Ryan McCarthy	SS		Grant Watson	P
1974	Venoy Garrison	C		Paul Ellis #	C	2005	Chris Jensen	OF	2016	Eric Filia	OF
	Mike Edwards	2B		Joel Wolfe	OF	2006	Hector Ambriz	DH	2017	Sean Bouchard	INF
1975	Ed Cowan	P	1991	Joel Wolfe	OF		Ryan Babineau	C		Griffin Canning	P
	Venoy Garrison	OF	1992	Pete Janicki **	P		David Huff	P		Jon Olsen	P
1976	Ed Cowan	P		David Roberts	OF	2007	Tyson Brummett	P	2018	Jake Bird	P
	Dennis Delany	C		Mike Mitchell	DH		Gabe Cohen ^	OF		Chase Strumpf	INF
	Bobby Dallas	2B	1993	Ryan McGuire #	1B		Brandon Crawford	SS		Michael Toglia	INF
	Rob Henderson	SS		David Ravitz	2B		Jermaine Curtis	3B		Jeremy Ydens	OF
	Dave Penniall	OF		Adam Melhuse	3B		Cody Decker	1B	2019	Ryan Garcia**	P
	Ken Gaylord	DH	1994	David Roberts	OF	2008	Alden Carrithers	2B		Ryan Kreidler	INF
1977	Dennis Delany	C	1995	Tim DeCinces	C	2009	Trevor Bauer ^	P		Garrett Mitchell	OF
	Dave Rasmussen	2B		Peter Zamora	1B/LHP		Gerrit Cole	P		Holden Powell	P
	Dave Baker	OF		Eric Byrnes	OF		Cody Decker	1B		Jack Stronach	OF
1978	Floyd Chiffer	P	1996	Tim DeCinces	C	2010	Trevor Bauer	P		Chase Strumpf	INF
	Dennis Delany	C		Troy Glaus	SS/3B		Gerrit Cole	P		Michael Toglia	INF
	Craig Johnson	OF		Jim Parque	P		Dan Klein	P	2021	JT Schwartz	1B
1979	Tim Leary	P	1997	Troy Glaus*	SS		Tyler Rahmatulla	2B		Matt McLain	SS
	Don Slaught	C		Jon Heinrichs	OF		Rob Rasmussen	P		Noah Cardenas	C
	Vern Followell	SS		Eric Valent	OF	2011	Beau Amaral	OF		Max Rajcic	P
	Jim Auten	OF		Eric Byrnes	OF		Trevor Bauer **	P		Adrian Chaidez	P
	Dan Gausepohl	OF		Peter Zamora	UTL		Adam Plutko	P		Sean Mullen	P
1980	Eric Broersma	P		Jim Parque	P	2012	Beau Amaral	OF			
	Don Slaught	C		Tom Jacquez	P		David Berg	P			
1982	Brian Graham	OF	1998	Eric Valent*	CF		Jeff Gelalich	OF			
1983	Rich Amaral	2B		Garrett Atkins	3B		Scott Griggs	P			
	Shane Mack	OF	1999	Garrett Atkins	1B		Tyler Heineman	C			
1984	Pete Beall	INF		Bill Scott	LF		Adam Plutko	P			
	Shane Mack	OF		Chase Utley	2B	2013	David Berg **	P			
1985	John Joslyn	DH	2000	Garrett Atkins	1B		Adam Plutko	P			
1986	Todd Zeile	C		Forrest Johnson	C		Pat Valaika ***	SS			

* Player of the Year

** Pitcher of the Year

*** Defensive Player of the Year

Co-Player of the Year

^ Freshman/Newcomer of the Year

NOTE: There was no All-Conference Team in 2020

* Player of the Year
 ** Pitcher of the Year
 *** Defensive Player of the Year
 # Co-Player of the Year
 ^ Freshman/Newcomer of the Year
 NOTE: There was no All-Conference Team in 2020

All-Tournament Team Selections

1979 NCAA West Regional Mike Gallego 2B Jim Auten OF Don Slaught C	1992 NCAA Midwest Regional Pete Janicki P David Ravitz 2B Ryan McGuire 1B David Roberts OF	2000 NCAA Oklahoma Regional Garrett Atkins 1B Ryan Carter P Forrest Johnson C Josh Karp P Bill Scott LF Chase Utley* 2B	2009 Houston College Classic Gerrit Cole P Blair Dunlap OF Casey Haerther 1B Eddie Murray 2B	2013 College World Series Eric Filia OF Adam Plutko* P Pat Valaika INF Nick Vander Tuig P
1985 Riverside Invitational Todd Zeile C	1993 NCAA Central I Regional Tim Kubinski P David Roberts OF	2003 Domino's Aggie Classic Wes Whisler 1B Casey Janssen P Ryan McCarthy SS Billy Susdorf RF	2010 NCAA Los Angeles Regional Beau Amaral OF Trevor Bauer* P Gerrit Cole P Niko Gallego SS Cody Regis 3B	2015 NCAA Los Angeles Regional Trent Chatterton INF Kevin Kramer INF Ty Moore OF Luke Persico 1B
1986 NCAA West Regional John Joslyn 1B Steve Hisey LF	1996 NCAA Central I Regional Tim DeCinces C Jon Heinrichs OF Jim Parque P	2003 Kia Baseball Bash Wes Whisler* P/1B	2010 College World Series Beau Amaral OF Trevor Bauer P Cody Regis 2B	2018 NCAA Minneapolis Regional Daniel Amaral OF Ryan Garcia P Chase Strumpf INF Michael Toglia INF
1987 Wheaties Tournament Steve Stowell* UTL Bob Hamelin 1B Torey Lovullo 2B Charlie Fiacco CF Billy Haselman C Steve Hisey LF	1997 Hormel Foods Classic Troy Glaus* SS Eric Valent CF Jon Heinrichs LF Peter Zamora DH Jim Parque P Tom Jacquez P	2004 NCAA Okla. City Regional Chris Denove C Ryan McCarthy SS Casey Janssen P Mike Svetlic 2B Preston Griffin 3B	2011 NCAA Los Angeles Regional Beau Amaral OF Trevor Bauer P Cody Keefer OF Jeff Gelalich DH	2019 NCAA Los Angeles Regional Chase Strumpf* 2B Michael Toglia 1B Jack Stronach OF Garrett Mitchell OF Jake Pries DH Ryan Garcia P
1987 NCAA West II Regional Scott Cline 3B Eric Karros 1B	1997 NCAA Midwest Regional Eric Valent* CF Nick Theodorou 2B Troy Glaus SS Peter Zamora UTL Jim Parque P	2006 NCAA Malibu Regional Hector Ambriz P Blair Dunlap OF	2012 NCAA Los Angeles Regional Beau Amaral OF Trevor Brown INF Jeff Gelalich* OF Cody Keefer OF Adam Plutko P Pat Valaika INF Nick Vander Tuig P	2021 NCAA Lubbock Regional JT Schwartz 1B Matt McLain SS Jake Moberg 3B Zach Pettway P
1988 Busch Challenge II Eric Karros 1B Scott Cline 3B	1999 NCAA Wichita Regional Garrett Atkins 1B Josh Karp P Bill Scott LF	2007 NCAA Long Beach Regional Jermaine Curtis* 3B Ryan Babineau C Cody Decker DH Justin Uribe OF Gavin Brooks P	2013 NCAA Los Angeles Regional Eric Filia OF Pat Gallagher* INF Adam Plutko P Pat Valaika INF Grant Watson P	* Tournament MVP ^ DH awarded to a designated hitter or deserving player at a different position
1990 NCAA Midwest Regional Chris Pritchett 1B	1991 Oscar Mayer Classic Ryan McGuire DH David Tokheim RF	2008 NCAA Fullerton Regional Casey Haerther 1B Alden Carrithers 2B Jermaine Curtis 3B Blair Dunlap OF Brandon Crawford ^DH		

AWARDS AND HONORS

Multiple All-Conference Selections

UCLA has produced 28 players since 1967 who have earned all-conference acclaim at least twice, with four standouts having earned all-conference honors three times (Garrett Atkins, Dennis Delany, Trevor Bauer and Adam Plutko) and one player who earned all-conference honors four times (David Berg).

BEAU AMARAL

All-Pac-12 Team in 2011, 2012

A three-year starting outfielder (2010-2012), Amaral helped lead the Bruins to two College World Series appearances in his three years at the school. As a freshman, Amaral batted a team-leading .354 as he helped lead UCLA to the finals of the 2010 College World Series. He followed that up with a solid sophomore campaign, batting .299 with a team-best 16 doubles and 37 runs, earning All-Pac-10 honors for the first time in his career. In 2012, Amaral batted .313 with a team-best 63 runs as he again earned All-Pac-12 honors and helped the Bruins return to the College World Series.

GARRETT ATKINS

All-Pac-12 Team in 1998, 1999, 2000

Atkins captured All-Pac-10 acclaim each of his three seasons at UCLA. He set the school's single-season freshman batting average record in 1998, hitting at a .383 clip with nine homers and 54 RBI. As a sophomore, Atkins batted .275 with 14 home runs, 18 doubles and 41 RBI. He helped lead UCLA to the NCAA Super Regional at LSU during his junior season, batting .352 with 17 home runs, 72 RBI and 73 runs.

TREVOR BAUER

All-Pac-10 Team in 2009, 2010, 2011

Among the most dominant pitchers in conference history, Bauer secured All-Pac-10 acclaim each of his three seasons (2009-2011). As a junior, he became the first UCLA player to ever win the Golden Spikes Award. That season, Bauer went 13-2 with a 1.25 ERA and a nation-leading 203 strikeouts. He went 12-3 with a 3.02 ERA and a nation-best 165 strikeouts as a sophomore and secured Pac-10 Freshman of the Year honors in 2009, going 9-3 with a 2.99 ERA. Bauer helped lead UCLA to the finals of the 2010 College World Series and back to the postseason in 2011.

DAVID BERG

All-Pac-12 Team in 2012, 2013, 2014, 2015

Berg finished his four-year career at UCLA as arguably the best relief pitcher in NCAA history. He holds the NCAA records for career appearances (175) and single season saves (24), while tying for the NCAA record for single season appearances (51). Berg won the Pac-12 Pitcher of the Year award and the NCBWA Stopper of the Year award twice, taking each honor in 2013 and 2015. He became the first ever reliever to claim the Pac-12 Pitcher of the Year award and is the only two-time winner of the NCBWA Stopper of the Year award. Berg led the conference in ERA three times and is the only pitcher in school history to lead the conference in ERA in back-to-back seasons. He holds a career record of 22-6 with a 1.11 ERA in 266.2 innings and holds the school records for lowest career ERA (1.11), lowest single season ERA (0.68), lowest single season conference ERA (0.22), most career saves (49), most single season saves (24), most postseason appearances (17) and most postseason saves (8). Berg is one of just three players in Pac-12 history to earn all-conference honors four times.

ERIC BYRNES

All-Pac-10 Team in 1995, 1997

A talented four-year starter (1995-1998), Byrnes guided the Bruins to postseason appearances in 1996 and 1997, including to the College World Series in 1997. He batted .324 with nine home runs, 35 RBI and 18 stolen bases as a freshman. Two years later, he posted career numbers with 17 home runs, 60 RBI and 95 runs. Byrnes finished his career as UCLA's all-time leader in runs (235), hits (326) and at-bats (984).

GERRIT COLE

All-Pac-10 Team in 2009, 2010

A three-year starting pitcher (2009-2011), Cole twice earned All-Pac-10 acclaim. As a freshman, he moved into the team's Friday night starter role, going 4-8 with a 3.49 ERA, 104 strikeouts and 38 walks in 95.0 innings. As a sophomore, Cole went 11-4 with a 3.37 ERA, 153 strikeouts and 52 walks in 123.0 innings. Cole led UCLA to the finals of the College World Series in 2010 and back to the postseason as a junior in 2011.

ED COWAN

All-Pac-8 Team in 1975, 1976

A three-year letterwinner for the Bruins (1974-1976), Cowan posted a 10-2 record with a 3.50 ERA as a starting pitcher for the Bruins during his senior campaign. He led the Bruins in strikeouts and wins during his junior and senior years. The two-time all-conference selection finished his UCLA career with a 22-11 record and 4.10 ERA.

TIM DECINCES

All-Pac-10 Team in 1995, 1996

Among the best hitting catchers in program history, DeCinces helped lead the Bruins to the 1996 NCAA Central I Regional at the University of Texas. He posted a career .321 batting average in three seasons (1994-1996), belting 37 home runs and collecting 166 RBI. He led all Pac-10 hitters with 23 doubles in 1995 and 18 home runs in 1996. DeCinces ranks fourth on UCLA's career doubles list (54).

CODY DECKER

All-Pac-10 Team in 2007, 2009

Among the conference's premier power hitters during his four years (2006-2009), Decker led all Pac-10 hitters with 21 home runs in 2009. He earned All-Pac-10 honors in 2007, batting .307 with 14 homers and 57 RBI. As a senior, he batted .322 with 21 homers and 53 RBI. He finished his career sporting a .288 batting average, 47 home runs and 153 RBI.

DENNIS DELANY

All-Pac-8 Team in 1976, 1977, 1978

A four-year standout (1975-1978), Delany led UCLA to the 1976 CIBA title, in addition to second-place finishes in the Pac-8 in 1977 and 1978. As a junior in 1977, Delany posted a team-best .339 batting average, totaling 11 home runs and 37 RBI. The following season, he batted .339 with six homers, 14 doubles and 37 RBI. Delany finished his collegiate career having compiled a .302 batting average.

VENNY GARRISON

All-Pac-8 Team in 1974, 1975

Garrison finished his three-year career (1973-1975) having batted .331 with nine home runs, 17 doubles and 68 RBI. He starred behind the plate for UCLA, blossoming during his junior and senior campaigns. In 1974, Garrison batted .345 with 12 doubles. The following year, he batted .344 with seven home runs and 37 RBI.

TROY GLAUS

All-Pac-10 Team in 1996, 1997

Among the most talented power hitters in school history, Glaus capped his three-year career (1995-1997) with a sensational junior season. In 1997, Glaus led the Pac-10 with 34 home runs (single-season school record), batted .409 and drove in 91 runs. As a sophomore in 1996, Glaus batted .352 with 16 home runs, 17 doubles and 50 RBI. He posted career totals of 62 home runs, 180 RBI, 211 runs scored and a .344 batting average.

JOHN JOSLYN

All-Pac-10 Team in 1985, 1986

A two-year standout for the Bruins (1985-1986), Joslyn was a key player on UCLA's 1986 Pac-10 Championship squad. That season, he batted .347 with 18 home runs and 53 RBI as the Bruins hosted an NCAA Regional. In 1985, Joslyn earned the first of his two All-Pac-10 team honors, batting .370 with six home runs and 42 RBI.

ERIC KARROS

All-Pac-10 Team in 1987, 1988

After playing in just 12 games as a freshman in 1986, Karros made a tremendous impact for the Bruins in 1987 and 1988. In 66 games as a sophomore (1987), Karros batted .312 with eight home runs, 23 doubles and 57 RBI. The following season, he batted .415 with 17 homers, 14 doubles and 54 RBI. Karros finished his three-year career batting .365 with 26 home runs and 123 RBI.

JAMES KAPRIELIAN

All-Pac-12 Team in 2014, 2015

Serving as UCLA's 'ace', Kaprielian led the Pac-12 in strikeouts in back-to-back seasons in 2014 and 2015 to earn All-Pac-12 acclaim. He finished his career ranked fifth in UCLA history in career ERA (2.06) and sixth in career strikeouts (275). In three seasons, Kaprielian went 17-10 over 66 appearances (31 starts) and was selected 16th overall in the 2015 MLB Draft by the Yankees.

SHANE MACK

All-Pac-10 Team in 1983, 1984

A three-year starter for the Bruins (1982-1984), Mack batted over the .300 plateau each season. He posted his best numbers as a sophomore and junior. In 1983, Mack batted .419 with 11 home runs, 60 RBI and 54 runs in 49 games. The following season, he batted .352 with 16 home runs and 53 RBI. Mack was the No. 11 overall selection in the 1984 MLB Draft by the San Diego Padres.

JIM PARQUE

All-Pac-10 Team in 1996, 1997

Serving as the ace of UCLA's 1997-bound College World Series team, Parque had a very strong three-year career (1995-1997). He posted a 28-4 career record on the mound, logging 319 strikeouts in 334.2 innings while recording a 3.55 ERA. As a junior in 1997, Parque went 13-2 with a 3.08 ERA. He led the Pac-10 with 116 strikeouts in 1996 and with 12 wins in 1997.

ADAM PLUTKO

All-Pac-12 Team in 2011, 2012, 2013

After leading the Bruins to two College World Series appearances in three years, including the program's first NCAA title in 2013, Plutko finished his career with the second-most wins in school history (29) while making the second-most starts (52). He also logged the second-most innings pitched (351.1) in UCLA history, and his career ERA of 2.25 and 272 career strikeouts both rank seventh on UCLA's all-time lists. Plutko finished his career with the most postseason wins (7), games started (8), innings pitched (57.2) and lowest ERA (0.94) in school history and was one of just four players in UCLA history to earn All-Pac-12 honors three years in a row. Additionally, Plutko combined with teammate Nick Vander Tuig to compile the most pitching wins by two teammates in program history (56).

DAVE ROBERTS

All-Pac-10 Team in 1992, 1994

Among the best basestealers in UCLA history, Roberts batted over .295 with at least 28 stolen bases in each of his final three seasons. A four-year letterwinner (1991-1994), he led the conference in stolen bases in 1992, 1993 and 1994. He set the school's single-season record with 45 swipes in 1994. Roberts finished his UCLA career with a .325 batting average, 82 RBI, 177 runs and 109 stolen bases.

GARY SANSERINO

All-Pac-8 Team in 1968, 1969

A three-year letterwinner who excelled as a shortstop (1967-1969), Sanserino posted a career .319 batting average, totaling 12 home runs and 98 RBI. He batted .302 with 10 home runs and set a then-school record with 19 stolen bases in 1969, leading UCLA to its first-ever appearance in the College World Series that season.

BILL SCOTT

All-Pac-10 Team in 1999, 2000

Scott established himself in three seasons (1998-2000) as one of UCLA's most successful hitters. He posted career totals of 53 home runs and 173 RBI while batting .392 and leading UCLA to NCAA Regionals in 1999 and 2000. Scott led all Pac-10 hitters with a .421 batting average as a junior in 2000 and led the conference with 28 home runs and 86 RBI in 1999.

CHASE STRUMPF

All-Pac-12 Team in 2018, 2019

Chase slashed .297/.409/.507 as a three-year starter at second base. The power-hitting middle infielder was an All-American in 2018 after batting .363 with 12 home runs and 53 RBIs. He followed that up with a nine-homer, 44 RBI campaign as a junior, serving as one of leaders on the 2019 team that set a program record for wins.

MICHAEL TOGLIA

All-Pac-12 Team in 2018, 2019

Toglia proved himself one of the top power hitters on the west coast over a three-year career at UCLA, posting a .307/.410/.573 slash line with 36 home runs. He ultimately became the first Bruin in nearly 20 years to go in the first round after Colorado selected him No. 23 overall in the 2019 Draft. He had double-digit home runs in both 2018-19, becoming the first Bruin since 2000 to hit 10+ dingers in consecutive seasons.

DON SLAUGHT

All-Pac-10 Team in 1979, 1980

A three-year letterwinner at UCLA (1977, 1979-1980), Slaughter was among the Bruins' most talented hitters during his final two seasons. He batted at a conference-leading .428 clip in 1979, totaling seven home runs, 41 RBI and 38 runs in 45 games as the Bruins' catcher. In 1980, Slaughter batted .292 with four home runs and 34 RBI.

CHASE UTLEY

All-Pac-10 Team in 1999, 2000

Starring as a middle infielder for UCLA from 1998-2000, Utley batted over the .300 plateau with at least 15 home runs in each of his three seasons. He belted 16 home runs as a sophomore (1999) and 22 as a junior (2000). Utley batted .382 with 69 RBI and 81 runs in 2000, helping lead UCLA to an NCAA Super Regional at LSU. He finished his career having batted .342 with 53 home runs, 174 RBI and 182 runs in 179 games.

ERIC VALENT

All-Pac-10 Team in 1997, 1998

UCLA's all-time leader in career home runs (69) and RBI (219), Valent had a sensational three-year career (1996-1998). He batted .339 with 27 home runs and 91 RBI as a sophomore (1997) and followed that season with a .336 average, 30 homers and 73 RBI as a junior (1998). Valent helped lead UCLA to postseason appearances in 1996 and 1997, including the Bruins' second-ever trip to the College World Series in 1997.

WES WHISLER

All-Pac-10 Team in 2002, 2003

One of UCLA's best two-way players during the 2000s, Whisler batted .328 with 18 home runs and 46 RBI as a freshman (2002). That season, he went 5-2 with a 4.06 ERA in 84.1 innings. The following year, Whisler batted .310 with nine home runs and 39 RBI. On the mound, he totaled 53 strikeouts in 82.2 innings. Whisler and teammate Adam Berry tied for the Pac-10 lead in home runs (18) during the 2002 season.

JOEL WOLFE

All-Pac-10 Team in 1990, 1991

A career .348 hitter in three seasons (1989-1991), Wolfe batted at least .320 each year with the Bruins. He batted .320 with two homers and 28 RBI as a freshman. Wolfe batted .376 with 10 home runs and 44 RBI as a sophomore. As a junior, he hit at a .345 clip with six home runs and 47 RBI.

PETE ZAMORA

All-Pac-10 Team in 1995, 1997

A standout for UCLA both on the mound and at the plate, Zamora went 15-6 with a 4.66 ERA in 48 games (31 starts) while batting .310 with 28 home runs and 152 RBI in three seasons (1995-1997). He batted .379 with 16 home runs and 74 RBI as a junior in 1997, helping lead UCLA to the College World Series as a junior that year.

BRUIN TRADITION



◀ 1940 UCLA Baseball

Jackie Robinson spent the 1940 season playing baseball at UCLA. Robinson (far left, top row) played his first game on March 10, 1940. He finished his career at UCLA as the school's first four-sport letterwinner (baseball, football, basketball, track and field).

▼ Gary Adams

UCLA's all-time winningest head coach (below, center), Gary Adams led the Bruins to the 1997 College World Series. That season, UCLA overcame an early loss in NCAA Regional action by winning its next five games in dominating fashion. Adams played at UCLA from 1959-62.



▲ Paul Ellis

Shown here being congratulated by his teammates, Paul Ellis (#19) served as the Bruins' starting catcher in 1989 and 1990. He was a consensus first-team All-America selection and Division I ABCA Player of the Year honoree in 1990.

▶ Bob Andrews

Playing under head coach Art Reichle, Bob Andrews pitched for UCLA from 1948-50 when the Bruins were members of the CIBA.



▲ 2010 UCLA Baseball

The Bruins posted a 51-17 record in 2010, closing the season with UCLA's first-ever trip to the finals of the College World Series in Omaha, Neb. Anchored by starting pitchers Gerrit Cole, Trevor Bauer and Rob Rasmussen, the Bruins took down Cal State Fullerton in the Super Regionals to advance to the College World Series.





2012 UCLA Baseball ▲

Led by the winningest junior class in school history, the 2012 UCLA Baseball team advanced to their second College World Series in three years. The Bruins swept all three games in the Los Angeles Regional before knocking off TCU in the Los Angeles Super Regional.

▲ Jim Parque

Among the top pitchers in the nation in 1997, Parque posted a career 25-11 record with a 3.55 ERA in 334.2 innings (1995-97). He was an integral member of UCLA's 1997 College World Series team.

▶ Dan Guerrero


An infielder on UCLA's baseball team from 1971-73, Guerrero served as UCLA's Athletic Director from 2002-2020.

▼ Chris Chambliss

Chambliss led UCLA to its first-ever College World Series in 1969, posting a team-high .340 batting average with 15 home runs.

2000 UCLA Baseball ▼

UCLA's 2000 team advanced to the NCAA Super Regional in Baton Rouge with the help of (left to right) Chase Utley, Chad Cislak and Bill Scott. The Bruins won the 2000 Oklahoma City Regional that spring.



◀ Garrett Atkins

Among the best hitters to ever play at UCLA, Garrett Atkins posted a school freshman season record .383 batting average in 1998. Two years later, Atkins teamed with Chase Utley to lead UCLA to the 2000 NCAA Super Regional at LSU. The Bruins swept three games at the NCAA Oklahoma City Regional.

▼ 2007 UCLA Baseball

Backed by three standout starting pitching efforts, the 2007 UCLA team swept the NCAA Long Beach Regional, earning its first Super Regional appearance since 2000.



▲ Todd Zeile

One of the premier major leaguers of the 1990s, Zeile batted .331 with 26 homers and 94 RBI for UCLA from 1984-86. Zeile captured All-Pac-10 team honors in 1986, as UCLA advanced to NCAA Regional action at Jackie Robinson Stadium.



1944 – CIBA CHAMPIONS

16-12 overall, 5-3 CIBA (1st Place)

Led by head coach A.J. Sturzenegger, the 1944 Bruins claimed both the Southern California Interscholastic Baseball Association and the California Interscholastic Association titles. No UCLA team had finished with a first-place league standing since 1924. In the words of Sturzenegger, his 1944 squad was “one of the best fielding and hitting teams of Bruin history.”

Team captain and shortstop Bob Brown led UCLA with the bat and anchored the infield before later becoming the president of Major League Baseball’s American League. Pitcher Burt Avedon and catcher Dave Fainer provided the Bruins with a veteran battery combination, while pitcher Nick Russin, outfielders Lyle Palmer and Mike Knauff, and first baseman Jack Myers added some pop to a hard-hitting lineup. Rounding out the infield were third baseman Don Reaume and second baseman Ken Proctor. Warren Hayes was the third member of the outfield. UCLA’s pitching staff revolved around starters Frank Freericks and “Doc Mason,” in addition to Avedon. The bullpen included Sid Gilmore, Baker Garrison, Jack Porter and John Derdivanis. The Bruins ended the season with a four-game win streak, including two over California and two against USC.

1969 – FIRST COLLEGE WORLD SERIES TRIP

42-12-1, 17-4 Pac-8 (1st Place)

Led by future major league star Chris Chambliss, the 1969 UCLA baseball team became the first Bruin squad to reach the College World Series. UCLA finished the season with a 42-12-1 record, losing two heartbreakers at the College World Series in extra innings. Chambliss, who played first base, batted .340 and set a then-school record with 15 home runs, including 10 in conference play. Shortstop Gary Sanserino batted .302 with 10 home runs, establishing a then-school record 19 stolen bases. UCLA’s pitching staff was led by sophomore right-hander Rick Pope, who compiled an 8-0 record and a 1.60 ERA in a team-leading 95.1 innings. Senior right-hander Jim York pitched in a team-high 27 games, collecting 70 strikeouts and 24 walks in 60.2 innings. UCLA’s march to Omaha, Neb., in 1969 began with consecutive shutout victories as the Bruins won 16 of their first 17 games. After opening Pac-8 play with back-to-back losses, UCLA won 17 of its final 19 conference games to secure a 17-4 Pac-8 mark. UCLA entered a best-of-three NCAA Regional having won its previous 11 contests, all in Pac-8 play. The Bruins dispatched of Santa Clara in the NCAA Regional, winning by scores of 7-5 and 2-1. In the College World Series, UCLA fell to Tulsa, 6-5, in 10 innings. The Bruins were eliminated the following day, dropping a 2-1 decision in 12 innings to Arizona State.

THE 1970s – 330-248-2 (.571)

1970 – 26-24-1, 8-7 Pac-8 (3rd Place)

Despite winning just one of their first seven games, the 1970 UCLA ballclub posted a winning record and finished second in the Pac-8. Following the opening 1-6 skid, UCLA rebounded to win seven of its next eight games. Early non-conference wins against Cal Poly, San Diego State and Long Beach State boosted the Bruins’ record as UCLA hovered around the .500 plateau most of the spring. Junior shortstop Ralph Punaro led the Bruins in Pac-8 play, posting a .356 average. Sophomore Earl Altshuler registered a .390 batting average in limited action (32-for-82 at the plate).

1971 – 38-17, 11-6 Pac-8 (3rd Place)

The 1971 season marked the fourth season in UCLA’s last five in which the Bruins won 35 games or more. UCLA won 10 of its first 15 games that spring, posting a 13-0 shutout victory against Cal Poly Pomona in the season opener. Two days later, UCLA routed the College of Sequoias, 30-0. The Bruins opened Pac-8 play winning three of the first four contests, including a win at home against Stanford followed by two victories against California. UCLA continued rolling through their conference late in May, posting two-game series sweeps at Washington and Washington State.

1972 – 32-33-1, 4-14 Pac-8 (4th Place)

UCLA’s 1972 ballclub featured a mid-season nine-game win streak quickly followed by a nine-game losing skid. After hovering near .500 through the first 14 games, the Bruins won 14 of their next 15 to boast a 20-8-1 ledger by March 23. UCLA hit an April swoon, dropping 19 of its next 23 games and sending its record to a pedestrian 24-26-1. Senior outfielder Earl Altshuler led the Bruins at the plate with a .379 batting average along with six home runs, 33 RBI and 45 runs. UCLA’s pitching staff posted a 3.79 team ERA as Steve Smith (1.69 ERA, 63.2 IP), Gary Robson (2.84 ERA, 107.2 IP) and Bruce Baranick (3.05 ERA, 62.0 IP) led the club on the bump.

1973 – 29-24, 7-11 Pac-8 (3rd Place)

The Bruins opened 1973 with wins in 11 of their first 16 games, boasting a 26-13 mark midway through conference play. UCLA took two of three games from Stanford at Sawtelle Field and picked up a series victory at California later that month.



Arthur Reichle
(head coach 1941, 1946-74)



1944 UCLA BRUINS – standing (left to right): Coach A.J. Sturzenegger, Jack Porter, Bobby Brown, Jack “Moose” Myers, Dave Fainer, Trainer “Ducky” Drake. Kneeling: Warren Hayes, Frank Freericks, Miller, Hal Holman, John Derdivanis, Burt Avedon, Manager Dave Tomlinson. Sitting: Wally Finch, Don Reaume, Nick Russin, Lyle Palmer, Ritzman, Mike Knauff. (not pictured: Sid Gilmore).

The Bruins improved their resume, notching non-conference wins over Pepperdine, Cal State L.A., UC Santa Barbara and Cal Poly Pomona. However, the Bruins good fortune ran out in May, as UCLA dropped 11 of its final 14 contests. Bill Hobbs and Tim Doerr led the Bruins offensively – Hobbs batted .356 and Doerr hit at a .348 clip. Bob Adams led the club with 13 home runs, 48 RBI and 10 stolen bases.

1974 – 26-35, 7-11 Pac-8 (4th Place)

In the final year of his 30-year tenure at UCLA, head coach Arthur Reichle led the 1974 Bruins to a fourth-place Pac-8 finish. After opening the season 0-11, the Bruins rebounded to win 11 games in a 14-game window through February and March. Midway through April, UCLA crawled to within three games of the .500 mark (21-24) with series sweeps of Gonzaga and Stanford. In Pac-8 play, the Bruins rolled to series victories against California and Stanford. Second baseman Mike Edwards led UCLA with 14 home runs, 42 RBI and 12 stolen bases. Steve Bianchi posted a 9-4 record, totaling 52 strikeouts in a team-high 96.2 innings.

1975 – 31-22, 7-11 Pac-8 (3rd Place)

A new era of UCLA baseball began as former Bruin captain Gary Adams took over the reins in 1975. Adams, who inherited a squad that finished 26-35 in 1974, guided the 1975 Bruins to a 31-22 mark. UCLA began its season with a first start, winning 11 of the first 13 games and compiling a 28-14 record before hitting a late-season slump. A trio of UCLA outfielders – senior Steve Connors and juniors Venoy Garrison and Dave Penniall – led the Bruins at the plate. Garrison posted a team-high .344 batting average, collecting seven home runs and 37 RBI in 50 games. Connors had the second-highest average (.306) among UCLA’s everyday players and contributed 12 doubles and 30 RBI in 44 games. Penniall, who transferred from Glendale Junior College that season, batted .301 with nine doubles, three home runs and 35 runs. Junior right-hander Ed Cowan anchored UCLA’s rotation, totaling 109 strikeouts and a 9-3 record in a team-high 121.1 innings.

1976 – 35-25, 16-8 CIBA (1st Place)

The 1976 UCLA baseball team captured the program’s first conference title since 1969, defeating crosstown rival USC on the final day of the season to secure the CIBA crown. In a game dubbed “The Miracle of Sawtelle Field”, UCLA defeated the Trojans by scoring three runs in the bottom of the ninth inning. Unfortunately for the 1976 Bruins, the CIBA champion did not earn an automatic berth to the NCAA Tournament, and UCLA was not invited to play in Region 8 postseason play as an at-large selection (Northern Colorado earned an at-large berth). A school-record six Bruins earned All-CIBA Team honors after the season. Junior Robbie Henderson led all Bruin regulars with a .302 average, swatted nine home runs, and finished in a three-way tie for the team lead with 37 RBI. UCLA’s starting rotation featured seniors Steve Bianchi (5-3, 3.86) and Ed Cowan (10-2, 3.50) and sophomore Tim O’Neill (7-4, 3.21). Speed on the basepaths emerged as a pivotal weapon for the Bruins that spring, as UCLA swiped a then-school record 125 bases (later broken in 1992).

1977 – 31-30, 10-8 Pac-8 (2nd Place)

After losing 12 lettermen from the 1976 team, UCLA surprised many by finishing with a respectable 31-30 mark. The Bruins recorded three-game series sweeps in Pac-8 play against California and Stanford before finishing their conference slate at 10-8. Catcher Dennis Delany and outfielder Dave Baker helped provide the most power in UCLA’s lineup that spring. Delany registered 11 homers and 37 RBI, while sporting a team-best .339 average, and Baker belted 10 homers and compiled a team-leading 43 RBI. UCLA’s pitching staff registered a combined 4.14 ERA, as junior right-handers Tim O’Neill and Floyd Chiffer led the way. O’Neill went 6-7 with a 4.00 ERA, posting team-highs of 62 strikeouts and 117.0 innings. Chiffer compiled a 5-2 mark, totaling 61 strikeouts in 86.2 innings.

1978 – 39-20, 9-9 Pac-8 (2nd Place)

The “Baby Bruins” showed signs of maturity, as UCLA finished with 39 wins, the fifth-highest win total in school history (second-highest at the time). The Bruins returned 16 letterwinners and finished second in the conference for the second straight season. UCLA narrowly missed earning a berth in the NCAA Tournament. In a one-game Pac-8 Conference playoff game at Stanford’s Sunken Diamond, Washington State clubbed a three-run walkoff homer with two outs in the bottom of the ninth to end

UCLA BASEBALL HISTORY

UCLA's season. The Bruins were able to force the one-game playoff by salvaging the final game of a three-game series against USC in the final contest of the regular season. After dropping the series opener, 1-0, and losing the second game, 7-6, UCLA responded by edging the Trojans, 9-8. Individual highlights that season included right-hander Floyd Chiffer's dominant senior campaign. Chiffer, who posted the lowest ERA in Pac-8 competition (1.60), finished the year with an 11-3 record and 84 strikeouts in a team-best 120.0 innings. Sophomore right-hander Tim Leary went 5-5 in 17 games (13 starts), recording a team-best 88 strikeouts and a 3.42 ERA in 94.2 innings. Offensively, UCLA stole 101 bases, the fifth-highest total in school history. Junior outfielder Mike Carpenter catalyzed UCLA at the plate with a team-leading .343 batting average and 36 stolen bases.

1979 – 43-18, 21-9 Pac-10 (1st Place)

With the addition of Arizona and Arizona State to the conference, the Pac-10 Southern Division (6-Pac) became the toughest league in college baseball. The frustrations of 1977 and 1978 were erased, as UCLA cruised through the conference and earned the automatic playoff berth as Pac-10 Champions. UCLA recorded its best record since 1969 and competed in the West Regional at Fresno State, finishing second to eventual NCAA Champion Cal State Fullerton. The Bruins won their first three games to earn a berth in the finals before losing a doubleheader to Cal State Fullerton. Highlights of the season included UCLA's first-ever three game sweep of USC and being ranked No. 1 in the nation by *Collegiate Baseball*.

The Bruins rewrote the school record book, led by *Sporting News* All-America selections Tim Leary and Jim Auten. Leary set then-school records with 145.2 innings, 12 wins, and eight conference wins (since tied). He was the second player picked in the 1979 MLB Draft, the highest pick in school history. Auten set a then-NCAA record with 29 home runs and established a then-school record with 78 RBI. Catcher Don Slaught, who was selected an Academic All-American along with Leary, broke the UCLA batting average record and won the Pac-10 batting title with a .428 overall mark. The Bruins set a school record with a .320 overall batting average (that record was broken in 1997). UCLA had eight players taken in the MLB draft, the highest total in the nation that season. Six of those eight later saw action in the big leagues.

THE 1980s – 317-278-6 (.532)

1980 – 31-22-3, 15-15 Pac-10 (3rd Place)

Despite having to replace two All-Americans (Tim Leary, Jim Auten) from their 1979 team, the 1980 Bruins managed to compete for the Pac-10 title until the season's final weekend. Due to unfinished construction at Jackie Robinson Stadium, the Bruins practiced on the school's intramural field and played their "home" games at Pepperdine in 1980. UCLA compiled a winning record for the sixth straight season, finishing two games behind conference co-champions California and Arizona. The pitching staff posted a 3.55 ERA, as UCLA won eight of its final 10 games, including wins in the season's final three games against USC. Junior right-hander Eric Broersma hurled two complete games, going 10-2 with a team-low 2.24 ERA in 17 games (14 starts). Senior left-hander Herb Fauland tallied a team-best 10 saves, recording 40 strikeouts and a 2.91 ERA in 58.2 innings. Six Bruins were selected in the MLB Draft that year, including second-rounder Matt Young (Seattle).

1981 – 21-35, 7-23 Pac-10 (6th Place)

The good news was that UCLA opened up newly built Jackie Robinson Stadium in 1981, but the bad news was that the Bruins suffered through their first losing season since 1974. UCLA's 21-man traveling roster featured seven freshmen that season. Outfielder Vince Beringhele had a strong freshman campaign, finishing second on the team with a .337 average. He totaled three homers,

22 RBI and 39 runs and drew a team-high 45 walks. First baseman Greg Norman provided the power, registering team-highs with nine home runs, 47 RBI and 42 runs. Senior outfielder David Montanari led the Bruins with a .374 average, starting all but two contests. UCLA won 11 of its final 21 games, including a conference series victory at Stanford.

1982 – 38-27, 11-19 Pac-10 (4th Place)

In 1982, UCLA rebounded with its seventh winning season in eight years, finishing 11 games over the .500 plateau. UCLA jumped out to a 13-1 start, rising as high as No. 3 in national polls. The Bruins won 17 of their first 21 games before finishing the season with 21 wins in their final 44 contests. The team's early-season success was fueled by a 10-game win streak in February. Midway through the spring, UCLA dropped out of the polls before finishing fourth in the Pac-10. Outfielder Brian Graham earned All-Pac-10 Southern Division Team accolades, having logged team highs in batting average (.337), hits (85), stolen bases (22) and at-bats (251). Outfielder Vince Beringhele followed his successful freshman campaign with an equally strong sophomore season, batting .338 with three home runs, 13 doubles and 61 RBI. Senior left-hander Colin Ward led the starting pitchers with a 4.51 ERA in a team-high 121.2 innings.

Eric Karros, a three-year Bruin letterwinner (1986-88), set the Los Angeles Dodgers' career home run record with 270 round-trippers.

1983 – 28-24-1, 12-18 Pac-10 (5th Place)

UCLA finished fifth in the Pac-10's Southern Division after having improved its conference win total by one game. The Bruins batted at a combined .320, tying the then-school record. Outfielder Shane Mack had a strong sophomore campaign, leading UCLA with a .419 batting average, the second highest single-season mark in program history at the time (currently, fourth). Mack, a future major league ballplayer, earned first-team All-America honors from Baseball America and the American Baseball Coaches Association (ABCA), after leading the Bruins in home runs (11), RBI (60), hits (88), runs (54) and total bases (138). UCLA sustained a winning record throughout the season, reaching as high as nine wins over .500 twice (17-8-1). The Bruins won two of three Pac-10 games at Arizona State in March and captured four wins in five games against California. Sophomore right-hander Jeff Pries tossed two complete game shutouts, a feat that would not be duplicated by a UCLA pitcher until 2008 (Tim Murphy). Pries finished the season with a 7-6 record and 4.46 ERA in 19 games (18 starts).

1984 – 28-32, 8-22 Pac-10 (6th Place)

For the second straight spring, junior Shane Mack's phenomenal play highlighted UCLA's season. Mack captured first-team All-America honors for the second consecutive year before leading the USA Olympic Baseball Team to a silver-medal finish at the 1984 Olympic Games in Los Angeles. Mack finished UCLA's 1984 campaign with a team-leading 16 home runs and 36 RBI, hitting at a .352 clip. Despite the team's vaunted "Mack Attack," UCLA finished 28-32 with a sixth-place finish in the Pac-10's Southern Division, marking just the second losing season in head coach Gary Adams' 15 years at the helm. Right-hander Jeff Pries followed his strong sophomore season with a valiant effort as a junior, hurling three complete games (including one shutout) while logging a 5-5 record and 4.01 ERA in 15 games (14 starts).

1985 – 34-30-1, 13-17 Pac-10 (5th Place)

UCLA finished the season with a winning record, as the Bruins were bolstered by the strong play of sophomore catcher Todd Zeile, junior designated hitter John Joslyn and junior first baseman Gary Berman. Zeile assumed starting catching duties and finished the season with a .333 average in 54 games, totaling a team-high 12 home runs. Joslyn led UCLA with a .370 average in 57 games, and Berman batted .301 in a team-high 232 at-bats. Season highlights included winning four of six games from College World Series participant Arizona, capturing five of six games from USC, defeating Arizona State for the first time in 15 tries (winning a three-game series in Los Angeles), and knocking then-No. 1 Stanford out of the top spot by winning one and losing two close games at Sunken Diamond in Palo Alto, Calif. UCLA concluded its regular season with seven wins in its final 10 contests.



The 1986 UCLA baseball team advanced to the NCAA Western Regional after sweeping Arizona State and USC in May. Starring on the '86 squad (left to right) included Steve Hisey, Todd Zeile, Bill Haselman, Torey Lovullo and John Joslyn.

1986 – 39-23, 21-9 Pac-10 (1st Place)

The Pac-10 title returned to UCLA for the first time since 1979, as the Bruins captured the 1986 conference crown with a 21-9 Pac-10 mark. UCLA's 1984 freshman class that had been rated as the nation's No. 2 recruiting class by *Collegiate Baseball* (Torey Lovullo, Todd Zeile, Steve Hisey, Bill Wenrick, and Dana Ridenour) matured to help produce a conference champion. Jackie Robinson Stadium served as host for the NCAA West Regional, where the Bruins dropped their first two postseason games. Loyola Marymount emerged as the Regional Champion, defeating Hawaii to secure a berth in the College World Series.

After 35 games, UCLA owned a 7-4 Pac-10 record and a 22-13 overall mark. The Bruins won 11 of their final 13 regular-season games, including their last seven. Lovullo captured Pac-10 Co-Player of the Year honors with Sanchez after totaling 16 home runs and 65 RBI while posting a .317 batting average. Sanchez led all Pac-10 pitchers with a 16-3 overall record, including an 8-1 mark against Pac-10 foes. He struck out 142 batters in 139.1 innings, the top mark in the conference that spring. In Pac-10 play, Sanchez won his last seven decisions, throwing a complete game victory against each conference team. For the first time in seven seasons, UCLA led the Pac-10 in home runs (103). The Bruins' "Bomb Squad" (pictured below) featured five players who belted 10 or more home runs – Nos. 2 through 6 in the lineup consisted of Torey Lovullo (16), Billy Haselman (11), John Joslyn (18), Steve Hisey (14) and catcher Todd Zeile (13).

1987 – 40-25-1, 16-14 Pac-10 (2nd Place)

UCLA finished second in the Pac-10's Southern Division, going 40-25-1 with an appearance in the the NCAA West II Regional Final at Arizona State. The Bruins soared as high as 19 games over .500 at several points in the spring before playing five games in NCAA Regional play. UCLA advanced to the Regional Final against host Arizona State with a series-opening victory against Hawaii, 12-11. Following a 9-3 loss to the Sun Devils one day later, UCLA registered two wins in one day – versus Hawaii (16-7) and Pepperdine (21-5) – to force a winner-take-all contest against Arizona State. The Sun Devils ended the Bruins' season before over 8,000 fans with a 14-4 win on May 25.

Senior Torey Lovullo became the first player in conference history to repeat as Pac-10 Player of the Year. The Bruins' veteran second baseman also became the program's first-ever consensus All-America selection (ABCA, Baseball America, Sporting News). Lovullo broke the then-school career records in at-bats (856), hits (266), runs (211), home runs (51), RBI (188) and walks (180, still stands as UCLA record). That spring, UCLA led the Pac-10 in home runs, breaking the previous league record with 116 round-trippers. The Bruins also tied a then-NCAA record with 10 grand slams. By season's end, Billy Haselman (Texas) and Alex Sanchez (Toronto) were both selected in the first round of the MLB Draft.

1988 – 31-28, 12-18 Pac-10 (5th Place)

Limited pitching depth hindered UCLA from making its third straight appearance in the NCAA Tournament in 1988. The Bruins finished with a 5.30 team ERA and narrowly missed a third-consecutive postseason berth, as fourth-place USC advanced to NCAA Regional play with a 13-17 conference mark. UCLA won eight of its first 10 games, pushing its ledger to 28-20 late in the season. Senior left-hander Mike Magnante compiled a 14-4 overall record and 3.93 ERA in a team-high 137.1 innings, earning All-Pac-10 team honors and Academic All-America accolades. Junior first baseman Eric Karros used a terrific second half to establish a then-single-season record of 100 hits. The future major leaguer posted team-highs with a .415 average, 17 home runs and 54 RBI. Karros won the Pac-10 batting crown and earned All-Pac-10 honors before being selected in the sixth round of the 1988 MLB Draft by the Los Angeles Dodgers.

1989 – 27-32, 10-20 Pac-10 (5th Place)

UCLA dropped its first eight Pac-10 games and never recovered in the spring of 1989. In just the third losing season in the Adams' era, injuries and illnesses took a toll on the Bruins, as 14 of 27 players missed at least one week of action due to illness or injury. One of the most devastating losses was Charlie Fiacco, the team's home run and RBI leader. Fiacco missed the final 18 games with torn ligaments in his right knee. The pitching staff's 4.54 ERA marked the ballclub's lowest since 1980, when the Bruins compiled a 3.55 mark. UCLA's 113 steals were the most by a Bruin ballclub since 1976, when UCLA recorded 120 steals. Six Bruins finished the season with at least 10 stolen bases, as Robbie Kattzaroff led the way on the basepaths for UCLA, swiping 33 bases.

THE 1990s – 331-282-1 (.540)

1990 – 41-26, 14-16 Pac-10 (4th Place)

A season full of surprises, UCLA's 1990 campaign marked just the fourth 40-win season in program history at the time (two since). Ranked in just one preseason poll (No. 20 by The Sporting News), UCLA compiled 41 wins, its most in one season since 1979. The Bruins finished third in the six-team Midwest Regional at Wichita State, losing to eventual

regional champion Georgia Southern, 5-4, on the final day of the tournament. A starting rotation that featured Dave Zancanaro, Tim Lindsay and Pete Janicki developed into one of the top Pac-10 staffs. Zancanaro led the club with 11 wins and eliminated defending NCAA Champion Wichita State on its home field in the Midwest Regional. Lindsay led the club in starts (20), complete games (7) and innings pitched (149.0). His innings total led the Pac-10 and set a new UCLA record that would be eclipsed two years later by Janicki. One of the team's hottest pitchers down the stretch, Janicki won his final eight decisions and earned Freshman All-America honors from Baseball America.

Paul Ellis, Chris Pritchett, and Joel Wolfe formed the "Awesome Threesome." Ellis, the 1990 Pac-10 Co-Player of the Year, enjoyed a dream season by leading the nation with 29 home runs and tying the school record set by Jim Auten in 1979. He set a school record with 83 RBI, only to have that record broken one year later by Ryan McGuire. Ellis became only the second player in league history to hit at least one home run in every Pac-10 ballpark (Mike Soddors of Arizona State had done so in 1981). After the season, Ellis became the second player in school history to earn consensus All-America honors (first-team All-America from Baseball America, The Sporting News and the American Baseball Coaches Association). The ABCA named Ellis the Division I College Baseball Player of the Year.

1991 – 29-30, 13-17 Pac-10 (4th Place)

UCLA had terrific performances at the Olive Garden Classic (Kissimmee, Fla.) and the Oscar Mayer Classic (Minneapolis, Minn.). UCLA won the tournament in Florida the second week of February and finished in a three-way tie at the Oscar Mayer Classic during the final weekend in March. For the first time in program history, the Bruins swept Stanford at Sunken Diamond. Joel Wolfe helped key UCLA's offense, leading the team with a .345 batting average and 35 stolen bases, a single-season total that ranked second at the time. Chris Pritchett led UCLA with 18 home runs and 57 RBI before earning first-team All-Pac-10 accolades at the end of the season.

1992 – 37-26, 14-16 Pac-10 (3rd Place)

In a season filled with surprises, UCLA finished in a tie for third place in the Pac-10's Southern Division after having been selected to finish last (sixth) in the conference's preseason poll. Ranked in the top 25 through much of the season, UCLA closed the year with an NCAA Mideast Regional berth at Mississippi State. In Starkville, Miss., the Bruins came within one game of reaching the College World Series. After a dropping their first game to Oklahoma, the Bruins rebounded with wins over Clemson (6-5) and Yale (8-0). The Bruins defeated host Mississippi State, 3-2, to advance to the championship game, where they were shut down by Oklahoma, 10-0. UCLA's regular-season schedule featured 34 games came against teams which advanced to the postseason. Five of six Pac-10 Southern Division teams advanced to NCAA Regionals. UCLA's offense was

led by freshman All-American Mike Mitchell (.351, 12 HR, 36 RBI) and All Pac-10 selection David Roberts (.331, 85 hits, 36 SB). Veterans Ryan McGuire (.316, 14 HR, 61 RBI) and Michael Moore (.338, 8 HR, 14 SB) impressed throughout the 1992 campaign. Pete Janicki led UCLA on the mound, earning Pac-10 Pitcher of the Year accolades with a 9-4 record, 3.53 ERA and 150 strikeouts. Gabe Sollecito made an impact as a sophomore (transfer), setting a school single-season record with 12 saves.

1993 – 37-23, 17-13 Pac-10 (2nd Place)

UCLA made its third postseason trip in four years, advancing to the NCAA Central I Regional at Texas A&M. After victories over Lamar and North Carolina, the Bruins were eliminated with losses to Texas A&M and North Carolina. Consensus All-America selection and Pac-10 Player of the Year Ryan McGuire recorded a .376 batting average, totaling 26 home runs, 91 RBI, 71 runs and 14 stolen bases. On the mound, McGuire posted a 3-0 record, two saves, 29 strikeouts and a team-best 1.73 ERA in 26.0 innings. Third baseman Adam Melhuse and second baseman David Ravitz both gained All-Pac-10 honors after having banner seasons. Melhuse batted .344 with 10 home runs and 50 RBI. Ravitz hit .324 with six home runs and a team-leading 19 doubles, establishing a school single-season record with 15 doubles in Pac-10 play. Outfielder David Roberts was one of four position players to play in all 60 games, batting .296 with 28 stolen bases in 36 attempts. Staff ace Tim Kubinski led UCLA with an 11-3 record, posting a 4.03 ERA and totaling 86 strikeouts and four complete games. Jon Van Zandt served as UCLA's second starter on the weekend, leading the Bruins with five complete games, going 7-7 with a 5.70 ERA in 17 games. Gabe Sollecito split time between the bullpen and the starting rotation, finishing the season with a 4-3 record, nine saves and a 3.94 ERA.

1994 – 22-36, 11-19 Pac-10 (5th Place)

The Bruins opened the 1994 season by losing seven of their first 11 games. UCLA inched closer to respectability, going 15-14 down the stretch, including six wins in their final eight games. Senior David



Dave Roberts (1991-94) owns the single-season and career stolen bases records with 45 steals in 1994 and 109 overall.

UCLA BASEBALL HISTORY

Roberts became UCLA's career stolen bases leader (109), collecting a school single-season record with 45. Roberts led all Bruins that spring with a .353 batting average and secured All-Pac-10 Team honors for the third consecutive season. The future major league outfielder led the conference in stolen bases for a third straight year. Catcher Tim DeCinces earned Freshman All-America honors, batting .305 with six home runs, a team-best 48 RBI and 15 doubles. Junior first baseman Mike Mitchell hit at a .339 clip with a team-leading 12 home runs, 19 doubles and 46 RBI. Brian Stephenson headed the weekend rotation, going 5-5 with a 4.97 ERA in 105.0 innings.

1995 – 29-28, 12-18 Pac-10 (5th Place)

UCLA's 1995 ballclub managed just six wins in its final 17 games, eliminating the team from postseason contention. A sweep over UNLV in the season's final weekend helped push UCLA's mark above .500. Sophomore catcher Tim DeCinces led UCLA with a .315 average, 13 home runs and 51 RBI. He secured All-Pac-10 Team honors and earned second-team Smith Super Team accolades. Freshman right fielder Eric Byrnes, an All-Pac-10 Team selection and freshman All-America honoree (Baseball America, Collegiate Baseball) batted .324 with nine home runs and 18 stolen bases. Freshman first baseman and pitcher Peter Zamora was named an All-Pac-10 Team selection, hitting .295 with six home runs and 48 RBI. The top freshman two-way player belted game-winning home runs on consecutive days against Arizona (April 14, 15). Additionally, he logged a 2.76 ERA on the mound, going 3-3 with five saves. Junior third baseman Zak Ammirato finished the season riding a 19-game hitting streak. The pitching staff was led by freshman left-hander Jim Parque, who struck out 84 batters in 90 innings, placing him second in the Pac-10 in strikeouts per nine innings.

1996 – 36-28, 16-14 Pac-10 (3rd Place)

UCLA advanced farther than any West Coast ballclub in 1996, falling one game short of a trip to the College World Series. The Bruins opened the year with a preseason No. 10 ranking before rising to as high as No. 4 after a 14-6 start. UCLA opened Pac-10 play with consecutive home series wins over Stanford and California and had won four of five conference series by the end March. The Bruins opened their April slate with a sweep at California, dropped two of three games at home to Arizona and salvaged two games in a three-game set against Arizona State. A win at Nevada on the final day of the regular season snapped a five-game losing streak, and the Bruins opened the NCAA Central I Regional at the University of Texas as a No. 4 seed.

At Texas, UCLA upset the host Longhorns in both teams' regional opener with southpaw Jim Parque on the hill. The Bruins received key at-bats from third baseman Zak Ammirato and junior catcher Tim DeCinces. After dropping game two to Southwest Missouri State, UCLA rallied twice the next day with wins over Sam Houston State (10-8) and Southwest Missouri State (9-4, 10 inn.).

In the latter contest, the Bruins rallied with two runs in the eighth inning on an Ammirato homer, handing UCLA a 4-3 advantage, before Southwest Missouri State tied the contest in the ninth and loaded the bases with two outs. Junior Kevin Sheredy escaped the ninth-inning jam, and in extra innings junior outfielder Jon Heinrichs tripled home one run before DeCinces belted a grand slam. Miami upended the Bruins the following night in the Regional Final, 8-4. DeCinces caught fire in his final month as a Bruin, batting .500 (30-for-60) with nine home runs. Infielder Troy Glaus capped a memorable sophomore season with a .352 average, 16 home runs and 50 RBI before heading to the 1996 Summer Olympics in Atlanta. Parque finished the season 9-3 with a 3.72 ERA and 116 strikeouts.

1997 – 45-21-1, 19-11 Pac-10 (2nd Place) – CWS APPEARANCE

The players from UCLA's highly-regarded 1995 recruiting class all had experience under their belts, as the Bruins opened their 1997 campaign ranked No. 2 in Collegiate Baseball's preseason poll. By season's end, UCLA had advanced to the College World Series for the second time in school history (first time since 1969), setting single-season program records in wins (45, since broken), home runs (142) and runs scored (631).

UCLA's march to Omaha began with a bang – the Bruins won 20 of their first 23 games, amassing a 20-2-1 record entering the month of March. With a powerful batting lineup bolstered by juniors Troy Glaus, Eric Byrnes, Peter Zamora and Nick Theodorou and sophomore Eric Valent, UCLA slugged its way to a 19-11 Pac-10 mark, good enough for a second-place finish. After opening conference play by winning two of three games against Arizona State, UCLA swept the Hormel Foods Classic at the Metrodome (Minneapolis, Minn.), posting double-digit run total in each of three games.

The top-seeded team in the NCAA Midwest Regional, UCLA entered postseason play with a 40-18-1 record. After dropping their first game to Harvard, 7-2, the Bruins responded in grand fashion. UCLA won five elimination games by several lopsided margins. After crushing Ohio, 15-1, the Bruins edged Tennessee, 5-3. In a rematch against Harvard, UCLA won 14-9 before making a statement against host Oklahoma State on May 25. Playing at OSU's Reynolds Stadium, the Bruins punched their ticket to Omaha with a 14-2 victory in the afternoon before winning,

22-2, that evening. Valent earned NCAA Regional MVP honors after blasting six homers in six games. Theodorou was electric at the plate, going 16-for-24 with eight runs, five RBI and five walks in six games (.714 on-base percentage).

UCLA came up short in Omaha, dropping its two contests in the College World Series. In the team's opener, the Bruins overcame a late 3-1 deficit, tying the contest with two runs in the bottom of the ninth to force extra innings. Playing as the visiting team, Miami broke the tie with a four-run 12th inning to advance in the winner's bracket. Two days later, UCLA lost an elimination game to Mississippi State, 7-5. Byrnes and Theodorou each had two hits in both College World Series games.

Five Bruins earned All-America honors and seven players captured All-Pac-10 Team accolades. Glaus was named Pac-10 Player of the Year, compiling a team-best .409 average with a conference-leading 34 home runs. Glaus also established the Pac-10 single-season total bases record (227). Senior Jon Heinrichs was the top leadoff hitter in the nation, totaling 28 homers and 79 RBI. On the mound, Parque (13-2, 3.08 ERA) and sophomore Tom Jacquez (10-4, 3.06 ERA) provided one of the nation's most powerful 1-2 punches. The left-handed Zamora performed best down the stretch, finishing with a 6-2 overall mark. Junior Jake Meyer tallied eight saves, and freshman Rob Henkel recorded 49 strikeouts in 41.2 innings as UCLA's primary setup reliever. UCLA earned its first No. 1 ranking by Collegiate Baseball since 1979 and captured its first-ever No. 1 ranking by Baseball America after winning all three contests at the Hormel Foods Classic on March 2.

1998 – 24-33, 11-19 Pac-10 (5th Place)

The 1998 Bruins welcomed the top-ranked incoming class, as rated by Collegiate Baseball. Freshman pitchers accounted for 67 percent (328.2 IP) of the team's total innings, as the Bruins' weekend rotation (Ryan Carter, Chad Cislak and Paul Diaz) and the team's closer (Bobby Roe) consisted exclusively of freshmen. While the Bruins welcomed back seniors Eric Byrnes and Nick Theodorou, both key contributors to UCLA's run to the 1997 College World Series, the team managed to win just 11 of its first 33 games. Among the season's highlights included junior Eric Valent capturing Pac-10 Player

of the Year honors. Valent also secured first-team All-America acclaim from four publications, totaling a team-leading 30 home runs and batting .336. Freshmen Garrett Atkins and Chase Utley each had sensation rookie campaigns in Westwood. Atkins set a school record with a 33-game hitting streak, and his .383 batting average was the highest-ever by a freshman at UCLA. Utley set the school's freshman season record with 15 home runs, and left-hander Bobby Roe set a UCLA freshman season record with seven saves.

1999 – 31-31, 13-11 Pac-10 (Tie – 3rd Place)

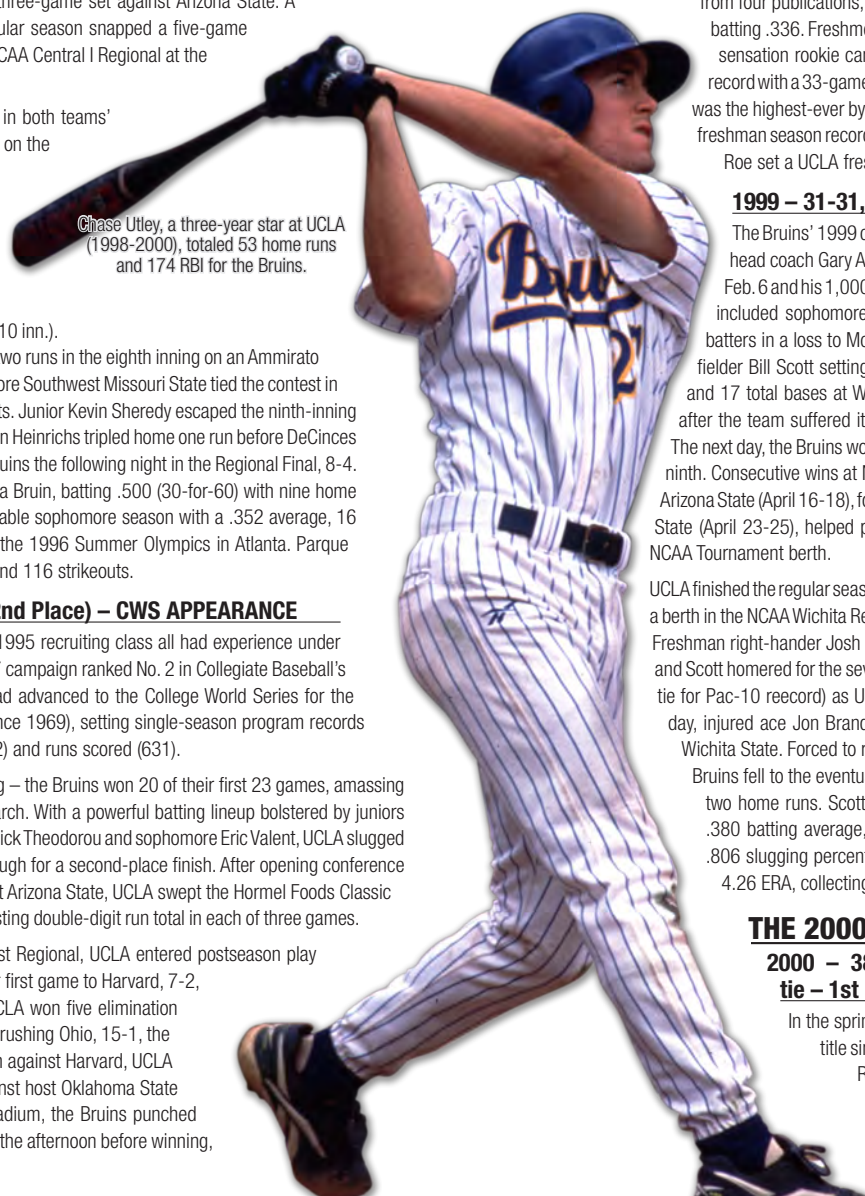
The Bruins' 1999 campaign began with several milestones, as head coach Gary Adams recorded his 800th career victory on Feb. 6 and his 1,000th career win on March 13. Other highlights included sophomore right-hander Jon Brandt striking out 17 batters in a loss to McNeese State (Feb. 12) and sophomore left fielder Bill Scott setting school records with four homers, 11 RBI and 17 total bases at Washington (March 30). UCLA's tide turned after the team suffered its eight straight loss at California (April 2). The next day, the Bruins won 13-10, scoring nine runs in the top of the ninth. Consecutive wins at No. 10 Arkansas (April 6, 7) and sweeps of Arizona State (April 16-18), for the first time since 1986, and Washington State (April 23-25), helped propel UCLA within striking distance of an NCAA Tournament berth.

UCLA finished the regular season tied for third place in the Pac-10, earning a berth in the NCAA Wichita Regional (first year of Super Regional format). Freshman right-hander Josh Karp pitched brilliantly in his playoff debut, and Scott homered for the seventh consecutive game (school record and tie for Pac-10 record) as UCLA beat Oklahoma State, 12-6. The next day, injured ace Jon Brandt went the distance in a 4-2 loss to host Wichita State. Forced to rematch Oklahoma State later that day, the Bruins fell to the eventual regional champs, 17-10, despite Scott's two home runs. Scott finished the season leading UCLA with a .380 batting average, 28 home runs, 86 RBI and a staggering .806 slugging percentage. Karp went 8-3 on the season with a 4.26 ERA, collecting 109 strikeouts in 107.1 innings.

THE 2000s – 298-298 (.500)

2000 – 38-26, 17-7 Pac-10 (Three-way tie – 1st Place)

In the spring of 2000, UCLA captured its first Pac-10 title since 1986 and advanced to the NCAA Super Regionals in the second year of college baseball's new postseason format. Led by



Chase Utley, a three-year star at UCLA (1998-2000), totaled 53 home runs and 174 RBI for the Bruins.

UCLA BASEBALL HISTORY

All-America selections Garrett Atkins, Bill Scott, Chase Utley and Forrest Johnson, the Bruins began their 2000 campaign in grand style, as first baseman Eric Reece became the first UCLA ballplayer to hit for the cycle on Opening Day. UCLA won six of its first seven games and was ranked as high as No. 2 in the national polls.

After a slump that saw UCLA lose nine of 10 contests, the Bruins fought back to win 20 of their next 25 games. In that 25-game span, left-hander Rob Henkel set a UCLA record by striking out 16 batters in consecutive appearances (against Bradley and Harvard) to earn National Player of the Week honors. Henkel fanned a school-record 18 batters in the team's Pac-10 opener against Washington, capturing National Player of the Week honors again. The Huskies snapped UCLA's eight-game win streak, but the Bruins continued to cruise with wins in nine of their next 11 games.

UCLA continued its Pac-10 slate with a three-game series victory against USC, salvaging the second and third contests at home. In game two, UCLA routed the Trojans, 15-5, on national television (April 8). Karp pitched a three-hitter, notching a career-high 12 strikeouts. Against Arizona State (April 22), he limited the heavy-hitting Sun Devils to two hits through 7.1 innings. Utley hit two home runs to lead the Bruins, 13-3, in their only win over Arizona State. Scott drove in a team-high eight RBI against Washington State (April 30), going 4-for-6 with two homers and one triple in a 14-1 rout. UCLA belted six round-trippers against California (May 6).

After sweeping Arizona (May 13-15), UCLA secured a share of the Pac-10 title on May 19, defeating Stanford, 10-9 before a record crowd at Sunken Diamond. The Bruins scored four runs in the bottom of the seventh, tying the game (9-9) on home runs by Utley and Jim Hemming. Scott scored the game-winning run on a bases loaded wild pitch in the ninth. UCLA registered a 17-7 Pac-10 record and a share of the conference title with Stanford and Arizona State.

In postseason play, UCLA swept the Oklahoma City Regional, defeating Delaware, 13-12, in the opening game, before routing Oklahoma on back-to-back days. LSU awaited the Bruins at the NCAA Super Regionals in Baton Rouge, La., and the Tigers silenced UCLA's offense. In game one, LSU blanked the Bruins, 10-0. In the elimination game, the Bruins rallied from a 10-0 deficit, clawing to within four runs (12-8). LSU advanced to Omaha with an eventual 14-8 victory. Scott and Utley both secured first-team All-America honors, and five Bruins were named to the All-Pac-10 Team.

2001 – 30-27, 9-15 Pac-10 (7th Place)

UCLA shook off an 0-2 start in 2001 to reel off eight consecutive wins, highlighted by a 4-3 victory over No. 1 USC (Feb. 16). Before a regional television audience, junior Adam Berry smashed a game-winning, three-run home run to left with UCLA down to its final strike. The Bruins rolled through their non-conference schedule, then knocked off top-ranked Stanford at Sunken Diamond in the first game of a Pac-10 series to improve to 21-9 overall. A series win at home against Washington (April 12-14) brought UCLA back to .500 in Pac-10 play and pushed the team's overall record to 25-12. The season's turning point came in the opening game of a road trip at No. 1 Cal State Fullerton (April 18). UCLA let an eight-run lead slip away, before Cal State Fullerton claimed an 11-10 win in 14 innings. The Bruins went 0-8 on the road trip, having been swept by Kansas State and USC. UCLA broke its mid-season skid by winning the rematch with Cal State Fullerton (May 9), by a 9-3 margin for the team's third victory over a No. 1-ranked team that year. Senior Brian Baron registered a school-record .443 batting average and collected 105 hits, earning first-team All-America honors from Baseball Weekly, Collegiate Baseball and the National Collegiate Baseball Writers' Association. Junior Josh Karp led the pitching staff in victories (5), innings (80.0) and strikeouts (92), before being selected sixth overall in the first round of the 2001 MLB Draft. Sophomore Kevin Jerkens topped the Pac-10 with 31 relief appearances.

Third baseman Jermaine Curtis (2006-08) helped lead UCLA to three straight postseasons for the first time in school history.

2002 – 26-35, 9-15 Pac-10 (Tie – 7th Place)

UCLA opened its 2002 season with a loss to UC Irvine's reinstated baseball program before winning two of three contests each against Gonzaga and Florida Atlantic. The series with Florida Atlantic began a five-game winning streak, including a three-game sweep at Hawaii-Hilo. UCLA won six of nine games through the first two weeks of March, including two wins at 2001 College World Series participant Tulane. Having hovered near the .500 plateau through the first 25 games, the Bruins entered a six-game skid from which they never recovered. UCLA pulled its record to 25-29 with two weeks to go in the season before closing the year 26-35. Outfielder Adam Berry and first baseman Wes Whisler led the Pac-10 with 18 home runs. In fact, Whisler set the school record for home runs in a season by a freshman. Berry was named a semifinalist for the Dick Howser Award, an honor awarded to the nation's top collegiate baseball player. A standout at the plate and on the mound in 2002, Whisler earned Pac-10 Freshman of the Year accolades and was named to Baseball America and Collegiate Baseball's All-Freshman teams. Ben Francisco (.368, 6 HR, 37 RBI) and Rashad Parker (.286, 4 HR, 14 RBI) were both selected in the 2002 MLB Draft.

2003 – 28-31, 11-13 Pac-10 (Tie – 5th Place)

Similar to 2002, the Bruins had trouble putting together wins on a consistent basis, reaching a three-game win streak just once. After opening the year with a 17-16 mark through, UCLA never again kept its record over the .500 plateau. At the Dominos Pizza Aggie Baseball Classic, UCLA went 3-3 with a second-place finish behind host institution Texas A&M. Playing at the Kia Baseball Bash at Cal State Fullerton one week later, UCLA defeated defending national champion Texas, 13-2, before routing Tulane, 12-2, the following day. A seven-game losing streak dropped UCLA out of reach of the Pac-10 title during the first two weeks in April. The Bruins ended their skid at No. 4 Arizona State, rattling off consecutive extra-inning wins to hand the Sun Devils a Pac-10 series loss on their turf. UCLA concluded the season on a high note, as Brandon Averill hit for the cycle in the final game of the season at Washington State (May 25). Sophomore two-way player Wes Whisler earned first-team All-Pac-10 honors for the second consecutive season and was named a third-team All-America by CollegeBaseballInsider.com. Brett McMillan was honored as a Freshman All-American by Collegiate Baseball.

2004 – 35-29, 14-10 Pac-10 (Tied – 3rd Place)

UCLA earned a trip to the NCAA Tournament in 2004, the final year of head coach Gary Adams' 30-year tenure as the Bruins' skipper. The road to the postseason began with a 4-1 season-opening victory against UC Riverside before the Bruins took the first two of three games against Fresno State. The Bruins motored to an 11-3 record before opening a stretch of six straight games against ranked opponents on March 5. A series-opening win against No. 14 Texas A&M handed UCLA its seventh consecutive win before the Bruins dropped two games to the Aggies and one game each to UC Irvine and Long Beach State. In the Pac-10 season-opening series against Stanford (April 2-4), the Cardinal overpowered UCLA in the first two games, before the Bruins answered with a walk-off home run from Preston Griffin in the series finale to win, 6-5. UCLA notched non-conference victories against Pepperdine and Long Beach State and a series win at Arizona. After outscoring Washington State, 26-11, in a three-game home series and winning two of three on the road at Washington, UCLA concluded its conference slate with two road wins at Oregon State. UCLA won its final two of three games against Oregon State to close the regular season. The late-season surge pushed UCLA into the NCAA Regionals at Oklahoma City. The No. 3-seed Bruins won their first regional game, 9-1, backed by Casey Janssen's eight shutout innings (two hits, seven strikeouts) against Oklahoma on June 4. After a heartbreaking 4-3 loss to Florida, the Bruins pounded Oklahoma, 17-7, in a critical rematch on June 5. The following day, Florida ended UCLA's season with an 11-0 shutout.

2005 – 15-41, 4-20 Pac-10 (8th Place)

The 2005 season marked the start of a new era for UCLA baseball, as John Savage took over as the Bruins' head coach after spending the previous three seasons as head coach at UC Irvine. Savage replaced the retired Gary Adams, who completed his 30-year career as the Bruins' head coach with an NCAA Regional berth in 2004. Savage began to build the foundation of his program by signing the nation's fifth-best recruiting class (Nov. 2004), as ranked by Baseball America. The Bruins struggled in 2005, opening the season with a 7-4 record before losing 19 consecutive games. UCLA managed just eight wins the rest of the way. Junior Brett McMillan earned team MVP honors, batting .257 with seven home runs and 33 RBI in 56 games. Sophomore Hector Ambriz had a strong season, returning from an injury that had severely limited his opportunities in 2004. At the plate, he batted .338 with 14 doubles, 19 runs and 18 RBI in 51 games. On the mound, Ambriz led UCLA with a 3.94 ERA in 18 games (team-high 16 starts), striking out 84 batters in 105.0 innings. Sophomore Brian Schroeder led the Bruins' pitching staff with 31 appearances, totaling 48 strikeouts in 71.2 innings.

2006 – 33-25, 13-10 Pac-10 (3rd Place)

Led by junior pitchers David Huff and Hector Ambriz and aided by an influx of standout freshmen, UCLA made its second NCAA Regional appearance in three seasons. In his second year as head coach, John Savage engineered a strong turnaround as UCLA posted a 27-12 record in its final 39 regular-season contests. For the first time since 1987, UCLA won each of its home series against Pac-10 opponents. In addition, the Bruins tied a program record as 12 players were selected in the MLB Draft. After opening the year 6-9, UCLA sparked its season with a road sweep at N.C. State (March 3-5), outscoring the Wolfpack by a 22-6 margin in three games. UCLA posted one of its most dramatic victories of the season with an 11-10, extra-inning home victory against Arizona State (April 23). Trailing 8-7 in the bottom of the ninth, the Bruins tied the contest, 8-8, to force extra innings. Facing a two-run deficit in the bottom of the 10th, freshman Cody Decker slugged a two-run double and freshman Ryan Babineau clubbed the game-winning single. After dropping the series opener to USC, 8-3, at Jackie Robinson Stadium (May 12), UCLA rebounded to win the next two games and capture the season series. In the team's final home game, UCLA secured a series victory against Stanford when junior Tim Stewart belted a ninth-inning, two-out walk-off solo home run, snapping a 7-7 tie.



UCLA BASEBALL HISTORY

UCLA advanced to the NCAA Regional at Pepperdine as the No. 2 seed after having been pegged to finish eighth in the Pac-10 preseason coaches' poll. UCLA won its first game, downing UC Irvine, 3-2, before losing consecutive games to Pepperdine and Missouri on back-to-back days. In UCLA's elimination loss to Missouri, junior Tyson Brummett struck out six batters in 6.2 innings, limiting the Tigers to just two runs and five hits. Huff was selected 39th overall by the Cleveland Indians in the MLB Draft (supplemental first round selection), finishing the year 7-4 with a 2.98 ERA and 100 strikeouts in 129.2 innings. Also atop the draft boards, two-way player Josh Roenicke was selected in the 10th round of the MLB Draft by the Cincinnati Reds.

2007 – 33-28, 14-10 Pac-10 (3rd Place)

UCLA's 2007 ballclub reached the NCAA Super Regionals for the first time since 2000 after having opened Pac-10 play with its best conference start since 1924. The Bruins won just eight of their first 22 games before catching fire midway through the season. A school-record 14-run eighth inning against Pacific on March 25 not only helped UCLA overcome an 8-0 deficit, but also saw the Bruins jump start their season. Jermaine Curtis returned to the Bruins' lineup at third base the following weekend at Stanford, helping spark UCLA to an 8-1 victory in the team's Pac-10 opener. Including that win, UCLA won 17 of its first 21 games with Curtis patrolling the hot corner, including the team's first series sweep of Stanford at Sunken Diamond since 1991 – snapping a streak of 71 consecutive three-game series in which Stanford had not been swept at home (since 1997, versus Arizona State). After a home series win against Washington, UCLA recorded its first-ever three-game series sweep at USC (April 13-15). The Bruins rolled to an 8-1 Pac-10 mark by mid-April, the program's best conference start since finishing the 1924 season with a 10-0 conference record.

UCLA rolled into the postseason as the No. 2 seed at the NCAA Long Beach Regional, sweeping three games in as many days against Pepperdine, Illinois-Chicago and host Long Beach State. The pitching rotation featuring senior Tyson Brummett, sophomore Tim Murphy and freshman Gavin Brooks was electric at the Long Beach Regional, with Brummett pitching into the ninth inning on Friday and Murphy and Brooks throwing back-to-back complete games. Playing in the NCAA Super Regionals for the first time since 2000, UCLA dropped both games at Cal State Fullerton. The Bruins lost the first game, 12-2, but stepped up behind a herculean performance from Brooks in the elimination game the next night. The left-handed freshman totaled a career-high 12 strikeouts against the Titans, surrendering two runs and seven hits in eight innings. The Bruins' offense in 2007 was keyed by talented infielders Brandon Crawford, Alden Carrithers and Curtis, along with Pac-10 Freshman of the Year Gabe Cohen and the versatile Cody Decker.

2008 – 33-27, 13-11 Pac-10 (3rd Place)

UCLA earned its third consecutive postseason berth in 2008, becoming the first baseball team in school history to advance to three straight postseasons. The Bruins overcame a slow Pac-10 start to secure the No. 2 seed at the NCAA Fullerton Regional. Senior Alden Carrithers emerged as one of the Pac-10's best hitters, leading the Bruins with a .377 batting average and .484 on-base percentage. Junior Tim Murphy capped a strong three-year career as a left-handed pitcher and outfielder, leading UCLA's pitching staff with a 3.34 ERA and 111 strikeouts in 102.1 innings. The Bruins began the year ranked No. 1 in Baseball America's preseason poll. Among the season's most exciting weekends came during the first series of Pac-10 play, a three-game set at Arizona (March 27-29). The Bruins snapped a four-game skid with a 4-3 win in 10 innings in the series opener. The following night, sophomore Casey Haerther ignited his season and helped UCLA rout Arizona, 20-8, with a 7-for-7 effort. Haerther's seven hits established new Pac-10 and UCLA single-game records. After consecutive series losses to USC and Stanford, the Bruins won the final two of three games at Washington (April 25-27) to even its Pac-10 mark at 6-6. UCLA's conference record slipped to 8-10, its overall record to 25-23, after winning one game against Arizona State at home and one at Oregon State (May 9-11), leaving many pundits to question whether the Bruins' postseason chances had all but evaporated.

The Bruins responded by winning a non-conference game at UC Irvine before sweeping Washington State (May 16-18) in three games at Jackie Robinson Stadium, putting the Bruins at 29-23 with four games to play. After dropping a midweek contest at Cal State Fullerton, UCLA entered the season's final weekend at California needing to win at least two games to secure a postseason berth. Murphy hurled a complete game on Friday afternoon, striking out 10 batters in an 8-0 victory. The following day, sophomore Charles Brewer and freshman Rob Rasmussen combined to shut out California, 7-0. UCLA lost the series opener, 7-6, in heartbreaking fashion in 10 innings. Yet the series victory at California helped seal UCLA's postseason berth, as the Bruins earned a No. 2 seed at the NCAA Fullerton Regional. Murphy pitched well in the Bruins' opening regional contest, allowing two runs in 7.2 innings, as the Bruins earned a 3-2 victory in walk-off fashion in the bottom of the ninth inning over No. 3-seed Virginia. Brewer stepped up the next night, earning his team-leading ninth win as UCLA downed No. 1-seed Cal State Fullerton, 11-4. The host Titans responded with an 11-8 victory Sunday, forcing a winner-take-all contest Monday evening. In a closely-contested game, Cal State Fullerton edged the Bruins, 5-4, as UCLA stranded Murphy aboard third base in the ninth inning. Five players were selected in June's Major League Draft, highlighted by three draft selections in the first five rounds (Murphy, Crawford and Jermaine Curtis).

2009 – 27-29, 15-12 Pac-10 (Tie – 3rd Place)

UCLA finished third in the Pac-10 for the fourth straight year, but could not win enough games late in the spring to overcome a 10-game losing streak in early March. The 2009 team featured the emergence of freshman right-handers Trevor Bauer and Gerrit Cole and the resurgence of power-hitting

first baseman Cody Decker. Bauer went 9-3 with a 2.99 ERA before earning National Freshman Pitcher of the Year honors from Collegiate Baseball. On a team fueled largely by its pitching, Decker provided a major spark in UCLA's lineup. He led the Pac-10 with 21 home runs, finishing his senior season as UCLA's leader in RBI (53), runs (55), slugging percentage (.683), walks (36) and total bases (136). After opening the season with a 2-10 record, UCLA was able to climb back to the .500 plateau by May 3, evening its record at 22-22. UCLA entered the final week of the season with a 26-26 record, looking to finish above the .500 plateau to stand a chance at postseason eligibility. The Bruins went 1-4 that week, finished their campaign 26-29, and missed the postseason for the first time since 2005. Decker became UCLA's first two-time all-conference team selection since Wes Whisler (2002, 2003). Meanwhile, Bauer and Cole were two of the conference's three freshmen to earn All-Pac-10 Team acclaim. UCLA had eight players selected in the 2009 MLB Draft, led by fifth-round selection Casey Haerther.

A three-year starter in center field for UCLA (2010-12), Beau Amaral batted .333 in 24 career postseason games, scoring 20 runs while going 33-for-99 at the plate.



THE 2010s – 398-210-1 (.655)

2010 – 51-17, 18-9 Pac-10 (2nd Place) – CWS RUNNER-UP

UCLA set the school record for wins in 2010 (going 51-17) advancing to the finals of the College World Series for the first time in program history. Making their third trip to the College World Series, UCLA established a program record with 43 regular-season wins and hosted postseason action for the first time since 1986. UCLA opened the 2010 season with a school-record 22-game winning streak, anchored by talented sophomore right-handers Gerrit Cole and Trevor Bauer. UCLA was firing on all cylinders throughout the first half of the season, losing their first weekend series to Oregon the weekend of April 16-18. Two weeks later in a critical three-game home series against Arizona State, the Bruins were swept. UCLA responded over the following three weeks by sweeping their next three Pac-10 series, winning 13 of their final 16 regular-season games.

Among the most memorable highlights came in the series finale against USC. With two outs in the ninth inning, Brett Krill drew a two-out walk before Cody Keefer belted a walk-off home run to right field, helping UCLA secure its second series sweep of USC since 2007. UCLA advanced to the postseason as the host of the NCAA Los Angeles Regional and the No. 6-overall national seed. The Bruins swept their NCAA Regional field with consecutive wins against Kent State, defending national champion LSU and UC Irvine, advancing to the NCAA Super Regionals for the first time since 2007. UCLA dropped Game 1 at home to Cal State Fullerton, 4-3, but responded in thrilling fashion the next night. Trailing 6-5 as the designated visiting team with two outs and nobody on base in the top of the ninth, Blair Dunlap drew a walk before Tyler Rahmatulla drilled a two-run homer to left-center field, giving UCLA a 7-6 lead. The Titans tied the game, 7-7, in the ninth inning before UCLA added four runs in the 10th and held on for the win. Rob Rasmussen threw a complete game the following night, leading UCLA to an 8-1 win and the program's first berth in the College World Series since 1997.

UCLA entered the College World Series as one of just three remaining national seeds to qualify for the final eight-team field. Bauer helped the Bruins defeated No. 4-national seed Florida, 11-3, in UCLA's opening CWS game. The sophomore surrendered three runs and six hits in seven innings, totaling 11 strikeouts, to help UCLA record its first-ever win at the College World Series. Two nights later, Cole registered 13 strikeouts in a 6-3 win over TCU. In that victory, UCLA received home runs from freshmen Cody Regis and Jeff Gelalich in the third inning to open a 5-0 cushion. TCU inched closer with a two-out, bases-clearing triple by Taylor Featherston, but Cole kept the Horned Frogs at bay, striking out Aaron Schultz to end the seventh inning and adding two more strikeouts in the eighth. UCLA's 2-0 start at the College World Series gave the team three days off before their next game. TCU left-hander Matt Purke stifled UCLA on June 25, leading the Horned Frogs past the Bruins, 6-2. Bauer stepped up for UCLA on an extremely hot afternoon the next day, helping UCLA outlast TCU by a 10-3 margin and advance to the College World Series finals (best of three series). Bauer struck out 13 batters and walked two in eight innings.

The Bruins fell short in the best-of-three championship series against South Carolina. UCLA's offense

UCLA BASEBALL HISTORY

produced one run and three hits in a 7-1 loss in Game 1 on June 28. Cole allowed six runs (four earned) and 11 hits in seven innings and was tagged with the loss. The next night, UCLA lost to South Carolina, 2-1, in 11 innings. The Bruins led 1-0 through seven frames before the Gamecocks tied the ballgame, 1-1, in the bottom of the eighth. UCLA manufactured baserunners in the ninth and 10th innings, but could not cross the plate. South Carolina's Whit Merrifield lined a game-winning, walk-off single to right field in the bottom of the 11th, as the Gamecocks captured their first-ever baseball national championship. Bauer, Regis and Beau Amaral were named to the All-Tournament Team. Sporting a 51-17 final record, UCLA had finished its season 34 games over .500, the highest total over the .500 plateau in school history. The Bruins had established school and Pac-10 records for single-season strikeouts with 700 in 618.1 innings. UCLA's pitching staff led the nation in strikeouts per nine innings (10.2), as three pitchers ranked in the top 30 in that category.

2011 – 35-24, 18-9 Pac-10 (1st Place)

UCLA secured its first outright conference title in 2011 for the first time since 1986 and witnessed the continued rise of two of its top pitchers in program history. Trevor Bauer became the first UCLA ballplayer to earn the Golden Spikes Award, and Gerrit Cole was the school's first-ever No. 1 selection in the MLB Draft (chosen by the Pittsburgh Pirates). Bauer followed Cole's selection as the No. 3 pick by the Arizona Diamondbacks. In addition, Bauer was named the National Player of the Year by both Baseball America and Louisville Slugger/Collegiate Baseball. He was unanimous first-team All-America selection and the Pac-10 Pitcher of the Year (13-2, 1.25 ERA, 203 strikeouts, 136.2 innings).

The Bruins opened the 2011 season ranked in the top five in virtually every major preseason ranking. UCLA opened its Pac-10 slate at USC the final weekend of March and won its first four conference series (USC, Washington, Washington State and Arizona). After dropping consecutive weekend series against Stanford and Oregon State, UCLA got on a roll and worked toward winning the Pac-10 Championship despite having to gain ground in the standings. During the first weekend of May, the Bruins swept a three-game series at Oregon. The Bruins won two of three games each of the next two Pac-10 weekends against California and Arizona State. In fact, UCLA traveled to Arizona State on the final weekend of the regular season trailing Oregon State by one game in the standings. The Bruins won the first two games of the series, losing on Sunday, and Oregon State was swept on the road at Oregon. UCLA had captured a one-game lead in the conference standings, won the Pac-10 title in outright fashion and was awarded a Regional host the same day.

UCLA hosted the NCAA Los Angeles Regional for the second straight season. The Bruins were upset by San Francisco, 3-0, in their Regional opener on June 3, putting the team in less than familiar territory. The following day, Bauer struck out 14 batters in his ninth consecutive complete game of the season, helping UCLA defeat No. 2-seed Fresno State, 3-1. Adam Plutko led the charge the next afternoon, scattering one hit in 7.2 scoreless innings to pick up the win as UCLA knocked off San Francisco, 4-1. That evening, the Bruins took a 3-0 lead against UC Irvine in the fifth inning before the Anteaters rallied back with two runs in the fifth and two more in the ninth. UC Irvine won the NCAA Los Angeles Regional, ending the Bruins' season at Jackie Robinson Stadium. Feeling mixed emotions, the following day (June 6) produced positive headlines for the Bruins' program, as Cole and Bauer were selected No. 1 and No. 3, respectively, in the first round MLB Draft. Cole was chosen by the Pittsburgh Pirates and Bauer was taken by the Arizona Diamondbacks. In all, UCLA had 11 players chosen in that season's draft.

2012 – 48-16, 20-10 Pac-12 (t-1st Place) – CWS APPEARANCE

For the second time in three seasons, the UCLA baseball team reached the College World Series after securing its second consecutive Pac-12 championship in 2012. UCLA tied with Arizona at 20-10 in conference games and earned back-to-back conference titles for the first time in school history after winning the Pac-12 championship outright in 2011. The Bruins also posted a 48-16 overall record, logging their third-highest single-season win total in program history.

The Bruins came into the season ranked in the top 20 in every major preseason ranking and boasted a plethora of experience, returning all three starting outfielders and three starting infielders. Despite the preseason hype, UCLA started slow out of the gate, dropping three of its first five games. The Bruins won their next seven games though as they headed east to Athens, Ga. to take on the ninth-ranked Georgia Bulldogs. In the first matchup on March 9, sophomore right-hander Adam Plutko threw the second complete game of his career, leading UCLA to a 2-0 shutout win over the Bulldogs. Plutko struck out 11 batters with no walks in a dominating performance. The Bruins took the next two contests and left Georgia riding a wave of momentum.

After defeating crosstown rivals USC, 7-2, in the 2012 Dodgertown Classic, the Bruins entered conference play riding an 11-game winning streak. The Pac-12 opener would prove to be a tough one for the Bruins as 11th-ranked Arizona State came to Jackie Robinson Stadium for a three-game series. In the series opener on March 16, UCLA overcame a five-run deficit to the Sun Devils and in the bottom of the ninth, got a two-out walk-off home run from Kevin Williams to defeat the Sun Devils, 6-5. Despite dropping the next game, UCLA bounced back and took home a crucial series victory over Arizona State with a 4-2 win in the second game of a doubleheader on March 18. Freshman Grant Watson limited the Sun Devils to two runs and four hits in six-plus innings of work to earn the win.

As April turned to May, UCLA continued its stellar play, taking series victories over No. 13 Purdue, Washington and California. Heading into the final series of the regular season against USC on May 25, the Bruins found themselves trailing Oregon by two games for the Pac-12 lead and Arizona by one game for second place. After defeating the Trojans 3-1 in the opener, the Bruins came back on Saturday and won again by a score of 6-5 after junior Cody Regis drew a walk-off walk in the ninth inning. Entering the final day of the season, UCLA, Oregon and Arizona all found themselves tied atop the Pac-12 standings. With Oregon losing to Oregon State and Arizona defeating Arizona State in the regular season finales, the Bruins needed a win to clinch a share of the Pac-12 Championship. UCLA would indeed find that win, defeating the Trojans, 7-6, to earn their second consecutive conference championship. Junior closer Scott Griggs picked up the victory after throwing 1.1 innings in relief.

2013 – 49-17, 21-9 Pac-12 (3rd Place) – NCAA CHAMPIONS

The Bruins won their first-ever NCAA baseball title in 2013, going a perfect 10-0 in the postseason. In his ninth season as UCLA's head coach, John Savage directed the Bruins to the College World Series for the third time in four seasons. Along the way, the Bruins set numerous individual and team records en route to the program's most historic finish in school history. UCLA posted a 49-17 overall record, marking the Bruins' second-highest single-season win total. Guided by a dynamic one-two punch on the mound with junior right-handers Adam Plutko and Nick Vander Tuig, the Bruins used a methodic, disciplined offense to advance to the finals of the College World Series, where they won two consecutive games in a best-of-three series against Mississippi State.

UCLA entered the 2013 season with preseason rankings as high as No. 2, nationally. Keyed by veteran pitchers Adam Plutko, Nick Vander Tuig, Zack Weiss and David Berg, the Bruins won 15 of their first 18 games. Heading into conference play, the Bruins won two of three games in each of their first two Pac-12 weekends. After dropping consecutive series to Arizona State and Oregon State, the Bruins went on a tear in Pac-12 action, winning their next five conference series. UCLA lost two of its final three regular-season games to Stanford, entering postseason play with a 39-17 record. For the fourth consecutive season, UCLA hosted NCAA Regional action at Jackie Robinson Stadium. Berg, a sophomore right-handed reliever, became the first ever relief pitcher to win Pac-12 Pitcher of the Year honors. In addition, shortstop Pat Valaika was chosen as the conference's Defensive Player of the Year, while Plutko and Vander Tuig also captured All-Pac-12 Team acclaim.

The Bruins won three games in as many days at the NCAA Los Angeles Regional, advancing to a best-of-three NCAA Super Regional at Cal State Fullerton. Following NCAA Regional action, the Bruins had seven players selected in the MLB Draft, with Vander Tuig, Weiss and Valaika each being selected in the top 10 rounds. Playing at Cal State Fullerton in the NCAA Super Regional round, UCLA earned a dramatic 5-3 victory in 10 innings in Game 1, with Plutko throwing seven strong innings and allowing one unearned run. Berg secured the victory in relief, pitching three innings. The following evening, UCLA used a three-run first inning to secure a 3-0 cushion and never looked back. Vander Tuig held Cal State Fullerton scoreless for 6.1 innings and UCLA won Game 2, 3-0, advancing to the College World Series for the second consecutive year and for the third time in four seasons.

Eight days after shutting out Cal State Fullerton at Goodwin Field, UCLA was back in action at the College World Series against No. 4-national seed LSU and faced one of the nation's premier pitchers in right-hander Aaron Nola. With strong pitching and timely hitting, UCLA edged LSU by a 2-1 margin, advancing to a winner's bracket game against N.C. State. Against the Tigers, UCLA capitalized on two LSU errors, while Plutko limited the opposition to one run in seven innings. In the Bruins' game against N.C. State, Vander Tuig struck out six batters in seven innings, and Berg followed with two scoreless innings to lead UCLA to a 2-1 win. Needing just one victory to advance to the CWS finals, the Bruins turned to sophomore left-hander Grant Watson, who pitched six scoreless innings as UCLA cruised to a 4-1 victory.

UCLA entered the finals of the College World Series for the second time in four seasons, facing Mississippi State. Plutko Bruins to the national championship with very strong efforts.



UCLA defeated Cal State Fullerton, 8-1, on June 13, 2010, to advance to the College World Series.

UCLA BASEBALL HISTORY

The talented duo combined for 14 innings, allowing one run against the Bulldogs. In Game 1, Plutko scattered one run and four hits through six innings. James Kaprielian, Weiss and Berg combined for three shutout innings in a 3-1 win. Valaika and Eric Filia each totaled two hits for the victorious Bruins, who moved one game away from winning the national title. In Game 2, Vander Tuig limited Mississippi State to five hits through eight scoreless innings, recording six strikeouts and one walk. Filia went 2-for-3 with a season-high five RBI. Berg pitched a scoreless ninth inning, and the Bruins claimed the NCAA Championship with an 8-0 shutout.

2014 – 25-30-1, 12-18 Pac-12 (9th Place)

The Bruins fought through a challenging 2014 campaign, unable to overcome several season-long injuries after having won the NCAA Championship the previous summer. Backed by staff ace James Kaprielian, an All-Pac-12 Team selection, UCLA opened its season with 16 wins in its first 24 games. After opening Pac-12 action with consecutive weekend series victories against California and Washington State, the Bruins won two Pac-12 weekend series the rest of the way (at Utah and at Washington). Kaprielian was among the bright spots for UCLA in 2014, going 7-6 with a Pac-12-leading 108 strikeouts in a team-leading 106 innings. Kaprielian, along with catcher Shane Zeile and veteran relief pitcher David Berg captured All-Pac-12 Team honors at the end of the regular season. UCLA had four players, including Zeile and Berg, who were selected in the 2014 MLB Draft. Left-handed reliever Max Schuh, a seventh-round draft selection by the Baltimore Orioles, led UCLA with 37 pitching appearances. UCLA's 2014 campaign featured the nation's fourth-most difficult strength of schedule (as rated by Boyd's World), marking the ninth consecutive year in which UCLA faced a "top five" strength of schedule. Zeile led UCLA's offense with a .324 batting average and 28 RBI.

2015 – 45-16, 22-8 Pac-12 (1st Place)

After missing the postseason in 2014, the UCLA Baseball team came storming back in 2015 to win the Pac-12 Conference crown and earn the school's first ever number one overall seed in the NCAA Tournament. The Bruins went 45-16 and set a new school-record for conference wins, going 22-8 in Pac-12 play. Despite being eliminated from the postseason in the Los Angeles Regional, it was a successful campaign for John Savage who earned his first ever Pac-12 Coach of the Year award. Senior closer David Berg had another record setting season, capturing his second NCBWA Stopper of the Year award and second Pac-12 Pitcher of the Year award. Berg's 0.68 ERA was a single-season school record and his 43 appearances pushed his career total to 175, an NCAA career record.

UCLA began the season ranked as high as four in the national rankings and proved it belonged by going 11-1 over its first 12 contests, including two road victories over North Carolina. After the 2-1 series victory over the top-15 ranked Tar Heels, the Bruins returned home and took care of business on their home field, reeling off five-straight victories leading in to the annual Dodger Stadium College Baseball Classic.

The Bruins would get a rude awakening in the Dodger Stadium College Baseball Classic in March, dropping all three contests to Vanderbilt, TCU and cross-town rival USC. After starting the season hot, the team confidence was seemingly in doubt after a tough weekend on the national stage. UCLA bounced back to win two of its next three and a crucial Trent Chatterton sacrifice-fly in the 13th inning sparked a run. The sac-fly earned the Bruins a 5-4 win in the series finale with Washington and began a season-high eight game win streak heading into April.

Once April arrived, UCLA continued to play consistent baseball, taking two of three from California, Oregon State, Stanford and USC, further solidifying its hold on first place in the conference. The Bruins would sprinkle in a few midweek wins and found themselves with a strong 31-10 record heading into the final month of the season.

UCLA won three of its next four and headed to Arizona State for an exciting three-game set. After taking game one, the Bruins and Sun Devils played a marathon 17-inning contest which saw UCLA come out on top, 11-5. The Bruins continued to play strong baseball from there, but dropped two of three to Oregon on the road in the final series of the regular season.

The Bruins earned the number one overall seed in the NCAA Tournament and hosted the Los Angeles Regional which also featured (2) Ole Miss, (3) Maryland and (4) Cal State Bakersfield. Despite a spectacular regular season, the Bruins quest to reach Omaha ended early after they fell to the Maryland Terrapins in the fifth and final game of the Regional. UCLA moved a runner to third base with two outs in the ninth down by just one run, but a strikeout closed the door on the 2015 season.

2016 – 25-31, 12-18 Pac-12 (10th Place)

The Bruins missed the postseason for just the third time in the past 11 seasons in 2016, finishing with an overall mark of 25-31. However, it was a year full of milestones for Savage who recorded both his 400th career win at UCLA and 500th career win as a Division I head coach. Savage's 400th win

in Westwood came in dramatic fashion as UCLA topped crosstown rival USC in Dodger Stadium in a 14 inning thriller. Individually, first-year pitcher Kyle Molnar was named a Louisville Slugger Freshman All-American, after finishing second in the Pac-12 among freshman in strikeouts, and senior outfielder Eric Filia earned All-Pac-12 honors. Additionally, five Bruins were selected in the MLB Draft, highlighted by Grant Dyer (227th pick, eighth round) who became the 30th player under Savage to be selected in the first 10 rounds.

2017 – 30-27, 19-11 Pac-12 (3rd Place)

In 2017, UCLA made its ninth postseason in the last 12 seasons and second in the last three years after earning a berth into the Long Beach Regional and finished with an overall record of 30-27. The Bruins finished third in the Pac-12 with a record of 19-11 after earning a road sweep at crosstown rival USC and also taking two out of three at both Stanford and Oregon. The season came to a heartbreaking end in the regional after dropping a tough opening game to Texas, 3-2, and then being eliminated in a thrilling 13-inning affair, 3-2, to San Diego State.

UCLA continued its success on the mound as the team was ranked in the top-30 in the country in ERA, shutouts, hits allowed per nine innings and WHIP. The pitching staff was led by All-American and All-Pac-12 selection Griffin Canning and also All-Pac-12 team honoree Jon Olsen. Offensively, UCLA was led by All-Pac-12 selection Sean Bouchard and Freshman All-Americans Kyle Cuellar and Michael Toglia. The Bruins were one of only four teams in 2017 to defeat No. 1 Oregon State in the regular season, earning a 7-1 victory on ESPNU. Additionally, six Bruins were selected in the MLB Draft, highlighted by Griffin Canning (47th pick, second round) and Sean Bouchard (266th pick, ninth round) as Savage now has 32 players selected in the first 10 rounds. Canning also became the sixth UCLA pitcher since 2005 to be drafted in the first two rounds.

2018 – 38-21, 19-11 Pac-12 (4th Place)

The 2018 campaign was another successful one for UCLA, which went 38-21 and returned to the postseason as a No. 2 seed in the Minnesota Regional. The Bruins' 38 wins were the most since 2015, and it marked the fifth time since 2010 that UCLA reached the 38-win threshold.

The Bruins won their opening game of regionals, taking down Gonzaga 6-5. UCLA's next contest was a heartbreaker, falling to host Minnesota 3-2 in 10 innings. The Bruins bounced back to eliminate Gonzaga and advance to the regional final before falling again to Minnesota.

UCLA's offense was led by a trio of sophomore breakout seasons. Chase Strumpf hit a team-high .363 and flashed elite power with 12 home runs en route to All-America honors. Michael Toglia batted .336 and successfully converted to full-time first base duties. Corner outfielder Jeremy Ydens batted .350 for the year including a team-best .406 in league play. Jake Bird (7-4, 2.18) and Ryan Garcia (8-1, 2.23 ERA) finished 1-2 in the Pac-12 in ERA while Zach Pettway (8-4, 3.35) and Holden Powell (29 apps, 3.35) garnered Freshman All-America acclaim.

A quartet of Bruins were drafted, led by Bird in the fifth round to Colorado. RHP Jon Olsen (12th rd - MIN), outfielder Daniel Amaral (14th rd - PIT) and Ydens (33rd rd - ARI) were also picked, though the latter returned to school.

2019 – 38-21, 19-11 Pac-12 (4th Place)

UCLA's 2019 was among the most successful in program history. With a 52-11 record, UCLA posted a new school standard for both overall and regular season (47) wins. In addition, the Bruins won the Pac-12 Championship en route to school records for conference wins (24) and Pac-12 winning percentage (.828). UCLA's overall winning percentage of .825 was its highest since 1924, when there were just 18 games on the schedule. The Bruins were ranked No. 1 in the country for 12 consecutive weeks, by far the longest stretch in program history.

Over the course of the season, UCLA won all 14 of its regular season series and posted an 11-0 mark in midweeks. Due to that success, the Bruins were named the No. 1 National Seed in the NCAA Tournament for the second time ever. After winning the Los Angeles Regional (featuring Baylor, LMU, and Omaha), UCLA's postseason came to a premature end after suffering a Super Regional loss to Michigan, which won the three-game set at Jackie Robinson Stadium en route to an appearance in the College World Series Championship Series. The Bruins finished the season as the national leaders in team ERA (2.60) and WHIP (1.05).

The Bruins were extremely balanced on both sides of the ball.

The pitching staff was led by the two-headed monster of Ryan Garcia and Jack Ralston. Garcia posted a 10-1 record and 1.44 ERA en route to Pac-12 Pitcher of the Year and consensus First Team All-America honors, and Ralston broke out with an 11-1, 2.66 junior campaign. Closer Holden Powell (1.84 ERA, 17 saves) nailed down NCBWA Stopper of the Year honors as the lynchpin of a standout bullpen that also featured Kyle Mora (2.09 ERA, NCAA-high 47 appearances) and Nate Hadley (8-1, 2.33 ERA). The lineup featured five regulars who hit .300 or higher, and the team slashed .287/.375/.468 overall. Some of the biggest contributors included Garrett Mitchell (.349/.418/.566, school-record 12 triples), Michael Toglia (.317/.382/.624, 17 home runs),



James Kaprielian had a 2.06 career ERA over a superlative three-year career at UCLA

and Ryan Kreidler (.300/370/.502, nine home runs).

After the season, 13 Bruins were selected in the 2019 MLB Draft, tied for the most of any school nationwide (Vanderbilt) and a new UCLA record. The Bruins were the only school with a trio of players picked in the first two rounds, and tied with Arkansas for the most top-10 round picks at six. Michael Toglia (1st rd., No. 23 overall, COL) was the first Bruin off the board, followed by second round selections Ryan Garcia (TEX) and Chase Strumpf (CHC). Ryan Kreidler (4th rd., DET), Jack Ralston (7th rd., STL), and Jeremy Ydens (8th, WSH) were all day two picks.

2020 – 13-2

The Bruins were off to an extremely strong start to 2020 before the season was abruptly cancelled due to the COVID-19 pandemic. UCLA won 11 straight games to open the year, ending the season with a 13-2 overall record and the No. 1 ranking in the RPI. The Bruins played their final game of the year on Mar. 8, taking down USC on the road by a score of 15-3.

Other highlight results from the season included a 3-2 victory over defending national champion Vanderbilt on Mar. 6, and a dominant performance at the Frisco College Classic tournament. In Frisco, the Bruins captured the de facto tourney title while defeating a strong field of Oklahoma State, Texas A&M, and Illinois by an aggregate score of 32-4.

As has become common during the John Savage era, UCLA had one of the strongest pitching performances in the country in 2020. The Bruins finished third in the country with a 1.88 team ERA, and led the nation in hits allowed per nine innings (4.97) and WHIP (0.87).

UCLA had a trio of players named All-Americans by Collegiate Baseball, the lone college baseball publication to release postseason honors in 2020. Friday night starter Zach Pettway (3-0, 1.05 ERA, 29 K, 1 BB) was a First Team honoree while shortstop Matt McLain (.397/.422/.621, team-high 19 RBIs) and closer Holden Powell (20 K, 0 R in 9.1 IP) were both tabbed to the Second Team.

In a shortened MLB Draft, UCLA had a pair of players selected. Outfielder Garrett Mitchell was the first off the board, going No. 20 overall to Milwaukee. His selection gave UCLA first round position player draftees in back-to-back years for the first time in program history (Michael Toglia, 2019 - Colorado). Powell was the third round selection of the Washington Nationals.

2021 – 37-20, 18-12 Pac-12 (4th Place)

UCLA hit the 30-win plateau for the 12th time under John Savage in 2021, returning to the NCAA postseason as a No. 2 seed in the Lubbock Regional hosted by Texas Tech. The Bruins went 18-12 in Pac-12 play to finish fourth in the league standings, and posted an unbeaten 8-0 record in midweek contests. UCLA finished the season ranked in all five major national polls, including a No. 19 designation from the NCBWA. The Bruins were ranked as high as No. 6 nationally over the course of the year.

UCLA was the only school in the Pac-12 to finish top-three in the league in both offense (7.3 runs per game, second) and pitching (3.95 team ERA, third). The Bruins' pitching staff was led by breakout campaigns from starter Sean Mullen (3.39 ERA) and relievers Max Rajcic (1.65 ERA, freshman program-record-tying 7 saves) and Adrian Chaidez (2.20 ERA). On the offensive end, JT Schwartz (.396/.514/.628) won the Pac-12 batting title, Kevin Kendall (.356/.413/.498) had a career year with the bat, Matt McLain (.333/.434/.579) had a strong all-around season, and Mikey Perez popped a team-high 11 home runs.

Six Bruins were named to the 2021 Pac-12 All-Conference Team, third-most in the league. In addition, Schwartz was a Third Team All-American (D1Baseball) and both he and Mullen were selected to the ABCA All-West Region Team. Rajcic was a two-time Freshman All-American after his standout season as UCLA's closer.

The Bruins had 10 players selected in the 2021 MLB Draft, which consisted of 20 rounds. UCLA's 10 picks were the most of any school in the country, and represented a new program record for the most picks in the opening 20 rounds of a draft. McLain was UCLA's first player off the board, going No. 17 overall in the first round to Cincinnati. His pick gave the Bruins a first-round position player draftee in three consecutive years for the first time in program history.

NCAA TOURNAMENT HISTORY

UCLA has made 24 NCAA Tournament appearances, including 13 in the last 17 seasons. The Bruins advanced to the College World Series three times in a four-year span (2010, 2012 and 2013), capturing the NCAA Championship in 2013. That season's trip to Omaha, Neb., marked UCLA's fifth appearance at the College World Series. UCLA's other CWS appearances came in 1969, 1997, 2010 and 2012.

As head coach, John Savage has led UCLA to the postseason in 12 of 16 seasons (2020 exempt). He is the program's only head coach to have led UCLA to postseason appearances in four consecutive seasons (2010-13) and to the NCAA Championship (2013). He coached the Bruins to the Super Regionals in 2007, 2010, 2012, 2013, and 2019. UCLA also hosted the NCAA Los Angeles Regional (at Jackie Robinson Stadium) six times in his tenure (2010-2013, 2015, 2019). In addition, the Bruins hosted the NCAA Super Regional round in 2010, 2012, and 2019. Prior to 2010, UCLA had not hosted postseason games since 1986.

Former head coach Gary Adams made 11 trips to the NCAA Tournament, including the Bruins' 1997 appearance at the College World Series. In six games at the 1997 NCAA Midwest Regional (at Oklahoma State), the Bruins outscored their opposition, 72-24. UCLA closed the six-game stretch with five victories, routing host Oklahoma State 14-2 and 22-2 on the same day. Eric Valent earned Tournament MVP honors after blasting six home runs, while Nick Theodorou batted .667, collecting 16 hits in 24 at-bats.



UCLA's Wins the NCAA Championship
June 25, 2013 at Omaha's TD Ameritrade Park

NCAA Tournament Breakdown

Overall Record: 72-50 (24 appearances)

NCAA Regional Record: 56-34

NCAA Super Regional Record: 8-7

College World Series Record: 9-9

Total Appearances: 1969, 1979, 1986, 1987, 1990, 1992, 1993, 1996, 1997, 1999, 2000, 2004, 2006, 2007, 2008, 2010, 2011, 2012, 2013, 2015, 2017, 2018, 2019, 2021

NCAA Super Regional Appearances: '00, '07, '10, '12, '13, '19

College World Series Appearances: '69, '97, '10, '12, '13

NCAA Championships: 2013

UCLA Head Coaches in the Postseason

Head Coach	Overall	Regional	Supers	CWS
Arthur Reichle	2-2	2-0	0-0	0-2
Gary Adams	26-23	26-19	0-2	0-2
John Savage	44-25	28-15	8-5	9-5
TOTALS	70-48	54-32	9-9	9-9

UCLA Postseason Records by Decade

Years	Games	W	L	Pct.
1960s	4	2	2	.500
1970s	4	2	2	.500
1980s	7	3	4	.429
1990s	29	16	13	.552
2000s	21	11	10	.524
2010s	43	26	17	.605
2020s	4	2	2	.500
TOTALS	122	72	50	.590

UCLA Postseason Superlatives (Game)

Most Runs Scored: 22, at Oklahoma State (5/25/97)

Fewest Runs Scored: 0, five times (last 6/17/12)

Most Runs Allowed: 17, vs. Oklahoma State (5/29/99)

Fewest Runs Allowed: 0, five times (last 6/25/13)

Longest Win Streak: 10 games (5/31/13 - Present)

UCLA Regional Round Superlatives (Series)

Most Runs Scored: 72 (five games, 1997 Regional)

Fewest Runs Scored: 4 (three games, 2006 Regional)

Most Runs Allowed: 46 (four games, 1987 Regional)

Fewest Runs Allowed: 6 (three times, 1969, 2010 & 2012 Reg.)

Longest Win Streak: 6 games (6/1/12 - 6/2/13)



Trevor Bauer at the 2010 CWS

DATE	RESULT	OPPONENT	WINNING PITCHER	LOSING PITCHER	ATT.
------	--------	----------	-----------------	----------------	------

2021 - NCAA Lubbock Regional (at Texas Tech)

6/4/21	L	5-4	North Carolina	WP - Austin Love	LP - Jesse Bergin	4606
6/5/21	W	13-6	Army	WP - Kyle Mora	LP - Ray Bartoli	4737
6/6/21	W	12-2	North Carolina	WP - Zach Pettway	LP - Connor Ollio	4737
6/6/21	L	8-2	Texas Tech	WP - Mason Montgomery	LP - Kyle Mora	4737

Regional Recap - Record (2-2), Finish (2nd)

2019 - NCAA Los Angeles Super Regional (at UCLA)

6/7/19	L	3-2	Michigan	WP - Karl Kauffman	LP - Ryan Garcia	1904
6/8/19	W	5-4 (12)	Michigan	WP - Holden Powell	LP - Walker Cleveland	1967
6/9/19	L	4-2	Michigan	WP - Tommy Henry	LP - Kyle Mora	2031

Super Regional Recap - Record (1-2), Finish (2nd)

2019 - NCAA Los Angeles Regional (at UCLA)

5/31/19	W	5-2	Omaha	WP - Ryan Garcia	LP - Payton Kinney	1751
6/1/19	L	3-2	Loyola Marymount	WP - CJ Fernandezees	LP - Jack Ralston	2014
6/2/19	W	11-6	Baylor	WP - Felix Rubi	LP - Tyler Thomas	1911
6/2/19	W	6-1	Loyola Marymount	WP - Nick Nastrini	LP - Matt Voelker	1957
6/3/19	W	6-3	Loyola Marymount	WP - Michael Townsend	LP - CJ Fernandezees	1955

Regional Recap - Record (4-1), Finish (1st)

2018 - NCAA Minneapolis Regional (at Minnesota)

6/1/18	W	6-2	Gonzaga	WP - Kyle Mora	LP - Casey Legumina	1267
6/2/18	L	3-2 (10)	Minnesota	WP - Max Meyer	LP - Kyle Mora	2288
6/3/18	W	10-4	Gonzaga	WP - Ryan Garcia	LP - Mac Lardner	1299
6/3/18	L	13-8	Minnesota	WP - Jackson Rose	LP - Nick Scheidler	2425

Regional Recap - Record (2-2), Finish (2nd)

2017 - NCAA Long Beach Regional (at Long Beach State)

6/2/17	L	3-2	Texas	WP - Nolan Kingham	LP - Griffin Canning	2283
6/3/17	L	3-2 (13)	San Diego State	WP - CJ Saylor	LP - Jake Bird	1773

Regional Recap - Record (0-2), Finish (4th)

2015 - NCAA Los Angeles Regional (at UCLA)

5/29/15	W	7-2	CSU Bakersfield	WP - James Kaprielian	LP - James Barragan	2003
5/30/15	L	4-1	Maryland	WP - Robert Galligan	LP - Grant Watson	1916
5/31/15	W	9-1	CSU Bakersfield	WP - Cody Poteet	LP - Steven Gee	1602
5/31/15	W	4-2	Maryland	WP - Tucker Forbes	LP - Ryan Selmer	1604
6/1/15	L	2-1	Maryland	WP - Taylor Bloom	LP - Grant Dyer	2004

Regional Recap - Record (3-2), Finish (2nd)

2013 - NCAA College World Series (at Omaha, Neb.)

6/16/13	W	2-1	LSU	WP - Adam Plutko	LP - Aaron Nola	26344
6/18/13	W	2-1	North Carolina State	WP - Nick Vander Tuig	LP - Logan Jernigan	25543
6/21/13	W	4-1	North Carolina	WP - Grant Watson	LP - Kent Emanuel	25947
6/24/13	W	3-1	Mississippi State	WP - Adam Plutko	LP - Trevor Fitts	25690
6/25/13	W	8-0	Mississippi State	WP - Nick Vander Tuig	LP - Luis Pollorena	27127

College World Series Recap - Record (5-0), Finish (1st)

2013 - NCAA Fullerton Super Regional (at Cal State Fullerton)

6/7/13	W	5-3 (10)	Cal State Fullerton	WP - David Berg	LP - J.D. David	3244
6/8/13	W	3-0	Cal State Fullerton	WP - Nick Vander Tuig	LP - Thomas Eshelman	3303

Super Regional Recap - Record (2-0), Finish (1st)

2013 - NCAA Los Angeles Regional (at UCLA)

5/31/13	W	5-3	San Diego State	WP - Adam Plutko	LP - Ryan Doran	1690
6/1/13	W	6-4	Cal Poly	WP - Nick Vander Tuig	LP - Reed Reilly	1749
6/2/13	W	6-0	San Diego	WP - Grant Watson	LP - Max Homick	1220

Regional Recap - Record (3-0), Finish (1st)

NCAA TOURNAMENT HISTORY

DATE	RESULT	OPPONENT	WINNING PITCHER	LOSING PITCHER	ATT.
2012 - NCAA Los Angeles Regional (at UCLA)					
6/1/12	W 3-0	Creighton	WP - Adam Plutko	LP - Ty Blach	1570
6/2/12	W 7-1	New Mexico	WP - Nick Vander Tuig	LP - Gera Sanchez	1601
6/3/12	W 13-5	Creighton	WP - Zack Weiss	LP - Nick Musec	1291
Regional Recap - Record (3-0), Finish (1st)					
2011 - NCAA Los Angeles Regional (at UCLA)					
6/3/11	L 3-0	San Francisco	WP - Kyle Zimmer	LP - Gerrit Cole	1925
6/4/11	W 3-1	Fresno State	WP - Trevor Bauer	LP - Josh Poytress	1949
6/5/11	W 4-1	San Francisco	WP - Adam Plutko	LP - Jonathan Abramson	1351
6/5/11	L 4-3	UC Irvine	WP - Phillip Ferragamo	LP - Nick Vander Tuig	1461
Regional Recap - Record (2-2), Finish (2nd)					
2010 - NCAA College World Series (at Omaha, Neb.)					
6/19/10	W 11-3	Florida	WP - Trevor Bauer	LP - Alex Pantaliadis	23271
6/21/10	W 6-3	TCU	WP - Gerrit Cole	LP - Kyle Winkler	23345
6/25/10	L 6-2	TCU	WP - Matt Purke	LP - Rob Rasmussen	22334
6/26/10	W 10-3	TCU	WP - Trevor Bauer	LP - Kyle Winkler	10907
6/28/10	L 7-1	South Carolina	WP - Blake Cooper	LP - Gerrit Cole	23181
6/29/10	L 2-1 (11)	South Carolina	WP - Matt Price	LP - Dan Klein	24390
College World Series Recap - Record (3-3), Finish (2nd)					
2010 - NCAA Los Angeles Super Regional (at UCLA)					
6/11/10	L 4-3	Cal State Fullerton	WP - Noe Ramirez	LP - Gerrit Cole	2077
6/12/10	W 11-7 (10)	Cal State Fullerton	WP - Dan Klein	LP - Kevin Rath	2005
6/13/10	W 8-1	Cal State Fullerton	WP - Rob Rasmussen	LP - Dylan Floro	1967
Super Regional Recap - Record (2-1), Finish (1st)					
2010 - NCAA Los Angeles Regional (at UCLA)					
6/4/10	W 15-1	Kent State	WP - Gerrit Cole	LP - Robert Sabo	1482
6/5/10	W 6-3	LSU	WP - Trevor Bauer	LP - Anthony Ranaudo	2613
6/6/10	W 6-2	UC Irvine	WP - Rob Rasmussen	LP - Eric Pettis	1209
Regional Recap - Record (3-0), Finish (1st)					
2008 - NCAA Fullerton Regional (at Cal State Fullerton)					
5/30/08	W 3-2	Virginia	WP - Brendan Lafferty	LP - Matt Packer	1655
5/31/08	W 11-4	Cal State Fullerton	WP - Charles Brewer	LP - Jeff Kaplan	2912
6/1/08	L 11-8	Cal State Fullerton	WP - Michael Morrison	LP - Gavin Brooks	1892
6/2/08	L 5-4	Cal State Fullerton	WP - Brian Wilson	LP - Rob Rasmussen	3012
Regional Recap - Record (2-2), Finish (2nd)					
2007 - NCAA Fullerton Super Regional (at Cal State Fullerton)					
6/9/07	L 12-2	Cal State Fullerton	WP - Wes Roemer	LP - Tyson Brummett	3394
6/10/07	L 2-1	Cal State Fullerton	WP - Adam Jorgenson	LP - Gavin Brooks	3442
Super Regional Recap - Record (0-2), Finish (2nd)					
2007 - NCAA Long Beach Regional (at Long Beach State)					
6/1/07	W 7-3	Pepperdine	WP - Tyson Brummett	LP - Barry Enright	1647
6/2/07	W 3-1	Illinois-Chicago	WP - Gavin Brooks	LP - Zach Peterson	1579
6/3/07	W 7-4	Long Beach State	WP - Tim Murphy	LP - Shane Peterson	2089
Regional Recap - Record (3-0), Finish (1st)					
2006 - NCAA Malibu Regional (at Pepperdine)					
6/2/06	W 3-2	UC Irvine	WP - Hector Ambriz	LP - Justin Cassel	1200
6/3/06	L 6-0	Pepperdine	WP - Paul Coleman	LP - David Huff	1500
6/4/06	L 2-1	Missouri	WP - Rick Zagone	LP - Tyson Brummett	685
Regional Recap - Record (1-2), Finish (3rd)					
2004 - NCAA Oklahoma City Regional (at Oklahoma)					
6/4/04	W 9-1	Oklahoma	WP - Casey Janssen	LP - Mark Roberts	7792
6/5/04	L 4-3	Florida	WP - Connor Falkenbach	LP - Wes Whisler	1981
6/5/04	W 17-7	Oklahoma	WP - David Johnson	LP - Casey Brown	3056
6/6/04	L 11-0	Florida	WP - Tommy Boss	LP - Dan Miltenberger	2341
Regional Recap - Record (2-2), Finish (2nd)					
2000 - NCAA Baton Rouge Super Regional (at Louisiana State)					
6/2/00	L 8-2	Louisiana State	WP - Brian Tallet	LP - Rob Henkel	7624
6/3/00	L 14-8	Louisiana State	WP - Billy Brian	LP - Josh Karp	7667
Super Regional Recap - Record (0-2), Finish (2nd)					
2000 - NCAA Oklahoma City Regional (at Oklahoma)					
5/26/00	W 13-12	Delaware	WP - Bobby Roe	LP - Vic Sage	2584
5/27/00	W 10-5	Oklahoma	WP - Josh Karp	LP - Logan Cuellar	4865
5/28/00	W 11-3	Oklahoma	WP - Ryan Carter	LP - Austin Mix	4144
Regional Recap - Record (3-0), Finish (1st)					
1999 - NCAA Wichita Regional (at Wichita State)					
5/28/99	W 12-6	Oklahoma State	WP - Josh Karp	LP - Matt Smith	3598
5/29/99	L 4-2	Wichita State	WP - Brandon Sloan	LP - Jon Brandt	5095
5/29/99	L 17-10	Oklahoma State	WP - Dale Pearson	LP - Ryan Carter	3058
Regional Recap - Record (1-2), Finish (3rd)					
1997 - College World Series (at Omaha, Neb.)					
5/31/97	L 7-3 (12)	Miami	WP - Robbie Morrison	LP - Jake Meyer	18049
6/2/97	L 7-5	Mississippi State	WP - Hank Thoms	LP - Rob Henkel	20116
CWS Recap - Record (0-2), Finish (1-7th)					

College World Series History

Year	Champion	Runner-Up
2021	Mississippi State	Vanderbilt
2020	-	-
2019	Vanderbilt	Michigan
2018	Oregon State	Arkansas
2017	Florida	LSU
2016	Coastal Carolina	Arizona
2015	Virginia	Vanderbilt
2014	Vanderbilt	Virginia
2013	UCLA	Mississippi State
2012	Arizona	South Carolina
2011	South Carolina	Florida
2010	South Carolina	UCLA
2009	LSU	Texas
2008	Fresno State	Georgia
2007	Oregon State	North Carolina
2006	Oregon State	North Carolina
2005	Texas	Florida
2004	Cal State Fullerton	Texas
2003	Rice	Stanford
2002	Texas	South Carolina
2001	Miami	Stanford
2000	LSU	Stanford
1999	Miami	Florida State
1998	USC	Arizona State
1997	LSU	Alabama
1996	LSU	Miami
1995	Cal State Fullerton	USC
1994	Oklahoma	Georgia Tech
1993	LSU	Wichita State
1992	Pepperdine	Cal State Fullerton
1991	LSU	Wichita State
1990	Georgia	Oklahoma State
1989	Wichita State	Texas
1988	Stanford	Arizona State
1987	Stanford	Oklahoma State
1986	Arizona	Florida State
1985	Miami	Texas
1984	Cal State Fullerton	Texas
1983	Texas	Alabama
1982	Miami	Wichita State
1981	Arizona State	Oklahoma State
1980	Arizona	Hawaii
1979	Cal State Fullerton	Arkansas
1978	USC	Arizona State
1977	Arizona State	South Carolina
1976	Arizona	Eastern Michigan
1975	Texas	South Carolina
1974	USC	Miami
1973	USC	Arizona State
1972	USC	Arizona State
1971	USC	Southern Illinois
1970	USC	Florida State
1969	Arizona State	Tulsa
1968	USC	Southern Illinois
1967	Arizona State	Houston
1966	Ohio State	Oklahoma State
1965	Arizona State	Ohio State
1964	Minnesota	Missouri
1963	USC	Arizona
1962	Michigan	Santa Clara
1961	USC	Oklahoma State
1960	Minnesota	USC
1959	Oklahoma State	Arizona
1958	USC	Missouri
1957	California	Penn State
1956	Minnesota	Arizona
1955	Wake Forest	Western Michigan
1954	Missouri	Rollins
1953	Michigan	Texas
1952	Holy Cross	Missouri
1951	Oklahoma	Tennessee
1950	Texas	Washington State
1949	Texas	Wake Forest
1948	USC	Yale
1947	California	Yale

NCAA TOURNAMENT HISTORY

DATE	RESULT	OPPONENT	WINNING PITCHER	LOSING PITCHER	ATT.
1997 - NCAA Midwest Regional (at Oklahoma State)					
5/22/97	L 7-2	Harvard	WP - Frank Hogan	LP - Tom Jacquez	2368
5/23/97	W 15-1	Ohio	WP - Matt Klein	LP - Aaron Houdeshell	2382
5/24/97	W 5-3	Tennessee	WP - Peter Zamora	LP - Michael Cosgrove	2466
5/24/97	W 14-9	Harvard	WP - Nick St. George	LP - Donald Jamieson	2387
5/25/97	W 14-2	Oklahoma State	WP - Jim Parque	LP - Scott Williamson	3821
5/25/97	W 22-2	Oklahoma State	WP - Tom Jacquez	LP - Dave Maurer	3329

Regional Recap - Record (5-1), Finish (1st)

1996 - NCAA Central I Regional (at University of Texas)

5/23/96	W 5-2	Texas	WP - Jim Parque	LP - Eric French	6649
5/24/96	L 13-2	Southwest Missouri State	WP - John Hardin	LP - Peter Zamora	5238
5/25/96	W 10-8	Sam Houston State	WP - Dan Keller	LP - K. Hermes	5238
5/25/96	W 9-4	Southwest Missouri State	WP - Kevin Sheredy	LP - Scott Geitz	4005
5/26/96	L 8-4	Miami	WP - Clint Weibl	LP - Ryan Lynch	3753

Regional Recap - Record (3-2), Finish (2nd)

1993 - NCAA Central I Regional (at Texas A&M)

5/27/93	W 6-1	Lamar	WP - Tim Kubinski	LP - Mike Pasqualiccio	2786
5/28/93	W 9-4	Hawaii	WP - Jon Van Zandt		2303
5/29/93	L 11-4	Texas A&M	WP - Kelly Wunsch	LP - Gabe Sollecito	5189
5/29/93	L 8-5	North Carolina	WP - Scott Wissel	LP - Gary Adcock	2669

Regional Recap - Record (2-2), Finish (3rd)

1992 - NCAA Mideast Regional (at Mississippi State)

5/21/92	L 4-3	Oklahoma	WP - Zack Krislock	LP - Gabe Sollecito	2019
5/22/92	W 6-5	Clemson	WP - Bill Craig	LP - Aaron Jersild	2368
5/23/92	W 8-0	Yale	WP - Tim Kubinski	LP - Daniel Lock	2475
5/24/92	W 3-2	Mississippi State	WP - Pete Janicki	LP - Chuck Daniel	6057
5/24/92	L 10-0	Oklahoma	WP - Casey Mendenhall	LP - Gary Adcock	1332

Regional Recap - Record (3-2), Finish (2nd)

1990 - NCAA Midwest Regional (at Wichita State)

5/25/90	L 6-4	South Alabama	WP - Mike Zimmerman	LP - Tim Lindsay	1223
5/26/90	W 13-8	Fordham	WP - Pete Janicki	LP - Joe Maniscalco	3581
5/27/90	W 7-5	Wichita State	WP - Dave Zancanaro	LP - Kennie Steenstra	6881
5/28/90	L 5-4	Georgia Southern	WP - Joey Hamilton	LP - Tim Lindsay	573

Regional Recap - Record (2-2), Finish (3rd)

1987 - NCAA West II Regional (at Arizona State)

5/22/87	W 12-11	Hawaii	WP - Alex Sanchez	LP - Brown	6113
5/23/87	L 9-3	Arizona State	WP - Linty Ingram	LP - Randy Hennis	6537
5/24/87	W 16-7	Hawaii	WP - Steve Stowell	LP - Holt	6497
5/24/87	W 21-5	Pepperdine	WP - Keith Shibata	LP - Lewis	6497
5/25/87	L 14-4	Arizona State	WP - David Cassidy	LP - Alex Sanchez	7108

Regional Recap - Record (3-2), Finish (2nd)

1986 - NCAA West I Regional (at UCLA)

5/22/86	L 6-3	Hawaii	WP - Paul Brown	LP - Alex Sanchez	873
5/23/86	L 12-10	Loyola Marymount	WP - Keith Shibata	WP - Jim Bruske	593

Regional Recap - Record (0-2), Finish (4th)

1979 - NCAA West I Regional (at Fresno, Calif.)

5/25/79	W 5-4	Cal State Fullerton	WP - Tim Leary	LP - Tony Hudson	384
5/26/79	W 5-4	Fresno State			
5/27/79	L 9-2	Cal State Fullerton	WP - Tony Hudson	LP - Matt Young	420
5/28/79	L 9-5	Cal State Fullerton	WP - Larry Navilbon	LP - Tim Leary	392

Regional Recap - Record (2-2), Finish (2nd)

1969 - College World Series (at Omaha, Neb.)

6/13/69	L 6-5 (10)	Tulsa	WP - S. Rogers	LP - Jim York	
6/14/69	L 2-1 (11)	Arizona State	WP - Lerrin LaGrow	LP - Jim York	

CWS Recap - Record (0-2), Finish (t-7th)

1969 - NCAA Regional

5/23/69	W 7-5	Santa Clara	WP - Al Hoops	LP - Rich Troedson	3320
5/24/69	W 2-1	Santa Clara	WP - Rick Pope	LP - Scott Davi	2000

Regional Recap - Record (2-0), Finish (1st)

UCLA vs. Opponents (postseason)

Opponent	Record	Last Meeting
Arizona	0-1	June 17, 2012
Arizona State	0-3	May 25, 1987
Army	1-0	June 5, 2021
Baylor	1-0	June 2, 2019
Cal Poly	1-0	June 1, 2013
CSU Bakersfield	2-0	May 31, 2015
Cal State Fullerton	6-7	June 8, 2013
Clemson	1-0	May 22, 1992
Creighton	2-0	June 3, 2012
Delaware	1-0	May 26, 2000
Florida	1-2	June 19, 2010
Florida State	0-1	June 19, 2012
Fordham	1-0	May 26, 1990
Fresno State	2-0	June 4, 2011
Georgia Southern	0-1	May 28, 1990
Gonzaga	2-0	June 3, 2018
Harvard	1-1	May 24, 1997
Hawaii	3-1	May 24, 1987
Illinois-Chicago	1-0	June 2, 2007
Kent State	1-0	June 4, 2010
Lamar	1-0	May 27, 1993
Long Beach State	1-0	June 3, 2007
Loyola Marymount	3-2	June 3, 2019
LSU	2-2	June 16, 2013
Maryland	1-2	June 1, 2015
Miami	0-2	May 28, 1993
Michigan	1-2	June 9, 2019
Minnesota	0-2	June 3, 2018
Mississippi State	3-1	June 25, 2013
Missouri	0-1	June 4, 2006
New Mexico	1-0	June 2, 2012
North Carolina	2-2	June 6, 2021
North Carolina State	1-0	June 18, 2013
Ohio	1-0	May 23, 1997
Oklahoma	4-2	June 4, 2004
Oklahoma State	3-1	May 28, 1999
Omaha	1-0	May 31, 2019
Pepperdine	2-1	June 1, 2007
Sam Houston State	1-0	May 25, 1996
San Diego	1-0	June 2, 2013
San Diego State	1-1	June 3, 2017
San Francisco	1-1	June 5, 2011
Santa Clara	2-0	May 23, 1969
South Alabama	0-1	May 25, 1990
South Carolina	0-2	June 29, 2010
Southwest Missouri State	1-1	May 24, 1996
Stony Brook	1-0	June 15, 2012
TCU	4-1	June 9, 2012
Tennessee	1-0	May 24, 1997
Texas	1-1	June 2, 2017
Texas A&M	0-1	May 29, 1993
Texas Tech	0-1	June 6, 2021
Tulsa	0-1	June 13, 1969
UC Irvine	2-1	June 5, 2011
Virginia	1-0	May 30, 2008
Wichita State	1-1	May 29, 1999
Yale	1-0	May 23, 1992



Nick Vander Tuig and Adam Plutko

ALL-TIME NCAA TOURNAMENT STATS (BATTING)

Name	AB	R	H	2B	3B	HR	RBI	BB	SO	SB	AVG	GP	Years
Adams, Mannie	13	1	1	0	0	0	2	2	2	0	.077	4	1990
Allen, Bob	3	0	0	0	0	0	0	1	0	0	.000	2	1987
Allen, Brenton	24	5	5	1	0	0	2	3	11	0	.250	12	2011-13
Amaral, Beau	99	20	33	8	0	1	12	7	22	4	.333	24	2010-12
Amaral, Daniel	23	3	7	2	0	0	5	4	4	2	.304	6	2017-18
Ammirato, Zak	17	6	6	3	0	2	4	3	1	0	.353	5	1996
Atkins, Garrett	38	9	15	3	1	3	12	2	2	0	.395	8	1999, 00
Auten, Jim	12	3	5	0	0	3	3	0	0	0	.417	3	1979
Averill, Brandon	4	0	1	0	1	0	2	0	0	0	.250	2	2004
Babineau, Ryan	39	3	10	0	0	1	5	3	10	0	.256	12	2006-08
Baron, Brian	4	0	2	2	0	0	1	0	1	0	.500	1	1999
Bielland, Tim	1	0	0	0	0	0	0	0	0	0	.000	1	1979
Berman, Gary	3	0	1	0	0	0	0	0	0	0	.333	1	1986
Bono, Christoph	25	3	6	1	0	0	2	2	8	1	.240	15	2013, 15
Botterman, Barry	17	2	6	0	0	0	2	--	--	0	.353	4	1969
Bouchard, Sean	6	1	2	0	0	0	0	3	2	0	.333	2	2017
Boyd, Travis	0	0	0	0	0	0	0	0	0	0	.000	1	1993
Brown, Trevor	52	10	17	1	1	0	8	1	8	0	.327	17	2010-12
Byrnes, Eric	57	12	16	2	0	1	8	3	8	1	.281	13	1996, 97
Canales, Josh	15	3	4	0	0	0	3	2	1	0	.267	5	2000
Cardenas, Noah	43	4	13	1	0	1	6	4	9	0	.302	12	2019, 21
Carrasco, Tony	1	0	0	0	0	0	1	0	0	0	.000	1	1993
Carrithers, Alden	37	9	13	5	0	0	3	3	6	2	.351	9	2007, 08
Carroll, Brian	31	10	7	1	0	0	0	6	7	3	.226	11	2011-13
Carty, Mike	1	0	0	0	0	0	0	--	--	0	.000	1	1969
Caulfield, Pat	3	0	0	0	0	0	0	2	2	1	.000	3	2021
Chambliss, Chris	15	3	5	2	1	0	1	--	--	0	.333	4	1969
Chatterton, Trent	19	2	3	1	0	0	2	1	2	0	.158	6	2013, 15
Clarke, Zander	2	0	0	0	0	0	0	0	2	0	.000	1	2017
Cline, Scott	25	7	12	2	0	2	13	5	5	0	.480	7	1986, 87
Cloud, Casey	22	4	6	0	0	0	4	4	5	0	.273	7	1997
Cohen, Gabe	21	2	5	2	0	0	3	0	4	0	.238	5	2007
Coston, Roy	0	1	0	0	0	0	0	--	--	0	.000	2	1969
Craig, Benny	1	0	0	0	0	0	0	0	0	0	.000	1	1996
Crawford, Brandon	47	8	14	6	2	1	7	3	9	0	.298	12	2006-08
Criss, Brian	2	0	0	0	0	0	0	0	1	0	.000	3	1992
Cuellar, Kyle	23	2	6	2	0	0	3	3	7	1	.261	9	2017-19, 21
Curliale, Michael	4	0	0	0	0	0	0	0	3	0	.000	3	2021
Curtis, Jermaine	48	4	19	6	1	1	4	3	5	2	.396	12	2006-08
Dean, Brent	6	0	1	0	0	0	1	0	1	0	.167	2	2008
DeCinces, Tim	20	4	7	1	0	2	9	1	1	1	.350	5	1996
Decker, Cody	29	3	9	1	0	1	5	2	8	0	.310	9	2006-08
Denove, Chris	14	2	5	2	0	0	4	1	3	0	.357	4	2004
Dieter, Dave	4	0	0	0	0	0	0	0	2	0	.000	2	1993
Dodson, Pat	11	3	4	0	0	1	1	1	2	0	.364	3	1979
Dolak, John	1	0	0	0	0	0	0	0	0	0	.000	1	1987
Dolan, Brady	19	4	7	0	1	0	1	0	5	0	.368	6	2007, 08
Dunlap, Blair	71	8	21	4	1	2	9	5	17	2	.296	19	2006, 08, 10
Ellis, Paul	13	5	6	1	0	1	2	2	1	0	.462	4	1990
Ervin, Gary	4	0	0	0	0	0	0	1	2	0	.000	2	1979
Espy, Dean	49	6	14	1	0	2	8	2	11	3	.286	16	2010, 11
Fiacco, Charlie	19	10	6	0	0	1	4	7	2	2	.316	5	1987
Filby, Jack	2	0	0	0	0	0	0	0	1	0	.000	2	2021
Filia, Eric	36	8	16	2	0	0	11	2	1	1	.444	10	2013
Followell, Vern	9	1	2	1	0	0	0	1	0	0	.222	3	1979
Gallagher, Pat	38	3	13	2	0	0	7	1	7	0	.342	11	2011-13
Gallego, Mike	12	1	5	1	0	0	1	0	2	0	.417	3	1979
Gallego, Niko	42	9	12	1	1	0	7	5	9	6	.286	12	2010
Gausepohl, Dan	13	1	1	0	0	1	2	0	5	0	.077	3	1979
Gelalich, Jeff	82	15	24	5	0	5	17	6	24	6	.293	23	2010-12
Giovinazzo, Chris	57	7	12	2	0	0	4	3	16	2	.211	16	2008, 10, 11
Giovinazzo, Matt	0	0	0	0	0	0	0	0	0	0	.000	1	2011, 12
Glantz, John	1	0	0	0	0	0	0	0	0	0	.000	1	1990
Glaus, Troy	50	14	18	3	1	4	10	13	12	1	.360	13	1996, 97
Godin, Curtis	0	0	0	0	0	0	0	0	0	1	.000	2	2017
Green, Jason	15	2	4	0	0	0	3	2	2	0	.267	8	1997-99
Griffin, Preston	15	6	7	1	0	0	2	1	3	0	.467	4	2004
Haerther, Casey	17	3	5	3	1	0	2	0	4	0	.294	4	2008
Hahn, Josh	0	0	0	0	0	0	0	0	0	0	.000	1	2021
Hamelin, Bob	6	1	2	1	0	1	5	1	1	2	.333	2	1987
Hamill, Ryan	1	0	0	0	0	0	0	0	1	0	.000	1	2000
Hankins, Mike	17	4	4	0	0	0	1	4	2	0	.235	5	1987, 90
Haselman, Billy	27	5	8	1	1	1	9	4	4	1	.296	7	1986, 87
Hazard, Justin	1	0	1	0	0	0	0	0	0	0	1.000	1	2015
Heineman, Tyler	33	6	6	1	0	0	3	5	1	0	.182	12	2010-12
Heinrichs, Jon	53	13	16	5	0	2	16	6	6	3	.302	13	1996, 97
Hemming, Jim	15	3	4	0	0	0	1	4	4	0	.267	5	2000
Hennis, Randy	0	0	0	0	0	0	0	0	0	0	.000	1	1987
Hinds, Robert	18	0	4	0	1	0	2	2	2	1	.222	6	1990, 92
Hirabayashi, Jake	9	0	2	0	0	0	1	1	3	0	.222	6	2017-19
Hisey, Steve	25	8	10	1	0	5	14	3	6	1	.400	7	1986, 87
Holland, Wayne	2	1	0	0	0	0	0	--	--	0	.000	3	1969
Holley, Bobby	27	7	8	2	0	1	2	3	7	1	.296	7	1986, 87
Holt, Dennis	2	1	1	0	0	0	0	0	0	0	.500	2	2010
Hoops, Al	4	0	1	0	0	0	0	--	--	0	.250	2	1969
Hymes, Mike	5	1	2	0	0	0	0	0	0	0	.400	5	1997
Jensen, Chris	11	0	3	0	0	0	1	0	2	0	.273	3	2006
Johns, Gavin	1	0	0	0	0	0	0	1	0	0	.000	1	2017

Name	AB	R	H	2B	3B	HR	RBI	BB	SO	SB	AVG	GP	Years
Johnson, Forrest	26	7	8	2	0	3	7	1	4	0	.308	6	1999, 00
Joslyn, John	8	4	3	1	0	1	3	1	2	0	.375	2	1986
Karros, Eric	23	8	6	1	0	1	8	2	2	0	.261	5	1987
Karros, Kyle	8	0	0	0	0	0	1	0	2	0	.000	2	2021
Katzaroff, Robbie	19	4	5	0	0	0	1	3	0	5	.263	5	1987, 90
Keck, Chris	21	1	4	1	0	0	3	5	4	0	.190	11	2012-13, 15
Keefer, Cody	38	10	11	2	0	0	4	11	3	2	.289	12	2010-12
Kendall, Kevin	40	10	12	5	0	0	4	3	14	2	.300	11	2018-19, 21
Kramer, Kevin	83	14	23	4	0	1	10	7	16	0	.277	23	2012-13, 15
Kreidler, Ryan	57	9	11	1	0	2	4	3	9	3	.193	14	2017-19
Krill, Brett	15	0	4	1	0	0	2	0	4	0	.267	6	2010
Kubinski, Tim	4	1	0	0	0	0	1	0	1	0	.000	4	1992, 93
Kuehnert, Anthony	1	0	0	0	0	0	0	0	1	0	.000	1	1992
Lang, Roger	13	1	2	0	0	0	0	0	2	0	.154	3	1979
LeBlanc, Bill	1	0	0	0	0	0	0	--	--	0	.000	1	1969
Lohman, Chris	9	0	5	2	0	0	5	0	1	0	.556	5	1992, 93
Lovullo, Torey	25	9	6	1	0	0	1	10	4	0	.240	7	1986, 87
Lyon, Nick	12	1	3	1	0	0	2	2	5	1	.250	4	1999, 00
Markel, Aaron	0	0	0	0	0	0	0	0	0	0	.000	1	2004
Matoian, Chad	44	10	12	2	0	1	6	4	4	0	.273	11	1996, 97
McCarthy, Ryan	18	3	4	0	0	2	4	0	4	1	.222	4	2004
McGuire, Ryan	31	5	10	3	0	2	7	2	3	1	.323	7	1992, 93
McInerney, Will	0	0	0	0	0	0	0	0	0	0	.000	0	2018
McLain, Matt	39	5	12	4	0	0	9	3	8	0	.308	12	2019, 21
McMillan, Brett	15	2	2	0	0	0	1	4	1	0	.133	5	2004, 06
Melhuse, Adam	27	7	7	2	0	0	1	6	7	1	.259	7	1992, 93
Merricks, Charles	33	7	12	2	0	0	4	3	4	0	.364	8	1999, 00
Miller, Mark	11	0	2	0	0	0	1	1	2	0	.182	3	1979
Miller Jr., Darrell	18	4	5	1	0	0	0	2	4	0	.278	5	2015
Mitchell, Freddie	0	0	0	0	0	0	0	0	0	0	.000	2	2000
Mitchell, Garrett	45	5	13	1	4	0	10	5	8	2	.289	11	2018-19
Moberg, Jake	10	3	4	0	0	0	2	2	3	0	.400	5	2019, 21
Molina, Jake	17	0	1	0	0	0	3	0	0	0	.059	4	1969
Montanari, Dave	6	1	1	0	0	0	2	0	2	0	.167	2	1979
Moore, Michael	16	1	3	0	0	1	6	4	9	0	.188	7	1990, 92
Moore, Ty	17	4	8	1	0	1	4	5	2	1	.471	6	2013, 15
Murphy, Tim	13	3	3	1	0	0	0	2	3	0	.231	5	2006-08
Murray, Eddie	0	1	0	0	0	0	0	0	0	0	.000	3	2007-08
Myrow, John	26	4	8	1	0	0	1	2	3	2	.308	7	1992, 93
Navarro, Marc	6	1	2	1	0	0	1	1	0	0	.333	7	2010, 11
Nista, Brett	22	5	9	1	0	0	1	0	6	0	.409	8	1996, 97
Norman, Anthony	1	0	1	0	0	0	0	0	0	0	1.000	1	2006
Olson, Cass	3	0	0	0	0	0	0	0	0	0	.000	5	1996, 97
Osborn, Jeff	15	1	0	0	0	0	0	1	3	0	.000	5	1986, 87
Page, Jarrad	13	2	2	0	0	0	1	2	5	0	.154	4	2004
Pearl, Matt	29	8	7	0	0	0	2	6	8	0	.241	7	1999, 00
Pennilli, Will	19	1	4	1	0	0	2	0	1	0	.211	7	2004, 06, 07
Perez, Mikey	15	4	2	1	0	0	0	3	5	0	.133	5	2019, 21
Persico, Luke	22	1	6	0	0	0	5	0	3	1	.273	5	2015
Peterson, Kort	18	1	7	0	0	0	2	2	3	2	.389	5	2015
Petretta, Bob	3	0	1	0	0	0	0	--	--	0	.333	4	1969
Pinto, Aldo	2	0	0	0	0	0	0	1	0	0	.000	4	1997, 99
Pope, Rick	7	0	2	0	0	0	0	0	0	0	.286	2	1969
Prendiz, Jordan	1	0	0	0	0	0	0	0	1	0	.000	2	2019
Price, Steve	17	2	6	0	1	0	0	0	0	1	.353	4	1969
Pries, Jake	39	6	8	2	0	3	10	3	7	0	.205	13	2017-19
Pritchett, Chris	15	6	5	1	0	0	4	2	2	9	.333	4	1990
Rahmatulla, Tyler	24	5	6	3	0	1	4	4	5	1	.250	6	2010
Ravitz, David	22	5	6	1	0	1	1	4	5	1	.273	7	1992, 93
Reece, Eric	7	1	1	0	0	0	0	2	1	0	.143	3	1999, 00
Regis, Cody	120	20	32	5	0	5	22	20	31	3	.267	34	2010-13
Reinbach, Mike	1	0	0	0	0	0	0	--	--	0	.000	1	1969
Roberts, David	30	2	11	0	0	0	0	2	3	3	.367	7	1992, 93
Rodriguez, Jim	13	2	4	0	0	0	3	0	0	0	.308	4	1969
Rodriguez, Steve	42	7	9	2	0	0	4	7	6	0	.214	15	2010, 11
Roenicke, Josh	11	0	1	0	0	0	1	0	2	0	.091	5	2004, 06
Roques, Ryan	3	0	1	0	0	0	1	0	1	0	.333	4	1997
Rosica, Daniel	17	0	2	0	0	0	0	1	4	0	.117	6	2017-18
Runk, Steve	15	1	3	0	0	0	0	0	0	0	.200	4	1969
Sanserino, Gary	18	1	2	0	0	0	1	0	0	1	.111	4	1969
Santora, Jack	46	9	13	1	0	1	6	6	4	0	.283	13	1996, 97, 99
Schafer, Brett	2	0	0	0	0	0	0	1	2	0	.000	1	1993
Schult, Rob	0	0	0	0	0	0	0	0	0	0	.000	1	1996
Schwartz, JT	16	3	5	1	0	1	4	2	6	0	.313	4	2021
Schwenke, Matt	17	1	1	0	0	0	0	2	6	0	.059	7	1992, 93
Scott, Bill	39	11	17	5	1	3	11	3	9	0	.436	8	1999, 00
Scruggs, Tony	15	4	5	0	0	1	1	5	3	0	.333	5	1986, 87
Sealy, Don	1	0	0	0	0	0	0	--	--	0	.000	2	1969
Shaw, Tom	0	0	0	0	0	0	0	--	--	0	.000	1	1969
Shedd, Steve	16	2	3	1	0	0	0	--	--	0	.188	4	1969
Shelley, Randall	18	2	7	2	0	1	8	3	3	0	.389	5	2000
Shibata, Keith	0	0	0	0	0	0	0	0	0	0	.000	1	1987
Silva, Jarron	7	5	2	0	0	0	0	4	0	0	.296	6	2019, 21
Slaughter, Don	11	2	6	0	0	1	2	1	1	0	.545	3	1979
Smith, Sean	9	0	1	0	0	0	0	0	1	0	.111	3	2006
Stephens, Brett	28	2	4	0	0	0	0	1	6	1	.143	7	2015, 2017
Stewart, Tim	26	2	3	1	0	0	1	3	5	0	.115	8	2006-07
Stoll, Dave	0	0	0	0	0	0	0	0	0	0	.000	1	1992

ALL-TIME NCAA TOURNAMENT STATS (BATTING)

Name	AB	R	H	2B	3B	HR	RBI	BB	SO	SB	AVG	GP	Years
Stowell, Steve	12	3	3	2	0	0	3	1	3	0	.250	4	1986, 87
Stronach, Jack	42	4	12	3	1	0	8	0	10	0	.286	13	2017-19
Strumpf, Chase	56	12	16	6	1	2	7	9	16	0	.286	14	2017-19
Susdorf, Billy	18	1	4	1	0	1	3	0	3	0	.222	4	2004
Svetlic, Mike	13	4	5	0	0	0	2	1	5	0	.385	4	2004
Taylor Jr., Eric	1	0	0	0	0	0	0	0	1	0	.000	1	2006
Teijeiro, RJ	3	1	1	1	0	0	0	0	1	0	.333	3	2018
Thayer, Matt	14	4	4	1	0	1	4	2	3	0	.286	4	2004
Theodorou, Nick	44	10	23	4	0	0	5	6	8	0	.523	12	1996-97
Toglia, Michael	46	11	15	5	0	3	14	12	13	0	.326	14	2017-19
Tokheim, David	16	2	4	0	0	0	2	1	2	4	.250	4	1990
Trott, Warren	0	0	0	0	0	0	0	0	0	0	.000	3	2000
Urabe, Brett	0	0	0	0	0	0	0	0	0	0	.000	3	2015
Uribe, Justin	51	8	15	6	0	1	3	5	7	1	.294	16	2007, 10
Utley, Chase	40	12	15	4	1	5	11	3	8	2	.375	8	1999-00
Valaika, Pat	78	6	16	1	1	0	17	8	17	2	.205	22	2011-13

Name	AB	R	H	2B	3B	HR	RBI	BB	SO	SB	AVG	GP	Years
Valent, Eric	56	13	16	2	0	5	20	4	10	1	.286	13	1996-97
Valent, Royce	2	0	0	0	0	0	0	0	1	0	.000	3	1996-97
Vallone, Gar	7	0	1	0	0	0	0	0	2	0	.143	3	1992-93
Vaugs, JonJon	16	4	6	1	0	1	3	2	3	1	.375	4	2021
Webb, Kevin	15	1	3	3	0	0	3	2	5	0	.200	4	1990
Weisser, Mickey	15	0	4	0	1	0	1	0	4	0	.267	5	2007-08
Whisler, Wes	15	5	4	1	0	1	2	1	4	0	.267	4	2004
Williams, Adrian	2	1	1	0	0	0	0	0	0	0	.500	4	2010
Williams, Kevin	46	4	10	2	1	0	7	2	13	3	.217	16	2011-13
Wills, Shawn	24	2	2	0	0	0	1	0	8	1	.083	8	1990, 92
Wolfe, Joel	18	3	5	2	0	0	4	0	3	0	.278	4	1990
Ydens, Jeremy	50	8	13	3	1	1	2	1	13	2	.260	12	2018-19
York, Jim	1	0	0	0	0	0	0	--	--	0	.000	2	1969
Zamora, Pete	56	10	18	5	0	2	12	3	10	0	.321	13	1996-97
Zeile, Shane	40	3	8	1	0	0	2	3	10	0	.200	14	2012-13
Zeile, Todd	6	2	0	0	0	0	0	1	1	0	.000	2	1986

*records do not include three of UCLA's 81 postseason games (5/27/93 vs. Lamar, 5/28/93 vs. Hawaii, 5/26/79 vs. Fresno State)

ALL-TIME NCAA TOURNAMENT STATS (PITCHING)

Name	W	L	SV	IP	H	R	ER	BB	SO	ERA	AP	GS	Years
Adcock, Gary	0	2	0	12.2	16	14	10	6	7	7.11	2	2	1992-93
Ambriz, Hector	1	0	0	9.0	4	2	0	4	5	0.00	1	1	2006
Arrasmith, Scott	0	0	0	1.0	0	0	0	1	0	0.00	1	0	2000
Barker, Garrett	0	0	0	1.0	4	1	0	3	0	0.00	3	0	2018
Bauer, Trevor	4	0	0	39.0	32	16	13	10	55	3.00	5	5	2010-11
Berg, David	1	0	8	32.2	21	3	3	7	35	0.83	20	0	2012-13, 15
Bergin, Jesse	0	1	0	6.1	11	6	5	2	3	4.26	2	2	2019, 21
Bird, Jake	0	1	0	13.2	10	6	4	2	5	2.63	3	1	2015, 17-18
Bollens, Scott	0	0	0	3.1	3	0	0	1	1	0.00	2	0	1979
Brandt, Jon	0	1	1	15.2	19	10	6	9	10	3.45	4	1	1999, 00
Brewer, Charles	1	0	0	5.0	7	3	3	2	5	5.40	1	1	2008
Brooks, Gavin	1	2	0	18.2	10	7	4	6	19	1.93	3	3	2007, 08
Brophy, Kevin	0	0	0	2.2	7	5	5	3	0	16.87	3	0	2004, 07
Brummett, Tyson	1	2	0	19.2	22	14	14	6	14	6.41	3	3	2006, 07
Burke, Scott	0	0	0	0.2	0	0	0	0	1	0.00	1	0	2017
Canning, Griffin	0	1	0	7.2	6	3	2	2	6	2.35	1	1	2017
Carter, Ryan	1	1	0	13.2	14	16	15	9	10	9.88	4	2	1999, 00
Ceja, Moises	0	0	0	2.0	1	1	1	0	1	4.50	1	0	2015
Chaidez, Adrian	0	0	0	6.1	7	5	5	1	7	7.11	3	0	2021
Cislak, Chad	0	0	0	1.2	5	7	5	1	1	27.00	1	0	1999
Claypool, Garrett	0	0	0	3.2	3	3	3	2	2	7.36	1	0	2010
Cole, Gerrit	2	3	0	34.0	33	16	14	7	40	3.71	5	5	2010, 11
Colwell, Daniel	0	0	0	0.0	2	1	1	1	0	INF	1	0	2021
Conine, Jeff	0	0	0	1.0	0	0	0	0	1	0.00	1	0	1987
Craig, Bill	1	0	0	5.0	8	3	3	4	2	5.40	3	0	1992
Dale, David	0	0	1	6.0	7	7	7	4	1	10.50	4	0	1986, 87
Deeter, Ryan	0	0	0	2.2	2	0	0	2	2	0.00	2	0	2011, 12
Dersom, Tyler	0	0	0	2.1	0	0	0	2	3	0.00	1	0	1999
Drummond, Matt	0	0	0	5.0	9	3	3	3	5	5.40	2	0	2008, 10
Dyer, Grant	0	1	0	5.2	4	1	1	1	3	1.59	3	1	2015
Filby, Jack	0	0	0	1.0	1	1	1	0	2	9.00	1	0	2019
Forbes, Tucker	1	0	0	4.0	0	0	0	0	5	0.00	3	0	2015
Garcia, Ryan	2	1	0	25.1	14	8	4	4	25	1.42	4	3	2018-19
Goeddel, Erik	0	0	0	6.0	4	1	0	3	6	0.00	4	0	2010
Grace, Matt	0	0	0	4.1	4	2	2	2	5	4.15	4	0	2008, 10
Griggs, Scott	0	0	0	3.1	5	2	2	2	5	5.40	4	0	2010-12
Hadley, Nathan	0	0	0	10.0	5	2	2	5	10	1.80	8	0	2018-19
Hale, Jeffrey	0	0	0	1.0	2	1	1	0	0	9.00	1	0	1992
Hansen, Guy	0	0	0	3.0	2	0	0	0	4	0.00	1	0	1969
Heineman, Rick	0	0	0	6.2	10	5	5	3	4	6.75	2	0	1996
Henkel, Rob	0	2	0	19.1	21	18	11	10	19	5.12	6	2	1997, 00
Hennis, Randy	0	1	0	8.0	10	9	8	3	6	9.00	1	1	1987
Hooper, Justin	0	0	0	0.0	0	0	0	1	0	0.00	1	0	2017
Hoops, Al	1	0	0	11.2	10	6	6	7	7	4.63	2	2	1969
Howatt, Jeff	0	0	0	0.0	0	0	0	1	0	0.00	1	0	1993
Huff, Dave	0	1	0	8.1	9	5	5	2	1	5.40	1	1	2006
Jacquez, Tom	1	1	0	13.0	15	7	6	3	8	4.15	3	1	1997
Janicki, Pete	2	0	0	28.0	28	11	11	9	23	3.54	3	3	1990, 92
Janssen, Casey	1	0	0	8.0	2	0	0	1	7	0.00	1	1	2004
Jerkens, Kevin	0	0	0	0.0	1	2	0	0	0	0.00	1	0	2000
Johnson, David	1	0	0	7.1	11	4	4	3	5	4.91	1	1	2004
Kaprielian, James	1	0	0	14.2	7	4	4	5	14	2.45	8	1	2013, 15
Karp, Josh	2	1	0	17.1	15	11	8	11	17	4.15	3	3	1999, 00
Keller, Dan	1	0	0	14.0	12	5	5	5	5	3.21	4	0	1996, 97
Klein, Dan	1	1	1	12.1	9	5	4	5	7	2.92	7	0	2008, 10
Klein, Matt	1	0	0	4.0	6	4	2	4	2	4.50	4	0	1996, 97
Kramer, Dan	0	0	0	3.2	6	5	4	1	3	9.82	3	0	1992, 93
Kubinski, Tim	1	0	0	9.0	5	0	0	2	5	0.00	1	1	1992
Lafferty, Brendan	1	0	0	8.0	2	1	1	4	3	1.13	3	0	2007, 08
Leary, Tim	1	1	0	16.2	19	13	13	4	6	7.02	2	2	1979

Name	W	L	SV	IP	H	R	ER	BB	SO	ERA	AP	GS	Years
Lindsay, Tim	0	2	0	15.2	19	11	11	6	7	6.32	2	2	1990
Lodge, Brandon	0	0	0	1.0	3	1	1	0	1	9.00	1	0	2010
Lynch, Ryan	0	1	0	0.1	1	5	5	3	0	135.14	1	1	1996
Magnante, Mike	0	0	0	10.1	18	16	14	5	4	12.19	3	1	1986, 87
Meyer, Jake	0	1	1	2.1	1	5	5	5	2	19.29	3	0	1996, 97
Miltenberger, Dan	0	1	0	1.0	4	4	4	1	1	36.00	1	1	2004
Mitchell, John	0	0	0	2.1	1	2	2	1	2	7.72	2	0	1993
Mora, Kyle	2	3	1	16.2	18	7	7	7	12	3.78	9	1	2018-19, 21
Mullen, Sean	0	0	0	3.2	6	3	3	0	2	7.36	1	1	2021
Murphy, Tim	1	0	1	17.0	16	6	5	5	12	2.65	3	2	2007, 08
Nastrini, Nick	1	0	0	9.0	5	3	3	3	11	3.00	2	2	2019
Novak, Jason	0	0	0	8.1	6	4	3	3	4	3.24	5	0	2006-08
Olsen, Jon	0	0	0	7.2	4	2	2	1	3	2.23	1	1	2017
Oseguera, Paul	0	0	0	1.1	1	0	0	0	1	0.00	1	0	2006
O'Toole, Ryan	0	0	0	1.0	1	1	1	1	1	9.00	1	0	1996
Parque, Jim	2	0	0	28.1	21	7	7	13	33	2.22	5	4	1996, 97
Pettway, Zach	1	0	0	16.0	11	3	3	2	13	1.69	2	2	2018, 21
Phillips, John	0	0	0	2.2	6	5	5	2	3	16.87	1	0	1997
Pinto, Aldo	0	0	0	1.0	0	0	0	0	1	0.00	1	0	1997
Plutko, Adam	7	0	0	57.2	35	8	6	14	37	0.94	8	8	2011-13
Pope, Rick	1	0	0	17.1	17	6	2	5	16	1.04	2	2	1969
Poteet, Cody	1	0	0	5.1	3	0	0	4	3	0.00	1	1	2015
Powell, Holden	1	0	1	13.1	4	1	1	3	12	0.69	6	0	2018-19
Rajcic, Max	0	0	0	3.2	3	1	1	1	3	2.45	2	0	2021
Ralston, Jack	0	1	0	13.2	16	10	10	3	14	6.59	3	3	2018-19
Rasmussen, Rob	2	2	0	28.1	25	9	9	9	28	2.86	5	5	2008, 10
Ridenour, Dana	0	0	0	2.0	2	1	1	2	1	4.50	1	0	1986
Rigetti, Tony	0	0	0	2.1	1	1	0	1	1	0.00	2	1	1997
Roe, Bobby	1	0	0	7.1	8	4	3	4	2	3.68	3	0	1999, 00
Rubi, Felix	1	0	0	4.1	4	3	1	3	1	2.08	2	1	2019
Rustich, Brant	0	0	0	2.0	1	0	0	1	2	0.00	1	0	2004
Sanchez, Alex	1	2	0	15.1	22	17	16	17	13	9.39	3	3	1986, 87
Schanz, Scott	0	0	0	0.1	1	0	0	2	1	0.00	1	0	1990
Scheidler, Nick	0	1	0	1.2	2	3	3	1	2	16.20	2	0	2017-18
Schmidt, Paul	0	0	0	0.1	0	0	0	0	0	0.00	1	0	2006
Schroeder, Brian	0	0	0	0.2	0	0	0	0	1	0.00	1	0	2004
Schulhofer, Adam	0	0	0	5.1	8	5	4	4	1	6.75	1	1	1992
Schwengel, Kris	0	0	0	0.2	1	1	0	0	0	0.00	1	0	1993
Sheredy, Kevin	1	0	0	9.0	9	4	4	6	9	4.00	1	1	1996
Shibata, Keith	1	1	0	10.2	9	7	7	6	8	5.91	2	1	1986, 87
Simon, Adam	0	0	0	5.0	5	4	4	3	5	7.20	1	0	2004
Sollecito, Gabe	0	1	2	5.1	6	6	3	6	3	5.06	3	1	1992, 93
St. George, Nick	1	0	0	9.1	16	9	7	3	2	6.75	3	2	1996, 97
Stoll, Dave	0	0	0	0.2	0	0	0	1	0	0.00	1	0	1992
Stowell, Steve	1	0	0	5.2	8	5	4	4	1	6.35	1	1	1987
Strelitz, Brian	0	0	0	1.0	2	4	4	3	0	36.00	1	0	1999
Townsend, Michael	1	0	0	6.2	11	11	10	7	8	13.50	5	0	2018-19, 21
Vander Tuig, Nick	6	2	1	50.2	42	13	12	8	45	2.13	10	6	2011-13
Vdovkin, Michael	0	0	1	1.2	0	0	0	0	2	0.00	1	0	1990
Virant, Hunter	0	0	0	4.0	3	2	2	2	4	4.50	1	1	2015
Watson, Grant	2	1	0	23.0	18	6	6	6	16	2.35	5	3	2012, 13, 15
Weiss, Zack	1	1	0	17.1	18	8	8	10	12	4.15	8	3	2011-13
Wenrick, Bill	0	0	1	4.0	6	2	2	0	2	4.50	5	0	1986, 87
Whisler, Wes	0	1	0	7.0	7	4	4	1	7	5.14	1	1	2004
White, Garrett	0	1	0	1.0	3	2	2	0	1	18.00	2	0	2004
Wilson, Kyle	0	0	0	1.1	2	2	2	2	3	13.50	1	0	2004
York, Jim	0	2	1	7.1	8	2	0	5	9	0.00	3	0	1969
Young, Matt	0	1	0	7.1	11	9	7	4	5	8.59	1	1	1979
Zamora, Pete	1	1	0	15.2	23	12	8	5	5	4.60	3	3	1996, 97
Zancanaro, Dave	1	0	0	8.1	9	5	5	6	6	5.40	2	1	1997

SINGLE-GAME POSTSEASON RECORDS

HITTING

HITS

1. Nick Theodorou	5	at Oklahoma State	NCAA Regional	5/25/97
2. 16 times	4	last, Eric Filla at Cal St. Fullerton (2013 Supers)		6/7/13

HOME RUNS

1. Jeff Gelalich	2	vs. Creighton	NCAA Regional	6/3/12
Cody Regis	2	vs. Cal State Fullerton	NCAA Super Reg.	6/12/10
Ryan McCarthy	2	at Oklahoma	NCAA Regional	6/5/04
Bill Scott	2	vs. Oklahoma State	NCAA Regional	5/29/99
Jon Heinrichs	2	at Oklahoma State	NCAA Regional	5/25/97
Steve Hisey	2	at Arizona State	NCAA Regional	5/25/87
Jim Auten	2	vs. Cal State Fullerton	NCAA Regional	5/28/79

DOUBLES

1. Matt McLain	2	vs. North Carolina	NCAA Regional	6/6/21
Chase Strumpf	2	vs. Gonzaga	NCAA Regional	6/3/18
Chase Strumpf	2	at Minnesota	NCAA Regional	6/2/18
Michael Toglia	2	vs. Gonzaga	NCAA Regional	6/1/18
Beau Amaral	2	vs. TCU	College World Series	6/21/10
Tyler Rahmatulla	2	vs. Cal State Fullerton	NCAA Super Reg.	6/11/10
Justin Uribe	2	at Cal State Fullerton	NCAA Super Reg.	6/10/07
Randall Shelley	2	at Oklahoma	NCAA Regional	5/28/00
Bill Scott	2	at Oklahoma	NCAA Regional	5/27/00
Brian Baron	2	at Wichita State	NCAA Regional	5/29/99
Pete Zamora	2	at Oklahoma State	NCAA Regional	5/25/97
Troy Glaus	2	at Oklahoma State	NCAA Regional	5/25/97
Chad Matoian	2	vs. Harvard	NCAA Regional	5/24/97
Adam Melhuse	2	at Texas A&M	NCAA Regional	5/29/93
Ryan McGuire	2	vs. Oklahoma	NCAA Regional	5/24/92

RUNS SCORED

1. Preston Griffin	4	at Oklahoma	NCAA Regional	6/5/04
Eric Valent	4	at Oklahoma State	NCAA Regional	5/25/97
Eric Byrnes	4	vs. Ohio	NCAA Regional	5/23/97
Charlie Fiacco	4	vs. Pepperdine	NCAA Regional	5/24/87
Eric Karros	4	vs. Pepperdine	NCAA Regional	5/24/87
6. 29 times	3	last, Ryan Kreidler vs. Loyola Marymount		6/3/19

RUNS BATTED IN

1. Jon Heinrichs	8	at Oklahoma State	NCAA Regional	5/25/97
2. Ryan McGuire	6	vs. Yale	NCAA Regional	5/23/92
Eric Karros	6	vs. Pepperdine	NCAA Regional	5/24/87
4. 5 times	5	last, Erica Filla vs. Miss. State (2013 CWS)		6/25/13



Ryan McCarthy, INF (2002-04)



Beau Amaral, OF (2010-12)

WALKS

1. Michael Toglia	4	Michigan	NCAA Super Reg.	6/8/19
2. Michael Toglia	3	at Minnesota	NCAA Regional	6/2/18
Chris Keck	3	vs. CSU Bakersfield	NCAA Regional	5/29/15
Cody Keefer	3	vs. Stony Brook	College World Series	6/15/12
Cody Regis	3	vs. TCU	College World Series	6/26/10
Blair Dunlap	3	vs. Cal State Fullerton	NCAA Super Reg.	6/12/10
Tyler Rahmatulla	3	vs. Kent State	NCAA Regional	6/4/10
Troy Glaus	3	vs. Ohio	NCAA Regional	5/23/97
Torey Lovullo	3	vs. Pepperdine	NCAA Regional	5/24/87
Charlie Fiacco	3	vs. Pepperdine	NCAA Regional	5/24/87
Torey Lovullo	3	vs. Hawaii	NCAA Regional	5/24/87

STOLEN BASES

1. Robbie Kataroff	3	vs. Fordham	NCAA Regional	5/26/90
2. 8 times	2	last, Brian Carroll vs. Miss. State (2013 CWS)		6/25/13

PITCHING



Pete Janicki, RHP (1990-92)



Tim Murphy, LHP (2006-08)

INNINGS PITCHED

1. Pete Janicki	12.0	vs. Oklahoma	NCAA Regional	5/21/92
2. Rick Pope	10.0	vs. Santa Clara	NCAA Regional	5/24/69
3. Zach Pettway	9.0	vs. North Carolina	NCAA Regional	6/6/21
Adam Plutko	9.0	vs. Creighton	NCAA Regional	6/1/12
Trevor Bauer	9.0	vs. Fresno State	NCAA Regional	6/4/11
Rob Rasmussen	9.0	vs. Cal State Fullerton	NCAA Super Reg.	6/13/10
Tim Murphy	9.0	at Long Beach State	NCAA Regional	6/3/07
Gavin Brooks	9.0	vs. Illinois-Chicago	NCAA Regional	6/2/07
Keith Shibata	9.0	vs. Pepperdine	NCAA Regional	6/1/07
Hector Ambriz	9.0	vs. UC Irvine	NCAA Regional	6/2/06
Jon Brandt	9.0	at Wichita State	NCAA Regional	5/29/99
Kevin Sheredy	9.0	vs. S.W. Missouri State	NCAA Regional	5/25/96
Jim Parque	9.0	at Texas	NCAA Regional	5/23/96
Tim Kubinski	9.0	vs. Yale	NCAA Regional	5/23/92
Tim Lindsay	9.0	vs. Georgia Southern	NCAA Regional	5/28/90
Pete Janicki	9.0	vs. Fordham	NCAA Regional	5/26/90
Tim Leary	9.0	vs. Cal State Fullerton	NCAA Regional	5/25/79

STRIKEOUTS

1. Trevor Bauer	14	vs. Fresno State	NCAA Regional	6/4/11
2. Trevor Bauer	13	vs. TCU	College World Series	6/26/10
Gerrit Cole	13	vs. TCU	College World Series	6/21/10
4. Gavin Brooks	12	at Cal State Fullerton	NCAA Super Reg.	6/10/07
5. Nick Vander Tuig	11	vs. New Mexico	NCAA Regional	6/2/12
Gerrit Cole	11	vs. San Francisco	NCAA Regional	6/3/11
Trevor Bauer	11	vs. Florida	College World Series	6/19/10
Trevor Bauer	11	vs. LSU	NCAA Regional	6/5/10
Jim Parque	11	at Texas	NCAA Regional	5/23/96
10. Jack Ralston	10	vs. Loyola Marymount	NCAA Regional	6/1/19

WALKS

1. Alex Sanchez	8	vs. Hawaii	NCAA Regional	5/22/87
2. Jim Parque	6	vs. Miami	College World Series	5/31/97
Kevin Sheredy	6	vs. S.W. Missouri State	NCAA Regional	5/25/96
Alex Sanchez	6	vs. Hawaii	NCAA Regional	5/22/86
Kevin Sheredy	6	vs. S.W. Missouri State	NCAA Regional	5/25/96
6. Jon Brandt	5	at Wichita State	NCAA Regional	5/29/99
Josh Karp	5	vs. Oklahoma State	NCAA Regional	5/28/99
Jake Meyer	5	vs. Miami	College World Series	5/31/97
Dave Zancanaro	5	at Wichita State	NCAA Regional	5/27/90
Tim Lindsay	5	vs. South Alabama	NCAA Regional	5/25/90

*records do not include three of UCLA's 81 postseason games (5/27/93 vs. Lamar, 5/28/93 vs. Hawaii, 5/26/79 vs. Fresno State)

CAREER POSTSEASON RECORDS

HITTING



Nick Theodorou, INF (1995-98)

BATTING AVERAGE (min. 20 at-bats)	Hits	At-bats	Games	AVG.
1. Nick Theodorou (1996, 97)	23	44	12	.523
2. Scott Cline (1986, 87)	12	25	7	.480
3. Eric Filia (2013)	16	36	10	.444
4. Bill Scott (1999, 00)	17	39	8	.436
5. Brett Nista (1996, 97)	9	22	8	.409
6. Steve Hisey (1986, 87)	10	25	7	.400
7. Jermaine Curtis (2006-08)	19	48	12	.396
8. Garrett Atkins (1999, 00)	15	38	8	.395
9. Chase Utley (1999, 00)	15	40	8	.375
10. Mike Mitchell (1992, 93)	10	27	6	.370

HOME RUNS	
1. Jeff Gelalich (2010-12)	5
Cody Regis (2010-13)	5
Chase Utley (1999, 00)	5
Eric Valent (1996, 97)	5
Steve Hisey (1986, 87)	5

RUNS BATTED IN	
1. Cody Regis (2010-13)	22
2. Eric Valent (1996, 97)	20
3. Jeff Gelalich (2010-12)	17
Pat Valaika (2011-13)	17
4. Jon Heinrichs (1996, 97)	16

GAMES PLAYED

1. Cody Regis (2010-13)	34
2. Beau Amaral (2010-12)	24
3. Kevin Kramer (2012, 13, 15)	23
4. Jeff Gelalich (2010-12)	23
5. Pat Valaika (2011-13)	22
6. Blair Dunlap (2006, 08, 10)	19
7. Trevor Brown (2010-12)	17

HITS

1. Beau Amaral (2010-12)	33
2. Cody Regis (2010-13)	32
3. Jeff Gelalich (2010-12)	24
4. Kevin Kramer (2012, 13, 15)	23
5. Nick Theodorou (1996, 97)	23
6. Blair Dunlap (2006, 08, 10)	21

AT-BATS

1. Cody Regis (2010-13)	120
2. Beau Amaral (2010-12)	99
3. Kevin Kramer (2012, 13, 15)	83
4. Jeff Gelalich (2010-12)	82
5. Pat Valaika (2011-13)	78
6. Blair Dunlap (2006, 08, 10)	71

RUNS SCORED

1. Beau Amaral (2010-12)	20
Cody Regis (2010-13)	20
3. Jeff Gelalich (2010-12)	15
4. Kevin Kramer (2012, 13, 15)	14
Troy Glaus (1996, 97)	14

DOUBLES

1. Beau Amaral (2010-12)	8
2. Justin Uribe (2007, 10)	6
Brandon Crawford (2006-08)	6
3. Chase Strumpf (2017-18)	5
Jeff Gelalich (2010-12)	5
Cody Regis (2010-13)	5
Bill Scott (1999, 00)	5
2 players	5

TRIPLES

1. Garrett Mitchell (2018-)	4
2. Brandon Crawford (2006-08)	2

WALKS

1. Cody Regis (2010-13)	20
2. Troy Glaus (1996, 97)	13
3. Michael Toglia (2017-19)	12
3. Cody Keefer (2010-12)	11
4. Torey Lovullo (1986, 87)	10

STOLEN BASES

1. Jeff Gelalich (2010-12)	6
Niko Gallego (2010)	6
3. Robbie Kattaroff (1987, 90)	5
4. Beau Amaral (2010-12)	4
David Tokheim (1990)	4

STRIKEOUTS

1. Cody Regis (2010-13)	31
2. Jeff Gelalich (2010-12)	24
3. Beau Amaral (2010-12)	22



Cody Regis, INF (2010-13)

PITCHING



Adam Plutko, RHP (2011-13)

APPEARANCES	
1. David Berg (2012, 13, 15)	20
2. Nick Vander Tuig (2011-13)	10
3. Adam Plutko (2011-13)	8
Zack Weiss (2011-13)	8
Nate Hadley (2018-19)	8

GAMES STARTED	
1. Adam Plutko (2011-13)	8
2. Nick Vander Tuig (2011-13)	7
3. Trevor Bauer (2010, 11)	5
Gerrit Cole (2010, 11)	5
Rob Rasmussen (2008, 10)	5

SAVES	
1. David Berg (2012, 13, 15)	8
2. Gabe Sollecito (1992, 93)	2

WINS	
1. Adam Plutko (2011-13)	7
2. Nick Vander Tuig (2011-13)	6
3. Trevor Bauer (2010)	4
4. Many, last: Ryan Garcia (2018-19)	2

EARNED RUN AVERAGE (min. 12.0 innings)	ER	IP	App.	ERA
1. Holden Powell (2018-19)	1	13.1	6	0.69
2. David Berg (2012, 13, 15)	3	32.2	20	0.83
3. Adam Plutko (2011-13)	6	57.2	8	0.94
4. Rick Pope (1969)	2	17.1	2	1.04
5. Gavin Brooks (2007, 08)	4	18.2	3	1.13
6. Ryan Garcia (2018-19)	4	25.1	4	1.42
7. Zach Pettway (2018, 2021)	3	16.0	2	1.69
8. Nick Vander Tuig (2011-13)	12	50.2	10	2.13
9. Jim Parque (1996, 97)	7	28.1	5	2.22
10. Grant Watson (2012, 13, 15)	6	23.0	5	2.35

INNINGS PITCHED

1. Adam Plutko (2011-13)	57.2
2. Nick Vander Tuig (2011-13)	50.2
3. Trevor Bauer (2010)	39.0
4. Gerrit Cole (2010)	35.0
5. David Berg (2012, 13, 15)	32.2

STRIKEOUTS

1. Trevor Bauer (2010, 11)	55
2. Nick Vander Tuig (2011-13)	45
3. Gerrit Cole (2010, 11)	40
4. Adam Plutko (2011-13)	37
5. David Berg (2012, 13, 15)	35



Jim Parque, LHP (1995-97)

JERSEY NUMBER HISTORY (since 1977)

1	
Cody Schrier	2022-
Matt McLain	2019-21
Jordan Myrow	2016-17
Scott Jarvis	2015
Andrew Schmidt	2014
Jeff Turley	2013
Chris Keck	2012
Adrian Williams	2009-2011
Jermaine Curtis	2006-2008
Jarrad Page	2003, 2005
Chad Concolino	2004
Ben Francisco	2001-2002
Billy Pieper	1998-1999
Peter Zamora	1995-1997
Glenn Mickens (AC)	1977-1989

2	
Niko Gallego (AC)	2016-
T.J. Bruce (AC)	2011-2015
Niko Gallego	2009-2010
Brian Green (AC)	2006-2008
Tommy Lansdon	2005
Ryan McCarthy	2004
Chad Concolino	2002-2003
Gary Adcock (AC)	2001
Robert Hinds (AC)	1999-2000
Tom Jacquez	1997
Zak Amirato	1993-1996
Robert Hinds (AC)	1992
Tom Jacquez	1997
Chris Pritchett	1990-1991
Hiro Watada (AC)	1989
Hector Cano	1985
Chris Vatcher (AC)	1984
Mark Blesius	1983
Steve Moscaret	1981
Steve Sakowski	1979-1980
Don Slaught	1977
Artie Harris	1957-1959

3	
Ethan Gourson	2022-
Sean Mullen	2020-21
Ryan Kreidler	2017-19
Christoph Bono	2013-2016
Kevin Kramer	2012
Steve Rodriguez	2009-2011
Brandon Crawford	2007-2008
Sean Smith	2005-2006
Matt Thayer	2002-2004
Eric Reece	1999-2001
Eric Valent	1996-1998
Travis Boyd	1991-1995
Torey Lovullo	1984-1987
Gary Crabtree	1982
Mike Gallego	1979-1981

4	
Nick McLain	2022-
Kevin Kendall	2018-21
Nick Valaika	2017
Eric Filia	2012-2014, 2016
Aaron Weimer	2010-2011
Chris Amezquita	2009
Brent Dean	2008
Will Penniall	2003-2007
Khelyn Smith (UAC)	2002
Khelyn Smith	2001
Brennan Burns	1997
Dave Schmidt	1994-1996
Adam Melhuse	1992-1993
David Roberts	1991
Robbie Katzaroff	1987, 1989-1990
David Alarid	1984-1985
Rich Amaral	1982
Chris Smith	1980-1981

Mark Miller	1979
Gary Rasmussen	1977

5	
Daylen Reyes	2021-
Garrett Mitchell	2018-2020
Sean Bouchard	2015-2017
Kevin Williams	2012-2014
Tyler Rahmatulla	2009-2011
Brady Dolan	2007-2008
Mike Metzger	2005-2006
Preston Griffin	2001-2004
Ryan Hamill	2000
Jason Green	1996-1999
Scott Seal	1994-1995
Ryan McGuire	1991-1993
Mike Hankins	1988-1990
Brent Brakebill	1983-1985
Julian DeLaTorre	1981-1982
Bob Lockwood	1980
Tim Ammentorp	1977-1979

6	
Michael Curialle	2020-
Jack Stronach	2017-19
Nick Valaika	2015-2016
P.C. Shaw (AC)	2010
Cody Decker	2007-2000
Sean Carpenter	2003-2006
Josh Arhart	2002
Jon Brandt	1999-2001
Eric Byrnes	1995-1998
Jeff Marquez	1994
Gary Hagy	1991
John Giantz	1990
Mike Fyhrie	1988-1989
Gary Gorski	1985
Ken Gaylor (AC)	1980-1984
Tim Bjelland	1978-1979
Jim Auten	1977

7	
Bryce Grudzielanek	2022-
JT Schwartz	2020-21
Michael Toglia	2017-19
Scott Jarvis	2016
Kevin Kramer	2013-2015
Cody Keefer	2010-2012
Gavin Brooks	2007-2009
Cody Decker	2006
Chris Denove	2003-2005
Adam Berry	2001-2002
Chase Utley	2000
Jack Santora	1995-1999
Malcolm Breaux	1994
David Ravitz	1991-1993
Dave Zancanaro	1988-1990
David Dale	1986-1987
Sean Berry	1985
Matt Morrison	1983-1984
Jeff McDonald	1980-1982
Vern Followell	1978-1979
Steve Sakowski	1977

8	
Max Rajcic	2022-
Jarron Silva	2017-21
Trent Chatterton	2013-2016
Tyler Heineman	2011-2012
Matt Drummond	2007-2010
Brandon Crawford	2006
Kevin Conlin	2002-2005
Matt Pearl	1999-2001
Al Thielemann	1997-1998
Tom Jacquez	1995-1996
Tony Carasco	1992-1994
David Ravitz	1989-1990
Mike Hankins	1987
Gary Berman	1986
John Barry	1985
Vince Lopez	1984
Brent Brakebill	1982

Greg Norman	1980-1981
Mark Miller	1979
Mobil Cox	1977-1978
Dan Guerrero	1972-1973

9	
Darius Perry	2021-
RJ Teijeiro	2018-2020
Brett Stephens	2016-17
Jake Silverman (AC)	2015
Shane Zeile	2014
Adam Plutko	2011-2013
Blair Dunlap	2007-2010
Brian Schroeder	2004-2006
Gary Adcock (AC)	2002-2003
Randall Shelley	1999-2001
Jon Brandt	1998
Chad Matoian	1994-1997
John Myrow	1991-1993
Brian Schwartz	1986-1990
Chuck Yaeger	1982-1984
Ken Trammell	1979-1981
Matt Odeski	1977-1978

10	
Nate Leibold	2022-
Mikey Perez	2019-21
Sam Glick	2018
Scott Burke	2014-2017
Pat Valaika	2011-2013
Steve Pearse (AC)	2009-2010
Corey Ashner	2007
Parker Hanks	2005
Brandon Averill	2004
Doug Silva	2002-2003
Josh Arhart	2001
Rob Henkel	1997-2000
Mike Seal	1995
David Roberts	1992-1994
Chris Lohman	1991
Tony Darden	1989-1990
Dave Tokheim	1988
Mike Ephraim	1986-1987
Vince Lopez	1985
Michael Alexander	1984
Mike Young	1983
Rick Krikorian	1981-1982
Don Slaught	1979-1980
Phil Varner	1977
Ernie Rodriguez	1957-59

11	
Jake Moberg	2019-
Jon Olsen	2016-18
James Kaprielian	2013-2015
Trevor Brown	2010-2012
Trevor Bauer	2009
Alden Carrithers	2007-2008
David Huff	2006
Brian Green (AC)	2005
Vince Beringhele (AC)	1995-2004
Mike Mitchell	1992-1994
Kevin Webb	1990-1991
Scott Cline	1988-1989
Steve Stowell	1984-1987
Vince Beringhele	1981-1983
Dave Will	1979-1980
Raymond Townsend	1977-1978

12	
Gage Jump	2022-
Emanuel Dean	2020-21
Justin Hooper	2016-2019
Grant Watson	2012-2015
Gerrit Cole	2009-2011
Ryan Babineau	2006-2008
Kris Kasarjian	2005
Mike Svetlic	2004
Ryan McCarthy	2002-2003
Paul Diaz	1999-2001
Gabe Crecion	1997-1998
Kamau Edwards	1996

Vince Beringhele (AC)	1992-1994
Joel Wolfe	1989-1991
Scott St. John	1986-1987
Gary Berman	1985
Rich Amaral	1983
Tim Gudim	1981-1982
Roger Lang	1979-1980
Kelly Combs	1977

13	
Gary Adams (HC)	1977-2004

14	
Charles Harrison	2020-
Sean Mullen	2019
Jake Bird	2015-2018
Shane Zeile	2012-2013
Dean Espy	2010-2011
Casey Haerther	2007-2009
Eric Taylor, Jr.	2005-2006
Wes Whisler	2002-2004
Doug Silva	2001
Brian Baron	1999-2000
Royce Valent (UAC)	1998
Royce Valent	1996-1997
Kamau Edwards	1994-1995
Dave Stoll	1991
Chris Lohman	1990
Bob Allen	1988-1989
Tony Scruggs	1987
Dana Ridenour	1984-1986
Matt Morrison	1982
Robin Coates	1981
Ron Cummings	1980
Gary Ervin	1978-1979
Louis Rodriguez	1977

15	
Kenny Oyama	2022
JonJon Vaughns	2021
Will McInerny	2017-20
Dayton Provost	2016
Keenan Pierandozzi-Howes	2015
Kevin Williams	2011
Justin Uribe	2007-2010
Paul Oseguera	2005-2006
Sean Smith	2004
Chris Cordeiro	2003
Nick Lyon	1998-2002
Matt Walker	1997
Tim DeCinces	1993-1996
Michael Moore	1990-1992
John Dishon	1988
Tony Scruggs	1986
Pete Beall	1981-1984
Todd Gauntlett	1980
Jim Auten	1978-1979
Mike Ortega	1977

16	
Emanuel Dean	2022-
Kyle Cuellar	2018-21
Nick Kern	2013-2015, 17
Richard Brehaut	2011-2012
Ian Williams	2010
Alex Weber-Shapiro	2009
Brett Krill	2008
Brent Dean	2007
Corey Ashner	2006
Daniel Reid	2005
Sean Smith	2004
Daniel Reid	2003
Jason Green (AC)	2002
Shane Miranda	2000-2001
Dan Keller	1998-1999
Rob Schult	1995-1997

JERSEY NUMBER HISTORY (since 1977)

John Ellis	1993-1994
Chris Lillich (UAC)	1989-1990
Jeff Osborn	1985-1988
Jim Ramsey	1984
Tom Baine	1983
Steve Bono	1982
Phil Mack	1981
Tim Leary	1977-1979

17

Jack Holman	2022-
Rex Peters (AC)	2012-21
Dennis Holt	2010-2011
P.C. Shaw (AC)	2007-2009
Josh Roenicke	2005-2006
Daniel Reid	2004
Mike Kunes	2000-2003
Derek Fowler	1997-1998
Nick Dieter	1996
Brian Stephenson	1994
Matt Schwenke	1991-1993
Tip Lefebvre (AC)	1987-1990
Scott Cline	1986
Chip Graham	1984
David Alarid	1982-1983
David Montanari	1981
Dan Gausepohl	1978-1979
Ron Roenicke	1977

18

Carson Yates	2021-
Darius Perry	2020-
Jeremy Ydens	2017-
Kort Peterson	2014-2016
Cody Regis	2010-2013
Gino Aielli	2009
Mickey Weisser	2007-2008
Anthony Norman	2004-2006
Jeff Abney	2002-2003
Scott Arrasmith	2000
Rich Hofman	1999
Casey Cloud	1998
Allen Jerkens	1995-1996
Mike Jaramillo	1994
Tim Kubinski	1991-1993
Mannie Adams	1988-1990
Randy Hennis	1985-1987
Steve Hisey	1984
Scott Noland	1980
Dave Schmidt	1977

19

Jared Karros	2020-
Jack Ralston	2016-2019
Jake Silverman (AC)	2011-2014
Eddie Murray	2006-2009
Matt Sharp	2003-2005
Mike Davern	2001-2002
Chad Cislak	1998-2000
Mike Hymes	1997
Derek Fowler	1996
Anthony Kuehnert	1991-1994
Paul Ellis	1988-1990
Eric Nolte	1985
Jeff Hirsch	1984
Dan Bridges (AC)	1982
Pat Clements	1981
Loren Drake	1980
Matt Young	1979
John Violette	1977-1978

20

Josh Alger	2022-
Max Rajcic	2021
Chase Farrell	2018
Matt Trask	2015-2016
Dominic Miroglio	2014
Jeff Gelalich	2010-2012
Raul Duran	2007-2009
Brett McMillan	2003-2006
Jason Green (AC)	2001
Charles Merricks	1999-2000
Matt Klein	1996-1998

Derek Tamburro	1993-1994
Robert Hinds	1990-1991
David Keating	1988-1989
Guy Hansen (AC)	1986
Neal Newns	1985
John Nero	1984
Tony Perri	1982
Neal Marder	1981
Mike Gerakos (AC)	1977-1980
Alan (Lani) Exton	1957-1958

21

JonJon Vaughns	2022-
Jordan Prendiz	2017-20
Luke Persico	2014-2016
Nick Vander Tuig	2012-2013
Chris Giovinazzo	2010-2011
Tim Schlatter	2008-2009
Nolan Rouse	2005-2007
Kyle Wilson	2002-2004
Josh Karp	1999-2001
Brian Kriss	1998
Glenn Thompkins	1997
John Lukin	1996
Jeff Huberts	1995
Gary Adcock (UAC)	1994
Gary Adcock	1992-1993
Mike Fyhrie	1990-1991
Charlie Fiacco	1986-1989
Guy Hansen (AC)	1985
Shane Mack	1982-1984
Andy Center	1981
Jim Thomas	1979-1980
Floyd Chiffer	1977-1978

22

John Savage (HC)	2005-
Casey Janssen	2001-2004
Rich Hofman	2000
Brian Strelitz	1999
Brett Nista	1995-1998
Brian Criss	1992
David Tokheim	1989-1991
Robbie Katzaroff	1988
Bobby Holley	1986-1987
Daniel Sullivan	1984
Pat Clements	1982-1983
Paul Conley	1981
Reggie West	1980
Ron Cummings	1979
Brian Viselli	1977

23

Bryant Ward (AC)	2016-
Brett Stephens	2014-15
Brenton Allen	2011-2013
Dan Klein	2008-2010
Tyson Brummett	2007
Pat Shine (AC)	2006
Adam Simon	2003-2005
Casey Grzecka	2001-2002
Aldo Pinto	1997-2000
Kevin Sheredy	1996
Brett Schafer	1993-1995
Dave Stoll	1992
Don Tamburro (AC)	1989-1990
Tim Byrne	1988
Alex Sanchez	1985-1987
Lindsay Meggs	1981-1984
Jim Thomas	1977-1978

24

Malakhi Knight	2022-
Zach Pettway	2018-21
Zander Clarke	2015-2017
Brian Carroll	2011-2014
Brett Krill	2009-2010
Tim Murphy	2006-2008
Pat Shine (AC)	2005
John Violette	2004
Christian Lewis	2000-2003

Michael Hymes	1998-1999
Brian Criss (AC)	1996-1997
Jason Green	1995
Jeffrey Hale	1991-1992
Derek Vaughn	1989-1990
Tim Lindsay	1987
John Joslyn	1985-1986
Ken Bloom	1983-1984
Brian Graham	1979-1982
John Peel	1978
Robbie Henderson	1977

25

Thatcher Hurd	2022-
Noah Cardenas	2019-
Daniel Amaral	2016-18
Chris Keck	2013-2015
Beau Amaral	2010-2012
Charles Brewer	2007-2009
Garett White	2003-2006
Daniel Reid	2002
Ryan Cheo	2001
Ryan Carter	1998-2000
Troy Glaus	1995-1997
Dave Dieter	1993-1994
David Schultz	1991
Shawn Wills	1990
Joe James	1988
Craig Good	1986
Jeff Hirsch	1985
Chris Krug (AC)	1977, 1980-1984
Craig Johnson	1978

26

David Berg (AC)	2022-
Brian Gadsby	2016-18
David Berg	2012-2015
Jordan Haver	2007-2011
Blair Dunlap	2006
Jonathan Medici	2004-2005
Josh Roenicke	2003
Freddie Mitchell	2000
Kurt Birkins	1999
Nick Theodorou	1995-1998
Chris Lohman	1993-1994
Derek Tamburro	1990-1991
Mike Kerber	1989
Eric Karros	1986-1988
Scott Kershaw	1985
Andy Naworski	1984
Jeff Scott	1983
Joe Smalls	1982
Dave Schmidt	1978-1979
Dave Rucker	1977
Arthur Reichle (HC)	1941, 1946-74

27

Jack Filby	2019-
Garrett Barker	2015-2018
Pat Gallagher	2011-2014
Rob Rasmussen	2008-2010
Tim Stewart	2006-2007
Jarrad Page	2004
Warren Trott	2000-2003
Chase Utley	1998-1999
Michael Caravelli	1993-1994, 1997
Brett Schafer	1992
Zac Reeder	1989-1991
Scott Cline	1987
Rich Smith	1985-1986
Bruce Elkins	1984
Mark Wiede	1981-1982
Andy Center	1979-1980
Eric Broersma	1978
Ray Tromba	1977

28

James Hepp	2022-
Adrian Chaidez	2020-21
Jake Hirabayashi	2016-2019
Justin Hazard	2012-2015
Rick Vanderhook (AC)	2009-2011

Marc Navarro	2008
Brant Rustich	2004-2007
Kevin Jerkens	2000-2003
Matt Pearl	1998
Jim Parque	1995-1997
Ryan Berry	1994
Kurt Schwengel	1990-1993
Chris Pritchett	1989
Bob Allen	1987
Jim Ramsey	1986
David Bond	1984-1985
Doug Cole	1981-1982
Tim Page	1979-1980
John Peel	1977

29

Michael Townsend	2018-
Kyle Cuellar	2017
Ty Moore	2013-2015
Brent Dean (UAC)	2009
Jeff Rapoport	2007-2008
Chris Jensen	2002-2006
Matt Thayer	2001
Ryan McCann	2000
Freddie Mitchell	1998
Sam Brownell	1996-1997
Josh Morton	1995
Scott Berger	1994
Adam Schulhofer	1989-1992
Steve Hisey	1985-1997
Eric Nolte	1984
Altie Schmitt	1982
Chuck Yaeger	1981
Dave Montanari	1978-1980
Tim Bjelland	1977

30

Alonzo Tredwell	2022-
Nick Nastrini	2019-21
Matt Walker	2015, 17-18
Jake Ehret	2012-2014
Marc Navarro	2009-2011
Hector Ambriz	2004-2006
Mike Castillo	2002-2003
Tyler Dersom	2000
Justin Alumbaugh	1999
Charles Merricks	1998
Mike Jaramillo	1996-1997
Gar Vallone	1992-1995
Scott Schanz	1998-1990
Andy Naworski	1985
Chris Schultz	1983-1984
Bob Larimer	1981-1982
Barry Silver	1980
Dave Baker	1977, 1979

31

Chris Aldrich	2021-
Gavin Johns	2017-18
Darrell Miller Jr.	2013-2016
Michael Kerman	2012
Nick Vander Tuig	2011
Matt Grace	2009-2010
Matt Jones (AC)	2005-2008
Kyle Mowery	2002-2004
Josh Canales	2000-2001
Sam Madrid	1997
Robin Dreizler (AC)	1991-1995
John Sutherland	1987-1990
Dennis Delany (AC)	1985
Neal Newsns	1984
Tom Harmon	1983
Kip Long	1979-1980
Dennis Delany	1977-1978

JERSEY NUMBER HISTORY (since 1977)

32

Josh Hahn	2020-
Ryan Garcia	2017-19
Grant Dyer	2014-2016
Zack Weiss	2011-2013
Chase Brewer	2009
Matt Grace	2008
Andy Suiter	2007
Sam Ray	2004-2006
Hector Ambriz	2003
Ryan Rasmussen	2001-2002
Garrett Atkins	1998-2000
Jon Heinrichs	1995-1997
Jon Van Zandt	1993
Tim Lindsay	1989-1991
Keith Shibata	1985-1987
Bob Larimer	1983-1984
Colin Ward	1981-1982
Pat Dodson	1979-1980
Tim O'Neill	1977-1978

33

Jake Saum	2020-
Chase Strumpf	2017-2019
Hunter Virant	2013-2016
Eric Jaffe	2011-2012
Erik Goeddel	2008-2010
Sam Ray	2007
Scott Botterman	2003-2006
Rashad Parker	2001-2002
Justin Wade	2000
Ryan Roques	1998-1999
Dan Keller	1996-1997
Bobby Kazmirski	1993-1995
John Dolak	1987-1990
Dick Foreman (AC)	1979, 1981
Larry Silver	1977

34

Jake Brooks	2021-
Felix Rubi	2019-2020
Kyle Molnar	2016-18
Cody Poteet	2013-2015
Chase Brewer	2010-2012
Brendan Lafferty	2005-2009
David Johnson	2003-2004
Wade Clark	1999-2002
Tony Righetti	1997-1998
Ryan Lynch	1994-1996
Kris Schwengel	1990-1993
Chris Spears	1988
Tim Gudim	1980
Doug LaValley	1977

35

Luke Jewett	2022-
Kyle Mora	2017-21
Chase Radan	2013-2015
Zack Ortiz	2012
Mitchell Beacom	2008-2011
Jason Zinser	2005-2007
David Johnson	2002
Brian Baron	2001
Adam Berry	1998-2000
Rick Heineman	1992-1996
Mike Lewis	1988-1991
Bill Haselman	1985-1987
Jeff Pries	1982-1984
Herb Fauland	1979-1980
David Will	1977-1978

36

Tommy Beres	2020-
Jake Pries	2016-2019
Matt Giovinazzo	2010-2012
Dustin Quist	2006-2009
Nick Palchikoff	2005
Brandon Averill	2001-2003
Forrest Johnson	1998-2000
Ryan O'Toole	1994-1997
Pete Janicki	1990-1992
Kevin Webb	1989
Eric Bates	1988
Jeff Conine	1985-1987
Mike Young	1982
Eric Broersma	1980-1981
Craig Johnson	1977

37

Eli Paton	2021-
Kevin Morden	2018
Andy Suiter	2006
Aaron Markel	2003-2005
Matt Sharp	2001-2002
John Phillips	1994-1998
Jeff Howatt	1993
Shawn Wills	1991-1992
Tom Szymanski	1989-1990
Todd Zeile	1984-1986
Mike Burkland	1982-1983
Gary Fradella	1980
Scott Bollens	1977-1979

38

Jake Palmer	2022-
Pat Caulfield	2020-21
Tyler Scott	2012-2014
Garett Claypool	2007-2010
Tim Baker	2005
Chris Denove	2002
Khelyn Smith	1998
Casey Cloud	1997
David Bourne	1994
Mike Eby	1991
Michael Vdovkin	1990
Bobby Holley	1988
Bob Hamelin	1987
Mitch Miller (AC)	1984
Bob Westland	1981-1983
Matt Young	1980

39

Tyson Brummett	2006
Christian Lewis	1999
Nick St. George	1994-1997
Ian Calip	1990-1991
Dave Gorrie (AC)	1989
Bill Wenrick	1984-1987
Tom Grinstead	1982

40

Ethan Flanagan	2022-
Carson Hamro	2021
Holden Powell	2018-2020
Moises Ceja	2014-2017
Ryan Deeter	2010-2013
Jason Novak	2006-2009
Tyler Dersom	1998-1999
Brandon Rogers	1997
Bill Craig	1992-1994
Vince Beringhele (AC)	1990-1991
Mike Magnante	1987-1988
Scott Marsh	1984-1985
Colin Morisako	1982

41

Ty Haselman	2017-18
Keenan Pierandozzi-Howes	2013-2014, 2016
Jason D'Andrea	2012
Brandon Lodge	2008, 2010-2011
Kevin Brophy	2004-2007
Warren Trott	1999
Darren Chandler	1996
Seth Bean	1994
Michael Caravelli	1992

42

Ryan Reightley	1996-1997
John Mitchell	1994

43

Daniel Colwell	2019-
Niko Gallego	2008
Robert Dickmann	2006
Jim Hemming	1999-2001
Billy Pieper	1997
Dan Kramer	1993-1994

44

Kyle Karros	2021-
Nick Scheidler	2017-20
Brett Urabe	2013-2016
Madison Poole	2012
Matt Mosher	2010-2011
Gabe Cohen	2007-2009
Daniel Miltenberger	2004-2006
Bill Scott	1998-2000
Benny Craig	1994-1996
Jamie Nelson (AC)	1993
Don Tamburro (AC)	1991-1992

45

Alex Fernandes	2022-
Kenji Pallares	2021-
Nate Hadley	2015-19
Max Schuh	2013-2014
Christoph Bono	2012
Brady Dolan	2006
Billy Susdorf	2002-2004
Edward Jung	2000
Ryan Roques	1997
Jon Cannon	1994
Sal Moreno	1992-1993
Brian Criss	1991

46

Jeff Howatt	1994-1995
Gabe Sollecito	1992-1993
John Winnek	1991

47

Daniel Rosica	2015-2018
Aaron Weimer	2012-2014
Trevor Bauer	2010-2011
Leandro Dottavio	2005
Cody Joyce	1998-1999
Scott Fitterer	1994
Jim Bonds	1991-1992

48

Curtis Godin	2017
Tucker Forbes	2013-2016
Scott Griggs	2010-2012
Matt Mosher	2009
Paul Diaz	1998
Doug Jarvis	1994

49

Chris Giovinazzo	2008-09
Brent Concolino	2006
Cassidy Olson	1994-1998

50

Gino Aielli	2008
Paul Schmidt	2006-2007
Bryan Beck	2002-2005
Bobby Roe	1998-2001
Nick Theodorou	1994

51

Caedon Kottinger	2022-
Chris Cordeiro	2001-2002
Ryan Reightley	1998
Jeff Lassiter	1997
Pat Bennett	1994

52

Eric Reece	1998
Jeff Huberts	1994

53

Jake Meyer	1994, 1996-1997
------------	-----------------

54

Tim Leary (AC)	1997-2002, 2004
John Violette	2003

55

Kelly Austin	2022-
Jesse Bergin	2019-21
Griffin Canning	2015-2017

ALL-TIME BATTING STATS (since 1975)

Name	Years	AVG	GP	GS	AB	R	H	2B	3B	HR	RBI	TB	SLG	BB	HP	SO	OBP	SF	SH	SB	SBA
Abney, Jeff	2003	.143	21	11	42	4	6	1	0	2	7	13	.310	1	0	15	.159	1	0	0	0
Adams, Mannie	1988-90	.301	147	---	472	81	142	21	5	4	62	185	.392	67	8	53	.393	5	4	12	18
Aielli, Gino	2008-09	.340	49	36	144	24	49	10	0	2	16	65	.451	18	2	29	.418	1	3	5	7
Alarid, David	1982-85	.267	133	---	300	60	80	10	2	7	47	115	.383	61	3	63	.395	1	3	13	22
Alexander, Michael	1984	.179	7	0	39	9	7	4	0	0	7	11	.282	6	0	9	.283	1	0	2	2
Allen, Bob	1987-89	.179	58	---	67	16	12	1	0	4	14	25	.526	2	1	11	.273	0	0	1	1
Allen, Brenton	2011-13	.258	68	43	132	23	34	5	1	2	15	47	.356	21	3	52	.369	1	5	1	3
Amaral, Beau	2010-12	.322	186	179	712	145	229	38	8	10	106	313	.440	66	46	141	.410	7	12	30	50
Amaral, Rich	1982-83	.334	117	115	437	112	146	22	1	5	64	185	.423	103	5	63	.461	6	4	45	61
Amaral, Daniel	2016-18	.274	136	118	452	84	124	23	3	4	61	165	.365	55	27	77	.383	4	15	32	44
Ambriz, Hector	2003-06	.311	146	109	367	54	144	26	0	8	62	164	.447	47	14	68	.405	4	4	0	1
Amezquita, Chris	2009	.259	28	13	58	8	15	5	1	1	9	25	.431	7	3	22	.368	0	0	2	3
Ammentorp, Tim	1976-79	.257	101	---	101	14	26	3	0	1	6	32	.317	13	1	18	.348	0	1	0	0
Ammirato, Zak	1993-96	.307	175	---	560	101	172	36	4	14	100	258	.461	85	14	122	.403	13	6	17	30
Arhart, Josh	2001-02	.333	91	83	330	64	110	25	1	10	61	167	.506	31	11	45	.402	6	1	2	5
Ashner, Corey	2007	.071	6	4	14	0	1	0	0	0	0	1	.071	0	0	4	.071	0	0	0	0
Atkins, Garrett	1998-00	.369	180	180	748	180	276	56	4	40	167	460	.615	84	6	78	.433	7	5	5	7
Auten, Jim	1976-79	.303	178	---	607	116	184	33	2	38	129	355	.552	76	5	70	.381	8	2	5	5
Averill, Brandon	2001-04	.307	189	154	583	96	179	31	4	27	103	299	.513	48	15	180	.372	4	4	3	8
Babineau, Ryan	2006-08	.260	161	155	534	83	139	23	3	11	87	201	.376	55	11	106	.337	9	18	12	17
Baine, Tom	1983	.304	12	5	23	8	7	2	0	0	3	9	.391	3	0	1	.385	0	0	0	0
Baker, Dave	1975-78	.280	214	---	738	127	207	36	6	34	152	357	.484	98	13	125	.374	1	4	7	11
Baron, Brian	1999-01	.276	112	107	436	66	164	28	1	3	74	203	.466	31	8	45	.420	8	0	2	3
Barry, John	1985	.282	44	---	142	24	40	5	1	0	12	47	.331	10	0	22	.327	1	3	1	2
Battey, Earl	1976	.275	39	---	109	23	30	2	2	5	28	51	.468	19	3	15	.391	2	1	14	19
Beall, Pete	1981-84	.318	209	200	773	140	246	43	4	20	149	357	.462	106	10	137	.405	5	8	11	17
Berger, Scott	1994	.500	7	---	2	1	1	0	0	0	0	1	.500	1	0	1	.667	0	0	1	1
Beringhele, Vince	1981-83	.319	163	156	576	120	184	31	6	10	94	257	.446	138	6	58	.452	6	6	46	64
Beres, Tommy	2021	.143	9	1	7	1	1	0	0	0	0	1	.143	1	0	2	.250	0	0	0	0
Berry, Adam	1999-02	.278	155	128	515	107	143	27	2	31	102	267	.518	57	11	152	.359	4	3	8	11
Berry, Sean	1985	.293	48	---	150	37	44	7	1	3	23	62	.413	19	2	28	.376	2	2	13	17
Berman, Gary	1983-86	.313	158	---	524	85	164	32	5	13	95	263	.502	51	3	61	.373	6	1	3	7
Bjelland, Tim	1977-79	.305	52	---	118	26	36	5	0	0	19	41	.347	16	2	17	.386	4	1	1	1
Blesius, Mark	1983	.000	9	1	6	1	0	0	0	0	0	0	.000	2	0	2	.250	0	1	1	1
Bollens, Scott	1977-79	.000	1	---	1	0	0	0	0	0	0	0	.000	0	1	1	.000	0	0	0	0
Bono, Christoph	2013-16	.219	228	181	648	87	142	30	9	6	81	208	.321	69	31	171	.321	7	36	22	31
Bono, Steve	1982	.231	11	2	13	0	3	0	1	0	2	5	.385	2	1	2	.353	1	0	0	0
Bouchard, Sean	2015-17	.289	137	124	464	71	134	28	7	13	88	215	.463	56	13	116	.374	10	4	10	12
Boyd, Travis	1992-95	.186	67	---	140	26	26	7	0	1	14	36	.257	14	4	32	.275	2	1	1	2
Brakebill, Brent	1982-85	.264	168	---	473	107	125	27	3	14	77	200	.423	76	6	72	.368	8	8	11	13
Brandt, Jon	1999	.000	75	38	0	1	0	0	0	0	0	0	.000	0	0	0	.000	0	0	0	0
Brown, Trevor	2010-12	.291	136	108	412	59	120	17	2	4	69	153	.371	27	16	76	.354	6	13	8	13
Byrne, Tim	1988	.286	10	---	7	3	2	0	0	0	1	2	.286	1	0	3	.375	0	0	0	0
Byrnes, Eric	1995-98	.331	242	240	984	235	326	75	6	48	203	557	.566	120	18	154	.410	9	18	81	126
Campanella, John	2001	.317	38	18	82	12	26	3	0	3	14	38	.463	14	1	24	.423	0	0	0	0
Canales, Josh	2000-01	.322	105	96	366	72	118	12	1	0	40	132	.361	37	10	63	.399	1	19	18	23
Cano, Hector	1985	.297	60	---	222	42	66	16	5	5	42	107	.482	29	5	41	.388	2	3	3	4
Cardenas, Noah	2019-21	.302	126	107	387	75	117	20	2	8	60	165	.426	45	27	66	.407	5	5	2	2
Carpenter, Mike	1978	.343	47	---	178	32	61	7	5	0	16	78	.438	19	2	11	.410	1	2	36	36
Carpenter, Sean	2003-06	.249	98	65	237	45	59	13	1	1	20	77	.325	28	2	49	.331	2	3	10	12
Carrasco, Tony	1993-94	.212	47	---	66	11	14	1	1	0	7	17	.258	11	2	18	.338	1	0	4	7
Carrithers, Alden	2007-08	.364	120	120	456	104	166	32	3	7	79	225	.493	72	22	58	.464	10	6	26	33
Carroll, Brian	2011-14	.251	151	116	434	81	109	12	2	0	38	125	.288	52	30	75	.369	1	27	41	58
Caulfield, Pat	2020-21	.292	48	29	113	23	33	6	0	3	25	48	.425	15	4	24	.388	2	2	5	7
Chatterton, Trent	2013-16	.255	212	195	675	90	172	33	0	2	74	211	.313	75	18	91	.342	6	28	2	6
Clarke, Zander	2016-17	.156	46	13	77	10	12	1	0	3	12	22	.286	4	2	19	.212	2	1	0	0
Cline, Scott	1986-89	.313	175	---	572	111	179	42	1	25	130	298	.521	104	14	100	.424	10	0	10	17
Cloud, Casey	1997-98	.232	89	65	237	46	55	13	0	3	24	77	.325	42	2	51	.350	2	3	0	1
Coates, Robin	1981	.000	1	0	0	1	0	0	0	0	0	0	.000	0	0	0	.000	0	0	0	0
Cohen, Gabe	2007-09	.283	139	129	488	87	138	23	2	24	93	237	.486	53	11	143	.364	3	3	17	27
Combs, Kelly	1977	.267	21	---	30	6	8	2	0	0	0	10	.333	4	0	7	.353	0	1	0	0
Concolino, Chad	2004	.256	26	25	78	13	20	3	0	2	11	29	.372	16	3	19	.398	1	1	2	4
Conley, Paul	1981	.213	44	39	150	19	32	8	0	4	23	52	.347	14	1	34	.280	3	1	0	1
Conlin, Kevin	2002-03, 2005	.226	62	36	146	19	33	4	0	0	16	37	.253	21	8	36	.352	1	1	3	3
Connors, Steve	1974-75	.310	61	---	200	25	62	14	1	4	38	90	.450	16	---	30	.361	---	---	4	4
Cowan, Ed	1974	.326	19	---	43	2	14	2	1	0	8	18	.419	2	0	10	.356	0	0	2	2
Cox, Mobil	1976-78	.250	145	---	452	60	113	11	3	14	67	172	.381	32	12	57	.312	7	11	9	9
Craig, Benny	1994-96	.174	52	---	86	9	15	2	0	2	11	23	.267	5	1	39	.226	1	0	0	0
Crabtree, Gary	1982	.083	19	14	48	17	4	0	0	0	5	4	.083	23	0	14	.375	1	0	3	5
Crawford, Brandon	2006-08	.319	179	179	722	145	230	44	13	20	136	260	.499	80	10	163	.393	3	12	29	41
Criss, Brian	1991-92	.256	74	---	78	8	20	4	0	0	10	24	.308	20	0	16	.404	1	0	2	2
Cuellar, Kyle	2017-21	.268	146	95	366	56	98	21	0	6	71	137	.374	63	16	76	.409	10	3	2	3
Curialle, Michael	2020-21	.292	65	59	226	38	66	16	3	3	45	97	.429	19	9	69	.364	4	4	5	8
Curtis, Jermaine	2006-08	.321	147	141	533	110	171	38	6	6	80	239	.448	81	29	71	.431	9	18	15	18

ALL-TIME BATTING STATS (since 1975)

Name	Years	AVG	GP	GS	AB	R	H	2B	3B	HR	RBI	TB	SLG	BB	HP	SO	OBP	SF	SH	SB	SBA
Dallas, Bobby	1975-76	.288	96	---	371	75	107	14	3	12	62	163	.439	75	3	39	.412	0	4	25	38
Dean, Brent	2007-08	.276	35	28	87	12	24	1	0	1	11	28	.322	6	7	22	.359	3	4	2	3
Dean, Emanuel	2021	.292	14	7	24	1	7	0	1	0	6	9	.375	2	0	12	.346	0	0	0	0
DeCinces, Tim	1994-96	.321	174	---	654	129	210	54	0	37	166	375	.573	96	2	87	.403	13	3	20	31
Decker, Cody	2006-09	.288	191	163	619	118	178	28	0	47	153	347	.561	83	16	172	.382	7	2	5	9
Delaney, Dennis	1975-78	.302	165	---	553	117	167	23	2	28	114	278	.503	74	2	45	.382	7	2	18	20
DeLaTorre, Julian	1981-82	.226	33	16	62	9	14	2	0	1	8	19	.306	7	2	15	.319	1	0	1	2
Denove, Chris	2003-05	.277	151	147	530	77	147	21	2	14	95	214	.404	35	8	93	.327	8	6	3	6
Dieter, Dave	1993-94	.252	58	---	151	17	38	3	0	3	24	50	.331	8	2	23	.291	4	1	0	2
Dodson, Pat	1978-80	.299	110	---	334	76	100	14	1	20	74	176	.527	87	2	83	.442	5	2	6	6
Dolak, John	1987-90	.251	109	---	259	37	65	12	0	8	53	101	.390	34	3	61	.340	4	3	2	4
Dolan, Brady	2006-08	.277	103	57	213	46	59	8	2	3	25	80	.376	18	9	71	.355	2	6	6	8
Dunlap, Blair	2006, 2008-10	.295	201	174	706	130	208	48	5	17	92	317	.449	47	14	152	.349	4	18	28	39
Duran, Raul	2008	.182	25	2	22	3	4	0	0	1	4	7	.318	1	0	7	.208	1	0	1	1
Edwards, Kamau	1995-96	.067	14	0	15	2	1	1	0	0	1	2	.133	0	0	7	.063	1	0	0	0
Elkins, Bruce	1984	.300	25	13	50	8	15	3	0	3	9	27	.540	6	1	12	.386	0	0	0	0
Ellis, Paul	1988-90	.324	144	---	450	84	146	19	1	34	116	269	.598	52	18	44	.414	2	0	3	4
Ephraim, Mike	1987	.286	8	---	7	0	2	0	0	0	2	2	.286	1	0	0	.375	0	0	0	0
Espy, Dean	2010-11	.331	122	98	405	70	134	22	3	12	92	198	.489	31	7	68	.383	6	8	15	21
Ervin, Gary	1978-79	.226	87	---	226	30	51	13	1	2	37	72	.319	34	1	41	.326	3	3	1	1
Fiacco, Charlie	1986-89	.304	184	---	672	184	204	43	4	37	146	366	.545	129	33	152	.435	8	6	55	66
Filby, Jack	2019-2021	.208	67	12	53	10	11	1	0	1	13	15	.283	23	1	10	.455	0	1	1	1
Filia, Eric	2012-13, 16	.283	141	132	502	84	142	26	3	4	73	186	.371	80	18	50	.395	7	11	20	32
Finkenber, John	1973-75	.250	33	---	48	6	12	1	0	1	8	16	.333	4	0	10	.307	---	---	0	---
Followell, Vern	1978-79	.319	117	---	405	56	129	19	3	6	77	172	.425	27	4	31	.361	7	6	3	3
Fradella, Gary	1980	.298	52	---	141	14	42	11	0	4	31	65	.461	16	3	25	.379	1	0	1	1
Francisco, Ben	2001-02	.332	93	91	388	90	129	31	2	12	79	200	.515	30	10	41	.388	8	4	35	40
Gallagher, Pat	2011-14	.216	129	98	357	32	77	11	0	1	30	91	.255	36	11	90	.304	4	13	1	2
Gallego, Mike	1979-81	.261	158	46	597	114	156	32	9	11	88	239	.400	73	9	82	.348	5	2	20	25
Gallego, Niko	2008-10	.274	141	133	460	81	126	24	4	3	64	167	.363	45	32	81	.373	7	15	34	41
Garrison, Venoy	1973-75	.331	120	---	372	75	123	17	3	9	68	173	.465	51	---	45	.411	---	---	32	---
Gausepohl, Dan	1978-79	.310	112	---	390	99	121	23	4	12	57	188	.482	60	3	61	.400	7	3	33	33
Gaylord, Ken	1975-76	.274	95	---	303	45	83	14	3	11	55	136	.449	36	4	17	.359	0	2	6	6
Gelalich, Jeff	2010-12	.316	159	141	506	108	160	27	6	15	74	244	.482	74	26	126	.428	2	9	33	40
Giovinazzo, Chris	2008-11	.255	180	116	486	84	124	24	8	6	51	184	.379	46	8	119	.328	2	12	24	30
Giovinazzo, Matt	2011-12	.240	19	4	25	1	6	0	0	0	7	6	.240	3	0	7	.300	2	0	1	1
Glantz, John	1990	.178	28	---	45	6	8	1	0	1	8	12	.267	4	1	16	.260	0	0	0	0
Glaus, Troy	1995-1997	.344	179	178	697	211	240	39	2	62	180	469	.673	123	14	144	.448	7	2	24	51
Godin, Curtis	2017	.333	13	0	3	3	1	0	0	0	0	1	.333	0	0	1	0.333	0	0	5	5
Gordon, Joe	1992	.000	2	---	2	0	0	0	0	0	0	0	.000	0	0	2	.000	0	0	0	0
Gorski, Gary	1985	.284	40	---	109	25	31	5	2	2	18	46	.422	14	1	22	.368	1	0	7	8
Graham, Brian	1979-82	.330	206	113	737	146	243	30	5	7	108	304	.412	71	7	55	.389	10	15	54	65
Green, Jason	1996-99	.323	150	107	418	74	135	33	1	9	83	197	.471	60	7	58	.411	7	3	3	6
Griffin, Preston	2001-04	.267	194	172	640	118	171	27	2	15	95	247	.386	62	38	122	.360	12	9	5	11
Grzecka, Casey	2001-02	.346	71	52	212	30	65	17	0	3	41	91	.429	18	5	37	.371	2	2	2	4
Gudim, Tim	1979-82	.247	87	64	227	29	56	9	1	4	31	79	.348	20	2	45	.311	2	5	3	5
Haerther, Casey	2007-09	.305	147	134	555	88	169	34	1	22	109	271	.488	40	8	94	.359	1	3	18	22
Hagy, Gary	1991	.305	59	---	223	32	68	10	4	9	48	113	.507	17	3	43	.355	5	1	8	12
Hahn, Josh	2020-21	.239	47	31	117	18	28	4	1	4	26	46	.393	22	2	33	.366	1	1	2	2
Hamelin, Bob	1987	.362	51	---	130	37	47	13	0	13	47	99	.762	33	4	43	.491	4	0	10	12
Hamill, Ryan	2000	.246	27	14	61	6	15	8	0	1	13	26	.426	7	0	19	.310	3	0	1	2
Hankins, Mike	1987-90	.278	210	---	670	106	186	27	4	8	108	245	.366	89	10	87	.364	14	13	7	15
Hanks, Parker	2005	.200	9	1	15	1	3	1	0	0	0	4	.267	0	0	6	.200	0	0	0	0
Haselman, Billy	1986-87	.324	106	---	386	84	125	25	1	20	95	212	.549	37	9	67	.390	6	1	21	27
Haselman, Ty	2018	.400	14	0	5	0	2	0	0	0	2	2	.400	1	0	1	.500	0	1	0	0
Hazard, Justin	2013-15	.301	66	29	123	10	37	7	1	0	19	46	.374	10	2	20	.358	2	8	1	1
Heineman, Rick	1996	.000	7	---	1	0	0	0	0	0	0	0	.000	0	0	0	.000	0	0	0	0
Heineman, Tyler	2010-12	.313	96	73	265	52	83	9	1	1	34	97	.366	29	23	22	.423	2	20	3	6
Heinrichs, Jon	1994-1997	.315	209	---	778	187	245	57	8	32	151	414	.532	104	8	103	.396	11	6	52	99
Hemming, Jim	2000	.273	35	23	88	16	24	5	0	6	18	47	.534	24	0	26	.429	0	0	0	0
Henderson, Robbie	1975-77	.283	119	---	364	66	103	13	1	12	57	154	.423	50	3	45	.370	5	2	4	7
Hill, Dave	1975	.293	26	---	82	13	24	5	1	2	18	37	.451	6	0	8	.341	---	---	0	---
Hinds, Robert	1990-92	.276	134	---	453	95	125	19	4	2	43	158	.349	62	13	87	.377	3	9	38	55
Hirabayashi, Jake	2016-19	.208	144	77	279	43	58	14	0	3	33	81	.290	43	8	68	.326	4	8	1	1
Hisey, Steve	1984-87	.310	188	---	652	137	202	30	6	39	176	361	.554	100	9	141	.404	8	5	12	17
Hofman, Rich	2000	.167	12	0	6	1	1	0	0	1	1	4	.667	1	0	1	.286	0	0	0	0
Holley, Bobby	1986-88	.279	165	---	544	125	152	30	5	15	70	237	.436	108	8	103	.401	9	3	15	21
Holt, Dennis	2010-11	.600	10	0	10	2	6	0	0	0	3	6	.600	0	0	2	.600	0	0	0	0
Hufferd, John	1975	.200	6	---	5	0	1	0	0	0	0	1	.200	1	---	3	.333	---	---	0	---
Hymes, Michael	1997-99	.276	97	29	152	33	42	1	0	0	16	43	.283	16	3	27	.355	1	3	9	11
James, Joe	1988	.300	58	---	203	36	61	11	0	14	47	114	.562	34	5	50	.410	2	0	1	2
Janssen, Casey	2001-04	.225	104	74	138	25	31	4	0	4	20	47	.341	21	4	51	.341	1	1	3	5
Jaramillo, Mike	1996-97	.255	22	13	55	7	14	3	0	1	7	20	.364	3	0	7	.293	0	0	1	2
Jarvis, Scott	2016	.267	11	7	30	6	8	0	0	0	4	8	.267	5	1	8	.389	0	0	1	1
Jensen, Chris	2002-03, 05-06	.319	152	120	511	90	163	25	0	16	77	236	.462	46	12	72	.385	5	2		

ALL-TIME BATTING STATS (since 1975)

Name	Years	AVG	GP	GS	AB	R	H	2B	3B	HR	RBI	TB	SLG	BB	HP	SO	OBP	SF	SH	SB	SBA
Jerkens, Allen	1996	.000	2	0	1	0	0	0	0	0	0	0	.000	0	0	0	.000	0	0	0	0
Johns, Gavin	2017	.212	21	16	52	3	11	2	0	0	2	13	.250	5	0	8	.281	0	1	0	0
Johnson, Craig	1977-78	.323	84	---	251	70	81	12	1	22	62	161	.641	34	4	69	.408	3	0	17	17
Johnson, Forrest	1998-00	.347	91	68	308	72	107	22	5	28	89	223	.724	25	7	53	.406	2	0	4	9
Joslyn, John	1985-86	.358	118	---	402	114	144	38	3	24	95	260	.647	86	3	52	.470	5	2	6	9
Joyce, Cody	1999	.000	1	0	1	0	0	0	0	0	0	0	.000	0	0	0	.000	0	0	0	0
Karros, Eric	1986-88	.365	136	---	532	121	194	38	5	26	123	320	.602	68	9	65	.442	4	0	19	24
Karros, Kyle	2021	.243	55	55	202	34	49	9	1	3	25	69	.342	13	1	45	.292	0	11	1	1
Kasarjian, Kris	2005	.222	20	5	36	2	8	1	0	0	4	9	.250	2	1	3	.282	0	0	0	0
Katzaroff, Robbie	1987-90	.306	214	---	821	182	264	35	20	3	99	348	.424	92	15	85	.396	8	8	96	120
Kazmirski, Bobby	1995	.000	17	---	1	0	0	0	0	0	0	0	.000	0	0	0	.000	0	0	0	0
Keating, Dave	1988-89	.259	96	---	266	56	69	10	6	8	35	115	.432	22	7	77	.328	4	2	26	30
Keck, Chris	2012-15	.258	154	127	450	69	116	29	3	9	72	178	.396	58	13	68	.352	10	7	1	4
Keefer, Cody	2010-12	.319	166	164	589	102	188	34	2	3	86	235	.399	94	17	116	.423	7	16	15	25
Keller, Dan	1998-99	.000	2	0	1	0	0	0	0	0	0	0	.000	0	0	0	.000	0	0	0	0
Kendall, Kevin	2018-2021	.309	145	129	540	118	167	28	5	7	70	226	.419	45	16	105	.375	7	7	32	40
Kerber, Mike	1989	.500	3	---	2	1	1	1	0	0	1	2	1.000	0	0	1	.500	0	0	0	0
Kern, Nick	2014-15, 17	.158	69	14	57	12	9	2	1	2	10	19	.333	8	2	20	.279	1	2	0	2
Kiner, Mike	1973-75	.254	108	---	268	28	68	9	1	13	45	118	.440	24	---	47	.316	---	---	2	---
Klein, Matt	1996-98	.000	48	5	1	0	0	0	0	0	0	0	.000	0	0	1	.000	0	0	0	0
Kramer, Kevin	2012-13, 15	.297	171	162	620	114	184	30	4	10	89	252	.406	73	31	104	.393	8	19	17	35
Kreidler, Ryan	2017-19	.261	170	167	579	106	151	32	3	16	104	237	.409	75	15	130	.351	18	18	20	24
Krikorian, Rick	1981-82	.248	64	38	149	25	37	7	0	1	21	47	.315	30	2	15	.373	4	2	2	3
Krill, Brett	2008-10	.280	78	57	239	50	67	16	1	7	40	106	.444	17	7	49	.345	1	8	9	9
Kubinski, Tim	1991-93	.246	89	---	69	13	17	2	1	2	14	27	.391	6	0	10	.307	0	0	1	3
Kuenhert, Anthony	1992-94	.267	22	---	15	2	4	0	0	0	1	4	.267	7	1	5	.522	0	0	0	0
Lafferty, Brendan	2005-08	.000	1	0	1	0	0	0	0	0	0	0	.000	0	0	0	.000	0	0	0	0
Lansdon, Tommy	2005	.269	39	33	104	18	28	4	1	1	8	37	.356	11	5	29	.367	0	5	7	9
Larimer, Bob	1981-84	.278	115	62	248	43	69	16	2	6	47	107	.431	34	0	67	.360	4	0	1	2
LaValley, Doug	1977	.000	2	---	0	1	0	0	0	0	0	0	.000	0	0	0	.000	0	0	0	0
Lewis, Christian	2000-03	.227	86	23	119	23	27	7	1	3	16	45	.378	6	2	32	.276	0	1	1	2
Lewis, Mike	1989-91	.252	74	---	151	19	38	9	2	1	19	54	.358	19	4	37	.351	0	5	0	1
Lockwood, Bob	1980	.100	7	---	10	6	1	1	0	0	1	2	.200	2	0	2	.250	0	0	2	2
Lohman, Chris	1991-93	.280	163	---	410	61	115	21	0	12	87	172	.420	71	4	102	.389	3	2	8	11
Lopez, Andy	1974-75	.267	77	---	180	30	48	8	1	0	13	58	.322	37	---	29	.392	---	---	2	2
Lopez, Vince	1983, 1985	.278	86	---	281	49	78	17	2	4	49	111	.395	49	6	53	.391	4	4	7	12
Lovullo, Torey	1984-87	.311	240	---	856	211	266	45	6	51	188	476	.556	180	4	94	.429	10	18	15	23
Lynch, Ryan	1995	1.000	20	12	1	0	1	1	0	0	0	2	2.000	0	0	0	1.000	0	0	0	0
Lyon, Nick	1998-2000, 2002	.286	138	88	336	74	96	20	3	16	66	170	.506	43	14	101	.384	5	5	10	12
Mack, Shane	1982-84	.361	159	153	606	158	219	38	10	29	142	364	.601	81	9	77	.438	9	1	44	55
Marder, Neal	1981	.176	14	3	17	4	3	1	0	0	0	4	.235	3	0	3	.300	0	0	0	0
Markel, Aaron	2003-05	.208	31	11	53	6	11	5	0	0	6	16	.302	1	1	19	.236	0	2	0	0
Marquez, Jeff	1994	.000	13	---	1	4	0	0	0	0	0	0	.000	0	0	1	.000	0	0	0	1
Matoian, Chad	1994-1997	.280	165	---	517	85	145	29	0	3	74	183	.354	40	9	52	.340	4	9	5	10
McCarthy, Ryan	2002-04	.276	165	160	606	100	167	31	1	22	107	266	.439	59	8	114	.344	8	7	10	11
McGuire, Ryan	1991-93	.339	174	---	590	157	200	43	2	47	182	388	.658	135	7	108	.462	9	1	30	37
McInerney, Will	2017-20	.230	95	66	148	20	34	4	0	1	18	41	.277	18	6	28	.328	5	19	1	1
McLain, Matt	2019-21	.279	121	119	458	90	128	27	8	16	85	219	.478	55	9	111	.360	11	6	16	19
McMillan, Brett	2003-06	.276	213	193	738	122	204	37	5	27	129	332	.450	81	15	158	.355	10	8	2	7
Medici, Jonathan	2004-05	.200	12	0	5	5	1	0	0	0	0	1	.200	0	0	2	.200	0	0	0	0
Meggs, Lindsey	1981-84	.290	222	218	815	158	236	49	3	29	168	378	.464	125	19	84	.393	8	5	12	19
Melhuse, Adam	1992-93	.303	123	---	478	107	145	29	5	20	91	244	.510	81	2	80	.401	7	0	14	23
Merricks, Charles	1998-00	.267	109	100	359	60	96	14	0	3	49	119	.331	44	10	71	.360	4	9	0	4
Metzger, Mike	2005-06	.204	62	23	98	14	20	2	0	1	15	25	.255	8	3	31	.284	0	2	3	7
Miller Jr., Darrell	2013-15	.252	71	59	210	20	53	14	0	2	30	73	.348	19	5	31	.322	5	7	0	0
Miller, Mark	1978-79	.233	34	---	30	10	7	0	0	1	2	10	.333	4	0	5	.314	1	0	6	6
Miranda, Shane	2000-01	.105	17	1	19	2	2	1	0	0	2	3	.158	3	0	7	.227	0	0	0	0
Miroglio, Dominic	2014	.091	15	2	11	1	1	0	0	0	1	1	.091	3	0	3	.267	1	1	0	0
Mitchell, Freddie	2000	.235	26	3	17	5	4	1	0	0	1	5	.294	2	1	8	.350	0	0	1	2
Mitchell, Garrett	2018-20	.327	121	118	477	94	156	24	15	6	81	228	.478	44	11	84	.393	5	6	28	37
Mitchell, Mike	1992-94	.333	163	---	582	114	194	45	1	36	135	349	.600	84	7	86	.421	4	0	3	5
Moberg, Jake	2019-21	.260	49	25	100	20	26	3	0	1	16	32	.320	20	5	31	.395	4	1	1	2
Montanari, David	1978-81	.318	150	54	466	83	148	29	5	7	83	208	.446	44	3	42	.374	8	2	13	21
Moore, Mike	1990-92	.318	124	---	400	106	127	18	4	19	76	210	.525	57	9	127	.412	3	0	41	49
Moore, Ty	2013-15	.305	145	136	518	82	158	30	5	8	85	222	.429	52	23	62	.389	6	11	9	18
Morris, Dave	1974-75	.227	60	---	128	23	29	2	0	5	22	46	.359	18	---	33	.322	---	---	6	---
Morrison, Matt	1981-84	.302	111	63	258	61	78	9	5	3	44	106	.411	39	0	52	.390	3	4	10	14
Moscaret, Steve	1981	.231	32	6	39	7	9	0	1	0	8	11	.282	12	0	9	.412	0	0	3	4
Mosher, Matt	2010	.000	2	0	2	0	0	0	0	0	0	0	.000	0	0	1	.000	0	0	0	0
Mowery, Kyle	2003	.200	5	0	5	0	1	0	0	0	0	1	.200	0	0	2	.200	0	0	0	0
Murphy, Tim	2006-08	.251	72	57	203	30	51	16	0	1	17	70	.345	19	9	49	.342	0	4	5	8
Murray, Eddie	2006-09	.245	115	71	257	52	63	14	3	2	32	89	.346	38	29	52	.399	2	11	8	14
Myrow, John	1991-93	.328	111	---	405	74	133	17	8	7	62	187	.462	10	7	57	.350	7	6	15	22
Myrow, Jordan	2017	.286	7	2	7	1	2	0	0	0	0	2	.286	0	0	3	.286	0	0	0	0
Navarro, Marc	2009-11	.195	90	19	118	15	23	5	1	1	15	33	.280	18	9	27	.340	2	1	5	7

ALL-TIME BATTING STATS (since 1975)

Name	Years	AVG	GP	GS	AB	R	H	2B	3B	HR	RBI	TB	SLG	BB	HP	SO	OBP	SF	SH	SB	SBA
Naworski, Andy	1985	.000	1	---	0	0	0	0	0	0	0	0	.000	1	0	0	1.000	0	0	0	0
Nero, John	1984	.258	46	35	128	22	33	5	2	3	20	51	.398	19	1	26	.358	0	1	8	10
Nista, Brett	1995-98	.275	180	143	586	961	161	26	4	16	100	243	.415	23	11	96	.312	5	16	12	25
Nolind, Scott	1980	.282	39	----	71	9	20	2	0	1	6	25	.352	4	0	5	.320	0	1	1	1
Norman, Anthony	2004-06	.232	98	46	207	19	48	4	5	1	22	65	.314	18	4	37	.303	2	3	11	14
Norman, Greg	1978-81	.338	82	---	272	53	92	19	4	10	57	149	.548	32	6	24	.415	3	2	5	8
Odeski, Matt	1976-78	.275	82	---	255	55	70	12	1	4	26	96	.376	38	4	43	.371	5	4	18	18
Osborn, Jeff	1985-88	.280	200	---	679	120	190	47	3	23	109	312	.460	74	14	85	.360	6	4	13	16
Oseguera, Paul	2006	.000	1	0	0	0	0	0	0	0	0	0	.000	0	0	1	.000	0	0	0	0
Page, Jarrad	2004-05	.195	90	57	221	37	43	6	1	4	28	63	.285	22	1	94	.269	1	1	10	12
Parker, Rashad	2001-02	.268	41	34	127	24	34	5	1	4	17	53	.417	11	7	33	.359	0	8	7	9
Parma, Tom	1973-76	.189	76	---	95	30	18	3	0	0	13	21	.221	10	---	17	.267	---	---	---	---
Pearl, Matt	1998-01	.310	161	118	522	107	162	28	2	11	89	227	.435	78	12	93	.408	5	4	10	18
Penniall, Dave	1975-76	.293	101	---	396	94	116	19	3	8	50	165	.417	51	2	51	.372	5	2	48	53
Penniall, Will	2004-07	.276	137	98	406	55	112	20	3	5	43	153	.377	31	6	67	.334	3	12	20	29
Perez, Mikey	2019-21	.243	83	68	255	68	62	18	0	11	45	113	.443	37	13	60	.366	1	3	5	6
Perri, Tony	1981-83	.257	68	50	191	29	49	8	1	5	41	74	.387	33	1	43	.366	2	0	1	1
Perry, Darius	2020-21	.143	6	1	7	1	1	0	0	0	0	1	.143	2	0	2	.333	0	0	0	0
Persico, Luke	2014-16	.287	170	169	666	100	191	33	6	6	88	254	.381	56	8	124	.346	7	17	21	28
Peterson, Curt	1975	.285	45	---	144	21	41	13	0	4	18	66	.458	16	0	23	.356	0	0	0	0
Peterson, Kort	2014-16	.259	134	106	394	65	102	17	7	3	54	142	.360	54	26	99	.381	4	14	30	36
Phillips, John	1998	.000	4	3	1	0	0	0	0	0	0	0	.000	0	0	0	.000	0	0	0	0
Pieper, Billy	1997	.091	9	1	11	0	1	0	0	0	1	1	.091	1	0	3	.167	0	0	0	0
Pinto, Aldo	1997-00	.272	131	63	276	44	75	16	1	4	38	105	.380	40	2	33	.364	3	3	0	3
Prendiz, Jordan	2018-20	.053	57	5	19	12	1	0	0	0	1	1	.053	5	3	10	.321	1	2	1	1
Pries, Jake	2016-19	.265	165	105	408	71	108	16	3	15	66	175	.429	55	30	75	.384	10	4	3	6
Pritchett, Chris	1989-91	.341	150	---	560	130	191	27	1	31	129	313	.559	61	5	90	.406	7	0	9	12
Quist, Dustin	2007-09	.212	32	3	33	5	7	2	0	0	4	9	.273	5	3	15	.366	0	2	1	1
Rahmatulla, Tyler	2009-111	.290	114	101	390	77	113	24	1	7	59	160	.410	58	19	74	.401	7	2	20	30
Rasmussen, Gary	1977	.254	53	---	177	18	45	3	1	3	23	59	.333	16	3	23	.325	1	2	2	2
Rasmussen, Ryan	2001-02	.281	72	68	267	57	75	9	2	1	24	91	.341	22	5	29	.338	8	1	21	23
Ravitz, David	1989-93	.271	191	---	535	94	145	33	0	7	61	199	.372	56	10	64	.344	13	15	8	18
Ray, Sam	2004-07	.182	17	0	11	0	2	0	0	0	1	2	.182	0	0	0	.167	1	0	0	0
Reece, Eric	1998-01	.277	138	106	437	77	121	21	3	15	85	193	.442	41	6	88	.344	5	2	4	9
Regis, Cody	2010-13	.268	232	218	742	111	199	39	4	16	137	294	.396	129	11	184	.379	13	19	15	26
Reyes, Daylen	2021	.200	10	1	10	3	2	0	0	0	1	2	.200	3	1	4	.429	0	0	0	0
Ridenour, Dana	1985	.000	1	---	1	0	0	0	0	0	0	0	0	0	0	1	.000	0	0	0	0
Roberts, David	1991-94	.325	190	---	744	177	242	35	10	8	82	321	.431	128	10	87	.426	10	8	109	143
Rodriguez, Steve	2009-11	.215	147	137	424	58	91	15	1	10	64	138	.325	48	20	65	.322	2	24	3	10
Roenicke, Josh	2003-06	.262	123	81	313	37	82	14	1	1	45	101	.323	23	3	61	.317	2	7	3	9
Roenicke, Ron	1977	.284	52	---	197	36	56	8	2	9	40	95	.482	35	0	27	.391	1	1	9	9
Rogers, Brandon	1997	.333	5	0	6	1	2	1	0	0	1	3	.500	0	0	3	.333	0	0	0	0
Roques, Ryan	1997-98	.125	48	0	24	15	3	0	0	1	3	6	.250	1	0	11	.160	0	0	5	10
Rouse, Nolan	2005-07	.138	58	30	87	10	12	4	0	0	7	16	.184	11	4	24	.260	2	8	0	2
Rosica, Daniel	2016-18	.237	135	103	299	44	71	11	1	1	39	87	.291	24	15	44	.322	4	32	4	8
Rustich, Brant	2004-05	.222	31	2	9	0	2	0	0	0	0	2	.222	0	1	5	.300	0	0	0	0
Sakowski, Steve	1977-80	.196	48	---	51	14	10	4	1	0	6	16	.314	7	0	22	.293	0	2	1	1
Sanchez, Alex	1985-86	.319	26	---	72	15	23	3	2	2	16	36	.500	5	0	9	.354	2	0	5	7
Santora, Jack	1995-99	.281	194	170	694	140	195	22	5	10	75	257	.370	103	8	119	.376	8	22	19	30
Schafer, Brett	1993-95	.276	108	---	351	76	97	14	1	4	39	125	.356	56	9	56	.388	1	12	32	39
Schleppenbach, Dave	1974-75	.125	8	---	8	1	1	0	0	0	0	1	.125	0	---	4	.125	---	---	0	---
Schmitt, Altie	1982	.250	4	0	4	1	1	1	0	0	0	2	.500	0	0	1	.250	0	0	0	1
Schulhofer, Adam	1990-92	.330	67	---	103	21	34	4	2	3	27	51	.495	7	0	33	.363	3	0	4	5
Schult, Rob	1996-97	.209	36	6	43	7	9	4	1	1	5	18	.419	3	1	19	.271	1	0	0	0
Schulz, Chris	1983-84	.294	60	43	163	25	48	9	0	1	20	60	.368	18	1	13	.368	0	3	0	1
Schwartz, Brian	1987-90	.257	61	---	101	18	26	5	0	4	15	43	.426	17	1	29	.367	1	1	1	1
Schwartz, JT	2020-21	.377	59	59	228	55	86	16	1	8	53	128	.561	41	10	41	.481	6	0	3	3
Schwenke, Matt	1991-93	.226	172	---	478	58	108	19	0	8	68	151	.316	61	19	154	.336	2	10	3	13
Scott, Bill	1998-00	.392	151	140	576	155	226	47	3	53	173	438	.760	75	6	109	.462	7	1	2	8
Scott, Tyler	2013	.111	6	1	9	1	1	0	0	0	2	1	.111	2	0	3	.273	0	0	0	0
Scruggs, Tony	1986-87	.332	90	---	289	68	96	20	3	8	46	146	.505	31	3	56	.398	4	0	10	14
Seal, Mike	1995	.268	49	38	164	22	44	12	3	1	23	65	.396	10	4	14	.322	2	1	1	2
Seal, Scott	1994-95	.151	39	---	73	9	11	3	0	1	8	17	.233	8	2	29	.253	0	0	0	1
Sharp, Matt	2002-05	.225	66	24	111	15	25	4	1	1	4	34	.306	18	3	24	.348	0	0	1	2
Shelley, Randall	1999-01	.258	139	115	418	80	108	25	1	11	53	168	.402	55	19	120	.366	5	6	4	8
Silva, Jarron	2017-21	.251	101	34	171	28	43	8	0	2	30	57	.333	22	3	39	.345	1	7	5	7
Silver, Larry	1976-77	.262	95	---	271	52	71	11	4	10	47	120	.443	36	5	45	.357	2	3	14	16
Simon, Adam	2003	.091	33	9	33	4	3	0	0	0	3	3	.091	2	0	8	.143	0	1	0	0
Slaught, Don	1978-80	.342	110	---	392	67	134	24	4	11	80	199	.508	38	4	25	.399	7	3	16	16
Smith, Chris	1980-81	.308	104	51	325	75	100	11	1	0	20	113	.348	95	4	29	.469	0	6	40	49
Smith, Khelyn	1999-00	.000	7	0	0	1	0	0	0	0	0	0	.000	0	0	0	.000	0	0	0	0
Smith, Richard	1985	.235	20	---	34	6	8	1	0	1	6	12	.353	2	0	9	.278	0	0	0	0
Smith, Sean	2004-06	.283	77	72	254	45	72	24	1	6	42	116	.457	26	16	34	.380	4	5	1	3
Splitt, Steve	1976	.267	7	---	15	2	4	2	0	1	5	9	.600	0	0	4	.267	0	0	0	0

ALL-TIME BATTING STATS (since 1975)

Name	Years	AVG	GP	GS	AB	R	H	2B	3B	HR	RBI	TB	SLG	BB	HP	SO	OBP	SF	SH	SB	SBA
St. John, Scott	1986-87	.229	32	---	35	8	8	1	0	1	10	12	.343	6	0	11	.318	3	0	1	1
Stephens, Brett	2014-17	.260	202	172	672	115	175	39	6	4	65	238	.354	78	24	120	.354	8	31	22	33
Stewart, Tim	2006-07	.255	82	67	235	36	60	16	1	9	42	105	.447	28	18	46	.375	2	0	1	3
Stowell, Steve	1984-87	.287	169	---	436	100	125	33	2	12	81	198	.454	80	19	81	.416	4	4	15	19
Stronach, Jack	2017-19	.286	149	113	440	62	126	30	1	4	79	170	.386	41	13	62	.352	17	3	7	10
Strumpf, Chase	2017-19	.297	176	175	647	135	192	46	3	28	127	328	.507	114	16	162	.409	10	5	7	9
Sullivan, Daniel	1984	.300	60	57	220	32	66	20	1	5	42	103	.468	26	2	18	.378	1	1	0	0
Susdorf, Billy	2002-04	.318	127	103	415	73	132	31	0	15	75	208	.501	36	4	64	.377	1	4	12	17
Svetlic, Mike	2004	.258	60	54	198	35	51	8	0	0	23	59	.298	27	5	47	.359	1	11	5	8
Szymanski, Tom	1989-90	.268	38	---	71	11	19	1	1	0	7	22	.310	6	0	25	.325	0	1	1	3
Tamburro, Dave	1990-91, 1993	.205	33	---	44	5	9	2	0	1	9	14	.318	2	1	17	.255	0	0	1	1
Taylor, Jr., Eric	2005-06	.264	73	51	182	24	48	7	3	4	26	73	.401	18	4	40	.340	2	5	9	11
Teijeiro, RJ	2018-20	.275	39	5	40	8	11	4	0	0	6	15	.375	12	1	9	.453	0	1	2	2
Thayer, Matt	2002-04	.298	172	146	544	117	162	27	6	10	82	231	.425	83	14	120	.399	8	8	27	37
Theodorou, Nick	1995-98	.339	174	142	511	140	173	40	3	9	93	246	.481	128	8	116	.475	3	8	32	61
Thomas, Jim	1978-80	.263	97	---	251	44	66	12	4	9	41	113	.450	53	1	60	.391	2	1	2	2
Toglia, Michael	2017-19	.307	178	170	644	134	198	51	6	36	156	477	.573	111	8	174	.410	10	1	7	11
Tokheim, Dave	1988-91	.310	195	---	677	115	210	35	7	15	99	304	.449	76	4	83	.379	8	5	50	67
Townsend, Raymond	1976-78	.319	75	---	270	43	86	14	1	0	29	102	.378	16	0	18	.352	4	5	6	8
Trammell, Ken	1979-81	.297	74	6	158	47	47	2	2	1	19	56	.354	29	2	16	.411	1	2	14	14
Trott, Warren	2000-03	.314	87	48	191	38	60	13	2	3	21	86	.450	22	6	42	.402	0	2	3	4
Urabe, Brett	2013-16	.249	155	71	281	42	70	10	4	1	33	91	.324	30	10	69	.341	2	22	12	24
Uribe, Justin	2007-10	.303	163	139	499	80	151	29	2	8	76	208	.417	69	27	84	.411	6	10	6	12
Utley, Chase	1998-00	.342	179	170	748	182	256	41	4	53	174	464	.620	65	16	122	.403	7	3	21	40
Valaika, Nick	2015, 17	.210	32	25	100	14	21	5	0	3	11	35	.350	3	2	31	.245	1	3	1	1
Valaika, Pat	2011-13	.254	180	177	638	90	162	35	7	7	107	232	.364	61	16	102	.330	9	20	15	23
Valent, Eric	1996-98	.323	188	186	722	199	233	38	4	69	219	486	.673	108	9	116	.413	8	8	13	26
Valent, Royce	1996-97	.120	28	1	25	1	3	1	0	0	3	4	.160	3	1	7	.233	1	0	0	0
Vallone, Gar	1992-95	.284	187	---	617	111	175	37	3	11	113	251	.407	107	9	134	.394	5	15	11	18
Varner, Phil	1977	.145	22	---	55	2	8	3	0	0	3	11	.200	1	1	5	.172	1	0	0	0
Vaughn, Derek	1989	.231	16	---	13	3	3	2	0	0	1	5	.385	2	0	4	.333	0	0	0	0
Vaughns, JonJon	2021	.239	34	17	67	19	16	5	0	5	14	36	.537	9	5	28	.370	0	2	1	2
Vdovkin, Mike	1990	.000	17	---	17	1	0	0	0	0	0	0	.000	0	0	1	.000	0	0	0	0
Violette, John	1977-78	.216	59	---	167	20	36	3	0	4	28	51	.305	17	2	33	.294	1	0	0	0
Viselli, Brian	1975-77	.308	98	---	302	54	93	17	0	9	58	137	.454	40	2	32	.389	3	2	9	10
Waters, Jerry	1975-76	.289	82	---	228	46	66	9	2	3	34	88	.386	18	2	41	.343	---	---	15	16
Webb, Kevin	1989, 1991	.290	55	---	183	26	53	11	0	7	32	85	.464	17	6	55	.367	1	1	1	4
Weber-Shapiro, Alex	2009	.228	26	16	57	9	13	5	0	1	3	21	.368	15	1	20	.397	0	0	0	0
Weimer, Aaron	2011-14	.213	30	20	61	4	13	0	0	0	5	13	.213	6	0	11	.284	0	7	1	1
Weisser, Mickey	2007-08	.250	81	51	184	22	46	6	1	2	27	60	.326	31	16	44	.399	2	7	0	0
West, Reggie	1980	.269	51	---	182	25	49	5	3	0	21	60	.330	19	1	22	.342	0	5	19	19
Whisler, Wes	2002-04	.304	177	174	629	109	191	25	2	34	129	322	.512	73	16	135	.387	6	0	3	6
Williams, Adrian	2009-11	.231	52	11	65	10	15	1	0	0	2	16	.246	5	2	20	.306	0	3	2	5
Williams, Kevin	2011-14	.258	156	137	462	62	119	17	3	5	62	157	.340	42	21	109	.345	2	14	11	16
Wills, Shawn	1990-92	.300	152	---	437	73	131	13	4	5	52	167	.382	27	7	82	.349	2	7	26	41
Winnek, John	1991	.000	1	---	1	0	0	0	0	0	0	0	.000	0	0	1	.000	0	0	0	0
Wolfe, Joel	1989-91	.348	166	---	601	129	209	36	13	18	119	325	.541	73	7	121	.419	8	3	83	106
Yates, Carson	2021	.136	13	7	22	3	3	0	1	0	2	5	.227	2	0	12	.208	0	1	0	0
Ydens, Jeremy	2017-19	.315	102	94	371	81	117	24	5	11	59	184	.496	34	16	90	.392	5	7	22	30
Young, Mike	1982-83	.298	93	80	325	57	97	10	4	5	54	130	.400	30	0	60	.352	6	1	32	35
Zamora, Peter	1995-97	.310	170	163	651	108	202	44	1	28	152	332	.510	73	4	98	.379	8	2	2	5
Zancanaro, Dave	1988-90	.267	126	---	221	44	59	6	1	5	35	82	.371	39	3	45	.383	1	1	21	25
Zeile, Shane	2012-14	.289	147	128	477	59	138	21	4	4	58	179	.375	49	24	87	.380	5	12	8	16
Zeile, Todd	1984-86	.331	137	---	468	102	155	26	2	26	94	263	.562	46	3	57	.392	3	1	1	2

ALL-TIME PITCHING STATS (since 1975)

Name	Years	ERA	W-L	APP	GS	CG	SV	IP	H	R	ER	BB	SO	OAV	WP	HBP	BK
Adcock, Gary	1992-93	6.22	9-10	34	22	2	1	153.1	163	134	106	101	85	---	18	19	0
Ambriz, Hector	2003-06	4.41	13-21	57	43	4	3	296.0	299	173	145	114	249	.264	30	19	9
Arrasmith, Scott	2000	3.07	0-1	14	0	0	0	14.2	11	5	5	12	13	.212	3	5	0
Averill, Brandon	2001-02	4.67	0-1	11	2	0	0	17.1	20	11	9	10	16	.282	2	1	2
Barker, Garrett	2016-18	1.11	0-1	38	0	0	0	24.1	18	7	3	17	22	.205	7	0	0
Bates, Eric	1988	6.62	0-0	9	0	0	0	17.2	21	17	13	6	7	---	2	2	0
Bauer, Trevor	2009-11	2.36	34-8	54	44	15	2	373.1	279	125	98	104	460	.207	30	19	8
Bean, Seth	1994	6.75	0-0	3	0	0	0	4.0	2	3	3	5	2	---	0	2	0
Beacom, Mitchell	2009-11	3.49	1-3	47	0	0	1	59.1	55	28	23	16	74	.243	2	13	1
Beck, Bryan	2002-05	5.65	6-16	51	27	2	1	188.0	212	138	118	81	128	.287	7	21	9
Bennett, Pat	1994	0.00	0-0	2	0	0	0	1.1	2	0	0	0	0	---	0	0	0
Berg, David	2012-15	1.11	22-6	175	0	0	49	266.2	180	39	33	44	241	.192	4	22	1
Bergin, Jesse	2019-21	3.91	15-4	37	35	0	0	168.0	155	88	73	55	168	.244	6	9	2
Bianchi, Steve	1974-76	4.54	19-9	51	14	0	1	244.0	270	164	123	120	152	---	---	---	---
Bird, Jake	2015-18	3.13	14-16	71	28	2	0	227.0	224	110	79	78	130	.263	15	26	1
Birkins, Kurt	1999	4.05	0-1	19	0	0	0	20.0	26	17	9	16	18	.317	3	7	0
Bloom, Ken	1983-84	3.35	4-4	53	3	1	7	115.2	110	66	43	55	79	---	9	10	2
Bollens, Scott	1977-79	2.78	13-6	80	0	0	15	148.2	131	60	46	52	97	---	4	3	2
Bond, David	1985	5.13	3-0	15	2	0	1	33.1	37	24	19	18	28	---	6	3	0
Bonds, Jim	1991-92	3.69	2-3	23	3	0	1	46.1	47	33	19	23	37	---	4	4	0
Botterman, Scott	2003-06	6.47	2-3	32	0	0	1	40.1	46	31	29	28	27	.301	5	5	1
Brandt, Jon	1998-01	5.08	21-14	75	38	2	1	296.0	304	219	167	167	265	---	21	33	6
Brewer, Charles	2007-09	4.88	12-10	39	27	0	1	175.1	200	119	95	57	138	.291	5	28	1
Brewer, Chase	2010-12	1.83	2-0	20	0	0	0	19.2	16	5	4	14	8	.250	1	6	0
Broersma, Eric	1978, 1980-81	3.28	15-12	42	36	5	0	206.0	177	100	75	103	165	---	10	18	3
Brooks, Gavin	2007-09	4.71	12-14	59	33	3	8	218.0	215	148	114	103	196	.262	27	34	1
Brooks, Jake	2021	5.31	2-0	16	3	0	0	20.1	22	13	12	6	18	.272	1	2	0
Brophy, Kevin	2004-07	4.58	6-3	75	0	0	1	76.2	75	53	39	54	64	.257	15	14	1
Brummett, Tyson	2006-07	4.24	16-13	37	33	8	1	235.2	249	130	111	65	194	.280	17	16	9
Burke, Scott	2014-17	3.87	2-6	87	0	0	5	107.0	92	58	46	46	99	.231	14	11	5
Burkland, Mike	1982-83	5.75	1-4	28	2	0	2	61.0	71	50	39	40	35	---	5	4	0
Calip, Ian	1991	108.00	0-0	1	0	0	0	0.1	3	4	4	3	1	---	0	0	0
Canning, Griffin	2015-17	2.99	19-13	47	43	8	0	292.0	256	120	97	59	301	.234	16	11	3
Cannon, Jon	1994	12.00	0-0	3	0	0	0	3.0	4	4	4	3	4	---	0	1	0
Caravelli, Michael	1992-95	6.02	3-6	41	2	0	1	58.1	69	46	39	28	37	---	3	4	0
Carter, Ryan	1998-00	6.79	7-10	61	25	0	5	202.2	226	184	153	136	209	---	31	24	1
Castillo, Mike	2001-03	4.41	3-3	41	2	0	2	51.0	55	30	25	21	35	.279	7	4	2
Ceja, Moises	2014-17	3.09	4-6	52	10	0	4	96.0	92	40	33	32	70	.256	3	9	0
Center, Andy	1979-81	4.62	10-13	63	13	1	5	167.2	176	112	86	86	92	---	6	11	5
Chaidez, Adrian	2020-21	2.75	4-1	34	0	0	0	36.0	16	11	11	20	55	.131	5	1	0
Cislak, Chad	1998-00	7.97	9-16	56	17	0	8	157.0	209	190	139	113	137	---	30	25	0
Clark, Wade	2000-02	6.88	2-4	40	3	0	0	69.1	92	73	53	48	42	.329	8	15	0
Claypool, Garrett	2007-10	3.12	14-7	74	33	0	4	207.2	154	80	72	80	181	.210	12	17	3
Clements, Pat	1981-83	5.78	18-18	66	40	5	0	291.1	327	230	187	186	160	---	30	6	4
Cole, Doug	1980-82	5.60	1-2	18	2	0	2	35.1	43	37	22	31	15	---	2	1	0
Cole, Gerrit	2009-11	3.38	21-20	50	49	5	0	322.1	252	143	121	114	376	.215	22	27	4
Colwell, Daniel	2019-21	4.40	2-1	32	0	0	0	30.2	35	18	15	9	25	.299	3	4	0
Concolino, Brett	2006	4.50	0-0	3	0	0	0	2.0	2	3	1	3	1	.250	0	0	0
Conine, Jeff	1985-87	6.07	5-4	43	16	1	2	121.2	122	106	82	89	66	---	10	8	0
Cordeiro, Chris	2001-03	4.96	4-10	50	15	1	7	143.1	165	93	79	51	96	.287	12	6	5
Cowan, Ed	1974-76	4.10	22-11	53	11	0	1	270.0	263	148	123	153	223	---	---	---	---
Craig, Bill	1992	2.95	3-1	22	2	0	1	39.2	38	17	13	25	26	---	9	2	0
Crawford, Brandon	2008	10.38	1-2	3	0	0	0	4.1	5	5	5	2	5	.263	0	0	0
Crecion, Gabe	1997-98	10.23	2-4	21	9	0	0	44.0	64	57	50	36	33	---	5	5	0
Dale, David	1986-87	6.54	3-2	47	0	0	6	53.2	57	42	39	42	44	---	3	3	0
D'Amico, J.T.	1990	10.80	0-1	2	1	0	0	5.0	7	6	6	5	1	---	0	0	0
Darden, Tony	1989-90	7.96	1-1	20	3	0	0	37.1	40	41	33	36	20	---	6	3	0
Davern, Mike	2001-02	9.34	0-3	22	5	0	0	35.2	52	44	37	27	19	.340	11	2	0
Deeter, Ryan	2011-13	2.68	3-0	62	0	0	0	53.2	40	20	16	33	43	.211	3	10	2
Dersom, Tyler	1998-00	7.51	4-1	51	0	0	0	56.1	60	64	47	57	58	---	6	11	0
Diaz, Paul	1998-01	7.11	7-10	63	19	0	3	152.0	207	126	120	74	86	---	10	10	4
Dickmann, Robert	2006	10.38	0-0	6	0	0	0	4.1	8	5	5	3	1	.421	1	1	1
Dishon, John	1988	5.33	1-0	18	0	0	1	25.1	30	17	15	17	14	---	1	1	0
Drummond, Matt	2007-08, 2010	5.74	2-4	37	5	0	3	69.0	70	48	44	47	55	.273	8	11	4
Dyer, Grant	2014-16	3.62	14-11	79	25	3	0	208.2	180	89	84	69	179	.235	20	24	0
Eby, Mike	1991	9.00	0-0	1	0	0	0	2.0	3	2	2	0	1	---	1	0	0
Ehret, Jake	2013-14	4.24	2-0	28	0	0	0	23.1	23	13	11	12	16	.271	2	8	1
Ellis, John	1993-94	8.22	0-0	12	1	0	0	15.1	17	14	14	12	20	---	4	14	0
Espinoza, Pat	1975	4.79	5-3	16	---	0	0	35.2	35	22	19	23	36	---	---	---	---
Ervin, Gary	1978-79	3.00	0-0	4	0	0	0	3.0	2	2	1	4	0	---	0	0	0

ALL-TIME PITCHING STATS (since 1975)

Name	Years	ERA	W-L	APP	GS	CG	SV	IP	H	R	ER	BB	SO	OAV	WP	HBP	BK
Farrell, Chase	2018	2.45	0-0	8	0	0	0	3.2	7	1	1	3	4	.412	1	0	0
Fauland, Herb	1979-80	4.28	10-5	55	5	0	11	109.1	127	65	52	40	54	---	2	1	6
Filby, Jack	2019-21	4.91	2-0	33	0	0	0	29.1	29	18	16	13	31	.252	2	4	0
Fitterer, Scott	1994	4.76	4-1	15	4	0	2	34.0	38	21	18	15	25	---	1	3	0
Forbes, Tucker	2015-16	2.77	2-2	60	0	0	0	55.1	48	27	17	23	62	.234	4	5	2
Fyhrie, Mike	1988-91	3.79	12-15	67	20	3	10	206.1	214	123	87	89	139	---	10	15	2
Gadsby, Brian	2016-18	4.98	8-5	63	0	0	7	77.2	90	44	43	43	55	.305	11	7	2
Garcia, Ryan	2017-19	2.11	20-2	54	25	1	1	183.0	110	59	43	65	206	.171	12	10	2
Glaus, Troy	1996	18.00	0-0	1	0	0	0	1.0	3	2	2	0	2	---	0	1	0
Goeddel, Erik	2009-10	3.10	2-0	45	0	0	1	58.0	54	27	20	27	65	.248	6	8	0
Good, Craig	1986	24.55	0-1	5	0	0	0	3.2	8	10	10	9	2	---	3	0	0
Gorski, Gary	1985	3.00	0-0	2	0	0	0	3.0	5	1	1	1	3	---	2	0	0
Grace, Matt	2008-10	3.91	4-4	72	6	0	1	101.1	102	59	44	39	75	.258	10	10	2
Griggs, Scott	2010-12	4.00	4-2	53	3	0	15	63.0	42	32	28	60	95	.188	15	5	0
Hadley, Nathan	2016-19	3.75	9-2	83	0	0	0	84.0	62	37	35	44	96	.205	4	8	1
Hahn, Josh	2021	6.75	0-0	2	0	0	0	1.1	2	1	1	0	2	.333	0	0	0
Hale, Jeff	1991-92	5.91	3-3	31	1	0	1	45.2	61	34	30	16	13	---	4	7	0
Hamill, Ryan	2000	18.00	0-0	1	0	0	0	1.0	2	2	2	0	2	.400	0	0	0
Harmon, Tom	1983	7.15	5-6	18	15	0	0	73.0	98	65	58	36	30	---	8	4	0
Harrison, Charles	2020-21	3.14	0-0	19	0	0	0	14.1	13	5	5	4	12	.250	1	0	0
Haver, Jordan	2007-09	3.38	0-0	11	0	0	0	13.1	10	6	5	6	8	.222	6	0	0
Heineman, Rick	1993-96	5.74	10-17	62	26	0	1	207.0	262	163	132	113	137	---	20	27	0
Henderson, Robbie	1975-77	13.50	0-0	1	0	0	0	0.2	2	1	1	1	0	---	2	0	0
Henkel, Rob	1997-00	5.56	10-10	55	20	2	2	153.2	153	88	95	77	208	---	18	6	0
Hennis, Randy	1985-87	5.56	19-11	51	37	7	0	238.0	264	176	147	120	150	---	16	16	2
Hirsch, Jeff	1985	4.58	1-1	14	0	0	0	19.2	16	15	10	14	10	---	1	4	0
Holt, Dennis	2010-11	0.00	0-0	3	0	0	0	1.0	0	0	0	4	1	.000	2	1	0
Hooper, Justin	2016-19	5.73	2-2	35	10	0	0	55.0	42	42	35	41	61	.216	16	22	1
Howatt, Jeff	1993-95	5.29	3-5	54	5	0	4	97.0	121	70	57	60	63	---	8	11	0
Huberts, Jeff	1995	40.50	0-0	1	0	0	0	0.2	3	3	3	0	0	---	0	0	0
Huff, David	2006	2.98	7-4	16	16	3	0	129.2	121	50	43	27	100	.249	7	6	4
Jacquez, Tom	1995-97	3.48	11-6	37	18	2	0	165.1	157	89	64	54	118	---	7	13	0
Jaffe, Eric	2012	0.00	1-0	8	0	0	0	7.2	6	0	0	10	3	.250	1	1	0
Janicki, Pete	1990-92	4.38	23-12	55	44	11	2	324.2	360	214	158	233	215	---	40	22	1
Janssen, Casey	2001-04	4.34	22-15	54	43	2	1	265.1	262	151	128	97	245	.258	18	15	3
Jerkens, Allen	1996	9.82	0-0	2	0	0	0	3.2	5	4	4	5	1	---	0	0	0
Jerkens, Kevin	2000-03	6.53	7-5	77	1	0	7	113.0	160	101	82	40	69	.333	10	15	4
Johnson, David	2002-04	6.24	8-7	55	16	0	2	140.0	161	104	97	73	105	.295	16	13	3
Joslyn, John	1986	12.00	0-0	2	0	0	0	3.0	6	4	4	0	1	---	1	0	0
Kaprielian, James	2013-15	2.06	17-10	66	31	1	2	253.1	181	73	58	92	275	.202	19	21	8
Karp, Josh	1999-01	4.21	23-7	47	44	0	0	252.0	231	155	118	122	222	.243	28	31	1
Karros, Jared	2020-21	3.51	4-1	11	6	0	0	41.0	30	17	16	7	48	.204	2	2	1
Kazmirski, Bobby	1994-95	4.33	2-4	32	4	0	5	68.2	61	37	33	23	56	---	1	5	0
Keating, Dave	1988	13.50	0-1	2	1	0	0	2.2	4	4	4	4	1	---	0	0	0
Keller, Dan	1996-97, 1999	5.16	12-10	50	20	0	2	155.1	183	116	89	82	85	---	3	2	0
Kerber, Mike	1989	0.00	0-0	1	0	0	0	2.1	2	2	0	2	0	---	0	0	0
Kern, Nick	2014	4.98	1-1	33	0	0	3	34.1	33	20	19	10	38	.262	6	1	0
Kershaw, Scott	1985	4.86	3-2	17	5	0	0	37.0	36	30	20	35	28	---	0	3	0
Klein, Dan	2008, 2010	3.36	8-3	46	2	0	10	69.2	67	28	26	14	68	.252	9	10	0
Klein, Matt	1996-98	7.13	6-3	48	5	0	3	82.0	117	81	65	48	48	---	11	5	1
Kramer, Dan	1992-94	4.64	8-3	46	10	0	0	118.1	142	71	61	35	71	---	7	7	0
Krikorian, Rick	1981-82	6.75	0-0	2	0	0	0	2.2	3	3	2	2	1	---	0	0	0
Kubinski, Tim	1991-93	4.22	20-6	53	27	5	0	226.1	223	124	106	84	150	---	17	18	0
Lafferty, Brendan	2005, 2007-09	5.50	7-8	94	3	0	3	147.1	172	104	90	64	119	.297	25	22	7
Leary, Tim	1977-79	3.09	21-15	53	40	15	0	306.0	277	149	105	146	258	---	14	13	7
Lewis, Mike	1988-91	4.41	8-8	65	19	2	7	216.1	223	142	106	109	142	---	15	10	1
Lindsay, Tim	1987-91	4.29	18-13	63	46	13	1	302.1	347	213	144	121	161	---	19	27	2
Lizarraga, Bob	1974, 1976	4.77	4-3	36	4	0	4	83.0	89	55	44	45	57	---	---	---	---
Lodge, Brandon	2010-11	2.70	0-0	18	0	0	0	16.2	27	7	5	3	8	.365	2	1	1
Long, Kip	1979	8.66	1-2	11	0	0	0	17.2	23	19	17	20	11	---	1	1	2
Lynch, Ryan	1994-96	6.46	5-9	49	20	0	2	133.2	171	112	96	74	80	---	7	15	0
Lyon, Nick	2000, 2002	12.15	1-0	5	1	0	0	6.2	8	8	8	7	2	.345	0	1	0
Mack, Phil	1981	8.03	0-2	5	0	0	0	12.1	19	13	11	8	7	---	2	0	0
Madrid, Sam	1997	8.10	1-0	4	0	0	0	3.1	2	3	3	3	2	---	0	0	0
Magnante, Mike	1984-88	4.30	22-5	53	25	7	1	203.0	209	121	97	98	142	---	7	14	2
Marsh, Scott	1985	3.20	2-3	18	10	1	0	59.0	48	27	21	39	31	---	5	0	1
McDonald, Jeff	1980-82	5.42	11-10	62	29	4	1	219.0	252	160	132	154	123	---	28	14	4
McGuire, Ryan	1991-93	1.74	4-0	17	1	0	2	31.0	18	6	6	14	34	---	4	1	0
Merricks, Charles	1998, 2000	15.19	0-0	10	0	0	0	10.2	15	22	18	16	8	---	1	2	0
Meyer, Jake	1996-97	3.41	4-5	43	1	0	8	60.2	55	35	23	44	66	---	6	6	0

ALL-TIME PITCHING STATS (since 1975)

Name	Years	ERA	W-L	APP	GS	CG	SV	IP	H	R	ER	BB	SO	OAV	WP	HBP	BK
Miltenerberger, Dan	2003-06	6.95	5-4	38	7	0	0	55.2	65	59	43	41	35	.293	10	3	3
Mitchell, John	1993-94	7.19	3-7	41	7	0	0	81.1	85	74	65	54	60	---	6	10	0
Molnar, Kyle	2016, 18	3.27	6-5	14	13	0	0	77.0	71	37	28	22	73	.241	4	6	1
Mora, Kyle	2017-21	2.54	11-8	117	2	0	5	148.2	112	50	42	48	148	.204	10	4	0
Moreno, Sal	1993	5.79	1-0	3	1	0	0	4.2	4	3	3	4	5	---	1	0	0
Morisako, Colin	1982	3.97	0-0	7	0	0	1	11.1	14	8	5	9	3	---	1	1	0
Mullen, Sean	2019-21	2.90	10-1	34	14	0	2	93	75	34	30	49	105	.225	1	8	2
Murphy, Tim	2007-08	4.34	10-10	37	27	3	3	178.1	167	96	86	79	207	.250	10	18	10
Nastrini, Nick	2019-21	4.73	5-3	21	15	0	0	66.2	41	36	35	55	95	.173	18	3	2
Naworski, Andy	1984-85	5.74	4-11	45	10	0	6	105.0	116	87	67	75	72	---	20	12	0
Newns, Neal	1984-85	5.40	4-4	45	4	0	1	71.2	72	51	43	49	64	---	7	7	1
Nolte, Eric	1984-85	6.86	6-2	30	14	1	0	84.0	85	71	64	75	53	---	3	3	3
Novak, Jason	2006-09	4.98	6-3	86	4	0	4	137.1	138	83	76	63	121	.263	16	8	3
Olsen, Jon	2016-18	3.34	9-1	33	26	1	0	132.0	107	56	49	48	115	.222	5	6	2
Ortega, Mike	1974-77	7.36	2-2	15	2	0	1	22.0	21	23	18	20	17	---	3	---	2
Ortiz, Zack	2012	2.92	2-0	12	0	0	0	12.1	16	7	4	9	6	.320	1	0	0
Oseguera, Paul	2005-06	3.05	4-1	35	3	00	3	62.0	63	23	21	18	60	.272	5	7	2
O'Toole, Ryan	1995-97	4.93	2-3	36	6	0	2	65.2	78	52	36	33	35	---	10	7	0
Page, Tim	1979-80	5.17	4-7	29	17	1	0	94.0	99	57	54	61	47	---	5	3	2
Parque, Jim	1995-97	3.55	25-11	51	50	10	0	334.2	349	172	132	136	319	---	27	15	7
Peterson, Curt	1975-76	3.03	4-6	23	8	0	5	77.1	76	35	26	30	61	---	---	---	---
Pettway, Zach	2018-21	3.77	16-11	45	43	1	0	264.2	231	122	111	58	241	.235	6	19	2
Phillips, John	1994-98	7.55	8-3	37	16	1	0	101.1	123	97	85	63	84	---	15	8	0
Pifer, Griff	1974-75	5.81	4-7	38	---	---	2	114.2	129	95	74	72	53	---	---	---	---
Pinto, Aldo	1997-98, 2000	3.00	0-1	10	0	0	0	12.0	11	4	4	7	7	---	3	2	0
Plutko, Adam	2011-13	2.25	29-10	53	52	4	0	351.1	256	98	88	101	272	.206	6	20	3
Poole, Madison	2012	0.00	0-0	4	0	0	0	2.2	1	0	0	2	2	.111	0	0	0
Poteet, Cody	2013-15	3.92	14-12	73	39	1	0	222.2	196	115	97	77	173	.241	13	28	0
Powell, Holden	2018-20	2.26	6-4	77	0	0	26	91.2	50	26	23	37	107	.163	8	11	1
Pries, Jeff	1982-84	4.83	16-15	55	37	10	4	247.2	282	168	133	123	114	---	20	21	4
Radan, Chase	2014-15	0.00	0-0	4	0	0	0	2.1	3	0	0	1	0	.333	1	0	0
Rajcic, Max	2021	1.65	2-1	24	0	0	7	32.2	23	10	6	8	36	.185	0	2	0
Ralston, Jack	2018-19	3.66	12-5	31	26	0	0	137.2	122	62	56	47	128	.238	16	3	0
Ramsey, Jim	1984, 1986	7.41	3-2	25	4	0	1	54.2	79	49	45	33	27	---	8	6	1
Rasmussen, Rob	2008-10	3.98	15-7	46	27	1	1	171.2	165	84	76	72	187	.252	20	12	0
Reeder, Zac	1988-91	6.39	2-3	37	3	0	3	80.1	113	70	57	27	48	---	4	6	1
Reid, Daniel	2002-04, 2005	11.25	0-0	42	0	0	0	20.0	35	39	25	17	22	.389	2	13	1
Reightley, Ryan	1998	14.90	0-1	14	4	0	0	29.0	63	59	48	15	16	---	2	6	0
Ridenour, Dana	1984-86	4.93	7-11	70	11	1	9	184.1	193	120	101	86	158	---	10	3	2
Righetti, Tony	1997-98	2.72	3-1	24	5	1	0	49.2	47	30	15	34	55	---	5	4	0
Rodriguez, Louis	1977	7.50	0-0	4	0	0	0	6.0	5	7	5	6	3	---	0	0	0
Roe, Bobby	1998-01	5.18	18-14	87	34	0	13	283.1	327	226	163	152	197	---	37	40	2
Roenicke, Josh	2004, 2006	2.93	2-3	19	0	0	4	15.1	14	7	5	9	14	.237	4	2	0
Ross, Brad	1974-76	5.28	10-12	52	4	0	4	167.0	174	114	98	101	119	---	---	---	---
Rubi, Felix	2019-20	1.05	2-0	16	3	0	0	25.2	16	5	3	7	14	.170	4	0	0
Rucker, Dave	1976-77	3.61	6-3	27	4	0	3	72.1	80	33	29	42	39	---	5	2	0
Rustich, Brant	2004-07	6.10	9-11	72	13	1	10	124.0	148	108	84	75	114	.294	23	20	1
Sanchez, Alex	1985-87	4.98	27-17	73	58	6	1	341.1	338	238	189	212	328	---	22	15	3
Saum, Jake	2020-21	3.13	2-2	21	0	0	1	23	17	10	8	6	25	.210	0	4	0
Schanz, Scott	1988-90	4.94	10-20	54	39	4	2	253.0	279	182	139	138	177	---	15	22	3
Scheidler, Nick	2017-18	4.59	3-5	73	1	0	0	64.2	64	35	33	28	57	.261	8	5	2
Schmidt, Dave	1977-79	4.00	24-7	46	39	3	0	223.0	218	118	99	117	171	---	14	5	2
Schmidt, Paul	2006-07	6.75	0-2	22	1	0	0	18.2	24	17	14	13	15	.324	3	5	0
Schroeder, Brian	2004-06	4.89	8-10	70	11	1	3	130.2	139	75	71	59	95	.277	6	18	1
Schuh, Max	2013-14	1.44	0-1	49	0	0	0	31.1	23	11	5	14	36	.209	3	5	0
Schulhofer, Adam	1989-92	4.04	9-9	50	18	3	4	158.0	142	88	71	99	110	---	14	13	1
Schwengel, Kris	1990-91, 1993	8.12	2-3	26	9	0	1	51.0	70	50	46	24	30	---	4	5	1
Schwengel, Kurt	1990-92	3.72	0-1	10	0	0	0	19.1	23	9	8	8	9	---	0	1	0
Sentlinger, Rick	1974-75	5.05	5-7	24	0	---	0	82.0	93	54	46	54	57	---	---	---	---
Sharp, Matt	2004	0.00	0-0	1	0	0	0	1.1	1	0	0	1	0	.250	0	0	0
Sheredy, Kevin	1996	4.59	4-2	24	4	0	8	49.0	41	37	25	34	55	---	7	8	0
Shibata, Keith	1985-87	5.11	7-4	45	5	1	3	112.2	119	76	64	46	107	---	4	2	1
Simon, Adam	2003-05	6.03	4-11	59	7	0	8	118.0	120	89	79	90	104	.270	8	32	4
Silva, Doug	2001-03	4.47	8-9	57	5	0	8	118.2	119	75	59	56	83	.260	9	13	1
Silver, Barry	1980	3.74	1-1	15	3	0	1	33.2	37	18	14	9	23	.268	2	0	1
Smalls, Joe	1980, 1982	3.60	2-1	6	3	1	0	25.0	24	10	10	8	9	---	2	0	0
Sollecito, Gabe	1992-93	4.76	5-8	48	6	1	21	92.2	88	43	49	45	51	---	5	18	0
Soroko, Mark	1973-75	3.96	9-5	49	---	---	5	120.1	113	69	53	52	70	---	---	---	---
Spears, Chris	1988	15.12	0-0	8	1	0	0	8.1	17	17	14	9	7	---	3	1	0
St. George, Nick	1994-97	5.23	9-12	60	20	0	1	160.0	207	132	93	65	111	---	13	6	2
Stephenson, Brian	1994	4.97	5-5	15	15	4	0	105.0	106	60	58	49	79	---	2	11	0

ALL-TIME PITCHING STATS (since 1975)

Name	Years	ERA	W-L	APP	GS	CG	SV	IP	H	R	ER	BB	SO	OAV	WP	HBP	BK
Strelitz, Brian	1999	11.15	1-3	15	2	0	0	30.2	52	46	38	12	9	.361	5	5	0
Stoll, Dave	1991-92	6.95	2-1	19	0	0	0	22.0	27	20	17	11	11	---	5	2	0
Stowell, Steve	1986-87	5.73	13-7	38	23	0	0	130.1	169	115	83	98	95	---	10	12	2
Susdorf, Billy	2002	5.40	0-3	14	0	0	3	16.2	14	11	10	9	13	.233	5	1	1
Sutherland, John	1987-90	5.38	15-14	71	30	1	4	229.0	283	178	137	103	141	---	13	23	1
Thielemann, Al	1997-98	11.17	1-1	16	1	0	0	29.0	44	41	36	19	17	---	2	4	0
Townsend, Michael	2018-21	3.14	6-1	75	0	0	0	80.1	65	35	28	23	82	.220	8	5	0
Trask, Matt	2015	5.40	0-0	4	0	0	0	3.1	2	2	2	3	5	.167	0	1	0
Trombs, Ray	1977	8.65	0-1	10	0	0	0	26.0	38	30	25	13	15	---	4	3	0
Uribe, Justin	2007-10	7.27	2-1	7	2	0	0	8.2	10	7	7	6	7	.270	2	0	1
Van Zandt, Jon	1993	5.70	7-7	20	15	5	1	113.2	128	80	72	40	70	---	9	5	0
Vander Tuig, Nick	2011-13	3.17	27-12	65	37	2	9	269.2	258	107	95	51	201	.252	14	17	2
Vdovkin, Mike	1990	4.71	1-2	17	0	0	4	28.2	29	17	15	14	15	---	1	4	0
Virant, Hunter	2013, 15-16	4.81	0-3	51	6	0	1	48.2	48	36	26	30	30	.270	3	9	1
Walker, Matt	2017-18	7.71	1-0	26	0	0	0	18.2	25	18	16	10	12	.309	6	3	0
Ward, Colin	1981-82	5.66	10-11	45	32	3	0	194.0	191	149	122	157	151	---	19	8	1
Watson, Grant	2012-15	3.37	30-19	86	63	0	0	376.1	367	169	141	97	238	.263	13	17	2
Weiss, Zack	2011-13	3.29	10-7	82	22	0	0	175.1	153	79	64	66	124	.238	15	35	2
Wenrick, Bill	1984-87	4.41	10-10	119	7	0	16	192.0	217	114	94	69	132	---	7	12	4
Westland, Bob	1981-83	4.72	10-2	62	2	3	8	116.1	119	80	61	74	84	---	12	9	1
Whisler, Wes	2002-04	4.99	11-14	49	43	4	0	259.2	293	173	144	105	172	.291	13	28	0
White, Garrett	2003-06	9.37	0-0	46	0	0	0	32.2	45	42	34	21	21	.338	8	8	1
Wiede, Mark	1981-82	6.11	1-0	10	0	0	0	17.2	29	17	12	2	9	---	0	0	0
Will, Dave	1980	8.22	0-1	21	1	0	0	38.1	43	47	35	32	29	---	2	0	1
Wills, Shawn	1991	0.00	0-0	2	0	0	0	1.1	1	0	0	1	0	---	1	0	0
Wilson, Kyle	2002-04	5.12	2-2	45	1	0	6	70.1	71	49	40	41	58	.273	8	10	0
Yaeger, Chuck	1981-84	5.01	15-15	111	25	4	7	237.1	304	180	132	124	131	---	15	3	3
Young, Matt	1979-80	3.99	10-7	33	26	6	1	164.2	152	96	73	113	104	---	5	9	4
Zamora, Peter	1995-97	4.66	15-6	48	31	1	7	202.2	232	139	105	72	140	---	15	13	1
Zancanaro, Dave	1988-90	3.72	23-13	78	23	4	8	263.2	254	161	109	152	198	---	11	22	3
Zinser, Jason	2007	18.00	0-0	1	0	0	0	1.0	3	2	2	2	1	.600	0	0	0

ALL-TIME LETTERWINNERS

CAREER STATS

Hitters: batting average, home runs, RBI. R (runs scored), SB (stolen bases)
Pitchers: W-L, ERA, strikeouts. S (saves), NA (stats are not available)

A			
Abney, Jeff, C	'03	.143, 2, 7	
Adams, Bob, 3B	'70-'73	.315, 23, 140, 131R	
Adams, Gary, INF	'59-'60, '62	N/A	
Adams, Gene, INF	'59-'61	N/A	
Adams, Mannie, INF	'88-'90	.301, 4, 62	
Adcock, Gary, P	'92-'93	9-10, 1S, 6.22, 85K	
Aielli, Gino, C/INF	'08-'09	.340, 2, 16, 24R, 5SB	
Alarid, David, OF	'82-'85	.267, 7, 47	
Alexander, Michael, OF	'84	.179, 0, 7	
Allen, Bob, OF	'87-'89	.179, 4, 14	
Allen, Brenton, OF	'11-'13	.258, 2, 15, 23R, 1SB	
Altschuler, Earl, OF	'70-'72	.362	
Amaral, Beau, OF	'10-'12	.322, 10, 106, 145R, 30SB	
Amaral, Daniel, OF	'16-'18	.274, 4, 61, 84R, 32SB	
Amaral, Rich, 2B	'82-'83	.334, 5, 64, 112R, 45SB	
Ambriz, Hector, DH/P	'03, '05-'06	.311, 8, 62, 54R, 13-21, 4.41, 249K	
Amezquita, Chris, 3B	'09	.259, 1, 9, 8R, 2SB	
Ammentorp, Tim, C	'76-'79	.257, 1, 6	
Ammirato, Zak, INF/OF/C	'93-'96	.307, 14, 100, 101R	
Anderson, Tom, INF	'62	.214, 0, 6	
Andrews, Bob	'48-50	N/A	
Anglin, Gary, OF/P	'73-'74	.238, 7, 17; 5-5, 6.14, 55K	
Ardell, Dave, OF	'63-'64	.274, 4, 21	
Arens, Jim, P	'63-'65	10-10, 3.70, 130K	
Arhart, Josh, C	'01-'02	.333, 10, 61	
Arrasmith, Scott, P	'00	0-1, 3.07, 13 K	
Arrington, Ray, OF	'65-'66	.334, 12, 62	
Ash, Mike, C	'64	.228, 4, 16	
Ashner, Corey	'07	.071, 0, 0	
Atkins, Garrett, 1B/3B	'98-'00	.369, 40, 167, 180R	
Auten, Jim, OF	'76-'79	.320, 38, 129, 116R	
Averill, Brandon, INF	'01-'04	.307, 27, 103; 0-1, 4.67, 16K	

B			
Babineau, Ryan, C	'06-08	.260, 11, 87, 83R	
Baker, Dave, INF	'75-'78	.280, 34, 152, 127R	
Baranick, Bruce, P	'72-'73	4-5, 2.69, 61K	
Barker, Garrett, P	'16-'18	0-1, 1.11, 22K	
Baron, Brian, OF	'99, '01	.375, 3, 74	
Barry, John, INF	'85	.281, 0, 12	
Bashore, Ted, 1B	'65	.300, 11, 39	
Bates, Eric, P	'88	0-0, 6.62	
Batthey, Earl, 3B	'76	.275, 5, 28, 14SB	
Bauer, Trevor, P	'09-'11	2.36, 34-8, 460K, 2SV	
Beacom, Mitchell, P	'09-'11	3.49, 1-3, 74K, 1S	
Beall, Pete, INF	'81-'84	.318, 20, 149, 140R	
Bean, Seth, P	'94	0-0, 6.75	
Beck, Bryan, P	'02-'05	6-16, 5.65, 128 KJ	
Bennett, Pat, P	'94	0-0, 0.00	
Beres, Tommy, C	'21	.143, 1 R	
Berg, David, P	'12-'15	22-6, 1.11, 241K, 49S	
Bergin, Jesse, P	'19-'21	15-4, 3.91, 168 K	
Berger, Scott, OF	'94	.500, 0, 0	
Bergeron, Tom, INF	'59-'60	N/A	
Beringhele, Vince, OF	'81-'83	.319, 10, 94	
Berman, Gary, INF	'83-'86	.313, 13, 95	
Berry, Adam, C/DH/1B/OF	'99-'02	.277, 31, 102	
Berry, Sean, INF/OF	'85	.293, 3, 23, 13SB	
Berson, Barry, OF	'68-'69	.143, 0, 0	
Bessey, Jim, INF	'71	N/A	
Bianchi, Steve, P	'74-'76	19-9, 4.54, 152K	
Bird, Jake, P	'15-18	14-16, 3.13, 130K	
Bjelland, Tim, INF	'77-'79	.305, 0, 19	
Blazek, Chuck, C	'64	.281, 0, 6	
Block, Carl, P	'59	N/A	

Bloom, Ken, P	'83-'84	4-4, 7S, 3.35, 79K	
Bollens, Scott, P	'77-'79	13-6, 15S, 2.78J	
Bond, David, P	'85	3-0, 1S, 5.13, 28KJ	
Bondy, Ken, P	'61	3-2, 3.54, 42K	
Bonds, Jim, P	'91-'92	2-3, 1S, 3.69, 37K	
Bonham, Bill, P	'69-'70	9-7, 2.88, 168K	
Bono, Christoph, OF	'13-'16	.219, 6, 81, 87R, 22SB	
Bono, Steve, C	'82	.231, 0, 2	
Botterman, Barry, OF	'67-'69	.283, 2, 39	
Botterman, Scott, P	'03-'06	2-3, 6.47, 27K, 1S	
Bottoms, Tim, P	'61-'63	17-10, 1.81, 190K	
Bouchard, Sean, INF	'15-'17	.289, 13, 88, 71R, 10SB	
Boyd, Travis, INF/OF	'92-'95	.180, 1, 14	
Boyer, Bob, P	'67	9-4, 3.00, 69K	
Brakebill, Brent, C-OF	'82-'85	.264, 14, 77	
Brandt, Jon, P	'98-'01	19-19, 3S, 5.08, 209K	
Brasher, Bill, P	'64-'66	26-15, 3.22, 254K	
Brewer, Charles, P	'07-'09	12-10, 4.88, 138K, 1S	
Brewer, Chase, P	'10-'12	2-0, 1.83, 8K	
Brock, Vern, OF	'63	.200, 0, 4	
Broersma, Eric, P	'78, '80-'81	15-12, 3.28	
Brooks, Gavin, P	'07-'09	4.71, 12-14, 196K, 8S	
Brooks, Jake, P	'21	2-0, 5.31, 18 K	
Brophy, Kevin, P	'04-'07	6-3, 4.58, 64K, 1S	
Brown, Jerry, P	'63-'65	9-5, 3.88, 141K	
Brown, Trevor, INF/C	'10-'12	.291, 4, 69, 59R, 8SB	
Bruckner, Ron, P	'60-'61	7-7, 2.24	
Brummett, Tyson, P	'06-07	16-13, 4.24, 194K, 1S	
Burke, Scott P	'14-'17	2-6, 3.87, 99K	
Burkins, Kurt, P	'99	0-1, 4.05, 18	
Burkland, Mike, P	'82-'83	1-4, 2S, 5.75	
Byrne, Tim, OF	'88	.286, 0, 1	
Byrnes, Eric, OF	'95-'98	.331, 48, 203, 81SB, 235R	

C			
Campanella, John, OF	'01	.317, 3, 14	
Canales, Josh, SS	'00-'01	.322, 0, 40	
Canning, Griffin, P	'15-'17	19-13, 2.99, 301K	
Cannon, Jon, P	'94	0-0, 12.00	
Cano, Hector, INF	'85	.297, 5, 42, 42R	
Caravelli, Michael, P	'92-'95	3-6, 1S, 6.02	
Cardenas, Noah, C	'19-'21	.302, 8 HR, 60 RBI, 75 R	
Carpenter, Mike, OF	'78	.343, 0, 16, 36SB	
Carpenter, Sean, INF/OF	'03-'06	.249, 1, 20, 45R, 10SBJ	
Carrasco, Tony, 2B	'93-'94	.200, 0, 7	
Carrithers, Alden, 2B	'07-08	.364, 7, 79, 104R	
Carroll, Brian, OF	'11-'13	.251, 0, 24, 59R, 34SB	
Carter, Ryan, P	'98-'00	6-10, 5S, 6.36, 209K	
Carty, Mike, OF	'67-'69	.222, 3, 17	
Castillo, Mike, P	'01-'03	2-2, 2S, 4.79, 32K	
Caulfield, Pat, OF	'20-'21	.292, 3 HR, 25 RBI, 23 R, 5 SB	
Ceja, Moises	'14-'17	4-6, 3.09, 70K, 4S	
Center, Andy, P	'79-'81	10-13, 5S, 4.62	
Chaidez, Adrian, P	'20-'21	4-1, 2.75, 55 K	
Chambliss, Chris, 1B	'69	.340, 15, 45	
Chase, Mike, P	'67	0-0, 5.40	
Chatterton, Trent, INF	'13-'16	.255, 2, 74, 90R, 2SB	
Chiffer, Floyd, P	'75-'78	17-11, 3S, 3.64	
Cislak, Chad, P	'98-'00	9-16, 8S, 7.97, 127K	
Clark, Wade, P	'00-'02	2-4, 6.90, 42K	
Clarke, Zander, 1B	'16-'17	.156, 3, 12, 10R	
Claypool, Garrett, P	'07-'10	3.12, 15-7, 181K, 4S	
Clements, Pat, P	'81-'83	18-18, 5.78, 160K	
Cline, Scott, INF	'86-'89	.313, 25, 130	
Cloud, Casey, C	'97-'98	.232, 3, 24	
Cohen, Gabe, OF	'07-'09	.283, 24, 93, 87R, 17SB	
Cole, Doug, P	'81-'82	1-2, 2S, 6.60	
Cole, Gerrit, P	'09-'11	21-20, 3.38, 376K	
Colletto, Jim, OF	'64-'67	.306, 13, 97	

Colins, Howard, 3B/P	'59-'61	N/A	
Colton, Dave, OF	'74	.285, 10, 30	
Colwell, Daniel, P	'19-'21	2-1, 4.40, 25 K	
Combs, Kelly, INF	'77	.267, 0, 0	
Concolino, Brent, P	'06	0-0, 4.50, 1K	
Concolino, Chad, OF	'04	.256, 2, 11	
Conine, Jeff, P	'85-'87	5-4, 2S, 6.07, 61K	
Conley, Paul, INF	'81	.213, 4, 23	
Conlin, Kevin, INF	'02-'05	.226, 0, 16	
Connors, Steve, OF	'74-'75	.310, 6, 35	
Cooper, Gene, OF	'67-'68	.264, 5, 37, 50R	
Cordeiro, Chris, P	'01-'03	3-8, 3S, 5.17, 54K	
Coston, Roy, P	'66-'69	10-1, 2.74, 77K	
Cowan, Ed, P	'74-'76	22-11, 4.10, 223K	
Cox, Mobil, SS	'76-'78	.250, 14, 67	
Craig, Benny, 1B/OF	'94-'96	.174, 2, 11	
Craig, Bill, P	'92	3-1, 1S, 2.95	
Crater, Tim, OF	'65	.157, 0, 3	
Crawford, Brandon, SS	'06-'08	.319, 20, 136, 145R	
Crecion, Gabe, P	'97-'98	2-4, 10.23	
Criss, Brian, C	'91-'92	.231, 0, 10	
Croft, Mickey, C	'73-'74	.268, 3, 17	
Cuellar, Kyle, DH/OF	'17-'21	.268, 6 HR, 71 RBI, 56 R	
Cumberland, Dave, C	'72	.226, 0, 13	
Cummings, Ron, OF	'79-'80	.500, 0, 2	
Curlialle, Michael, INF	'20-'21	.292, 3 HR, 45 RBI, 38 R, 5 SB	
Curtis, Jermaine, 3B	'06-'08	.321, 6, 80, 110R	

D			
D'Amico, J.T., P	'90	0-1, 10.80	
Dale, David, P	'86-'87	3-2, 6S, 6.54, 44K	
Dallas, Bobby, 2B	'75-'76	.288, 12, 62	
Darden, Tony, P	'89	1-1, 8.24	
Davern, Mike, P	'01-'02	0-3, 9.46, 19K	
Dean, Brent, C	'07-08	.276, 1, 11, 12R	
Dean, Emanuel	'21	.292, 6 RBI	
DeCinces, Tim, C	'94-'96	.321, 37, 166, 130R	
Decker, Cody, 1B/DH	'06-'09	.288, 47, 153, 118R, 5SB	
Decker, Jim, INF	'55-'56	.278, 4, 26	
Deeter, Ryan, P	'11-'13	3-0, 2.68, 43K	
Delany, Dennis, C	'75-'78	.302, 28, 114	
DeLaTorre, Julian, C	'81-'82	.226, 1, 8	
Denove, Chris, C	'03-'05	.277, 14, 95	
Dersom, Tyler, P	'98-'00	4-1, 7.54, 58K	
Diaz, Paul, P	'98-'01	7-10, 5S, 7.10, 86K	
Dickmann, Robert, P	'06	0-0, 10.38, 1K	
Dieter, Dave, C	'93-'94	.252, 3, 24	
Diggie, Ron, OF	'71	NA	
Dishon, Jon, P	'88	1-0, 1S, 5.33	
Dodson, Pat, 1B	'79-'80	.299, 20, 74, 76	
Doerr, Tim, INF	'72-'74	.301, 21, 108, 101R	
Dolak, John, C	'87-'90	.251, 8, 53	
Dolan, Brady, OF	'06-'08	.277, 3, 25, 46R	
Donner, Joe, OF	'73	.245, 2, 8	
Drummond, Matt, P	'07-'08, '10	5.74, 2-4, 55K, 3S	
Dunlap, Blair, OF	'06, '08-'10	.295, 17, 92, 130R, 28SB	
Duran, Raul, OF	'08	.182, 1, 4, 3R, 1SB	
Dyer, Fred, INF	'64-'66	.291, 21, 97, 106R	
Dyer, Grant, P	'14-'16	14-11, 3.62, 179K	

E			
Edwards, Kamau, OF	'95-'96	.091, 0, 1	
Edwards, Marshall, OF	'73-'74	.274, 2, 21	
Edwards, Mike, 2B	'73-'74	.331, 15, 54	
Ehret, Jake, P	'13-'14	2-0, 4.24, 16K	
Elkins, Bruce, 1B	'84	.300, 3, 9	
Ellis, John, P	'93-'94	0-0, 8.22	
Ellis, Paul, C	'88-'90	.324, 34, 116, 84R	
Ephraim, Mike, C/INF	'87	.286, 0, 2	

ALL-TIME LETTERWINNERS

Erickson, Keith, INF	'63	.250, 1, 5
Ervin, Gary, INF	'78-'79	.226, 2, 37
Espinoza, Pat, P	'75	5-3, 4.79
Espy, Dean, INF	'10-'11	.331, 12, 92, 70R, 15SB
Exton, Alan (Lani), P	'57-'58	6-5, 4.38, 53

F

Farrell, Chase, P	'18	0-0, 2.45, 4K
Fauland, Herb, P	'79-'80	10-5, 4.28, 11S
Fiacco, Charlie, INF/OF	'86-'89	.304, 37, 146
Figsten, Len, OF	'62	.226, 1, 9
Filby, Jack, P/INF	'19-'21	.208 BA / 4.91 ERA
Filla, Eric, OF	'12-'13, '16	.283, 4, 73, 84R, 20SB
Finkenbergl, John, INF	'74-'75	.250, 1, 8
Fishman, Ira, OF	'59	NA
Fitch, Tom, OF	'73-'74	.171, 0, 2
Fitterer, Scott, P	'94	4-1, 2S, 4.76
Floyd, Bob, INF	'63	.291, 3, 26
Followell, Vern, INF	'78-'79	.319, 6, 77
Forbes, Tucker	'15-'16	2-2, 2.77, 62K
Fowler, Tebbie, OF	'60-'62	.277, 12, 94
Fradella, Gary, 1B	'80	.298, 4, 31
Francisco, Ben, OF	'01-'02	.358, 12, 79
Fyhrie, Mike, P	'88-'89, '91	12-14, 3.79, 10S

G

Gadsby, Brian, RHP	'16-'18	8-5, 4.98, 55K, 7S
Gallagher, Pat, INF	'11-'14	.216, 1, 30, 32R, 1SB
Gallego, Mike, INF	'79-'81	.261, 11, 88
Gallego, Niko, INF	'08-'10	.274, 3, 64, 81R, 34SB
Ganulin, Rick, 1B/OF	'65-'66	.303, 15, 92
Garcia, Ryan, RHP	'17-'19	20-2, 2.11 ERA, 206 K
Garrison, Venoy, C-OF	'73-'75	.331, 9, 68
Gauntlett, Todd, 3B	'80	.267, 3, 34
Gausepohl, Dan, OF	'78-'79	.310, 12, 57
Gaylord, Ken, 1B	'75-'76	.274, 11, 55
Gelalich, Jeff, OF	'10-'12	.316, 15, 74, 108S, 33SB
Gerakos, Mike, INF	'71-'72	NA
Gershon, Joel, C	'63-'64	.141, 1, 12
Gifford, Jack, 1B	'60-'61	.203, 1, 17
Giovinazzo, Chris, OF	'08-'11	.255, 6, 51, 84R, 24SB
Giovinazzo, Matt, 1B	'11-'12	.240, 0, 7, 1R, 1SB
Glantz, John, 1B	'90	.178, 1, 8
Glaus, Troy, INF	'95-'97	.344, 62, 180, 211R
Godin, Curtis, OF	'17	.333, 0, 0, 3R, 5SB
Goeddel, Erik, P	'09-'10	3.10, 2-0, 65K, 1SV
Gomez, Luis, SS	'71-'73	.272, 2, 34
Good, Craig, P	'86	0-1, 24.52
Goodrich, Gail, 1B	'62	.177, 0, 14
Gore, Ken, P	'64-'65	15-5, 3.08, 201K
Gorski, Gary, INF/OF/P	'85	.284, 2, 18; 0-0, 3.00
Grace, Matt, P	'08-'10	3.91, 4-4, 75K, 1SV
Graham, Brian, INF/OF	'79-'82	.330, 7, 108
Graham, Danny, OF	'70	.286, 8, 28
Green, Jason, C	'96-'99	.323, 9, 83
Griffin, Preston, INF	'01-'04	.267, 15, 95
Griggs, Scott, P	'10-'12	4-2, 4.00, 95K, 15S
Grzecka, Casey, C	'01-'02	.306, 3, 41
Gudim, Tim, C	'81-'82	.248, 4, 31
Guerrero, Dan, INF	'72-'73	.273, 4, 31

H

Hadley, Nathan, P	'16, '18-'19	9-2, 3.75 ERA, 96 K
Haerther, Casey, INF	'07-'09	.305, 22, 109, 88R, 18SB
Hagy, Gary, SS	'91	.305, 9, 48
Hahn, Josh, OF/P	'20-'21	.239 BA / 6.75 ERA
Hale, Jeffrey, P	'91-'92	3-3, 1S, 5.91
Hamelin, Bob, 1B	'87	.362, 13, 47, 10SB
Hamill, Ryan, C	'00	.246, 1, 13
Hankins, Mike, INF	'87-'90	.278, 8, 108

Hanks, Parker, C	'05	.200, 0, 0
Hansen, Guy, P	'67-'69	22-9, 2.85, 246K
Harmon, Jerry, INF	'64	.320, 6, 29, 14SB
Harmon, Tom, P	'83	5-6, 7.15
Harris, Art, INF	'59	N/A
Harrison, Charles, P	'20-'21	0-0, 3.14, 12 K
Haselman, Billy, C/OF	'86-'87	.324, 20, 95
Haselman, Ty, C	'18	.400, 0, 2
Haver, Jordan, P	'07-'09, '11	0-0, 3.38, 8K
Hazard, Justin, INF/C	'13-'15	.301, 0, 19, 10R
Heineman, Rick, P	'93-'96	10-17, 5.74
Heineman, Tyler, C	'10-'12	.313, 1, 34, 52R, 3SB
Heinrichs, Jon, OF	'94-'97	.314, 32, 151
Helfrick, John, 1B	'70	.322, 0, 9
Hemming, Jim, DH	'00	.274, 6, 18
Henderson, Robbie, INF	'75-'77	.283, 12, 57
Henkel, Rob, P	'97-'98, '00	10-10, 2S, 5.58, 208K
Hennis, Randy, P	'85-'87	19-11, 5.56, 150K
Hill, Dave, C	'75	.293, 2, 18
Hinds, Robert, INF	'90-'92	.276, 2, 43, 95R
Hirabayashi, Jake, C/INF	'16-'19	.208, 3 HR, 33 RBI, 43 R
Hirsch, Jeff, P	'85	1-1, 4.52
Hisey, Steve, 1B/OF	'84-'87	.310, 39, 175
Hobbs, Bill, OF/1B	'73	.356, 4, 31
Hoey, Mike, P	'62-'63	7-7, 2.86, 83K
Hoffman, Ross, 1B	'67-'68	.301, 16, 66
Hofman, Rich, INF	'00	.167, 1, 1
Hokenson, Gary, 1B/OF	'62	.175, 0, 7
Holland, Wayne, INF/OF	'68-'69	.254, 0, 10
Holley, Bobby, INF/OF	'86-'88	.279, 15, 70
Holt, Dennis, OF/LHP	'10-'11	.600, 0, 3, 2R; 0-0, 0.00, 1K
Hooper, Justin, LHP	'16-'17, '19	2-2, 5.73 ERA, 61 K
Hoops, Al, P	'67-'69	19-5, 2.81, 192K
Howatt, Jeff, P	'93-'95	3-5, 4S, 5.29
Huberts, Jeff, P	'95	0-0, 40.50
Huff, David, P	'06	7-4, 2.98, 100K
Hume, Ed, INF	'69-'71	N/A
Hymes, Michael, OF	'97-'99	.276, 0, 16

J

Jacquez, Tom, P	'95-'97	11-6, 3.48, 118K
Jaffe, Eric, P	'12	0-0, 0.00, 3K
James, Joey, DH	'88	.300, 14, 47
Janicki, Pete, P	'90-'92	23-12, 2S, 4.38, 307K
Janssen, Casey, 1B/RHP	'01-'04	.225, 4, 20; 22-15, 4.34, 245K
Jaramillo, Mike, C	'94, '96-'97	.255, 1, 7
Jarvis, Scott, INF	'16	.267, 0, 4, 6R, 1SB
Jensen, Chris, OF	'02-'03, '05-06	.319, 16, 77, 90R, 3SB
Jerkens, Allen, P	'96	0-0, 9.82
Jerkens, Kevin, P	'00-'03	7-5, 7S, 6.53, 69K
Johns, Gavin, C	'17	.212, 0, 2, 3R
Johnson, Craig, OF	'77-'78	.323, 22, 62
Johnson, David, P	'02-'04	8-7, 6.24, 105 K
Johnson, Forrest, C/DH	'98-'00	.331, 29, 95
Jones, Johnny, SS	'64-'65	.258, 1, 33
Joslyn, John, 1B	'85-'86	.358, 24, 95
Junis, Skip, P	'70-'71	N/A

K

Kaprielian, James, P	'13-'15	17-10, 2.06, 275K, 2S
Karp, Josh, P	'99-'01	23-7, 4.21, 262K
Karros, Eric, 1B	'86-'88	.365, 26, 123
Karros, Jared, P	'20-'21	4-1, 3.51, 48 K
Karros, Kyle, INF	'21	.243, 3 HR, 25 RBI, 34 R, 1 SB
Kasarjian, Kris, OF/DH	'05	.222, 0, 4
Katzaroff, Robbie, INF/OF	'87-'90	.322, 3, 99
Kazmirski, Bobby, P	'94-'95	2-4, 5S, 4.33
Keating, Dave, OF	'88-'89	.259, 8, 35
Keck, Chris, INF	'12-'15	.258, 9, 72, 69R
Keefer, Cody, OF	'10-'12	.319, 3, 86, 102R, 15SB

Keller, Bill, INF/OF	'64-'65	.277, 2, 23
Keller, Dan, P	'96-'97, '99	12-10, 2SV, 5.16
Kendall, Kevin, INF/OF	'18-'19, '21	.309, 7 HR, 70 RBI, 118 R, 32 SB
Kern, Nick, INF/RHP	'14-'15, '17	.158 BA / 4.98 ERA
Kerr, Gene, P	'71	N/A
Kershaw, Scott, P	'85	3-2, 4.86
Kester, Rick, P	'66-'67	14-9, 2.51, 202K
Kinder, Chris, INF	'73-'74	.290, 1, 20
Kiner, Mike, OF	'73-'75	.291, 13, 45
Klausen, Steve, OF	'66-'68	.320, 12, 72
Klein, Dan, P	'08, '10	3.36, 8-3, 68K, 10SV
Klein, Matt, P	'96-'98	6-3, 7.13, 3SV
Kramer, Dan, P	'92-'94	8-3, 4.64
Kramer, Kevin, INF	'12-'13, '15	.297, 10, 89, 114R, 17SB
Kreidler, Ryan, INF	'17-'19	.261, 16 HR, 104 RBI, 106 R, 20 SB
Krikorian, Rick, INF	'81-'82	.248, 1, 21
Krill, Brett, OF	'08-'10	.280, 7, 40, 50R, 9SB
Kubinski, Tim, P	'91-'93	20-6, 4.22, 150K
Kuehnert, Anthony, C	'92-'94	.267, 0, 1
Kunes, Mike, P	'00-'03	18-10, 3S, 5.72, 194K

L

Lafferty, Brendan, LHP	'05, '07-'09	7-8, 5.50, 119K, 3SV
Landress, Dave, 1B	'70-'71	N/A
Lang, Roger, 3B	'79-'80	.296, 2, 23
Lansdon, Tommy, SS	'05	.269, 1, 8, 18R, 7SB
Larimer, Bob, C/OF	'81-'84	.278, 6, 47
Leary, Tim, P	'77-'79	21-15, 3.09, 258K
LeBlanc, Bill, C	'69-'70	.198, 1, 11
Leonard, Terry, OF	'63-'64	.250, 0, 3
Levi, Ty, OF	'63-'64	.225, 5, 20
Lewis, Christian, OF	'00-'03	.227, 3, 16
Lewis, Mike, P/1B	'88-'91	8-8, 7S, 4.41; .252, 1, 19
Lindsay, Tim, P	'87, '89-'91	18-12, 1SV, 4.59
Lizarraga, Bob, P	'74,'76	4-3, 4S, 4.77
LoCurto, John, OF	'62-'63	.155, 0, 5
Lodge, Brandon, P	'10-'11	0-0, 2.70, 8K
Lohman, Chris, 3B	'91-'94	.280, 12, 87
Lopez, Andy, INF	'74-'75	.267, 0, 13
Lopez, Vince, INF	'83-'85	.278, 4, 49
Lovullo, Torey, INF	'84-'87	.311, 51, 188
Lung, John, INF	'67	.304, 5, 44
Lynch, Ryan, P	'94-'96	5-9, 2S, 6.53
Lyon, Nick, OF/P	'98-'00, '02	.285, 16, 66; 1-0, 15.43, 2K

M

Mack, Shane, OF/INF	'82-'84	.361, 29, 142
Macri, Bill, INF	'63-'65	.267, 5, 56
Madrid, Sam, P	'97	1-0, 8.10
Magnante, Mike, P	'84, '86-'88	22-5, 1S, 4.30
Manning, Don, C/OF	'66	.322, 1, 29
Marder, Neal, OF	'81	.176, 0, 0
Markel, Aaron, C	'03-'05	.208, 0, 6
Marks, Sandy, P	'68-'69	4-2, 3.26
Marquez, Jeff, OF	'94	.000, 0, 0
Marsh, Scott, P	'85	2-3, 3.20
Matoian, Chad, 2B	'94-'97	.281, 3, 74
McCallum, Jim, C	'59	N/A
McCarthy, Ryan, INF	'02-'04	.276, 22, 107
McDonald, Jeff, P	'80-'82	11-10, 1S, 5.42
McGinnis, Chuck, OF	'64-'66	.281, 10, 46
McGuire, Aaron, C	'67-'68	.277, 6, 67
McGuire, Ryan, 1B/P	'91-'93	.339, 47, 182; 4-0, 2S, 1.74
McInerney, Will, C	'17-'20	.230, 1 HR, 18 RBI, 20 R
McLain, Matt, INF	'19-'21	.279, 16 HR, 85 RBI, 90 R, 16 SB
McMillan, Brett, 1B/3B	'03-'06	.276, 27, 129, 122R, 2SB
McQuam, George, C	'62-'63	.238, 2, 38
Medici, Jonathan, OF	'04-'05	.200, 0, 0
Meggs, Lindsay, INF	'81-'84	.265, 29, 118

ALL-TIME LETTERWINNERS

Melhuse, Adam, INF	'92-'93	.303, 20, 91
Merricks, Charles, OF/P	'98-'00	.267, 3, 49; 0-0, 15.88, 8K
Mesa, Bob, INF	'56-'57	.329, 0, 12
Metzger, Mike, OF	'05-'06	.204, 1, 15, 14R, 3SB
Meyer, Jake, P	'96-'97	4-5, 8S, 3.41
Miles, Tom, P	'69-'71	N/A
Miller, Bill, 1B/OF	'60	.244, 1, 15
Miller Jr., Darrell, C	'13-'15	.252, 3, 30, 20R
Miller, Mark, OF	'78-'79	.286, 4, 26
Mills, Bill, 2B	'55-'57	.292, 1, 38
Miltenberger, Daniel, RHP	'03-'06	5-4, 6.95, 35K
Miranda, Shane, C	'00-'01	.167, 0, 2
Miroglio, Dominic, C	'14	.091, 0, 1, 1R
Mitchell, Freddie, OF	'00	.235, 0, 1
Mitchell, Garrett, OF	'18-'20	.327, 6 HR, 81 RBI, 94 R, 28 SB
Mitchell, John, P	'93-'94	3-7, 7.19
Mitchell, Mike, 1B/DH	'92-'94	.333, 36, 135
Moberg, Jake, INF	'19-'21	.260, 1 HR, 16 RBI, 20 R, 1 SB
Molina, Jake, INF	'69-'70	.260, 5, 48
Molnar, Kyle, LHP	'16, '18	6-5, 3.27, 73K
Montanari, David, OF	'78-'81	.318, 7, 83
Moore, Michael, OF	'90-'92	.318, 19, 76
Moore, Ty, OF	'13-'15	.305, 8, 85, 82R, 9SB
Mora, Kyle, RHP	'17-'21	11-8, 2.54 ERA, 148 K, 5 SV
Moranda, Dave, P	'74	0-3, 7.48
Moreno, Sal, P	'93	1-0, 5.79
Morisako, Colin, P	'82	0-0, 1S, 3.97
Morris, Dave, OF	'74-'75	.227, 5, 22
Morrison, Matt, OF	'82-'84	.302, 3, 44
Moscaret, Steve, OF	'81	.231, 0, 8
Mosher, Matt, INF	'10-'11	.000, 0, 0
Mousalam, Fadio, 1B	'59-'61	N/A
Mowery, Kyle, C/OF	'03	.200, 0, 0
Mullen, Sean, P	'19-'21	10-1, 2.90 ERA, 105 K, 2 SV
Murphy, Tim, LHP/OF	'06-'08	10-10, 4.34, 207K, 3S; 251, 1, 17, 30R
Murray, Eddie, INF	'06-'09	.245, 2, 32, 52R, 8SB
Myrow, John, OF	'92-'93	.328, 7, 62
Myrow, Jordan, OF	'17	.286, 0, 0, 1R

N

Nastrini, Nick	'19-'21	5-3, 4.73 ERA, 95 K
Navarro, Marc, OF	'09-'11	.195, 1, 15, 15R, 5SB
Naworski, Andy, P	'84-'85	4-11, 5S, 4.74
Nero, John, OF	'84	.257, 3, 20
Newns, Neal, P	'84-'85	4-4, 1S, 5.40
Nista, Brett, INF/OF	'95-'98	.275, 16, 100
Nocciolo, Albert, C	'72	.189, 1, 6
Nolind, Scott, OF	'80	.278, 1, 6
Nolte, Eric, P	'84-'85	6-2, 6.86
Norman, Anthony, OF	'04-'06	.232, 1, 22, 19R, 11SB
Norman, Greg, INF	'80-'81	.338, 10, 57
Noteboom, Spencer, P	'63	5-3, 3.19
Novak, Jason, P	'06-'09	4.98, 6-3, 121K, 4S

O

Odeski, Matt, OF	'76-'78	.275, 4, 26
O'Leary, Scott, C	'60-'61	.238, 0, 30
Olsen, Jon, RHP	'16-'18	9-1, 3.34, 115K
Olson, Cassidy, 1B	'95-'98	.289, 12, 73
O'Neill, Tim, P	'76-'78	19-16, 1S, 3.46
Ortega, Mike, P	'76	2-2, 7.98, 1S
Ortiz, Zack, P	'12	2-0, 2.92, 6K
Osborn, Jeff, OF	'85-'88	.285, 23, 109
Oseguera, Paul, LHP	'05-'06	4-1, 3.05, 60K, 3S
O'Toole, Ryan, P	'94-'97	2-3, 4.93, 2S

P

Page, Jarrad, OF	'04-'05	.195, 4, 28
Page, Tim, P	'79-'80	4-7, 5.17
Panick, Frank, P	'73	6-5, 2.93, 64K

Parma, Tom, OF	'75-'76	.189, 0, 13
Parker, Rashad, 2B	'01-'02	.267, 4, 17
Parque, Jim, P	'95-'97	25-11, 3.55, 319K
Pearl, Matt, 2B/OF	'98-'01	.310, 11, 89
Peel, John, P	'77-'78	6-6, 5.28, 76K
Pederson, Tom, P	'62-'64	11-8, 2.45, 129
Penniall, Dave, OF	'75-'76	.293, 8, 50
Penniall, Will, OF	'04-'07	.276, 5, 43, 55R, 20SB
Perez, Mikey, INF	'19-'21	.243, 11 HR, 45 RBI, 68 R, 5 SB
Perri, Tony, 1B	'82-'83	.250, 5, 41
Perry, Darius, C	'20-'21	.143, 1 R
Persico, Luke, INF	'14-'16	.287, 6, 88, 100R, 21SB
Peterson, Curt, P	'75-'76	4-6, 5S, 3.03
Peterson, Kort, OF	'14-'16	.259, 3, 54, 65R, 30SB
Petretta, Bob, C	'69-'71	N/A
Petrilla, Charley, INF	'66-'67	.313, 9, 59
Pettway, Zach, P	'18-'21	16-11, 3.77 ERA, 241 K
Phillips, John, P	'94-'95, '97-'98	8-23 7.55
Pieper, Billy, 1B	'97	.091, 0, 1
Pierandozzi-Howes, Keenan	'14-'16	.000, 0, 0
Pifer, Griff, P	'74-'75	4-7, 2S, 5.81
Pifferini, Bob, C	'70	.308, 8, 30
Pinto, Aldo, INF/P	'97-'00	.272, 4, 38; 0-1, 3.00, 6K
Plutko, Adam, P	'11-'13	29-10, 2.25, 272K
Poehler, Chuck, OF	'62	.118, 0, 4
Pollard, Blair, 1B	'61	.163, 1, 9
Poole, Madison, P	'12	0-0, 0.00, 2K
Pope, Rick, P	'69-'70	12-5, 2.71, 154K
Poteet, Cody, P	'13-'15	14-12, 3.92, 173K
Powell, Holden, P	'18-'20	6-4, 2.26, 107 K, 26 SV
Preheim, Arnie, OF	'63	.255, 1, 9
Prendiz, Jordan, OF	'18-'20	.053, 1 RBI, 12 R, 1 SB
Price, Steve, OF	'69-'70	.308, 10, 46
Pries, Jake, OF	'16-'19	.265, 15 HR, 66 RBI, 71 R
Pries, Jeff, P/DH	'82-'84	16-15, 4S, 4.83; .285, 2, 7
Pritchett, Chris, INF	'89-'91	.341, 31, 129
Pritchett, Verne, P	'59-'60	N/A
Punaro, Ralph, INF	'70-'71	N/A

Q

Quist, Dustin, OF	'07-'09	.212, 0, 4, 5R, 1SB
-------------------	---------	---------------------

R

Radan, Chase, RHP	'14-'15	0-0, 0.00
Radican, Pete, C	'65-'66	.258, 6, 21
Rahmatulla, Tyler, INF	'09-'11	.290, 7, 59, 77R, 20SB
Rajcic, Max, P	'21	2-1, 1.65 ERA, 36 K, 7 SV
Ralston, Jack, P	'18-'19	12-5, 3.66 ERA, 128 K
Ramsey, Jim, P	'84-'86	3-2, 1S, 7.41
Rasmussen, Gary, INF	'77	.254, 3, 23
Rasmussen, Rob, LHP	'08-'10	3.98, 15-7, 187K, 1SV
Rasmussen, Ryan, 2B	'00-'02	.280, 1, 24
Ratcovic, Bill, OF	'67-'68	.284, 1, 13
Ravitz, Dave, INF	'90-'93	.270, 7, 61
Ray, Sam, C	'05-'07	.182, 0, 1
Reece, Eric, 1B	'98-'01	.277, 15, 85
Reeder, Zac, P	'88-'91	2-3, 3S, 6.39
Regis, Cody, INF	'10-'13	.268, 16, 137, 111R, 15SB
Reichle, Arthur, P	'35-'37	N/A
Reid, Daniel, LHP	'02, '04-'05	0-0, 11.25, 22K
Reightley, Ryan, P	'98	0-1, 14.90
Reinbach, Mike, OF	'69	.263, 1, 13
Reyes, Daylen, INF	'21	.200, 1 RBI, 3 R
Ridenour, Dana, P	'84-'86	7-11, 4.93, 9S
Righetti, Tony, P	'97-'98	3-1, 2.72
Riskas, Mike, OF	'59	N/A
Roberts, David, OF	'91-'94	.325, 8, 82
Robinson, Jackie, INF	'40	N/A
Robson, Gary, P	'70-'72	N/A

Rodriguez, Ernie, OF	'57-'59	.276, 0, 10, 30R, 17SB
Rodriguez, Jim, C	'68-'69	.191, 0, 17
Rodriguez, Louis, P	'77	0-0, 7.50
Rodriguez, Steve, C	'09-'11	.215, 10, 64, 58R, 3SB
Roe, Bobby, P	'98-'01	18-14, 12S, 5.18, 197K
Rogers, Brandon, C	'97	.333, 0, 1
Roenicke, Josh, OF	'03-'06	.262, 1, 45, 37R; 2-3, 2.93, 14K, 4S
Roenicke, Ron, OF	'77	.284, 9, 40
Roma, Gary, INF	'73-'74	.229, 2, 16
Roques, Ryan, OF	'97-'98	.125, 1, 3
Rosenkrans, Joel, OF	'61	.116, 1, 10
Rosica, Daniel, C	'16-'18	.237, 1, 39, 44R, 4SB
Ross, Brad, P	'74-'76	10-12, 4S, 5.28
Ross, Steve, 1B	'74	.158, 0, 4
Rouse, John, P	'72-'73	5-8, 1S, 3.55
Rouse, Nolan, SS	'05-'07	.138, 0, 7, 10R
Rubi, Felix	'19-'20	2-0, 1.05 ERA, 14 K
Rucker, Dave, P	'76-'77	6-3, 3S, 3.61
Runk, Steve, INF	'68-'69	.320, 13, 65
Runyon, Gerry, 1B	'59	N/A
Rustich, Brant, P	'04-'05, '07	9-11, 6.10, 114K, 10SV

S

Saarloos, Larry, P	'73	0-3, 3S, 6.95
St. George, Nick, P	'94-'97	9-12, 1S, 5.23
Sakowski, Steve, OF	'77, '79-'80	.196, 0, 6
Sanchez, Alex, P/OF	'85-'87	27-17, 5.00, 1S; .319, 2, 16
Sandford, Mike, P	'69-'71	4-2, 3.15, 44K (1971 not included)
Sanserino, Gary, SS	'67-'69	.319, 12, 98
Santora, Jack, INF	'95-'99	.281, 10, 75
Sapp, Tom, P	'61	7-6, 2.03, 89K
Saum, Jake, P	'20-'21	2-2, 3.13, 25 K, 1 SV
Schafer, Brett, OF	'93-'95	.276, 4, 39
Schanz, Scott, P	'88-'90	10-9, 4.94, 177K, 4S
Scheidler, Nick, LHP	'17-'18	3-5, 4.59, 57K
Schellenberg, Bob, C	'66	.231, 3, 14
Schmidt, Dave, P	'77-'79	24-7, 4.00, 171K
Schmidt, Paul, LHP	'06-'07	0-2, 6.75, 15K
Schroeder, Brian, LHP	'04-'06	8-10, 4.89, 95K, 3S
Schuh, Max, LHP	'13-'14	0-1, 1.44, 36K
Schulhofer, Adam, P	'89, '91-'92	11-11, 8S, 4.04
Schuit, Rob, 3B	'96-'97	.209, 1, 5
Schultz, C	'83-'84	.233, 1, 20
Schwartz, Brian, C/INF	'87-'90	.257, 4, 15
Schwartz, JT, 1B	'20-'21	.377, 8 HR, 53 RBI, 55 R, 3 SB
Schwartz, Randy, 1B	'63-'64	.369, 18, 85
Schwengel, Kris, P	'90-'93	2-3, 1S, 8.12
Schwengel, Kurt, P	'90-'92	0-1, 3.72
Schwenke, Matt, C	'91-'93	.226, 8, 68
Schwertfeger, R.C., C	'72-'73	.242, 1, 17
Scott, Bill, OF/DH	'98-'00	.389, 53, 173, 224H, 155R
Scott, Jeff, P	'83	0-0, 7.88
Scott, Tyler, OF	'13	.111, 0, 2, 1R
Scruggs, Tony, OF	'86-'87	.332, 8, 46
Seal, Mike, OF	'95	.268, 1, 23
Seal, Scott, OF	'94-'95	.151, 1, 8
Sealy, Don, INF	'68-'69	.262, 2, 21
Sentinger, Rick, P	'74-'75	5-7, 5.05
Sharp, Matt, C/1B/OF	'02-'05	.225, 1, 4
Shedd, Steve, OF	'67-'68	.329, 3, 25
Shelley, Randall, 3B	'99-'01	.258, 11, 53
Sheredy, Kevin, P	'96	4-2, 4.59, 8S
Shibata, Keith, P	'86-'87	7-4, 5.11, 3S
Silva, Doug, P	'01-'03	8-9, 8S, 4.49, 83K
Silva, Jarron, OF	'17-'21	.251, 2 HR, 30 RBI, 28 R, 5 SB
Silver, Barry, P	'80	1-1, 1SV, 3.74
Silver, Larry, OF	'76-'77	.262, 10, 47
Simon, Adam, RHP	'03-'05	4-11, 6.03, 104K
Singleton, Ezell, INF	'61-'63	.242, 0, 61

ALL-TIME LETTERWINNERS

Slaught, Don, C	'77-'79-'80	.342, 11, 80
Slotnick, George, P	'72	5-3, 4.91
Smith, Chris, OF	'80-'81	.253, 0, 20
Smith, Ray, '3B	'59	N/A
Smith, Richard, C	'85	.235, 1, 6
Smith, Sean, INF	'04-'06	.283, 6, 42, 45R, 1SB
Smith, Steve, P	'70-'72	4-4, 1.69
Sollecito, Gabe, P	'92-'93	5-8, 21S, 4.08
Soroko, Mark, P	'74-'75	9-5, 5S, 3.96
Stacy, Dave, P	'74	1-2, 8.71
Stapenhorst, Fred, C	'67	.250, 1, 9
Stephens, Brett, OF	'14-'17	.260, 4, 65, 115R, 22SB
Stephenson, Brian, P	'94	5-5, 4.97, 79K
Stewart, Tim, 1B	'06-'07	.255, 9, 42, 36R
Stoll, Dave, P	'91-'92	2-1, 6.95
Stoltz, Nick, OF	'70-'71	N/A
Stowell, Steve, OF/P	'84-'87	.287, 12, 81
Strelitz, Brian, P	'99	1-3, 11.15, 9K
Stronach, Jack, OF/1B	'17-'19	.286, 4 HR, 79 RBI, 62 R
Strumpf, Chase, INF	'17-'19	.297, 28 HR, 127 RBI, 135 R
Stuka, Martin, P	'81-'82	N/A
Sullivan, Daniel, INF	'84	.300, 5, 42
Susa, Bill, P	'70-'72	N/A
Susdorf, Billy, OF/P	'02-'04.319, 15, 75; 0-3, 5.40, 64K, 3S	
Sutherland, John, P	'87-'89	11-12, 5.45, 4S
Svetlic, Mike, 2B	'04	.258, 0, 23
Swanson, Eric	'70-'72	N/A
Swedlow, Mark, OF	'72-'74	.267, 23, 81
Swenson, Bob, OF	'60	.191, 0, 1
Swindell, Carl, C	'66	.167, 1, 7
Szymanski, Tom, OF	'89	.268, 0, 7

T		
Tallman, Dave, P	'65-'67	11-5, 3.92, 103K
Tamburro, Derek, C	'91,'93-'94	.230, 7, 31
Taylor, Jr., Eric, 3B	'05-'06	.264, 4, 26, 24R, 9SB
Teijeiro, RJ, INF	'18-'20	.275, 0 HR, 6 RBI, 8 R, 2 SB
Thayer, Matt, OF	'02-'04	.298, 10, 82
Theodorou, Nick, 2B/OF	'95-'98	.339, 9, 93
Thielemann, Al, P	'97-'98	1-1, 11.17
Thomas, Bill, P	'73	4-3, 1.66, 1S
Thomas, Jim, C	'77-'80	.269, 12, 60
Toglia, Michael, 1B/OF	'17-'19	.307, 36 HR, 156 RBI, 134 R
Tokheim, David, 1B/OF	'88-'91	.310, 15, 99
Townsend, Michael, P	'18-'21	6-1, 3.14 ERA, 82 K
Townsend, Raymond, INF	'76-'78	.319, 0, 29
Trammell, Ken, OF	'79-'81	.297, 1, 19
Trask, Matt, P	'15	0-0, 5.40
Tromba, Ray, P	'77	0-1, 8.65
Trott, Warren, INF/C	'00-'03	.314, 3, 21

Tysdal, Rod, P	'67-'69	7-5, 3.22, 97K
U		
Urabe, Brett, INF	'13-'16	.249, 1, 33, 42R, 12SB
Uribe, Justin, OF/LHP	'07-'10	.303, 8, 76, 80R, 6SB
Utley, Chase, INF	'98-'00	.342, 53, 174, 256H, 182R

V		
Valaika, Nick, INF	'15, '17	.210, 3, 9, 14R, 1SB
Valaika, Pat, INF	'11-'13	.254, 7, 107, 90R, 15SB
Valent, Eric, OF	'96-'98	.323, 69, 219
Valent, Royce, C	'96-'97	.120, 0, 3
Vallone, Gar, INF	'92-'95	.284, 11, 113
Vander Tuig, Nick, P	'11-'13	27-12, 3.17, 201K, 9S
Van Patten, Frank, OF	'63	.261, 0, 7
Van Zandt, Jon, P	'93	7-7, 5.70, 1S
Varner, Phil, INF	'77	.145, 0, 3
Vaughn, Derek, OF	'89	.231, 0, 1
Vaughns, JonJon	'21	.239, 5 HR, 14 RBI, 1 SB
Vdovkin, Michael, P	'90	1-2, 4S, 4.71
Vine, Steve, OF	'63	.179, 0, 8
Violette, John, 1B	'77-'78	.216, 4, 28
Virant, Hunter, LHP	'13, '15-'16	0-3, 4.81, 30K, 1SV
Viselli, Brian, 1B	'75-'77	.308, 9, 58

W		
Wahl, Steve, INF	'72	.255, 1, 15
Walker, Matt, RHP	'17-'18	1-0, 7.71, 12K
Ward, Colin, P	'81-'82	10-11, 5.66, 151K
Waters, Jerry, 3B	'75-'76	.289, 3, 34
Watson, Grant, P	'12-'15	30-19, 3.37, 238K
Webb, Kevin, INF	'89,'91	.290, 7, 32
Weber-Shapiro, Alex, 1B	'09	.228, 1, 3, 9R
Weikel, Dick, OF	'59-'60	N/A
Weimer, Aaron, C	'11-'14	.213, 0, 5, 4R, 1SB
Weiner, Dave, P	'59-'61	N/A
Weinstein, Jerry, C	'65	.190, 0, 0
Weiss, Zack, P	'11-'13	10-7, 3.29, 124K
Weisser, Mickey, OF	'07-'08	.250, 2, 27, 22R
Wenrick, Bill, P	'84-'87	10-10, 4.41, 16S
West, Reggie, OF	'80	.269, 0, 21
Westland, Bob, P	'81-'83	10-2, 4.72, 8S
Whisler, Wes, 1B/P	'02-'04	.304, 34, 129; 11-14, 4.99, 172K
White, Garrett, LHP	'03-'06	0-0, 9.37, 21K
Wiede, Mark, P	'81	1-0, 6.35
Will, Dave, P	'78-'80	1-1, 5.98, 42K
Williams, Adrian, INF	'09-'11	.231, 0, 2, 10R, 2SB
Williams, Kevin, INF	'11-'14	.258, 5, 62, 62R, 11SB
Willis, Dick, SS	'59-'60	N/A
Wills, Shawn, OF	'90-'92	.277, 5, 26
Wilson, Kyle, P	'02-'04	2-2, 5.12, 58K

Wiswell, Bob, P	'66-'67	13-8, 3.11, 134K
Wolfe, Joel, INF/OF	'89-'91	.348, 18, 119
Woodruff, Barry, P	'72	2-4, 4.02
Wright, Butch, OF	'61	.306, 2, 24

Y		
Yaeger, Chuck, P	'81-'84	15-15, 5.01, 7S
Yates, Carson	'21	.136, 2 RBI, 3 R
Ydens, Jeremy, OF	'17-'19	.315, 11 HR, 59 RBI, 81 R., 22 SB
York, Jim, P	'68-'69	9-6, 2.01, 102K
Young, Matt, P	'79-'80	10-7, 3.99, 1S
Young, Mike, OF	'82-'83	.298, 5, 54
Yusem, Al, P	'59	N/A

Z		
Zail, Greg, P	70-73	15-5, 3.34, 177K
Zak, Ray, INF	61-63	.257, 2, 39
Zamora, Peter, P/1B	'95-'97	15-6, 4.66, 7S; .310, 28, 152
Zancanaro, Dave, P/OF	'88-'90	23-13, 3.72, 3S; .267, 5, 35
Zeile, Shane, C/INF	'12-'14	.289, 4, 58, 59R, 8SB
Zeile, Todd, C	'84-'86	.331, 26, 94
Zeno, Larry, P	'63-'64	10-4, 1.87, 106K

UCLA Baseball Hall of Fame 81 MEMBERS

Bob Adams
Lee Alarid
Earl Altshuler
Rich Amaral
Bob Andrews
Ray Arrington
Jim Auten
Dave Baker
Steve Bailey*
Ted Bashore
Bill Bonham
Bill Brasher
Dr. Bobby Brown
Joe E. Brown*
Judge Lynn "Buc" Compton
Chris Chambliss
Floyd Chiffer

Jim Colletto
Jeff Conine
Curt Counts
Mickey Croft
Dennis Delaney
James Devere*
Pat Dodson
Tim Doerr
Vern Followell
Tebbie Fowler
Mike Frankovich
Mike Gallego
Rick Ganulin
Mike Gerakos
Jack Gifford
Sid Gilmore
Brian Graham

Dan Guerrero
Guy Hansen
Wayne Harding
Bill Haselman
Joe Hicks
Alan Hoops
Eric Karros
Rick Kester
Steve Klausen
Tim Leary
Andy Lopez
Sam Lovullo
Torey Lovullo
Shane Mack
Mike Magnante
Ryan McGuire
Glenn Mickens

Jack "Moose" Myers
Tim O'Neill
Hoyt Pardee
David Penniall
Ken Proctor
Rick Pope
Art Reichle
Mike Riskas
Jackie Robinson
Gary Robson
Ernie Rodriguez
Ron Roenicke
Gene "Skip" Rowland
Steve Runk
Gary Sanserino
Dave Schmidt
Randy Schwartz

Frank Schwengel
Don Sealy
Don Slaught
George Stanich
Phil Steinberg
Ed Stewart
Jack Theriault*
Kenny Washington
David Weiner
Jim York
Matt Young
John Zaby
Todd Zeile

**honorary members*

GENE BLOCK

CHANCELLOR • 15th Year
Alma Mater: Stanford '70



Dr. Gene Block became chancellor of UCLA in August 2007. As chief executive officer, he oversees the university's three-part mission of education, research and service. He has defined academic excellence, civic engagement, diversity and financial security as top priorities for his administration. A champion of public universities, his dedication to access and affordability has enhanced UCLA's position as a national leader in enrolling undergraduates who are Pell Grant recipients, come from underrepresented groups and go on to become first-generation college graduates.

Under Chancellor Block's leadership, UCLA has been named the number one public university in the United States, has grown its profile internationally and receives \$1 billion annually in research grants. In one of the largest capital campaigns ever undertaken by a public university, UCLA surpassed its \$4.2 billion Centennial fundraising goal more than a year ahead of schedule, raising \$5.49 billion total.

An expert in neuroscience, Chancellor Block's current research focuses on the effects of aging in the nervous system and how it impacts biological timing in mammals, including humans. He holds faculty appointments in psychiatry and biobehavioral sciences in the David Geffen School of Medicine at UCLA and in integrative biology and physiology in the UCLA College of Letters and Science.

Chancellor Block holds a bachelor's degree in psychology from Stanford University and a master's and Ph.D. in psychology from the University of Oregon. Before becoming chancellor of UCLA, Block served as vice president and provost of the University of Virginia, where he was also the Alumni Council Thomas Jefferson Professor of Biology. During his 29 years there, he served as vice president for research and public service and as founding director of the National Science Foundation Science and Technology Center in Biological Timing.

Chancellor Block has served on the executive boards of several leading organizations, including the Association of American Universities, National Collegiate Athletic Association, Association of Public and Land-grant Universities and the Association of Pacific Rim Universities. He is the recipient of numerous professional awards and is a member of the American Academy of Arts and Sciences and a fellow of the American Association for the Advancement of Science.

Chancellor Block is a native of Monticello, N.Y. He and his wife, Carol, have two adult children.

MARTIN JARMOND

ATHLETIC DIRECTOR • 2nd Year
Alma Mater: UNC-Wilmington '01



Martin Jarmond, a nationally recognized leader in college athletics, has built an impressive track record of competitive excellence, innovative strategy and student athlete success. A two time recipient of Sports Business Journal's Forty Under 40 Award with more than 18 years in sports administration spanning three conferences, Jarmond is guiding UCLA to new heights through his culture of being ELITE – Energy, Leadership, Integrity, Toughness and Excellence. Martin's results driven strategies combined with a relentless work ethic to elevate UCLA Athletics creates an exceptional experience for student-athletes and fans alike.

Jarmond was hired on May 19, 2020, as UCLA's Alice and Nahum Lainer Family Director of Athletics, becoming the ninth athletic director in school history. Jarmond made an immediate impact on the Bruins, jumpstarting the Voting Matters Initiative, the first of its kind in the country which assisted student-athletes in discovering the tools needed to exact meaningful change through civic duty. Jarmond engineered a partnership between UCLA and Nike/Jordan, becoming only the fifth Jordan brand school in the nation and the first partnership with Nike in UCLA history. The six-year agreement between UCLA and Nike provides for 22 of the 25 UCLA varsity sports with Nike apparel, while football, men's basketball and women's basketball don Jordan. Jarmond exhibits a strong commitment to mental health awareness and his emphasis on diversity and inclusion was recognized in a 2021 SBJ award for being a national leader in diversity and inclusive hiring. In addition, Jarmond has UCLA primed to be one of the leaders in the burgeoning area of Name, Image and Likeness (NIL) which will assist student-athletes in growing brand awareness and determining their earning potential. He was also recently named as the Pac-12 Conference representative to the NCAA Division I Men's Basketball Committee for 2021-22.

Comprehensive work by Jarmond and his staff throughout the pandemic, ensured all Bruin teams could compete safely during their 2020-21 seasons. UCLA teams captured four conference titles and the men's water polo team brought national title No. 119 home to Westwood. The men's basketball team embarked on a remarkable journey which led to an appearance in the 2021 NCAA Final Four and the program's first national semifinal appearance since 2008. UCLA finished 13th nationally in the 2020-21 Learfield IMG College Director's Cup. These athletic achievements were balanced by record numbers of student-athletes earning spots on the conference all-academic squads, with 49 individuals earning a perfect 4.0 GPA for the Winter Quarter, and 131 student-athletes earning their UCLA degrees. For the first time ever, the Bruins produced multiple winners of the NCAA Elite 90 Award. Four student-athletes were recognized by CoSIDA as Academic All-Americans.

Jarmond came to UCLA from Boston College, where he served as the school's Director of Athletics for three years. During his time there, he orchestrated the Eagles' first-ever strategic plan, a comprehensive five-year goal to advance the program by fostering student-athlete formation, strengthening competitive excellence, increasing external engagement and enhancing facilities. The strategic plan was supported by BC's first-ever athletics-only capital campaign, at the time, the largest campaign of any Atlantic Coast Conference institution at \$150 million. Jarmond hired high-impact coaches in football, women's basketball, softball, volleyball, swimming & diving, men's soccer, women's soccer and fencing. Jarmond served on the NCAA Division I Men's Basketball Oversight Committee and on the John McLendon Minority Scholarship Foundation Board of Directors.

Prior to joining Boston College in 2017 and becoming the youngest athletic director of any Power Five institution at age 37, Jarmond previously served as deputy director of athletics at Ohio State, moving up the ranks after arriving as an associate athletic director for development in 2009. During his time at Ohio State, he was the lead administrator for a variety of sports, including football and men's basketball, and directed external and internal relations and day-to-day operations. He also had responsibility for football scheduling, served on the NCAA Division I Women's Golf Committee, and was a member of the inaugural College Football Playoff National Championship Advisory Group and the Rose Bowl Advisory Committee. As Ohio State Athletics' chief advancement officer, Jarmond helped raise more than \$120 million between 2010-2012.

Jarmond was also an assistant athletic director for development for seven years at Michigan State, where he served on the athletic director's executive leadership team. He was a key member of the \$1.2 billion "Campaign for MSU" development team and a liaison between Michigan State's university development and alumni association leadership. Jarmond led the efforts to implement Scholarship Seating in football and Courtside seating in men's basketball.

A native of Fayetteville, North Carolina, Jarmond, 41, earned a bachelor's degree in communication studies from the University of North Carolina at Wilmington. A two-year captain of the men's basketball team, he led his team to the program's first-ever NCAA tournament appearance in 2000 and earned Colonial Athletic Association All-Academic honors in 2001. He holds both a M.B.A. and a master's in sports administration from Ohio University. Jarmond is married to Dr. Jessica Jarmond, a dentist. They have three daughters: Scarlett, Savannah and Serena.