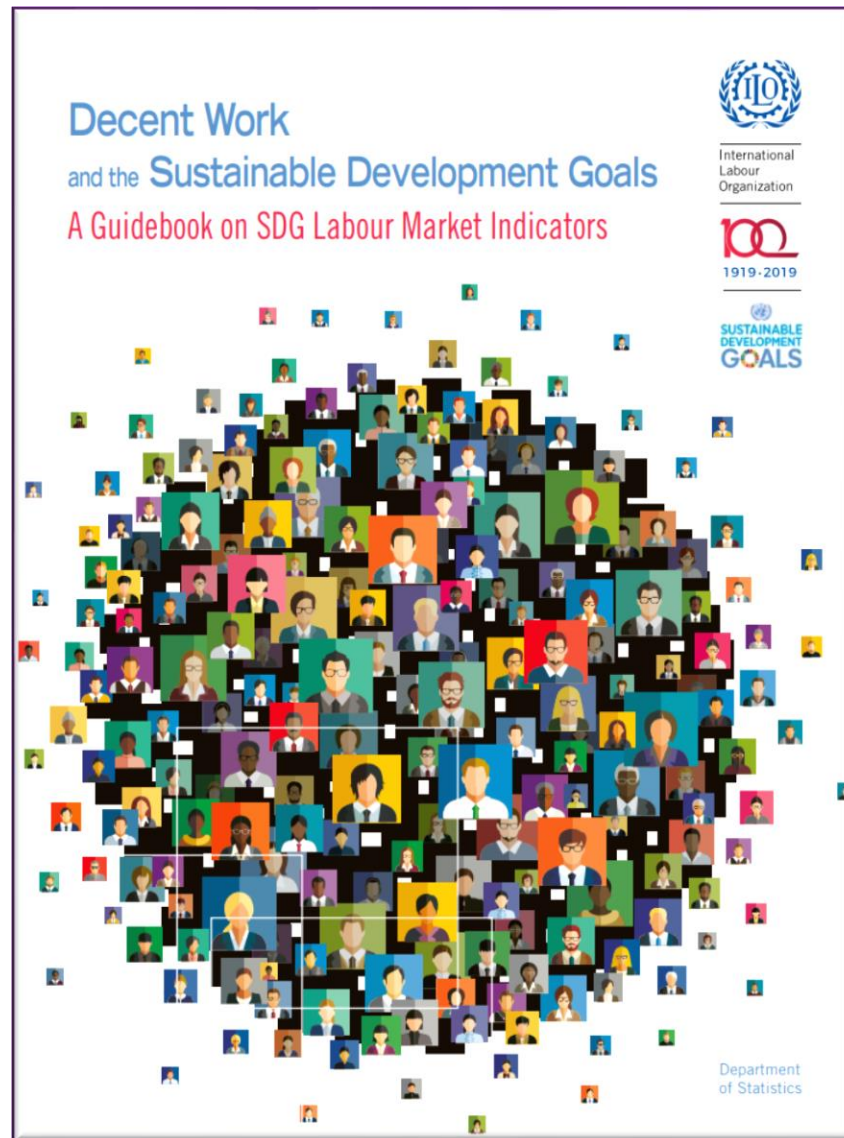


# Monitoring Decent Work in the SDGs

**Steven Kapsos**

Data Production and Analysis Unit  
ILO Department of Statistics



Available at [ilostat.ilo.org/resources/methods/#guides](https://ilostat.ilo.org/resources/methods/#guides)

# Measuring Decent Work in the SDG Global Indicator Framework

Decent work is a prominent item in the SDGs

**SDG 8** – Promote sustained, inclusive and sustainable economic growth, full and productive employment and decent work for all

But also, **Goal 1** (End poverty), **Goal 4** (Ensure quality education), **Goal 5** (Achieve gender equality), **Goal 10** (Reduce inequality), **Goal 14** (Conserve marine resources), **Goal 16** (Promote justice and Institutions)

→ **Cross-cutting topic**

→ **30 indicators related to DW. ILO custodian for 14.**

# What do the SDG decent work indicators allow us to monitor?

SDG labour market indicators provide a wide overview of the labour market situation:

- Labour underutilization (8.5.2)
- Quality of employment: remuneration (8.5.1, 1.1.1), occupational safety and health (8.8.1), productivity (8.2.1) and informality (8.3.1)
- Legal frameworks (8.8.2), social protection (1.3.1), policy priorities (8.b.1)
- Youth situation in the labour market (8.6.1)
- Gender gaps (5.5.2), (8.5.1)
- Work that should be abolished (8.7.1)

# Some considerations



The SDG labour market indicators cover many areas of decent work: labour underutilization, quality of employment, legal frameworks, work that should be abolished, gender segregation, youth.

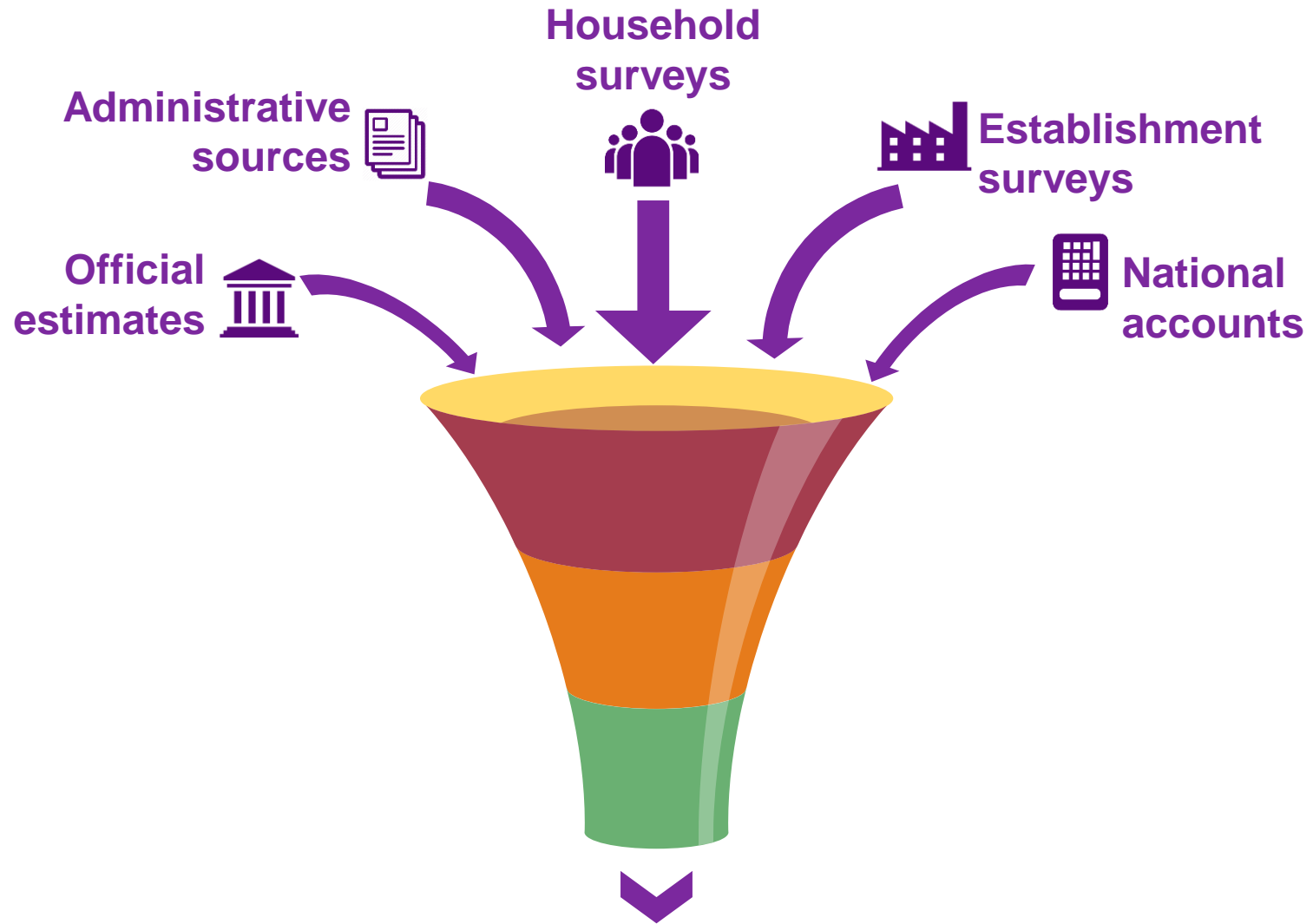


... but they are insufficient, and should be complemented with other indicators



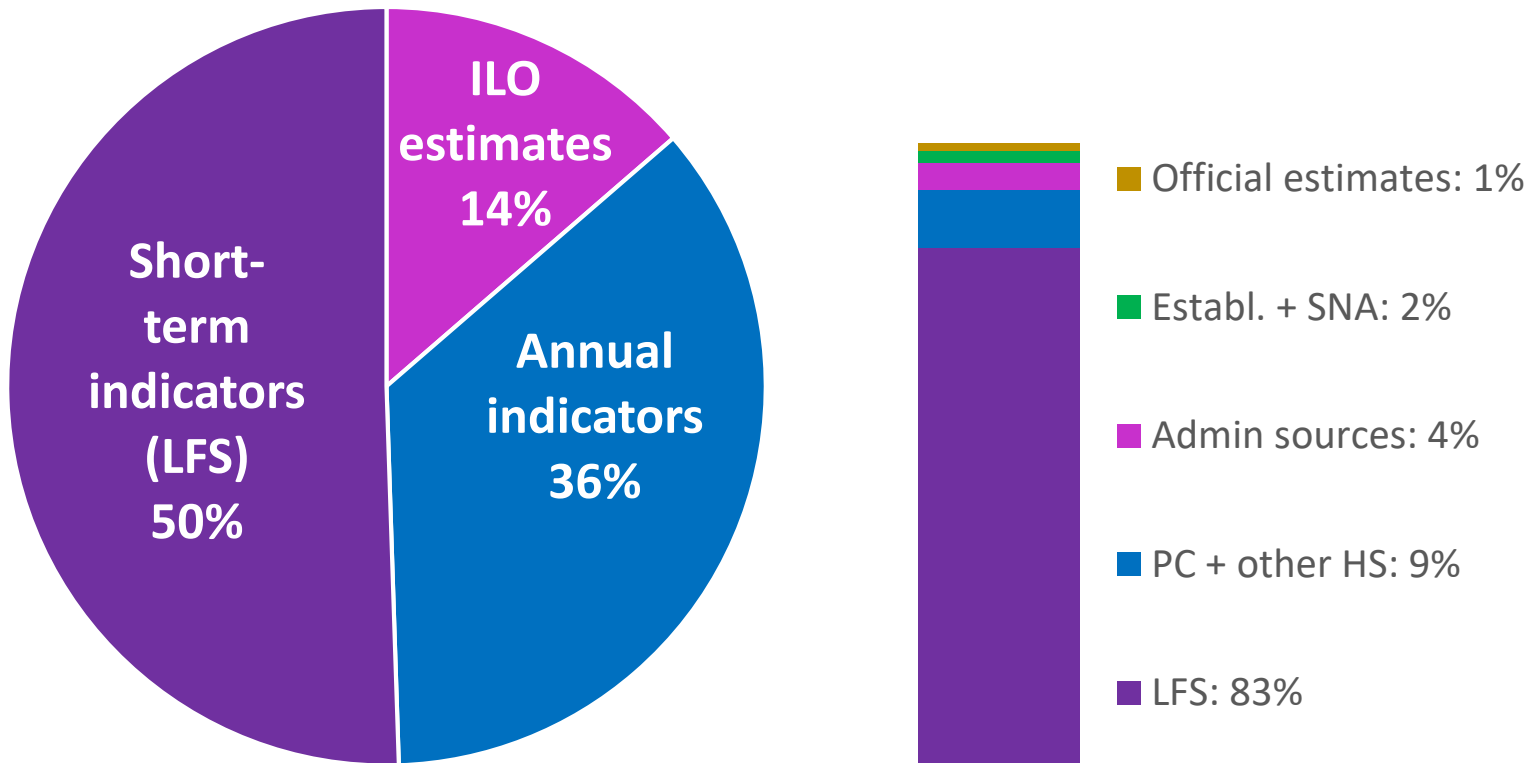
Importance of local context and relevance of indicators at the national level: need to adapt based on country circumstances

# Main sources of labour statistics



# Main sources of labour statistics

- Distribution of 62 million records by ILOSTAT dataset and source type



# Indicators by source type

Type of source	[Sheet name] Topic
<b>Household surveys (including labour force surveys) and population censuses</b>	[POP] Working-age population
	[EAP] Labour force
	[EMP] Employment (SDG, HDI, WDI)
	[IFL] Informal employment (SDG)
	[TRU] Time-related underemployment
	[EES] Employees
	[PSE] Public sector employment
	[UNE] Unemployment
	[EIP] Discouraged jobseekers and NEET
	[HOW] Working time
	[EAR] Earnings
	[ILR] Industrial and labour relations
	[INJ] Occupational injuries (SDG)
[POV] Working poor	

<b>Establishment surveys and national accounts</b>	[EES] Employees
	[PSE] Public sector employment
	[HOW] Working time
	[EAR] Earnings
	[LAC] Labour cost
	[INJ] Occupational injuries (SDG)
	[STR] Strikes and lockouts
	[LAP] Labour income share

<b>Administrative records</b>	[PSE] Public sector employment
	[EAR] Earnings
	[ILR] Industrial and labour relations
	[INJ] Occupational injuries (SDG)
	[STR] Strikes and lockouts

<b>Official estimates and other sources</b>	All of the above
---	------------------



# Selected SDG labour indicators under goal 8

- 8.2.1 Labour productivity growth
- 8.3.1 Informal employment share
- 8.5.1 Average earnings by sex
- 8.5.2 Unemployment rate
- 8.6.1 Share of youth NEET
- 8.7.1 Child labour
- 8.8.1 Occupational injuries (incidence)

# Data availability for SDG 8 labour indicators in your countries

	Austria	Bangladesh	Bolivia	Bulgaria	Jordan	Kyrgyzstan	Liberia	Malawi	Moldova, Rep. of	Mozambique	Nepal	Trinidad and Tobago	Uganda	Zambia	Zimbabwe
8.2.1 - Annual growth rate of output per worker (GDP constant 2010 US \$)	2018	2018	2018	2018	2018	2018	2018	2018	2018	2018	2018	2018	2018	2018	2018
8.3.1 - Proportion of informal employment in non-agricultural employment		2017	2018				2014		2018	2015	2017		2017	2017	2011
8.5.1 - Average hourly earnings of employees by sex	2014		2014	2014											
8.5.2 - Unemployment rate	2018	2017	2018	2018	2016	2018	2016	2017	2018	2015	2017	2009	2017	2017	2011
8.5.2 - Unemployment rate by disability status	2012			2016			2014		2018				2017		
8.6.1 - Proportion of youth (aged 15-24 years) not in education, employment or training	2018	2017	2017	2018		2018	2016	2017	2015		2017	2013	2017	2017	2014
8.7.1 - Proportion of children engaged in economic activity		2013	2015		2016	2014	2010	2013			2014		2012		
8.8.1 - Occupational injuries per 100'000 workers	2016			2016	2006	2015			2017			2006			2012

# References

- ILOSTAT database (<https://ilostat.ilo.org/>)
- ILO Guidebook on SDG labour market indicators  
([https://www.ilo.org/wcmsp5/groups/public/--dgreports/--stat/documents/publication/wcms\\_647109.pdf](https://www.ilo.org/wcmsp5/groups/public/--dgreports/--stat/documents/publication/wcms_647109.pdf))
- Sustainable Development Goals and Targets  
(<http://www.un.org/sustainabledevelopment/sustainable-development-goals/>)
- SDG Indicators Global Database  
(<http://unstats.un.org/sdgs/indicators/database/>)
- SDG Indicators – Metadata Repository  
(<http://unstats.un.org/sdgs/metadata/>)
- Tier Classification for Global SDG indicators  
(<https://unstats.un.org/sdgs/iaeg-sdgs/tier-classification>)
- Work plans for Tier III Indicators  
(<https://unstats.un.org/sdgs/tierIII-indicators/>)
- Manual on Decent Work Indicators  
([http://www.ilo.org/stat/Publications/WCMS\\_223121/lang--en/index.htm](http://www.ilo.org/stat/Publications/WCMS_223121/lang--en/index.htm))

# References

- Resolution concerning statistics of work, employment and labour underutilization

([http://www.ilo.org/global/statistics-and-databases/standards-and-guidelines/resolutions-adopted-by-international-conferences-of-labour-statisticians/WCMS\\_230304/lang--en/index.htm](http://www.ilo.org/global/statistics-and-databases/standards-and-guidelines/resolutions-adopted-by-international-conferences-of-labour-statisticians/WCMS_230304/lang--en/index.htm))

- Labour Force Survey (LFS) Pilot Study Programme

(<http://www.ilo.org/stat/Areasofwork/Standards/lfs/lang--en/index.htm>)

- Resolution concerning statistics of child labour

([http://www.ilo.org/global/statistics-and-databases/standards-and-guidelines/resolutions-adopted-by-international-conferences-of-labour-statisticians/WCMS\\_112458/lang--en/index.htm](http://www.ilo.org/global/statistics-and-databases/standards-and-guidelines/resolutions-adopted-by-international-conferences-of-labour-statisticians/WCMS_112458/lang--en/index.htm))

- Resolution concerning statistics of occupational injuries (resulting from occupational accidents)

([http://www.ilo.org/global/statistics-and-databases/standards-and-guidelines/resolutions-adopted-by-international-conferences-of-labour-statisticians/WCMS\\_087528/lang--en/index.htm](http://www.ilo.org/global/statistics-and-databases/standards-and-guidelines/resolutions-adopted-by-international-conferences-of-labour-statisticians/WCMS_087528/lang--en/index.htm))

- Methodology for SDG indicator 8.8.2 adopted by the 20th ICLS

([https://www.ilo.org/stat/Publications/WCMS\\_636033/lang--en/index.htm](https://www.ilo.org/stat/Publications/WCMS_636033/lang--en/index.htm))

- Methodology for SDG indicator 8.b.1 adopted by the 20th ICLS

([https://www.ilo.org/stat/Publications/WCMS\\_636035/lang--en/index.htm](https://www.ilo.org/stat/Publications/WCMS_636035/lang--en/index.htm))

# References

- o ILO manual Measuring informality: A statistical manual on the informal sector and informal employment

([http://www.ilo.org/wcmsp5/groups/public/---dgreports/---dcomm/---publ/documents/publication/wcms\\_222979.pdf](http://www.ilo.org/wcmsp5/groups/public/---dgreports/---dcomm/---publ/documents/publication/wcms_222979.pdf))

- o Global Estimates of Child Labour: Results and trends, 2012-2016

([http://www.ilo.org/global/publications/books/WCMS\\_575499/lang--en/index.htm](http://www.ilo.org/global/publications/books/WCMS_575499/lang--en/index.htm))

- o World Social Protection Report 2014-15

(<http://www.ilo.ch/global/research/global-reports/world-social-security-report/2014/lang--en/index.htm>)