

Thursday
Dé Déardaoin

GOOD MORNING EVERYONE,



Today, I would like you to start by watching this video as a reflection. It only takes a few minutes(3mins 25secs). If your mom or dad are free, they might like to sit and watch this too. Big love, small moments. Enjoy...

<https://www.watchkin.com/e647a793c0>

Maths

Answers for Wednesday

Topic: Multiplication 2 Page 87

- | | | |
|---|--|---|
| <p>Wednesday</p> <ol style="list-style-type: none"> 1. 749 2. 565 3. 50 4. €1.59 5. 5,45 6. cone | <ol style="list-style-type: none"> 7. 9:30 8. 21 9. greater 10. 6 11. 33, 42, 51 12. false 13. 20 14. 25c 15. 77 16. 8 | <p>A.</p> <ol style="list-style-type: none"> 1. 16, 24, 32, 40 2. 8, 16, 24, 32, 40, 48, 56, 64, 72, 80 3. Every second square from 2 <p>B.</p> <ol style="list-style-type: none"> 1. (a) $8 + 8 + 8 + 8 + 8 + 8 = 48$
(b) $6 \times 8 = 48$ 2. (a) $8 + 8 + 8 + 8 + 8 + 8 + 8 + 8 + 8 + 8 = 72$
(b) $9 \times 8 = 72$ 3. (a) $8 + 8 + 8 = 24$
(b) $3 \times 8 = 24$ <p>C.</p> <ol style="list-style-type: none"> 1. - 2. 80 |
|---|--|---|

MYM: pg41 Wk18 Tuesday - Watch this video, especially for tips with the tricky sums.

<http://somup.com/crn1bUDV55>

TT - pg23 Day4 - Say your tables aloud.

Count in 7's aloud. Get someone to ask you your tables mixed.

Now try this **tables memory game** online -

<https://www.timestables.com/multiplication-memory.html>

Planet Maths - Problem solving using 4 and 8 times tables. Video here to help you

<http://somup.com/crn1FhDVmT>

These activities were explained in the video. Now have a go at working them out: pg 88 Activity A(1,2,3) and C(1,2)

Litriú - Féach, Abair, Clúdaigh, Scríobh, Ceartú (Look, Say, Cover, Write Check) your 3 words from the list for today. Ar lth 62 Déan cuid - G & lth63 H.

Foclóir - Watch this video to help with pronunciations for the Third section (bottom right-hand corner of your sheet)

Vocab VIDEO - <https://screencast-o-matic.com/watch/crn10fR87P>

Éist agus Tarraing - Listen and Draw - (You could trace the pictures of the girl and boy from page 96 into your copy) [CLIC ANSEO Click here for the listening activity](#)

Scríbhneoireacht: Scríobh na héadaí atá ort inniu agus tarraing pictiúir. Write about the clothes you are wearing today and draw a picture. You may use the vocab sheet to help and the poster on page 90. Use the sentences below to help you. Write some extra sentences if you can.

Éadaí

Is mise _____.

Inniú an Déardaoin. Seo iad na héadaí atá orm inniú.

Tá _____ orm. (list the clothes you are wearing today)

Is maith liom _____ ach is fear liom _____. (I like _____ but I prefer _____)

Check your verbs from yesterday

Rith mé

Rith tú

Rith sé

Rith sí

Ritheamar

Rith sibh

Rith said

Ar rith tú...?

Rith mé/Níor rith mé...

Dhún mé

Dhún tú

Dhún sé

Dhún sí

Dhúnamar

Dhún sibh

Dhún said

Ar dhún tú...?

Dhún mé/Níor dhún mé...

Reading - Starlight - Read any page from pg116-118 - Ice Hockey

Meanings - Starlight - read over meanings from this week

Writing Skills - Starlight - pg 121 - Activity F - complete all parts

Spellings - Read all your words. Turn cut-outs upside down. Write down as many as you can remember.

Writing Genre - Narrative Writing

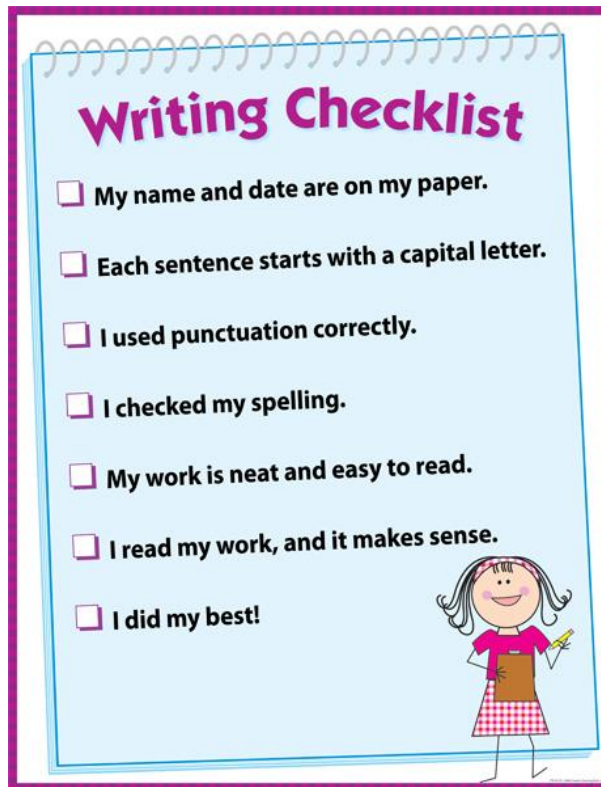
Watch this video to help you understand more about **writing the problem** part of the story.

<https://www.watchkin.com/bdcff0d402>

Remember, to think of the five senses when you are writing the build-up and problem of the story. They are **hearing, touch, taste, smell and sight**. The more descriptive you make the sentences then the more interesting your story will be.

It's not about writing lots. It's about the quality.

DON'T FORGET...



Recreational Reading - your own book or use your getEpic account for a wide variety of books -

Go to www.getepic.com/students, Enter class code - kng1047, Select their name

HIIT for Children- <https://watchkin.com/4d03249272>

Gaelic Football skills - <https://www.rebelogcoaching.com/gaelic-football-kicking-skills/>

Jumping game using numbers – easily done indoors - <https://watchkin.com/10d50ce136>

Another set of jumping games – easily set up indoors - <https://watchkin.com/fdbe487439>

OR

PE with Joe (available online. Live at 9am Mon/Wed/Fri. Recorded and available any time)

OR - Go for a walk, horse-riding, cycling, soccer skills, hurling skills, dancing...

Geography

Chinese New Year

China is located

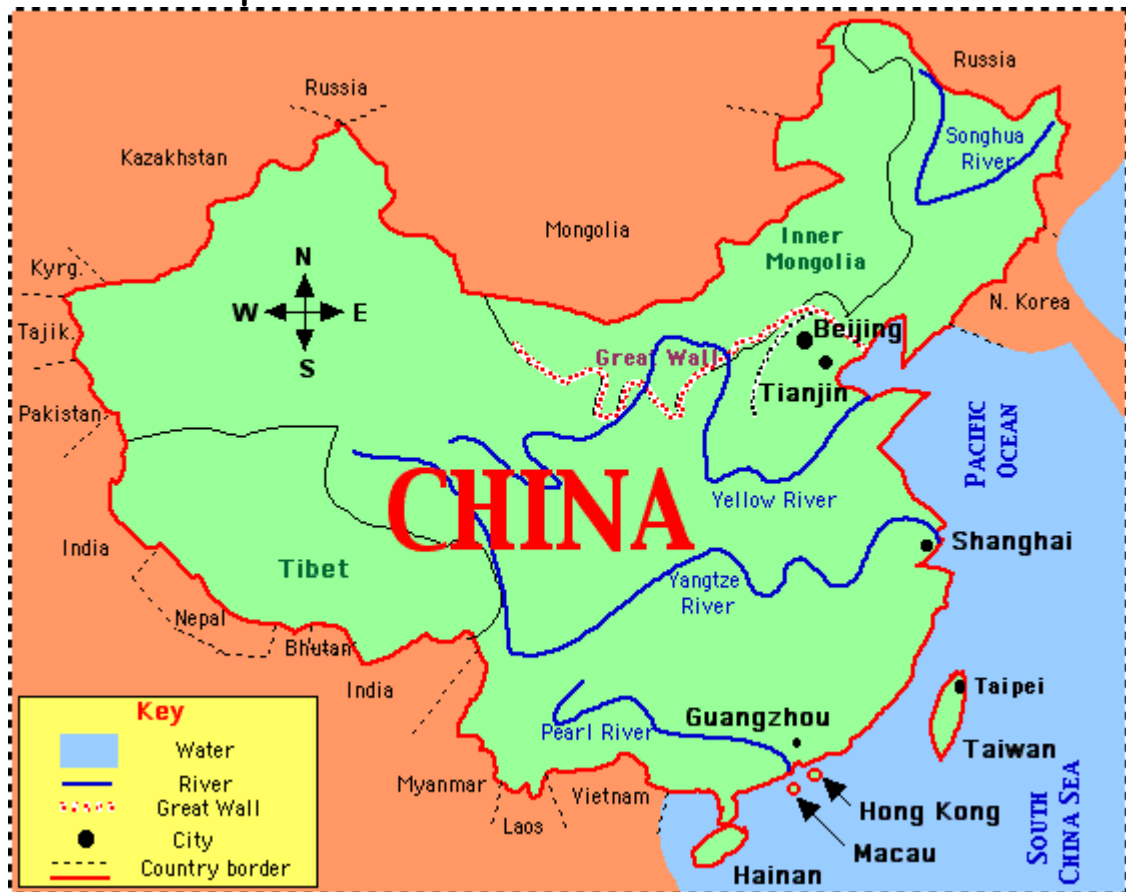
8,144 km

Distance from Ireland to China




Here is a map of China

S.E.S.E.



The Chinese Flag:



The capital of China is Beijing
Ireland is about 137 times smaller than **China**.

The Chinese New Year is an annual festival. It takes place Friday 12th February. This new year will be the year of the Ox. Watch this presentation to find out a few facts about the Chinese New Year.

<https://screencast-o-matic.com/watch/crnjrxSePO>

Now have a read of the following sheet and see if you can answers the questions that follow **ORALLY**

The Year of the Ox

What Is the Chinese Horoscope?

Each new lunar year in Chinese **culture** is shown by an animal. There are 12 animals altogether. This tradition is thousands of years old and is believed to have first begun with a story.

It is said that Buddha asked all of the animals on Earth to come and see him. However, only 12 animals answered his call. Buddha gave each one of these animals their own year in the Chinese **zodiac cycle** as a way of saying thank you.

Did You Know...?

Some versions of the story have the Jade Emperor as the main character and others have Buddha. However, all of the stories are very similar and talk about the same animals.

When Does the Year of the Ox Start?

The Year of the Ox begins on 12th February 2021. It is the 4719th year of the Chinese calendar. Once the Year of the Ox is over, the next will not begin again until 31st January 2033.

You were born in the Year of the Ox if you were born in:

1961 1973 1985 1997 2009



What Is Special about the Year of the Ox?

People born in the Year of the Ox are believed to have many special qualities. If someone was born in the Year of the Ox then many people believe that they are:

- hard-working. They work tirelessly;
- reliable. They can be trusted;
- determined. They don't give up easily;
- thorough. They will do things properly;
- loyal. They always show support.

Did You Know...?

People born in the Year of the Ox are said to get on well with those who were born in the Year of the Rat, the Year of the Snake and the Year of the Rooster.

The Year of the Ox

What Jobs Could They Be Good At?

Many people believe that people born in the Year of the Ox might make good:

- lawyers;
- carpenters;
- bankers;
- army officers.

Glossary

culture: The ideas and traditions of a group of people.

zodiac cycle: A repeating cycle of 12 years with each year being represented by an animal or sign.

Questions

1. How many animals answered Buddha's call? Tick one.

- 10
- 11
- 12
- 13

2. When does the Year of the Ox begin in 2021?

- 12th February
- 31st January
- 31st February
- 12th January

3. Draw **three** lines and match each word with its meaning.

reliable

thorough

determined

They don't give up easily

They can be trusted.

They will do things properly

4. Which of the following years is not a Year of the Ox? Tick one.

- 2009
- 1961
- 1975
- 1985

5. List **two** jobs that someone born in the Year of the Ox might be good at.

- _____
- _____

6. Fill in the missing number.

The Year of the Ox is the _____th year of the Chinese calendar.

7. Explain why you think that the Chinese zodiac is called a 'cycle'?

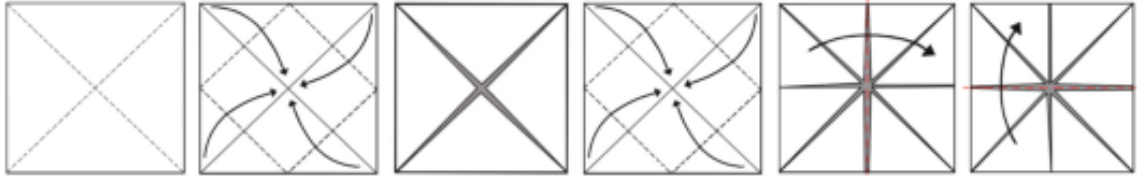
Take your SESE copy and write 5 things you learned about the Chinese New Year. Draw a picture to go with your work afterwards.

If you have time and are looking for something to do, here are some art activities to go with the Chinese New Year in SESE.


Tomorrow we will be looking at art for Valentine's Day 😊

Chinese New Year Fortune Folding Dragon

..... Fold Down
- - - - - Fold Up



Turn over before step four.



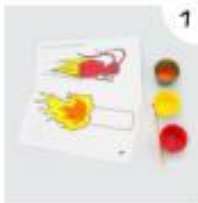
ARTS

Handprint Dragon

Supplies

- Dragon head and tail templates
- Felt tip pens or coloured pencils
- Scissors
- Paper
- Paint
- Paintbrush

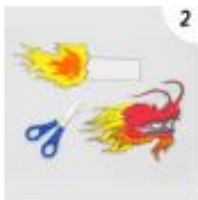
- Shallow trays or plates
- PVA glue



1 First, use either felt tip pens, coloured pencils or paint to colour the dragon head and tail templates.



5 Once your handprints are dry, carefully cut around them.



2 Next, carefully cut out the dragon head and tail.



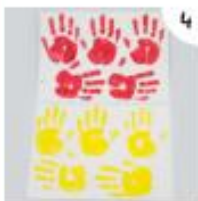
6 Next, choose a handprint and use the glue to stick it onto the back of your dragon's head, with the fingers pointing towards the tail end.



3 Now you can start making the dragon's body using handprints! To do this, carefully press your hand into some paint, you may want to use the paintbrush to spread the paint all over your palm. Then gently press your hand onto a piece of paper.



7 Continue sticking the handprints together to make a long line of them for your dragon's body!



4 Repeat step 3 about 10 times to make a long dragon. You may want to use a few different colours!




8 When you have used all of your handprints, stick the dragon's tail onto the end. Allow to dry and then your dragon is finished!

Paper Handprint Dragon Head Template



Paper Handprint Dragon Tail Template



Grow in Love - Glance Card for February available [HERE](#).

Today is the feast of Our Lady of Lourdes and it is World Day of the sick. Let us say a special prayer for everyone who may be unwell in whatever way today. We ask God to be with them in a special way and to take care of them

Parents' access to Grow in Love resources via the following information

USERNAME: trial@growinlove.ie

Password: growinlove



Religion

SPHE