

# Registering for a Bridge iD

## Introduction

Bridge iD allows you to link your existing product solution login to your Dealertrack login to create a single sign-on gateway to all your Cox Automotive solutions. If you do not have a Dealertrack login, you will merge your existing login ID to a new Bridge iD. As new Cox Solutions become available, you will be able to register, link, and access each of your Cox Solutions using Bridge iD. Once you log in with your Bridge iD, you can easily switch between your Cox Solutions in just 2 clicks from the Solution Switcher.

This document demonstrates how to register for a Bridge iD. After logging into your Cox Solution, you will see the ability to register for a Bridge iD.

- After logging into your Cox Solution, you will see the ability to register for a Bridge iD.
- Please refer to how the option to register will appear within each of our participating Cox solutions.

### Dealer.com

Sign up for a Bridge iD will appear on the right hand side of your Welcome screen within Dealer.com



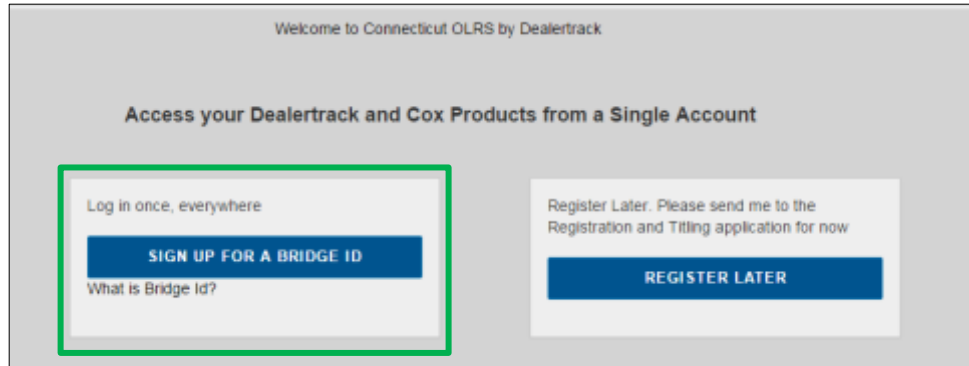
### Homenet IOL

Sign up for a Bridge iD will appear on the right hand side of your Welcome screen within Homenet IOL.



**Registration and Titling - Connecticut**

Sign up for a Bridge iD will appear as soon as you log in to Registration and Titling - Connecticut.



- When you click Register, you will be asked to verify your current account details.
- After confirming your account details, Bridge will search to see if you have an existing Dealertrack login when you click the Continue button.

Bridge iD

## Bridge Account

### Verify your Account Details

Fields marked with an \* are required.

First Name \*

Last Name \*

Title \*

Email Address \*

✔ This is unique Email address

Phone:

Fax:

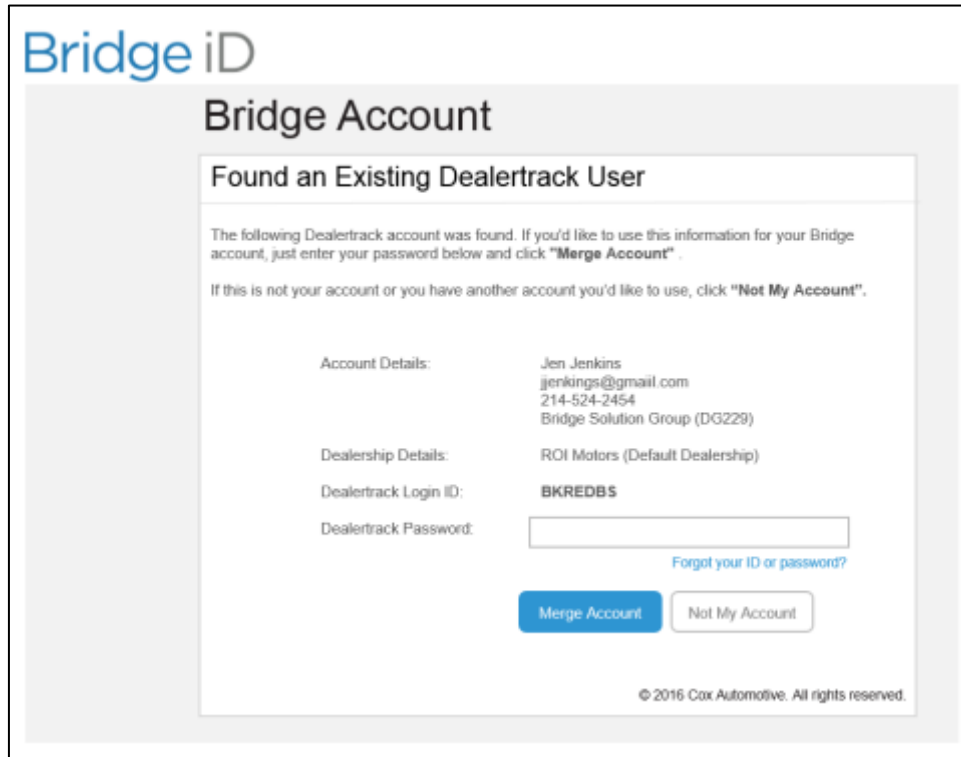
Dealership Group: Bridge Solutions Group (DG229)

Dealership Access: ROI Motors (Default Dealership)

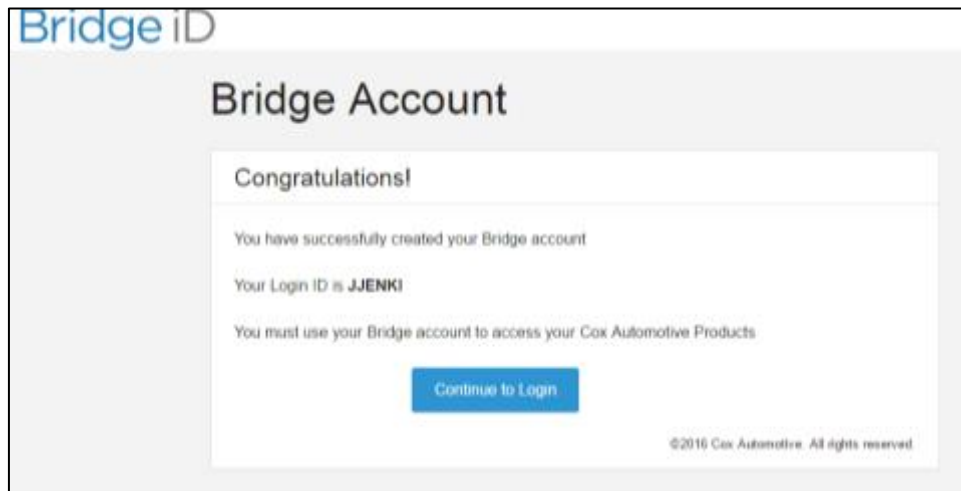
[Continue](#)

©20162016 Cox Automotive. All rights reserved.

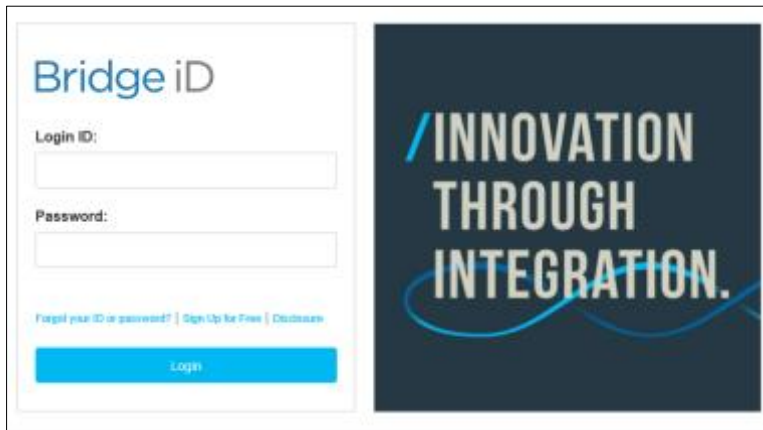
- If an existing Dealertrack iD was found, you will be asked to enter your password to merge the account.
- If the account found is not yours or you do not have an existing Bridge iD, through this process you will be able to:
  - Enter in your existing Dealertrack user id and password to merge your account.
  - Create a new Bridge id if you currently do not have one.



- You will receive a confirmation message that you successfully created your Bridge iD and will now login using that iD.



- You will be brought to a Bridge iD login page that allows you to enter your Bridge iD credentials.



- After logging in with your Bridge iD, you will be asked to reset your password and create additional information to help you when you forget your password.
- Clicking the 'Continue' button will save your information and navigate you back to your Cox Solution.

Bridge iD **Change Password & Account Recovery** \* Required Fields

---

**NEW PASSWORD**

Please enter the following to change your password. [Password Rules](#)

**New Password \***  **Retype New Password \***

\* You are required to change your password every 90 days.

---

**ACCOUNT RECOVERY**

Help us verify your identity when you contact us for account / password assistance or when you wish to use the self-service password reset functionality.

**Security Question \***  **Answer \***

---

**ACCOUNT RECOVERY**

Help us verify your identity when you contact us for account / password assistance or when you wish to use the self-service password reset functionality.

**Security Question \***  **Answer \***

What city was your father born in? Gens Falls

---

**Verification Code Delivery \*** (A unique email or a valid mobile phone would be used to deliver a verification code)

**Email Address \***   [How Dealertrack can use recovery email](#)

**Mobile Phone \***     I do not have a mobile phone that receives text messages. [How a phone can protect your account](#)

---

**PIN \***  (A four digit PIN that may be used if the mobile phone / email verification code delivery is not available)

---

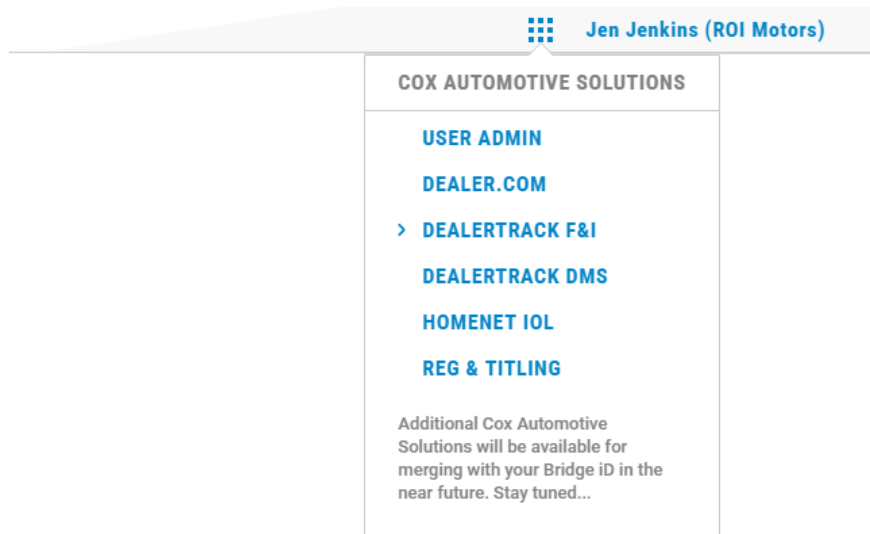
**TERMS AND CONDITIONS OF USE**

Click to read Dealertrack's [Terms and Conditions of Use](#).  
Your acceptance of the Terms and Conditions of Use is a condition of your use of the Dealertrack™ platform.

I agree to the Terms and Conditions of Use.

If you are having problems with this page, please contact our customer service department at 1-877-357-8725.

- You will now see a new bar at the top of your application. This is called the Bridge iD Bar.
- On the Bridge iD Bar is a square icon. This is called the Solution Switcher. The Solution Switcher will allow you to quickly switch between product solutions. Please note, you will only see the solutions you have registered for through self-registration.
- If you are a DIO / Administrator, you will see a USER ADMIN option to manage your Bridge iD users.



- By clicking on your name within the Bridge id Bar, you will see the ability to Change Password and Log Out.
- When you click Log Out, it will log you out of all your solutions you are logged into with your Bridge iD.

