



# USD 320 - Wamego Public Schools Board of Education

510 E. Highway 24  
Wamego, KS 66547  
[www.usd320.com](http://www.usd320.com)

Phone: (785) 456-7643  
Fax: (785) 456-8125

**Michele Johnson**  
*District 1*

**Richie Chrest**  
*District 2*

**Mark Bettencourt**  
*District 3*

**Amy Schwein**  
*District 4*

**Joe Steele**  
*District 5*

**Rob Adams**  
*District 6, Vice-President*

**Richard Weixelman**  
*At-Large, President*

**Denise O'Dea**  
*Superintendent*

**Kathryn Mayfield**  
*Clerk of the Board*

## USD 320 BOARD OF EDUCATION - MEETING AGENDA

November 10, 2014 - 7:00 p.m.  
Wamego Middle School Library  
1701 Kaw Valley Road, Wamego, KS

### 1. ROLL CALL / PLEDGE OF ALLEGIANCE

### 2. APPROVAL OF AGENDA

### 3. ITEMS FOR THE GOOD OF USD 320

- A. [See attached.](#)
- B. Recognize Ashlyn Hellus and Ashly Faiola - State Tennis.
- C. Recognize Boys State Cross Country Team and Allison Seufert, Girls State Cross Country participant and the cross country coaches – Rick Patton and Jol Klein.

### 4. CONSENT AGENDA

- A. Approval of [minutes](#) of October 13 and October 27, 2014 Board of Education meetings;
- B. Approval of payment of [October 2014 bills](#);
- C. Approval of October 2014 [Treasurer's](#) and [Fund Reports](#);
- D. Approval of building [activity fund reports](#) for October 2014;
- E. Approve [journal entries](#) and [cash receipts](#) for October, 2014;
- F. Accept the resignation of Dustin Roy, Windy Meurisse, Kelly Hornaday, Rachel Hougland, Roxanne Hawkins – Para-educators;
- G. Approve the hiring of Sandra Rogers – Scorekeeper/Gate Receipts at MS; Annette Pierce – part-time lunch server at MS; Katrina Goscha – 9<sup>th</sup> Grade Girls Basketball Coach; Mark Boggs, WMS day custodian; Jessica Herzog, Colleen Walker, Britta Seljestad, Daphine Schrag, Amber Christian – Para-educators

### 5. DISCUSSION OF ITEMS PULLED FROM CONSENT AGENDA

*Discussion and/or Action Item*

### 6. ENROLLMENT STUDY FROM KASB – Ted Carter, Research Specialist with KASB, will be in attendance to discuss the 5 year enrollment projection study the BOE commissioned. [fb bWcgi fYL](#)

*Information/Discussion*

7. **FCCLA PRESENTATION BY CODY FILBERT AND MRS. BISWELL** – Our WHS FCCLA group has an opportunity to partner with General Mills in an exciting adventure. Mrs. Biswell and Cody Filbert will be in attendance to present on this opportunity. [fbWcgi fYz](#)

*Information/Discussion*

8. **BID PRESENTATION FOR BUS BAY FACILITY AT TRANSPORTATION HEADQUARTERS** – Two different bids were opened at the bid opening on October 28. Larry will be presenting the specifics of each bid. [fbWcgi fYz](#)

*Discussion and/or Action Item*

9. **ANNUAL ASSESSMENT REPORT – DR. MARY KAYE SIEBERT**

Dr. Siebert will be providing the annual report on the different student testing measures our district performs and the results of those testing measures. [AQ; &\[ •~ !^D](#)

*Information*

10. **BRIEF REPORT FROM DR. KENT STEWART** – Dr. Stewart has some final thoughts he has asked to present to the BOE.

*Information*

11. **DISCUSSION/APPROVAL OF LETTER TO ARCHBISHOP CONCERNING OLD CATHOLIC CHURCH**

*Discussion and/or Action Item*

12. **EXECUTIVE SESSION**

A. Property

13. **ADJOURN MEETING**

## Central Elementary Items for the Good November 2014

### Hoe Down

The students performed their annual “Central Hoe Down” on Wednesday, October 15th. The first grade did their performance in the gym in the morning and the 2nd graders did their Hoe Down at the City Park in the afternoon. When calling a square dance the students dancing must be good listeners, cooperate, have good dancing manners, follow patterns, sequence and know right from left. The last dance of the day was a “Round Dance” with all of the adults that attended the Hoe Down. Thanks to all of those that participated and had a good time. Thanks again to all of the teachers and families that attended our annual Hoe Down and a special thank you to Mrs. Kabriel and Mrs. Clark for organizing it.



### Preschool

The preschoolers took their annual field trip to Little Munchkins Pumpkin Patch in Alma. Both classrooms took a week or two before the field trip to learn about the lifecycle of a pumpkin. While at the pumpkin patch this year, the children walked around the vines and identified all the parts to the lifecycle of a pumpkin. The children were excited to see the vines, the blooms, and green and orange pumpkins. The preschoolers were able to ride on the “train”, pet many farm animals, take a ride on the zip line, go on a spooky walk, and a new favorite this year... launch hedge-balls from a giant slingshot.




The preschoolers at Central Elementary also visited Valley Vista Good Samaritan Nursing Home to trick-or-treat. The residents enjoy giving candy and seeing all of the costumes the children wear for Halloween.



### Kindergarten


Kindergarten has been quite busy this October. We went head first into a fall unit over scarecrows, pumpkins, monsters, spiders, and bats. The students were able to get hands on experiences carving a class pumpkin, learning about the pumpkin life cycle, and put their scientist skills to work when observing, hypothesizing, and gathering information on pumpkins. We also learned facts about spiders and bats and learned that there are lots of different kinds of bats and spiders. We participated in the bully prevention spirit week and red ribbon spirit week, but got back to work during the Halloween week finishing up last minute monster writings, spider math activities, and art projects to fill the hallway with all of our hard work!





## First Grade

We have been busy in first grade learning about sound and where sound comes from. The students got to complete various science experiments; including making telephones, making their own instruments, as well as listening to tuning forks in water. The students were excited to learn that sound comes from vibrations! We had a blast making our own phones and instruments this week!



## Second Grade

The second graders have had fun learning about the states of matter as part of our new curriculum. We started out reading the book, *What is the World Made Of?* by Kathleen Weidner Zoehfeld. We began to explore our world by going on a scavenger hunt to find different states of matter. We did many fun experiments to show how matter changes in various situations and introduced reversible and irreversible change of matter. To make this point we made pancakes, melted crayons, froze water, and ended our unit with Root Beer floats to talk about the solids and how they turn into liquids. It was a fun unit with so many fun things to do that we ran out of time before we could do them all!



### **Central Specials**

October was an exciting month of activities at Central! The students started the month by celebrating Bullying Awareness Week by having themed dress-up days for each day of the week. During this week students learned Central's four rules about bullying: 1) We will not bully others, 2) We will help others who are being bullied, 3) We will tell two adults when someone is being bullied, and 4) We will include others who are left out. Red Ribbon week was celebrated the last week of October, again with daily themes. Monday, the all faculty and staff were given mustaches, as "We 'Mustache' you to make smart choices. On Tuesday of Red Ribbon week, Student Resource Office Cory Manning from the Wamego Police Department gave grade level presentations about making safe and healthy choices. Wednesday students dressed at their hero, Thursday was wear Red day, and Friday students wore black, to say "Boo to drugs!"

In addition, the specials team focused on the Character Education Trait Responsibility for this month. Congratulations to the following students who earned a dog tag recognition: Arden Sylvester, Max Helget, Kyra Grant, Kyle Vance, Laney McCarthy, Heather White, Gabe Visocsky, Maddie Koehn, Tulsa Shultz, Jaxson Breault, Will Massie, Amelia King, Kendall Thornton, Mahkaiah Umscheid, Nathanael Gallagher, Sariah Pittenger-Reed, Carter McCune, Reed McDiffett, and Braylyn Beets.

The month of November will focus on Citizenship.

### **Gambino's Pizza Fundraiser a Success**

Thank you to everyone who came out to support Central Elementary at the Gambino's Pizza Nights. The fundraiser went great this year. The total sales were almost \$3400, making the funds raised by Central \$848.97. This will go directly back to the classrooms in the form of technology and other supplies.

The winning class was Mueller, with Blume in second. Both classes got pizza parties! Third and fourth places were Tinkel and Martin. Both classes got free mini pizza cards.

We appreciate the support of Gambino's and all participating families in making this another successful fundraiser!

**West Elementary Items for the Good**  
**November 3, 2014**

- **Ady Langvardt Recognized on WIBW's "Good Kids" Segment**

Ady Langvardt, student at West Elementary, was recognized last week on WIBW's "Good Kids" segment. Ady was nominated by her teacher. Congratulations to Ady! We are so proud of her!

Here is the nomination:

"From the first day of school, I have always been able to depend on Ady to do exactly the right thing in exactly the right way. Ady is a student that thoroughly enjoys school. She works hard and strives for excellence in every way.

Ady's generosity shines through every day. She is the first one in my room and the last one out every day. She is eager to help anyone at a moment's notice. Ady brings out the best in others and has a way of finding each of her classmates strengths and learning habits. Students look up to her for her guidance and encouragement.

Ady is eager to learn and participate in class. The amount of effort that she puts into everything she does is tremendous. Ady isn't afraid to ask questions and takes initiative for her own learning.

Ady constantly helps not only her teachers, but her peers as well. I can always count on her to be a positive leader and role model for our class. She is a very caring and compassionate person. She always has a smile on her face, a can-do attitude, and a positive personality. I couldn't pick a better kid for this week's "Good Kid" segment on WIBW!"

- **Caitlyn Monroe Named USD 320 "Remarkable Raider"!**

Congratulations USD 320 Remarkable Raider, Caitlyn Monroe! Caitlyn was nominated by her teacher and her nomination follows:

"I would like to nominate Caitlyn Monroe for Remarkable Raider. Caitlyn shows many Remarkable Raider qualities every day at school. She comes to school daily with a positive smile and attitude and is ready to learn. Caitlyn works very hard to be respectful to others and follows all of my expectations. She always turns in her work on time and it is always quality work. She is a very critical thinker and always amazes me with her thinking in class. I am amazed daily at her ability to think outside the box and excel in all areas of school. Caitlyn is a very kindhearted and caring student. The best part about Caitlyn is her caring nature and smile that brightens our classroom. Caitlyn works well with anyone and accepts everyone for who they are. She is very patient and encouraging with all of her classmates. She is committed to working hard in class and a role model student for others. Caitlyn knows how important it is to try her hardest and is constantly striving to better herself as a person. Her motivation to learn and succeed inspires her classmates and me every day. She truly is a remarkable person."

Caitlyn received \$20 in Chamber Bucks from our sponsor, Caterpillar Work Tools. Congratulations to Caitlyn! We are so proud of you!

- **Congratulations to Junior Raider Hall of Fame Inductees!**

Congratulations to the following students for being nominated and inducted into the West Junior Raider Hall of Fame!

Ian Cruz

It is my pleasure to nominate Ian Cruz for the Hall of Fame. Ian is a great role model in our third grade classroom, and a definite champ in my book. He is committed to being the best he can be and demonstrates that every day. Ian is a super hard worker and is motivated to turn in nothing less than his best. He displays

a great attitude toward learning, and is eager to jump right in when we begin something new. Ian is a kind classmate and a great helper to everyone. His smile is contagious, which brightens our day! All of these qualities make him a successful student. We are lucky to have him as a member of our team! Keep up the good work, Ian!

#### Chloe Ward

I would like to nominate Chloe Ward for the CHAMPS Hall of Fame. Chloe is a hard worker and perseveres, but even more than that, she is accepting of others and wants them to feel welcome in our classroom. I am appreciative of the smile Chloe brings to our room each day. She is considerate of everyone and we're glad to have her in our class!

#### Avery Eckhoff

I would like to nominate Avery Eckhoff to the West Elementary Hall of Fame. Fame is defined as “the condition of being known by many people, especially on account of notable achievements.” Every day, Avery is known for her achievements. Not everyone may see those achievements, yet that does not deter her from striving to be her best. Avery perseveres at any task set before her. It is obvious that she wants to do her best all the time - whether she is working on a math problem, helping around the classroom, or actively participating in a classroom discussion. Avery does not give up. She works hard – not because she’s been told to work hard – but because it is her desire. I am proud of the young woman Avery is and look forward to watching her success in our classroom and in the years to come.

#### Harrison Cutting

I would like to nominate Harrison Cutting for the Junior Raider Hall of Fame. Harrison is a student who works hard at school and at home. He works to stay focused and to complete his work in class. He works well with any group to which he is assigned. He is a leader in groups because he works to get the work completed and to help the other members to complete the learning objective. He is a good friend to others, as he encourages students around him to do their best. He is kind to others in class and on the playground. Harrison has a good attitude about working to achieve goals he sets for himself. His example and attitude are appreciated by all in our classroom. Harrison is a STAR student and deserves to be placed in the Junior Raider Hall of Fame!

#### Daija Parker

I would like to nominate Daija Parker for the CHAMPS award. Daija is a very hard-working student who always has work completed on time and completed with precision. Daija has interests outside of school and brings her enjoyment and knowledge of those interests into the classroom. Every student in our classroom is treated with respect by Daija and she is a willing helper our classroom because she is always pushing herself to learn more and try new things. Daija is very responsible and knows where her materials are located and has them ready to go at the correct time. All of these traits make Daija very worthy of the Junior Raider Hall of Fame!

#### Caitlyn Monroe

I nominate Caitlyn Monroe for the Junior Raider Hall of Fame! Caitlyn is a very kindhearted and sweet girl. She comes to school every day with a smile on her face and a positive attitude. Caitlyn is very dedicated to her learning and gives her best effort every day. She is determined to be a role model to others in our school by following all expectations and accepting others. Caitlyn’s motivation to better herself as a person shows every day and is inspiring to those around her. I am proud to call Caitlyn a West Hall of Fame CHAMP!

#### Danielle Fitterer

I nominate Danielle Fitterer for the CHAMPS award. Danielle is an extremely motivated student who strives to give her best at everything she does. Even when something may seem like a challenge, Danielle does not give up, but instead she perseveres through the tough task. Danielle is a role model to those around her.



She is a kindhearted young lady who is helpful to others. Danielle is committed to becoming the best person she can be. Her character exemplifies all of the CHAMPS expectations.

### Byron Paz-Torres

I nominate Byron Paz-Torres for the Hall of Fame. Byron comes to school each and every day with a smile on his face. He is kind to those around him and is always willing to lend a helpful hand. Byron puts forth great effort in everything he does; whether it's helping a friend, being a leader, a comedian, or a student. Byron is a vital part of our classroom and I am so happy to have him in our class. He is an excellent example of the CHAMPS code.

### Sheena Savaloja

I am nominating Sheena Savaloja for the Hall of Fame. Sheena is friendly and gets along well with her classmates and teachers. She is always willing to help her classmates with anything. I have witnessed many times her offering to help others. I can always count on Sheena to do the right thing at school. She is a perfect example of what can be achieved if you follow the CHAMPS code. She has made great strides this year because she is willing to put in the dedicated work to improve her performance. I am so proud of her and the effort she has put forth this year.

- **K-State Football Players Present to Third Graders**

In early October, Haylee Smith's third grade class had the unique opportunity to have Seniors BJ Finney #66 (starting Center) and Randall Evans #15 (starting Cornerback) from the Kansas State University Football Team come speak to us. BJ and Randall spoke with us regarding Coach Snyder's 16 Team Goals and how that ties in to the 16 Habits of Mind that we use in the classroom throughout the year!



- **Third Graders Learn More about Place Value!**


The third grade at West Elementary rolled up their sleeves to figure out place value! Using base-ten blocks we partitioned bits, skinnies, flats, and packs to make sense of the value of each number in a four digit number. As students rearranged smaller pieces in to appropriate larger ones, they were able to see how ten of one makes one of the next higher place value!

- **Third Graders Use iPads to Demonstrate Social Studies Learning**

Third graders created a digital collage on the iPads of goods and services found around our very own community of Wamego. We will be using this knowledge as we take our field trip, creating a digital scavenger hunt of these locations!

- **Fourth Grade Students Complete Life Science Unit**  
 Fourth graders completed a unit in life science this week. The students learned about plant and animal systems and the adaptations those organisms have that help them survive and grow. Students drew an insect and wrote about the adaptations the insect has to survive. This incorporated science, art, and writing in a fun activity.
- **Fourth Graders Participate in “Pumpkin Math”**  
 Fourth graders learned about measurement using pumpkins on October 31. They measured circumference, diameter, radius, height, volume, and weight. The students also removed the pumpkin seeds and used place value to find the number of seeds. This was a fun, engaging way to learn and practice math skills!
- **Fourth Grade Students Participate for Second Year in Vault Financial Literacy Program**  
 Fourth grade students at West Elementary have been utilizing the online tool known as “The Vault” in technology classes. Vault is an interactive learning platform designed to introduce financial education skills early in a child’s cognitive development. It uses the latest in new-media technologies, video, animations, 3-D gaming, avatars, and social networking, to bring complex financial concepts to life for today’s digital generation. Once students successfully complete the program, they will receive a certificate acknowledging their hard work in learning about financial literacy. Thank you to Technology Teacher, Natalie Wohlers, for facilitating this program for our students!
- **Fourth Grade Teacher, Lori Rice, Serves on Kansas Council of Social Studies Board**  
 On Saturday, October 21, Lori Rice attended the Board meeting for Kansas Council of Social Studies. They are planning a state conference for February 22-23 in McPherson. The mission of this group is to encourage high quality instruction, support professional growth, and advocate for social studies in the state of Kansas. To accomplish the mission, they participate in a variety of activities such as:

  - offering mini-grants to Social Studies teachers
  - selecting and honoring a teacher of the year
  - co-hosting an annual state conference
  - presenting face to face professional learning opportunities
  - supporting a digital community
  - providing instructional resources and materials
  - cooperating with national, state, and local educational associations
- **Fourth Grade Teacher, Lori Rice, Presents to Ottawa School District Social Studies Cadre**  
 Lori Rice presented to the Ottawa Social Studies Cadre on October 30. Teachers learned about the shift in instruction as well as the new standards. They then worked in groups to locate resources and align their current English Language Arts curriculum to the new History, Government, and Social Studies Standards.
- **Differentiated Fifth Grade Native American Unit**  
 Fifth grade students have just begun an integrated Native American unit. During this unit, students will learn about the different cultural regions, customs, and traditions of Native Americans. Students will also complete a research project over a specific tribe. We are working with the P.E., music and technology teachers to integrate Native American pieces into their classes during this time as well. Projects and materials will be differentiated based on students’ individual needs.
- **Fifth Grade Robotics Club Session I Ends with “Share Fair”**  
 The first session of Fifth Grade Robotics club came to an end on Thursday, October 16 with a "Share Fair" open to the public from 4:00-4:30pm. Students demonstrated their learning through the design and programming of their robots. Thank you to co-sponsors Lori Rice and Angela Dau for offering this wonderful learning opportunity to our fifth graders.



- **Fifth Grade “Virtual” Pumpkin Chunker Project**

The WHS Science Club and Wamego Tech Center held a successful “Pumpkin Chunkin” at West Elementary on Monday, October 20. A BIG thank you goes out to Dr. Allen Sylvester and Austin Bontrager for collaborating on this project!

Fifth grade students and their teachers cheered in delight as the air cannon and giant catapult named “the Least Common Dominator” launched pumpkins of various sizes at a cardboard castle.

Fifth graders are in the process of creating their own virtual pumpkin chunkers for a Tech Center contest under the guidance of teacher Natalie Wohlers, and the WHS Science Club hosted a “Make Your Own Pumpkin Chunker” class on Tuesday, October 21 for \$25. Thank you also to Wamego Tech Center, Director, Jana Lindley, for her efforts to organize this event!


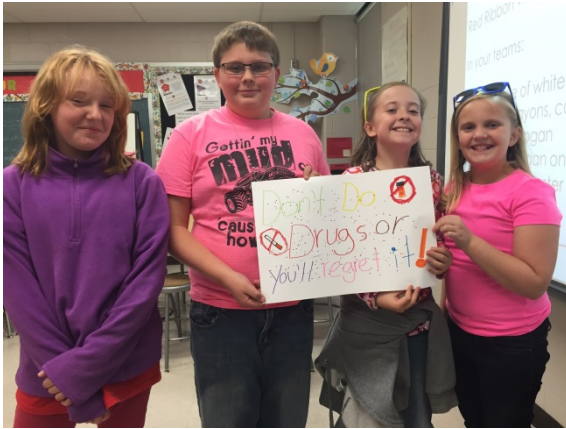


- **Fifth Graders Explore Origin of Red Ribbon Week Campaign**

During this year’s nation-wide Red Ribbon Week campaign, fifth graders discussed the origin and purpose of the campaign. Students learned about the life and sacrifice of Enrique “Kiki” Camarena. Students were interested to find out that Red Ribbon Week is recognized in honor of Mr. Camarena’s life and the sacrifice of others who work so hard to protect our nation from the danger of drugs. It is also a pledge to lead drug-free lives in order to honor them. We also discussed how important each and every child’s life is – that’s why each child should choose to say “no” to drugs, alcohol, and tobacco.

Students then brainstormed and created a classroom pledge (one example: “We won’t be caught in the spider web of drugs, alcohol or freedom. Instead, we choose to live a life of freedom.” ). Teams then created their own slogan and poster to promote drug-free principles.





- West Students and Staff Recognize Red Ribbon Week October 27 -31**

West students and staff recognized Red Ribbon Week October 27 - 31. Throughout the week, staff and students discussed the importance of making good choices and how these choices affect and impact their lives.

Monday, 10/27 – I "MUSTACHE" YOU TO CHOOSE WELL - (Students/staff wore mustache stickers.)

Tuesday, 10/28 – MY FUTURE'S SO BRIGHT, I'VE GOT TO WEAR SHADES – (Students/staff wore sunglasses and/or neon colors.)

Wednesday, 10/29 – BE A HERO, BE DRUG FREE (Students/staff wore something from their favorite superhero or role model.)

Thursday, 10/30 – WEAR RED DAY (Wear red as a pledge to stay drug free.)

Friday, 10/31 - SAY BOO TO DRUGS. BLACK OUT DAY (Students/staff wore black to show our support for Red Ribbon Week.) Thank you to all of the businesses who participated in "Say Boo to Drugs" in downtown Wamego and to the USD 320 Counselors for helping with the event.

- Pottawatomie County Sheriff Deputy, Dale Burton, and Drug Dog, Hero, Preset to West Students**

Deputy Dale Burton and K-9 Division Drug Dog, "Hero", presented to West students and staff on Friday, October 31. Officer Burton talked to the students about how Hero serves in our County and demonstrated his talents for his work. We appreciate Officer Burton and Hero taking time out of their busy day to share with our students and staff!





- **West Junior Raiders Choir Performs at Grandview Suites**

The West Junior Raiders Choir enjoyed performing for the residents of the Grandview Suites in Wamego on Tuesday, October 7th. Thank you to music teacher, Marcia Hermesch for making this opportunity possible for our fifth grade choir! The West Junior Raiders Choir meets before school each day of the week to practice from 7:40-8:00am. They perform at several venues throughout the year. We look forward to hearing more from them in 2014-2015!



- **WHS Marching Band Performs at West**

Thank you to the WHS Marching Band under the direction of Band Instructors, Chris Richmond and Susan Gartner, for taking time to perform for the students and staff of West Elementary on Monday, October 27. The students and staff always enjoy this fun, upbeat performance!

- **Thank You to Wamego Music Boosters**

A big thank you goes out to the Wamego Music Boosters for purchasing the Music Memory music listening program for the third, fourth, and fifth grade general music students at West Elementary! Music Memory is a nationally recognized program designed to promote music listening through an in-depth study of 16 major musical works and the composers that wrote them.

The Wamego Music Boosters is an organization of parents and community members that raise money to help support all of the music departments in the Wamego Schools. Central Elementary, West Elementary, Wamego Middle School, and Wamego High School music programs have been supported by funds raised by the Wamego Music Boosters.

All are welcome to join the Wamego Music Boosters. The next meeting is November 17 at 7:00 p.m. in the WHS commons.

- **Applied Behavior Analysis/Discrete Trial Training**

Several West and Central staff attended a day-long training in early October with ABA/DTT expert, Sheila Mortimer, who provided support in understanding ABA and explicit instruction in using DTT (Discrete Trial Training) with students who have severe learning needs. Both Special Education teachers and para-educators were involved in this training, as well as both principals from Central and West. Thank you to Special Education Director, Rebekah Helget, for organizing this great day of learning for our staffs!

- **Mental Health Crisis First Aid Training**

Amy Flinn and Robin Butler recently attended two-day training on "Mental Health First Aid". The training was provided by Pawnee Mental Health Center here in Wamego at Community Health Ministries. For

successfully completing the training, Mrs. Flinn and Mrs. Butler are now certified “first aiders” for mental health crises. The training was excellent and necessary to help us learn the strategies and techniques to use in the event of a mental health crisis for someone.

- **USD 320 Staff Attend Anita Archer “Explicit Instruction” Workshop in Hiawatha**

Each building was represented well at the Anita Archer “Explicit Instruction” Workshop in Hiawatha on Monday, October 27. This was an excellent professional development opportunity for all those in attendance. Dr. Archer has written numerous books and developed several intervention programs, two of which we already use in Wamego (Phonics for Reading and REWARDS). She is an expert in instructional design and research-based instructional strategies to achieve success with all levels of learners. We are excited to share the learning we obtained with the rest of our staff. Those in attendance for West were Amy Flinn, Marcia Beachler, Shawna Will, and Angie Chapman.

- **Thank You to All Supporters of West PTO Great American Fundraiser**

Thank you to all parents, staff, and patrons who supported our Great American Fundraiser, sponsored by the West PTO. We made close to \$6,000 with this fundraiser. We will announce top sellers and top selling classrooms next month. Thank you to PTO President, Jamie Balderson, and PTO Treasurer, Stacie Jones for their work in organizing the fundraiser this year.

# Wamego Middle School

## Items for the Good October 2014

### Congratulations Remarkable Raider: 8<sup>th</sup> Grader Elisabeth Perkins

"I would like to nominate Elisabeth Perkins for Remarkable Raider. Elisabeth has a positive attitude that is contagious! She is friendly, helpful to others, and works very hard academically. I enjoy her upbeat personality and individual style in my homebase. She is uplifting and a great role model for others at WMS." – Mrs. Ridder

Elisabeth will receive \$20 in chamber bucks from our sponsor Caterpillar Work Tools.



**Sixth grade students**, participating in a cross-curricular research unit in Foundations and Language Arts classes, are busy at work researching Japanese-American Internment camps during WW2. They are incorporating skills taught in Foundations, Language Arts, and Social Studies to complete their research project.




**Drug Free Schools Week, October 27-31**, was a huge success at WMS! Participating with all schools in a week titled "The Best Me is Drug Free," students took part in many activities. The week would not have been possible with all the USD 320 counselors, Ambassadors, and other volunteers.

As with any great celebration, we have theme days and many activities planned.

### Monday – We MUSTACHE You to Choose Well!


And we had great mustaches to wear! Instead of signing a pledge, each day students could step into the “video booth” in each foyer and take a “selfie” for their pledge. Several were recorded, but here is our **Mustache Movie!**



**Tuesday – We Are TOO BRIGHT to Make Bad Choices – LOTS of neon and shades!**

### Wednesday – Be A HERO....Lead the Way

**Class meeting was conducted in all home bases.** This lesson was on awareness concerning safety and behavior. The students were also made aware of resources, especially the newly established hotline and email for reporting, through the lesson and available cards each teacher has. One homebase created a word “cloud” showing their pledge to be drug free.



### Thursday – Keep Drugs IN THE RED (RED OUT!)

We were so pleased to welcome the Pottawatomie K-9 search dogs to our school for an assembly and demonstration. Those participating were School Resource Office Deputy Justin Young, Deputy Dusty Taul and Loki, and Deputy Dale Burton and Hero.



**Friday – BLACK OUT Drugs (BLACK OUT!) TRICK OR TREAT on Lincoln – USD 320 counselors, many businesses and community handed out goodies from 5:00-7:00 pm on Halloween. There was also a “legitimately scary” Haunted House put on by the high school KAYS club.**

**NCKL Championships** played out for Cross Country and Volleyball in October. Coached by Jina Kugler and Coach Patton, the runners exhibited outstanding placings in NCKL. Congratulations!

7<sup>th</sup> Girls – Every runner medaled in the top 9. Codey Diehl – 3<sup>rd</sup>; Aubri Alexander – 4<sup>th</sup>; Gracyn Nutsch – 7<sup>th</sup>; Caitlyn Donohue – 8<sup>th</sup>; and Samantha Hight – 9<sup>th</sup>.

7<sup>th</sup> Boys – Brady Blanka is the seventh grade Champion! He was followed by Caisen Chandler – 3<sup>rd</sup>; Neil Rodgers – 7<sup>th</sup>; Jack Malin – 8<sup>th</sup>; Hunter Fitzgerald – 10<sup>th</sup>; and Trevin Schmidt – 12<sup>th</sup>.

8<sup>th</sup> Girls - Jessie Fortin is the eighth grade Champion! She was followed by Ashlyn Zachgo – 5<sup>th</sup>; Kylee Jones 11<sup>th</sup>; Delaney Fouraker – 13<sup>th</sup>; Maren Blanka – 16<sup>th</sup>; and Darby Leitch – 22<sup>nd</sup>.



8<sup>th</sup> Boys – Dylan Matthews – 3<sup>rd</sup>; Caden Moore – 6<sup>th</sup>; Eli Wolfe – 10<sup>th</sup>; Bradon Borth – 13<sup>th</sup>; and Will Watson – 16<sup>th</sup>.

Both of our volleyball teams earned a third place finish this year in league. Our athletes continued to battle through a tough season, but more importantly, they supported one another and grew in their skill levels. Thanks to our coaches Jordan Crosson, Linda Hodges, Monica Kabriel, and Tina Callender.

Through a cooperative effort between Kansas State Historical Society and ESSDACK, WMS seventh graders were the first class in Kansas to experience an **I-pad robot** conducting a virtual tour of the State Historical Museum, guiding them through exhibits. The seventh grade is beginning their Native American unit, and was able to tour the exhibit at KSHS Museum, as well as pose questions to be answered. The tour was conducted by Marcia Fox, KSHS educator and Glenn Wiebe, ESSDACK consultant.



**Multimedia classes** continued to document and publish videos for our student body and community. Don't forget if you are a WTC cable consumer, to check out the USD 320 channel and set your DVR's to record activities from the schools! This year, multimedia class has recorded and published athletic contests, assemblies, a concert and student spirit week.

As always, our **PTO** treated the faculty to a delicious meal on October 23 during our fall conferences. We enjoyed an Olive Garden salad and spaghetti dinner, donated by Olive Garden, and yummy desserts provided by parents. Special thanks to Amy Schwein, Rochelle Moore, Stacie Jones, Angie Matthews, and Katie Fritz for arranging our meal, decorating and serving. We'd also like to thank our dessert makers: Kim Newell, Renee Pachta, Amanda Jantz, Terra Miller, Pat Nelson, Kara White, Kim Watson, Megan Ebert, and Beth Courtney!

### Faculty Activities

- Adam Topliff has presented this month on the Social Studies curriculum and the upcoming assessments in the spring.
- Several continued their training with co-teaching: Jill Tanner, Vici Jennings, John Powers, and Shane Neel.
- Jill Tanner attended the co-teaching coaches workshop.
- The elective PLC and math PLC have both attended professional development hours at the Wamego Tech Center, concentrating on the EduCreations application.
- Erin Foster participated in the October "Soup with the Superintendent."
- Vici Jennings published the administrative monthly article in the papers *Every Day of School Matters*.
- John Schmidt attended his professional organization's fall conference in Pittsburg.



- Anne Jardine attended the Kansas Business Education Association Annual Fall Conference in Wichita, KS on October 16-17, 2014.
- Anne Jardine attended the Federal Reserve Bank of Kansas City Economic Education Advisory Council in Kansas City, MO on October 2, 2014. Gigi Wolf, of the Federal Reserve Bank, discussed the Year in Review for Economic Education at the Fed.
- Anita Archer's "Explicit Instruction" workshop in Hiawatha was the destination for Meghan Minihan, Melissa Anderson, Michele Ridder, and Vici Jennings on October 27.
- Math instructors (Marcia Gier, Jenny Stewart, and Melissa Anderson) attended the Greg Tang "Fractions Conference" at KSU on October 30.

We'd like to **welcome Sarah Baird** to our faculty. Sarah will be long-term subbing for Katie Ackerman throughout her long-term leave.

Finally, we always love **adding to our WMS Family**. This month, we hit the jackpot!

**Congratulations** to Katie and T.J. Ackerman on the birth of the first child, Jaxon Bennett Ackerman, October 26 at 5:46 p.m. He weighed in at 7lbs. 3 oz. and is 20" long.

**Congratulations** to Shawn and Don Coleman on the birth of their second grandchild, Nora Rae Coleman (daughter of Chad and Amanda Coleman) on October 27 at 9:38 a.m. She weighed in at 7.2 lbs. and is 19.5" long.

**Wamego High School- Items for the Good**

**November 10, 2014**

**NHS Blood Drive**

The WHS National Honor Society will host their annual Red Cross Blood Drive on Wednesday November 12 at WHS.



*Choose* to stand out.

---



Be a *Red Cross* blood donor.

# Wamego High School Blood Drive

Wednesday, November 12th

9:00am – 2:30pm

**FREE T-SHIRT to everyone who comes in to donate!** *In the Gym*

Please contact Mr. Hornung @  
[hornungs@usd320.com](mailto:hornungs@usd320.com) to schedule

your life-saving appointment!

### **Items for the Good-October FCS Department-Biswell**

As part of Cody Filbert's Kansas FCCLA State Officer responsibilities he is required to meet with corporations to establish financial support for Kansas FCCLA. One of the corporate partners that Cody has established for FCCLA this year is General Mills. In addition to the financial support General Mills will provide to Kansas FCCLA, they would like to create a G-Prize product contest for Kansas FCCLA students to participate in. This project will be available to Kansas FCCLA students to participate in on January 1<sup>st</sup>, 2015 and will provide winning members with scholarship and prize awards. Cody Filbert, Pam Lamb; Kansas FCCLA State Advisor and WHS FCCLA Chapter Advisor; Tammy Biswell have been asked to serve on this project development with Kansas Ag in the Classroom and General Mills. As part of the project development Cody Filbert, Mrs. Lamb and Mrs. Biswell have been asked to present the G-Prize project to executives in the corporate offices of General Mills in Minneapolis, Minnesota on December 8<sup>th</sup>. A promotional video for the G-Prize will take place at Wamego High School show casing selected culinary arts students.

### **THE GREAT TOY DRIVE**

The Christmas Bureau is in need of new or gently used toys and board games for families at Christmas. FCCLA is will be accepting toys and board games for the Christmas Bureau until December 5<sup>th</sup>. Your toy donations can be dropped off at Wamego High School in care of the FACS Department. For further information contact Mrs. Biswell, FCCLA Advisor at 785-456-2214 x 119. Catch the spirit and give to your community!

**Wamego FFA Fall Activities:** The Wamego FFA Chapter has had a busy start to the year so far. The year started off with Chapter members working together to run the Cat Work Tools Family Fun Day at Caterpillar here in Wamego. Members ran kids games, face paintings, bounce houses and even helped take out the trash all day for the event. Twenty one different members helped out this day and are looking forward to doing it again next year.



The following week all of Wamego FFA's new members (Greenhands) traveled to Silver Lake for FFA Greenhand Conference. This is a conference designed to inform new members about all the opportunities in FFA and get them excited for the upcoming year. This event is run by the Northeast District FFA officers with help from a few State FFA Officers from K-State. Our new members participated in several activities like how to properly tie a FFA tie, how a few of our contests work, and how to become an active member in FFA. Members also took the FFA information test to show how much they know about FFA based off what they have learned so far in class.

Next up was Fall CDE day. Wamego FFA members started out the day by competing in land judging. Land Judging is a contest where students have to judge six different sites regarding the Soil's texture, permeability, depth, slope, erosion, surface runoff, shrink or swell, water table etc. They then make recommendations as to what the site should be used for like a home site, recreation, or farming. Matt was recognized at placing tenth in the A-Team event. The rest of the members placed 4th as a B-team. Matt also went on to compete in the State Land Judging contest a few weeks later. He didn't place top ten but competed well considering the cold and rainy weather. The FFA Entomology Contest was also held this day. In the Entomology Contest they took a written content test over entomology and then had to identify over 50 different insects and beetles. The A-team of Marissa Colson, Jacob Stump and Bridgette Johnson placed well in the contest but no one had a top ten finish.

Wamego FFA also recently competed in the FFA Dairy Cattle Career Development Event in Axtell KS. During the judging event the participants had to rank four dairy cows per class. Classes contained several different ages/stages of dairy animals and then contestants then had to present oral reasons explaining why they placed the cows in their particular ranking. Contestants were scored based on their ability to present proper reasons and ranking their classes correctly. The A-Team of Rachelle Wylie, Jake Eichem, Anna Carpenter, Marissa Colson, Peyton Freeman, and Morgan Riat for placed 2<sup>nd</sup> overall. A special congrats goes to Rachelle Wylie for placing 1<sup>st</sup> in the contest.

On September 30<sup>th</sup>, Wamego FFA members gathered in the high school practice field with all their trailers full of animals and started setting up for the annual Kiddie Barnyard! This is a day devoted to all the students at Central Elementary and whoever else would love to join in on the fun day where the high school FFA students teach the younger ones about the animals that are present that day. FFA members shared information about their animals such as what they ate and what they were used for. All kinds of animals were there from Matt Plummer's and Anna Carpenter's cattle to Noah Nelsons Pigs and Peyton Freeman's Horse. Even a few sheep, birds, dogs, and cats were available this day. KanEquip was also gracious enough to put their Case Quadtrac Tractor on display to use as a great background for all the Elementary Students to take a picture with. Most of the second graders also went home that day with a farm safety book which was provided by several area businesses and Community Safety Net.

Recently, the Wamego FFA Chapter wrapped up its third year participating in the Land O'Lakes and Winfield Solutions Answer Plot® Community Garden program. Wamego FFA partnered with local co-ops and agronomists and received a plot of land in the Answer Plots east of town along highway 24 to plant a garden, with all produce being donated to Community Health

Ministries in Wamego. This year Wamego FFA members planted sweet corn, cantaloupe, watermelon, tomatoes, green beans and 3 types of squash on an acre. FFA members were responsible for planting, weeding and harvesting. To ensure the success of the garden crops FFA members had to follow planting dates and instructions, such as planting watermelon seed in mounds above grade level to raise soil temperature. It also allows the soil to dry out quicker since watermelon roots do not like to be in very wet soil. Due to the fine soil texture FFA members also had to break the soils crust after heavier rains throughout the summer. Tasks also included eliminating bugs with insecticide. Past, current, future, and alumni members met once a week to work on the garden and complete the above mentioned tasks. Towards the end of the summer we began harvesting. In the middle of July the sweet corn was harvested by hand with a total of 3920 pounds of sweet corn being delivered. Over the next several weeks and into the school year all of our squash varieties, cantaloupe and watermelon began to ripen and be harvested. FFA members as well as Mr. Morton's Horticulture class harvested and delivered Totals from the year were: Green Beans 112#, Zucchini 34#, St. Nick Squash 38# Spaghetti Squash 67# Cantaloupe 125# Red and White onions 20# Watermelon 45# Tomatoes 25# for a total of 4386# of quality produce donated exceeding last year's total. The Wamego FFA would like to thank Winfield Solutions, Mid Kansas Coop, Nemaha County Coop, and Land O' Lakes for the opportunities to help the community.

### **Tennis- State Qualifiers**

Congratulations to Ashlyn Hellus and Ashley Faiola on placing 6<sup>th</sup> at Regional Tennis and Qualifying for State.

### **Cross Country**

The Cross Country season officially ended on Saturday, Nov. 1 and it was another great year for Coach Patton and our runners. Below are league, regional, and state results.

#### *NCKL League Cross Country Results*

Thursday, October 16, 2014

Location- Chapman Country Club Golf Course

#### Wamego High School Results

The top 15 places in the varsity races medal and are considered All League runners.

#### Girls Varsity

1<sup>st</sup> Allison Seufert 16:32.02

4<sup>th</sup> Tessa Seeberger 17:10.4

6<sup>th</sup> Brooke Ward 17:11.0

8<sup>th</sup> Kaydra Schmidt 17:22.2

9<sup>th</sup> Alexis Pettay 17:36.1

11<sup>th</sup> Elise Wolf 18:03.1

20<sup>th</sup> Emily Starkey 19:17.3

#### Team Scores

1<sup>st</sup> Wamego 25

2<sup>nd</sup> Clay Center 33

3<sup>rd</sup> Concordia 75

4<sup>th</sup> Abilene 96

#### Boys Varsity

1<sup>st</sup> Ethan Artzer 17:26.4

5<sup>th</sup> Jacob Davis 17:47.2

6<sup>th</sup> Matt Scherer 17:52.7

9<sup>th</sup> Gavin Alexander 18:27.4

10<sup>th</sup> Chris Willette 18:32.3

13<sup>th</sup> Kevin Boeckman 18:47.2

25<sup>th</sup> Caleb Roberts 20:28.1

#### Team Points

1<sup>st</sup> Wamego 31

2<sup>nd</sup> Clay Center 43

3<sup>rd</sup> Abilene 95

4<sup>th</sup> Marysville 115

5<sup>th</sup> Chapman 119

6<sup>th</sup> Concordia 126

#### Girls J.V.

1<sup>st</sup> MacKenzie Taggart 19:01.6

2<sup>nd</sup> Taylor Simonsson 20:03.7

3<sup>rd</sup> Josie Fails 20:11.07

4<sup>th</sup> Gwendolyn Schwein 20:29.6

Boys J.V.

1<sup>st</sup> Joey Holley 19:05.8

2<sup>nd</sup> Drew Malin 19:09.2

3<sup>rd</sup> Jacob Land 19:20.3

4<sup>th</sup> Gabe Warren 20:02.5

5<sup>th</sup> Danny Cook 20:22.4

7<sup>th</sup> Patrick Hobbs 20:35.9

8<sup>th</sup> Cody Stegman 20:36.8

11<sup>th</sup> Noah Bailey 21:14.1

15<sup>th</sup> Ben Hermesch 21:28.9

16<sup>th</sup> Klean Dietze 21:41.7

18<sup>th</sup> Nick Leonard 22:12.8

19<sup>th</sup> Ty Rose 22:12.8

22<sup>nd</sup> Logan Ubel 22:25.2

23<sup>rd</sup> Collin Hellman 22:30.9

24<sup>th</sup> Elijah Darey 22:43.4

33<sup>rd</sup> Bryson York 24:04.4

Team Scores

1<sup>st</sup> Wamego 15

2<sup>nd</sup> Clay Center 59

3<sup>rd</sup> Abilene 65

2014 Regional Cross Country Results

4A- At Basehor- Linwood- At WYCO Park in Bonner Springs

Saturday, October 25<sup>th</sup>, 2014

Wamego High School Results

**The top 10 places medal**

**The top three teams qualify for State**

Boys

4<sup>th</sup> Ethan Artzer 17:14.7

10<sup>th</sup> Matt Scherer 18:14.7

11<sup>th</sup> Chris Willette 18:18.01

19<sup>th</sup> Gavin Alexander 18:47.3

20<sup>th</sup> Joey Holley 18:51.1

24<sup>th</sup> Kevin Boeckman 19:04.9

25<sup>th</sup> Drew Malin 19:11.6

Team Points

1<sup>st</sup> Desoto 50

**2<sup>nd</sup> Wamego 60 (Qualified as a team for State.)**

3<sup>rd</sup> Hayden 69

4<sup>th</sup> Tonganoxie 73

5<sup>th</sup> Basehor-Linwood 139

6<sup>th</sup> Bonner Springs 200

7<sup>th</sup> Royal Valley 204

8<sup>th</sup> Bishop Miege 237

9<sup>th</sup> Atchison 263

10<sup>th</sup> Holton 266

11<sup>th</sup> Jeff West

12<sup>th</sup> Perry-Lecompton 301

Girls

**7<sup>th</sup> Allison Seufert 16:32.2 ( Qualified for State as an Individual runner.)**

17<sup>th</sup> Brooke Ward 17:13.3

26<sup>th</sup> Alexis Pettay 17:44.0

30<sup>th</sup> Elise Wolf 17:57.1

34<sup>th</sup> Tessa Seeberger 18:08.04

45<sup>th</sup> Kaydra Schmidt 18:42.9

53<sup>rd</sup> Mackenzie Taggart 19:39.09

Team Points

1<sup>st</sup> Tonganoxie 58

2<sup>nd</sup> Desoto 87

3<sup>rd</sup> Atchison 87

4<sup>th</sup> Basehor-Linwood 88

**5<sup>th</sup> Wamego 109**

6<sup>th</sup> Bishop Miege 126

7<sup>th</sup> Hayden 204

8<sup>th</sup> KC Piper 204

9<sup>th</sup> Royal Valley 231

10<sup>th</sup> Jeff West

11<sup>th</sup> Holton 325

12<sup>th</sup> Bonner Springs 334

2014 State Cross Country Results



## Girls

14<sup>th</sup> Allison Seufert 16:02.7

## Top 4 teams

1<sup>st</sup> Wichita-Trinity Academy 56

2<sup>nd</sup> Paola 113

3<sup>rd</sup> Baldwin 117

4<sup>th</sup> Tonganoxie 136

## Boys

51<sup>st</sup> Gavin Alexander 18:00.0

53<sup>rd</sup> Chris Willette 18:02.90

58<sup>th</sup> Jacob Davis 18:11.40

70<sup>th</sup> Matthew Scherer 18:36.1

79<sup>th</sup> Kevin Boeckman 18:44. 6

90<sup>th</sup> Ethan Artzer 19:09.40

92<sup>nd</sup> Joey Holley 19:12.90

## Team Scores

1<sup>st</sup> Baldwin 41

2<sup>nd</sup> Clay Center 108

3<sup>rd</sup> Mulvane 122

4<sup>th</sup> Desoto 124

5<sup>th</sup> Wichita Trinity 134

6<sup>th</sup> Hugoton142

7<sup>th</sup> Hayden 176

8<sup>th</sup> Andale 195

9<sup>th</sup> Hays 195

10<sup>th</sup> Girard 202

11<sup>th</sup> Wamego 221

12<sup>th</sup> Ottawa 251


### **Wamego Technology Center News**

WHS Science teachers **Dr. Allen Sylvester** and **Austin Bontrager** set up a custom-designed giant trebuchet as well as an air cannon for West Elementary 5<sup>th</sup> grade students and teachers. Launching pumpkins with these devices at a cardboard castle on the playground was great fun on a Monday morning! West technology teacher **Natalie Wohlers** has been assisting students with their PowerPoint tech creations for the Wamego Technology Center's "Create a Virtual Pumpkin Chunker" contest this month. Wamego Short Stop has donated Papa John's mini-pizza gift cards for the contest winners who will be rewarded soon for their top-notch tech efforts!



Brothers Callan and Caden Moore (below left) concentrate on their air cannon design while Cal Nichols, age 7, and his father (below right) work with WHS Science Department Instructor

Austin Bontrager during the Wamego Tech Center / WHS Science Club “Make Your Own Pumpkin Chunker” class held Tuesday evening, Oct. 21 as a fundraiser for the Science Club. Attendees as well as WHS Science Club sponsors **Allen Sylvester, Austin Bontrager and Carl Behrens** had fun creating air cannons, catapults, and trebuchets and then testing them out. Science Club students will be firing their own larger versions of pumpkin chunker designs on Monday, November 3 at 2:30 pm on the old football field at WHS – join us to watch pumpkins fly!



The Tech Center has also completed a Digital Citizenship Contest with West Elementary tech instructor Natalie Wohlers. Fifth grade students designed a Digital Comic Strip, imported it into Microsoft Word, and then created a poster. Contest entries are viewable on the Tech Center website at <http://www.wamegotechcenter.com/resources/Digital%20Citizenship%20Comics.pdf>

The top three entries are being awarded Sonic gift cards for their great work!

 **WAMEGO**  
**Technology Center**

**Digital Citizenship Contest**

1. Create a comic strip
2. Import it into Microsoft Word
3. Create a poster 😊

The Tech Center will award  
**Sonic giftcards** for the  
top three designs!!

And ALL entries  
will be featured on the website:

**WAMEGOTECHCENTER.COM**



The Tech Center has partnered with the WHS Theatre students and instructor **Jennifer Topliff** for “Halloween Tech-Tacular.”

Theatre/tech center volunteers will assist ages 7 -14 with makeup and costumes for their creative iMovies.

We will then show the creations utilizing Apple TV in the Tech Center.



# USD 320 - Wamego Public Schools Board of Education

510 E. Highway 24  
Wamego, KS 66547  
[www.usd320.com](http://www.usd320.com)

Phone: (785) 456-7643  
Fax: (785) 456-8125

**Michele Johnson**  
*District 1*

**Richie Chrest**  
*District 2*

**Mark Bettencourt**  
*District 3*

**Amy Schwein**  
*District 4*

**Joe Steele**  
*District 5*

**Rob Adams**  
*District 6, Vice-President*

**Richard Weixelman**  
*At-Large, President*

**Denise O'Dea**  
*Superintendent*

**Kathryn Mayfield**  
*Clerk of the Board*

## BOARD OF EDUCATION MEETING MINUTES

Wamego Public Schools  
October 13, 2014, 7:00 p.m.

### 1. ROLL CALL / PLEDGE OF ALLEGIANCE (7:00 pm)

President Richard Weixelman called the regular monthly meeting of the USD 320 Board of Education to order at 7:00 p.m., Monday, October 13, 2014 at the Wamego Middle School. Members of the board present were Rob Adams, Mark Bettencourt, Richie Chrest, Michele Johnson, Amy Schwein, Joe Steele, and Richard Weixelman.

Also in attendance were Superintendent Denise O'Dea, Clerk Kathryn Mayfield, Special Services Director Rebekah Helget, Special Services Assistant Director Sean Cochran, Director of Curriculum Dr. Mary Kaye Siebert, Central Elementary Principal Teri Dow, West Principal Amy Flinn, Wamego Middle School Principal Vici Jennings, Wamego High School Principal Tim Winter, Wamego High School Assistant Principal Dennis Charbonneau, and Operations Director Larry Hannan. The meeting began with the Pledge of Allegiance led by board member Mark Bettencourt.

### 2. APPROVAL OF AGENDA (7:02 pm)

President Richard Weixelman stated Item 10 – Annual Assessment Report, will be moved to the November meeting. Mark Bettencourt made a motion to approve the agenda as amended. Joe Steele seconded. Motion carried 7-0.

### 3. ITEMS FOR THE GOOD OF USD 320 (7:03 pm)

President Richard Weixelman reviewed items submitted by the schools for BOE information.

### 4. CONSENT AGENDA (7:04 pm)

Rob Adams made a motion to approve the consent agenda as presented. Amy Schwein seconded. Motion carried 7-0. Items approved on the consent agenda were as follows:

- A. Approval of minutes of September 8, 2014 Board of Education meeting;
- B. Approval of payment of September 2014 bills;
- C. Approval of September 2014 Treasurer's and Fund Reports;
- D. Approval of building activity fund reports for September 2014;
- E. Approve journal entries and cash receipts for September, 2014;
- F. Accept the resignation of Jana Biery – Asst. Girls Basketball coach; Kathy Ibendahl – food service; Cheryl Johnson, Sara Neff, Christina Miller, Danielle Hort, Donna Gebhardt – Paras; Chad Herren – Sped classroom teacher at Rock Creek Junior-Senior High School (effective after October 10; has paid liquidated damages of \$4000); Dustin Brown – custodian at MS;

- G. Approve the hiring of Irma Linhardt, Roxanne Hawkins, Shanae Smart, Keena Yambo, Elizabeth Fare, Heather Jennings, Kolsi Zacher, Alyssa Reeves, Megan Smith – Para educators; Katrina Goscha – Asst. Softball Coach; Mary Fialkowski – FS cook; Emerald Peters – Weight Club sponsor; Crystal Adams – part-time lunchroom aide at Central;
- H. Approve MS Supplemental Contracts (Enclosure);

## 5. DISCUSSION OF ITEMS PULLED FROM CONSENT AGENDA

### 6. STUDENT TRAVEL REQUESTS (2) (7:05 pm)

- A. Trip to Nelson Atkins Museum – KC, MO - Ron Cook  
Mark Bettencourt made a motion to approve the trip request for history students to the Nelson Atkins Museum in Kansas City, MO. Joe Steele seconded. Motion carried 7-0.
- B. FCCLA National Cluster meeting – Little Rock, AR – Tammy Biswell  
Rob Adams made a motion to approve the FCCLA trip request to Little Rock, Arkansas for the FCCLA National Cluster meeting. Richard Weixelman seconded. Motion carried 7-0.

### 7. FACILITIES REPORT – DR. KENT STEWART (covered after Item 8) (7:20 pm)

Dr. Stewart presented his Facilities Study and Maintenance Study. The board will review and discuss this further at a special meeting to be held October 27.

### 8. UPDATE FROM LARRY HANNAN (7:11 pm)

Director of Operation, Larry Hannan, provided an update from last month's selected projects.

### 9. ENERGY SAVINGS AND PERFORMANCE BONDS – NAVITAS (8:25 pm)

Richie Chrest left the meeting at 8:25 p.m. and returned at 8:28 p.m. Ryan Terry, of Navitas, presented information on energy savings in the district and a potential performance bond to pay for those energy savings. Mark Bettencourt made a motion to proceed with Navitas, through the State of Kansas, to perform the comprehensive audit on energy savings. Michele Johnson seconded. Motion carried 7-0.

### ~~10. ANNUAL ASSESSMENT REPORT – DR. MARY KAYE SIEBERT~~

This item has been moved to the November meeting.

### 11. DISCUSSION ON POLICY KI – ADVERTISING (8:55 pm)

Discussion occurred.

At 8:59 p.m., Richard Weixelman made a motion to extend the meeting up to 30 minutes. Rob Adams seconded. Motion carried 7-0.

This item will be discussed further at a special meeting being to be held on October 27.

### 12. DISCUSSION OF BOE POLICIES: GAAE – BULLYING BY STAFF AND JDDC – BULLYING BY STUDENTS (9:13 pm)

In recognition of National Anti-Bullying Month, general discussion regarding these policies occurred.

At 9:25 p.m., President Richard Weixelman called for a 5 minute recess.

At 9:30 p.m., Richard Weixelman made a motion to extend the meeting up to 30 minutes. Richie Chrest seconded. Motion carried 6-0 (Rob Adams was not present).



**13. EXECUTIVE SESSION (9:31 pm)**

Rob Adams returned to the meeting at 9:31 p.m. Richard Weixelman made a motion to go into executive session to discuss personnel matters of nonelected personnel in order to protect the privacy interests of the individual(s) to be discussed, and to discuss negotiations in order to protect the public interest in negotiating a fair and equitable contract, and to return to open session at 9:59 p.m. Amy Schwein seconded. Motion carried 7-0. Meeting recessed at 9:31 p.m. The Board invited the Superintendent into executive session. Meeting reconvened at 9:59 p.m.

Richard Weixelman made a motion to ratify the 2014-2015 Negotiated Agreement with the WTA. Rob Adams seconded. Motion carried 7-0.

Richard Weixelman made a motion to increase wages for classified and administrative personnel as follows:

Larry Hannan - \$1,500 annual increase  
Trenton Ross - \$750 annual increase  
Jana Lindley - \$5,833.32 annual increase  
Administrators (except Dennis Charbonneau) - \$1,500 annual increase  
Bus Drivers – 3.641% increase on the hourly rate only (not on route pay or minimum trip pay)  
All other eligible classified personnel not previously listed – 3.641% increase

Amy Schwein seconded the motion. Motion carried 7-0.

**14. ADJOURN MEETING (10:00 pm)**

Richard Weixelman made a motion to adjourn the meeting. Joe Steele seconded. Motion carried 7-0. Meeting was adjourned at 10:00 p.m.

---

Clerk of the Board

Date

**A SIX-YEAR MAINTENANCE AND CAPITAL IMPROVEMENT  
PLAN TO IMPLEMENT PRIORITIZED NEEDS IN USD 320**

**--Fiscal Years 2015 through Fiscal year 2020--**

**By**

**G. Kent Stewart  
Consultant  
Manhattan, Kansas**

**For**

**Board of Education  
Unified School District 320  
Wamego, Kansas**

**Denise O'Dea, Superintendent**

**October 13, 2014**

## TABLE OF CONTENTS

1. RATIONALE FOR MAINTENANCE AND CAPITAL IMPROVEMENTS.....	1
A. Maintenance Defined	
B. Operations Defined	
C. Capital Improvements Defined	
D. School Building Component Systems	
E. Identifying Maintenance Needs	
F. Estimating Project Costs	
G. Prioritizing Maintenance Needs	
H. Timing and Scheduling Projects	
I. Financing Maintenance Projects	
2. BOARD APPROVED MAINTENANCE AND CAPITAL PROJECTS - FY 2015.....	6
A. Central Elementary School	
B. West Elementary School	
C. Middle School	
D. High School	
E. Operations Building	
F. Sports Complex	
3. FIVE-YEAR MAINTENANCE & CAPITAL IMPROVEMENT PLAN - FY2016-2020.....	8
A. FY 2016	
B. FY 2017	
C. FY 2018	
D. FY 2019	
E. FY 2020	
4. SOME THOUGHTS ABOUT MAINTAINING SCHOOLS.....	12
A. Ambitious Planning	
B. Life Cycle of School Buildings	
C. Routine Maintenance	
D. Degree of Need	
E. Ages of Buildings	
F. In-House Versus Outside Contractor Labor	
5. RECOMMENDATIONS.....	16

**CHAPTER ONE**  
**RATIONALE FOR MAINTENANCE**  
**AND CAPITAL IMPROVEMENTS**

This chapter addresses several important topics involving school building maintenance, operations, and capital improvements. Additionally, it included a workable procedure for identifying and ultimately completing maintenance projects.

**MAINTENANCE DEFINED**

Maintenance is defined as keeping a school building in as nearly original condition as possible. Caulking and painting window frames is one example of a maintenance project.

**OPERATIONS DEFINED**

Operations is defined as keeping a building operationally ready for its intended purpose or use.

**CAPITAL IMPROVEMENT**

A capital improvement to a building increases the value of the building. Projects to modernize or construct an addition to a building are examples of capital improvements.

**SCHOOL BUILDING COMPONENT SYSTEMS**

The major parts of a building are called components or systems as listed below:

1. Footings, foundation, basement and on-grade floor slab
2. Structural system
3. Walls - exterior and interior
4. Roof, flashing soffit, rain gutters
5. Doors and windows, including frames
6. Floors and ceilings
7. Mechanical system - heating, plumbing, and air-conditioning
8. Electricity and electronics
9. Lighting fixtures
10. Fixed equipment and furnishings

- 11. Moveable equipment and furnishings
- 12. ADA/handicap accommodations
- 13. Energy management
- 14. Safety and security
- 15. Grounds, drives, walkways, and parking lots

Planning for maintenance requires that these component systems and their sub-parts be evaluated regularly. Evaluators are teachers, administrators, custodians, and maintenance persons. Also, some systems require evaluations by specifically trained specialists. These include mechanical, electrical, and structural engineers.

Some component systems have a variety of sub-systems. For example, the school grounds include play areas, athletic fields, spectator seating, concession and storage facilities, outdoor lighting, walkways, driveways, grass areas, and parking areas.

Planning for annual and longer range school building maintenance projects is a five-step process of (1) identifying needed projects, (2) estimating project cost, (3) prioritizing by importance, (4) scheduling the projects, and (5) deciding how to finance the projects. Steps 4 and 5 are closely tied to the school district capital outlay levy and fund balance.

#### IDENTIFYING MAINTENANCE PROJECTS

The first step in planning maintenance projects is to evaluate the component systems of the building. The evaluation result shows all needed maintenance work in each component system. Considerable thought and planning go into these evaluations. Each project is listed regardless of size. When all needs have been listed, the routine maintenance projects are separated from the list.

Routine maintenance includes jobs like cleaning air-conditioner filters, replacing motor belts, adjusting door locks and closers, or replacing water faucet washers. Some routine maintenance jobs are done by custodians. Custodians are "building operations" people who keep a building operationally ready for its intended purpose.

In small enrollment school districts, one person may do both maintenance and custodial work. Their most popular maintenance jobs involve painting and carpentry followed by basic plumbing, electrical, refrigeration, and cement work. In small districts, grounds care is often shared by custodial and maintenance persons. Attractive grounds are important to maintaining a positive public image of the schools.

Once all non-routine maintenance needs have been identified, they are listed and the current cost of doing each job (project) is calculated. The labor cost will depend largely on whether the maintenance project can be done by in-house people or contracted out to independent contractors.

**ESTIMATING PROJECT COSTS**

Cost estimates are obviously based on current costs of labor and material. For small projects, school personnel make very credible cost estimates. To estimate large complicated projects like roof replacements and heating system improvements, engineering firms usually need to be consulted.

The challenge in cost estimating is keeping the estimates up-to-date when the project is not to be undertaken soon. Most planners add an annual inflation figure and also confirm the cost of larger projects with the engineers or suppliers who made the initial estimate. As an example, a \$100,000 project today will nearly be \$9,300 more three years from now at a 3% annual inflation rate.

**PRIORITIZING MAINTENANCE NEEDS**

Once costs are known, the projects have to be prioritized. Whether the school district has large enrollment and many buildings or a few students in only one building, maintenance needs nearly always exceed what can be accomplished or paid for in a single year.

Prioritizing usually results in a six-year maintenance plan. These are fiscal years that include the school year. For example, Fiscal Year (FY) 2015 begins July 1, 2014 and ends June 30, 2015 and includes the 2014 - 2015 school year.



The most pressing maintenance projects are prioritized into the first fiscal year. The next level of need goes to the following year and a percentage for inflation is added to the estimated costs of the projects. The same process is used to include projects for the next five fiscal years. Since it is difficult to estimate inflation for more than one year, most administrators have costs confirmed annually by people who made the initial estimates.

At the close of each year, completed projects are removed from the list and another year is added showing maintenance projects that will need to be done that year. Administrators find it difficult to write the first five-year plan, but find it easy to work with thereafter.

One popular and administratively sound way to prioritize maintenance needs is to form a committee of interested and qualified people and ask them to rank projects according to importance. The committee usually includes administrators, teachers, and sometimes a community representative or members of the school board. Obviously, some administrator in the school system must list all the maintenance needs at each school. Then the committee prioritizes the needs high to low after being informed by the administrator concerning the projects that threaten security and safety or are emergency needs.

#### TIMING AND SCHEDULING PROJECTS

After the maintenance needs have been identified and the cost of each has been estimated and each project has been prioritized, the needs must be scheduled into one of the years of the six-year program. For USD 320, the maintenance needs should be scheduled into the current or one of the coming five fiscal years.

Fiscal Year 15	Year One	7/1/14 - 6/30/15
Fiscal Year 16	Year Two	7/1/15 - 6/30/16
Fiscal Year 17	Year Three	7/1/16 - 6/30/17
Fiscal Year 18	Year Four	7/1/17 - 6/30/18
Fiscal Year 19	Year Five	7/1/18 - 6/30/19
Fiscal Year 20	Year Six	7/1/19 - 6/30/20

## FINANCING MAINTENANCE PROJECTS

There are five ways to finance maintenance projects. **First**, there may be state or federal grant money available. These are usually limited to projects involving energy conservations.

A **second** funding source is the maintenance account of the current operating budget.

A **third** choice is the capital outlay account. There is a fairly fine line defining a maintenance project and a capital improvement project.

**Fourth** is the lease-purchase option. This is generally used for larger projects that are more like capital improvements than maintenance projects.

A **fifth** choice is to finance the project with short or longer-term bonds. To do so requires voter approval; so bonds are used mostly for large projects like those financed by a lease-purchase arrangement. Building modernization or expansion projects are examples.

**CHAPTER TWO**  
**BOARD APPROVED MAINTENANCE AND CAPITAL**  
**IMPROVEMENT PROJECTS FOR FY 2015**

Kansas place high value on caring for their material possessions. It is a time-tested and respected value. The public expects its elected officials to maintain the communities capital assets. It is good business and good stewardship. This work is accomplished by maintenance. Several projects were approved by the Board of Education at its September 8, 2014 meeting.

**Central Elementary School**

- None

**West Elementary School**

- Playground drainage and directing roof water away from walkways
- Guttering downspout and storm drain repairs

**Middle School**

- Security cameras\*
- Exit door lock update

**High School**

- Security cameras\*
- Repair/replacement of a small section of roof

**Operations Building**

- Planning and probable construction of an addition to the bus facility\*

**Sports Complex**

- None

Additionally, the Board approved gravel for the vacant lot that was formally the site of three rental houses.

This listing constitutes the beginning of a six-year maintenance and capital improvement program.

In 2013, school administrators and citizen planning committee members identified maintenance needs at the various district facilities. This list was eventually prioritized for action by the Board, which occurred as reported above on

September 8, 2014. These maintenance projects constitute the first year of a six-year maintenance and capital improvement program.

Maintenance items remaining on the prioritized list were prioritized by "A Tasks," "B Tasks," and "C Tasks," with "A" being the higher priority. These are listed in Chapter Three that follows.

Note: The projects followed by an asterisk (\*) indicate a capital improvement rather than a maintenance project. Whether a project constitutes a maintenance or a capital improvement project is often a matter of opinion and usually not worth debating.

**CHAPTER THREE  
FIVE-YEAR MAINTENANCE AND  
CAPITAL IMPROVEMENT PLAN  
FOR FY2016 - 2020**

The projects listed in Chapter Two were approved by the Board from the list of maintenance and capital improvement needs that were identified by school personnel and advisory committee members in 2013 and prioritized recently.

Projects listed in this chapter are for five fiscal years - 2016 through 2020. The first two fiscal years include the remainder of projects that were classified as "Priority A" projects.

**FISCAL YEAR 2016 (July 1, 2015 - June 30, 2016)**

**Central Elementary School**

- None

**West Elementary School**

- None

**Middle School**

- Wiring upgrades and modifications to facilitate newer technologies
- HVAC upgrades of the 23-year-old system
- Upgrades of the Johnson Controls system
- Gymnasium floor refinishing
- Metal roof replacement as needed
- Parking lot curbs to meet ADA standards

**High School**

- Upgrades of the Johnson Controls system
- Unit ventilator modifications in 1980's sections
- Replace deteriorating pipe in the old two-pipe system
- Refinish two gymnasium floors

**Operations Building**

- None



### Sports Complex

- Upgrade both public restrooms
- Replace stadium lighting\*

### FISCAL YEAR 2017 (July 1, 2016 - June 30, 2017)

#### Central Elementary School

- None

#### West Elementary School

- Continue drainage and sewer modifications
- Upgrade as needed the Johnson Controls system

#### Middle School

- Bleacher repairs
- Interior lighting upgrade
- Window replacement as needed\*

#### High School

- Repair/replace rain gutters as needed
- Replace drain lines under locker room floors as needed
- Upgrade 1980's toilet rooms

#### Operations Building

- None

#### Sports Complex

- Upgrade press box as needed
- Upgrade visitor bleachers as needed

### FISCAL YEAR 2018 (July 1, 2017 - June 30, 2018)

#### Central Elementary

- Security cameras\*

#### West Elementary School

- Clock and bell system upgrade

- Continued work on parking lot and sidewalk curbing to meet ADA standards

#### Middle School

- Clock and bell system upgrade
- Sound system upgrade - Commons area

#### High School

- Gymnasium lighting upgrades

#### Operations Building

- None

#### Sports Complex

- None

### FISCAL YEAR 2019 (July 1, 2018 - June 30, 2019)

#### Central Elementary School

- None

#### West Elementary School

- Security cameras\*

#### Middle School

- Sound system upgrade - Gym area
- Gymnasium bleacher repair or replacement

#### High School

- Lower gym bleacher repair or replacement
- Agriculture shop welding exhaust
- Agriculture shop windows between shops and classroom

#### Operations Building

- None

#### Sports Complex

- None

FISCAL YEAR 2020 (July 1, 2019 - June 30, 2020)

Central Elementary School

- None

West Elementary School

- Gymnasium and stage lighting upgrade
- Interior asbestos core classroom door replacement as may be required

Middle School

- Rekey to Best Lock System
- Redirect water on walk outside health classroom door

High School

- Upgrade agriculture shop lighting
- Student parking lot resurfacing
- Concrete replacement around woodworking and agriculture shop entries

Operations Building

- Parking lot paving\*

Sports Complex

- Parking lot paving\*

Note: Items marked with an asterisk (\*) indicate a probable capital improvement.

The brief chapter (4) that follows addresses the school building life cycle theory, matters of routine and in-house maintenance, prioritizing projects, and thoughts about major maintenance projects at fairly new school buildings.

## **CHAPTER FOUR**

### **SOME THOUGHTS ABOUT MAINTAINING SCHOOLS**

School district and community committee people did very good work isolating maintenance and capital improvement needs. This work was challenging and time consuming. Everyone involved deserves a lot of thanks.

Few school districts have a six-year maintenance plan. To develop the first six-year plan is difficult; but thereafter, the plan is easy to keep current. All that is required is to drop off projects completed the first year and add a new sixth year to the plan.

Most districts that have a six-year plan can tie income from the annual capital outlay levy to the maintenance projects to be done that year. This allows maintenance project planning and financial planning to occur together.

#### **AMBITIOUS PLANNING**

The risk associated with six-year maintenance planning is that plan can become too ambitious. This means simply that maintenance projects are included in the plan that could have been postponed a while longer. Also, in the haste of tending to the scheduled projects, there may be a tendency to overlook doing the more simple but important routine maintenance work. This is most often found in school districts too small to have maintenance personnel skilled in the basic trades - carpentry, painting, plumbing, electricity, roofing, concrete, stone, and brickwork. This problem can somewhat be avoided by understanding the life cycle theory of school buildings.

#### **LIFE CYCLE OF SCHOOL BUILDINGS**

The life cycle theory of school buildings suggests that a school (or any building) passes through a series of cycles during its life. The theory was developed by Benjamin Handler at the University of Michigan years ago to help school boards decide whether to modernize old buildings or build new ones in response to the increasing enrollments of the Baby Boom years. The life cycle idea still applies to

some of today's school buildings, especially the old ones. Handler divided building life into five cycles or phases, each about ten years long.

Phase I. The years up to 20. During this period, only a limited amount of capital improvement work is necessary. Most changes are to accommodate newer technologies and curriculum changes. Minor improvements may be necessary for the HVAC system.

Phase II. The years from 21 to 30. Work to the roof, mechanical and electrical systems usually become necessary. Keeping the building in near original condition becomes an increasingly prominent challenge.

Phase III. The years from 31 to 40. By the time the building is age 40, considerable maintenance work has either already been done or is needed. This work has involved the electrical mechanical and roof systems; and some brick and stone tuck-pointing has been done.

Phase IV. The year from 41 to 50. This is a critical period of school building life because the need for continuing maintenance is increasing. Major work may already have been completed, but more may be needed. The location of the building may no longer be the best location in relation to where students live. Also, the configuration and characteristics of classrooms may not be well suited to current methods of instruction and technology. Needed modifications are increasingly expensive.

Phase V. The years beyond 50. For some school buildings, serious questions involve whether to modernize, remodel, or expand or to phase-out and build anew. As the school approaches age 60, the costs of modernization may come close to replacement cost. Major modernization will commit the building to an additional 30 years of use. Will it continue to be in the right location and will it continue to support good teaching?

The guidelines offered in the old life cycle theory still apply to some buildings. At least they offer decision makers guidance in debating when and how much maintenance work needs to be done or should be undertaken.

## ROUTINE MAINTENANCE

Every building requires routine maintenance just as sure as it requires routine daily care. Routine maintenance involves such work as: oiling locks and door hinges, changing light bulbs, replacing water faucet washers, cleaning drains, caulking window and door frames, cleaning rain gutters and downspouts, adjusting splash blocks, replacing air-conditioning and heating motor belts, interior and exterior painting, and servicing folding bleacher and table seating parts to name a few.

These are small routine tasks, but each is important to proper functioning of any building or dwelling house. One interesting example of a fairly easy maintenance task that saved a school district a relatively large expenditure involved a section of rollout inside bleachers. Custodians and a maintenance persons cleaned and oiled the metal joints, wheels, and bearings of the bleacher rollout mechanism and restored easy rollout and roll back of the bleachers. Maintenance saved the cost of replacement.

In addition to the limited guidance offered by the Life Cycle Theory, is to apply a question to every perceived need. The question is discussed in the next section of this report.

## DEGREE OF NEED

A singular question that can be successfully applied to every perceived maintenance need is: How good is good enough and how bad is too bad? Some school administrators use this question quite successfully with school boards, administrators and community leaders. It should always be used with more than one individual. It requires group input and usually results in group agreement and consensus concerning if and when to schedule a maintenance or capital improvement project.



**AGE OF BUILDINGS**

The following listing shows the age and life cycle phase of the buildings in USD 320.

<b>Building Ages</b>				<b>Additions</b>		
<b>Bldg. Age</b>	<b>Year Opened</b>	<b>Age Years</b>	<b>Life Phase</b>	<b>Year</b>	<b>Age</b>	<b>Phase</b>
Central	1964	50	V	2011*	3	I
West	1980	34	III	2005	9	I
Middle	1992	22	II	--	--	--
High	1938**	76	V	1960	54	V
"	"	"	"	1984	30	III
"	"	"	"	2005	9	I

\*The 2011 addition at Central included extensive modernization of the 1964 portion of the building.

\*\*The 1938 and 1960 portions of the building were modernized and updated concurrent with work on the 1984 and 2005 capital improvement projects.

**IN-HOUSE VS. OUTSIDE CONTRACTOR LABOR**

The larger the school district, the more maintenance work that is done by in-house personnel. Yet, there are limits. For example, carpet replacement except in the larger school districts is done by outside installers. Often repainting and re-carpeting are done simultaneously; and while the painting is almost always done by in-house personnel, the carpet is installed by outside contractor.

The question of whether to use in-house labor rather than retain outside labor is fairly easily resolved. Plainly, if the district is large enough to employ skilled labor in its maintenance department, a lot of the work is done in-house. In-house is nearly always preferred over outside contractors, but in small school districts it is nearly impossible. In small districts interior painting is the most popular work done by in-house personnel.

## CHAPTER FIVE RECOMMENDATIONS

The maintenance projects at USD 320 have been carefully selected and prioritized. At its September 8, 2014, meeting, the Board elected to start seven of the nineteen items on the high priority list. Two recommendations are offered.

Recommendation 1. The administrative team should compare items on the Prioritized Ranking of Capital Improvements document used by the Board on September 8 with how the projects were placed in the six-year maintenance plan in this report for needed adjustments as to timing.

Recommendation 2. The administrative team should evaluate every item on the Prioritized Ranking as listed by various fiscal years in the six-year plan in this report to make sure there are no overly ambitious projects. An example is the request on the Priority B list to replace Middle School windows. Personnel need to be sure there are no other options to replacement, perhaps flashing and/or caulking would solve the problem. It is fairly rare to have to replace windows in a 22-year-old school.

**A GLIMPSE INTO THE FUTURE**  
**--School Facilities in USD 320--**

**By**

**G. Kent Stewart**  
**Manhattan**

**For**

**Denise O'Dea**  
**Superintendent of Schools**

**October 13, 2014**

## TABLE OF CONTENTS

ELEMENTARY and MIDDLE SCHOOLS	1
POPULATION	2
.....Ft. Riley	
.....Manhattan	
.....Riley and Pottawatomie Counties	
.....Wamego	
MIDDLE SCHOOL	2
SITE	3
HIGH SCHOOL	3
RECOMMENDATIONS	3
 Population Projections for Pottawatomie and Riley Counties	 4

A GLIMPSE INTO THE FUTURE  
--School Facilities in USD 320--

The USD 320 school board is operating four school buildings:

Central Elementary	Grades Pre K, K-2
West Elementary	Grades 3 – 5
Middle School	Grades 6 – 8
High School	Grades 9 – 12

ELEMENTARY AND MIDDLE SCHOOLS

Central School is essentially at capacity. Two early childhood rooms may be moved to the recently acquired Catholic Church Parish Hall, thereby making two classrooms available for regular class use.

West School is nearing capacity. All rooms are in use. The room occupied by the Infants and Toddlers program may be moved to the former Catholic Church Education/Office building.

The elementary schools are district-wide grade level schools. Expansion of one of the schools probably implies need to expand the other. There is no room to expand the Central building short of purchasing adjacent private properties.

Population growth in the Greater Wamego area will continue and eventually trigger need for an additional elementary school of a grade configuration yet to be determined.

To construct a new elementary school on the Middle School site or preferably on a new site yet to be acquired will disturb the current grade organization plan. Further, to change the grade organization plan is inconsistent with parental preference for district-wide grade level schools as now organized

One solution may be to build a new early childhood school building for regular and special education students in Grades Pre K, K. This would free the current early childhood and Kindergarten rooms at Central, thus allowing it to serve Grades 1 and 2. Simultaneously, the West building could be expanded if necessary and house students in Grades 3 and 4. Grade Five would be housed in new space added to the Middle School. There is merit to and precedent for Grades 5 – 8 middle schools.

At some point in the future, Wamego may need to convert its elementary schools to neighborhood elementary schools housing students through Grade 4 or 5. However, this could be avoided for a long time by constructing an addition to the Middle School for Grade 5 district-wide. If a primary grade school building is constructed, all early childhood and probably Kindergarten students would be housed at that building. This plan avoids upsetting the current wishes for grade level rather than neighborhood elementary schools.

Page Two

## POPULATION

Population increases in the Wamego area will depend in considerable measure on four entities:

### FT. RILEY

The fort is usually in the midst of change. Fortunately, it withstood the downsizing of military bases, and now has a fairly consistent in and out migration of military personnel. Decline in personnel numbers has been talked; but currently, personnel numbers may increase to train soldiers in response to Mid-East developments. The magnitude of response training will depend somewhat on US foreign and military policy. More important to Wamego is stability in the civilian workforce which has been downsized recently but has again apparently stabilized.

### MANHATTAN

The adage, "as goes the fort, so goes Manhattan" continues to influence change and growth in Manhattan and its surrounding communities, especially attractively located and sized Wamego. During the past twenty years and particularly the past ten, Manhattan has undergone economic development and growth aside from Ft. Riley. This has been growth by design and results are observable in the greater Manhattan region including the Highway 24 corridor east from Manhattan.

### RILEY AND POTTAWATOMIE COUNTIES

Population in Riley and Pottawatomie Counties is expected to increase as shown in the tabulation at the close of this report. Riley County population is expected to reach 80,000 by 2040, and Pottawatomie County is expected to grow from 21,600 currently to 32,000. In Manhattan alone population is a little over 50,000 and is expected to approach 70,000 within the coming twenty-five years. As Manhattan grows surrounding areas grow also as can be seen in growth along the Highway 24 corridor to and including Wamego. KSU shares the Manhattan vision as expressed in its 2020 Plan for growth and development.

### WAMEGO

Added to the impact of Ft. Riley, KSU, and Manhattan in general, are area economic development efforts including the greater Wamego area. This area will be a choice for housing as growth continues. Compare Wamego and the Highway 24 corridor of 1975 with what these are today, then look ahead at what they are likely to be in forty more years. Consider also Wamego's image as having an outstanding school system and being a great place to live.

## MIDDLE SCHOOL

The Middle School was mentioned earlier as becoming a Grades 5-8 school that along with a primary school building would allow Central and West Schools to be district-wide grade level schools.

SITES

Additional space of some kind will eventually need to be constructed, so the school board should be encouraged to either acquire an elementary or primary school site of about eight or so acres or seek architectural advice concerning feasibility of constructing such a school on the Middle School site. A separate site is highly preferable given the life span of a school building and our inability to see clearly fifty or more years into the future.

Another option for architectural study is to assess the feasibility of constructing a Pre-K, K primary school on land west of the Rectory and north of the Education/Office building. In so doing evaluators need to realize that in twenty years the Education/Office building will be 74 years old and the Parish Hall will be 51 years old. The reason to examine this alternative is that twenty years from now the Education/Office building may be vacated and the special education staff may be housed in the Rectory.

HIGH SCHOOL

The main High School building fronts on Lincoln Avenue and the newer addition fronts on Eighth Street. The north boundary of the site is bounded by private homes and the west boundary is Poplar Street which is also the east boundary of the former church properties. The area behind the building includes parking, the industrial arts/agriculture building, and the former athletic field. At some time in the future the high school will need to be expanded. The building has already undergone a lot of modification and expansion and now has a complicated floor plan. Perhaps the next expansion project should be a separate building behind the main building and consist of a math/ science building, a language arts/social studies building, or an industrial and agricultural technologies building. Whatever, expansion is inevitable sometime in the future. When that will occur will depend on the evolution of activity discussed earlier in this document. The timetable will be driven by economic development and resultant population growth and housing construction.

RECOMMENDATIONS

Four recommendations are offered for consideration:

1. Help the Board decide whether to eventually build elementary space on the middle school site or purchase a new site, the latter being preferred. Remember, the middle school will eventually need to be expanded, especially if it houses Grade 5 students. A site should quietly be acquired as soon as possible.



PAGE FOUR

- 2. Help the Board decide whether to build a primary school on the former church property realizing that the idea first needs architectural evaluation.
- 3. Update the five-year enrollment estimates each two years.
- 4. Organize an annual conference addressing area and community changes. The conferees should include:
  - ...School district superintendent
  - ...County economic development director
  - ...School board president
  - ...Wamego chamber of commerce president
  - ...Wamego city manager

POPULATION ESTIMATES

Following are population estimates for Pottawatomie and Riley Counties by the Kansas University Institute for Policy and Social Research as published in the current Statistical Abstract of Kansas.

Year	Pottawatomie County	Riley County
2010	21,604	71,115
2015	22,793	72,296
2020	24,691	73,717
2025	26,332	74,524
2030	28,199	75,970
2035	30,141	79,063
2040	32,097	80,097

**FEASIBILITY OF TRANSFERRING DISTRICT  
AND SPECIAL EDUCATION OFFICES TO  
FACILITIES ON THE ST. BERNARD'S SITE**

**By**

**G. Kent Stewart  
Consultant  
Manhattan, Kansas**

**For**

**Board of Education  
Unified School District 320  
Wamego, Kansas**

**Denise O'Dea, Superintendent**

**October 13, 2014**

## TABLE OF CONTENTS

Chap. 1	Background and Objectives	1
Chap. 2	Available Spaces at St. Bernard's Site	2
	A. The 1992 Rectory	
	B. The 1960 Office/Education Building	
	C. The 1983 Parish Hall	
Chap. 3	Uses of Spaces at the Current Administrative Center	5
	A. Spaces Utilized by the School District Central Office	
	B. Spaces Utilized by the Special Education Co-operative	
Chap. 4	Recommended Space Utilization in the St. Bernard's Facilities	7
	A. The Rectory	
	C. The Education/Office Building	
	D. The Parish Hall	
Chap. 5	Recommended Architectural and Engineering Involvements	12
	A. Building Component Systems	
	B. Allocation of Space	
	C. Environmental Considerations	
	1. Spatial	
	2. Thermal	
	3. Visual	
	4. Acoustics	
	5. Equipment and Furnishings	
	D. Fire, Safety, and Security	
	E. Budget	
	F. Electronics	
Chap. 6	Suggested Timetable(s) for the Project	16

## CHAPTER ONE

### BACKGROUND AND OBJECTIVES

#### BACKGROUND

The St. Bernard's congregation constructed a new church and related facilities north of Highway 24 along Highway 99. The USD 320 Board of Education purchased the former church facilities (except the church building) consisting of the rectory, the education/office building, and the parish hall. A connecting corridor joins the latter two buildings.

The new church is already occupied and the education/office building and rectory are soon to be vacated. The parish hall is already vacant.

The Board of Education is moving its central office and special education office facilities to the newly acquired church properties. The moves need to be completed during June and July, 2015.

#### OBJECTIVES

The **primary** objective of this study is to determine the feasibility of moving the following personnel offices and special education classrooms to the newly acquired church facilities.

- District central offices
- Special education offices
- Two early childhood education rooms from Central School
- Two special education functions from West School - Parents as Teachers and Infants and Toddlers.

Once the feasibility of locating the above mentioned offices to the church facilities has been established, the **secondary** and equally important objective of this study is to provide basic instructions to architects and contractors who will plan and execute the modifications that will be needed at the church facilities.

**CHAPTER TWO  
AVAILABLE SPACES AT  
THE ST. BARNARD SITE**

**AVAILABLE SPACES ON THE ST. BARNARD'S SITE**

The three facilities to be assessed for use as office and related spaces are described briefly below. These facilities are located at 1006 West 8th Street.

**THE RECTORY**

The rectory fronts on the church parking lot and is accessible by driveway from Poplar Street. The site slopes to the north (toward the back of the house thus allowing for windows in the northwest rooms of the basement). The brick veneer home features a hip roof, thermo-pane windows, and neatly landscaped grounds. The first floor of the home includes the two-car garage, priest's study, living room, dining area, study, eat-in kitchen, utility room, master bedroom, master bath, and a half-bath. There is also an entry foyer and a screened porch accessible from the dining area of the living room.

The basement level of the rectory features two large and one small bedrooms, an open circulation area, a large unfinished room, and one bathroom. Overall, the rectory is a well-designed and apparently well-constructed dwelling house. According to church records, it was constructed in 1992, and is now 22 years old. A recent roof evaluation indicated the rectory needs re-roofing.

**EDUCATION/OFFICE BUILDING**

The education/office building is also referred to as the classroom building. It is a single story facility with a full basement. Constructed in 1960, it is now 54 years old and reflects not only construction materials and methods common in the 1950's, it also reflects a half-century of use. The main floor ceilings are eight feet and the basement ceilings are two inches under eight feet. The building is not a good place to house school students, but it is a very adequate facility for offices.

The interior ceilings and walls are painted drywall over joists and studding. The floors are carpeted. Windows have single pane glass and most are fitted with storm windows. The exterior is brick veneer.

The main access is from the parking lot (east door) and a south door at the end of a long interior corridor. The north entrance is east from the connecting corridor to the parish hall.

The single access/egress to the basement is by stairs adjacent to the lobby of the main east entry door.

Spaces on each floor of the building are listed below:

<u>Main Floor Rooms</u>	<u>Approximate Size</u>
Office/reception	13-6 X 20-2 272 Sq. Ft.
Office, SE corner	13-6 X 20-2 272 Sq. Ft.
Classroom 1, SW corner	13-4 X 20-2 272 Sq. Ft.
Classroom 2	13-4 X 20-2 272 Sq. Ft.
Classroom 3	13-4 X 18-8 247 Sq. Ft.
Classroom 4, NW corner	13-4 X 19-6 259 Sq. Ft.
Office, NE corner	13-6 X 18-6 250 Sq. Ft.
Copy	13-6 X 9-0 123 Sq. Ft.

\*Note: Approximate dimensions; verify size on site.

<u>Basement Floor Rooms</u>	<u>Approximate Size</u>
Large Classroom	27-0 X 31-6 850 Sq. Ft.
Mechanical	--- ---
Classroom (odd shape)	--- 200 Sq. Ft.
Classroom (NE corner)	13-0 X 19-6 253 Sq. Ft.
Classroom (SE corner)	12-0 X 19-6 234 Sq. Ft.
Classroom	12-0 X 13-0 156 Sq. Ft.
Toilet (under stairs)	--- ---

\*Note: Approximate dimensions; verify size on site.

The rooms are in reasonably good condition quite suitable for conversion to office spaces. Architectural evaluation is needed to assess advisability of partitioning to create offices. Floor to ceiling partitioning may adversely affect heating, ventilation, air-conditioning, lighting, and possibly entry and exit circulation. These potential problems are discussed in more detail in Chapters 4 and 5 of this report.

## PARISH HALL

The parish hall is oriented east/west and connected by short corridor to the north/south oriented office/education building. Constructed in 1983 and now 31 years old, it features 40' X 75' meeting room, a very nicely sized and fully outfitted kitchen, pantry, two store rooms, two toilet rooms, and a 460 square foot, 20 X 23 classroom. The main entry is from the east parking lot. It is a brick-veneer building with non-thermo-pane windows to the exterior. The large meeting room is suitable for two early childhood classrooms, but will require architectural evaluation and attention to planning probable modifications to heating, cooling, ventilation, egress, lighting, and specific safety requirements prescribed by current building codes.

The spaces in the parish hall are listed below:

<u>Rooms</u>	<u>Approximate Size</u>	
Classroom	20 X 23	460 Sq. Ft.
Toilet Male	---	---
Toilet Female	---	---
Storage	11-0 X 15-6	170 Sq. Ft.
Kitchen	19-6 X 20-0	390 Sq. Ft.
Pantry	9-6 X 19-6	185 Sq. Ft.
Entry Foyer	14-6 X 19-0	275 Sq. Ft.
Storage	14-6 X 20-0	290 Sq. Ft.
Main Hall	40 X 75	3000 Sq. Ft.

\*Note: Approximate dimensions; verify size on site.



**CHAPTER THREE  
USES OF SPACES AT CURRENT  
ADMINISTRATIVE CENTER**

The current administration center houses the school district central administration offices and the special education cooperative offices. The facility is located at 510 East Highway 24. The facility is plainly too small. The special education offices and personnel are particularly crowded.

The utilizations of spaces within the building are listed below:

<u>Central Office Personnel</u>	<u>Approximate Size</u>	
Entry/Reception	12 X 20	240 Sq. Ft.
Treasurer	12 X 16	192 Sq. Ft.
Clerk	12 X 12	144 Sq. Ft.
Copy Center, Web Master, Storage	Garage	1100+ Sq. Ft.
Work/Break Room	13.5 X 13.5	182 Sq. Ft.
Superintendent	16 X 16.5	180 Sq. Ft.
Human Resources	8 X 11	88 Sq. Ft.
Conference	11 X 13.5	150 Sq. Ft.
Instruction Services	10 X 15	150 Sq. Ft.

\*Note: The Board meets at the Middle School library.

<u>Special Education Co-op Personnel</u>	<u>Approximate Size</u>
Director	121 Sq. Ft.
Assistant Director	88 Sq. Ft.
Web Kids and Data Clerk	65 Sq. Ft.
Para Facilitators; Two facilitators and One Admin. Assistant	235 Sq. Ft.
School Psychologists (3)	110 Sq. Ft.
Files	55 Sq. Ft.
Storage and Media	750 Sq. Ft.
Social Workers (2)	25 Sq. Ft.

Special education personnel are working in crowded and awkward quarters; and some individuals are housed at the schools:

High School	Gifted educator
Middle School	Gifted educator
Central	Early Childhood

High School

Occupational and physical  
therapists (4)

West School

Infants and Toddlers and Parents  
as Teachers totaling six  
persons.

An audiologist and sign language teacher is also available as needed.

In addition to materials stored at the central office building, the special education cooperative also rents an off-site storage unit.

It is noteworthy that the psychologists, social workers, gifted facilitators, early childhood coordinator, therapists, and audiologists travel regularly from school-to-school in the co-op. None-the-less, these individuals need a home base where they can have a desk, chair, and bookcase. Small spaces are sufficient and can be shared since the persons spend almost all their time at various schools with special needs children ranging from profoundly handicapped to uncommonly gifted.

**CHAPTER FOUR**  
**RECOMMENDED SPACE UTILIZATION**  
**IN THE ST. BENARD'S FACILITIES**

Explained in this chapter are the recommended conversions of existing spaces (rooms) in the St. Benard's facilities to their planned new uses. The superintendent has sketches showing the recommended changes.

**RECTORY**

The school district central office personnel have toured the rectory and voiced preferences for new locations. The recommendations below indicate that those preferences could be respected.

It is recommended that the

- superintendent's office be located in the priest's study and that a conference table be provided for six to eight conferees, depending on the architect's judgment as to available space.
- clerk or conference room could be located in the north bedroom. (The clerk prefers the basement) A four-foot corridor needs to be constructed to make the bathroom accessible to personnel housed on the main floor. A coat closet can be constructed at the end of this new corridor.
- kitchen and breakfast area be left as is.
- living room and formal dining area be partitioned into two or three offices - reception, human resources, and the director of instruction. The more partitioning the more risk for disturbing heating and air-conditioning distribution. The human resources director prefers a basement location.
- garage be utilized to house the copy center and web master office. The web master office should be a partitioned room of about 9 feet by 12 feet or at least 8 feet by 10 feet. This leaves limited room for

printing, and virtually no room for paper storage. This function could be housed in the basement. Files and storage are better placed in the large unfurnished basement room, however, humidity must be carefully monitored and maintained.

- human resources director be housed in the main floor living room, however, that office could be located in the small bedroom in the basement.
- clerk, if not housed in the northwest upstairs bedroom, be housed in the basement in one of the bedrooms and the treasurer be housed in the other bedroom. This is more space than needed. Both offices could be housed by partitioning the larger bedroom. However, partitioning has risk of requiring additional ductwork for heat, air-conditioning, ventilation, and air return.

The foregoing description of space use reasonably respects preferences of personnel and requires the least new partitioning. As noted earlier, it is hoped that HVAC changes can be minimal. Also, ceiling mounted lighting will be necessary to illuminate offices. Installations will probably require surface mounted wire-mold in the basement. Accessible attic space will facilitate installation of needed additional ceiling lighting on the main level.

Additional duplex outlets will be needed on both levels. The electrical distribution breaker box may require heavy-up to accommodate additional energy requirements.

Painting as needed will need to follow current practice for office colors. Floor covering should not be disturbed except to accept plates for partitioning.

#### EDUCATION/OFFICE BUILDING

This building is to be used to house the special education offices listed in Chapter Three of this document, and the Parents as Teacher's program housed at West School. The education/office building has a so-called split foyer requiring

people entering the building to either ascend or short stairs to the main floor or descend a longer stairs to the basement level.

The law requires that young school children be housed in ground level rooms to assure easy egress from the building in case of an emergency requiring quick and safe exit from the building. In all probability, it will therefore be necessary to construct a ramp to the entry door. Rather than disturb the up/down stairs at the east entry, the ramp should be placed for entry through the south doors; and the first four rooms (consisting now of two rooms on each side of a corridor) become the Infant and Toddlers room. The corridor walls will need to be removed. If they are load-bearing walls, appropriate support will need to be constructed. This conversion provided more space than necessary thus adding to the adaptability of the three remaining classrooms for use by special education personnel.

The three rooms across from and north of the east entry stairs can be used as follows:

- The two northwest rooms can be utilized by the Director and Assistant Director of the special education cooperative.
- The northeast room can be utilized to house the Web Kids/Data Clerk.
- The small 9 X 13 room adjacent to the stairwell area used currently as a copy room can be left as is for use as a small auxiliary copy room.
- Other special education functions (offices) can be located in the basement level as follows:
  - Para facilitators (two facilitators and one administrative assistant) be housed in the two south classrooms.
  - The three psychologists and two social workers be housed in the middle two classrooms. Since these individuals spend considerable time in the schools, additional desk space can be provided for some special educators now housed at the schools as noted in Chapter Three of this report.
  - The large room (830 square feet) at the north end of the basement can be used for files, storage, and media materials

currently housed in a 750 square foot basement room at the school district administration building.

Note: The education/office building contains minimal duplex outlets and ceiling lighting. Additional outlets will be needed and heavy-up of the incoming service may be required. Also, most duplex outlets appear to be two-wire ungrounded.

#### PARISH HALL

The parish hall was opened in 1983. School district personnel desire to move the two early childhood classrooms at Central School to the parish hall. The large room is about 40 X 75 feet in size and contains about 3000 square feet of floor area. It is large enough for conversion to two rooms currently about 1200 square feet each. The small adjacent 20' X 23' classroom is suitable for faculty office and/or a place for small children to rest or nap as need occurs.

Of the two rooms that will result from partitioning the large room, the west room will require most attention to fire code requirements. Access to that room is by corridor and the fire code limits the length of corridor exits. This is a serious challenge that may be best met by making access to the west room from a new entry door accessible by a new walk along half the north side of the building.

The floor tile needs to be tested for asbestos and treated accordingly. A portion of the floor in each room will need to be carpeted.

Access to the toilet room may be modified for direct access rather than the current long hall access.

Wall and ceiling treatment will be determined as preliminary planning progresses. As mentioned earlier, fire code requirements may require that these rooms be equipped with sprinklers.

## ELECTRONICS

The telephone, computer, time, intercom, security, emergency lighting, alarm and similar required electronic systems will be planned by the architect, school district, and applicable code enforcement personnel when floor plan modifications are finalized for school board approval. This component of the overall project is also addressed at the close of Chapter Five that follows.

## **CHAPTER FIVE**

### **RECOMMENDED ARCHITECTURAL AND ENGINEERING INVOLVEMENT**

This chapter is actually an instruction to help guide the architect through the final planning of modifications to the church facilities. It addresses the changes described in the proceeding chapter of this report. It therefore applies to the rectory, education/office building, and the parish hall. The parish hall project will need special attention because it will house two early childhood classrooms. The other two facilities will house adults.

Architectural/engineering professionals will need to evaluate the major component systems of the three buildings to assure compatibility with their intended future uses.

#### **BUILDING COMPONENT SYSTEMS**

The several popularly recognized building component systems are:

1. Footings, foundation, basement, and floor slabs
2. Structure
3. Walls - interior and exterior
4. Roof, flashing soffit, rain gutters
5. Doors, windows including frames
6. Floors and ceilings
7. Mechanical system - heat, plumbing, and A/C
8. Electricity and electronics
9. Lighting fixtures
10. Fixed equipment and furnishings
11. Moveable equipment and furnishings
12. ADA/handicap accessibility
13. Energy management
14. Safety and security
15. Grounds, drives, walkways, and parking lots



Not all of the 15 systems require equal evaluation. Given the future use of the rectory and office/classroom building, the higher priority component evaluations are the mechanical and electrical systems including lighting fixtures. ADA requirements need to be evaluated carefully in relation to planned uses of the buildings. HVAC systems require evaluation according to the impact of new partitioning that may be installed. The architect will need to provide the school board information about various alternatives to permanent partitioning as a way to avoid costly changes to the lighting and HVAC systems.

The architect and school superintendent will decide together which existing furnishings will be used or replaced.

This conversion project involving three buildings is not envisioned to be a high dollar, costly project. Rather, with the exception of classroom use of the parish hall, the projects at the rectory and classroom/office building are expected to involve relatively simple modifications.

#### ENVIRONMENTAL CONSIDERATIONS

A school building has essentially five environments that when properly blended render the building very suitable for its intended use. These environments are discussed briefly below:

##### SPATIAL ENVIRONMENT

This environment addresses space, both area and volume. It is of most importance when designing a new building. Relative to this project, discretion as to area and volume is obviously limited.

##### THERMAL ENVIRONMENT

This environment embraces heating air-conditioning and ventilation. It may become a major challenge at the education/office building because of the location of probable partitions in relation to heating, air-conditioning, and return air vents. This is expected to be a lesser issue at the rectory; yet worthy of careful evaluation and attention.

The Board of Education is sensitive to costs concerning this project.

## VISUAL ENVIRONMENT

This environment involves light and color and requires careful attention because it impacts the ambiance of every room regardless of use. Existing colors at the rectory should be respected, but lighting may require modification. At the education/office building and parish hall, the architect may exercise broader discretion to create a visual environment appropriate to the new uses of space in these buildings.

## ACOUSTICS

Acoustics are important for this project for three reasons: first, some of the offices in the rectory require privacy for conversation. Examples are superintendent's office and the human resources (personnel) office. All occupants desire privacy and to respect that desire, partitions need to be floor to ceiling. The same needs for privacy to protect conversation are apparent for some occupants in the classroom/office building. The offices of the director and assistant director of special education are examples. The problem for architectural and engineering study is how to assure privacy without requiring expensive modifications to the heating, air-conditioning and ventilation, and electrical/lighting systems.

## EQUIPMENT AND FURNISHINGS

Except for the room in the rectory that is designed for the superintendent (now the priest's study), there is virtually no built-in furniture. The architect in consultation with the superintendent will need to determine need and location for built-in and movable furnishings. Virtually all existing office furniture including filing cabinets will be moved from the current district office building to the Catholic church site. However some additional furnishings may be needed. The superintendent and architect will make judgments about furniture and equipment as the project progresses.

Concerning the parish hall conversion to house early childhood education, furnishings and equipment in the rooms currently at Central School are very adequate and up-to-date. However, some fixed equipment will be necessary to properly outfit the new room(s).

**FIRE PROTECTION, SAFETY, AND SECURITY**

The architect is expected to be aware of all codes applicable to this project. Code requirements concerning offices in the rectory are different from those involving classrooms at the parish hall. Fire protection is a concern at the education/office building basement and security requires specific attention at the parish hall because of the young ages of children who will occupy this facility.

Electricity for the offices in the rectory and education/office building may require heavy-up. The uniqueness of this project and its diversity will require close involvement between local code authorities and the architect. For example, will an ungrounded duplex outlet in an office be approved as a "no equipment ground" outlet or will it need to be re-wired from the breaker box to the outlet? Another example involves the question of whether the classrooms developed in the parish hall have to be sprinkler equipped or can the building exits code requirements be met by a less costly choice? The superintendent and architect will need to maintain regular communication. A myriad of questions will occur as project planning and execution progresses. Most questions will be resolved at that level; others will need attention by the school board.

**BUDGET**

Unlike most capital improvement projects, the re-use of the rectory, education/office building, and parish hall project does not have a formal budget. That is one reason why the project may be phased as discussed in the chapter that follows. More importantly, the absence of a budget is not license for lack of attention to costs. Rather, it requires the architect to be alert to cost saving measures and to discuss these regularly with the school superintendent.

**CHAPTER SIX**

**SUGGESTED TIMETABLE**

This project may be phased over a two-year period. Phase One would involve conversions of the rectory and education/office building being completed Summer, 2015; and the parish hall conversion to two early childhood classrooms completed Summer, 2016.

Whether the conversions will be phased has not been determined nor has it been discussed by the school board. The decision will be driven by enrollment numbers in the lower grades and the cost of the conversions. Accordingly, the architect will need to supply cost estimates when the preliminary plans are presented to the school board.

**TIMETABLE**

Note: The asterisk(\*) indicates probability for a special meeting of the school board.

Architect interviews/appointment.	October, 2014 (*)
Preliminary plans and cost estimates.	December, 2014 (*)
Final plans presented/approved.	January, 2015
Plans to bidders.	January, 2015
Receive bids and award contract.	February, 2015
Begin modification/conversions.	March, 2015
Complete modifications/conversions.	June, 2015
Occupancy and move-ins.	June/July, 2015

When the architect presents preliminary plans and cost estimates in December, 2014, the school board will determine whether to include the parish hall conversions in the project or to complete that work for occupancy in June, 2016.

--End--



# USD 320 - Wamego Public Schools Board of Education

510 E. Highway 24  
Wamego, KS 66547  
[www.usd320.com](http://www.usd320.com)

Phone: (785) 456-7643  
Fax: (785) 456-8125

**Michele Johnson**  
*District 1*

**Richie Chrest**  
*District 2*

**Mark Bettencourt**  
*District 3*

**Amy Schwein**  
*District 4*

**Joe Steele**  
*District 5*

**Rob Adams**  
*District 6, Vice-President*

**Richard Weixelman**  
*At-Large, President*

**Denise O'Dea**  
*Superintendent*

**Kathryn Mayfield**  
*Clerk of the Board*

## BOARD OF EDUCATION SPECIAL MEETING MINUTES

Wamego Public Schools  
October 27, 2014, 7:00 p.m.

### 1. ROLL CALL / PLEDGE OF ALLEGIANCE (7:00 pm)

President Richard Weixelman called the special meeting of the USD 320 Board of Education to order at 7:00 p.m., Monday, October 27, 2014 at the Wamego Middle School. Members of the board present were Rob Adams, Mark Bettencourt, Richie Chrest, Michele Johnson, Joe Steele, and Richard Weixelman. Amy Schwein was not present.

Also in attendance were Superintendent Denise O'Dea, Clerk Kathryn Mayfield, Special Services Director Rebekah Helget, Special Services Assistant Director Sean Cochran, Director of Curriculum Dr. Mary Kaye Siebert, Central Elementary Principal Teri Dow, West Elementary Principal Amy Flinn, Wamego Middle School Principal Vici Jennings, Wamego High School Principal Tim Winter, Wamego High School Assistant Principal Dennis Charbonneau, Food Service Director Laura Fails, and Operations Director Larry Hannan. The meeting began with the Pledge of Allegiance led by board member Michele Johnson.

### 2. APPROVAL OF AGENDA (7:01 pm)

President Richard Weixelman stated that items #3 and #4 on the agenda would be switched in order – Item #3 will be BOE Policy KI, Item #4 will be Facilities Discussion. Joe Steele made a motion to approve the agenda as amended. Mark Bettencourt seconded. Motion carried 6-0.

### 3. BOE POLICY KI – ADVERTISING (7:02 pm)

General discussion regarding the advertising policy occurred. The board concurred that no change to the current policy (KI) needs to occur at this time.

### 4. FACILITIES DISCUSSION (7:08 pm)

General discussion occurred regarding the facilities reports provided by Dr. Stewart at the 10/13/2014 meeting. Dr. Stewart presented his findings after touring the old Catholic Church on the property scheduled for demolition by the Catholic Church.

Mark Bettencourt made a motion to pursue an alternative school use for the Catholic Church building located on our property. Rob Adams seconded. Motion carried 5-1; Richard Weixelman opposed. The board concurred that a letter needs to be drafted to the Archdiocese and be presented for review at the November meeting and directed the Superintendent to see that it occurs.

The Board expressed a desire to talk with bond counsel at the December meeting.

The Board called for a special meeting to be held on December 1, 2014 at 7:00 p.m. to review information and presentations from Design/Build Contractors/Architects pertaining to renovations to the education building, parish hall and rectory buildings.

At 8:30 p.m., a five minute recess was called.

**5. EXECUTIVE SESSION (8:35 pm)**

Richard Weixelman made a motion to go into executive session to have preliminary discussions about the acquisition of real property in order to protect the public interest in obtaining the property at a fair price and to return to open session at 8:50 p.m. Mark Bettencourt seconded. Motion carried 6-0. Meeting was recessed at 8:35 p.m. The Board invited the Superintendent into executive session. Meeting reconvened at 8:50 p.m.

**6. ADJOURN MEETING (8:50 pm)**

Mark Bettencourt made a motion to adjourn the meeting. Richard Weixelman seconded. Motion carried 6-0. Meeting was adjourned at 8:51 p.m.

---

Clerk of the Board

Date

CHECK NUMBER	CHE TYP	CHECK DATE	VENDOR	AMOUNT	INVOICE DESCRIPTION	PO NUMBER	ACCOUNT NUMBER
579180	R	10/15/2014	KSWLA	130.00	LOTUS HAZLETT registration for KS WORLD LANGUAGE CONFERENCE	21500063	026 E 2200 22 0002 600 00 321
Totals for 579180				130.00			
579181	R	10/15/2014	MONTGOMERY COMMUNICA	113.40	Wamego Tech Center Online Learning Lab advertising bill (Smoke Signal) for fall enrollment	21500068	012 E 2230 30 0000 410 00 650
Totals for 579181				113.40			
579182	R	10/15/2014	NCKMEA EXECUTIVE SEC	96.00	Audition registration for 15 students for the KMEA NC District band auditions on November 1st.	21500064	008 E 1000 54 0002 810 00 891
Totals for 579182				96.00			
579183	R	10/15/2014	ONAGA HERALD	54.00	Wamego Tech Center Online Learning Lab advertising bill for fall enrollment	21500067	012 E 2230 30 0000 410 00 650
Totals for 579183				54.00			
579184	R	10/15/2014	THYSSENKRUPP ELEVATO	395.08	Service contract for school elevators	171500187	008 E 2640 15 0000 700 00 430
579184	R	10/15/2014	THYSSENKRUPP ELEVATO	802.14	Service contract for school elevators	171500187	008 E 2640 15 0002 700 00 430
Totals for 579184				1,197.22			
579185	R	10/15/2014	WAMEGO CHAMBER OF CO	20.00	OCTOBER CHAMBER LUNCHEON	11500124	008 E 2410 17 0000 300 00 590
579185	R	10/15/2014	WAMEGO CHAMBER OF CO	10.00	OCTOBER CHAMBER LUNCHEON	11500124	012 E 1000 30 0000 500 00 580
Totals for 579185				30.00			
579186	R	10/16/2014	DELTA DENTAL	397.96	RETIREES	0 006 E 1000 11 0000 001 00 210	
579186	R	10/16/2014	DELTA DENTAL	3,507.52	Payroll accrual	0 006 L 8536 00 0000 000 00 000	
579186	R	10/16/2014	DELTA DENTAL	224.87	Payroll accrual	0 024 L 8536 00 0000 000 00 000	
579186	R	10/16/2014	DELTA DENTAL	508.73	Payroll accrual	0 013 L 8536 00 0000 000 00 000	
579186	R	10/16/2014	DELTA DENTAL	85.63	Payroll accrual	0 034 L 8536 00 0000 000 00 000	
579186	R	10/16/2014	DELTA DENTAL	153.56	Payroll accrual	0 007 L 8536 00 0000 000 00 000	
579186	R	10/16/2014	DELTA DENTAL	11.33	Payroll accrual	0 012 L 8536 00 0000 000 00 000	
579186	R	10/16/2014	DELTA DENTAL	26.51	Payroll accrual	0 028 L 8536 00 0000 000 00 000	
Totals for 579186				4,916.11			
579187	R	10/21/2014	FCCLA	75.00	Advisor Conference Fee for Tamela Biswell at FCCLA CLuster Meeting Nov. 13th-16th, 2014 in Little	111500044	008 E 1000 54 0002 810 00 891

CHECK NUMBER	CHE TYP	CHECK DATE	VENDOR	AMOUNT	INVOICE DESCRIPTION	PO NUMBER	ACCOUNT NUMBER
					Rock Arkansas. Approved by the school board on 10.13.14. Conference to be paid and received by FCCLA Nationals, 10.24.14		
			Totals for 579187	75.00			
579188	R	10/21/2014	JA SEXAUER	507.91	Plbg. supplies district wide	171500321	008 E 2690 55 0000 500 00 610
579188	R	10/21/2014	JA SEXAUER	507.91	Plbg. supplies district wide	171500321	008 E 2690 55 0002 500 00 610
579188	R	10/21/2014	JA SEXAUER	0.85	Plbg. supplies district wide	171500321	008 E 2690 55 0000 500 00 610
579188	R	10/21/2014	JA SEXAUER	0.85	Plbg. supplies district wide	171500321	008 E 2690 55 0002 500 00 610
			Totals for 579188	1,017.52			
579189	R	10/21/2014	KAHPERD	135.00	JOHN SCHMIDT CONVENTION REGISTRATION IN PITTSBURG END OF OCTOBER 2014	31500018	026 E 2200 22 0003 700 00 321
			Totals for 579189	135.00			
579190	R	10/21/2014	KANSAS GAS SERVICE	50.73	ADMIN. GAS	0 008 E 2510	17 0000 310 00 620
579190	R	10/21/2014	KANSAS GAS SERVICE	58.77	SCHOOL GAS - CENTRAL ELEM.	0 008 E 2620	54 0000 690 00 621
579190	R	10/21/2014	KANSAS GAS SERVICE	0.31	SCHOOL GAS - WMS	0 008 E 2620	54 0000 690 00 621
579190	R	10/21/2014	KANSAS GAS SERVICE	191.40	SCHOOL GAS - WHS	0 008 E 2620	54 0002 690 00 621
579190	R	10/21/2014	KANSAS GAS SERVICE	9.16	BUS BARN GAS	0 008 E 2620	54 0000 690 00 621
579190	R	10/21/2014	KANSAS GAS SERVICE	61.08	SCHOOL GAS - WEST ELEM.	0 008 E 2620	54 0000 690 00 621
			Totals for 579190	371.45			
579191	R	10/21/2014	KAW VALLEY EXTERMINA	848.40	Contracted Services	171500456	008 E 2640 55 0000 300 00 610
579191	R	10/21/2014	KAW VALLEY EXTERMINA	161.60	Contracted Services	171500456	008 E 2640 55 0002 300 00 610
			Totals for 579191	1,010.00			
579192	R	10/23/2014	CENTRAL NATIONAL BAN	85.94	CASE #14LM10	0 006 L 8532	00 0000 000 00 000
			Totals for 579192	85.94			
579193	R	10/23/2014	DELTA MANAGEMENT ASS	206.57	435572160	0 006 L 8532	00 0000 000 00 000
			Totals for 579193	206.57			
579194	R	10/23/2014	DIVERSIFIED COLLECTI	206.57	CASE #90011451136	0 006 L 8524	00 0000 000 00 000
			Totals for 579194	206.57			
579195	R	10/23/2014	KANSAS PAYMENT CENTE	721.00	Payroll accrual	0 006 L 8538	00 0000 000 00 000
579195	R	10/23/2014	KANSAS PAYMENT CENTE	0.00	Payroll accrual	0 024 L 8538	00 0000 000 00 000
			Totals for 579195	721.00			
579196	R	10/23/2014	MCPHERSON & MCVEY LA	137.71	CASE #10-LM-797	0 006 L 8532	00 0000 000 00 000
			Totals for 579196	137.71			
579197	R	10/23/2014	PERFORMANT RECOVERY	291.03	Case #917022837498	0 006 L 8524	00 0000 000 00 000
			Totals for 579197	291.03			
579198	R	10/23/2014	UNITED SCHOOL ADMINI	97.44	Payroll accrual	0 006 L 8548	00 0000 000 00 000



CHECK NUMBER	CHE TYP	CHECK DATE	VENDOR	AMOUNT	INVOICE DESCRIPTION	PO NUMBER	ACCOUNT NUMBER
Totals for 579198				97.44			
579199	R	10/23/2014	WAMEGO TEACHERS ASSO	-74.25	Payroll accrual	0 006 L	8522 00 0000 000 00 000
579199	R	10/23/2014	WAMEGO TEACHERS ASSO	2,691.58	Payroll accrual	0 006 L	8522 00 0000 000 00 000
579199	R	10/23/2014	WAMEGO TEACHERS ASSO	29.70	Payroll accrual	0 034 L	8522 00 0000 000 00 000
579199	R	10/23/2014	WAMEGO TEACHERS ASSO	360.09	Payroll accrual	0 013 L	8522 00 0000 000 00 000
579199	R	10/23/2014	WAMEGO TEACHERS ASSO	185.63	Payroll accrual	0 007 L	8522 00 0000 000 00 000
Totals for 579199				3,192.75			
579200	R	10/23/2014	AMERICAN FIDELITY AS	-108.33	Payroll accrual	0 006 L	8520 00 0000 000 00 000
579200	R	10/23/2014	AMERICAN FIDELITY AS	-45.00	Payroll accrual	0 013 L	8520 00 0000 000 00 000
579200	R	10/23/2014	AMERICAN FIDELITY AS	0.00	Payroll accrual	0 007 L	8520 00 0000 000 00 000
579200	R	10/23/2014	AMERICAN FIDELITY AS	5,385.47	Payroll accrual	0 006 L	8520 00 0000 000 00 000
579200	R	10/23/2014	AMERICAN FIDELITY AS	593.42	Payroll accrual	0 013 L	8520 00 0000 000 00 000
579200	R	10/23/2014	AMERICAN FIDELITY AS	66.67	Payroll accrual	0 034 L	8520 00 0000 000 00 000
579200	R	10/23/2014	AMERICAN FIDELITY AS	47.50	Payroll accrual	0 007 L	8520 00 0000 000 00 000
579200	R	10/23/2014	AMERICAN FIDELITY AS	1,943.76	Payroll accrual	0 006 L	8521 00 0000 000 00 000
579200	R	10/23/2014	AMERICAN FIDELITY AS	659.55	Payroll accrual	0 013 L	8521 00 0000 000 00 000
Totals for 579200				8,543.04			
579201	R	10/24/2014	AMERICAN FIDELITY AS	15.50	Payroll accrual	0 006 L	8556 00 0000 000 00 000
579201	R	10/24/2014	AMERICAN FIDELITY AS	15.50	Payroll accrual	0 013 L	8556 00 0000 000 00 000
579201	R	10/24/2014	AMERICAN FIDELITY AS	619.57	Payroll accrual	0 006 L	8562 00 0000 000 00 000
579201	R	10/24/2014	AMERICAN FIDELITY AS	149.93	Payroll accrual	0 013 L	8562 00 0000 000 00 000
579201	R	10/24/2014	AMERICAN FIDELITY AS	34.80	Payroll accrual	0 030 L	8562 00 0000 000 00 000
579201	R	10/24/2014	AMERICAN FIDELITY AS	1,095.83	Payroll accrual	0 006 L	8528 00 0000 000 00 000
579201	R	10/24/2014	AMERICAN FIDELITY AS	204.05	Payroll accrual	0 013 L	8528 00 0000 000 00 000
579201	R	10/24/2014	AMERICAN FIDELITY AS	59.66	Payroll accrual	0 024 L	8528 00 0000 000 00 000
579201	R	10/24/2014	AMERICAN FIDELITY AS	30.84	Payroll accrual	0 034 L	8528 00 0000 000 00 000
579201	R	10/24/2014	AMERICAN FIDELITY AS	-20.67	Payroll accrual	0 006 L	8557 00 0000 000 00 000
579201	R	10/24/2014	AMERICAN FIDELITY AS	2,755.58	Payroll accrual	0 006 L	8516 00 0000 000 00 000
579201	R	10/24/2014	AMERICAN FIDELITY AS	355.11	Payroll accrual	0 013 L	8516 00 0000 000 00 000
579201	R	10/24/2014	AMERICAN FIDELITY AS	61.60	Payroll accrual	0 024 L	8516 00 0000 000 00 000
579201	R	10/24/2014	AMERICAN FIDELITY AS	65.88	Payroll accrual	0 034 L	8516 00 0000 000 00 000
579201	R	10/24/2014	AMERICAN FIDELITY AS	39.75	Payroll accrual	0 007 L	8516 00 0000 000 00 000
579201	R	10/24/2014	AMERICAN FIDELITY AS	41.60	Payroll accrual	0 030 L	8516 00 0000 000 00 000
579201	R	10/24/2014	AMERICAN FIDELITY AS	43.20	Payroll accrual	0 028 L	8516 00 0000 000 00 000
579201	R	10/24/2014	AMERICAN FIDELITY AS	517.70	Payroll accrual	0 006 L	8519 00 0000 000 00 000
579201	R	10/24/2014	AMERICAN FIDELITY AS	96.80	Payroll accrual	0 013 L	8519 00 0000 000 00 000
579201	R	10/24/2014	AMERICAN FIDELITY AS	33.25	Payroll accrual	0 028 L	8519 00 0000 000 00 000
579201	R	10/24/2014	AMERICAN FIDELITY AS	110.77	Payroll accrual	0 006 L	8567 00 0000 000 00 000
579201	R	10/24/2014	AMERICAN FIDELITY AS	14.35	Payroll accrual	0 013 L	8567 00 0000 000 00 000

CHECK NUMBER	CHE TYP	CHECK DATE	VENDOR	AMOUNT	INVOICE DESCRIPTION	PO NUMBER	ACCOUNT NUMBER								
579201	R	10/24/2014	AMERICAN FIDELITY AS	53.52	Payroll accrual		0 006 L 8528	00	0000	000	00	000			
579201	R	10/24/2014	AMERICAN FIDELITY AS	3.00	Payroll accrual		0 013 L 8528	00	0000	000	00	000			
579201	R	10/24/2014	AMERICAN FIDELITY AS	7.56	Payroll accrual		0 034 L 8528	00	0000	000	00	000			
Totals for 579201				6,404.68											
579202	R	10/24/2014	FIDELITY INVESTMENTS	275.00	RETIREE		0 006 E 1000	11	0000	000	00	219			
579202	R	10/24/2014	FIDELITY INVESTMENTS	5,679.17	Payroll accrual		0 006 L 8507	00	0000	000	00	000			
579202	R	10/24/2014	FIDELITY INVESTMENTS	70.00	Payroll accrual		0 013 L 8507	00	0000	000	00	000			
579202	R	10/24/2014	FIDELITY INVESTMENTS	165.83	Payroll accrual		0 024 L 8507	00	0000	000	00	000			
579202	R	10/24/2014	FIDELITY INVESTMENTS	67.74	Payroll accrual		0 006 L 8507	00	0000	000	00	000			
579202	R	10/24/2014	FIDELITY INVESTMENTS	29.03	Payroll accrual		0 013 L 8507	00	0000	000	00	000			
579202	R	10/24/2014	FIDELITY INVESTMENTS	250.00	Payroll accrual		0 006 L 8507	00	0000	000	00	000			
579202	R	10/24/2014	FIDELITY INVESTMENTS	50.00	Payroll accrual		0 013 L 8507	00	0000	000	00	000			
579202	R	10/24/2014	FIDELITY INVESTMENTS	925.00	Payroll accrual		0 006 L 8507	00	0000	000	00	000			
579202	R	10/24/2014	FIDELITY INVESTMENTS	65.00	Payroll accrual		0 013 L 8507	00	0000	000	00	000			
579202	R	10/24/2014	FIDELITY INVESTMENTS	40.00	Payroll accrual		0 007 L 8507	00	0000	000	00	000			
579202	R	10/24/2014	FIDELITY INVESTMENTS	1,330.43	Payroll accrual		0 013 L 8507	00	0000	000	00	000			
Totals for 579202				8,947.20											
579203	R	10/24/2014	VISION CARE DIRECT	752.26	Payroll accrual		0 006 L 8529	00	0000	000	00	000			
579203	R	10/24/2014	VISION CARE DIRECT	130.04	Payroll accrual		0 013 L 8529	00	0000	000	00	000			
579203	R	10/24/2014	VISION CARE DIRECT	125.59	Payroll accrual		0 024 L 8529	00	0000	000	00	000			
579203	R	10/24/2014	VISION CARE DIRECT	28.85	Payroll accrual		0 034 L 8529	00	0000	000	00	000			
579203	R	10/24/2014	VISION CARE DIRECT	17.47	Payroll accrual		0 007 L 8529	00	0000	000	00	000			
579203	R	10/24/2014	VISION CARE DIRECT	8.32	Payroll accrual		0 012 L 8529	00	0000	000	00	000			
Totals for 579203				1,062.53											
579204	R	10/28/2014	CDW-G	255.00	ADMIN LAPTOP UPGRADES DO, DC, TD, KM, AF	11500064	016 E 2200	19	0000	560	00	730			
579204	R	10/28/2014	CDW-G	170.00	ADMIN LAPTOP UPGRADES DO, DC, TD, KM, AF	11500064	016 E 2300	19	0000	600	00	730			
579204	R	10/28/2014	CDW-G	2,291.97	ADMIN LAPTOP UPGRADES DO, DC, TD, KM, AF	11500064	016 E 2200	19	0000	560	00	730			
579204	R	10/28/2014	CDW-G	1,527.99	ADMIN LAPTOP UPGRADES DO, DC, TD, KM, AF	11500064	016 E 2300	19	0000	600	00	730			
Totals for 579204				4,244.96											
579205	R	10/28/2014	CRA PAYMENT CENTER	120.10	Land Pride Mower (previously only paid labor charge)	171500317	008 E 2630	55	0000	202	00	430			
579205	R	10/28/2014	CRA PAYMENT CENTER	165.24	Routine maintenance of grounds equipment	171500474	008 E 2630	55	0000	200	00	610			
579205	R	10/28/2014	CRA PAYMENT CENTER	31.48	Routine maintenance of grounds equipment	171500474	008 E 2630	55	0002	200	00	610			

CHECK NUMBER	CHE TYP	CHECK DATE	VENDOR	AMOUNT	INVOICE DESCRIPTION	PO NUMBER	ACCOUNT NUMBER
			Totals for 579205	316.82			
579206	R	10/28/2014	EBACKPACK INC	2,550.00	EBACKPACK RENEWAL FOR WHS	21500009	008 E 2586 14 0002 100 00 350
			Totals for 579206	2,550.00			
579207	R	10/28/2014	EMC INSURANCE COMPAN	1,524.55	EMPLOYEE WC DEDUCTIBLES	0	008 E 2575 17 0000 400 00 529
			Totals for 579207	1,524.55			
579208	R	10/28/2014	FOLLETT LIBRARY RESO	3,225.14	Quote ID 8017458 Customer # 1500839 List# 10915930 Central 9/10/2014 # of books 303--Replacement tittles, Book Series, Continuations and Updates For Student Checkout. Free shipping and Handling.	51500015	008 E 2220 53 0005 510 00 641
			Totals for 579208	3,225.14			
579209	R	10/28/2014	GLENN'S MUSIC	196.00	Repairs on school instruments to get them playable	21500085	008 E 1000 54 0002 620 00 610
579209	R	10/28/2014	GLENN'S MUSIC	59.50	Repairs on school instruments to get them playable	21500085	008 E 1000 54 0002 620 00 610
579209	R	10/28/2014	GLENN'S MUSIC	59.50	repairs on school instruments to get them playable	21500085	008 E 1000 54 0002 620 00 610
			Totals for 579209	315.00			
579210	R	10/28/2014	INTEGRATED SOLUTIONS	562.40	FIBER CONNECTORS AND CABLES FOR MAINTENANCE FACILITY	11500087	016 E 2300 19 0000 600 00 730
			Totals for 579210	562.40			
579211	R	10/28/2014	KANSAS SCHOOL FOR TH	680.40	ATU Program. Lease of equipment for student needing auditory equipment.	51500028	013 E 2100 75 0000 141 00 320
			Totals for 579211	680.40			
579212	R	10/28/2014	KATE	150.00	Lori Stratton: Registration fees for the annual Conference	21500049	026 E 2200 22 0002 600 00 321
			Totals for 579212	150.00			
579213	R	10/28/2014	KSDE	60.00	CATHY WOODYARD Kansas Teacher  of the Year Program Leadership Conference NOV 21-22	41500030	026 E 2200 22 0000 500 00 321
579213	R	10/28/2014	KSDE	60.00	MICHAEL PETERMANN KANSAS TEACHER OF YEAR Leadership Conference Nov 21-22	31500025	026 E 2200 22 0003 700 00 321

CHECK NUMBER	CHE TYP	CHECK DATE	VENDOR	AMOUNT	INVOICE DESCRIPTION	PO NUMBER	ACCOUNT NUMBER
			Totals for 579213	120.00			
579214	R	10/28/2014	KSU GLOBAL CAMPUS	95.00	AMY FLINN - KELI Professional Learning for Principals Workshop--Assessment of Student Progress	41500028	026 E 2200 22 0004 800 00 321
			Totals for 579214	95.00			
579215	V	10/28/2014	LICHTENHAN ACE HARDW	-18.91	Art Supplies for Photography Pinhole cameras -	21500015	034 E 1000 26 0002 400 00 610
579215	R	10/28/2014	LICHTENHAN ACE HARDW	18.91	Art Supplies for Photography Pinhole cameras -	21500015	034 E 1000 26 0002 400 00 610
			Totals for 579215	0.00			
579216	R	10/28/2014	NCKMEA EXECUTIVE SEC	192.00	WAMEGO Audition Fees	21500080	008 E 1000 54 0002 810 00 891
			Totals for 579216	192.00			
579217	R	10/28/2014	PUR-O-ZONE CHEMICAL	199.83	Repairs to carpet cleaning machine at WMS	171500230	008 E 2620 55 0000 110 00 430
			Totals for 579217	199.83			
579218	R	10/28/2014	SENSENEY MUSIC INC	17.89	Rubank books for District Band auditions- this is a one time purchase since they are starting recorded auditions for Middle Level bands for the first time this year	21500084	008 E 1000 54 0002 620 00 610
579218	R	10/28/2014	SENSENEY MUSIC INC	50.00	Saxophone and clarinet repairs to get school instruments in playing condition for student use	21500083	008 E 1000 54 0002 620 00 610
579218	R	10/28/2014	SENSENEY MUSIC INC	114.25	Saxophone and clarinet repairs to get school instruments in playing condition for student use	21500083	008 E 1000 54 0002 620 00 610
579218	R	10/28/2014	SENSENEY MUSIC INC	21.85	Rubank books for District Band auditions- this is a one time purchase since they are starting recorded auditions for Middle Level bands for the first time this year	21500084	008 E 1000 54 0002 620 00 610
579218	C	10/28/2014	SENSENEY MUSIC INC	0.00			
			Totals for 579218	203.99			
579219	R	10/28/2014	WAMEGO HIGH SCHOOL	78.55	REIMBURSEMENT TO GENERAL FUND	21500072	008 E 1000 54 0002 810 00 891

CHECK NUMBER	CHE TYP	CHECK DATE	VENDOR	AMOUNT	INVOICE DESCRIPTION	PO NUMBER	ACCOUNT NUMBER
					ACCOUNT FOR DEPOSIT SLIPS FOR STUDENT ACTIVITY ACCOUNT.		
Totals for 579219					78.55		
579220	R	10/28/2014	WATERS TRUE VALUE HA	14.99	Past Invoices for West	171500488	008 E 2690 55 0000 500 00 610
579220	R	10/28/2014	WATERS TRUE VALUE HA	22.47	Items for percussion repairs and field marking	21500081	008 E 1000 54 0002 620 00 610
579220	R	10/28/2014	WATERS TRUE VALUE HA	24.38	Items for percussion repairs and field marking	21500081	008 E 1000 54 0002 620 00 610
579220	R	10/28/2014	WATERS TRUE VALUE HA	13.98	Items for percussion repairs and field marking	21500081	008 E 1000 54 0002 620 00 610
579220	R	10/28/2014	WATERS TRUE VALUE HA	5.98	Past Invoices for Middle School	171500489	008 E 2690 55 0000 500 00 610
579220	R	10/28/2014	WATERS TRUE VALUE HA	21.98	Past Invoices for Middle School	171500489	008 E 2690 55 0000 500 00 610
579220	R	10/28/2014	WATERS TRUE VALUE HA	26.47	Past Invoices for Middle School	171500489	008 E 2690 55 0000 500 00 610
579220	R	10/28/2014	WATERS TRUE VALUE HA	27.47	Past Invoices for Middle School	171500489	008 E 2690 55 0000 500 00 610
579220	R	10/28/2014	WATERS TRUE VALUE HA	16.67	Past Invoices for Middle School	171500489	008 E 2690 55 0000 500 00 610
579220	R	10/28/2014	WATERS TRUE VALUE HA	9.98	Past Invoices for Middle School	171500489	008 E 2690 55 0000 500 00 610
579220	R	10/28/2014	WATERS TRUE VALUE HA	7.98	Past Invoices for Middle School	171500489	008 E 2690 55 0000 500 00 610
579220	R	10/28/2014	WATERS TRUE VALUE HA	3.72	Past Invoices for High School	171500490	008 E 2690 55 0002 500 00 610
579220	R	10/28/2014	WATERS TRUE VALUE HA	3.29	Past Invoices for Middle School	171500489	008 E 2690 55 0000 500 00 610
579220	R	10/28/2014	WATERS TRUE VALUE HA	21.93	Past Invoices for High School	171500490	008 E 2690 55 0002 500 00 610
579220	R	10/28/2014	WATERS TRUE VALUE HA	13.78	Past Invoices for High School	171500490	008 E 2690 55 0002 500 00 610
579220	R	10/28/2014	WATERS TRUE VALUE HA	2.79	Past Invoices for Middle School	171500489	008 E 2690 55 0000 500 00 610
579220	R	10/28/2014	WATERS TRUE VALUE HA	3.72	Past Invoices for High School	171500490	008 E 2690 55 0002 500 00 610
579220	R	10/28/2014	WATERS TRUE VALUE HA	22.97	Past Invoices for High School	171500490	008 E 2690 55 0002 500 00 610
579220	R	10/28/2014	WATERS TRUE VALUE HA	21.97	Past Invoices for Middle School	171500489	008 E 2690 55 0000 500 00 610
579220	R	10/28/2014	WATERS TRUE VALUE HA	9.66	Past Invoices for High School	171500490	008 E 2690 55 0002 500 00 610
579220	R	10/28/2014	WATERS TRUE VALUE HA	8.49	Past Invoices for West	171500488	008 E 2690 55 0000 500 00 610
579220	R	10/28/2014	WATERS TRUE VALUE HA	10.99	Past Invoices for High School	171500490	008 E 2690 55 0002 500 00 610
579220	R	10/28/2014	WATERS TRUE VALUE HA	19.77	Past Invoices for High School	171500490	008 E 2690 55 0002 500 00 610

CHECK NUMBER	CHE TYP	CHECK DATE	VENDOR	AMOUNT	INVOICE	PO ACCOUNT	
					DESCRIPTION	NUMBER	NUMBER
579220	R	10/28/2014	WATERS TRUE VALUE HA	1.59	Past Invoices for West	171500488	008 E 2690 55 0000 500 00 610
579220	R	10/28/2014	WATERS TRUE VALUE HA	13.98	Past Invoices for West	171500488	008 E 2690 55 0000 500 00 610
579220	R	10/28/2014	WATERS TRUE VALUE HA	22.98	Past Invoices for West	171500488	008 E 2690 55 0000 500 00 610
579220	R	10/28/2014	WATERS TRUE VALUE HA	15.98	Past Invoices for West	171500488	008 E 2690 55 0000 500 00 610
579220	R	10/28/2014	WATERS TRUE VALUE HA	14.07	Past Invoices for West	171500488	008 E 2690 55 0000 500 00 610
579220	R	10/28/2014	WATERS TRUE VALUE HA	31.91	Tools for Truck #27	171500491	008 E 2720 56 0000 110 00 890
579220	R	10/28/2014	WATERS TRUE VALUE HA	6.08	Tools for Truck #27	171500491	008 E 2720 56 0002 110 00 890
579220	R	10/28/2014	WATERS TRUE VALUE HA	24.48	Past Invoice for Central	171500487	008 E 2690 55 0000 500 00 610
579220	C	10/28/2014	WATERS TRUE VALUE HA	0.00			
579220	C	10/28/2014	WATERS TRUE VALUE HA	0.00			
			Totals for 579220	466.50			
579221	R	10/29/2014	CRA PAYMENT CENTER	16.00	Chain sharpening for 2 chainsaws	171500522	008 E 2630 55 0000 202 00 430
579221	R	10/29/2014	CRA PAYMENT CENTER	10.76	02917 PO #171500317	0	008 E 2630 55 0000 202 00 430
			Totals for 579221	26.76			
579222	R	10/29/2014	KSU GLOBAL CAMPUS	90.00	EDUC LEADERSHIP INST Professional Learning for Principals for VICI JENNINGS	31500026	026 E 2200 22 0003 700 00 321
			Totals for 579222	90.00			
579223	R	10/29/2014	WATERS TRUE VALUE HA	18.91	Art Supplies for Photography Pinhole cameras -	21500015	034 E 1000 26 0002 400 00 610
			Totals for 579223	18.91			
579224	R	10/30/2014	LINCOLN NATIONAL LIF	130.53	Payroll accrual	0	006 L 8566 00 0000 000 00 000
			Totals for 579224	130.53			
579225	R	10/30/2014	TEXAS LIFE	950.43	Payroll accrual	0	006 L 8513 00 0000 000 00 000
579225	R	10/30/2014	TEXAS LIFE	97.25	Payroll accrual	0	013 L 8513 00 0000 000 00 000
579225	R	10/30/2014	TEXAS LIFE	42.18	Payroll accrual	0	024 L 8513 00 0000 000 00 000
579225	R	10/30/2014	TEXAS LIFE	26.43	Payroll accrual	0	028 L 8513 00 0000 000 00 000
579225	R	10/30/2014	TEXAS LIFE	20.03	Payroll accrual	0	007 L 8513 00 0000 000 00 000
			Totals for 579225	1,136.32			
579226	R	10/30/2014	COVENTRY HEALTH & LI	1,375.00	RETIREES HEALTH INSURANCE	0	006 E 1000 11 0000 001 00 213
579226	R	10/30/2014	COVENTRY HEALTH & LI	4,824.76	RETIREES HEALTH INSURANCE	0	006 E 1000 11 0000 001 00 210
579226	R	10/30/2014	COVENTRY HEALTH & LI	-237.92	Payroll accrual	0	006 L 8546 00 0000 000 00 000
579226	R	10/30/2014	COVENTRY HEALTH & LI	11,450.04	Payroll accrual	0	006 L 8546 00 0000 000 00 000
579226	R	10/30/2014	COVENTRY HEALTH & LI	589.66	Payroll accrual	0	013 L 8546 00 0000 000 00 000
579226	R	10/30/2014	COVENTRY HEALTH & LI	770.60	Payroll accrual	0	034 L 8546 00 0000 000 00 000
579226	R	10/30/2014	COVENTRY HEALTH & LI	132.20	Payroll accrual	0	007 L 8546 00 0000 000 00 000
579226	R	10/30/2014	COVENTRY HEALTH & LI	81.23	Payroll accrual	0	024 L 8546 00 0000 000 00 000
579226	R	10/30/2014	COVENTRY HEALTH & LI	81.23	Payroll accrual	0	028 L 8546 00 0000 000 00 000

CHECK NUMBER	CHE TYP	CHECK DATE	VENDOR	AMOUNT	INVOICE DESCRIPTION	PO NUMBER	ACCOUNT NUMBER
579226	R	10/30/2014	COVENTRY HEALTH & LI	49.82	Payroll accrual	0 012 L	8546 00 0000 000 00 000
579226	R	10/30/2014	COVENTRY HEALTH & LI	40,276.56	Payroll accrual	0 006 L	8547 00 0000 000 00 000
579226	R	10/30/2014	COVENTRY HEALTH & LI	353.56	Payroll accrual	0 024 L	8547 00 0000 000 00 000
579226	R	10/30/2014	COVENTRY HEALTH & LI	4,628.46	Payroll accrual	0 013 L	8547 00 0000 000 00 000
579226	R	10/30/2014	COVENTRY HEALTH & LI	1,194.23	Payroll accrual	0 034 L	8547 00 0000 000 00 000
579226	R	10/30/2014	COVENTRY HEALTH & LI	1,037.96	Payroll accrual	0 007 L	8547 00 0000 000 00 000
579226	R	10/30/2014	COVENTRY HEALTH & LI	353.56	Payroll accrual	0 028 L	8547 00 0000 000 00 000
579226	R	10/30/2014	COVENTRY HEALTH & LI	77.78	Payroll accrual	0 012 L	8547 00 0000 000 00 000
			Totals for 579226	67,038.73			
579227	R	10/31/2014	KBEA	140.00	KBEA Convention in Wichita, KS October 16-17, 2014 Payment name and address are as follow for KBEA Convention: Debra Kidd Manhattan High School 2100 Poyntz Ave. Manhattan, KS 66502	31500023	026 E 2200 22 0003 700 00 321
			Totals for 579227	140.00			
579228	R	10/31/2014	KSDE	30.00	Sept. 22nd J. Steinbacher CTE Drive In conference registration fee	111500051	026 E 2200 22 0002 650 00 321
			Totals for 579228	30.00			
579229	R	10/31/2014	WAMEGO HIGH SCHOOL	230.00	Reimbursement to IPCA Account for: Meals at NCKL Meeting \$30.00 and Payment to Wabaunsee High for Jared Estes Assembly \$200.00	21500090	008 E 1000 54 0002 810 00 891
			Totals for 579229	230.00			
579230	R	11/03/2014	POTTAWATOMIE COUNTY	10.00	FEE TO REGISTER NEW FOOD TRUCK	0 008 E	2720 56 0000 110 00 890
			Totals for 579230	10.00			
579231	R	11/10/2014	ACE HARDWARE	46.99	WAMEGO HIGH SCHOOL PHYSICAL EDUCATION DEPARTMENT EQUIPMENT ORDER 2014: ACE HARDWARE MANHATTAN, KS WILL PICK UP EQUIPMENT MYSELF	21500076	008 E 1000 54 0002 740 00 610
			Totals for 579231	46.99			
579232	R	11/10/2014	AMAZON/SYNCHRONY BAN	100.41	Native American Picture Books from Amazon (3 copies of each	41500018	055 E 1000 27 0000 350 00 610

CHECK NUMBER	CHE TYP	CHECK DATE	VENDOR	AMOUNT	INVOICE DESCRIPTION	PO NUMBER	ACCOUNT NUMBER
					title) American Indian Cultures by Ann Weil and Charlotte Cuillain = \$8.09 <a href="http://www.amazon.com/American-Indian-Cultures-Global/dp/1432967908/ref=sr_1_1?ie=UTF8&amp;qid=1411747675&amp;sr=8-1&amp;keywords=american+indian+cultures+ann+weil">http://www.amazon.com/American-Indian-Cultures-Global/dp/1432967908/ref=sr_1_1?ie=UTF8&amp;qid=1411747675&amp;sr=8-1&amp;keywords=american+indian+cultures+ann+weil</a> Morning Girl by Michael Dorris = \$4.50 <a href="http://www.amazon.com/Morning-Girl-Michael-Dorris/dp/078681358X/ref=sr_1_1?ie=UTF8&amp;qid=1411747972&amp;sr=8-1&amp;keywords=michael+Dorris">http://www.amazon.com/Morning-Girl-Michael-Dorris/dp/078681358X/ref=sr_1_1?ie=UTF8&amp;qid=1411747972&amp;sr=8-1&amp;keywords=michael+Dorris</a> Early American Indian Tribes = \$7.16 <a href="http://www.amazon.com/Early-American-Indian-Tribes-America/dp/0743987446/ref=sr_1_1?ie=UTF8&amp;qid=1411748027&amp;sr=8-1&amp;keywords=early+American+Indian+Tribes+marie+patterson">http://www.amazon.com/Early-American-Indian-Tribes-America/dp/0743987446/ref=sr_1_1?ie=UTF8&amp;qid=1411748027&amp;sr=8-1&amp;keywords=early+American+Indian+Tribes+marie+patterson</a> American Indian Families by jay miller = \$2.00 <a href="http://www.amazon.com/American-Indian-Families-True-Books/dp/0516260898/ref=sr_1_1?ie=UTF8&amp;qid=1411748577&amp;sr=8-1&amp;keywords=American+Indian+Families+by+jay+miller">http://www.amazon.com/American-Indian-Families-True-Books/dp/0516260898/ref=sr_1_1?ie=UTF8&amp;qid=1411748577&amp;sr=8-1&amp;keywords=American+Indian+Families+by+jay+miller</a> Spider Spins a Story: Fourteen Legends From Native Americans by Jill Max = \$8.06/each <a href="http://www.amazon.com/Spider-Spins-Story-Fourteen-Legends/dp/087358936X">http://www.amazon.com/Spider-Spins-Story-Fourteen-Legends/dp/087358936X</a>		
579232	R	11/10/2014	AMAZON/SYNCHRONY BAN	100.36	Books for Math Lab	31500024	008 E 1000 54 0003 241 00 610
					Amazon.com		
579232	R	11/10/2014	AMAZON/SYNCHRONY BAN	81.94	Red Ribbon Week	51500021	013 E 2100 75 0000 141 00 320



CHECK NUMBER	CHE TYP	CHECK DATE	VENDOR	AMOUNT	INVOICE DESCRIPTION	PO NUMBER	ACCOUNT NUMBER
					http://www.amazon.com/Mustache -Stickers-Moustache-Party-Favo r/dp/B00DF9CMGS/ref=sr_1_1?ie= UTF8&qid=1412006734&sr=8-1&key words=mustache+stickers Mustache Stickers - 200 Pc Moustache Party Favor (2 Rolls) - toyco \$4.50 - Quantity: 9 Toy - New Sold by: Number 1 In Service http://www.amazon.com/gp/produ ct/B0010W49K4/ref=ox_sc_act_ti tle_2?ie=UTF8&psc=1&smid=A2P5I 4NW0QQAX1 * Self Adhesive Mustaches Set - Fake Costume Halloween - 3 Count (Packs of 12) - Fun Express \$5.10 - Quantity: 8 Toy - New Sold by: Think Fast		
579232	R	11/10/2014	AMAZON/SYNCHRONY BAN	236.13	51 Instructional items for Central Elementary Library	51500022	055 E 1000 27 0000 400 00 610
579232	R	11/10/2014	AMAZON/SYNCHRONY BAN	236.13	51 Instructional items for Central Elementary Library	51500022	008 E 1000 53 0005 601 00 610
579232	R	11/10/2014	AMAZON/SYNCHRONY BAN	28.91	buying supplies for life skills coffee shop, classroom, and weightlifting class. Will come out of life skills budget. amazon.com	21500044	008 E 1000 54 0002 800 00 610
579232	R	11/10/2014	AMAZON/SYNCHRONY BAN	4.99	COMPUTER MOUSE EXTENSION CABLE: WOLFGANG	11500120	008 E 2510 17 0000 320 00 610
579232	R	11/10/2014	AMAZON/SYNCHRONY BAN	14.30	Miscellaneous hardcover and paperback books to teach our integrated ELA units	81500011	055 E 1000 27 0000 400 00 610
579232	C	11/10/2014	AMAZON/SYNCHRONY BAN	0.00			
579232	C	11/10/2014	AMAZON/SYNCHRONY BAN	0.00			
579232	C	11/10/2014	AMAZON/SYNCHRONY BAN	0.00			
579232	C	11/10/2014	AMAZON/SYNCHRONY BAN	0.00			
			Totals for 579232	803.17			
579233	R	11/10/2014	APPLE, INC	198.00	CTE 2014-2015 Perkins	111500019	034 E 1000 26 0002 340 00 730

CHECK NUMBER	CHE TYP	CHECK DATE	VENDOR	AMOUNT	INVOICE DESCRIPTION	PO NUMBER	ACCOUNT NUMBER
					Approved Equipment for: Restraunt and Event Management Pathway Cindy Please order once reguisitions have been approved. Please have shipped to my attention at Wamego High School for tracking purposes. Thanks!		
579233	R	11/10/2014	APPLE, INC	38.00	CTE 2014-2015 Perkins	111500019	034 E 1000 26 0002 340 00 730
					Approved Equipment for: Restraunt and Event Management Pathway Cindy Please order once reguisitions have been approved. Please have shipped to my attention at Wamego High School for tracking purposes. Thanks!		
579233	C	11/10/2014	APPLE, INC	0.00			
			Totals for 579233	236.00			
579234	R	11/10/2014	ASCD	43.00	Book for Foundations class	31500030	026 E 2200 22 0003 710 00 640
			Totals for 579234	43.00			
579235	R	11/10/2014	ATHCO, LLC	485.00	Repair to basketball goal at WMS	171500466	008 E 2690 55 0000 400 00 610
579235	R	11/10/2014	ATHCO, LLC	3,600.00	Repair basketball goals at WMS	171500092	016 E 1000 19 0000 500 00 730
579235	R	11/10/2014	ATHCO, LLC	5,650.00	Repair and service of 13 basketball goals in WHS.	171500093	016 E 1000 19 0000 500 00 730
579235	R	11/10/2014	ATHCO, LLC	1,800.00	Basketball goal service @ West Elementary	171500091	016 E 1000 19 0000 500 00 730
579235	R	11/10/2014	ATHCO, LLC	1,800.00	Service call for basketball goals at Central Elementary	171500094	016 E 1000 19 0000 500 00 730
			Totals for 579235	13,335.00			
579236	R	11/10/2014	AUTO CLINIC PARTS ST	2.65	Fuel filter for Cushman	171500535	008 E 2630 55 0000 202 00 430
579236	R	11/10/2014	AUTO CLINIC PARTS ST	92.50	Repair of Kiavac - Middle School	171500529	008 E 2620 55 0000 110 00 430
579236	R	11/10/2014	AUTO CLINIC PARTS ST	70.87	Supplies to repair cushman	171500532	008 E 2630 55 0000 202 00 430
579236	R	11/10/2014	AUTO CLINIC PARTS ST	29.74	Parts for Cushman & items for	171500534	008 E 2620 55 0000 100 00 610

CHECK NUMBER	CHE TYP	CHECK DATE	VENDOR	AMOUNT	INVOICE	PO ACCOUNT	
					DESCRIPTION	NUMBER	NUMBER
					shop		
579236	R	11/10/2014	AUTO CLINIC PARTS ST	5.67	Parts for Cushman & items for	171500534	008 E 2620 55 0002 100 00 610
					shop		
579236	R	11/10/2014	AUTO CLINIC PARTS ST	6.97	Battery for Middle School &	171500545	008 E 2630 55 0000 202 00 430
					Oring Kit for Kubota		
579236	R	11/10/2014	AUTO CLINIC PARTS ST	128.47	Battery for Middle School &	171500545	008 E 2620 55 0000 110 00 430
					Oring Kit for Kubota		
579236	R	11/10/2014	AUTO CLINIC PARTS ST	4.53	Flashlight	171500543	008 E 2720 56 0000 110 00 890
579236	R	11/10/2014	AUTO CLINIC PARTS ST	0.86	Flashlight	171500543	008 E 2720 56 0002 110 00 890
579236	R	11/10/2014	AUTO CLINIC PARTS ST	13.57	Hal Lamp to replace Stock	171500552	008 E 2730 66 0000 960 00 615
579236	R	11/10/2014	AUTO CLINIC PARTS ST	2.59	Hal Lamp to replace Stock	171500552	008 E 2730 66 0002 960 00 615
579236	R	11/10/2014	AUTO CLINIC PARTS ST	5.04	Silver Seal for Bus #7	171500551	008 E 2730 66 0000 950 00 615
579236	R	11/10/2014	AUTO CLINIC PARTS ST	0.96	Silver Seal for Bus #7	171500551	008 E 2730 66 0002 950 00 615
579236	R	11/10/2014	AUTO CLINIC PARTS ST	15.24	Spark Plugs for Kuboda mower	171500555	008 E 2630 55 0000 202 00 430
579236	R	11/10/2014	AUTO CLINIC PARTS ST	153.43	Winterizing equipment for	171500457	008 E 2630 55 0000 200 00 610
					Grounds		
579236	R	11/10/2014	AUTO CLINIC PARTS ST	29.23	Winterizing equipment for	171500457	008 E 2630 55 0002 200 00 610
					Grounds		
579236	R	11/10/2014	AUTO CLINIC PARTS ST	17.45	Spark plug wire set - Bus #09	171500455	008 E 2730 66 0000 950 00 615
579236	R	11/10/2014	AUTO CLINIC PARTS ST	17.44	Spark plug wire set - Bus #09	171500455	008 E 2730 66 0002 950 00 615
579236	R	11/10/2014	AUTO CLINIC PARTS ST	42.49	Routine maintenance on	171500469	008 E 2630 55 0000 200 00 610
					equipment - grounds		
579236	R	11/10/2014	AUTO CLINIC PARTS ST	8.09	Routine maintenance on	171500469	008 E 2630 55 0002 200 00 610
					equipment - grounds		
579236	R	11/10/2014	AUTO CLINIC PARTS ST	79.58	Preparing for snow removal	171500472	008 E 2630 55 0000 200 00 610
579236	R	11/10/2014	AUTO CLINIC PARTS ST	15.16	Preparing for snow removal	171500472	008 E 2630 55 0002 200 00 610
579236	R	11/10/2014	AUTO CLINIC PARTS ST	9.86	Wipers for Bus #12	171500475	008 E 2730 66 0000 960 00 615
579236	R	11/10/2014	AUTO CLINIC PARTS ST	1.88	Wipers for Bus #12	171500475	008 E 2730 66 0002 960 00 615
579236	R	11/10/2014	AUTO CLINIC PARTS ST	38.20	Oil for grounds vehicles	171500476	008 E 2730 66 0000 960 00 615
579236	R	11/10/2014	AUTO CLINIC PARTS ST	7.28	Oil for grounds vehicles	171500476	008 E 2730 66 0002 960 00 615
579236	R	11/10/2014	AUTO CLINIC PARTS ST	37.33	Restocking of windshield	171500492	008 E 2720 56 0000 110 00 890
					washer fluid for buses		
579236	R	11/10/2014	AUTO CLINIC PARTS ST	7.11	Restocking of windshield	171500492	008 E 2720 56 0002 110 00 890
					washer fluid for buses		
579236	R	11/10/2014	AUTO CLINIC PARTS ST	20.85	Stock items for shop	171500517	008 E 2730 66 0000 960 00 615
579236	R	11/10/2014	AUTO CLINIC PARTS ST	3.97	Stock items for shop	171500517	008 E 2730 66 0002 960 00 615
579236	R	11/10/2014	AUTO CLINIC PARTS ST	5.28	Repair of Van #29	171500493	008 E 2730 66 0000 950 00 615
579236	R	11/10/2014	AUTO CLINIC PARTS ST	1.00	Repair of Van #29	171500493	008 E 2730 66 0002 950 00 615
579236	R	11/10/2014	AUTO CLINIC PARTS ST	8.39	Oil for Grounds equipment &	171500521	008 E 2730 66 0000 950 00 615

CHECK NUMBER	CHE TYP	CHECK DATE	VENDOR	AMOUNT	INVOICE DESCRIPTION	PO NUMBER	ACCOUNT NUMBER
					repair of Truck #50		
579236	R	11/10/2014	AUTO CLINIC PARTS ST	32.28	Oil for Grounds equipment & repair of Truck #50	171500521	008 E 2630 55 0000 202 00 430
579236	R	11/10/2014	AUTO CLINIC PARTS ST	1.60	Oil for Grounds equipment & repair of Truck #50	171500521	008 E 2730 66 0002 950 00 615
579236	R	11/10/2014	AUTO CLINIC PARTS ST	38.20	oil for snow blower's/shop equipment	171500494	008 E 2630 55 0000 200 00 610
579236	R	11/10/2014	AUTO CLINIC PARTS ST	7.28	oil for snow blower's/shop equipment	171500494	008 E 2630 55 0002 200 00 610
579236	C	11/10/2014	AUTO CLINIC PARTS ST	0.00			
			Totals for 579236	963.04			
579237	R	11/10/2014	AYERS, JULIE	11.98	WAMEGO HIGH SCHOOL PHYSICAL EDUCATION DEPARTMENT EQUIPMENT ORDER 2014: WAL-MART REIMBURSEMENT FOR EQUIPMENT NEEDED	21500079	008 E 1000 54 0002 740 00 610
579237	R	11/10/2014	AYERS, JULIE	7.40	WAMEGO HIGH SCHOOL PHYSICAL EDUCATION DEPARTMENT EQUIPMENT ORDER 2014: WAL-MART REIMBURSEMENT FOR PREVIOUS PURCHASED EQUIPMENT THAT WAS NEEDED	21500078	008 E 1000 54 0002 740 00 610
			Totals for 579237	19.38			
579238	R	11/10/2014	BERKLUND, WINTER	425.34	P.A.T. INK/OFFICE SUPPLIES, LUNCH FOR TRAINING DAY, CATTS PLAYGROUP, UPDATED BROCHURES, PUMPKIN PATCH, HALLOWEEN TREATS	0 028 E 2100 28 0000 850 00 610	
			Totals for 579238	425.34			
579239	R	11/10/2014	BERNARD FOOD INDUSTR	489.72	FOOD SERVICE FOOD	0 024 E 3130 18 0000 050 00 630	
			Totals for 579239	489.72			
579240	R	11/10/2014	BISWELL, TAMELA	15.88	FCCLA MEETING MEALS	0 008 E 1000 53 0000 502 00 590	
			Totals for 579240	15.88			
579241	R	11/10/2014	BLUE BELL CREAMERIES	1,187.97	OCTOBER FOOD SERVICE FOOD (\$346.98, \$184.05, \$123.84, \$264.66, \$86.70, \$181.74)	0 024 E 3130 18 0000 050 00 630	
			Totals for 579241	1,187.97			
579242	R	11/10/2014	BRIGGS MOTOR CO., IN	8.46	Repair parts for Truck #50	171500539	008 E 2730 66 0000 950 00 615
579242	R	11/10/2014	BRIGGS MOTOR CO., IN	1.61	Repair parts for Truck #50	171500539	008 E 2730 66 0002 950 00 615

CHECK NUMBER	CHE TYP	CHECK DATE	VENDOR	AMOUNT	INVOICE DESCRIPTION	PO NUMBER	ACCOUNT NUMBER
579242	R	11/10/2014	BRIGGS MOTOR CO., IN	27.72	Heater for Truck #50	171500538	008 E 2730 66 0000 950 00 615
579242	R	11/10/2014	BRIGGS MOTOR CO., IN	5.28	Heater for Truck #50	171500538	008 E 2730 66 0002 950 00 615
			Totals for 579242	43.07			
579243	R	11/10/2014	C&H DISTRIBUTORS	248.00	File cabinet for Crystal Brunner ESOL Records	11500077	006 E 1000 53 0000 271 00 610
			Totals for 579243	248.00			
579244	R	11/10/2014	CBS MANHATTAN, LLC	25.50	Sports Complex Officials Locker Room Keys	171500511	008 E 2690 55 0000 500 00 610
579244	R	11/10/2014	CBS MANHATTAN, LLC	4.86	Sports Complex Officials Locker Room Keys	171500511	008 E 2690 55 0002 500 00 610
			Totals for 579244	30.36			
579245	R	11/10/2014	CENTURY BUSINESS SYS	83.83	WMS COPIER STAPLES	0	008 E 2510 17 0000 320 00 610
579245	R	11/10/2014	CENTURY BUSINESS SYS	41.00	Kyocera Printer rental	21500086	012 E 2230 30 0000 415 00 730
			Totals for 579245	124.83			
579246	R	11/10/2014	CHALK'S TRUCK PARTS	194.07	AM/FM Radio replacement Bus #1 and shipping charges	171500452	008 E 2730 66 0000 950 00 615
579246	R	11/10/2014	CHALK'S TRUCK PARTS	36.96	AM/FM Radio replacement Bus #1 and shipping charges	171500452	008 E 2730 66 0002 950 00 615
579246	R	11/10/2014	CHALK'S TRUCK PARTS	64.13	Solenoid for Bus #03	171500468	008 E 2730 66 0000 950 00 615
579246	R	11/10/2014	CHALK'S TRUCK PARTS	12.22	Solenoid for Bus #03	171500468	008 E 2730 66 0002 950 00 615
579246	R	11/10/2014	CHALK'S TRUCK PARTS	0.00	3 Post Solenoid for Bus #03	171500451	008 E 2730 66 0000 950 00 615
579246	R	11/10/2014	CHALK'S TRUCK PARTS	0.00	3 Post Solenoid for Bus #03	171500451	008 E 2730 66 0002 950 00 615
			Totals for 579246	307.38			
579247	R	11/10/2014	CHARBONNEAU, DENNIS	9.70	Reimbursement for 10 Small thermometers for refrigerators in FACS Classrooms	21500069	008 E 1000 54 0002 580 00 610
			Totals for 579247	9.70			
579248	R	11/10/2014	CHARLES D JONES CO	124.80	refrigerant for hvac	171500482	008 E 2690 55 0000 500 00 610
579248	R	11/10/2014	CHARLES D JONES CO	41.59	refrigerant for hvac	171500482	008 E 2690 55 0002 500 00 610
579248	R	11/10/2014	CHARLES D JONES CO	1,332.00	HS 80's section hot water recirculating pump replace	171500409	008 E 2690 55 0002 500 00 610
579248	R	11/10/2014	CHARLES D JONES CO	118.90	Middle school air comp. controls	171500446	008 E 2690 55 0000 500 00 610
579248	R	11/10/2014	CHARLES D JONES CO	237.31	West elem replace comp. on milk cooler	171500450	024 E 2640 18 0000 125 00 739
			Totals for 579248	1,854.60			
579249	R	11/10/2014	CINTAS CORPORATION #	1,606.31	SEPT./OCT. CUSTODIAL MOP SERVICES	0	008 E 2620 55 0000 100 00 610

CHECK NUMBER	CHE TYP	CHECK DATE	VENDOR	AMOUNT	INVOICE DESCRIPTION	PO NUMBER	ACCOUNT NUMBER
579249	R	11/10/2014	CINTAS CORPORATION #	670.30	SEPT./OCT. CUSTODIAL MOP SERVICES	0 008 E 2620 55 0002 100 00 610	
Totals for 579249				2,276.61			
579250	R	11/10/2014	CINTAS CORPORATION	34.81	Cintas supplies	171500461 008 E 2690 55 0000 500 00 610	
579250	R	11/10/2014	CINTAS CORPORATION	6.63	Cintas supplies	171500461 008 E 2690 55 0002 500 00 610	
579250	R	11/10/2014	CINTAS CORPORATION	51.76	Cintas supplies	171500461 008 E 2690 55 0000 500 00 610	
579250	R	11/10/2014	CINTAS CORPORATION	9.86	Cintas supplies	171500461 008 E 2690 55 0002 500 00 610	
579250	R	11/10/2014	CINTAS CORPORATION	41.86	Cintas supplies	171500461 008 E 2690 55 0000 500 00 610	
579250	R	11/10/2014	CINTAS CORPORATION	7.97	Cintas supplies	171500461 008 E 2690 55 0002 500 00 610	
579250	R	11/10/2014	CINTAS CORPORATION	60.55	Cintas supplies	171500461 008 E 2690 55 0000 500 00 610	
579250	R	11/10/2014	CINTAS CORPORATION	11.53	Cintas supplies	171500461 008 E 2690 55 0002 500 00 610	
579250	R	11/10/2014	CINTAS CORPORATION	31.21	Cintas supplies	171500461 008 E 2690 55 0000 500 00 610	
579250	R	11/10/2014	CINTAS CORPORATION	5.95	Cintas supplies	171500461 008 E 2690 55 0002 500 00 610	
Totals for 579250				262.13			
579251	R	11/10/2014	CITY OF WAMEGO	896.92	AG SHOP UTILITIES \$896.92; SCHOOLS \$44721.06; ADMIN. \$412.22; FB FLD \$290.46	0 034 E 2600 26 0000 600 00 410	
579251	R	11/10/2014	CITY OF WAMEGO	25,346.95	AG SHOP UTILITIES \$896.92; SCHOOLS \$44721.06; ADMIN. \$412.22; FB FLD \$290.46	0 008 E 2620 55 0000 040 00 622	
579251	R	11/10/2014	CITY OF WAMEGO	702.68	AG SHOP UTILITIES \$896.92; SCHOOLS \$44721.06; ADMIN. \$412.22; FB FLD \$290.46	0 008 E 2510 17 0000 310 00 620	
579251	R	11/10/2014	CITY OF WAMEGO	19,374.11	AG SHOP UTILITIES \$896.92; SCHOOLS \$44721.06; ADMIN. \$412.22; FB FLD \$290.46	0 008 E 2620 55 0002 040 00 622	
Totals for 579251				46,320.66			
579252	R	11/10/2014	CONCORDIA TRACTOR IN	629.10	Snow Blower	171500495 008 E 2630 55 0000 202 00 430	
Totals for 579252				629.10			
579253	R	11/10/2014	CRA PAYMENT CENTER	7.99	Fuel kit for Kubota	171500550 008 E 2630 55 0000 202 00 430	
579253	R	11/10/2014	CRA PAYMENT CENTER	27.75	Parts for chainsaw	171500519 008 E 2630 55 0000 203 00 500	
579253	R	11/10/2014	CRA PAYMENT CENTER	5.29	Parts for chainsaw	171500519 008 E 2630 55 0002 203 00 500	
Totals for 579253				41.03			
579254	R	11/10/2014	DAVIS-MOORE AUTOMOTI	48,562.05	2015 Food Service Transport Truck	91500003 024 E 3130 18 0002 050 00 630	
Totals for 579254				48,562.05			
579255	R	11/10/2014	DEKAT'S AUTO & HARDW	89.88	Brakes for Car #24	171500528 008 E 2730 66 0000 950 00 615	
579255	R	11/10/2014	DEKAT'S AUTO & HARDW	17.12	Brakes for Car #24	171500528 008 E 2730 66 0002 950 00 615	
579255	R	11/10/2014	DEKAT'S AUTO & HARDW	6.38	Oil Change for Car #63	171500530 030 E 2720 23 0000 810 00 690	

CHECK NUMBER	CHE TYP	CHECK DATE	VENDOR	AMOUNT	INVOICE	PO ACCOUNT	
					DESCRIPTION	NUMBER	NUMBER
579255	R	11/10/2014	DEKAT'S AUTO & HARDW	1.22	Oil Change for Car #63	171500530	030 E 2720 23 0002 810 00 690
579255	R	11/10/2014	DEKAT'S AUTO & HARDW	7.17	Oil filter for Cushman mower	171500531	008 E 2630 55 0000 202 00 430
579255	R	11/10/2014	DEKAT'S AUTO & HARDW	-66.12	Return of Sway Bar Link for Car #24	171500544	008 E 2730 66 0000 950 00 615
579255	R	11/10/2014	DEKAT'S AUTO & HARDW	-12.60	Return of Sway Bar Link for Car #24	171500544	008 E 2730 66 0002 950 00 615
579255	R	11/10/2014	DEKAT'S AUTO & HARDW	14.94	Wiper blades Bus #8	171500458	008 E 2730 66 0000 960 00 615
579255	R	11/10/2014	DEKAT'S AUTO & HARDW	2.84	Wiper blades Bus #8	171500458	008 E 2730 66 0002 960 00 615
579255	R	11/10/2014	DEKAT'S AUTO & HARDW	34.41	Oil Filters for Maintenance on Buses #09 & #21	171500454	008 E 2730 66 0000 960 00 615
579255	R	11/10/2014	DEKAT'S AUTO & HARDW	6.56	Oil Filters for Maintenance on Buses #09 & #21	171500454	008 E 2730 66 0002 960 00 615
579255	R	11/10/2014	DEKAT'S AUTO & HARDW	93.46	Routine mant. on truck #27 & bus #09	171500470	008 E 2730 66 0000 960 00 615
579255	R	11/10/2014	DEKAT'S AUTO & HARDW	17.80	Routine mant. on truck #27 & bus #09	171500470	008 E 2730 66 0002 960 00 615
579255	R	11/10/2014	DEKAT'S AUTO & HARDW	6.28	Routine Maintenance truck #25	171500471	008 E 2730 66 0000 960 00 615
579255	R	11/10/2014	DEKAT'S AUTO & HARDW	1.20	Routine Maintenance truck #25	171500471	008 E 2730 66 0002 960 00 615
579255	R	11/10/2014	DEKAT'S AUTO & HARDW	14.94	Wiper blades for Bus #16	171500514	008 E 2730 66 0000 960 00 615
579255	R	11/10/2014	DEKAT'S AUTO & HARDW	2.84	Wiper blades for Bus #16	171500514	008 E 2730 66 0002 960 00 615
579255	R	11/10/2014	DEKAT'S AUTO & HARDW	21.01	Repair of Bus #7	171500518	008 E 2730 66 0000 950 00 615
579255	R	11/10/2014	DEKAT'S AUTO & HARDW	4.00	Repair of Bus #7	171500518	008 E 2730 66 0002 960 00 615
579255	R	11/10/2014	DEKAT'S AUTO & HARDW	230.86	Tools for shop & hub assembly for Bus #2	171500504	030 E 2720 23 0000 810 00 690
579255	R	11/10/2014	DEKAT'S AUTO & HARDW	113.52	Tools for shop & hub assembly for Bus #2	171500504	008 E 2720 56 0000 110 00 890
579255	R	11/10/2014	DEKAT'S AUTO & HARDW	20.44	Tools for shop & hub assembly for Bus #2	171500504	008 E 2720 56 0002 110 00 890
			Totals for 579255	628.15			
579256	R	11/10/2014	DEMCO	81.93	Library book supply order	21500070	008 E 2220 53 0002 540 00 641
579256	R	11/10/2014	DEMCO	122.82	Library supplies	31500022	008 E 2220 53 0003 530 00 641
			Totals for 579256	204.75			
579257	R	11/10/2014	DEVELOPMENTAL RESOUR	124.00	ROBIN BUTLER Registration for Wired Differently Seminar in Kansas City, MO.	41500027	026 E 2200 22 0004 800 00 321
579257	R	11/10/2014	DEVELOPMENTAL RESOUR	248.00	Wired Differently- 5 Keys to working with students with "Acting Out" and "Acting In" Disorders Kansas City	51500027	026 E 2200 22 0005 900 00 321

CHECK NUMBER	CHE TYP	CHECK DATE	VENDOR	AMOUNT	INVOICE DESCRIPTION	PO NUMBER	ACCOUNT NUMBER
					workshop for Jessica Bonewitz and Megan Hancz.		
			Totals for 579257	372.00			
579258	R	11/10/2014	DILLONS CUSTOMER CHA	55.00	Gift card purchase for student Tech Center volunteers	21500056	012 E 1000 30 0000 401 00 610
			Totals for 579258	55.00			
579259	R	11/10/2014	EMPORIUM - SNA	91.50	Items for National School Lunch Week	91500013	024 E 3130 18 0000 100 00 680
			Totals for 579259	91.50			
579260	R	11/10/2014	ETA HAND2MIND	46.67	Math Lab Supplies	31500027	008 E 1000 54 0003 241 00 610
579260	R	11/10/2014	ETA HAND2MIND	103.37	Math Lab Supplies	31500027	008 E 1000 54 0003 241 00 610
			Totals for 579260	150.04			
579261	R	11/10/2014	FLINT HILLS CLAY WOR	246.00	Clay for middle school art	31500021	008 E 1000 54 0003 180 00 610
			Totals for 579261	246.00			
579262	R	11/10/2014	FLOWER MILL	175.00	NEW BABY (BUESSING, ACKERMAN, AYERS) & SYMPATHY (HITCH & WEISBENDER) & GET WELL (BRUNA)	0	008 E 2310 13 0000 450 00 890
			Totals for 579262	175.00			
579263	R	11/10/2014	FOLLETT LIBRARY RESO	477.47	Quote ID 8017458 Customer # 1500839 List# 10915930 Central 9/10/2014 # of books 303--Replacement tittles, Book Series, Continuations and Updates For Student Checkout. Free shipping and Handling.	51500015	008 E 2220 53 0005 510 00 641
			Totals for 579263	477.47			
579264	R	11/10/2014	FOLLETT SCHOOL SOLUT	386.22	31 BOOKS QUOTE ID 804499 CUST #1501863 LIST #11311189 LIST NAME WAW 2014-2015 BOOKS DATED 9/30/2014 --REPLACEMNET COPIES, BOOKS SERIES CONTINUTATIONS, AND UPDATES FOR STUDENT CHECK OUT FREE SHIPPING AND HANDLING.	41500020	008 E 2220 53 0004 520 00 641
579264	R	11/10/2014	FOLLETT SCHOOL SOLUT	147.94	34 West Instructional Items	81500020	055 E 1000 27 0000 350 00 610
579264	R	11/10/2014	FOLLETT SCHOOL SOLUT	147.93	34 West Instructional Items	81500020	008 E 2220 53 0004 520 00 641



CHECK NUMBER	CHE TYP	CHECK DATE	VENDOR	AMOUNT	INVOICE	PO ACCOUNT	
					DESCRIPTION	NUMBER	NUMBER
579264	R	11/10/2014	FOLLETT SCHOOL SOLUT	92.84	194 books QUOTE ID 8013607 CUST #1501863 LIST #10915931 LIST NAME WEST DATED 9/08/2014--	41500009	008 E 2220 53 0004 520 00 641
579264	R	11/10/2014	FOLLETT SCHOOL SOLUT	2,432.53	194 books QUOTE ID 8013607 CUST #1501863 LIST #10915931 LIST NAME WEST DATED 9/08/2014--	41500009	008 E 2220 53 0004 520 00 641
			Totals for 579264	3,207.46			
579265	R	11/10/2014	FOLLETT EDUCATIONAL	202.62	Math textbooks	21500071	055 E 1000 27 0000 250 00 610
			Totals for 579265	202.62			
579266	R	11/10/2014	GENE'S HEARTLAND FOO	6.40	Distilled water & bleach for Middle School	171500525	008 E 2620 55 0000 100 00 610
579266	R	11/10/2014	GENE'S HEARTLAND FOO	74.49	FOOD SERVICE FOOD	0 024 E 3130 18 0000 050 00 630	
579266	R	11/10/2014	GENE'S HEARTLAND FOO	91.34	Classroom Supplies: dawn soap, tape, shaving cream for art project, koolaid, marshmallows	111500049	034 E 1000 26 0002 415 00 610
579266	R	11/10/2014	GENE'S HEARTLAND FOO	3.89	D.O. MISC. SUPPLIES	11500123	008 E 2510 17 0000 320 00 610
579266	R	11/10/2014	GENE'S HEARTLAND FOO	17.50	Supplies for the classroom: Pumkins for Little Raider preschool craft project	111500048	034 E 1000 26 0002 415 00 610
579266	R	11/10/2014	GENE'S HEARTLAND FOO	69.89	Classroom Supplies: lunch meat, grapes, bananas, paper products, etc.	111500050	034 E 1000 26 0002 415 00 610
579266	R	11/10/2014	GENE'S HEARTLAND FOO	3.49	WATER FOR BOE; ICE FOR DO	11500132	008 E 2310 13 1000 660 00 610
579266	R	11/10/2014	GENE'S HEARTLAND FOO	3.89	WATER FOR BOE; ICE FOR DO	11500132	008 E 2510 17 0000 320 00 610
579266	R	11/10/2014	GENE'S HEARTLAND FOO	11.21	Water & Coffee	171500512	008 E 2720 56 0000 110 00 890
579266	R	11/10/2014	GENE'S HEARTLAND FOO	2.14	Water & Coffee	171500512	008 E 2720 56 0002 110 00 890
579266	R	11/10/2014	GENE'S HEARTLAND FOO	30.32	Paper towels for buses	171500520	008 E 2730 66 0000 960 00 615
579266	R	11/10/2014	GENE'S HEARTLAND FOO	5.77	Paper towels for buses	171500520	008 E 2730 66 0002 960 00 615
			Totals for 579266	320.33			
579267	R	11/10/2014	GENERAL PARTS LLC	160.57	Central hot cart	171500463	024 E 2640 18 0000 125 00 739
			Totals for 579267	160.57			
579268	R	11/10/2014	GRAINGER	65.12	West kitchen wall mount fan	171500447	024 E 2640 18 0000 125 00 739
			Totals for 579268	65.12			
579269	R	11/10/2014	GREAT LAKE SPORTS	119.54	WAMEGO HIGH SCHOOL PHYSICAL EDUCATION DEPARTMENT EQUIPMENT ORDER 2014: GREAT	21500075	008 E 1000 54 0002 740 00 610

CHECK NUMBER	CHE TYP	CHECK DATE	VENDOR	AMOUNT	INVOICE DESCRIPTION	PO NUMBER	ACCOUNT NUMBER
					LAKE SPORTS, SHIPPING IS 15% OF THE SUBTOTAL ON ORDERS \$66.00 OR MORE		
			Totals for 579269	119.54			
579270	R	11/10/2014	GRUNEWALD, KAY	8.82	OCTOBER MILEAGE	0 008 E 2500 17 0000 450 00 580	
579270	R	11/10/2014	GRUNEWALD, KAY	2.94	OCTOBER MILEAGE	0 008 E 2500 17 0002 450 00 580	
			Totals for 579270	11.76			
579271	R	11/10/2014	GTM SPORTSWEAR	93.00	New Staff Shirts	21500091 008 E 1000 54 0002 810 00 891	
			Totals for 579271	93.00			
579272	R	11/10/2014	HANNAN, LAWRENCE	15.50	NEW FOOD TRUCK REGISTRATION	0 008 E 2720 56 0000 110 00 890	
			Totals for 579272	15.50			
579273	R	11/10/2014	HILAND DAIRY COMPANY	7,279.76	JUICE/ DAIRY PRODUCTS	0 024 E 3130 18 0000 050 00 630	
			Totals for 579273	7,279.76			
579274	R	11/10/2014	HOBART CORPORATION	440.27	West elem. dishmachine	171500464 024 E 2640 18 0000 125 00 739	
579274	R	11/10/2014	HOBART CORPORATION	189.86	West dishmachine relay/contactor	171500481 024 E 2640 18 0000 125 00 739	
			Totals for 579274	630.13			
579275	R	11/10/2014	HODGE PRODUCTS INC	186.77	MASTERLOCK PE combination locks	31500020 008 E 1000 54 0003 820 00 891	
			Totals for 579275	186.77			
579276	R	11/10/2014	HOWELL LUMBER CO	81.00	plywood	111500043 034 E 1000 26 0002 750 00 890	
			Totals for 579276	81.00			
579277	R	11/10/2014	HTI SAFETY & TRAININ	500.00	ED BAMBICK: NCCER Training	111500059 026 E 2200 22 0002 650 00 321	
			Totals for 579277	500.00			
579278	R	11/10/2014	HUMMERT INTERNATIONA	553.16	PARTS TO REPAIR DAMAGED HS GREENHOUSE (INSURANCE CLAIM PENDING)	11500033 016 E 4700 20 0000 000 00 700	
579278	R	11/10/2014	HUMMERT INTERNATIONA	5,591.85	PARTS TO REPAIR DAMAGED HS GREENHOUSE (INSURANCE CLAIM PENDING)	11500033 016 E 4700 20 0000 000 00 700	
			Totals for 579278	6,145.01			
579279	R	11/10/2014	I SIGN CONSULTING	48.44	Sign Language Interpreter Services for P/T Conferences	51500031 008 E 1000 53 0005 590 00 610	
579279	R	11/10/2014	I SIGN CONSULTING	48.44	Sign Language Interpreter for P/T Conference	41500034 008 E 1000 54 0004 070 00 610	
			Totals for 579279	96.88			
579280	R	11/10/2014	IRA, CATHERINE	20.66	OCTOBER MILEAGE	0 008 E 2500 17 0000 450 00 580	
579280	R	11/10/2014	IRA, CATHERINE	6.89	OCTOBER MILEAGE	0 008 E 2500 17 0002 450 00 580	
579280	R	11/10/2014	IRA, CATHERINE	9.78	Nurse supplies purchased @	11500125 008 E 2160 54 0002 700 00 610	

CHECK NUMBER	CHE TYP	CHECK DATE	VENDOR	AMOUNT	INVOICE DESCRIPTION	PO NUMBER	ACCOUNT NUMBER
					Dillions East in Manhattan with personal credit card on 10/13/14.		
579280	R	11/10/2014	IRA, CATHERINE	98.39	WALMART Nurse Supplies	11500122	008 E 2160 54 0002 700 00 610
			Totals for 579280	135.72			
579281	R	11/10/2014	IXL LEARNING	49.00	QUIA: Is a web based program where I can create multiple online educational activities. Below is an excerpt: At just \$49 for a whole year, a subscription to Quia is a great value. Quia costs the same as a textbook or an educational CD-ROM, and much less than other Web-based services with more limited features. Tens of thousands of educators around the world have subscribed to Quia to take advantage of features like these: * Create 16 different types of activities (like online flashcards, matching games, hangman, rags to riches, and many more!) * Make your own quizzes and surveys, choosing from 11 different question types (like multiple choice, fill-in, essay, etc.) * Create Web pages, schedules, and calendars for communicating with students Your Quia username: whsbusiness Your trial account will expire in 7 days.	21500061	034 E 1000 26 0002 390 00 610
579281	C	11/10/2014	IXL LEARNING	0.00			
			Totals for 579281	49.00			

CHECK NUMBER	CHE TYP	CHECK DATE	VENDOR	AMOUNT	INVOICE	PO ACCOUNT	
					DESCRIPTION	NUMBER	NUMBER
579282	R	11/10/2014	JA SEXAUER	372.88	PLumbing supplies district wide	171500462	008 E 2690 55 0000 500 00 610
579282	R	11/10/2014	JA SEXAUER	372.87	PLumbing supplies district wide	171500462	008 E 2690 55 0002 500 00 610
579282	R	11/10/2014	JA SEXAUER	158.15	Middle school cust A wing replace faucet	171500486	008 E 2690 55 0000 500 00 610
			Totals for 579282	903.90			
579283	R	11/10/2014	JAMISON CONSTRUCTION	4,300.00	LABOR TO REPAIR DAMAGED ROOF PANELS AT HS GREENHOUSE	11500034	016 E 4700 20 0000 000 00 700
			Totals for 579283	4,300.00			
579284	R	11/10/2014	KANSAS ASSOC OF SCHO	400.00	KASB ENROLLMENT PROJECTION SERVICES	11500135	008 E 2510 17 0000 270 00 890
			Totals for 579284	400.00			
579285	R	11/10/2014	KANSAS FCCLA	85.00	December SEAC FCCLA Meeting -Crosswind Conference Center-Hesston, Kansas -Advisor Tamela Biswell fee for attending with Cody Filbert State Officer	111500047	008 E 1000 54 0002 810 00 891
			Totals for 579285	85.00			
579286	R	11/10/2014	KANSAS TRUCK EQUIPME	-220.08	Bus seat tape & shipping	171500537	008 E 2730 66 0000 950 00 615
579286	R	11/10/2014	KANSAS TRUCK EQUIPME	-41.90	Bus seat tape & shipping	171500537	008 E 2730 66 0002 950 00 615
579286	R	11/10/2014	KANSAS TRUCK EQUIPME	160.57	Bus seat tape & shipping	171500537	008 E 2730 66 0000 950 00 615
579286	R	11/10/2014	KANSAS TRUCK EQUIPME	160.56	Bus seat tape & shipping	171500537	008 E 2730 66 0002 950 00 615
579286	R	11/10/2014	KANSAS TRUCK EQUIPME	72.02	BUS #7 REPAIRS (CREDITED BACK)	0	008 E 2730 66 0000 950 00 615
579286	R	11/10/2014	KANSAS TRUCK EQUIPME	-72.02	BUS REPAIRS #7 CREDIT	0	008 E 2730 66 0000 950 00 615
			Totals for 579286	59.15			
579287	R	11/10/2014	KEMNITZ, JENI	19.60	OCTOBER LOCAL MILEAGE	0	008 E 1000 53 0000 501 00 590
			Totals for 579287	19.60			
579288	R	11/10/2014	KENDALL HUNT PUBLISH	15.00	Math Trailblazers (grades Kindergarten, first, second and fifth). 4th Edition aligned to CCSS Math	11500008	055 E 1000 27 0000 350 00 610
579288	R	11/10/2014	KENDALL HUNT PUBLISH	45.00	Math Trailblazers (grades Kindergarten, first, second and fifth). 4th Edition aligned to CCSS Math	11500008	055 E 1000 27 0000 400 00 610
			Totals for 579288	60.00			

CHECK NUMBER	CHE TYP	CHECK DATE	VENDOR	AMOUNT	INVOICE	PO ACCOUNT	
					DESCRIPTION	NUMBER	NUMBER
579289	R	11/10/2014	LIBERTY HARDWOODS	1,250.00	4' x 8' Red Oak Plywood 3/4" Veneer Core Plywood	111500035	034 E 1000 26 0002 750 00 890
			Totals for 579289	1,250.00			
579290	R	11/10/2014	LINDLEY, JANA	25.00	Sonic gift card purchase for Tech Center contest prizes	21500094	012 E 2230 30 0000 410 00 650
			Totals for 579290	25.00			
579291	R	11/10/2014	LUMITEK PRODUCTS INC	120.00	Glow bracelets for Red Ribbon Week for "Say Boo to Drugs" downtown event.	41500024	013 E 2100 75 0000 141 00 320
			Totals for 579291	120.00			
579292	R	11/10/2014	MAR KAN SALES CO	144.32	FOOD SERVICE FOOD	0 024 E 3130 18 0000 050 00 630	
			Totals for 579292	144.32			
579293	R	11/10/2014	MATHESON TRI-GAS, IN	2.79	VO AG DEPT CYLINDER RENTAL	0 034 E 1000 26 0002 420 00 610	
579293	R	11/10/2014	MATHESON TRI-GAS, IN	82.54	GROUNDS CYLINDER RENTAL	0 008 E 2630 55 0000 200 00 610	
			Totals for 579293	85.33			
579294	R	11/10/2014	MENARDS	122.35	Ramp supplies for middle school	171500533	008 E 2690 55 0000 400 00 610
			Totals for 579294	122.35			
579295	R	11/10/2014	MID-AMERICA OFFICE S	30.82	Office supplies for operations	171500496	008 E 2720 56 0000 110 00 890
579295	R	11/10/2014	MID-AMERICA OFFICE S	5.87	Office supplies for operations	171500496	008 E 2720 56 0002 110 00 890
			Totals for 579295	36.69			
579296	R	11/10/2014	MINMOR INDUSTRIES LL	51.00	Nutrition posters	91500014	024 E 3130 18 0000 100 00 680
579296	R	11/10/2014	MINMOR INDUSTRIES LL	17.00	Nutrition posters	91500014	024 E 3130 18 0002 050 00 630
			Totals for 579296	68.00			
579297	R	11/10/2014	MONTGOMERY COMMUNICA	35.50	WMS DAYTIME CUSTODIAN ADS \$44.00; FOOD SVC ADS \$35.50; GEM AWARD \$37.80; USD320 FOR THE GOOD \$201.60	0 024 E 3190 18 0000 200 00 890	
579297	R	11/10/2014	MONTGOMERY COMMUNICA	201.60	WMS DAYTIME CUSTODIAN ADS \$44.00; FOOD SVC ADS \$35.50; GEM AWARD \$37.80; USD320 FOR  THE GOOD \$201.60	0 008 E 2510 17 0000 270 00 890	
579297	R	11/10/2014	MONTGOMERY COMMUNICA	81.80	WMS DAYTIME CUSTODIAN ADS \$44.00; FOOD SVC ADS \$35.50; GEM AWARD \$37.80; USD320 FOR THE GOOD \$201.60	0 008 E 2572 17 0000 360 00 540	
579297	R	11/10/2014	MONTGOMERY COMMUNICA	42.34	SMOKE SIGNAL Bus appreciation	171500467	008 E 2720 56 0000 110 00 890

CHECK NUMBER	CHE TYP	CHECK DATE	VENDOR	AMOUNT	INVOICE	PO ACCOUNT	
					DESCRIPTION	NUMBER	NUMBER
					week		
579297	R	11/10/2014	MONTGOMERY COMMUNICA	8.06	SMOKE SIGNAL Bus appreciation	171500467	008 E 2720 56 0002 110 00 890
					week		
			Totals for 579297	369.30			
579298	R	11/10/2014	MUELLER, SHELISA	6.00	TURNPIKE TOLLS FOR H.S. A.P.	0 008 E 2720 66 0000 800 00 890	
					EURO. HIST.		
			Totals for 579298	6.00			
579299	R	11/10/2014	NASCO	223.75	WAMEGO HIGH SCHOOL PHYSICAL	21500074	008 E 1000 54 0002 740 00 610
					EDUCATION DEPARTMENT		
					EQUIPMENT ORDER 2014: NASCO		
			Totals for 579299	223.75			
579300	R	11/10/2014	NIGUS, CHONITA	1.65	BUS TRIP TURNPIKE FEES	0 008 E 2720 66 0000 800 00 890	
			Totals for 579300	1.65			
579301	R	11/10/2014	O'DEA, DENISE	420.97	OCTOBER MILEAGE \$396.82;	0 008 E 2321 54 1000 661 00 580	
					MANHATTAN AREA SUPT. LUNCH		
					\$8.00; KSDE CONF. DINNER \$15;		
					TURNPIKE \$1.15		
			Totals for 579301	420.97			
579302	R	11/10/2014	O'REILLY AUTO PARTS	58.79	Alternator for Van #34	171500524	008 E 2730 66 0000 950 00 615
579302	R	11/10/2014	O'REILLY AUTO PARTS	11.20	Alternator for Van #34	171500524	008 E 2730 66 0002 950 00 615
			Totals for 579302	69.99			
579303	R	11/10/2014	PARKER OIL CO INC	137.53	Bottles for sending oil	171500516	008 E 2730 66 0000 960 00 615
					samples		
579303	R	11/10/2014	PARKER OIL CO INC	26.20	Bottles for sending oil	171500516	008 E 2730 66 0002 960 00 615
					samples		
579303	R	11/10/2014	PARKER OIL CO INC	-42.00	Pickup Conoco Drum Deposit 55	171500356	008 E 2730 66 0000 960 00 615
					Gal from PO #171500320		
579303	R	11/10/2014	PARKER OIL CO INC	-8.00	Pickup Conoco Drum Deposit 55	171500356	008 E 2730 66 0002 960 00 615
					Gal from PO #171500320		
			Totals for 579303	113.73			
579304	R	11/10/2014	PEARCE, LYNETTE	34.80	Plates, Bowls, and Forks from	21500092	008 E 1000 54 0002 580 00 610
					Sam's Club		
			Totals for 579304	34.80			
579305	R	11/10/2014	PEPSI-COLA BOTTLING	995.00	OCTOBER WATER & JUICE	0 024 E 3130 18 0000 050 00 630	
			Totals for 579305	995.00			
579306	R	11/10/2014	PIONEER MANUFACTURIN	159.56	Supplies for Football Field	171500541	008 E 2630 55 0000 200 00 610
579306	R	11/10/2014	PIONEER MANUFACTURIN	30.39	Supplies for Football Field	171500541	008 E 2630 55 0002 200 00 610
			Totals for 579306	189.95			
579307	R	11/10/2014	POSITIVE PROMOTIONS	59.45	Supplies for Red Ribbon Week,	41500025	013 E 2100 75 0000 141 00 320

CHECK NUMBER	CHE TYP	CHECK DATE	VENDOR	AMOUNT	INVOICE DESCRIPTION	PO NUMBER	ACCOUNT NUMBER
					"Say Boo to Drugs" event downtown.		
			Totals for 579307	59.45			
579308	R	11/10/2014	POTT COUNTY SANITARY	34.86	Removal of Pallets	171500473	008 E 2630 55 0000 200 00 610
579308	R	11/10/2014	POTT COUNTY SANITARY	6.64	Removal of Pallets	171500473	008 E 2630 55 0002 200 00 610
579308	R	11/10/2014	POTT COUNTY SANITARY	14.07	Warehouse Cleanup	171500513	008 E 2630 55 0000 200 00 610
579308	R	11/10/2014	POTT COUNTY SANITARY	2.68	Warehouse Cleanup	171500513	008 E 2630 55 0002 200 00 610
			Totals for 579308	58.25			
579309	R	11/10/2014	PUR-O-ZONE CHEMICAL	1,534.94	Supply order for Central	171500483	008 E 2620 55 0000 100 00 610
579309	R	11/10/2014	PUR-O-ZONE CHEMICAL	834.35	Supply order for Middle School	171500478	008 E 2620 55 0000 100 00 610
579309	R	11/10/2014	PUR-O-ZONE CHEMICAL	2,158.34	Supply order for West	171500479	008 E 2620 55 0000 100 00 610
579309	R	11/10/2014	PUR-O-ZONE CHEMICAL	17.08	Warehouse order from Pur-o-zone	171500368	008 E 2620 55 0000 100 00 610
579309	R	11/10/2014	PUR-O-ZONE CHEMICAL	17.08	Warehouse order from Pur-o-zone	171500368	008 E 2620 55 0002 100 00 610
579309	R	11/10/2014	PUR-O-ZONE CHEMICAL	258.00	trash bag liners for High School	171500540	008 E 2620 55 0002 100 00 610
579309	R	11/10/2014	PUR-O-ZONE CHEMICAL	-138.40	Chemical pump & Soft Nylon Brush for MS	171500424	008 E 2620 55 0000 110 00 430
579309	R	11/10/2014	PUR-O-ZONE CHEMICAL	21.68	Kaivac Metering Tip Pack	171500484	008 E 2620 55 0000 110 00 430
579309	R	11/10/2014	PUR-O-ZONE CHEMICAL	506.33	Supplies for Warehouse	171500485	008 E 2620 55 0000 100 00 610
579309	R	11/10/2014	PUR-O-ZONE CHEMICAL	96.44	Supplies for Warehouse	171500485	008 E 2620 55 0002 100 00 610
579309	R	11/10/2014	PUR-O-ZONE CHEMICAL	2,059.43	Supplies for High School	171500480	008 E 2620 55 0002 100 00 610
			Totals for 579309	7,365.27			
579310	R	11/10/2014	RAY ANDERSON CO INC	168.84	Put cables back on roller - Sports Complex	171500515	008 E 2690 55 0000 400 00 610
579310	R	11/10/2014	RAY ANDERSON CO INC	32.16	Put cables back on roller - Sports Complex	171500515	008 E 2690 55 0002 400 00 610
			Totals for 579310	201.00			
579311	R	11/10/2014	REDNECK TRAILER SUPP	60.21	Axles, trailer parts	111500046	034 E 1000 26 0002 700 00 890
579311	R	11/10/2014	REDNECK TRAILER SUPP	216.71	Axles, trailer parts	111500046	034 E 1000 26 0002 700 00 890
579311	R	11/10/2014	REDNECK TRAILER SUPP	28.32	Axles, trailer parts	111500046	034 E 1000 26 0002 700 00 890
579311	R	11/10/2014	REDNECK TRAILER SUPP	137.65	Axles, trailer parts	111500046	034 E 1000 26 0002 700 00 890
			Totals for 579311	442.89			
579312	R	11/10/2014	REEVES-WIEDEMAN COMP	32.45	HS science wing repair hot water heater	171500448	008 E 2690 55 0000 500 00 610
			Totals for 579312	32.45			
579313	R	11/10/2014	RICHMOND, CHRIS	39.76	OCTOBER LOCAL MILEAGE	0	008 E 1000 53 0000 501 00 590

CHECK NUMBER	CHE TYP	CHECK DATE	VENDOR	AMOUNT	INVOICE DESCRIPTION	PO NUMBER	ACCOUNT NUMBER
579313	R	11/10/2014	RICHMOND, CHRIS	39.76	OCTOBER LOCAL MILEAGE	0 008 E 1000 53 0002 501 00 590	
			Totals for 579313	79.52			
579314	R	11/10/2014	SALINA STEEL SUPPLY	440.29	Metal order	111500045 034 E 1000 26 0002 700 00 890	
579314	R	11/10/2014	SALINA STEEL SUPPLY	772.24	Metal order	111500045 034 E 1000 26 0002 700 00 890	
			Totals for 579314	1,212.53			
579315	R	11/10/2014	SENSENEY MUSIC INC	160.00	Piccolo repairs from Senseney	21400212 016 L 8999 00 0000 000 00 000	
579315	R	11/10/2014	SENSENEY MUSIC INC	64.50	Piccolo repairs from Senseney	21400212 016 L 8999 00 0000 000 00 000	
579315	R	11/10/2014	SENSENEY MUSIC INC	60.00	Marching band show music - we will use for our contest show	21400208 016 L 8999 00 0000 000 00 000	
579315	R	11/10/2014	SENSENEY MUSIC INC	85.00	Piccolo repairs from Senseney	21400212 016 L 8999 00 0000 000 00 000	
579315	R	11/10/2014	SENSENEY MUSIC INC	65.00	Piccolo repairs from Senseney	21400212 016 L 8999 00 0000 000 00 000	
579315	R	11/10/2014	SENSENEY MUSIC INC	85.00	Piccolo repairs from Senseney	21400212 016 L 8999 00 0000 000 00 000	
579315	R	11/10/2014	SENSENEY MUSIC INC	100.00	Piccolo repairs from Senseney	21400212 016 L 8999 00 0000 000 00 000	
579315	R	11/10/2014	SENSENEY MUSIC INC	145.00	Piccolo repairs from Senseney	21400212 016 L 8999 00 0000 000 00 000	
579315	R	11/10/2014	SENSENEY MUSIC INC	60.00	Marching band show music - we will use for our contest show	21400208 016 L 8999 00 0000 000 00 000	
579315	R	11/10/2014	SENSENEY MUSIC INC	65.00	Marching band show music - we will use for our contest show	21400208 016 L 8999 00 0000 000 00 000	
			Totals for 579315	889.50			
579316	R	11/10/2014	SIEBERT, MARY	15.00	KSDE CONFERENCE MEAL 10/20/14	0 026 E 2200 22 0000 540 00 590	
			Totals for 579316	15.00			
579317	R	11/10/2014	SIMMER, WILFORD	11.71	THREAD ROLLS/NEEDLE FOR BUS SEATS	0 008 E 2720 66 0000 800 00 890	
			Totals for 579317	11.71			
579318	R	11/10/2014	SUMMIT PROFESSIONAL	179.00	JENNIFER KING: Sensory Diets Conference TOPEKA, KS 10/19/14	51500029 026 E 2200 22 0005 900 00 321	
			Totals for 579318	179.00			
579319	R	11/10/2014	SUNFLOWER RESTAURANT	378.00	Bun Pan Rack, 7 shelf, Prairie View Industries Model #WE3018-7W. Bun Rack, mobile, welded, half-size, open sides, guides on 3" centers, capacity (7) 18x26" pans, heavy duty non-rustable aluminum construction, end loading, 25.25"d x 32"h x 20.25"W, swivel casters	91500022 024 E 3130 18 0000 150 00 700	
			Totals for 579319	378.00			



CHECK NUMBER	CHE TYP	CHECK DATE	VENDOR	AMOUNT	INVOICE	PO ACCOUNT	
					DESCRIPTION	NUMBER	NUMBER
579320	R	11/10/2014	SWPRSC	34.01	SUE JENKINS TRAVEL EXPENSE 9/18/14 ETAT	11500126	026 E 2200 22 0000 500 00 321
			Totals for 579320	34.01			
579321	R	11/10/2014	SYLVESTER, ALLEN	60.00	Tech Center disbursement to Allen Sylvester (WHS Science Club sponsor) for Science Club assistance/supplies with "Make Your Own Pumpkin Chunker" Tech Center class on Oct. 21.	21500096	012 E 2230 30 0000 410 00 650
			Totals for 579321	60.00			
579322	R	11/10/2014	TBS ELECTRONICS	591.00	Radio service for Central	171500453	008 E 2720 56 0000 110 00 890
			Totals for 579322	591.00			
579323	R	11/10/2014	THYSSENKRUPP ELEVATO	267.30	Service contract for school elevators	171500187	008 E 2640 15 0000 700 00 430
579323	R	11/10/2014	THYSSENKRUPP ELEVATO	542.70	Service contract for school elevators	171500187	008 E 2640 15 0002 700 00 430
			Totals for 579323	810.00			
579324	R	11/10/2014	TRI-COUNTY WASTE	1,320.00	MONTHLY TRASH SERVICE	0 008 E 2620 14 0000 700 00 421	
			Totals for 579324	1,320.00			
579325	R	11/10/2014	U.S. CELLULAR	51.77	PARENT AS TEACHER PHONES	0 028 E 2100 28 0000 860 00 530	
579325	R	11/10/2014	U.S. CELLULAR	93.10	TRANSPORTATION PHONES	0 006 E 2720 66 0000 650 00 890	
579325	R	11/10/2014	U.S. CELLULAR	165.32	MAINTENANCE DEPT. PHONES	0 008 E 2630 55 0000 200 00 610	
579325	R	11/10/2014	U.S. CELLULAR	515.62	ADMIN PHONES	0 008 E 2510 17 0000 290 00 530	
			Totals for 579325	825.81			
579326	R	11/10/2014	UCS INC	15,780.00	POLE VAULT PIT REPLACEMENT	21500042	016 E 1000 19 0000 500 00 730
			Totals for 579326	15,780.00			
579327	R	11/10/2014	UPS	16.48	POSTAGE FOR TECH	11500139	008 E 2510 14 0000 200 00 530
579327	R	11/10/2014	UPS	11.00	POSTAGE for Transportation Dept.	11500131	008 E 2720 56 0000 110 00 890
579327	R	11/10/2014	UPS	9.12	POSTAGE FOR TECH	11500140	008 E 2510 14 0000 200 00 530
			Totals for 579327	36.60			
579328	R	11/10/2014	US FOODSERVICE-TOPEK	25,478.15	OCT. FOOD SERVICE FOOD	0 024 E 3130 18 0000 050 00 630	
579328	R	11/10/2014	US FOODSERVICE-TOPEK	1,237.24	OCT. FOOD SERVICE FOOD	0 024 E 3130 18 0000 100 00 680	
			Totals for 579328	26,715.39			
579329	R	11/10/2014	VISA	139.61	Hotel reservation for the Kansas World Language Association Conference on Oct. 17-18 at the Kansas City	21500050	026 E 2200 22 0002 640 00 590

CHECK NUMBER	CHE TYP	CHECK DATE	VENDOR	AMOUNT	INVOICE DESCRIPTION	PO NUMBER	ACCOUNT NUMBER
					Marriott Country Club Plaza. Lotus Hazlett and I will be sharing a room. Kansas City Marriott Country Club Plaza 4445 Main St. Kansas City, MO 64111		
579329	R	11/10/2014	VISA	40.00	Background Check Seminar	11500136	008 E 2310 13 1000 050 00 345
579329	R	11/10/2014	VISA	20.00	Sonic giftcards purchase for Tech Center Digital Citizenship contest with West Elementary	21500066	012 E 1000 30 0000 401 00 610
579329	R	11/10/2014	VISA	229.50	audible.com audio book subscription for one year. I would like to purchase audio book versions of each novel that is read in our English courses. Audio books have been specifically requested from ESOL and SPED teachers as another way for students to learn material. These will be in digital format and accessed through our library iPads. Subscription includes 24 audio books that can also be burned to CDs so that we have a hard copy as well.	21500046	008 E 2220 53 0002 540 00 641
579329	R	11/10/2014	VISA	192.92	DOUBLETREE HILTON WICHITA AIRPORT lodging for SNA-KS Fall Conference	91500015	024 E 3190 18 0000 200 00 890
579329	R	11/10/2014	VISA	114.48	To Attend the Kansas Business Education Conference in Wichita, KS on October 16-17, 2014. This is our annual Fall conference with many workshops and updates to our profession	111500034	026 E 2200 22 0003 740 00 590
579329	R	11/10/2014	VISA	338.00	SUMMIT PROFESSIONAL EDUCATION Registration for Sensory	41500031	026 E 2200 22 0004 800 00 321

CHECK NUMBER	CHE TYP	CHECK DATE	VENDOR	AMOUNT	INVOICE DESCRIPTION	PO NUMBER	ACCOUNT NUMBER
					Diets Workshop for Danielle Evans, and Amy Flinn. Evans and Flinn attending on November 20 in Salina.		
579329	R	11/10/2014	VISA	108.89	Foil Stars for the Hall of Fame	41500023	013 E 2100 75 0000 141 00 320
579329	R	11/10/2014	VISA	56.97	Materials for Science Inquiry Lessons to be purchased at PetCo	41500019	008 E 1000 54 0004 140 00 610
579329	R	11/10/2014	VISA	46.13	PE Equipment	31500028	008 E 1000 54 0003 220 00 610
579329	R	11/10/2014	VISA	99.73	SSL CERTIFICATE RENEWAL FOR POWERSCHOOL SERVER--3 YR	11500127	008 E 2585 14 0000 100 00 350
579329	R	11/10/2014	VISA	99.74	SSL CERTIFICATE RENEWAL FOR POWERSCHOOL SERVER--3 YR	11500127	008 E 2586 14 0002 100 00 350
579329	R	11/10/2014	VISA	31.55	VISTAPRINT BUSINESS CARDS FOR DEBBIE KLEIN & MARY KAYE SIEBERT	11500115	008 E 2510 17 0000 320 00 610
579329	R	11/10/2014	VISA	387.96	HYATT REGENCY WICHITA LODGING FOR SUPT/DIRECTOR OF INSTRUCTION FOR KSDE CONF IN OCTOBER 2014-3 NIGHTS	11500101	026 E 2200 22 0000 540 00 590
579329	C	11/10/2014	VISA	0.00			
579329	C	11/10/2014	VISA	0.00			
579329	C	11/10/2014	VISA	0.00			
			Totals for 579329	1,905.48			
579330	R	11/10/2014	WAL-MART COMMUNITY/G	19.42	Grocery & kitchen supplies	91500024	024 E 3190 18 0000 200 00 890
579330	R	11/10/2014	WAL-MART COMMUNITY/G	28.09	Grocery & kitchen supplies	91500024	024 E 3130 18 0002 050 00 630
579330	R	11/10/2014	WAL-MART COMMUNITY/G	44.38	Grocery & kitchen supplies	91500024	024 E 3130 18 0002 100 00 680
579330	R	11/10/2014	WAL-MART COMMUNITY/G	141.16	WAMEGO HIGH SCHOOL PHYSICAL EDUCATION DEPARTMENT EQUIPMENT ORDER 2014: WAL-MART, WHEN PURCHASE ORDER IS APPROVED THEN JULIE AYERS WILL PICK UP EQUIPMENT	21500077	008 E 1000 54 0002 740 00 610
579330	R	11/10/2014	WAL-MART COMMUNITY/G	-3.15	Kitchen & office supplies	91500023	024 E 3130 18 0002 050 00 630
579330	R	11/10/2014	WAL-MART COMMUNITY/G	-14.73	Kitchen & office supplies	91500023	024 E 3130 18 0002 100 00 680
579330	R	11/10/2014	WAL-MART COMMUNITY/G	23.11	Kitchen & office supplies	91500023	024 E 3130 18 0002 050 00 630
579330	R	11/10/2014	WAL-MART COMMUNITY/G	108.02	Kitchen & office supplies	91500023	024 E 3130 18 0002 100 00 680
			Totals for 579330	346.30			

CHECK NUMBER	CHE TYP	CHECK DATE	VENDOR	AMOUNT	INVOICE	PO ACCOUNT	
					DESCRIPTION	NUMBER	NUMBER
579331	R	11/10/2014	WAMEGO HIGH SCHOOL	220.00	ATTN: JENNIFER TOPLIFF - - Tech Center disbursement to WHS Drama Boosters for assistance with Halloween Tech-Tacular class	21500095	012 E 2230 30 0000 410 00 650
Totals for 579331				220.00			
579332	R	11/10/2014	WAMEGO TELECOMMUNICA	127.34	WMS PHONE	0 008 E 2510 14 0000 200 00 530	
579332	R	11/10/2014	WAMEGO TELECOMMUNICA	793.83	ADMIN INTERNET \$124.62/ADMIN PHONES \$669.21	0 008 E 2510 17 0000 290 00 530	
579332	R	11/10/2014	WAMEGO TELECOMMUNICA	227.18	WHS PHONE	0 008 E 2510 14 0002 200 00 530	
579332	R	11/10/2014	WAMEGO TELECOMMUNICA	83.93	WEST ELEM PHONE	0 008 E 2510 14 0000 200 00 530	
579332	R	11/10/2014	WAMEGO TELECOMMUNICA	170.19	MAINT. PHONES \$123.37; MAINT. INTERNET \$46.82	0 008 E 2510 17 0000 290 00 530	
579332	R	11/10/2014	WAMEGO TELECOMMUNICA	123.14	CENTRAL ELEM PHONE	0 008 E 2510 14 0000 200 00 530	
579332	R	11/10/2014	WAMEGO TELECOMMUNICA	580.70	DID/DSI SPECIAL ACCESS	0 008 E 2510 17 0000 290 00 530	
Totals for 579332				2,106.31			
579333	R	11/10/2014	WAMEGO TIMES	22.91	WHS 9 MONTH annual subscription renewal	21500045	008 E 2220 53 0002 540 00 641
579333	R	11/10/2014	WAMEGO TIMES	142.80	A MESSAGE FROM USD 320	0 008 E 2510 17 0000 270 00 890	
Totals for 579333				165.71			
579334	R	11/10/2014	WATERS TRUE VALUE HA	29.51	Supplies for repair for West	171500527	008 E 2690 55 0000 500 00 610
579334	R	11/10/2014	WATERS TRUE VALUE HA	9.49	West milk cooler new cord	171500507	024 E 2640 18 0000 125 00 739
579334	R	11/10/2014	WATERS TRUE VALUE HA	0.00	rental and return due to equipment not working	171500505	008 E 2630 55 0000 200 00 610
579334	R	11/10/2014	WATERS TRUE VALUE HA	15.96	Supplies for repair at Central	171500526	008 E 2690 55 0000 500 00 610
579334	R	11/10/2014	WATERS TRUE VALUE HA	289.99	Gas Hedge Trimmer	171500542	008 E 2630 55 0000 201 00 439
579334	R	11/10/2014	WATERS TRUE VALUE HA	-6.65	Return of various vinyl letters/numbers	171500548	008 E 2720 56 0000 110 00 890
579334	R	11/10/2014	WATERS TRUE VALUE HA	-1.27	Return of various vinyl letters/numbers	171500548	008 E 2720 56 0002 110 00 890
579334	R	11/10/2014	WATERS TRUE VALUE HA	12.59	Clean up Battery Acid at Middle School and tools for Shop	171500536	008 E 2630 55 0000 201 00 439
579334	R	11/10/2014	WATERS TRUE VALUE HA	2.40	Clean up Battery Acid at Middle School and tools for Shop	171500536	008 E 2630 55 0000 202 00 430
579334	R	11/10/2014	WATERS TRUE VALUE HA	5.97	Clean up Battery Acid at Middle School and tools for	171500536	008 E 2620 55 0000 110 00 430

CHECK NUMBER	CHE TYP	CHECK DATE	VENDOR	AMOUNT	INVOICE	PO ACCOUNT	
					DESCRIPTION	NUMBER	NUMBER
					Shop		
579334	R	11/10/2014	WATERS TRUE VALUE HA	13.15	Various Vinyl Peel & Stick Letters	171500547	008 E 2720 56 0000 110 00 890
579334	R	11/10/2014	WATERS TRUE VALUE HA	2.51	Various Vinyl Peel & Stick Letters	171500547	008 E 2720 56 0002 110 00 890
579334	R	11/10/2014	WATERS TRUE VALUE HA	8.36	Extra keys for fuel pump	171500549	008 E 2730 66 0000 950 00 615
579334	R	11/10/2014	WATERS TRUE VALUE HA	1.59	Extra keys for fuel pump	171500549	008 E 2730 66 0002 950 00 615
579334	R	11/10/2014	WATERS TRUE VALUE HA	34.93	Propane for Fork Lift	171500554	008 E 2630 55 0000 202 00 430
579334	R	11/10/2014	WATERS TRUE VALUE HA	45.34	Grip n Grab Pick up Tool for trash pick up	171500553	008 E 2630 55 0000 201 00 439
579334	R	11/10/2014	WATERS TRUE VALUE HA	8.64	Grip n Grab Pick up Tool for trash pick up	171500553	008 E 2630 55 0000 202 00 430
579334	R	11/10/2014	WATERS TRUE VALUE HA	12.98	GLASS CLEANERS	0 024 E 3130	18 0000 100 00 680
579334	R	11/10/2014	WATERS TRUE VALUE HA	12.96	KEYS, CLEANERS	0 024 E 3130	18 0000 100 00 680
579334	R	11/10/2014	WATERS TRUE VALUE HA	25.66	West building maintenance	171500460	008 E 2690 55 0000 500 00 610
579334	R	11/10/2014	WATERS TRUE VALUE HA	41.80	Winterizing & repair of mowing equipment	171500459	008 E 2630 55 0000 202 00 430
579334	R	11/10/2014	WATERS TRUE VALUE HA	6.29	Door Stop for Sports Complex	171500509	008 E 2690 55 0000 400 00 610
579334	R	11/10/2014	WATERS TRUE VALUE HA	1.20	Door Stop for Sports Complex	171500509	008 E 2690 55 0002 400 00 610
579334	R	11/10/2014	WATERS TRUE VALUE HA	150.95	Heater for Red Shed	171500501	008 E 2630 55 0000 203 00 500
579334	R	11/10/2014	WATERS TRUE VALUE HA	35.94	Hand tools for Middle School	171500502	008 E 2690 55 0000 500 00 610
579334	R	11/10/2014	WATERS TRUE VALUE HA	44.99	Tools for High School	171500503	008 E 2690 55 0002 500 00 610
579334	R	11/10/2014	WATERS TRUE VALUE HA	36.49	Post for sports complex	171500497	008 E 2630 55 0000 200 00 610
579334	R	11/10/2014	WATERS TRUE VALUE HA	6.95	Post for sports complex	171500497	008 E 2630 55 0002 200 00 610
579334	R	11/10/2014	WATERS TRUE VALUE HA	17.90	Keys for Middle School	171500498	008 E 2690 55 0000 500 00 610
579334	R	11/10/2014	WATERS TRUE VALUE HA	14.99	Dead bolt for Middle School	171500499	008 E 2690 55 0000 500 00 610
579334	R	11/10/2014	WATERS TRUE VALUE HA	822.99	Snow Blower for West Elementary	171500500	008 E 2630 55 0000 201 00 439
579334	R	11/10/2014	WATERS TRUE VALUE HA	50.97	Full Strength Antifreeze for middle school	171500546	008 E 2690 55 0000 500 00 610
579334	C	11/10/2014	WATERS TRUE VALUE HA	0.00			
			Totals for 579334	1,755.57			
579335	R	11/10/2014	WESTAR ENERGY	988.21	510 E HWY 24 & 4290 COLUMBIAN RD ADMIN UTILITIES \$173.80; BUS BARN \$206.58; FB FLD & SHOWERS \$721.29; SPORTS COMPLEX SIGN \$60.34	0 008 E 2620	55 0000 040 00 622
579335	R	11/10/2014	WESTAR ENERGY	173.80	510 E HWY 24 & 4290 COLUMBIAN RD ADMIN UTILITIES \$173.80;	0 008 E 2510	17 0000 310 00 620

CHECK NUMBER	CHE TYP	CHECK DATE	VENDOR	AMOUNT	INVOICE DESCRIPTION	PO NUMBER	ACCOUNT NUMBER
					BUS BARN \$206.58; FB FLD & SHOWERS \$721.29; SPORTS COMPLEX SIGN \$60.34		
579335	R	11/10/2014	WESTAR ENERGY	25.85	ADMIN. UTILITIES	0 008 E 2510 17 0000 310 00 620	
			Totals for 579335	1,187.86			
579336	R	11/10/2014	WESTERN EXTRALITE	129.65	Fuses HS vo-ag/ HS aud. light bulbs	171500523 008 E 2690 55 0002 500 00 610	
579336	R	11/10/2014	WESTERN EXTRALITE	80.42	HS install elc for new equip in welding shop/ district elec supplies	171500449 008 E 2690 55 0000 500 00 610	
579336	R	11/10/2014	WESTERN EXTRALITE	80.41	HS install elc for new equip in welding shop/ district elec supplies	171500449 008 E 2690 55 0002 500 00 610	
579336	R	11/10/2014	WESTERN EXTRALITE	190.53	HS install elc for new equip in welding shop/ district elec supplies	171500449 008 E 2690 55 0000 500 00 610	
579336	R	11/10/2014	WESTERN EXTRALITE	190.52	HS install elc for new equip in welding shop/ district elec supplies	171500449 008 E 2690 55 0002 500 00 610	
			Totals for 579336	671.53			
579337	R	11/10/2014	WILDIN, JOSHUA	17.25	OCTOBER MILEAGE	0 008 E 1000 53 0000 501 00 590	
579337	R	11/10/2014	WILDIN, JOSHUA	17.25	OCTOBER MILEAGE	0 008 E 1000 53 0002 501 00 590	
579337	R	11/10/2014	WILDIN, JOSHUA	15.68	SEPTEMBER MILEAGE	0 008 E 1000 53 0000 501 00 590	
579337	R	11/10/2014	WILDIN, JOSHUA	15.68	SEPTEMBER MILEAGE	0 008 E 1000 53 0002 501 00 590	
			Totals for 579337	65.86			
579338	R	11/10/2014	WILLETTE, ROBERT	12.75	TURNPIKE TOLLS \$5.50; SUPPLIES FOR BUS REPAIR \$7.25	0 008 E 2720 66 0000 800 00 890	
			Totals for 579338	12.75			
579339	R	11/10/2014	WILLIS OF GREATER KA	1,263.00	13-14 WORK COMP AUDIT	11500133 008 E 2510 13 0000 420 00 520	
579339	R	11/10/2014	WILLIS OF GREATER KA	-45.00	13-14 GENERAL LIABILITY AUDIT	11500134 008 E 2510 13 0000 400 00 520	
			Totals for 579339	1,218.00			
579340	R	11/10/2014	WILLIAMS, TAMARA	6.44	9/4-10/31/14 MILEAGE	0 008 E 2500 17 0000 450 00 580	
579340	R	11/10/2014	WILLIAMS, TAMARA	6.44	9/4-10/31/14 MILEAGE	0 008 E 2500 17 0002 450 00 580	
			Totals for 579340	12.88			
579341	R	11/10/2014	YODER MEATS	169.92	FOOD SERVICE FIT STICKS	0 024 E 3130 18 0000 050 00 630	
			Totals for 579341	169.92			
801779	R	10/16/2014	DELTA DENTAL	2,938.04	Payroll accrual	0 078 L 8536 00 0000 000 00 000	
			Totals for 801779	2,938.04			
801780	R	10/23/2014	CALIFORNIA STATE DIS	101.50	#BY0789677/CASE ID	0 078 L 8538 00 0000 000 00 000	

CHECK NUMBER	CHE TYP	CHECK DATE	VENDOR	AMOUNT	INVOICE DESCRIPTION	PO NUMBER	ACCOUNT NUMBER
					#0370023976344		
			Totals for 801780	101.50			
801781	R	10/23/2014	DELTA MGMT ASSOCIATE	498.42	513607001	0 078 L	8532 00 0000 000 00 000
			Totals for 801781	498.42			
801782	R	10/23/2014	DISCOVER BANK	374.59	CASE #2010-CV-000013	0 078 L	8532 00 0000 000 00 000
			Totals for 801782	374.59			
801783	R	10/23/2014	NATIONAL PAYMENT CEN	248.89	CASE #S514960940	0 078 L	8532 00 0000 000 00 000
			Totals for 801783	248.89			
801784	R	10/23/2014	STORMONT VAIL HEALTH	391.78	CASE #08L007080	0 078 L	8532 00 0000 000 00 000
			Totals for 801784	391.78			
801785	R	10/23/2014	WAMEGO CITY HOSPITAL	340.46	Case #12LM66	0 078 L	8532 00 0000 000 00 000
			Totals for 801785	340.46			
801786	R	10/23/2014	WAMEGO TEACHERS ASSO	965.25	Payroll accrual	0 078 L	8522 00 0000 000 00 000
			Totals for 801786	965.25			
801787	R	10/23/2014	AMERICAN FIDELITY AS	2,904.74	Payroll accrual	0 078 L	8520 00 0000 000 00 000
801787	R	10/23/2014	AMERICAN FIDELITY AS	555.55	Payroll accrual	0 078 L	8521 00 0000 000 00 000
801787	R	10/23/2014	AMERICAN FIDELITY AS	-208.33	Payroll accrual	0 078 L	8520 00 0000 000 00 000
801787	R	10/23/2014	AMERICAN FIDELITY AS	-208.33	Payroll accrual	0 078 L	8520 00 0000 000 00 000
			Totals for 801787	3,043.63			
801788	R	10/24/2014	AMERICAN FIDELITY AS	6.00	Payroll accrual	0 078 L	8528 00 0000 000 00 000
801788	R	10/24/2014	AMERICAN FIDELITY AS	49.00	Payroll accrual	0 078 L	8528 00 0000 000 00 000
801788	R	10/24/2014	AMERICAN FIDELITY AS	38.80	Payroll accrual	0 078 L	8557 00 0000 000 00 000
801788	R	10/24/2014	AMERICAN FIDELITY AS	517.28	Payroll accrual	0 078 L	8562 00 0000 000 00 000
801788	R	10/24/2014	AMERICAN FIDELITY AS	53.84	Payroll accrual	0 078 L	8567 00 0000 000 00 000
801788	R	10/24/2014	AMERICAN FIDELITY AS	265.92	Payroll accrual	0 078 L	8519 00 0000 000 00 000
801788	R	10/24/2014	AMERICAN FIDELITY AS	81.42	Payroll accrual	0 078 L	8528 00 0000 000 00 000
801788	R	10/24/2014	AMERICAN FIDELITY AS	1,182.05	Payroll accrual	0 078 L	8528 00 0000 000 00 000
			Totals for 801788	2,194.31			
801789	R	10/24/2014	AMERICAN FIDELITY AS	1,874.02	Payroll accrual	0 078 L	8516 00 0000 000 00 000
			Totals for 801789	1,874.02			
801790	R	10/24/2014	FIDELITY INVESTMENTS	1,150.00	Payroll accrual	0 078 L	8507 00 0000 000 00 000
801790	R	10/24/2014	FIDELITY INVESTMENTS	555.00	Payroll accrual	0 078 L	8507 00 0000 000 00 000
801790	R	10/24/2014	FIDELITY INVESTMENTS	1,335.42	Payroll accrual	0 078 L	8507 00 0000 000 00 000
801790	R	10/24/2014	FIDELITY INVESTMENTS	295.00	Payroll accrual	0 078 L	8507 00 0000 000 00 000
			Totals for 801790	3,335.42			
801791	R	10/24/2014	VISION CARE DIRECT	957.47	Payroll accrual	0 078 L	8529 00 0000 000 00 000
			Totals for 801791	957.47			
801792	R	10/30/2014	LINCOLN NATIONAL LIF	20.05	Payroll accrual	0 078 L	8566 00 0000 000 00 000
			Totals for 801792	20.05			

CHECK NUMBER	CHE TYP	CHECK DATE	VENDOR	AMOUNT	INVOICE DESCRIPTION	PO NUMBER	ACCOUNT NUMBER							
801793	R	10/30/2014	TEXAS LIFE	836.91	Payroll accrual	0 078 L 8513	00 0000 000 00 000							
			Totals for 801793	836.91										
801794	R	10/30/2014	COVENTRY HEALTH & LI	7,378.82	Payroll accrual	0 078 L 8546	00 0000 000 00 000							
801794	R	10/30/2014	COVENTRY HEALTH & LI	15,704.58	Payroll accrual	0 078 L 8547	00 0000 000 00 000							
			Totals for 801794	23,083.40										
801795	R	11/03/2014	PHILLIPS 66 - CONOCO	205.15	MEETING TRIPS FUEL FOR BRASE/HARGITT	0 078 E 1000 43	0000 152 00 581							
			Totals for 801795	205.15										
801796	R	11/03/2014	TAESE/USU	1,620.00	Tri State Law Conference Nov 6 - 7, 2014 Omaha, NE Rebekah Helget, Sean Cochran, Denise O'Dea, Tim Winter, Teri Dow, Jeff Stuewe, Eric Koppes, Jan Hutley	61400261 078 L 8999	00 0000 000 00 000							
			Totals for 801796	1,620.00										
801797	R	11/10/2014	AMAZON/SYNCHRONY BAN	14.98	HOW TO STOP DROOLING BY PAM MARSHALLA	61500087 078 E 1000 43	0006 490 00 600							
801797	R	11/10/2014	AMAZON/SYNCHRONY BAN	35.42	Classroom Supplies	131500000 078 E 1000 43	0006 590 00 600							
801797	R	11/10/2014	AMAZON/SYNCHRONY BAN	5.99	4-in-1 Stylus, Ballpoint Pen, Laser Pointer, & Led Light Capacitive Touch	61500045 078 E 2500 46	0000 200 00 600							
			Totals for 801797	56.39										
801798	R	11/10/2014	BECHARD, KELLY	185.36	I/T MILEAGE 9/24-10/22/14	0 078 E 1300 79	0000 300 00 581							
			Totals for 801798	185.36										
801799	R	11/10/2014	BRASE, JENNY	214.48	MILEAGE 9/25-10/22/14	0 078 E 1000 43	0000 150 00 581							
801799	R	11/10/2014	BRASE, JENNY	2.80	MILEAGE 9/25-10/22/14	0 078 E 1000 43	0000 152 00 581							
801799	R	11/10/2014	BRASE, JENNY	87.26	DEC CONVENTION MEALS IN ST LOUIS 10/6-10/10/14	0 078 E 2210 45	0000 200 00 320							
			Totals for 801799	304.54										
801800	R	11/10/2014	BROOKS, RACHELLE	146.16	USD 321 MILEAGE 9/29-10/24/14	0 078 E 1000 43	0000 150 00 581							
801800	R	11/10/2014	BROOKS, RACHELLE	268.24	USD 320 MILEAGE 9/30-10/23/14	0 078 E 1000 43	0000 150 00 581							
			Totals for 801800	414.40										
801801	R	11/10/2014	BURNETT, KATHERINE	126.55	MILEAGE 9/26-10/22/14	0 078 E 2140 44	0000 600 00 581							
801801	R	11/10/2014	BURNETT, KATHERINE	50.33	MILEAGE 9/26-10/22/14	0 078 E 2140 44	0002 600 00 581							
801801	R	11/10/2014	BURNETT, KATHERINE	62.72	MILEAGE 9/26-10/22/14	0 078 E 1000 43	0000 152 00 581							
			Totals for 801801	239.60										
801802	R	11/10/2014	CAFFEY, KRISTA	274.23	MILEAGE 9/24-10/24/14	0 078 E 1000 43	0000 150 00 581							
801802	R	11/10/2014	CAFFEY, KRISTA	25.65	MILEAGE 9/24-10/24/14	0 078 E 1000 43	0002 150 00 581							
			Totals for 801802	299.88										



CHECK NUMBER	CHE TYP	CHECK DATE	VENDOR	AMOUNT	INVOICE	PO ACCOUNT	
					DESCRIPTION	NUMBER	NUMBER
801803	R	11/10/2014	CASE	300.00	REBAKAH HELGET: Registration for BOD Meeting Council of Administrators of Special Education Nov 12-13 San Antonio, TX Rebekah	61500118	078 E 2210 50 0000 750 00 113
			Totals for 801803	300.00			
801804	R	11/10/2014	CINTAS DOCUMENT MANA	45.00	DOCUMENT SHREDDING SERVICE FOR SEPTEMBER	61500092	078 E 2500 46 0000 200 00 600
			Totals for 801804	45.00			
801805	R	11/10/2014	CLARK, MEGAN	33.15	MILEAGE 9/30-10/22/14	0 078 E 1000 43 0000 150 00 581	
801805	R	11/10/2014	CLARK, MEGAN	33.15	MILEAGE 9/30-10/22/14	0 078 E 1000 43 0002 150 00 581	
801805	R	11/10/2014	CLARK, MEGAN	11.98	MILEAGE 9/30-10/22/14	0 078 E 1000 43 0000 152 00 581	
			Totals for 801805	78.28			
801806	R	11/10/2014	CLASSROOM DIRECT/SCH	144.14	Classroom supplies	61500099	078 E 1000 43 0006 470 00 600
			Totals for 801806	144.14			
801807	R	11/10/2014	DONAHUE, AMY	51.46	10/13-10/29/14 MILEAGE	0 078 E 1000 43 0000 150 00 581	
801807	R	11/10/2014	DONAHUE, AMY	1.52	10/13-10/29/14 MILEAGE	0 078 E 1000 43 0000 152 00 581	
			Totals for 801807	52.98			
801808	R	11/10/2014	ECKSTEIN, SARAH	99.65	DEC CONFERENCE MEALS IN ST LOUIS 10/9-10/10/14	0 078 E 1300 79 0000 300 00 581	
801808	R	11/10/2014	ECKSTEIN, SARAH	339.92	MILEAGE 9/23-10/21/14	0 078 E 1300 79 0000 300 00 581	
			Totals for 801808	439.57			
801809	R	11/10/2014	FICKE, CARRIE	95.27	DEC CONVENTION MEALS IN ST LOUIS 10/6-10/9/14	0 078 E 2210 45 0000 200 00 320	
			Totals for 801809	95.27			
801810	R	11/10/2014	FLOCABULARY, LLC	96.00	1-YR FLOCABULARY DIGITAL SUBSCRIPTION	61500102	078 E 1000 43 0006 480 00 600
			Totals for 801810	96.00			
801811	R	11/10/2014	FOSTER, BENETTA	190.12	MILEAGE 9/29-10/23/14	0 078 E 1000 43 0000 150 00 581	
801811	R	11/10/2014	FOSTER, BENETTA	23.30	MILEAGE 9/29-10/23/14	0 078 E 1000 43 0000 152 00 581	
			Totals for 801811	213.42			
801812	R	11/10/2014	FRANK, ANNIE	63.00	MILEAGE 9/29-10/6/14	0 078 E 1000 43 0000 150 00 581	
801812	R	11/10/2014	FRANK, ANNIE	17.70	MILEAGE 9/29-10/6/14	0 078 E 1000 43 0002 150 00 581	
			Totals for 801812	80.70			
801813	R	11/10/2014	GENE'S HEARTLAND FOO	9.97	Creamer - Office, Water & Ice - Child Find	61500109	078 E 2500 46 0000 300 00 683
			Totals for 801813	9.97			
801814	R	11/10/2014	GORDON STOWE AND ASS	123.52	Audiometer earphone replacements	61500110	078 E 2200 45 0000 250 00 730

CHECK NUMBER	CHE TYP	CHECK DATE	VENDOR	AMOUNT	INVOICE DESCRIPTION	PO NUMBER	ACCOUNT NUMBER
			Totals for 801814	123.52			
801815	R	11/10/2014	GROS, WAYNE	175.11	MILEAGE 10/1-10/24/14	0 078 E 2140 44 0000	600 00 581
801815	R	11/10/2014	GROS, WAYNE	15.51	MILEAGE 10/1-10/24/14	0 078 E 2140 44 0002	600 00 581
			Totals for 801815	190.62			
801816	R	11/10/2014	HALLER, TANYA	16.80	MILEAGE 9/26-10/24/14	0 078 E 1000 43 0000	150 00 581
			Totals for 801816	16.80			
801817	R	11/10/2014	HANDWRITING WITHOUT	46.15	OT materials and supplies	61500056 078 E 2200 45 0000	250 00 730
			Totals for 801817	46.15			
801818	R	11/10/2014	HARGITT, CRISTINA	485.52	I/T MILEAGE 9/25-10/22/14	0 078 E 1300 79 0000	300 00 581
			Totals for 801818	485.52			
801819	R	11/10/2014	HOBBY LOBBY	23.44	Hobby Lobby- Supplies for State SPED Meeting	61500113 078 E 2500 46 0000	300 00 683
			Totals for 801819	23.44			
801820	R	11/10/2014	HURLA, JANELL	14.99	Reimbursement for Mat for student to do PT stretches on	61500098 078 E 1000 43 0006	480 00 600
			Totals for 801820	14.99			
801821	R	11/10/2014	I SIGN CONSULTING	106.40	SIGN LANGUAGE INTERPRETER SERVICES FOR OCTOBER 2014	61500117 078 E 1000 43 0000	150 00 581
801821	R	11/10/2014	I SIGN CONSULTING	1,125.00	SIGN LANGUAGE INTERPRETER SERVICES FOR OCTOBER 2014	61500117 078 E 2120 44 0000	250 00 350
			Totals for 801821	1,231.40			
801822	R	11/10/2014	KENNEDY, MICHELLE	172.25	MILEAGE 10/1-10/27/14	0 078 E 1000 43 0000	150 00 581
801822	R	11/10/2014	KENNEDY, MICHELLE	28.90	MILEAGE 10/1-10/27/14	0 078 E 1000 43 0002	150 00 581
			Totals for 801822	201.15			
801823	R	11/10/2014	LAKESHORE LEARNING M	74.73	Item #LL499 \$22.99 Count & Write Math Mats Item #AA371 \$34.99 Zip, Snap, & Button Dressing Frames	61500097 078 E 1000 43 0006	480 00 600
			Totals for 801823	74.73			
801824	R	11/10/2014	LIND, HOLLIE	80.21	DEC CONFERENCE MEALS IN ST LOUIS 10/6-10/10/14	0 078 E 1300 79 0000	300 00 581
801824	R	11/10/2014	LIND, HOLLIE	3.92	SEPTEMBER NON-STUDENT MILES	0 078 E 1300 79 0000	300 00 581
801824	R	11/10/2014	LIND, HOLLIE	41.44	I/T MILEAGE 10/16-10/22/14	0 078 E 1300 79 0000	300 00 581
			Totals for 801824	125.57			
801825	R	11/10/2014	LINDYSPRING WATER	48.60	USD/SPED DRINKING WATER	0 078 E 2500 46 0000	200 00 600
			Totals for 801825	48.60			
801826	R	11/10/2014	LOUDERBACK, MARIAH	180.92	MILEAGE 9/29-10/22/14	0 078 E 1000 43 0000	150 00 581
			Totals for 801826	180.92			
801827	R	11/10/2014	MAYER-JOHNSON INC	199.50	CARRIE FICKE BOARDMAKER PLUS:	131500008 078 E 1000 43 0006	290 00 600

CHECK NUMBER	CHE TYP	CHECK DATE	VENDOR	AMOUNT	INVOICE	PO ACCOUNT	
					DESCRIPTION	NUMBER	NUMBER
					Classroom/SPED supplies		
801827	R	11/10/2014	MAYER-JOHNSON INC	199.50	CARRIE FICKE BOARDMAKER PLUS:	131500008	078 E 1000 43 0006 720 00 600
					Classroom/SPED supplies		
			Totals for 801827	399.00			
801828	R	11/10/2014	NCS PEARSON INCORPOR	88.50	TESTING RECORD FORMS	61500096	078 E 2100 44 0000 200 00 670
			Totals for 801828	88.50			
801829	R	11/10/2014	NIDER, JENNIFER	108.14	MILEAGE 9/24-10/22/14	0	078 E 1000 43 0000 150 00 581
801829	R	11/10/2014	NIDER, JENNIFER	44.15	MILEAGE 9/24-10/22/14	0	078 E 1000 43 0002 150 00 581
			Totals for 801829	152.29			
801830	R	11/10/2014	POTTAWATOMIE COUNTY	20.00	CPR/First Aid books	61500047	078 E 2210 45 0000 200 00 320
801830	R	11/10/2014	POTTAWATOMIE COUNTY	80.00	CPR/First Aid books	61500047	078 E 2210 45 0002 200 00 320
			Totals for 801830	100.00			
801831	R	11/10/2014	ROBERTS, TARA	199.92	USD 320 MILEAGE 9/30-10/23/14	0	078 E 1000 43 0000 150 00 581
801831	R	11/10/2014	ROBERTS, TARA	7.84	USD 320 MILEAGE 9/30-10/23/14	0	078 E 1000 43 0000 152 00 581
801831	R	11/10/2014	ROBERTS, TARA	156.24	MILEAGE 9/29-10/24/14	0	078 E 1000 43 0000 150 00 581
801831	R	11/10/2014	ROBERTS, TARA	10.08	I/T MILEAGE 10/1/14	0	078 E 1300 79 0000 300 00 581
			Totals for 801831	374.08			
801832	R	11/10/2014	SCHUCKMAN, DOTTY	167.27	MILEAGE 10/7-10/31/14	0	078 E 1000 43 0000 150 00 581
			Totals for 801832	167.27			
801833	R	11/10/2014	SCHUTTER, KELLI	83.76	DEC MEALS IN ST LOUIS 10/9/14	0	078 E 1300 79 0000 300 00 581
801833	R	11/10/2014	SCHUTTER, KELLI	299.04	I/T MILEAGE 9/25-10/24/14	0	078 E 1300 79 0000 300 00 581
			Totals for 801833	382.80			
801834	R	11/10/2014	SELJESTAD, BRITTA	115.70	MILEAGE 10/14-10/24/14	0	078 E 1000 43 0000 150 00 581
			Totals for 801834	115.70			
801835	R	11/10/2014	SOUTHEAST KANSAS EDU	1,145.00	SPECIAL EDUCATION TEACHER REIMBURSEMENT FLOW THROUGH FOR OCTOBER 2014	61500111	078 E 1000 43 0000 100 00 560
			Totals for 801835	1,145.00			
801836	R	11/10/2014	SPEECH CORNER	194.61	Speech/Language Materials	61500085	078 E 1000 43 0006 440 00 600
			Totals for 801836	194.61			
801837	R	11/10/2014	STRATTON, MARC	20.33	Meals and Turnpike fees for KGTC Conference in Overland Park October 5-7, 2014.	61500094	078 E 2210 45 0000 200 00 320
			Totals for 801837	20.33			
801838	R	11/10/2014	TANNER, JILL	120.96	MILEAGE 10/15/14	0	078 E 1000 43 0000 152 00 581
			Totals for 801838	120.96			
801839	R	11/10/2014	THIEMANN, JILEENA	50.96	MILEAGE 9/29-10/22/14	0	078 E 1000 43 0000 150 00 581
801839	R	11/10/2014	THIEMANN, JILEENA	16.58	MILEAGE 9/29-10/22/14	0	078 E 1000 43 0002 150 00 581
			Totals for 801839	67.54			

CHECK NUMBER	CHE TYP	CHECK DATE	VENDOR	AMOUNT	INVOICE	PO ACCOUNT	
					DESCRIPTION	NUMBER	NUMBER
801840	R	11/10/2014	U.S. CELLULAR	186.35	HERRELL/HELGET PHONES	0 078 E 2500 46 0000 100 00 532	
801840	R	11/10/2014	U.S. CELLULAR	258.85	INFANT/TODDLER PHONES	0 078 E 2500 79 0000 330 00 532	
			Totals for 801840	445.20			
801841	R	11/10/2014	VISA	68.84	CLASSROOM SUPPLIES VELCRO DOTS	61500093 078 E 1000 43 0006 380 00 600	
801841	R	11/10/2014	VISA	104.00	Subway - Lunch for Child Find	61500108 078 E 2500 46 0000 300 00 683	
801841	R	11/10/2014	VISA	11.00	2-20 AA Alkaline AA Batteries from Dollar General for use in robotics for student projects.	61500071 078 E 1000 43 0006 570 00 600	
801841	R	11/10/2014	VISA	7.59	Superintendent Meeting Snack	61500103 078 E 2500 46 0000 300 00 683	
801841	R	11/10/2014	VISA	22.32	Countryman EMW B3 Single Tie Clip (Black) for FM System	61500079 078 E 2200 45 0000 250 00 730	
801841	R	11/10/2014	VISA	179.00	Registration for Sensory Diets Workshop for Marcia Beachler attending in Topeka on November 19.	61500104 078 E 2210 45 0000 200 00 320	
801841	R	11/10/2014	VISA	1,572.40	Hotel Rooms for DEC is St. Louis in Oct 2014	71400083 078 L 8999 00 0000 000 00 000	
801841	R	11/10/2014	VISA	1,179.30	Marriot Renaissance St. Louis Grand Hotel DEC Division of Early Childhood Conference Oct. 7 - Oct. 9, 2014 Kelsey Finke, Carrie Ficke, Amanda Sharp, Vicki Comstock, Jenny Brase Kendra Myer	61500001 078 E 2210 45 0000 200 00 320	
801841	R	11/10/2014	VISA	63.16	Child Find Lunch - PaPa Johns	61500076 078 E 2500 46 0000 300 00 683	
801841	R	11/10/2014	VISA	-7.75	SHERATON NY HOTEL RESERVATIONS FOR HELGET & BATES FOR THE The National Alliance for Medicaid in Education, Inc conference September 16-19, 2014 Niagara Falls, New York.	61400272 078 E 2210 45 0000 200 00 320	
801841	R	11/10/2014	VISA	-7.74	SHERATON NY HOTEL RESERVATIONS FOR HELGET & BATES FOR THE The National Alliance for Medicaid in Education, Inc conference	61400272 078 E 2210 45 0002 200 00 320	

CHECK NUMBER	CHE TYP	CHECK DATE	VENDOR	AMOUNT	INVOICE DESCRIPTION	PO NUMBER	ACCOUNT NUMBER
					September 16-19, 2014 Niagara Falls, New York.		
801841	R	11/10/2014	VISA	118.81	Overland Park Marriott KGTC Conference Oct. 5-7 Marc Stratton	61500072	078 E 2210 45 0000 200 00 320
801841	R	11/10/2014	VISA	118.81	Overland Park Marriott KGTC Conference Oct. 5-7 Marc Stratton	61500072	078 E 2210 45 0002 200 00 320
801841	C	11/10/2014	VISA	0.00			
			Totals for 801841	3,429.74			
801842	R	11/10/2014	WAL-MART COMMUNITY/G	47.38	Refreshments for State SPED meeting	61500112	078 E 2500 46 0000 300 00 683
801842	R	11/10/2014	WAL-MART COMMUNITY/G	130.24	Items for Student Transitioning from Central to West:	61500105	078 E 1000 43 0000 200 00 600
801842	R	11/10/2014	WAL-MART COMMUNITY/G	95.43	Storage containers (3) , Musical toy, Brand IT Keyboard	61500101	078 E 1000 43 0000 200 00 600
			Totals for 801842	273.05			
801843	R	11/10/2014	WALLIN, TAMARA	398.72	I/T MILEAGE 9/25-10/22/14	0	078 E 1300 79 0000 300 00 581
			Totals for 801843	398.72			
801844	R	11/10/2014	WAMEGO SELF STORAGE	47.50	STORAGE UNIT FEE FOR 14-15 SCHOOL YEAR.	61500006	078 E 2500 46 0000 300 00 683
801844	R	11/10/2014	WAMEGO SELF STORAGE	47.50	Wamego Self Storage Fee 14-15	71400105	078 L 8999 00 0000 000 00 000
			Totals for 801844	95.00			
801845	R	11/10/2014	WAMEGO TELECOMMUNICA	87.60	INFANT TODDLER PHONES	0	078 E 2500 79 0000 330 00 532
801845	R	11/10/2014	WAMEGO TELECOMMUNICA	35.14	SP ED PHONES	0	078 E 2500 46 0000 100 00 532
			Totals for 801845	122.74			
801846	R	11/10/2014	WATERS TRUE VALUE HA	5.03	fuel charges for rental concrete saw	171500510	008 E 2630 55 0000 200 00 610
801846	R	11/10/2014	WATERS TRUE VALUE HA	0.96	fuel charges for rental concrete saw	171500510	008 E 2630 55 0002 200 00 610
			Totals for 801846	5.99			
801847	R	11/10/2014	WHITE, SHERRY	262.98	MILEAGE 9/26-10/21/14	0	078 E 1000 43 0000 150 00 581
801847	R	11/10/2014	WHITE, SHERRY	11.25	MILEAGE 9/26-10/21/14	0	078 E 1000 43 0002 150 00 581
			Totals for 801847	274.23			
801848	R	11/10/2014	WILLETTE, NANETTE	322.90	MILEAGE 9/29-10/23/14	0	078 E 1000 43 0000 150 00 581
			Totals for 801848	322.90			

CHECK CHE CHECK			INVOICE		PO ACCOUNT		
NUMBER	TYP	DATE	VENDOR	AMOUNT	DESCRIPTION	NUMBER	NUMBER
			Totals for checks	397,377.52			

FUND SUMMARY

<u>FUND</u>	<u>DESCRIPTION</u>	<u>BALANCE SHEET</u>	<u>REVENUE</u>	<u>EXPENSE</u>	<u>TOTAL</u>
006	GENERAL FUND	80,483.62	0.00	7,213.82	87,697.44
007	FEDERAL FUNDS (TITLE PROGRAMS)	1,674.10	0.00	0.00	1,674.10
008	SUPPLEMENTAL GENERAL	0.00	0.00	93,382.42	93,382.42
012	ADULT SUPPLEMENTAL EDUCATION	147.25	0.00	598.40	745.65
013	AT-RISK K-12	9,905.40	0.00	1,050.68	10,956.08
016	CAPITAL OUTLAY	889.50	0.00	43,882.37	44,771.87
024	FOOD SERVICE	1,114.52	0.00	87,718.24	88,832.76
026	PROFESSIONAL DEVELOPMENT	0.00	0.00	3,013.06	3,013.06
028	PARENT EDUCATION PROG	564.18	0.00	477.11	1,041.29
030	MANDATED SPECIAL EDUCATION	76.40	0.00	238.46	314.86
034	VO EDUCATION FUND	2,279.96	0.00	4,368.77	6,648.73
055	TEXT BOOK & STUDENT MATERIALS	0.00	0.00	761.40	761.40
078	SPED COOP	44,444.04	0.00	13,093.82	57,537.86
***	Fund Summary Totals ***	141,578.97	0.00	255,798.55	397,377.52

\*\*\*\*\* End of report \*\*\*\*\*

# U.S.D. 320 Treasurer's Report

Month End October 31, 2014

Bank	Account	Beginning Balance	Activity	Outstanding Checks	Outstanding Deposits	(+/-)	Ending Balance
First National Bank - USD Checking	****900	\$ 3,709,495.12	\$ 1,076,113.71	\$ 393,155.29		\$ (3,891.65)	\$ 4,388,561.89
First National Bank - SpEd Checking	****507	\$ 360,271.38	\$ 168,839.16	\$ 31,153.15	\$ -	\$ -	\$ 497,957.39
First National Bank - Health Care Reserve	****656	\$ 60,592.17	\$ 0.05	\$ -	\$ -	\$ -	\$ 60,592.22
Kaw Valley State Bank - USD Checking	****067	\$ 1,464.26	\$ -	\$ -	\$ -	\$ -	\$ 1,464.26
Kaw Valley State Bank - SpEd Checking	***64	\$ 1,055.92	\$ 0.14	\$ -	\$ -	\$ -	\$ 1,056.06
Kaw Valley State Bank - USD Money Market	****702	\$ 1,057.58	\$ 0.01	\$ -	\$ -	\$ -	\$ 1,057.59
First National Bank - Bond Investment	****801	\$ 15,001.38	\$ 0.01	\$ -	\$ -	\$ -	\$ 15,001.39
First National Bank - USD Petty Cash	****760	\$ 1,071.60	\$ 35.00	\$ -	\$ -	\$ -	\$ 1,106.60
First National Bank - SpEd Petty Cash	****309	\$ 1,000.00	\$ -	\$ -	\$ -	\$ -	\$ 1,000.00
First National Bank - HS Activity Fund	****884	\$ 184,131.61	\$ (22,988.26)	\$ 8,281.78	\$ -	\$ -	\$ 152,861.57
First National Bank - HS Petty Cash	****807	\$ 500.00	\$ (230.00)	\$ -	\$ -	\$ -	\$ 270.00
First National Bank - MS Activity Fund	****505	\$ 35,336.99	\$ (1,190.61)	\$ 940.55	\$ -	\$ -	\$ 33,205.83
First National Bank - MS Petty Cash	****707	\$ 450.00	\$ -	\$ -	\$ -	\$ -	\$ 450.00
First National Bank - West Activity Fund	****655	\$ 18,471.59	\$ (3,566.01)	\$ 724.14	\$ -	\$ -	\$ 14,181.44
First National Bank - West Petty Cash	****006	\$ 500.00	\$ -	\$ -	\$ -	\$ -	\$ 500.00
First National Bank - Central Activity Fund	****857	\$ 5,270.09	\$ (142.75)	\$ 303.30	\$ -	\$ -	\$ 4,824.04
First National Bank - Central Petty Cash	****807	\$ 358.05	\$ -	\$ -	\$ -	\$ -	\$ 358.05
<b>Bank/Investment Account Totals</b>							<b>\$ 5,174,448.33</b>
<b>Accounts Payable in Progress</b>							<b>\$ -</b>
<b>Grand Total</b>							<b>\$ 5,174,448.33</b>

*Kathryn Mayfield*

Kathryn Mayfield, Board Clerk, U.S.D. 320

*Cindy Bryson*

Cindy Bryson, Treasurer, U.S.D. 320



FND FND	October 2014-15 Beginning Balance	October 2014-15 Debits	October 2014-15 Credits	Ending Balance	Encumbered Amount	Unencumbered Balance
006 GENERAL FUND	923,123.39	2,718,652.15	2,448,532.59	1,193,242.95		1,193,242.95
007 FEDERAL FUNDS (TITLE PROGRAMS)	-1,915.79	42,567.68	42,888.04	-2,236.15		-2,236.15
008 SUPPLEMENTAL GENERAL	254,291.09	845,417.97	368,117.85	731,591.21	13,531.58	745,122.79
012 ADULT SUPPLEMENTAL EDUCATION	24,685.19	2,933.93	4,360.08	23,259.04		23,259.04
013 AT-RISK K-12	6,981.20	223,647.21	215,199.23	15,429.18		15,429.18
016 CAPITAL OUTLAY	307,142.27	9,540.70	15,268.53	301,414.44	820.00	302,234.44
018 DRIVER TRAINING FUND	16,939.95	45.40	19.09	16,966.26		16,966.26
024 FOOD SERVICE	278,534.37	209,045.99	221,288.59	266,291.77	27,000.00	293,291.77
026 PROFESSIONAL DEVELOPMENT	38,151.09	3,956.37	6,783.34	35,324.12	4,491.00	39,815.12
028 PARENT EDUCATION PROG	3,953.84	7,199.77	10,507.78	645.83	2,168.27	2,814.10
030 MANDATED SPECIAL EDUCATION	8,531.64	400,097.89	364,899.86	43,729.67		43,729.67
034 VO EDUCATION FUND	22,226.63	82,587.49	98,419.76	6,394.36	29.97	6,424.33
035 GIFT FUND	31,108.83	6,115.00		37,223.83		37,223.83
047 HEALTH CARE RESERVE	60,592.17	0.05		60,592.22		60,592.22
051 KPERS CONTRIBUTION FUND		277,106.47	277,106.47			
053 CONTINGENCY RESERVE	415,364.32			415,364.32		415,364.32
055 TEXT BOOK & STUDENT MATERIALS	108,985.98	3,216.07	4,907.40	107,294.65	11,207.11	118,501.76
062 BOND & INTEREST #1	1,138,503.03	1,093.19		1,139,596.22		1,139,596.22
064 CE CONSTRUCTION	15,001.38	0.01		15,001.39		15,001.39
078 SPED COOP	320,731.97	1,694,702.25	1,532,451.23	482,982.99	8,334.72	491,317.71
Grand Asset Totals	4,149,546.16	4,108,243.81	3,287,599.17	4,970,190.80		4,970,190.80
Grand Liability Totals	-176,613.61	2,419,681.78	2,323,150.67	-80,082.50	67,582.65	-12,499.85
Grand Totals	3,972,932.55	6,527,925.59	5,610,749.84	4,890,108.30	67,582.65	4,957,690.95

Number of Accounts: 256

\*\*\*\*\* End of report \*\*\*\*\*

FND	FND	Beginning Balance	2014-15 FY Debits	2014-15 FY Credits	Ending Balance	Encumbered Amount	Unencumbered Balance
006	GENERAL FUND		9,284,249.50	8,091,238.87	1,193,258.63		1,193,258.63
007	FEDERAL FUNDS (TITLE PROGRAMS)		142,417.42	144,542.26	-2,124.84		-2,124.84
008	SUPPLEMENTAL GENERAL	210,250.85	2,068,281.87	1,570,799.77	731,591.21	13,531.58	745,122.79
012	ADULT SUPPLEMENTAL EDUCATION	26,714.35	17,595.39	21,146.70	23,259.04		23,259.04
013	AT-RISK K-12	76,372.01	587,971.68	649,115.01	15,408.13		15,408.13
016	CAPITAL OUTLAY	358,819.15	223,005.35	303,705.07	301,414.44	820.00	302,234.44
018	DRIVER TRAINING FUND	27,244.69	15,097.50	25,349.62	16,992.57		16,992.57
024	FOOD SERVICE	181,583.04	518,571.46	483,200.38	266,291.77	27,000.00	293,291.77
026	PROFESSIONAL DEVELOPMENT	57,677.18	35,183.33	57,942.04	35,324.48	4,491.00	39,815.48
028	PARENT EDUCATION PROG		42,628.38	41,982.55	645.83	2,168.27	2,814.10
029	SUMMER SCHOOL	70,100.17		70,100.17			
030	MANDATED SPECIAL EDUCATION	118,307.26	590,945.03	665,317.12	43,729.67		43,729.67
034	VO EDUCATION FUND	48,772.72	287,222.48	332,374.89	6,394.36	29.97	6,424.33
035	GIFT FUND	31,844.21	10,000.38	4,620.76	37,223.83		37,223.83
047	HEALTH CARE RESERVE	60,592.00	0.22		60,592.22		60,592.22
051	KPERS CONTRIBUTION FUND		612,280.11	612,280.11			
053	CONTINGENCY RESERVE	415,364.32			415,364.32		415,364.32
055	TEXT BOOK & STUDENT MATERIALS	105,640.38	288,411.85	286,965.52	107,294.65	11,207.11	118,501.76
062	BOND & INTEREST #1	2,016,205.11	981,059.87	1,857,668.76	1,139,596.22		1,139,596.22
064	CE CONSTRUCTION	15,001.34	0.05		15,001.39		15,001.39
078	SPED COOP	490,778.87	4,831,709.36	4,841,000.22	482,995.15	8,334.72	491,329.87
092	HIGH SCHOOL STUDENT ACTIVITY	70,923.05	358,173.76	332,520.28	96,576.53		96,576.53
093	MIDDLE SCHOOL STUDENT ACTIVITY	34,443.75	25,155.10	27,850.07	33,205.83		33,205.83
094	WEST ELEM STUDENT ACTIVITY	4,737.95	27,369.73	17,946.30	14,161.38		14,161.38
095	CENTRAL ELEM STUDENT ACTIVITY	6,012.52	11,612.65	13,066.55	4,558.62		4,558.62
Grand Asset Totals		5,885,239.08	10,488,859.93	11,204,384.50	5,175,263.68		5,175,263.68
Grand Liability Totals		-1,457,854.16	10,470,082.54	9,246,348.52	-136,508.25	67,582.65	-68,925.60
Grand Totals		4,427,384.92	20,958,942.47	20,450,733.02	5,038,755.43	67,582.65	5,106,338.08

Waiting for Federal Funds

Number of Accounts: 297

\*\*\*\*\* End of report \*\*\*\*\*

Account Level								October 2014-15	October 2014-15	October 2014-15	Ending	
FND	T	FUNC	PR	BLDG	CC	RP	OBJ	Description	Beginning Balance	Debits	Credits	Balance
095	A	7500	00	0000	000	00	000	CENTRAL STUDENT ACTIVITY	5,270.09	636.05	1,082.10	4,824.04
095	L	1000	00	0000	000	00	000	BOOK RENTAL CE		25.00	25.00	
095	L	2000	00	0000	000	00	000	MILK CE		95.95	95.95	
095	L	2100	00	0000	000	00	000	STUDENT MEAL PAYMENTS - CE		33.40	33.40	
095	L	2500	00	0000	000	00	000	LIBRARY STUDENT FEES CE		70.95	70.95	
095	L	3000	00	0000	000	00	000	PENCIL CE		8.00	8.00	
095	L	3100	00	0000	000	00	000	KIWI BAGS		35.00	35.00	
095	L	3200	00	0000	000	00	000	PRESCHOOL ROLE MODELS CE				
095	L	4000	00	0000	000	00	000	STUDENT BENEFITS CE	-2,405.58	1.78	307.34	-2,711.14
095	L	4100	00	0000	000	00	000	TECHNOLOGY CE		35.00	35.00	
095	L	5000	00	0000	000	00	000	LIBRARY BOOK FAIR CE	-2,307.89	597.79		-1,710.10
095	L	6000	00	0000	000	00	000	SALES TAX CE	-166.31	365.58	211.76	-12.49
095	L	7000	00	0000	000	00	000	LANDSCAPING CE	-124.89			-124.89
095	L	8000	00	0000	000	00	000	GIFT FUND CE	-265.42			-265.42
Grand Asset Totals									5,270.09	636.05	1,082.10	4,824.04
Grand Liability Totals									-5,270.09	1,268.45	822.40	-4,824.04
Grand Totals										1,904.50	1,904.50	

Number of Accounts: 14

\*\*\*\*\* End of report \*\*\*\*\*

Account Level								Beginning	2014-15	2014-15	Ending	
FND	T	FUNC	PR	BLDG	CC	RP	OBJ	Description	Balance	FYTD Debits	FYTD Credits	Balance
095	A	7500	00	0000	000	00	000	CENTRAL STUDENT ACTIVITY	6,277.94	11,612.65	13,066.55	4,824.04
095	L	1000	00	0000	000	00	000	BOOK RENTAL CE		1,975.00	1,975.00	
095	L	2000	00	0000	000	00	000	MILK CE		3,980.35	3,980.35	
095	L	2100	00	0000	000	00	000	STUDENT MEAL PAYMENTS - CE		2,180.60	2,180.60	
095	L	2500	00	0000	000	00	000	LIBRARY STUDENT FEES CE		114.95	114.95	
095	L	3000	00	0000	000	00	000	PENCIL CE		62.00	62.00	
095	L	3100	00	0000	000	00	000	KIWI BAGS		227.00	227.00	
095	L	3200	00	0000	000	00	000	PRESCHOOL ROLE MODELS CE		300.00	300.00	
095	L	4000	00	0000	000	00	000	STUDENT BENEFITS CE	-3,519.64	2,985.71	2,177.21	-2,711.14
095	L	4100	00	0000	000	00	000	TECHNOLOGY CE		405.00	405.00	
095	L	5000	00	0000	000	00	000	LIBRARY BOOK FAIR CE	-2,367.99	657.89		-1,710.10
095	L	6000	00	0000	000	00	000	SALES TAX CE		381.46	393.95	-12.49
095	L	7000	00	0000	000	00	000	LANDSCAPING CE	-124.89			-124.89
095	L	8000	00	0000	000	00	000	GIFT FUND CE	-265.42			-265.42
Grand Asset Totals									6,277.94	11,612.65	13,066.55	4,824.04
Grand Liability Totals									-6,277.94	13,269.96	11,816.06	-4,824.04
Grand Totals										24,882.61	24,882.61	

Number of Accounts: 14

\*\*\*\*\* End of report \*\*\*\*\*

Account Level								October 2014-15	October 2014-15	October 2014-15	Ending	
FND	T	FUNC	PR	BLDG	CC	RP	OBJ	Description	Beginning Balance	Debits	Credits	Balance
094	A	7400	00	0000	000	00	000	WEST STUDENT ACTIVITY	18,471.59	2,636.26	6,926.41	14,181.44
---	A	----	--	-----	----	--	----		18,471.59	2,636.26	6,926.41	14,181.44
094	L	0000	00	0000	000	00	000					
094	L	1000	00	0000	000	00	000	BOOK RENTAL WE	-108.80	308.80	200.00	
094	L	1100	00	0000	000	00	000	TECHNOLOGY FEE WE	-25.00	50.00	25.00	
094	L	1500	00	0000	000	00	000	MILK WE	-1,686.85	1,753.05	52.50	13.70 ****
094	L	2100	00	0000	000	00	000	STUDENT MEAL PAYMENTS - WE				
094	L	2500	00	0000	000	00	000	ACTIVITY WE	-2,719.04	1,369.35	513.94	-1,863.63
094	L	2600	00	0000	000	00	000	STUDENT COUNCIL WE	-267.86	93.62	69.19	-243.43
094	L	2700	00	0000	000	00	000	CARNIVAL WE	-8,189.13	467.48	0.07	-7,721.72
094	L	2800	00	0000	000	00	000	BULLYING PREVENTION WE	-71.71			-71.71
094	L	3000	00	0000	000	00	000	PENCILS WE	-826.61	671.65	244.28	-399.24
094	L	3500	00	0000	000	00	000	AGENDA WE	-29.86	63.42	33.56	
094	L	3600	00	0000	000	00	000	ROBOTICS WE	-179.48			-179.48
094	L	4000	00	0000	000	00	000	LIBRARY WE	-310.79	162.51	1,245.01	-1,393.29
094	L	4500	00	0000	000	00	000	VOCAL MUSIC WE	-1,251.37		22.05	-1,273.42
094	L	5000	00	0000	000	00	000	BAND WE	-365.11	263.22	125.86	-227.75
094	L	5500	00	0000	000	00	000	YEARBOOK WE	-36.87			-36.87
094	L	5600	00	0000	000	00	000	GIFT FUND WE	-191.11	144.50		-46.61
094	L	6000	00	0000	000	00	000	TURN AROUND WE	-167.80			-167.80
094	L	6500	00	0000	000	00	000	RETURNED LIB BOOK/MAGAZINE WE	-576.86		7.00	-583.86
094	L	7000	00	0000	000	00	000	SALES TAX WE	-1,180.48	1,287.71	73.50	33.73
094	L	7500	00	0000	000	00	000	BOOKS FOR FUN WE	-20.06			-20.06
094	L	8000	00	0000	000	00	000	LUNCH MONEY - WE	-266.80	419.20	152.40	
---	L	----	--	-----	----	--	----		-18,471.59	7,054.51	2,764.36	-14,181.44
Grand Asset Totals									18,471.59	2,636.26	6,926.41	14,181.44
Grand Liability Totals									-18,471.59	7,054.51	2,764.36	-14,181.44
Grand Totals										9,690.77	9,690.77	

Number of Accounts: 23

\*\*\*\*\* End of report \*\*\*\*\*

\*\*\*\*Milk account is over spent due to a student refund. Waiting on a refund from food service to bring account up to date.\*\*\*\*

								Account	Account Level	2014-15	2014-15	Unencumbered
FND	T	FUNC	PR	BLDG	CC	RP	OBJ	Quick Key	Description	FY Debits	FY Credits	Balance
094	A	7400	00	0000	000	00	000	7400	WEST STUDENT ACTIVITY	25,022.23	15,598.80	14,181.44
094	L	0000	00	0000	000	00	000					
094	L	1000	00	0000	000	00	000	1000WE	BOOK RENTAL WE	2,082.42	2,082.42	
094	L	1100	00	0000	000	00	000	2200WE	TECHNOLOGY FEE WE	315.00	315.00	
094	L	1500	00	0000	000	00	000	1500WE	MILK WE	3,206.45	3,192.75	13.70 ****
094	L	2100	00	0000	000	00	000	2100WE	STUDENT MEAL PAYMENTS - WE			
094	L	2500	00	0000	000	00	000	2500WE	ACTIVITY WE	1,386.76	2,731.53	-1,863.63
094	L	2600	00	0000	000	00	000	2600WE	STUDENT COUNCIL WE	93.62	125.49	-243.43
094	L	2700	00	0000	000	00	000	2700WE	CARNIVAL WE	3,175.58	10,117.69	-7,721.72
094	L	2800	00	0000	000	00	000	2800WE	BULLYING PREVENTION WE	300.00		-71.71
094	L	3000	00	0000	000	00	000	3000WE	PENCILS WE	673.81	520.09	-399.24
094	L	3500	00	0000	000	00	000	3500WE	AGENDA WE	355.64	355.64	
094	L	3600	00	0000	000	00	000	3600WE	ROBOTICS WE			-179.48
094	L	4000	00	0000	000	00	000	4000WE	LIBRARY WE	242.34	1,245.01	-1,393.29
094	L	4500	00	0000	000	00	000	4500WE	VOCAL MUSIC WE	10.38	582.90	-1,273.42
094	L	5000	00	0000	000	00	000	5000WE	BAND WE	263.22	289.56	-227.75
094	L	5500	00	0000	000	00	000	5500WE	YEARBOOK WE			-36.87
094	L	5600	00	0000	000	00	000	5600WE	GIFT FUND WE	144.50	141.80	-46.61
094	L	6000	00	0000	000	00	000	6000WE	TURN AROUND WE			-167.80
094	L	6500	00	0000	000	00	000	6500WE	RETURNED LIB BOOK/MAGAZINE WE		7.00	-583.86
094	L	7000	00	0000	000	00	000	7000WE	SALES TAX WE	1,497.83	1,464.10	33.73
094	L	7500	00	0000	000	00	000	7500WE	BOOKS FOR FUN WE			-20.06
094	L	8000	00	0000	000	00	000	8000WE	LUNCH MONEY - WE	2,347.50	2,347.50	
Grand Asset Totals										25,022.23	15,598.80	14,181.44
Grand Liability Totals										16,095.05	25,518.48	-14,181.44
Grand Totals										41,117.28	41,117.28	

Number of Accounts: 23

\*\*\*\*\* End of report \*\*\*\*\*

\*\*\*Milk account is over spent due to a student refund. Waiting on a refund from food service to bring account up to date.\*\*\*

Account Level								October 2014-15	October 2014-15	October 2014-15	Ending	
FND	T	FUNC	PR	BLDG	CC	RP	OBJ	Description	Beginning Balance	Debits	Credits	Balance
093	A	7300	00	0000	000	00	000	MIDDLE SCHOOL STUDENT ACTIVITY	35,336.99	7,217.95	9,349.11	33,205.83
---	A	----	--	-----	----	--	----		35,336.99	7,217.95	9,349.11	33,205.83
093	L	0000	00	0000	000	00	000					
093	L	1000	00	0000	000	00	000	FOOTBALL MS	-918.26			-918.26
093	L	1200	00	0000	000	00	000	BOOK RENTAL MS	-175.00	175.00		
093	L	1400	00	0000	000	00	000	POP FUND MS	-181.18	104.40		-76.78
093	L	1600	00	0000	000	00	000	LIBRARY MS	-802.63			-802.63
093	L	1700	00	0000	000	00	000	CLASS FEES-ART/COMP GRAPHICS	-55.00	55.00	25.00	-25.00
093	L	1800	00	0000	000	00	000	WOODS MS	-2,133.53	2,133.53	1,064.01	-1,064.01
093	L	2000	00	0000	000	00	000	HANDBOOK MS	-149.02		6.69	-155.71
093	L	2100	00	0000	000	00	000	STUDENT MEAL PAYMENTS - MS	-55.00	55.00	70.00	-70.00
093	L	2200	00	0000	000	00	000	TEEN LEADERS MS	-446.15			-446.15
093	L	2400	00	0000	000	00	000	MAGAZINE FUNDRAISER MS	-2,437.80	41.42	32.00	-2,428.38
093	L	2600	00	0000	000	00	000	ATHLETICS MS	-9,321.07	1,330.33	3,541.04	-11,531.78
093	L	2800	00	0000	000	00	000	SPORTS UNIFORM COSTS MS	-3,017.71			-3,017.71
093	L	3000	00	0000	000	00	000	CONCESSIONS MS	-3,976.24	3,633.60	1,348.06	-1,690.70
093	L	3100	00	0000	000	00	000	PHYSICAL EDUCATION MS	-47.79			-47.79
093	L	3200	00	0000	000	00	000	SCIENCE MS	-563.49	100.00		-463.49
093	L	3400	00	0000	000	00	000	TECHNOLOGY MS	-35.00	35.00	10.00	-10.00
093	L	3600	00	0000	000	00	000	GRADUATION MS	-772.71			-772.71
093	L	4000	00	0000	000	00	000	NUTRITION ADVISORY COUNCIL MS	-245.57			-245.57
093	L	4200	00	0000	000	00	000	BAND MS	-487.48	159.62	48.00	-375.86
093	L	4400	00	0000	000	00	000	CHORUS MS	-5,689.57	1,174.14	618.50	-5,133.93
093	L	4600	00	0000	000	00	000	HISTORY DAY MS				
093	L	4800	00	0000	000	00	000	RSVP MS	-878.87	13.79		-865.08
093	L	5000	00	0000	000	00	000	BOYS BASKETBALL MS	-997.71			-997.71
093	L	5200	00	0000	000	00	000	STUCO MS	-516.36			-516.36
093	L	5400	00	0000	000	00	000	YEARBOOK MS	-42.28			-42.28
093	L	5600	00	0000	000	00	000	FCCLA MS				
093	L	5800	00	0000	000	00	000	BOOK FAIR MS	-344.50			-344.50
093	L	6000	00	0000	000	00	000	SALES TAX MS	-219.78	219.78	336.15	-336.15
093	L	6200	00	0000	000	00	000	GIRLS BASKETBALL MS	-52.57			-52.57
093	L	6300	00	0000	000	00	000	WRESTLING - MS				
093	L	6400	00	0000	000	00	000	CHESS CLUB MS				
093	L	6600	00	0000	000	00	000	SCIENCE FAIR MS				
093	L	6700	00	0000	000	00	000	TRACK MS				
093	L	6800	00	0000	000	00	000	VOLLEYBALL MS	-434.84	118.50	118.50	-434.84
093	L	6900	00	0000	000	00	000	MS GIFT ACCOUNT	-339.88			-339.88
---	L	----	--	-----	----	--	----		-35,336.99	9,349.11	7,217.95	-33,205.83

Account Level							October 2014-15	October 2014-15	October 2014-15	Ending
FND T FUNC PR BLDG CC RP OBJ	Description	Beginning Balance	Debits	Credits	Balance					
Grand Asset Totals		35,336.99	7,217.95	9,349.11	33,205.83					
Grand Liability Totals		-35,336.99	9,349.11	7,217.95	-33,205.83					
Grand Totals			16,567.06	16,567.06						

Number of Accounts: 37

\*\*\*\*\* End of report \*\*\*\*\*



Account Level								Beginning	2014-15	2014-15	Ending	
FND	T	FUNC	PR	BLDG	CC	RP	OBJ	Description	Balance	FYTD Debits	FYTD Credits	Balance
093	A	7300	00	0000	000	00	000	MIDDLE SCHOOL STUDENT ACTIVITY	34,443.75	25,155.10	26,393.02	33,205.83
---	A	----	--	----	----	--	----		34,443.75	25,155.10	26,393.02	33,205.83
093	L	0000	00	0000	000	00	000					
093	L	1000	00	0000	000	00	000	FOOTBALL MS	-918.26			-918.26
093	L	1200	00	0000	000	00	000	BOOK RENTAL MS		1,225.00	1,225.00	
093	L	1400	00	0000	000	00	000	POP FUND MS	-287.93	331.15	120.00	-76.78
093	L	1600	00	0000	000	00	000	LIBRARY MS	-802.63			-802.63
093	L	1700	00	0000	000	00	000	CLASS FEES-ART/COMP GRAPHICS		180.00	205.00	-25.00
093	L	1800	00	0000	000	00	000	WOODS MS		2,193.53	3,257.54	-1,064.01
093	L	2000	00	0000	000	00	000	HANDBOOK MS	-224.02	1,271.00	1,202.69	-155.71
093	L	2100	00	0000	000	00	000	STUDENT MEAL PAYMENTS - MS		1,158.40	1,228.40	-70.00
093	L	2200	00	0000	000	00	000	TEEN LEADERS MS	-596.15	150.00		-446.15
093	L	2400	00	0000	000	00	000	MAGAZINE FUNDRAISER MS	-2,170.32	570.94	829.00	-2,428.38
093	L	2600	00	0000	000	00	000	ATHLETICS MS	-9,530.51	9,979.82	11,981.09	-11,531.78
093	L	2800	00	0000	000	00	000	SPORTS UNIFORM COSTS MS	-3,017.71			-3,017.71
093	L	3000	00	0000	000	00	000	CONCESSIONS MS	-3,379.52	3,633.60	1,944.78	-1,690.70
093	L	3100	00	0000	000	00	000	PHYSICAL EDUCATION MS	-47.79			-47.79
093	L	3200	00	0000	000	00	000	SCIENCE MS	-563.49	100.00		-463.49
093	L	3400	00	0000	000	00	000	TECHNOLOGY MS		300.00	310.00	-10.00
093	L	3600	00	0000	000	00	000	GRADUATION MS	-522.71		250.00	-772.71
093	L	4000	00	0000	000	00	000	NUTRITION ADVISORY COUNCIL MS	-245.57			-245.57
093	L	4200	00	0000	000	00	000	BAND MS	-2,650.48	2,322.62	48.00	-375.86
093	L	4400	00	0000	000	00	000	CHORUS MS	-5,689.57	1,174.14	618.50	-5,133.93
093	L	4600	00	0000	000	00	000	HISTORY DAY MS				
093	L	4800	00	0000	000	00	000	RSVP MS	-878.87	423.79	410.00	-865.08
093	L	5000	00	0000	000	00	000	BOYS BASKETBALL MS	-1,288.46	290.75		-997.71
093	L	5200	00	0000	000	00	000	STUCO MS	-363.37	300.00	452.99	-516.36
093	L	5400	00	0000	000	00	000	YEARBOOK MS	-42.28			-42.28
093	L	5600	00	0000	000	00	000	FCCLA MS				
093	L	5800	00	0000	000	00	000	BOOK FAIR MS	-344.50			-344.50
093	L	6000	00	0000	000	00	000	SALES TAX MS	-36.32	219.78	519.61	-336.15
093	L	6200	00	0000	000	00	000	GIRLS BASKETBALL MS	-52.57			-52.57
093	L	6300	00	0000	000	00	000	WRESTLING - MS				
093	L	6400	00	0000	000	00	000	CHESS CLUB MS				
093	L	6600	00	0000	000	00	000	SCIENCE FAIR MS				
093	L	6700	00	0000	000	00	000	TRACK MS				
093	L	6800	00	0000	000	00	000	VOLLEYBALL MS	-450.84	568.50	552.50	-434.84
093	L	6900	00	0000	000	00	000	MS GIFT ACCOUNT	-339.88			-339.88
---	L	----	--	----	----	--	----		-34,443.75	26,393.02	25,155.10	-33,205.83

Account Level							Beginning	2014-15	2014-15	Ending
FND T FUNC PR BLDG CC RP OBJ	Description						Balance	FYTD Debits	FYTD Credits	Balance
Grand Asset Totals							34,443.75	25,155.10	26,393.02	33,205.83
Grand Liability Totals							-34,443.75	26,393.02	25,155.10	-33,205.83
Grand Totals								51,548.12	51,548.12	

Number of Accounts: 37

\*\*\*\*\* End of report \*\*\*\*\*

Account Level								October 2014-15	October 2014-15	October 2014-15	Ending	
FND	T	FUNC	PR	BLDG	CC	RP	OBJ	Description	Beginning Balance	Debits	Credits	Balance
092	A	7200	00	0000	000	00	000	HIGH SCHOOL ACTIVITY	184,131.61	43,699.80	74,969.84	152,861.57
092	A	----	--	----	---	--	---		184,131.61	43,699.80	74,969.84	152,861.57
092	L	1000	00	0000	000	00	000	ART PHOTOGRAPHY HS	-695.00	695.00		
092	L	1100	00	0000	000	00	000	BOOK RENTAL HS	-175.00	175.00	137.50	-137.50
092	L	1200	00	0000	000	00	000	FOODS HS	-115.00	115.00	25.00	-25.00
092	L	1300	00	0000	000	00	000	TECHNOLOGY HS	-40.00	40.00	40.00	-40.00
092	L	1400	00	0000	000	00	000	LIBRARY HS				
092	L	1500	00	0000	000	00	000	WELDING HS	-663.00	663.00		
092	L	1600	00	0000	000	00	000	CALCULATOR RENTAL HS	-10.00	10.00		
092	L	1700	00	0000	000	00	000	VOAG/HORT HS				
092	L	1800	00	0000	000	00	000	WOOD/TECH HS	-111.35	111.35	101.78	-101.78
092	L	1900	00	0000	000	00	000	STUDENT HANDBOOK HS				
092	L	2000	00	0000	000	00	000	GENERAL FUND HS	78.55	308.00	386.55	
092	L	2100	00	0000	000	00	000	STUDENT MEAL PAYMENTS - HS	-330.00		410.00	-740.00
092	L	2500	00	0000	000	00	000	INTEREST HS	-158.09		4.50	-162.59
092	L	2800	00	0000	000	00	000	SPORTS UNIFORM COSTS HS	-3,973.25			-3,973.25
092	L	3000	00	0000	000	00	000	ATHLETICS HS	-13,145.85	13,594.34	4,174.16	-3,725.67
092	L	3012	00	0000	000	00	000	SPORTS FEE HS				
092	L	3200	00	0000	000	00	000	SCHOLAR BOWL HS	-1,309.56	40.00	480.00	-1,749.56
092	L	3400	00	0000	000	00	000	SPANISH CLUB HS	-1,613.07	855.00		-758.07
092	L	3401	00	0000	000	00	000	SPANISH CLUB ANNUAL TRIP HS				
092	L	3500	00	0000	000	00	000	FORENSICS HS	-369.46			-369.46
092	L	4000	00	0000	000	00	000	CONCESSIONS HS	-10,152.54	10,514.41	5,655.18	-5,293.31
092	L	4300	00	0000	000	00	000	FEA HS	-4.03			-4.03
092	L	4400	00	0000	000	00	000	ANNUAL HS	-5,043.92	1,346.37	1,872.22	-5,569.77
092	L	4500	00	0000	000	00	000	RENAISSANCE HS	-511.47			-511.47
092	L	5000	00	0000	000	00	000	PEER COUNSELORS HS	-30.94			-30.94
092	L	5100	00	0000	000	00	000	ART CLUB HS	-989.69			-989.69
092	L	5200	00	0000	000	00	000	BAND HS	-7,939.38	16,328.44	12,564.82	-4,175.76
092	L	5300	00	0000	000	00	000	CULINARY ARTS HS	-2,739.13	55.23	121.72	-2,805.62
092	L	5400	00	0000	000	00	000	CLASS OF 2014 HS	-2,148.05			-2,148.05
092	L	5500	00	0000	000	00	000	CLASS OF 2015 HS	-5,640.21			-5,640.21
092	L	5816	00	0000	000	00	000	CLASS OF 2016 HS	-7,031.69			-7,031.69
092	L	5817	00	0000	000	00	000	CLASS OF 2017 HS	-2,161.96		64.85	-2,226.81
092	L	5818	00	0000	000	00	000	CLASS OF 2018 HS	-660.00		42.04	-702.04
092	L	5900	00	0000	000	00	000	DAZZLERS HS	-136.60		200.00	-336.60
092	L	6000	00	0000	000	00	000	FBLA HS	-11,497.05	6,795.57	949.19	-5,650.67
092	L	6100	00	0000	000	00	000	FCA HS	-495.20			-495.20
092	L	6200	00	0000	000	00	000	FFA HS	-15,462.46	6,690.24	6,999.00	-15,771.22
092	L	6300	00	0000	000	00	000	FCCLA HS	-2,570.07	1,549.69	480.00	-1,500.38

Account Level								October 2014-15	October 2014-15	October 2014-15	Ending	
FND	T	FUNC	PR	BLDG	CC	RP	OBJ	Description	Beginning Balance	Debits	Credits	Balance
092	L	6400	00	0000	000	00	000	KAYS HS	-1,306.03	51.57	193.71	-1,448.17
092	L	6500	00	0000	000	00	000	CFL HS	-2,459.58		236.91	-2,696.49
092	L	6600	00	0000	000	00	000	NHS HS	-1,241.51	127.00	52.01	-1,166.52
092	L	6700	00	0000	000	00	000	SADD HS	-2,302.37	1,008.00	1,007.00	-2,301.37
092	L	6800	00	0000	000	00	000	SCIENCE CLUB HS	-1,116.23	154.22	23.29	-985.30
092	L	6850	00	0000	000	00	000	SCIENCE FAIR HS	-3,154.55			-3,154.55
092	L	6900	00	0000	000	00	000	CHEERLEADERS HS	-2,513.38	1,487.50	225.00	-1,250.88
092	L	7000	00	0000	000	00	000	STUCO HS	-2,059.20	493.43	1,719.38	-3,285.15
092	L	7100	00	0000	000	00	000	THEATRE HS	-5,108.59	662.91	972.72	-5,418.40
092	L	7150	00	0000	000	00	000	THEATRE GIFTS HS	-1.00			-1.00
092	L	7200	00	0000	000	00	000	VOCAL HS	-22,563.01	349.76	155.00	-22,368.25
092	L	7300	00	0000	000	00	000	W-CLUB HS				
092	L	7400	00	0000	000	00	000	WEIGHTS HS	-888.00			-888.00
092	L	7600	00	0000	000	00	000	NEWSPAPER HS	-1,454.93			-1,454.93
092	L	7700	00	0000	000	00	000	LIFE SKILLS HS	-2,269.37	53.41		-2,215.96
092	L	7800	00	0000	000	00	000	SALES TAX HS	-3,265.71	3,375.87	1,155.88	-1,045.72
092	L	7900	00	0000	000	00	000	FINE ARTS HS	-502.02			-502.02
092	L	8000	00	0000	000	00	000	BROADCASTING HS	-662.80			-662.80
092	L	8010	00	0000	000	00	000	ACCOUNTS PAYABLE		72,803.87	72,803.87	
092	L	8100	00	0000	000	00	000	ATHLETIC TRAVEL HS	-1,251.79			-1,251.79
092	L	8200	00	0000	000	00	000	FOOTBALL GIFT HS	-10,585.17	2,917.67		-7,667.50
092	L	8300	00	0000	000	00	000	VOLLEYBALL GIFT ACCT	-2,891.30	500.02	541.00	-2,932.28
092	L	8400	00	0000	000	00	000	CC/TRACK GIFT HS	-5,575.36	1,829.00		-3,746.36
092	L	8450	00	0000	000	00	000	GOLF GIFT ACCT HS	-3,149.98			-3,149.98
092	L	8500	00	0000	000	00	000	GIRLS TENNIS GIFT HS	-403.59			-403.59
092	L	8600	00	0000	000	00	000	BOYS TENNIS GIFT HS	-66.40			-66.40
092	L	8700	00	0000	000	00	000	BOYS BASKETBALL GIFT HS	-127.10			-127.10
092	L	8800	00	0000	000	00	000	GIRLS BASKETBALL GIFT HS	-134.09			-134.09
092	L	8900	00	0000	000	00	000	WRESTLING GIFT HS	-1,468.32	4,239.38	5,019.93	-2,248.87
092	L	9100	00	0000	000	00	000	BASEBALL GIFT HS	-1,194.67	144.00		-1,050.67
092	L	9200	00	0000	000	00	000	SOFTBALL GIFT HS	-5,602.04			-5,602.04
092	L	9300	00	0000	000	00	000	MENTORING	-969.05			-969.05
092	L	----	--	----	---	--	----		-184,131.61	150,084.25	118,814.21	-152,861.57
Grand Asset Totals									184,131.61	43,699.80	74,969.84	152,861.57
Grand Liability Totals									-184,131.61	150,084.25	118,814.21	-152,861.57
Grand Totals										193,784.05	193,784.05	

\*\*\*\*\* End of report \*\*\*\*\*

Account Level								Beginning	2014-15	2014-15	Ending	
FND	T	FUNC	PR	BLDG	CC	RP	OBJ	Description	Balance	FY Credits	FY Debits	Balance
092	A	7200	00	0000	000	00	000	HIGH SCHOOL ACTIVITY	108,609.91	157,712.20	218,093.15	152,861.57
---	A	----	--	-----	----	--	----		108,609.91	157,712.20	218,093.15	152,861.57
092	L	1000	00	0000	000	00	000	ART PHOTOGRAPHY HS		2,560.00	2,560.00	
092	L	1100	00	0000	000	00	000	BOOK RENTAL HS		4,012.50	4,012.50	-137.50
092	L	1200	00	0000	000	00	000	FOODS HS		885.00	885.00	-25.00
092	L	1300	00	0000	000	00	000	TECHNOLOGY HS		888.00	888.00	-40.00
092	L	1400	00	0000	000	00	000	LIBRARY HS		14.40	14.40	
092	L	1500	00	0000	000	00	000	WELDING HS		1,003.00	1,003.00	
092	L	1600	00	0000	000	00	000	CALCULATOR RENTAL HS		10.00	10.00	
092	L	1700	00	0000	000	00	000	VOAG/HORT HS		260.00	260.00	
092	L	1800	00	0000	000	00	000	WOOD/TECH HS		2,283.13	2,283.13	-101.78
092	L	1900	00	0000	000	00	000	STUDENT HANDBOOK HS				
092	L	2000	00	0000	000	00	000	GENERAL FUND HS		386.55	386.55	
092	L	2100	00	0000	000	00	000	STUDENT MEAL PAYMENTS - HS		3,276.45	3,276.45	-740.00
092	L	2500	00	0000	000	00	000	INTEREST HS	-147.52	15.07		-162.59
092	L	2800	00	0000	000	00	000	SPORTS UNIFORM COSTS HS	-858.25	6,330.00	3,215.00	-3,973.25
092	L	3000	00	0000	000	00	000	ATHLETICS HS	-955.19	59,445.92	37,259.30	-3,725.67
092	L	3012	00	0000	000	00	000	SPORTS FEE HS				
092	L	3200	00	0000	000	00	000	SCHOLAR BOWL HS	-939.56	1,120.00	350.00	-1,749.56
092	L	3400	00	0000	000	00	000	SPANISH CLUB HS	-608.07	1,005.00	855.00	-758.07
092	L	3401	00	0000	000	00	000	SPANISH CLUB ANNUAL TRIP HS				
092	L	3500	00	0000	000	00	000	FORENSICS HS	-573.26		203.80	-369.46
092	L	4000	00	0000	000	00	000	CONCESSIONS HS	-3,658.15	15,810.21	15,130.55	-5,293.31
092	L	4300	00	0000	000	00	000	FEA HS	-4.03			-4.03
092	L	4400	00	0000	000	00	000	ANNUAL HS	-993.82	6,062.32	1,486.37	-5,569.77
092	L	4500	00	0000	000	00	000	RENAISSANCE HS	-511.47			-511.47
092	L	5000	00	0000	000	00	000	PEER COUNSELORS HS	-30.94			-30.94
092	L	5100	00	0000	000	00	000	ART CLUB HS	-989.69			-989.69
092	L	5200	00	0000	000	00	000	BAND HS	-5,081.61	26,049.75	26,955.60	-4,175.76
092	L	5300	00	0000	000	00	000	CULINARY ARTS HS	-3,012.88	809.05	1,016.31	-2,805.62
092	L	5400	00	0000	000	00	000	CLASS OF 2014 HS	-2,148.05			-2,148.05
092	L	5500	00	0000	000	00	000	CLASS OF 2015 HS	-5,030.21	660.00	50.00	-5,640.21
092	L	5816	00	0000	000	00	000	CLASS OF 2016 HS	-4,983.37	2,128.32	80.00	-7,031.69
092	L	5817	00	0000	000	00	000	CLASS OF 2017 HS	-902.40	1,416.42	40.00	-2,226.81
092	L	5818	00	0000	000	00	000	CLASS OF 2018 HS		802.04	100.00	-702.04
092	L	5900	00	0000	000	00	000	DAZZLERS HS	-936.10	200.00	799.50	-336.60
092	L	6000	00	0000	000	00	000	FBLA HS	-4,547.13	9,253.17	9,167.64	-5,650.67
092	L	6100	00	0000	000	00	000	FCA HS	-495.20			-495.20
092	L	6200	00	0000	000	00	000	FFA HS	-12,006.67	16,550.00	13,394.49	-15,771.22
092	L	6300	00	0000	000	00	000	FCCLA HS	-1,726.79	7,016.79	7,243.20	-1,500.38

Account Level								Beginning	2014-15	2014-15	Ending	
FND	T	FUNC	PR	BLDG	CC	RP	OBJ	Description	Balance	FY Credits	FY Debits	Balance
092	L	6400	00	0000	000	00	000	KAYS HS	-1,306.03	193.71	51.57	-1,448.17
092	L	6500	00	0000	000	00	000	CFL HS	-2,478.58	236.91	19.00	-2,696.49
092	L	6600	00	0000	000	00	000	NHS HS	-658.33	1,025.34	517.15	-1,166.52
092	L	6700	00	0000	000	00	000	SADD HS	-1,809.37	1,500.00	1,008.00	-2,301.37
092	L	6800	00	0000	000	00	000	SCIENCE CLUB HS	-1,000.23	139.29	154.22	-985.30
092	L	6850	00	0000	000	00	000	SCIENCE FAIR HS	-3,154.55			-3,154.55
092	L	6900	00	0000	000	00	000	CHEERLEADERS HS	-749.99	2,744.39	2,243.50	-1,250.88
092	L	7000	00	0000	000	00	000	STUCO HS	-3,189.56	4,853.45	4,757.86	-3,285.15
092	L	7100	00	0000	000	00	000	THEATRE HS	-6,448.59	972.72	2,209.48	-5,418.40
092	L	7150	00	0000	000	00	000	THEATRE GIFTS HS	-1.00			-1.00
092	L	7200	00	0000	000	00	000	VOCAL HS	-12,225.83	11,068.77	926.35	-22,368.25
092	L	7300	00	0000	000	00	000	W-CLUB HS				
092	L	7400	00	0000	000	00	000	WEIGHTS HS	-888.00			-888.00
092	L	7600	00	0000	000	00	000	NEWSPAPER HS	-1,454.93			-1,454.93
092	L	7700	00	0000	000	00	000	LIFE SKILLS HS	-2,175.93	167.65	127.62	-2,215.96
092	L	7800	00	0000	000	00	000	SALES TAX HS		7,115.17	5,144.43	-1,045.72
092	L	7900	00	0000	000	00	000	FINE ARTS HS	-502.02			-502.02
092	L	8000	00	0000	000	00	000	BROADCASTING HS	-693.80		31.00	-662.80
092	L	8010	00	0000	000	00	000	ACCOUNTS PAYABLE		151,856.18	151,856.18	
092	L	8100	00	0000	000	00	000	ATHLETIC TRAVEL HS	-1,251.79			-1,251.79
092	L	8200	00	0000	000	00	000	FOOTBALL GIFT HS	-6,333.20	5,105.60	4,619.23	-7,667.50
092	L	8300	00	0000	000	00	000	VOLLEYBALL GIFT ACCT	-800.71	2,923.04	791.47	-2,932.28
092	L	8400	00	0000	000	00	000	CC/TRACK GIFT HS	-2,170.68	5,749.69	4,136.00	-3,746.36
092	L	8450	00	0000	000	00	000	GOLF GIFT ACCT HS	-540.88	2,807.00	197.90	-3,149.98
092	L	8500	00	0000	000	00	000	GIRLS TENNIS GIFT HS	-403.59			-403.59
092	L	8600	00	0000	000	00	000	BOYS TENNIS GIFT HS	-66.40			-66.40
092	L	8700	00	0000	000	00	000	BOYS BASKETBALL GIFT HS	-127.10			-127.10
092	L	8800	00	0000	000	00	000	GIRLS BASKETBALL GIFT HS	-134.09			-134.09
092	L	8900	00	0000	000	00	000	WRESTLING GIFT HS	-1,468.32	5,439.37	4,239.38	-2,248.87
092	L	9100	00	0000	000	00	000	BASEBALL GIFT HS	-1,194.67		144.00	-1,050.67
092	L	9200	00	0000	000	00	000	SOFTBALL GIFT HS	-3,272.33	4,950.00	2,620.29	-5,602.04
092	L	9300	00	0000	000	00	000	MENTORING	-969.05			-969.05
---	L	----	--	----	----	--	----		-108,609.91	379,101.37	318,720.42	-152,861.57
Grand Asset Totals									108,609.91	157,712.20	218,093.15	152,861.57
Grand Liability Totals									-108,609.91	379,101.37	318,720.42	-152,861.57
Grand Totals										536,813.57	536,813.57	

\*\*\*\*\* End of report \*\*\*\*\*



Acct Nbr	Account Description	Reference	Description	Debit	Credit	Post Date	Batch
024 R 1611 17 0000 500 00 000	FOOD SERVICE/GENERAL	1415-035	SEPT NON-REIMB SALES	9401.30	0.00	10/02/2014	JE1002KM
024 R 1611 17 0000 510 00 000	FOOD SERVICE/GENERAL	1415-035	SEPT NON-REIMB SALES	0.00	9401.30	10/02/2014	JE1002KM
008 E 1000 53 0000 501 00 590	SUPPLEMENTAL GENERAL	1415-036	INV #21 - SEPT WHS/WMS GRATIS MEALS	741.20	0.00	10/02/2014	JE1002KM
008 A 7010 00 0000 000 00 000	SUPPLEMENTAL GENERAL	1415-036	INV #21 - SEPT WHS/WMS GRATIS MEALS	0.00	741.20	10/02/2014	JE1002KM
024 A 7010 00 0000 000 00 000	FOOD SERVICE/NO BUIL	1415-036	INV #21 - SEPT WHS/WMS GRATIS MEALS	741.20	0.00	10/02/2014	JE1002KM
024 R 1611 17 0000 510 00 000	FOOD SERVICE/GENERAL	1415-036	INV #21 - SEPT WHS/WMS GRATIS MEALS	0.00	741.20	10/02/2014	JE1002KM
008 E 2510 17 0000 270 00 890	SUPPLEMENTAL GENERAL		BANK ACCOUNT FEES	20.00	0.00	10/08/2014	JE1031AD
008 A 7010 00 0000 000 00 000	SUPPLEMENTAL GENERAL		BANK ACCOUNT FEES	0.00	20.00	10/08/2014	JE1031AD
008 E 2510 17 0000 270 00 890	SUPPLEMENTAL GENERAL		BANK FEES REFUNDED	0.00	20.00	10/09/2014	JE1009KM
008 A 7010 00 0000 000 00 000	SUPPLEMENTAL GENERAL		BANK FEES REFUNDED	20.00	0.00	10/09/2014	JE1009KM
035 E 3400 28 0000 300 00 590	GIFT FUND/PARENT ED/	1415-039	RECLASS WINTERMAN SCHOLARSHIP TO PROPER	207.50	0.00	10/14/2014	JE1014KM
035 R 1920 28 0000 100 00 000	GIFT FUND/PARENT ED/	1415-039	RECLASS WINTERMAN SCHOLARSHIP TO PROPER	0.00	207.50	10/14/2014	JE1014KM
035 E 3400 28 0000 201 00 610	GIFT FUND/PARENT ED/	1415-039	RECLASS NEEL SCHOLARSHIP TO PROPER EXPEN	1500.00	0.00	10/14/2014	JE1014KM
035 R 1920 28 0000 100 00 000	GIFT FUND/PARENT ED/	1415-039	RECLASS NEEL SCHOLARSHIP TO PROPER EXPEN	0.00	1500.00	10/14/2014	JE1014KM
035 E 1000 28 0000 100 00 610	GIFT FUND/PARENT ED/	1415-039	MOVE NEEL SCHOLARSHIP EXP TO PROPER LINE	1500.00	0.00	10/14/2014	JE1014KM
035 E 3400 28 0000 201 00 610	GIFT FUND/PARENT ED/	1415-039	MOVE NEEL SCHOLARSHIP EXP TO PROPER LINE	0.00	1500.00	10/14/2014	JE1014KM
035 E 1000 28 0002 105 00 610	GIFT FUND/PARENT ED/	1415-039	RECLASS POTT CONSORTIUM GIFT TO REV LINE	1575.00	0.00	10/14/2014	JE1014KM
035 R 1920 28 0002 105 00 000	GIFT FUND/PARENT ED/	1415-039	RECLASS POTT CONSORTIUM GIFT TO REV LINE	0.00	1575.00	10/14/2014	JE1014KM
008 A 7011 00 0000 000 00 000	SUPPLEMENTAL GENERAL	1415-040	REIMB SPED FOR USD A/P RUN ON WRONG BANK	340.40	0.00	10/14/2014	JE1014XF
008 A 7010 00 0000 000 00 000	SUPPLEMENTAL GENERAL	1415-040	REIMB SPED FOR USD A/P RUN ON WRONG BANK	0.00	340.40	10/14/2014	JE1014XF
006 A 7010 00 0000 000 00 000	GENERAL FUND/NO BUIL	1415-041	SPED PR EXP REIMB	4.87	0.00	10/14/2014	JE1014XF
006 A 7011 00 0000 000 00 000	GENERAL FUND/NO BUIL	1415-041	SPED PR EXP REIMB	0.00	4.87	10/14/2014	JE1014XF
078 A 7011 00 0000 000 00 000	SPED COOP/NO BULDIN	1415-042	SPED PR TAX ADJ	0.12	0.00	10/14/2014	JE1014XF
078 A 7010 00 0000 000 00 000	SPED COOP/NO BULDIN	1415-042	SPED PR TAX ADJ	0.00	0.12	10/14/2014	JE1014XF
008 E 5213 55 0000 020 00 900	SUPPLEMENTAL GENERAL	1415-043	AT-RISK/SUPPL TRANS	50000.00	0.00	10/14/2014	JE1014XF
008 A 7010 00 0000 000 00 000	SUPPLEMENTAL GENERAL	1415-043	AT-RISK/SUPPL TRANS	0.00	50000.00	10/14/2014	JE1014XF
013 A 7010 00 0000 000 00 000	AT-RISK K-12/NO BUIL	1415-043	AT-RISK/SUPPL TRANS	50000.00	0.00	10/14/2014	JE1014XF
013 R 5208 74 0000 050 00 000	AT-RISK K-12/AT RISK	1415-043	AT-RISK/SUPPL TRANS	0.00	50000.00	10/14/2014	JE1014XF
008 E 5234 56 0000 030 00 934	SUPPLEMENTAL GENERAL	1415-044	VO-ED/SUPPL TRANS	20000.00	0.00	10/14/2014	JE1014XF
008 A 7010 00 0000 000 00 000	SUPPLEMENTAL GENERAL	1415-044	VO-ED/SUPPL TRANS	0.00	20000.00	10/14/2014	JE1014XF
034 A 7010 00 0000 000 00 000	VO EDUCATION FUND/NO	1415-044	VO-ED/SUPPL TRANS	20000.00	0.00	10/14/2014	JE1014XF
034 R 5206 25 0000 610 00 000	VO EDUCATION FUND/DR	1415-044	VO-ED/SUPPL TRANS	0.00	20000.00	10/14/2014	JE1014XF
051 E 1000 36 0000 050 00 200	KPERS CONTRIBUTION F	1415-045	KPERS EMPLOYER PAYMENT	190787.80	0.00	10/15/2014	JE1015KM
051 E 2100 36 0000 100 00 200	KPERS CONTRIBUTION F	1415-045	KPERS EMPLOYER PAYMENT	27156.43	0.00	10/15/2014	JE1015KM
051 E 2200 36 0000 150 00 200	KPERS CONTRIBUTION F	1415-045	KPERS EMPLOYER PAYMENT	6983.08	0.00	10/15/2014	JE1015KM
051 E 2300 36 0000 200 00 200	KPERS CONTRIBUTION F	1415-045	KPERS EMPLOYER PAYMENT	9172.22	0.00	10/15/2014	JE1015KM

Acct Nbr	Account Description	Reference	Description	Debit	Credit	Post Date	Batch
051 E 2400 36 0000 250 00 200	KPERS CONTRIBUTION F	1415-045	KPERS EMPLOYER PAYMENT	11721.60	0.00	10/15/2014	JE1015KM
051 E 2500 36 0000 275 00 200	KPERS CONTRIBUTION F	1415-045	KPERS EMPLOYER PAYMENT	4322.86	0.00	10/15/2014	JE1015KM
051 E 2600 36 0000 350 00 200	KPERS CONTRIBUTION F	1415-045	KPERS EMPLOYER PAYMENT	13328.82	0.00	10/15/2014	JE1015KM
051 E 2700 36 0000 400 00 200	KPERS CONTRIBUTION F	1415-045	KPERS EMPLOYER PAYMENT	8340.90	0.00	10/15/2014	JE1015KM
051 E 3000 36 0000 450 00 200	KPERS CONTRIBUTION F	1415-045	KPERS EMPLOYER PAYMENT	5292.76	0.00	10/15/2014	JE1015KM
051 A 7010 00 0000 000 00 000	KPERS CONTRIBUTION F	1415-045	KPERS EMPLOYER PAYMENT	0.00	277106.47	10/15/2014	JE1015KM
006 E 5230 16 0000 900 00 930	GENERAL FUND/GENERAL	1415-046	SPED STATE AID PAYMENT	390799.00	0.00	10/15/2014	JE1015KM
006 A 7010 00 0000 000 00 000	GENERAL FUND/NO BUIL	1415-046	SPED STATE AID PAYMENT	0.00	390799.00	10/15/2014	JE1015KM
030 A 7010 00 0000 000 00 000	MANDATED SPECIAL EDU	1415-046	SPED STATE AID PAYMENT	390799.00	0.00	10/15/2014	JE1015KM
030 R 5206 23 0000 050 00 000	MANDATED SPECIAL EDU	1415-046	SPED STATE AID PAYMENT	0.00	390799.00	10/15/2014	JE1015KM
030 E 5200 23 0000 850 00 970	MANDATED SPECIAL EDU	1415-047	TRANSFER SP STATE AID TO COOP	350000.00	0.00	10/17/2014	JE1017SP
030 A 7010 00 0000 000 00 000	MANDATED SPECIAL EDU	1415-047	TRANSFER SP STATE AID TO COOP	0.00	350000.00	10/17/2014	JE1017SP
078 A 7011 00 0000 000 00 000	SPED COOP/NO BUILDIN	1415-047	TRANSFER SP STATE AID TO COOP	350000.00	0.00	10/17/2014	JE1017SP
078 R 5230 42 0000 250 00 000	SPED COOP/SP ED COOP	1415-047	TRANSFER SP STATE AID TO COOP	0.00	350000.00	10/17/2014	JE1017SP
035 R 1920 28 0002 205 00 000	GIFT FUND/PARENT ED/		CORRECT HIGHLAND REVENUE RECEIVED TO PRO	2275.00	0.00	10/20/2014	JE1020KM
035 R 1920 28 0002 212 00 000	GIFT FUND/PARENT ED/		CORRECT HIGHLAND REVENUE RECEIVED TO PRO	0.00	2275.00	10/20/2014	JE1020KM
008 E 5234 56 0000 030 00 934	SUPPLEMENTAL GENERAL	1415-052	AT-RISK TRANSFER	30000.00	0.00	10/27/2014	JE1027XF
008 A 7010 00 0000 000 00 000	SUPPLEMENTAL GENERAL	1415-052	AT-RISK TRANSFER	0.00	30000.00	10/27/2014	JE1027XF
013 A 7010 00 0000 000 00 000	AT-RISK K-12/NO BUIL	1415-052	AT-RISK TRANSFER	30000.00	0.00	10/27/2014	JE1027XF
013 R 5208 74 0000 050 00 000	AT-RISK K-12/AT RISK	1415-052	AT-RISK TRANSFER	0.00	30000.00	10/27/2014	JE1027XF
006 A 7011 00 0000 000 00 000	GENERAL FUND/NO BUIL	1415-053	SPED PAYROLL REIMB	263.84	0.00	10/27/2014	JE1027XF
006 A 7010 00 0000 000 00 000	GENERAL FUND/NO BUIL	1415-053	SPED PAYROLL REIMB	0.00	263.84	10/27/2014	JE1027XF
078 A 7010 00 0000 000 00 000	SPED COOP/NO BUILDIN	1415-054	SPED PAYROLL TAXES	129850.64	0.00	10/27/2014	JE1027XF
078 A 7011 00 0000 000 00 000	SPED COOP/NO BUILDIN	1415-054	SPED PAYROLL TAXES	0.00	129850.64	10/27/2014	JE1027XF
078 A 7010 00 0000 000 00 000	SPED COOP/NO BUILDIN	1415-056	SPED UE PR TAX 3Q 2014 - REIMB A/P ACCT	1542.36	0.00	10/29/2014	JE1029KM
078 A 7011 00 0000 000 00 000	SPED COOP/NO BUILDIN	1415-056	SPED UE PR TAX 3Q 2014 - REIMB A/P ACCT	0.00	1542.36	10/29/2014	JE1029KM
006 L 8568 00 0000 000 00 000	GENERAL FUND/NO BUIL		REVERSE TAXABLE FRINGE IN EXP ACCOUNTS	1111.61	0.00	10/29/2014	TXFR1014
006 E 1000 11 0000 000 00 123	GENERAL FUND/GENERAL		REVERSE TAXABLE FRINGE IN EXP ACCOUNTS	0.00	474.33	10/29/2014	TXFR1014
006 E 1000 11 0000 050 00 123	GENERAL FUND/GENERAL		REVERSE TAXABLE FRINGE IN EXP ACCOUNTS	0.00	0.04	10/29/2014	TXFR1014
006 E 1000 11 0000 100 00 123	GENERAL FUND/GENERAL		REVERSE TAXABLE FRINGE IN EXP ACCOUNTS	0.00	87.66	10/29/2014	TXFR1014
006 E 1000 11 0000 160 00 123	GENERAL FUND/GENERAL		REVERSE TAXABLE FRINGE IN EXP ACCOUNTS	0.00	0.46	10/29/2014	TXFR1014
006 E 1000 11 0002 000 00 123	GENERAL FUND/GENERAL		REVERSE TAXABLE FRINGE IN EXP ACCOUNTS	0.00	146.37	10/29/2014	TXFR1014
006 E 1000 11 0002 050 00 123	GENERAL FUND/GENERAL		REVERSE TAXABLE FRINGE IN EXP ACCOUNTS	0.00	0.72	10/29/2014	TXFR1014
006 E 1000 11 0002 100 00 123	GENERAL FUND/GENERAL		REVERSE TAXABLE FRINGE IN EXP ACCOUNTS	0.00	16.29	10/29/2014	TXFR1014
006 E 1000 11 0002 160 00 123	GENERAL FUND/GENERAL		REVERSE TAXABLE FRINGE IN EXP ACCOUNTS	0.00	0.49	10/29/2014	TXFR1014
006 E 2120 11 0000 900 00 123	GENERAL FUND/GENERAL		REVERSE TAXABLE FRINGE IN EXP ACCOUNTS	0.00	14.80	10/29/2014	TXFR1014

Acct Nbr	Account Description	Reference	Description	Debit	Credit	Post Date	Batch
006 E 2120 11 0002 900 00 123	GENERAL FUND/GENERAL		REVERSE TAXABLE FRINGE IN EXP ACCOUNTS	0.00	25.54	10/29/2014	TXFR1014
006 E 2134 11 0000 950 00 123	GENERAL FUND/GENERAL		REVERSE TAXABLE FRINGE IN EXP ACCOUNTS	0.00	5.50	10/29/2014	TXFR1014
006 E 2134 11 0002 950 00 123	GENERAL FUND/GENERAL		REVERSE TAXABLE FRINGE IN EXP ACCOUNTS	0.00	1.82	10/29/2014	TXFR1014
006 E 2220 12 0000 450 00 123	GENERAL FUND/GENERAL		REVERSE TAXABLE FRINGE IN EXP ACCOUNTS	0.00	52.47	10/29/2014	TXFR1014
006 E 2220 12 0000 460 00 123	GENERAL FUND/GENERAL		REVERSE TAXABLE FRINGE IN EXP ACCOUNTS	0.00	1.76	10/29/2014	TXFR1014
006 E 2220 12 0002 450 00 123	GENERAL FUND/GENERAL		REVERSE TAXABLE FRINGE IN EXP ACCOUNTS	0.00	0.42	10/29/2014	TXFR1014
006 E 2312 13 0000 150 00 123	GENERAL FUND/GENERAL		REVERSE TAXABLE FRINGE IN EXP ACCOUNTS	0.00	4.34	10/29/2014	TXFR1014
006 E 2321 13 0000 100 00 123	GENERAL FUND/GENERAL		REVERSE TAXABLE FRINGE IN EXP ACCOUNTS	0.00	50.80	10/29/2014	TXFR1014
006 E 2410 13 0000 800 00 123	GENERAL FUND/GENERAL		REVERSE TAXABLE FRINGE IN EXP ACCOUNTS	0.00	76.36	10/29/2014	TXFR1014
006 E 2410 13 0002 800 00 123	GENERAL FUND/GENERAL		REVERSE TAXABLE FRINGE IN EXP ACCOUNTS	0.00	22.80	10/29/2014	TXFR1014
006 E 2510 17 0000 200 00 123	GENERAL FUND/GENERAL		REVERSE TAXABLE FRINGE IN EXP ACCOUNTS	0.00	60.17	10/29/2014	TXFR1014
006 E 2510 17 0000 210 00 121	GENERAL FUND/GENERAL		REVERSE TAXABLE FRINGE IN EXP ACCOUNTS	0.00	16.75	10/29/2014	TXFR1014
006 E 2600 14 0000 333 00 123	GENERAL FUND/GENERAL		REVERSE TAXABLE FRINGE IN EXP ACCOUNTS	0.00	21.94	10/29/2014	TXFR1014
006 E 2640 15 0000 450 00 123	GENERAL FUND/GENERAL		REVERSE TAXABLE FRINGE IN EXP ACCOUNTS	0.00	8.19	10/29/2014	TXFR1014
006 E 2640 15 0002 450 00 123	GENERAL FUND/GENERAL		REVERSE TAXABLE FRINGE IN EXP ACCOUNTS	0.00	5.46	10/29/2014	TXFR1014
006 E 2710 66 0000 000 00 123	GENERAL FUND/GENERAL		REVERSE TAXABLE FRINGE IN EXP ACCOUNTS	0.00	14.65	10/29/2014	TXFR1014
006 E 2720 66 0000 250 00 123	GENERAL FUND/GENERAL		REVERSE TAXABLE FRINGE IN EXP ACCOUNTS	0.00	0.34	10/29/2014	TXFR1014
006 E 2720 66 0002 250 00 123	GENERAL FUND/GENERAL		REVERSE TAXABLE FRINGE IN EXP ACCOUNTS	0.00	0.07	10/29/2014	TXFR1014
006 E 2790 67 0000 050 00 123	GENERAL FUND/GENERAL		REVERSE TAXABLE FRINGE IN EXP ACCOUNTS	0.00	0.22	10/29/2014	TXFR1014
006 E 2790 67 0002 050 00 123	GENERAL FUND/GENERAL		REVERSE TAXABLE FRINGE IN EXP ACCOUNTS	0.00	0.85	10/29/2014	TXFR1014
007 L 8568 00 0000 000 00 000	FEDERAL FUNDS (TITLE		REVERSE TAXABLE FRINGE IN EXP ACCOUNTS	27.98	0.00	10/29/2014	TXFR1014
007 E 1000 29 0000 100 00 123	FEDERAL FUNDS (TITLE		REVERSE TAXABLE FRINGE IN EXP ACCOUNTS	0.00	27.14	10/29/2014	TXFR1014
007 E 2213 29 0000 850 00 123	FEDERAL FUNDS (TITLE		REVERSE TAXABLE FRINGE IN EXP ACCOUNTS	0.00	0.84	10/29/2014	TXFR1014
008 L 8568 00 0000 000 00 000	SUPPLEMENTAL GENERAL		REVERSE TAXABLE FRINGE IN EXP ACCOUNTS	0.19	0.00	10/29/2014	TXFR1014
008 E 1000 53 0000 501 00 123	SUPPLEMENTAL GENERAL		REVERSE TAXABLE FRINGE IN EXP ACCOUNTS	0.00	0.07	10/29/2014	TXFR1014
008 E 1000 53 0000 502 00 123	SUPPLEMENTAL GENERAL		REVERSE TAXABLE FRINGE IN EXP ACCOUNTS	0.00	0.02	10/29/2014	TXFR1014
008 E 1000 53 0002 502 00 123	SUPPLEMENTAL GENERAL		REVERSE TAXABLE FRINGE IN EXP ACCOUNTS	0.00	0.01	10/29/2014	TXFR1014
008 E 2720 66 0000 800 00 123	SUPPLEMENTAL GENERAL		REVERSE TAXABLE FRINGE IN EXP ACCOUNTS	0.00	0.09	10/29/2014	TXFR1014
012 L 8568 00 0000 000 00 000	ADULT SUPPLEMENTAL E		REVERSE TAXABLE FRINGE IN EXP ACCOUNTS	0.36	0.00	10/29/2014	TXFR1014
012 E 1000 30 0000 350 00 123	ADULT SUPPLEMENTAL E		REVERSE TAXABLE FRINGE IN EXP ACCOUNTS	0.00	0.36	10/29/2014	TXFR1014
013 L 8568 00 0000 000 00 000	AT-RISK K-12/NO BULL		REVERSE TAXABLE FRINGE IN EXP ACCOUNTS	98.55	0.00	10/29/2014	TXFR1014
013 E 1000 75 0000 100 00 123	AT-RISK K-12/AT RISK		REVERSE TAXABLE FRINGE IN EXP ACCOUNTS	0.00	66.46	10/29/2014	TXFR1014
013 E 1000 75 0002 100 00 123	AT-RISK K-12/AT RISK		REVERSE TAXABLE FRINGE IN EXP ACCOUNTS	0.00	22.03	10/29/2014	TXFR1014
013 E 2120 75 0000 160 00 123	AT-RISK K-12/AT RISK		REVERSE TAXABLE FRINGE IN EXP ACCOUNTS	0.00	3.68	10/29/2014	TXFR1014
013 E 2120 75 0002 160 00 123	AT-RISK K-12/AT RISK		REVERSE TAXABLE FRINGE IN EXP ACCOUNTS	0.00	6.38	10/29/2014	TXFR1014
018 L 8568 00 0000 000 00 000	DRIVER TRAINING FUND		REVERSE TAXABLE FRINGE IN EXP ACCOUNTS	26.31	0.00	10/29/2014	TXFR1014

Acct Nbr	Account Description	Reference	Description	Debit	Credit	Post Date	Batch
018 E 1000 24 0000 550 00 123	DRIVER TRAINING FUND		REVERSE TAXABLE FRINGE IN EXP ACCOUNTS	0.00	26.31	10/29/2014	TXFR1014
024 L 8568 00 0000 000 00 000	FOOD SERVICE/NO BUIL		REVERSE TAXABLE FRINGE IN EXP ACCOUNTS	0.30	0.00	10/29/2014	TXFR1014
024 E 2600 17 0000 700 00 123	FOOD SERVICE/GENERAL		REVERSE TAXABLE FRINGE IN EXP ACCOUNTS	0.00	0.30	10/29/2014	TXFR1014
026 L 8568 00 0000 000 00 000	PROFESSIONAL DEVELOP		REVERSE TAXABLE FRINGE IN EXP ACCOUNTS	2.75	0.00	10/29/2014	TXFR1014
026 E 2200 22 0000 500 00 123	PROFESSIONAL DEVELOP		REVERSE TAXABLE FRINGE IN EXP ACCOUNTS	0.00	2.75	10/29/2014	TXFR1014
030 L 8568 00 0000 000 00 000	MANDATED SPECIAL EDU		REVERSE TAXABLE FRINGE IN EXP ACCOUNTS	0.12	0.00	10/29/2014	TXFR1014
030 E 2720 23 0000 550 00 123	MANDATED SPECIAL EDU		REVERSE TAXABLE FRINGE IN EXP ACCOUNTS	0.00	0.10	10/29/2014	TXFR1014
030 E 2720 23 0002 550 00 123	MANDATED SPECIAL EDU		REVERSE TAXABLE FRINGE IN EXP ACCOUNTS	0.00	0.02	10/29/2014	TXFR1014
034 L 8568 00 0000 000 00 000	VO EDUCATION FUND/NO		REVERSE TAXABLE FRINGE IN EXP ACCOUNTS	14.11	0.00	10/29/2014	TXFR1014
034 E 1000 26 0000 000 00 123	VO EDUCATION FUND/VO		REVERSE TAXABLE FRINGE IN EXP ACCOUNTS	0.00	14.11	10/29/2014	TXFR1014
078 L 8568 00 0000 000 00 000	SPED COOP/NO BUILDIN		REVERSE TAXABLE FRINGE IN EXP ACCOUNTS	472.45	0.00	10/29/2014	TXFR1014
078 E 1000 42 0000 500 00 123	SPED COOP/SP ED COOP		REVERSE TAXABLE FRINGE IN EXP ACCOUNTS	0.00	184.33	10/29/2014	TXFR1014
078 E 1000 42 0000 520 00 123	SPED COOP/SP ED COOP		REVERSE TAXABLE FRINGE IN EXP ACCOUNTS	0.00	1.10	10/29/2014	TXFR1014
078 E 1000 42 0000 530 00 123	SPED COOP/SP ED COOP		REVERSE TAXABLE FRINGE IN EXP ACCOUNTS	0.00	1.55	10/29/2014	TXFR1014
078 E 1000 42 0000 600 00 123	SPED COOP/SP ED COOP		REVERSE TAXABLE FRINGE IN EXP ACCOUNTS	0.00	2.77	10/29/2014	TXFR1014
078 E 1000 42 0002 500 00 123	SPED COOP/SP ED COOP		REVERSE TAXABLE FRINGE IN EXP ACCOUNTS	0.00	3.96	10/29/2014	TXFR1014
078 E 1000 42 0002 510 00 123	SPED COOP/SP ED COOP		REVERSE TAXABLE FRINGE IN EXP ACCOUNTS	0.00	37.88	10/29/2014	TXFR1014
078 E 1300 46 0007 810 00 123	SPED COOP/SP ED COOP		REVERSE TAXABLE FRINGE IN EXP ACCOUNTS	0.00	5.18	10/29/2014	TXFR1014
078 E 1300 46 0007 830 00 123	SPED COOP/SP ED COOP		REVERSE TAXABLE FRINGE IN EXP ACCOUNTS	0.00	5.12	10/29/2014	TXFR1014
078 E 1300 46 0007 891 00 123	SPED COOP/SP ED COOP		REVERSE TAXABLE FRINGE IN EXP ACCOUNTS	0.00	1.32	10/29/2014	TXFR1014
078 E 2140 44 0000 300 00 123	SPED COOP/SP ED COOP		REVERSE TAXABLE FRINGE IN EXP ACCOUNTS	0.00	12.08	10/29/2014	TXFR1014
078 E 2140 44 0002 300 00 123	SPED COOP/SP ED COOP		REVERSE TAXABLE FRINGE IN EXP ACCOUNTS	0.00	2.40	10/29/2014	TXFR1014
078 E 2150 44 0000 700 00 123	SPED COOP/SP ED COOP		REVERSE TAXABLE FRINGE IN EXP ACCOUNTS	0.00	58.36	10/29/2014	TXFR1014
078 E 2150 44 0002 700 00 123	SPED COOP/SP ED COOP		REVERSE TAXABLE FRINGE IN EXP ACCOUNTS	0.00	2.68	10/29/2014	TXFR1014
078 E 2160 44 0000 160 00 123	SPED COOP/SP ED COOP		REVERSE TAXABLE FRINGE IN EXP ACCOUNTS	0.00	17.79	10/29/2014	TXFR1014
078 E 2160 44 0002 160 00 123	SPED COOP/SP ED COOP		REVERSE TAXABLE FRINGE IN EXP ACCOUNTS	0.00	6.09	10/29/2014	TXFR1014
078 E 2190 45 0000 100 00 123	SPED COOP/SP ED COOP		REVERSE TAXABLE FRINGE IN EXP ACCOUNTS	0.00	6.31	10/29/2014	TXFR1014
078 E 2190 45 0000 150 00 123	SPED COOP/SP ED COOP		REVERSE TAXABLE FRINGE IN EXP ACCOUNTS	0.00	27.98	10/29/2014	TXFR1014
078 E 2190 45 0002 100 00 123	SPED COOP/SP ED COOP		REVERSE TAXABLE FRINGE IN EXP ACCOUNTS	0.00	0.49	10/29/2014	TXFR1014
078 E 2190 45 0002 150 00 123	SPED COOP/SP ED COOP		REVERSE TAXABLE FRINGE IN EXP ACCOUNTS	0.00	0.98	10/29/2014	TXFR1014
078 E 2290 45 0000 610 00 123	SPED COOP/SP ED COOP		REVERSE TAXABLE FRINGE IN EXP ACCOUNTS	0.00	0.14	10/29/2014	TXFR1014
078 E 2320 45 0000 400 00 123	SPED COOP/SP ED COOP		REVERSE TAXABLE FRINGE IN EXP ACCOUNTS	0.00	4.70	10/29/2014	TXFR1014
078 E 2320 45 0000 420 00 123	SPED COOP/SP ED COOP		REVERSE TAXABLE FRINGE IN EXP ACCOUNTS	0.00	2.66	10/29/2014	TXFR1014
078 E 2320 45 0000 450 00 123	SPED COOP/SP ED COOP		REVERSE TAXABLE FRINGE IN EXP ACCOUNTS	0.00	50.84	10/29/2014	TXFR1014
078 E 2320 45 0000 500 00 123	SPED COOP/SP ED COOP		REVERSE TAXABLE FRINGE IN EXP ACCOUNTS	0.00	23.78	10/29/2014	TXFR1014
078 E 2320 45 0002 400 00 123	SPED COOP/SP ED COOP		REVERSE TAXABLE FRINGE IN EXP ACCOUNTS	0.00	11.96	10/29/2014	TXFR1014

Acct Nbr	Account Description	Reference	Description	Debit	Credit	Post Date	Batch
024 E 2640 18 0000 125 00 739	FOOD SERVICE/FOOD SE	579154	ADJ CHECK 579154 AMT - WRITTEN FOR \$399.	0.00	0.10	10/31/2014	D1031KM
024 A 7010 00 0000 000 00 000	FOOD SERVICE/NO BUIL	579154	ADJ CHECK 579154 AMT - WRITTEN FOR \$399.	0.10	0.00	10/31/2014	D1031KM

0.00 Total for Journal Entries

FUND SUMMARY

<u>FUND</u>	<u>DESCRIPTION</u>	<u>BALANCE SHEET</u>	<u>REVENUE</u>	<u>EXPENSE</u>	<u>TOTAL</u>
006	GENERAL FUND	-389,687.39	0.00	389,687.39	0.00
007	FEDERAL FUNDS (TITLE PROGRAMS)	27.98	0.00	-27.98	0.00
008	SUPPLEMENTAL GENERAL	-100,741.01	0.00	100,741.01	0.00
012	ADULT SUPPLEMENTAL EDUCATION	0.36	0.00	-0.36	0.00
013	AT-RISK K-12	80,098.55	-80,000.00	-98.55	0.00
018	DRIVER TRAINING FUND	26.31	0.00	-26.31	0.00
024	FOOD SERVICE	741.60	-741.20	-0.40	0.00
026	PROFESSIONAL DEVELOPMENT	2.75	0.00	-2.75	0.00
030	MANDATED SPECIAL EDUCATION	40,799.12	-390,799.00	349,999.88	0.00
034	VO EDUCATION FUND	20,014.11	-20,000.00	-14.11	0.00
035	GIFT FUND	0.00	-3,282.50	3,282.50	0.00
051	KPERS CONTRIBUTION FUND	-277,106.47	0.00	277,106.47	0.00
078	SPED COOP	350,472.45	-350,000.00	-472.45	0.00
***	Fund Summary Totals ***	-275,351.64	-844,822.70	1,120,174.34	0.00

\*\*\*\*\* End of report \*\*\*\*\*

BANK	LINE DESCRIPTION/REFERENCE	ADDT'L DESCRIPTION	ACCOUNT	Reference	ENTRY DT	CREDIT AMOUNT
A/P	1 WE MEALS - END OF SEPT		024 R 1611 17 0000 500 00 000	10640	10/01/2014	818.30
A/P	1 GENERAL STATE AID		006 R 3110 10 0000 350 00 000	10657	10/01/2014	960634.00
A/P	1 SUPPLEMENTAL GENERAL STATE AID		008 R 3140 53 0000 200 00 000	10658	10/01/2014	708175.00
A/P	1 MS MEALS		024 R 1611 17 0000 500 00 000	10643	10/03/2014	1018.25
A/P	1 CE MEALS - END OF SEPT		024 R 1611 17 0000 500 00 000	10641	10/03/2014	419.15
A/P	1 CE MEALS		024 R 1611 17 0000 500 00 000	10642	10/03/2014	429.00
A/P	1 WE MEALS		024 R 1611 17 0000 500 00 000	10644	10/03/2014	592.80
A/P	1 HS MEALS		024 R 1611 17 0000 500 00 000	10645	10/03/2014	1974.85
A/P	1 CORRECTION TO CE MEALS ON 10/03/14		024 R 1611 17 0000 500 00 000	10642	10/03/2014	0.20
SP AP	1 CALENDARS REFUND (NEEDED SOONER SO PURCH		078 R 1980 42 0000 220 00 000	10034	10/07/2014	101.36
SP AP	3 NEW SP ED TEACHERS SYMP. STIPEND FOR CAI		078 R 1980 42 0000 220 00 000	10035	10/07/2014	400.00
A/P	3 STUDENT TEACHER REIMBURSEMENTS FROM KSU		006 R 1980 10 0000 200 00 000	10648	10/07/2014	125.00
A/P	4 INV #12 - FOOD STORAGE BAGS FOR ICE		024 R 1990 17 0000 550 00 000	10649	10/07/2014	20.00
A/P	5 INV #15 - CONCESSIONS (HOT DOGS)		024 R 1990 17 0000 550 00 000	10650	10/07/2014	73.15
A/P	6 INV #17 - HOT DOGS		024 R 1990 17 0000 550 00 000	10651	10/07/2014	263.34
A/P	7 INV #16 & INV #20 - POLY GLOVES, COOKIE		024 R 1990 17 0000 550 00 000	10652	10/07/2014	524.55
A/P	9 WHS STUDENT FEES - BOOK RENT		055 R 1942 27 0000 000 00 000	10653	10/07/2014	175.00
A/P	11 WHS STUDENT FEES - TECH		055 R 1942 27 0000 000 00 000	10653	10/07/2014	40.00
A/P	13 WHS STUDENT FEES - CALCULATOR RENT		055 R 1740 27 0002 100 00 000	10653	10/07/2014	10.00
A/P	15 CE STUDENT FEES - MILK		024 R 1611 17 0000 510 00 000	10654	10/07/2014	1233.95
A/P	16 CE STUDENT FEES - MEALS		024 R 1611 17 0000 500 00 000	10654	10/07/2014	55.00
A/P	17 CE STUDENT FEES - KIWI BAGS		008 R 1980 53 0000 170 00 000	10654	10/07/2014	5.00
A/P	18 CE STUDENT FEES - PENCILS		008 R 1980 53 0000 170 00 000	10654	10/07/2014	2.00
A/P	19 CE STUDENT FEES - BOOK RENT		055 R 1942 27 0000 000 00 000	10654	10/07/2014	50.00
A/P	20 CE STUDENT FEES - TECH		055 R 1942 27 0000 000 00 000	10654	10/07/2014	10.00
A/P	21 CE STUDENT FEES - LIBRARY		008 R 1980 53 0000 170 00 000	10654	10/07/2014	44.00
A/P	22 MS STUDENT FEES - BOOK RENT		055 R 1942 27 0000 000 00 000	10655	10/07/2014	175.00
A/P	25 MS STUDENT FEES - MEALS		024 R 1611 17 0000 500 00 000	10655	10/07/2014	55.00
A/P	26 MS STUDENT FEES - TECH		055 R 1942 27 0000 000 00 000	10655	10/07/2014	35.00
A/P	27 WE STUDENT FEES - BOOK RENT		055 R 1942 27 0000 000 00 000	10656	10/07/2014	183.80
A/P	28 WE STUDENT FEES - TECH		055 R 1942 27 0000 000 00 000	10656	10/07/2014	25.00
A/P	29 WE STUDENT FEES - MILK/JUICE		024 R 1611 17 0000 510 00 000	10656	10/07/2014	1710.00
A/P	30 WE STUDENT FEES - AGENDAS		008 R 1980 53 0000 170 00 000	10656	10/07/2014	27.34
A/P	31 WE STUDENT FEES - MEALS		024 R 1611 17 0000 500 00 000	10656	10/07/2014	266.80
SP AP	1 LIQUIDATED DAMAGES		078 R 1980 42 0000 220 00 000	10036	10/08/2014	4000.00
A/P	1 ON-LINE LEARNING LAB STUDENT FEES		013 R 1990 34 0000 100 00 000	10659	10/08/2014	200.00

BANK	LINE DESCRIPTION/REFERENCE	ADDT'L DESCRIPTION	ACCOUNT	Reference	ENTRY DT	CREDIT AMOUNT
A/P	2 CARNIVAL FOOD FOR WEST INV #14		024 R 1990 17 0000 550 00 000	10660	10/08/2014	202.25
A/P	1 TITLE I FEDERAL AID		007 R 4591 29 0000 050 00 000	10671	10/09/2014	12000.00
A/P	2 TITLE IIA FEDERAL AID		007 R 4593 29 0000 800 00 000	10671	10/09/2014	2000.00
A/P	1 CE MEALS		024 R 1611 17 0000 500 00 000	10661	10/10/2014	1156.70
A/P	1 HS MEALS		024 R 1611 17 0000 500 00 000	10662	10/10/2014	3062.40
A/P	1 WE MEALS		024 R 1611 17 0000 500 00 000	10663	10/10/2014	1318.90
A/P	1 MS MEALS FOR W/E 1010/14		024 R 1611 17 0000 500 00 000	10664	10/14/2014	2013.60
A/P	1 RENTAL INCOME FROM CROSSPOINT CHURCH		016 R 1990 19 0000 150 00 000	10665	10/14/2014	400.00
A/P	2 INV #18 FOR LITTLE RAIDER PRESCHOOL		024 R 1990 17 0000 550 00 000	10666	10/14/2014	366.48
SP AP	1 MEDICAID CONF. SHUTTLE REIMBURSEMENT		078 R 1980 42 0000 220 00 000	10037	10/14/2014	42.00
SP AP	2 SDAC QUARTERLY REIMBURSEMENT		078 R 4900 19 0000 210 00 000	10038	10/14/2014	1161.79
SP AP	3 MEDICAID ADMIN. CLAIMING REIMBURSEMENT		078 R 4900 19 0000 210 00 000	10039	10/14/2014	1883.93
A/P	1 KPERS EMPLOYER PAYMENT		051 R 3221 36 0000 000 00 000	10672	10/15/2014	277106.47
A/P	1 SPECIAL ED STATE AID		006 R 3205 10 0000 450 00 000	10673	10/15/2014	390799.00
SP AP	1 INFANT/TODDLER MEDICAID		078 R 4900 42 0000 300 00 000	10040	10/16/2014	384.09
SP AP	2 INFANT/TODDLER MEDICAID		078 R 4900 42 0000 300 00 000	10041	10/16/2014	42.00
SP AP	3 SPECIAL ED MEDICAID		078 R 4900 19 0000 210 00 000	10042	10/16/2014	1516.29
SP AP	4 QUARTERLY SDAC REIMBURSEMENT (JAN.-MAR.2		078 R 4900 19 0000 210 00 000	10043	10/16/2014	1304.13
A/P	1 MS MEALS		024 R 1611 17 0000 500 00 000	10667	10/16/2014	1058.55
A/P	1 HS MEALS		024 R 1611 17 0000 500 00 000	10668	10/16/2014	2301.85
A/P	1 CE MEALS		024 R 1611 17 0000 500 00 000	10669	10/16/2014	556.40
A/P	1 WE MEALS		024 R 1611 17 0000 500 00 000	10670	10/16/2014	1439.60
A/P	1 TECH CENTER IPAD CLASS FEES		012 R 1310 30 0000 000 00 000	10674	10/16/2014	147.00
A/P	2 HIGHLAND COMMUNITY COLLEGE A/P CLASS STI		035 R 1920 28 0002 231 00 000	10675	10/16/2014	1365.00
A/P	3 HIGHLAND COMMUNITY COLLEGE A/P CLASS STI		035 R 1920 28 0000 225 00 000	10675	10/16/2014	1365.00
A/P	4 HIGHLAND COMMUNITY COLLEGE A/P CLASS STI		035 R 1920 28 0002 205 00 000	10675	10/16/2014	2275.00
A/P	1 WE MEALS		024 R 1611 17 0000 500 00 000	10676	10/22/2014	726.70
A/P	1 CE MEALS		024 R 1611 17 0000 500 00 000	10677	10/22/2014	595.95
A/P	1 MS MEALS		024 R 1611 17 0000 500 00 000	10678	10/22/2014	1092.90
A/P	1 HS MEALS		024 R 1611 17 0000 500 00 000	10679	10/22/2014	2452.80
A/P	1 KSDE FOOD SERVICE DISTRIBUTION		024 R 4550 17 0000 650 00 000	10686	10/23/2014	39062.58
A/P	2 KSDE FOOD SERVICE DISTRIBUTION		024 R 3203 17 0000 600 00 000	10686	10/23/2014	835.52
SP AP	1 INFANT TODDLER MEDICAID		078 R 4900 42 0000 300 00 000	10044	10/28/2014	226.53
SP AP	2 INFANT TODDLER MEDICAID		078 R 4900 42 0000 300 00 000	10045	10/28/2014	132.09
SP AP	3 SP ED MEDICAID		078 R 4900 19 0000 210 00 000	10046	10/28/2014	228.00
SP AP	4 SP ED AID FLOW-THRU		078 R 3205 42 0000 260 00 000	10047	10/28/2014	198103.00



BANK	LINE DESCRIPTION/REFERENCE	ADDT'L DESCRIPTION	ACCOUNT	Reference	ENTRY DT	CREDIT AMOUNT
SP AP	5 SP ED AID FLOW-THRU		078 R 3205 42 0000 270 00 000	018193	10/28/2014	109298.00
A/P	1 WABAUNSEE COUNTY TAX DISTRIBUTION		062 R 2400 39 0000 150 00 000	10680	10/28/2014	733.01
A/P	2 WABAUNSEE COUNTY TAX DISTRIBUTION		062 R 2450 39 0000 170 00 000	10680	10/28/2014	11.44
A/P	3 WABAUNSEE COUNTY TAX DISTRIBUTION		008 R 2400 53 0000 100 00 000	10680	10/28/2014	976.87
A/P	4 WABAUNSEE COUNTY TAX DISTRIBUTION		008 R 2450 53 0000 150 00 000	10680	10/28/2014	15.24
A/P	5 HIGHLAND COMM COLLEGE SOCIAL SCIENCE STI		035 R 1920 28 0000 215 00 000	10681	10/28/2014	1110.00
A/P	6 SUB TEACHER REIMBURSEMENT FOR RICE & A TO		006 R 1980 10 0000 200 00 000	10682	10/28/2014	195.14
A/P	1 RILEY COUNTY TAX DISTRIBUTION		008 R 2400 53 0000 100 00 000	10685	10/29/2014	464.76
A/P	2 RILEY COUNTY TAX DISTRIBUTION		062 R 2400 39 0000 150 00 000	10685	10/29/2014	348.74
A/P	1 CE MEALS		024 R 1611 17 0000 500 00 000	10687	10/31/2014	1009.15
A/P	1 WE MEALS		024 R 1611 17 0000 500 00 000	10688	10/31/2014	1424.35
A/P	1 MS MEALS		024 R 1611 17 0000 500 00 000	10689	10/31/2014	2454.40
A/P	1 HS MEALS		024 R 1611 17 0000 500 00 000	10690	10/31/2014	3002.60
SP AP	1 OCTOBER BANK ACCOUNT INTEREST		078 R 1500 42 0000 000 00 000	10049	10/31/2014	0.36
BOND	3 OCTOBER BANK ACCOUNT INTEREST		064 R 5130 49 0000 600 00 000	10692	10/31/2014	0.01
A/P	4 OCTOBER BANK ACCOUNT INTEREST		016 R 1510 19 0000 100 00 000	10692	10/31/2014	4.40
HLTH	5 OCTOBER BANK ACCOUNT INTEREST		047 R 1510 80 0000 100 00 000	10692	10/31/2014	0.05
A/P	1 HEARTLAND SOLUTIONS MEAL DEPOSITS - OCT		024 R 1611 17 0000 500 00 000	10691	10/31/2014	9928.00
A/P	1 HEARTLAND DEPOSIT ADJUSTMENT		024 R 1611 17 0000 500 00 000	10691	10/31/2014	0.80
KVSP	1 BANK ACCOUNT INTEREST		078 R 1500 42 0000 000 00 000	10049	10/31/2014	0.14
KVSVG	2 BANK ACCOUNT INTEREST		016 R 1510 19 0000 100 00 000	10692	10/31/2014	0.01

2,765,573.81 Total for Cash Receipts

FUND SUMMARY

<u>FUND</u>	<u>DESCRIPTION</u>	<u>BALANCE SHEET</u>	<u>REVENUE</u>	<u>EXPENSE</u>	<u>TOTAL</u>
006	GENERAL FUND	0.00	1,351,753.14	0.00	1,351,753.14
007	FEDERAL FUNDS (TITLE PROGRAMS)	0.00	14,000.00	0.00	14,000.00
008	SUPPLEMENTAL GENERAL	0.00	709,710.21	0.00	709,710.21
012	ADULT SUPPLEMENTAL EDUCATION	0.00	147.00	0.00	147.00
013	AT-RISK K-12	0.00	200.00	0.00	200.00
016	CAPITAL OUTLAY	0.00	404.41	0.00	404.41
024	FOOD SERVICE	0.00	85,516.82	0.00	85,516.82
035	GIFT FUND	0.00	6,115.00	0.00	6,115.00
047	HEALTH CARE RESERVE	0.00	0.05	0.00	0.05
051	KPERS CONTRIBUTION FUND	0.00	277,106.47	0.00	277,106.47
055	TEXT BOOK & STUDENT MATERIALS	0.00	703.80	0.00	703.80
062	BOND & INTEREST #1	0.00	1,093.19	0.00	1,093.19
064	CE CONSTRUCTION	0.00	0.01	0.00	0.01
078	SPED COOP	0.00	318,823.71	0.00	318,823.71
***	Fund Summary Totals ***	0.00	2,765,573.81	0.00	2,765,573.81

\*\*\*\*\* End of report \*\*\*\*\*

# Wamego USD 320

## K-12 Enrollment Projection Report

---



Serving Educational Leaders,  
Inspiring Student Success

*Ted Carter  
Research Specialist  
October 8<sup>th</sup>, 2014*

# Contents

Introduction .....	4
Enrollment Headcounts .....	4
Chart 1: Actual and Projected Enrollments by Grade – District.....	4
Table 1: Actual and Projected Enrollments by Grade – District.....	5
Table 1.1: Central Elementary K-2 .....	5
Table 1.2: West Elementary 3-5.....	5
Table 1.3: Wamego Middle 6-8.....	6
Table 1.4: Wamego High 9-12.....	6
Chart 2: Actual and Projected Enrollments by School .....	7
Table 2: Actual and Projected Enrollments by Other Student Groups – District.....	7
Table 2.1: Central Elementary K-2 .....	8
Table 2.2: West Elementary 3-5.....	8
Table 2.3: Wamego Middle 6-8.....	8
Table 2.4: Wamego High 9-12.....	9
Chart 3: Actual and Projected Enrollments by National School Lunch Program Eligibility – District ....	10
Chart 4: Actual and Projected Enrollments by Special Education Status – District .....	11
Table 3: Actual and Projected Enrollments by Program – District.....	11
Table 3.1: Central Elementary K-2 .....	12
Table 3.2: West Elementary 3-5.....	12
Table 3.3: Wamego Middle 6-8.....	12
Table 3.4: Wamego High 9-12.....	13
New Housing.....	13
Table 4: Additional Students based on New Housing.....	13
Chart 5: Actual and Projected Enrollments by Grade with New Housing.....	14
Table 5: Actual and Projected Enrollments by Grade with New Housing.....	14
Table 5.1: Central Elementary K-2 .....	15
Table 5.2: West Elementary 3-5.....	15
Table 5.3: Wamego Middle 6-8.....	15
Table 5.4: Wamego High 9-12.....	16
Chart 6: Actual and Projected Enrollments by School with New Housing.....	16
Table 6: Actual and Projected Enrollments by Other Student Groups with New Housing.....	17
Table 6.1: Central Elementary K-2 .....	17
Table 6.2: West Elementary 3-5.....	17
Table 6.3: Wamego Middle 6-8.....	18
Table 6.4: Wamego High 9-12.....	18
Chart 7: Actual and Projected Enrollments by National School Lunch Program Eligibility with New Housing .....	19
Chart 8: Actual and Projected Enrollments by Special Education Status with New Housing .....	20
Table 7: Actual and Projected Enrollments by Program with New Housing – District .....	20
Table 7.1: Central Elementary K-2 .....	21
Table 7.2: West Elementary 3-5.....	21
Table 7.3: Wamego Middle 6-8.....	21
Table 7.4: Wamego High 9-12.....	22

Conclusion.....	22
Appendix A: Methodology .....	23
Initial Data.....	23
Ratio of Birth to First Grade Enrollment .....	23
Cohort Survival Ratios.....	24
Other Student Groups.....	24
Demographics .....	25
School-Level Projections .....	25
Accuracy of Projections.....	25
Appendix B: Additional Charts and Tables .....	26
Table B1: Actual and Projected Birth to First Grade Ratios and Enrollments – District .....	26
Table B1.1: Central Elementary K-2 .....	26
Chart B1: Actual and Projected 1 <sup>st</sup> Grade Enrollments – District.....	27
Table B2: Actual and Projected Cohort Survival Ratios – District .....	27
Table B3: All Grade Data by School and District .....	28
Appendix C: Census Data .....	30
QuickFacts.....	30
Table C1: Actual and Projected Population by County .....	32
Chart C1: Actual and Projected Population by County .....	33

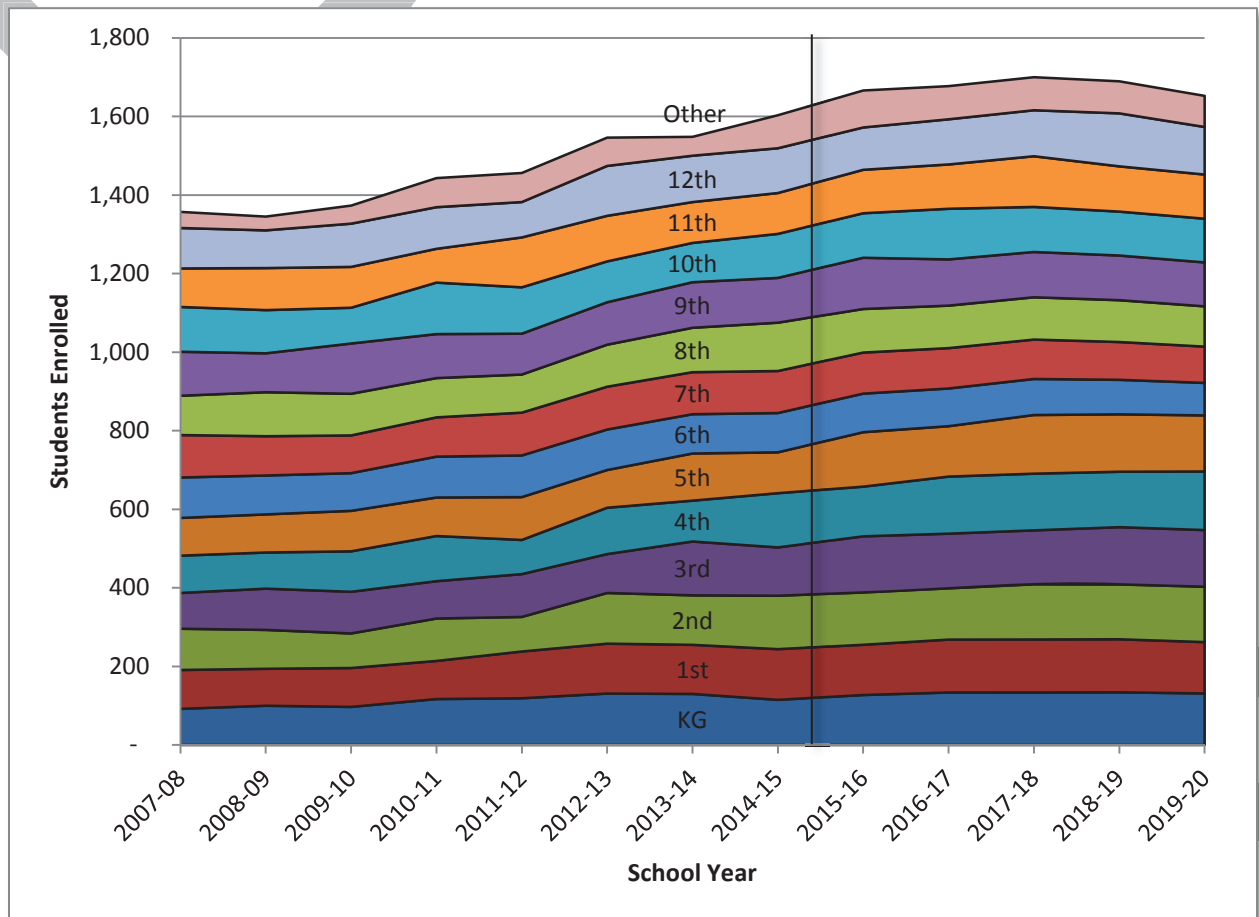
## Introduction

This document contains headcount enrollment projections for Wamego USD 320 for the 2015-16 school year through the 2019-2020 school year. These projections are based on resident live births in Wabaunsee, Riley, and Pottawatomie Counties and the headcount enrollment data for previous school years. For more information on the methods used, refer to Appendix A.

## Enrollment Headcounts

As Chart 1 and Table 1 show, student enrollment in Wamego is expected to increase from 1,600 students in 2014-15 to approximately 1,700 students in 2017-18, then decrease to approximately 1,650 students by 2019-20. Changes across grades are expected to be fairly consistent, with no grades showing patterns significantly different than the rest.

**Chart 1: Actual and Projected Enrollments by Grade - District**



Note: Other represents non-graded students and students in grade categories other than K-12.

**Table 1: Actual and Projected Enrollments by Grade – District**

Year	KG	1st	2nd	3rd	4th	5th	6th	7th	8th	9th	10th	11th	12th	Other	Total
2007-08	92	99	105	91	95	96	103	108	100	112	114	98	103	41	1,357
2008-09	100	94	99	105	92	97	99	100	112	99	110	107	96	35	1,345
2009-10	97	99	88	106	103	103	96	96	106	128	91	104	110	46	1,373
2010-11	117	97	108	95	115	98	104	100	100	112	131	86	106	74	1,443
2011-12	119	119	88	109	87	109	106	109	97	104	118	127	90	74	1,456
2012-13	131	127	129	99	118	96	103	109	107	108	104	116	127	72	1,546
2013-14	130	125	126	137	104	120	100	107	113	116	100	104	118	48	1,548
2014-15	115	129	136	123	138	104	100	107	123	114	112	104	114	84	1,603
2015-16	127	128	133	143	126	139	98	105	111	130	113	111	108	94	1,666
2016-17	134	135	131	139	145	128	96	103	108	118	129	113	115	84	1,677
2017-18	134	135	141	137	144	149	92	100	108	115	115	129	117	84	1,700
2018-19	134	135	140	146	141	146	88	96	106	114	112	115	135	82	1,689
2019-20	131	131	141	144	149	143	83	92	103	112	111	112	121	79	1,652

As Tables 1.1 through 1.3 show, headcount enrollments at Central Elementary, Wamego Middle, and Wamego High are expected to be consistent with the district trend; increasing through 2017-18, then decreasing slightly by 2019-20. West Elementary is expected to see fairly constant growth throughout the predicted time period.

**Table 1.1: Central Elementary K-2**

Year	KG	1st	2nd	Total K-12	Other	Total
2007-08	92	99	105	296	25	321
2008-09	100	94	99	293	21	314
2009-10	97	99	88	284	46	330
2010-11	117	97	108	322	62	384
2011-12	119	119	88	326	64	390
2012-13	131	127	129	387	58	445
2013-14	130	125	126	381	45	426
2014-15	115	129	136	380	61	441
2015-16	127	128	133	388	68	457
2016-17	134	135	131	399	70	469
2017-18	134	135	141	409	69	478
2018-19	134	135	140	409	66	475
2019-20	131	131	141	403	64	467

**Table 1.2: West Elementary 3-5**

Year	3rd	4th	5th	Total K-12	Other	Total
2007-08	91	95	96	282	-	282
2008-09	105	92	97	294	-	294
2009-10	106	103	103	312	-	312
2010-11	95	115	98	308	-	308
2011-12	109	87	109	305	-	305
2012-13	99	118	96	313	-	313
2013-14	137	104	120	361	-	361
2014-15	123	138	104	365	-	365
2015-16	143	126	139	408	-	408
2016-17	139	145	128	413	-	413
2017-18	137	144	149	431	-	431
2018-19	146	141	146	433	-	433
2019-20	144	149	143	436	-	436

**Table 1.3: Wamego Middle 6-8**

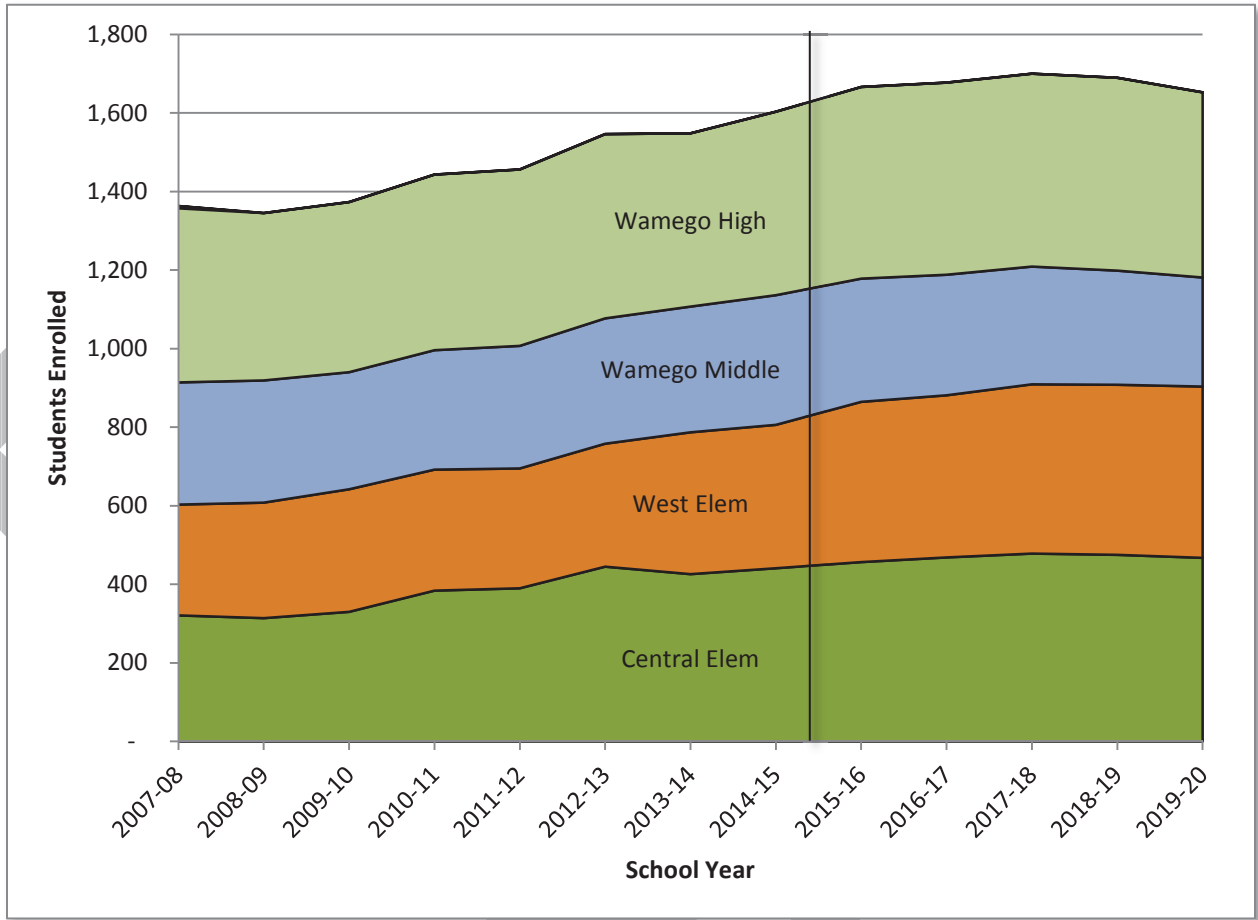
Year	6th	7th	8th	Total K-12	Other	Total
2007-08	103	108	100	311	-	311
2008-09	99	100	112	311	-	311
2009-10	96	96	106	298	-	298
2010-11	104	100	100	304	-	304
2011-12	106	109	97	312	-	312
2012-13	103	109	107	319	-	319
2013-14	100	107	113	320	-	320
2014-15	100	107	123	330	-	330
2015-16	98	105	111	314	-	314
2016-17	96	103	108	307	-	307
2017-18	92	100	108	300	-	300
2018-19	88	96	106	291	-	291
2019-20	83	92	103	278	-	278

**Table 1.4: Wamego High 9-12**

Year	9th	10th	11th	12th	Total K-12	Other	Total
2007-08	112	114	98	103	427	16	443
2008-09	99	110	107	96	412	14	426
2009-10	128	91	104	110	433	-	433
2010-11	112	131	86	106	435	12	447
2011-12	104	118	127	90	439	10	449
2012-13	108	104	116	127	455	14	469
2013-14	116	100	104	118	438	3	441
2014-15	114	112	104	114	444	23	467
2015-16	130	113	111	108	462	26	488
2016-17	118	129	113	115	474	15	489
2017-18	115	115	129	117	476	15	491
2018-19	114	112	115	135	476	15	491
2019-20	112	111	112	121	457	15	471



**Chart 2: Actual and Projected Enrollments by School**



As Table 2 and Tables 2.1 through 2.3 show, headcount enrollment at the schools is expected to increase through the 2017-18 school year then decline from then until the 2019-20 school year for students in grade classifications other than K-12; including Special Ed 3- and 4-year-olds (SE34), Pre-Kindergartners (PK), and non-graded students (NG).

**Table 2: Actual and Projected Enrollments by Other Student Groups – District**

Year	SE34	PK	NG	Total K-12	Other	Total
2007-08	25	-	16	1,316	41	1,357
2008-09	21	-	14	1,310	35	1,345
2009-10	24	22	-	1,327	46	1,373
2010-11	42	20	12	1,369	74	1,443
2011-12	36	28	10	1,382	74	1,456
2012-13	29	29	14	1,474	72	1,546
2013-14	29	16	3	1,500	48	1,548
2014-15	23	38	23	1,519	84	1,603
2015-16	26	43	26	1,572	94	1,666
2016-17	38	31	15	1,593	84	1,677
2017-18	36	33	15	1,616	84	1,700
2018-19	34	32	15	1,608	82	1,689
2019-20	33	31	15	1,573	79	1,652

**Table 2.1: Central Elementary K-2**

Year	SE34	PK	Total K-12	Other	Total
2007-08	25	-	296	25	321
2008-09	21	-	293	21	314
2009-10	24	22	284	46	330
2010-11	42	20	322	62	384
2011-12	36	28	326	64	390
2012-13	29	29	387	58	445
2013-14	29	16	381	45	426
2014-15	23	38	380	61	441
2015-16	26	43	388	68	457
2016-17	38	31	399	70	469
2017-18	36	33	409	69	478
2018-19	34	32	409	66	475
2019-20	33	31	403	64	467

**Table 2.2: West Elementary 3-5**

Year	Total K-12	Other	Total
2007-08	282	-	282
2008-09	294	-	294
2009-10	312	-	312
2010-11	308	-	308
2011-12	305	-	305
2012-13	313	-	313
2013-14	361	-	361
2014-15	365	-	365
2015-16	408	-	408
2016-17	413	-	413
2017-18	431	-	431
2018-19	433	-	433
2019-20	436	-	436

**Table 2.3: Wamego Middle 6-8**

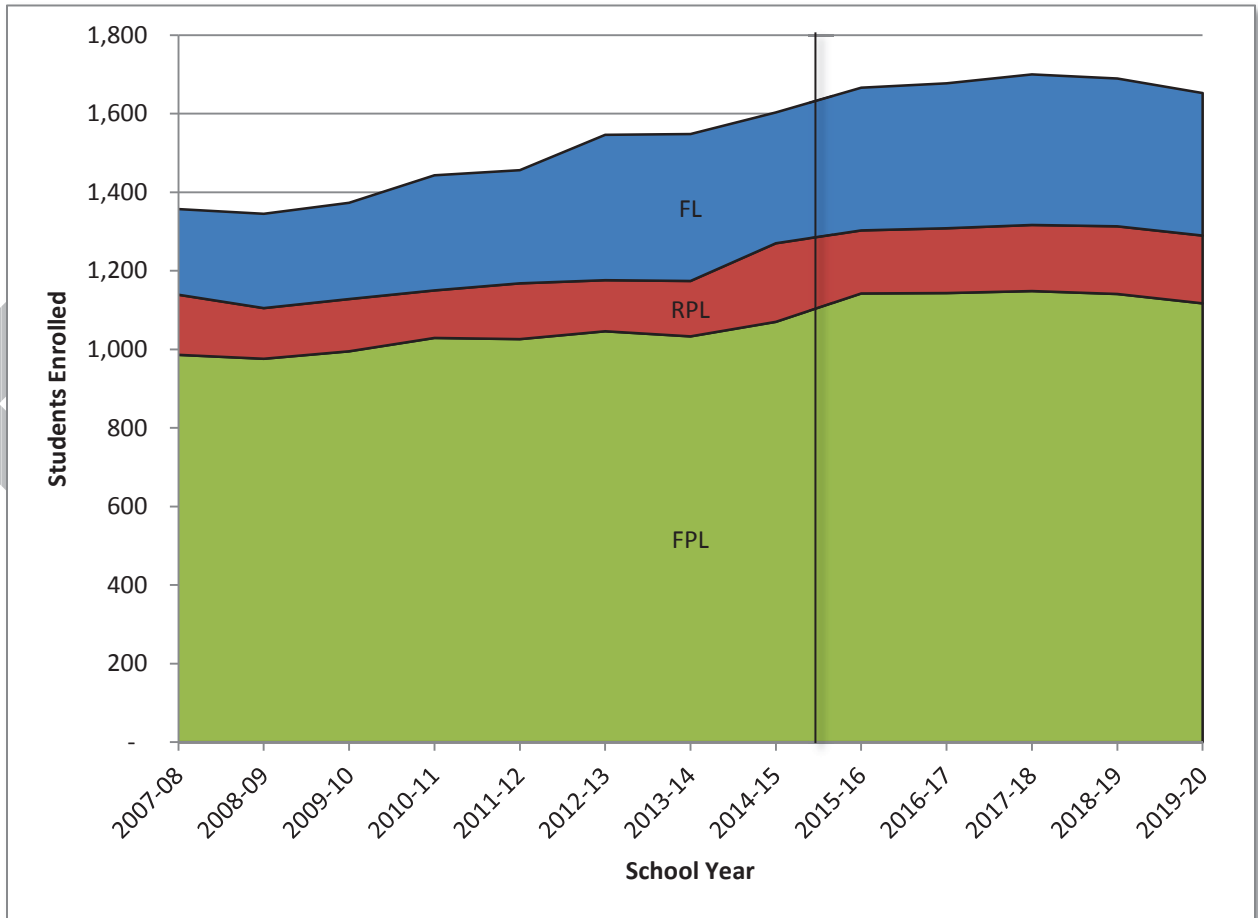
Year	Total K-12	Other	Total
2007-08	311	-	311
2008-09	311	-	311
2009-10	298	-	298
2010-11	304	-	304
2011-12	312	-	312
2012-13	319	-	319
2013-14	320	-	320
2014-15	330	-	330
2015-16	314	-	314
2016-17	307	-	307
2017-18	300	-	300
2018-19	291	-	291
2019-20	278	-	278

**Table 2.4: Wamego High 9-12**

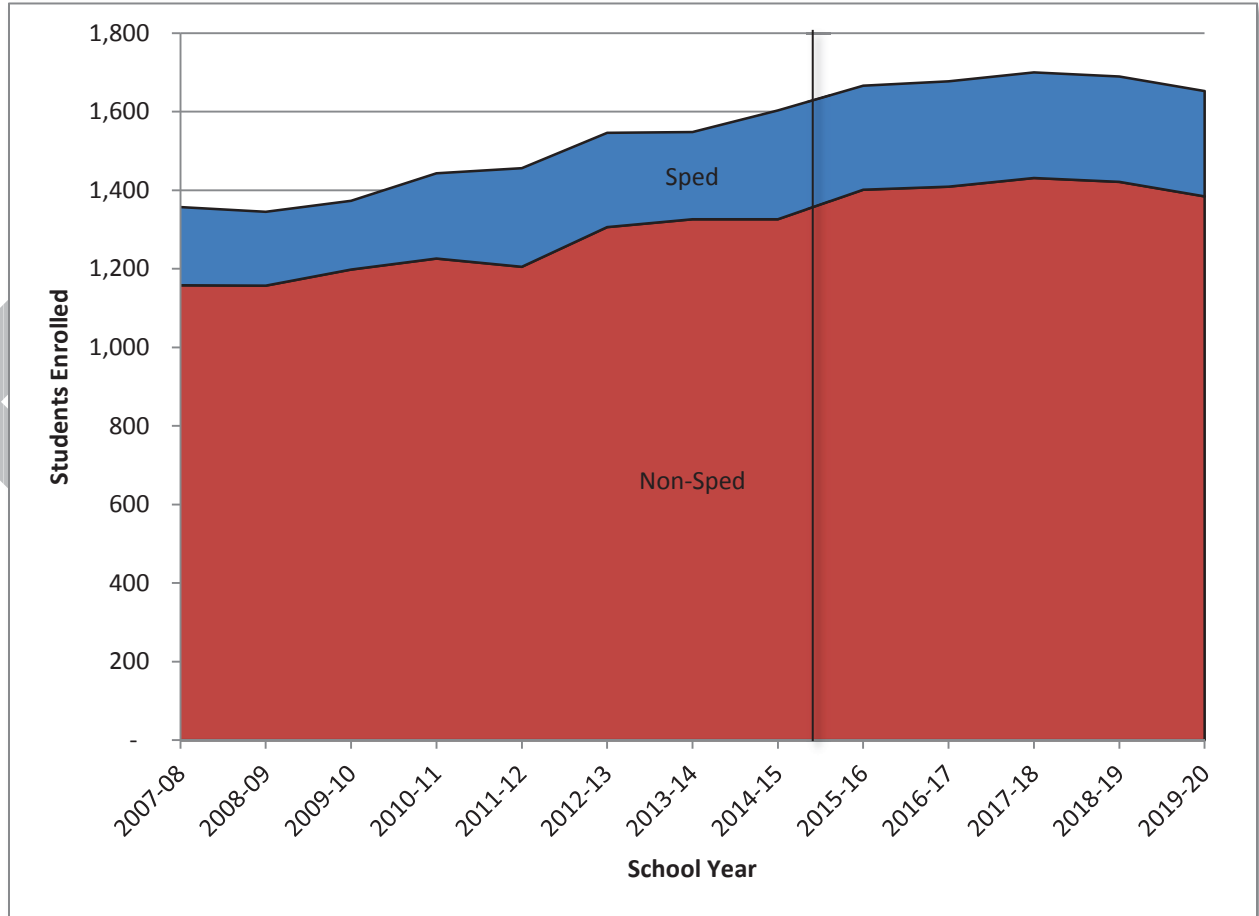
<b>Year</b>	<b>NG</b>	<b>Total K-12</b>	<b>Other</b>	<b>Total</b>
2007-08	16	427	16	443
2008-09	14	412	14	426
2009-10	-	433	-	433
2010-11	12	435	12	447
2011-12	10	439	10	449
2012-13	14	455	14	469
2013-14	3	438	3	441
2014-15	23	444	23	467
2015-16	26	462	26	488
2016-17	15	474	15	489
2017-18	15	476	15	491
2018-19	15	476	15	491
2019-20	15	457	15	471

As Charts 3 and 4, Table 3, and Tables 3.1 through 3.3 show, there are no major changes in the trends for students eligible for free lunch (FL), students eligible for reduced-price lunch (RPL), students not eligible for services under the National School Lunch Program (FPL), special education students (Sped), non-special education students (Non-Sped), students receiving services for English Language Services (ELL), and students not receiving services for English Language Learners (Non-ELL) from the 2014-15 school year through the 2019-20 school year.

**Chart 3: Actual and Projected Enrollments by National School Lunch Program Eligibility - District**



**Chart 4: Actual and Projected Enrollments by Special Education Status – District**



**Table 3: Actual and Projected Enrollments by Program – District**

Year	Total	FL	RPL	FPL	Sped	Non-Sped	ELL	Non-ELL
2007-08	1,357	218	153	986	199	1,158	-	1,357
2008-09	1,345	240	129	976	188	1,157	-	1,345
2009-10	1,373	245	133	995	175	1,198	-	1,373
2010-11	1,443	293	121	1,029	217	1,226	19	1,424
2011-12	1,456	288	142	1,026	251	1,205	22	1,434
2012-13	1,546	370	130	1,046	240	1,306	18	1,528
2013-14	1,548	374	141	1,033	222	1,326	19	1,529
2014-15	1,603	333	200	1,070	277	1,326	15	1,588
2015-16	1,666	363	160	1,142	265	1,401	21	1,645
2016-17	1,677	369	165	1,143	268	1,409	20	1,657
2017-18	1,700	383	168	1,148	269	1,431	20	1,680
2018-19	1,689	376	172	1,141	268	1,421	19	1,670
2019-20	1,652	363	173	1,117	268	1,384	19	1,633

**Table 3.1: Central Elementary K-2**

Year	Total	FL	RPL	FPL	Sped	Non-Sped	ELL	Non-ELL
2007-08	321	56	37	228	69	252	0	321
2008-09	314	58	31	225	60	254	0	314
2009-10	330	56	46	228	61	269	0	330
2010-11	384	79	29	276	82	302	5	379
2011-12	390	70	36	284	110	280	6	384
2012-13	445	106	27	312	87	358	3	442
2013-14	426	95	36	295	69	357	7	419
2014-15	441	103	79	259	93	348	4	437
2015-16	457	99	45	314	97	360	6	451
2016-17	462	101	48	314	98	364	6	456
2017-18	475	107	50	318	94	380	5	470
2018-19	465	104	53	308	93	372	6	459
2019-20	456	102	55	299	94	361	5	451

**Table 3.2: West Elementary 3-5**

Year	Total	FL	RPL	FPL	Sped	Non-Sped	ELL	Non-ELL
2007-08	282	48	32	202	40	242	0	282
2008-09	294	61	26	207	40	254	0	294
2009-10	312	69	25	218	44	268	0	312
2010-11	308	76	35	197	46	262	8	300
2011-12	305	65	35	205	41	264	7	298
2012-13	313	89	34	190	44	269	8	305
2013-14	361	98	34	229	39	322	5	356
2014-15	365	75	39	251	53	312	6	359
2015-16	362	88	39	235	49	313	8	354
2016-17	364	89	39	237	48	316	7	357
2017-18	376	94	39	243	50	326	7	369
2018-19	389	95	40	254	51	338	7	382
2019-20	377	89	40	248	51	326	7	370

**Table 3.3: Wamego Middle 6-8**

Year	Total	FL	RPL	FPL	Sped	Non-Sped	ELL	Non-ELL
2007-08	311	55	39	217	45	266	0	311
2008-09	311	52	32	227	43	268	0	311
2009-10	298	57	29	212	29	269	0	298
2010-11	304	64	22	218	43	261	2	302
2011-12	312	74	31	207	42	270	7	305
2012-13	319	77	33	209	39	280	6	313
2013-14	320	78	34	208	43	277	4	316
2014-15	330	65	38	227	61	269	3	327
2015-16	348	79	35	235	50	298	5	343
2016-17	348	80	36	232	50	298	5	343
2017-18	351	80	37	234	51	300	5	346
2018-19	348	78	37	233	52	296	5	343
2019-20	341	75	36	230	52	289	4	337

**Table 3.4: Wamego High 9-12**

Year	Total	FL	RPL	FPL	Sped	Non-Sped	ELL	Non-ELL
2007-08	443	59	45	339	45	398	0	443
2008-09	426	69	40	317	45	381	0	426
2009-10	433	63	33	337	41	392	0	433
2010-11	447	74	35	338	46	401	4	443
2011-12	449	79	40	330	58	391	2	447
2012-13	469	98	36	335	70	399	1	468
2013-14	441	103	37	301	71	370	3	438
2014-15	467	90	44	333	70	397	2	465
2015-16	499	98	42	360	69	430	3	496
2016-17	496	100	43	354	72	424	2	494
2017-18	498	103	42	353	74	424	2	496
2018-19	487	100	42	344	72	414	2	485
2019-20	483	97	42	344	71	412	2	481

### New Housing

Along with the increases expected based on resident live births and the historical trends in ratio of first grade enrollment to these births followed by trends in retention ratio from grade to grade, Wamego is expected to see increases in enrollment based on new housing units that are scheduled to be built. It is anticipated that 120 new housing units will be built each year for 2015-16 and 2016-17, then 60 more units in 2017-18.

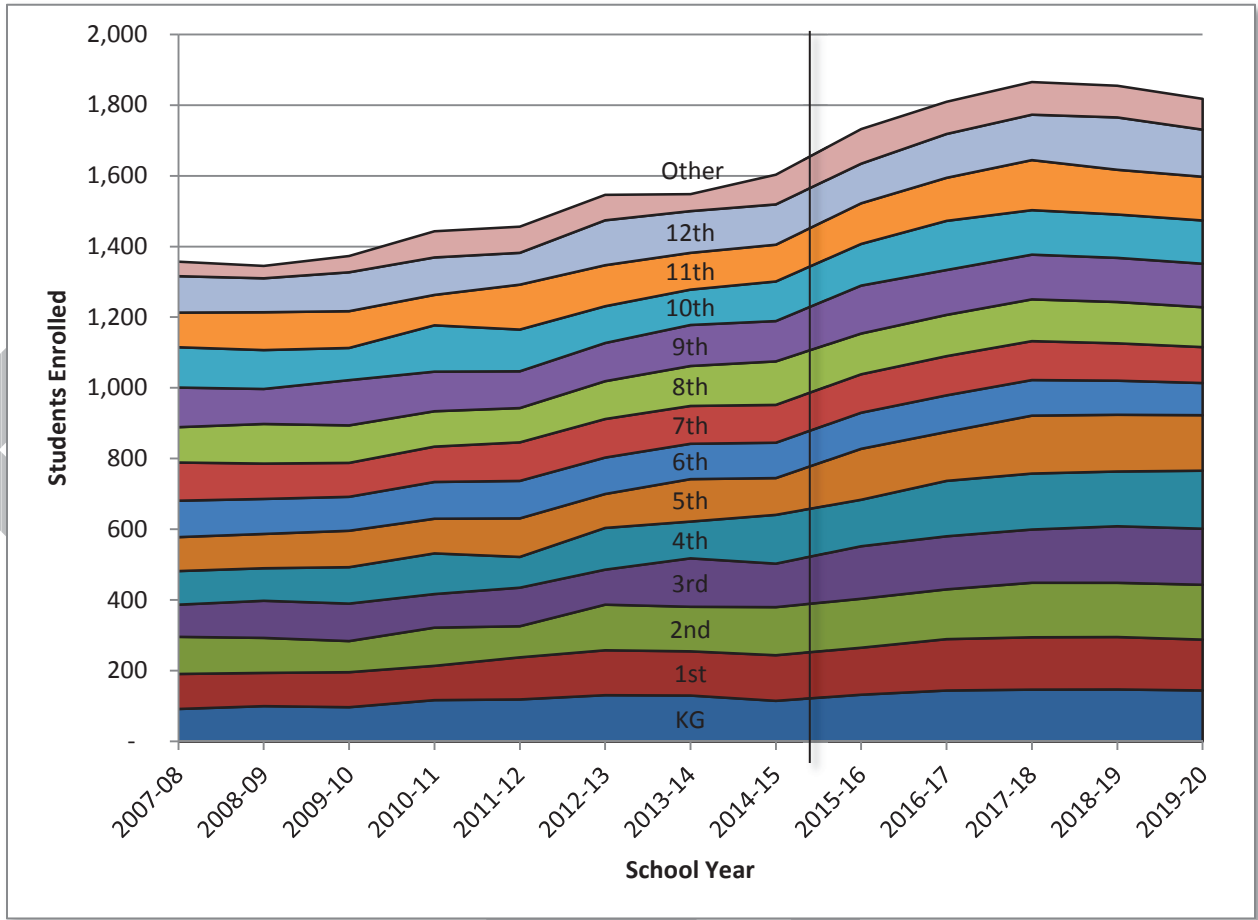
Table 2 shows a calculation of the number of students that may be added to the enrollment numbers based on Census data for Pottawatomie county related to the average number of school-aged children per household. For more on the Census data, see Appendix C.

**Table 4: Additional Students based on New Housing**

Statistic	Pottawatomie
Housing units, 2013	8,860
Population, 2013 estimate	22,691
Population Per Housing Unit	2.56
Persons under 5 years, percent, 2013	8.20%
Persons under 18 years, percent, 2013	29.70%
Persons between 5 and 18	21.50%
Persons between 5 and 18 per Housing Unit	0.55
Additional Students for 2015-16 - Two new complexes (120 units)	66.00
Additional Students for 2016-17 - Four new complexes (240 units)	132.15
Additional Students for 2017-18 - Five new complexes (300 units)	165.19
Additional Students for 2018-19 - Five new complexes (300 units)	165.19
Additional Students for 2019-20 - Five new complexes (300 units)	165.19

Based on these calculations, the district totals would increase an additional 165 students by the 2019-20 school year, as shown in Charts 4 through 7 and Tables 5 through .

**Chart 5: Actual and Projected Enrollments by Grade with New Housing**



Note: Other represents non-graded students and students in grade categories other than K-12.

**Table 5: Actual and Projected Enrollments by Grade with New Housing**

Year	KG	1st	2nd	3rd	4th	5th	6th	7th	8th	9th	10th	11th	12th	Other	Total
2007-08	92	99	105	91	95	96	103	108	100	112	114	98	103	41	1,357
2008-09	100	94	99	105	92	97	99	100	112	99	110	107	96	35	1,345
2009-10	97	99	88	106	103	103	96	96	106	128	91	104	110	46	1,373
2010-11	117	97	108	95	115	98	104	100	100	112	131	86	106	74	1,443
2011-12	119	119	88	109	87	109	106	109	97	104	118	127	90	74	1,456
2012-13	131	127	129	99	118	96	103	109	107	108	104	116	127	72	1,546
2013-14	130	125	126	137	104	120	100	107	113	116	100	104	118	48	1,548
2014-15	115	129	136	123	138	104	100	107	123	114	112	104	114	84	1,603
2015-16	132	133	138	149	131	144	102	109	115	136	118	115	112	98	1,732
2016-17	144	145	141	150	157	138	104	111	117	127	139	122	124	91	1,809
2017-18	147	148	154	151	158	164	101	110	118	126	126	142	128	92	1,865
2018-19	147	148	153	160	155	160	96	106	117	125	123	126	148	90	1,855
2019-20	144	144	155	159	164	157	91	102	113	123	122	124	133	87	1,817

Tables 5.1 through 5.4 show the projected impact on enrollment numbers at the school level.



**Table 5.1: Central Elementary K-2**

Year	KG	1st	2nd	Other	Total
2007-08	92	99	105	25	321
2008-09	100	94	99	21	314
2009-10	97	99	88	46	330
2010-11	117	97	108	62	384
2011-12	119	119	88	64	390
2012-13	131	127	129	58	445
2013-14	130	125	126	45	426
2014-15	115	129	136	61	441
2015-16	132	133	138	71	475
2016-17	144	145	141	75	505
2017-18	147	148	154	76	525
2018-19	147	148	153	73	522
2019-20	144	144	155	71	514

**Table 5.2: West Elementary 3-5**

Year	3rd	4th	5th	Other	Total
2007-08	91	95	96	-	282
2008-09	105	92	97	-	294
2009-10	106	103	103	-	312
2010-11	95	115	98	-	308
2011-12	109	87	109	-	305
2012-13	99	118	96	-	313
2013-14	137	104	120	-	361
2014-15	123	138	104	-	365
2015-16	149	131	144	-	424
2016-17	150	157	138	-	445
2017-18	151	158	164	-	473
2018-19	160	155	160	-	475
2019-20	159	164	157	-	480

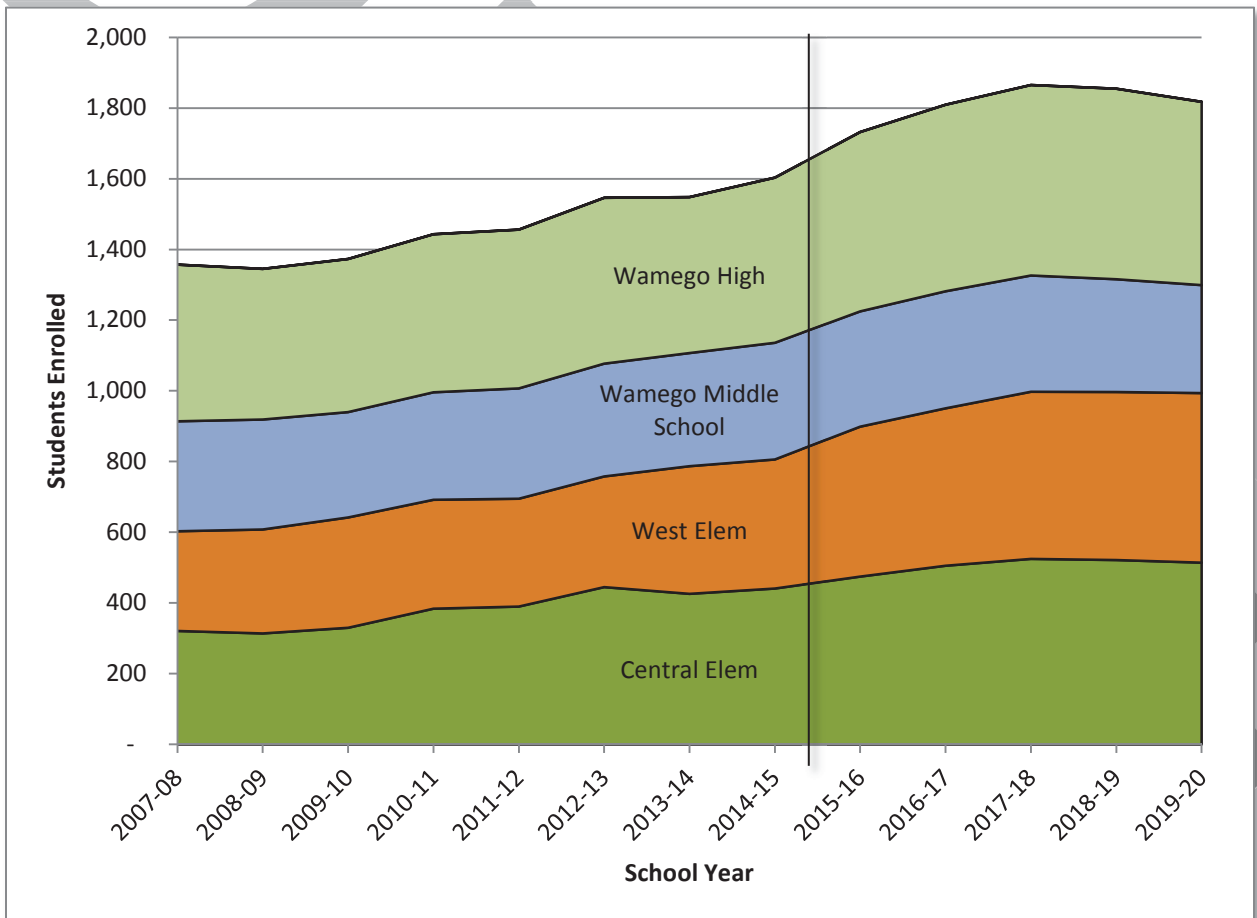
**Table 5.3: Wamego Middle 6-8**

Year	6th	7th	8th	Other	Total
2007-08	103	108	100	-	311
2008-09	99	100	112	-	311
2009-10	96	96	106	-	298
2010-11	104	100	100	-	304
2011-12	106	109	97	-	312
2012-13	103	109	107	-	319
2013-14	100	107	113	-	320
2014-15	100	107	123	-	330
2015-16	102	109	115	-	326
2016-17	104	111	117	-	331
2017-18	101	110	118	-	329
2018-19	96	106	117	-	319
2019-20	91	102	113	-	305

**Table 5.4: Wamego High 9-12**

Year	9th	10th	11th	12th	Other	Total
2007-08	112	114	98	103	16	443
2008-09	99	110	107	96	14	426
2009-10	128	91	104	110	-	433
2010-11	112	131	86	106	12	447
2011-12	104	118	127	90	10	449
2012-13	108	104	116	127	14	469
2013-14	116	100	104	118	3	441
2014-15	114	112	104	114	23	467
2015-16	136	118	115	112	27	507
2016-17	127	139	122	124	16	528
2017-18	126	126	142	128	16	539
2018-19	125	123	126	148	17	539
2019-20	123	122	124	133	16	518

**Chart 6: Actual and Projected Enrollments by School with New Housing**



**Table 6: Actual and Projected Enrollments by Other Student Groups with New Housing**

Year	SE34	PK	NG	Total K-12	Other	Total
2007-08	25	-	16	1,316	41	1,357
2008-09	21	-	14	1,310	35	1,345
2009-10	24	22	-	1,327	46	1,373
2010-11	42	20	12	1,369	74	1,443
2011-12	36	28	10	1,382	74	1,456
2012-13	29	29	14	1,474	72	1,546
2013-14	29	16	3	1,500	48	1,548
2014-15	23	38	23	1,519	84	1,603
2015-16	27	44	27	1,634	98	1,732
2016-17	41	34	16	1,718	91	1,809
2017-18	40	36	16	1,773	92	1,865
2018-19	37	35	17	1,765	90	1,855
2019-20	37	34	16	1,730	87	1,817

**Table 6.1: Central Elementary K-2**

Year	SE34	PK	Total K-12	Other	Total
2007-08	25	-	296	25	321
2008-09	21	-	293	21	314
2009-10	24	22	284	46	330
2010-11	42	20	322	62	384
2011-12	36	28	326	64	390
2012-13	29	29	387	58	445
2013-14	29	16	381	45	426
2014-15	23	38	380	61	441
2015-16	27	44	404	71	475
2016-17	41	34	430	75	505
2017-18	40	36	449	76	525
2018-19	37	35	449	73	522
2019-20	37	34	443	71	514

**Table 6.2: West Elementary 3-5**

Year	Total K-12	Other	Total
2007-08	282	-	282
2008-09	294	-	294
2009-10	312	-	312
2010-11	308	-	308
2011-12	305	-	305
2012-13	313	-	313
2013-14	361	-	361
2014-15	365	-	365
2015-16	424	-	424
2016-17	445	-	445
2017-18	473	-	473
2018-19	475	-	475
2019-20	480	-	480

**Table 6.3: Wamego Middle 6-8**

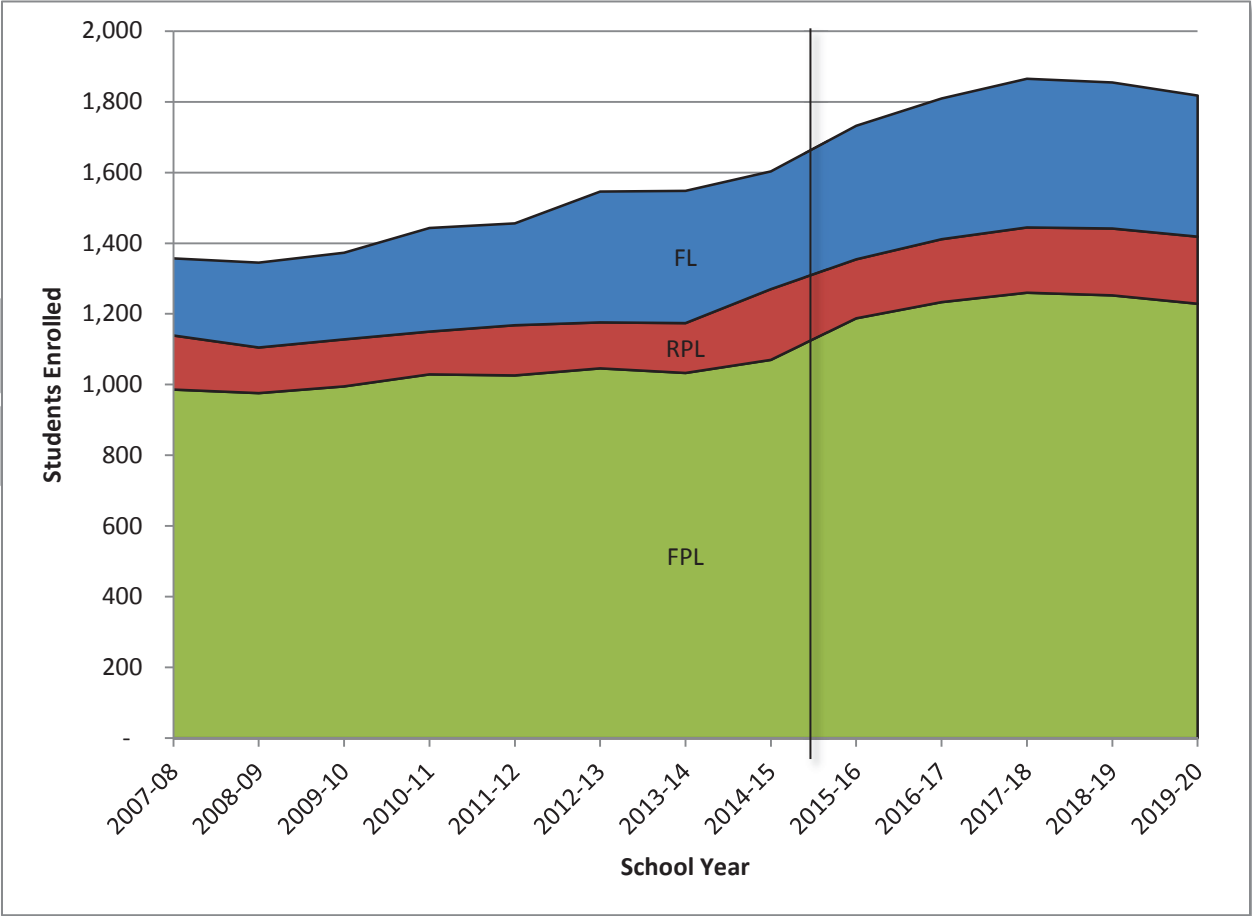
Year	Total K-12	Other	Total
2007-08	311	-	311
2008-09	311	-	311
2009-10	298	-	298
2010-11	304	-	304
2011-12	312	-	312
2012-13	319	-	319
2013-14	320	-	320
2014-15	330	-	330
2015-16	326	-	326
2016-17	331	-	331
2017-18	329	-	329
2018-19	319	-	319
2019-20	305	-	305

**Table 6.4: Wamego High 9-12**

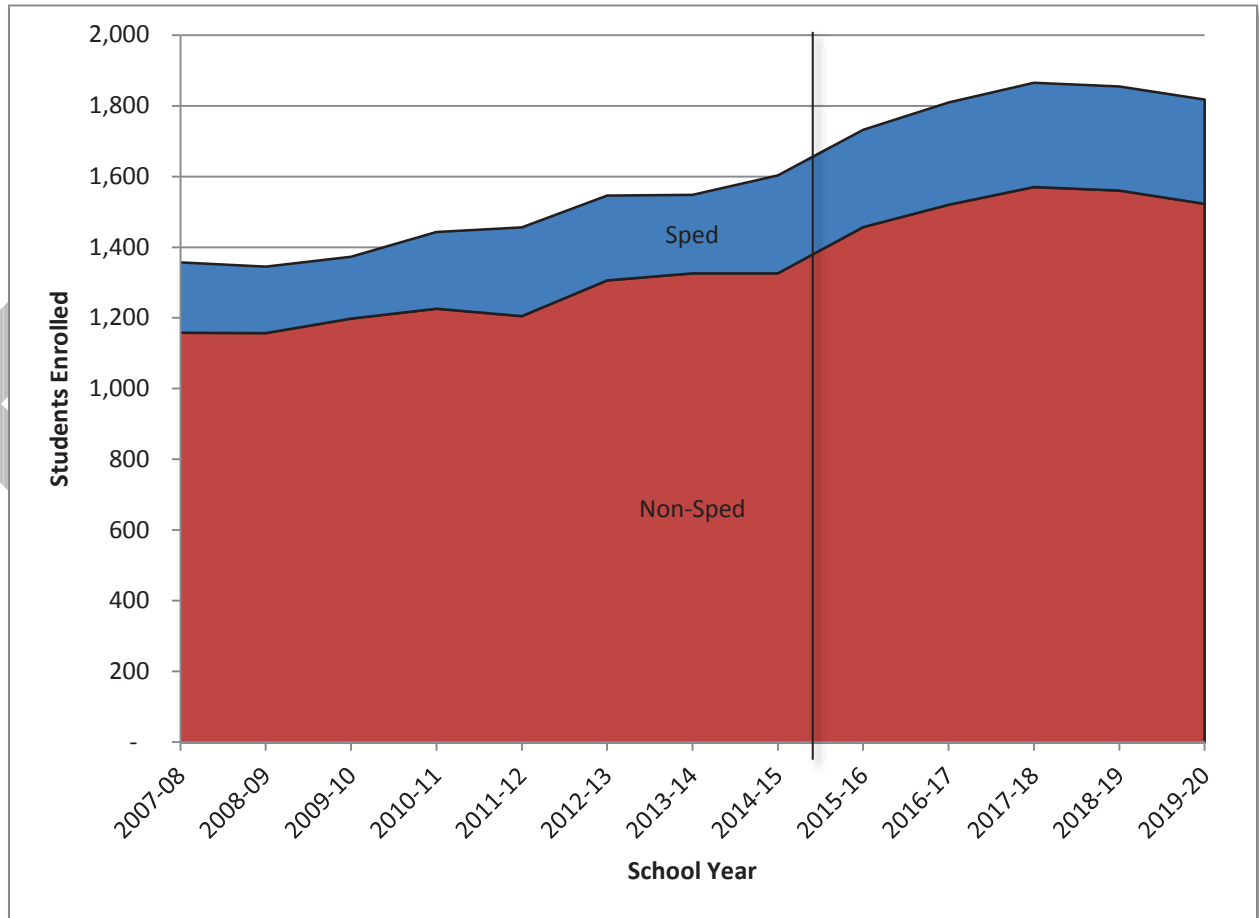
Year	NG	Total K-12	Other	Total
2007-08	16	427	16	443
2008-09	14	412	14	426
2009-10	-	433	-	433
2010-11	12	435	12	447
2011-12	10	439	10	449
2012-13	14	455	14	469
2013-14	3	438	3	441
2014-15	23	444	23	467
2015-16	27	480	27	507
2016-17	16	512	16	528
2017-18	16	522	16	539
2018-19	17	522	17	539
2019-20	16	502	16	518

Charts 7 and 8 and Tables 7 through 7.4 show the trends for students eligible for free lunch (FL), students eligible for reduced-price lunch (RPL), students not eligible for services under the National School Lunch Program (FPL), special education students (Sped), non-special education students (Non-Sped), students receiving services for English Language Services (ELL), and students not receiving services for English Language Learners (Non-ELL) in light of the additional students based on new housing.

**Chart 7: Actual and Projected Enrollments by National School Lunch Program Eligibility with New Housing**



**Chart 8: Actual and Projected Enrollments by Special Education Status with New Housing**



**Table 7: Actual and Projected Enrollments by Program with New Housing - District**

Year	Total	FL	RPL	FPL	Sped	Non-Sped	ELL	Non-ELL
2007-08	1,357	218	153	986	199	1,158	-	1,357
2008-09	1,345	240	129	976	188	1,157	-	1,345
2009-10	1,373	245	133	995	175	1,198	-	1,373
2010-11	1,443	293	121	1,029	217	1,226	19	1,424
2011-12	1,456	288	142	1,026	251	1,205	22	1,434
2012-13	1,546	370	130	1,046	240	1,306	18	1,528
2013-14	1,548	374	141	1,033	222	1,326	19	1,529
2014-15	1,603	333	200	1,070	277	1,326	15	1,588
2015-16	1,732	378	167	1,188	275	1,457	22	1,710
2016-17	1,809	398	178	1,233	289	1,520	22	1,788
2017-18	1,865	420	185	1,260	295	1,570	22	1,843
2018-19	1,855	413	189	1,252	294	1,560	21	1,834
2019-20	1,817	399	190	1,229	295	1,523	21	1,797

**Table 7.1: Central Elementary K-2**

Year	Total	FL	RPL	FPL	Sped	Non-Sped	ELL	Non-ELL
2007-08	321	56	37	228	69	252	0	321
2008-09	314	58	31	225	60	254	0	314
2009-10	330	56	46	228	61	269	0	330
2010-11	384	79	29	276	82	302	5	379
2011-12	390	70	36	284	110	280	6	384
2012-13	445	106	27	312	87	358	3	442
2013-14	426	95	36	295	69	357	7	419
2014-15	441	103	79	259	93	348	4	437
2015-16	475	103	47	325	101	374	6	469
2016-17	505	110	52	343	107	398	7	499
2017-18	525	118	55	351	104	420	6	519
2018-19	522	116	59	346	104	418	7	515
2019-20	514	115	62	338	106	408	6	509

**Table 7.2: West Elementary 3-5**

Year	Total	FL	RPL	FPL	Sped	Non-Sped	ELL	Non-ELL
2007-08	282	48	32	202	40	242	0	282
2008-09	294	61	26	207	40	254	0	294
2009-10	312	69	25	218	44	268	0	312
2010-11	308	76	35	197	46	262	8	300
2011-12	305	65	35	205	41	264	7	298
2012-13	313	89	34	190	44	269	8	305
2013-14	361	98	34	229	39	322	5	356
2014-15	365	75	39	251	53	312	6	359
2015-16	424	104	46	275	57	367	9	415
2016-17	445	109	47	289	59	386	9	437
2017-18	473	118	50	305	63	410	9	464
2018-19	475	115	49	310	62	413	9	467
2019-20	480	114	51	315	65	415	9	471

**Table 7.3: Wamego Middle 6-8**

Year	Total	FL	RPL	FPL	Sped	Non-Sped	ELL	Non-ELL
2007-08	311	55	39	217	45	266	0	311
2008-09	311	52	32	227	43	268	0	311
2009-10	298	57	29	212	29	269	0	298
2010-11	304	64	22	218	43	261	2	302
2011-12	312	74	31	207	42	270	7	305
2012-13	319	77	33	209	39	280	6	313
2013-14	320	78	34	208	43	277	4	316
2014-15	330	65	38	227	61	269	3	327
2015-16	326	74	32	220	47	279	5	321
2016-17	331	76	35	221	48	283	5	326
2017-18	329	75	35	219	48	281	5	324
2018-19	319	72	34	213	48	271	5	314
2019-20	305	67	32	205	47	258	4	302

**Table 7.4: Wamego High 9-12**

Year	Total	FL	RPL	FPL	Sped	Non-Sped	ELL	Non-ELL
2007-08	443	59	45	339	45	398	0	443
2008-09	426	69	40	317	45	381	0	426
2009-10	433	63	33	337	41	392	0	433
2010-11	447	74	35	338	46	401	4	443
2011-12	449	79	40	330	58	391	2	447
2012-13	469	98	36	335	70	399	1	468
2013-14	441	103	37	301	71	370	3	438
2014-15	467	90	44	333	70	397	2	465
2015-16	507	99	43	365	70	437	3	504
2016-17	528	106	45	376	77	451	2	525
2017-18	539	111	46	382	80	459	2	537
2018-19	539	111	47	381	80	459	2	537
2019-20	518	104	45	369	76	443	2	516

### **Conclusion**

Based on the available data related to resident live births by county and previous school year enrollments, student enrollment in Wamego is expected to increase from 1,600 students in 2014-15 to approximately 1,700 students in 2017-18, then decrease to 1,650 students in 2019-20. Numbers suggest that all schools will follow this trend except for West Elementary, which is expected to see continued growth throughout the period. Trends by grade level and program participation are expected to be consistent with previous years. However, with the anticipated addition of a total of 300 new housing units within the district, the enrollment can be expected to increase to approximately 1,850 students in 2017-18, then decrease to approximately 1,825 students by the 2019-20 school year.



## Appendix A: Methodology

The following describes the methods used for developing the Enrollment Projections contained in this report. This method is based on the one used by KASB for many years, but has been enhanced and expanded as of the 2014-15 school year.

### Initial Data

KASB acquires enrollment counts from the Kansas State Department of Education (KSDE) via their K-12 School Reports page (<http://svapp15586.ksde.org/k12/k12.aspx>).

For projections created at the request of individual districts, KASB submits the district and school level data to the district Superintendent asking for five things:

1. Verification of the existing district-level data for the past several years.
2. Indication of the district-level data for the current year based on the preliminary September 20<sup>th</sup> enrollment headcount.
3. Verification of the existing school-level data for the past several years.
4. Indication of the school-level data masked by KSDE. Because KSDE suppresses data at the school level for values between 1 and 9 by reporting it as "<10" and further masks totals calculated including any such value, districts must give the actual values for any data that has been suppressed in this fashion. Note that some tables show data for years not used in calculating the projections. For these years, any suppressed data is treated as "0."
5. Indication of the school-level data for the current year based on the preliminary September 20<sup>th</sup> enrollment headcount.

KASB acquires county-level birth data by month from the Kansas Department of Health and Environment via their Annual Summary of Vital Statistics (<http://www.kdheks.gov/hci/annsumm.html>).

### Ratio of Birth to First Grade Enrollment

Total resident live births by county and school year are calculated using monthly births from September of one year through August of the following year; consistent with the birth dates used to determine age of eligibility for attending first grade. The birth data by county is then tied to the district-level enrollment data based on all counties that the district boundaries cross.

Because of some of the challenges with kindergarten data, KASB utilizes a ratio of births by school year to first grade enrollments seven years later; when the children would be turning six years old and therefore be eligible for first-grade enrollment.

This ratio, which serves as a comparison between children born in the district to the number of students enrolling in first grade within the district seven years later, serves as the basis for the enrollment estimates for the district. Limitations of this ratio include the fact that it does not take into account children moving into or out of the district's boundaries, and also that the county to school district relationship is not a perfect one; as other school district boundaries also cross the counties used for many districts' calculations.

In order to estimate the first grade enrollment numbers for future years, a five-year rolling average is utilized. Such an average is calculated by determining the average ratio for the past five years in order to create the ratio for the first year of the projection, then taking the ratio for the past four years plus the ratio calculated for the first year of the projection and averaging them in order to create the ratio for the second year of the projection, and so forth. Rolling averages are commonly utilized in order to minimize the impact of short-term fluctuations or deviations on the overall projections.

The calculated ratios for five years' worth of school years are then applied to the actual resident live births in order to determine estimated first grade enrollment numbers at the state and district levels.

Table B1 shows the actual and projected birth to first grade ratios and numbers at the district level. Chart B1 shows, at the district level, the actual and projected first grade enrollment numbers.

### **Cohort Survival Ratios**

For all other grade levels 2 through 12 at the state and district level, a cohort survival ratio is calculated and utilized. The cohort survival ratio determines the relationship between the number of students at a particular grade level one year and the number of students at the next grade level the following year. For kindergarten, the ratio is calculated backwards; determining the ratio of the number of students in first grade one year and the number of students in kindergarten the year prior. Again for these calculations a five-year rolling average is utilized.

Table B2 shows the actual and projected cohort survival ratios at the district level. Table 1 shows the actual and projected enrollment numbers by grade at the district level, as well as the total K12 numbers.

### **Other Student Groups**

Beyond the traditional grades K through 12, KSDE also reports on students in the following groups:

- Daycare
- Special Education 3 & 4 Year Olds
- 4 Year Olds At-Risk
- Pre-Kindergarten
- Nongraded

In order to estimate the enrollment numbers for these students at the state and district level, a ratio of each group to the total number of students in K-12 for the same year is calculated, and again a five year rolling average is utilized to project numbers for the next five years.

Table 2 shows the actual and projected numbers for these groups at the district level, as well as the overall total numbers. Chart 1 shows the actual and projected enrollment numbers for the K-12 and the all students groups at the district level.

## **Demographics**

KSDE also provides student counts by students eligible for free lunch, students eligible for reduced-price lunch, and students receiving special education services. For the district and school level, KASB requests that districts also provide information on the number of students receiving ELL services.

Like the other student groups described above, in order to estimate the enrollment numbers for these students at the state and district level, a ratio of each group to the total number of students in K-12 for the same year is calculated, and again a five year rolling average is utilized to project numbers for the next five years.

Table 3 shows the actual and projected numbers for these groups at the district level. Charts 3 through 6 show district-level data. Chart 3 shows the actual and projected numbers by free and reduced-price lunch eligibility. Chart 4 shows the actual and projected numbers by Special Ed status.

## **School-Level Projections**

Along with state and district level projections, KASB also provides school level projections upon request of individual districts. In order to estimate the numbers by grade level, a ratio of district enrollment by grade to school enrollment by grade is calculated for existing years, and a five-year rolling average is used to predict school numbers.

Chart 2 shows the actual and projected enrollments by School. Tables B1.1 through B1.3 show the actual and projected birth to first grade ratios at the school level. Tables 1.1 through 1.10 show the actual and projected enrollment numbers by grade at the school level.

Once grade-level projections are complete, the same process described above for determining demographics at the district level is used to project school-level demographic numbers.

Tables 2.1 through 2.x show the actual and projected enrollment numbers by other student groups at the school level. Tables 3.1 through 3.x show the actual and projected enrollment numbers by demographics at the school level.

## **Accuracy of Projections**

It is important to note that the projections in this report are “best guesses” for what future enrollments in Kansas at the state, district, and/or school level may look like based on the existing data. Changes in policies, large employers entering or exiting the state, and other factors can have a significant impact on the actual enrollment figures that would not be reflected in these projections.

## Appendix B: Additional Charts and Tables

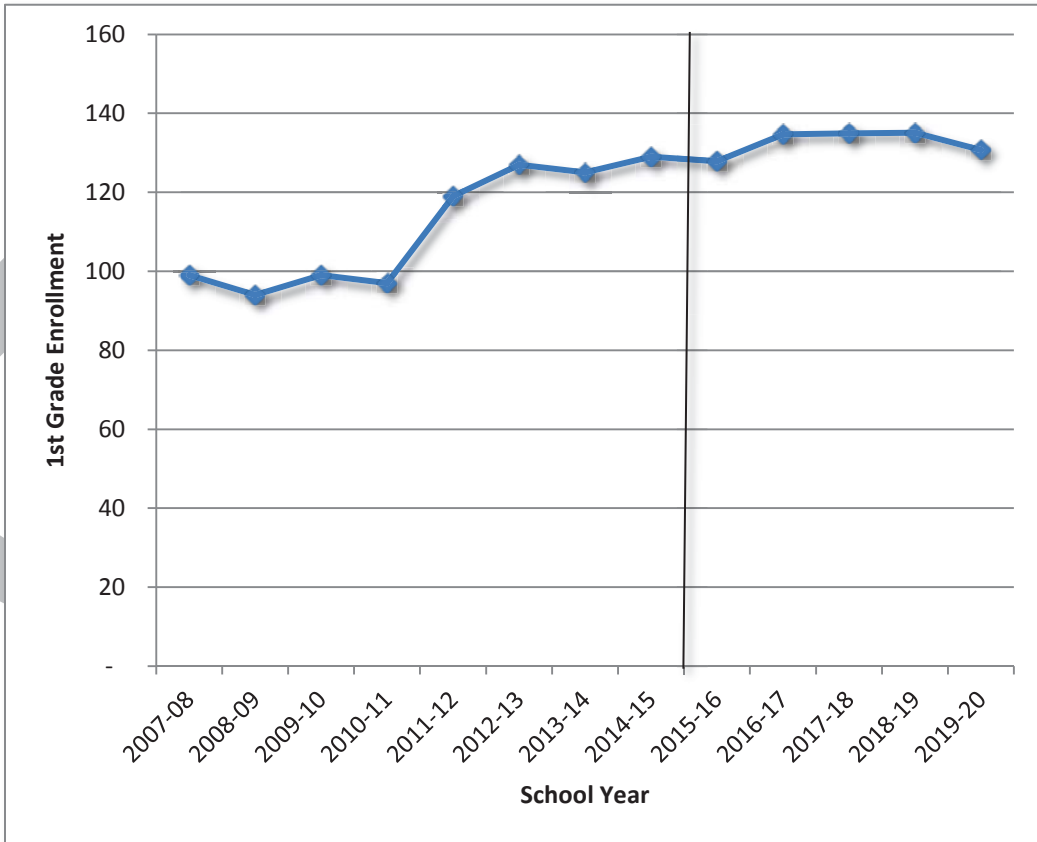
**Table B1: Actual and Projected Birth to First Grade Ratios and Enrollments – District**

Birth Year	Births	School Year	1st Grade	Ratio
2000-01	1287	2007-08	99	0.08
2001-02	1221	2008-09	94	0.08
2002-03	1281	2009-10	99	0.08
2003-04	1228	2010-11	97	0.08
2004-05	1278	2011-12	119	0.09
2005-06	1383	2012-13	127	0.09
2006-07	1589	2013-14	125	0.08
2007-08	1473	2014-15	129	0.09
2008-09	1486	2015-16	128	0.09
2009-10	1540	2016-17	135	0.09
2010-11	1563	2017-18	135	0.09
2011-12	1585	2018-19	135	0.09
2012-13	1511	2019-20	131	0.09

**Table B1.1: Central Elementary K-2**

Birth Year	Births	School Year	1st Grade	Ratio
2000-01	1,287	2007-08	99	0.08
2001-02	1,221	2008-09	94	0.08
2002-03	1,281	2009-10	99	0.08
2003-04	1,228	2010-11	97	0.08
2004-05	1,278	2011-12	119	0.09
2005-06	1,383	2012-13	127	0.09
2006-07	1,589	2013-14	125	0.08
2007-08	1,473	2014-15	129	0.09
2008-09	1,486	2015-16	128	0.09
2009-10	1,540	2016-17	135	0.09
2010-11	1,563	2017-18	135	0.09
2011-12	1,585	2018-19	135	0.09
2012-13	1,511	2019-20	131	0.09

**Chart B1: Actual and Projected 1<sup>st</sup> Grade Enrollments – District**



**Table B2: Actual and Projected Cohort Survival Ratios – District**

School Year	1-K	1-2	2-3	3-4	4-5	5-6	6-7	7-8	8-9	9-10	10-11	11-12
2008-09		1.00	1.00	1.01	1.02	1.03	0.97	1.04	0.99	0.98	0.94	0.98
2009-10	0.98	0.94	1.07	0.98	1.12	0.99	0.97	1.06	1.14	0.92	0.95	1.03
2010-11	1.01	1.09	1.08	1.08	0.95	1.01	1.04	1.04	1.06	1.02	0.95	1.02
2011-12	1.00	0.91	1.01	0.92	0.95	1.08	1.05	0.97	1.04	1.05	0.97	1.05
2012-13	0.98	1.08	1.13	1.08	1.10	0.94	1.03	0.98	1.11	1.00	0.98	1.00
2013-14	0.94	0.99	1.06	1.05	1.02	1.04	1.04	1.04	1.08	0.93	1.00	1.02
2014-15	1.05	1.09	0.98	1.01	1.00	0.83	1.07	1.15	1.01	0.97	1.04	1.10
2015-16	1.00	1.03	1.05	1.03	1.00	0.98	1.05	1.04	1.06	0.99	0.99	1.04
2016-17	0.99	1.02	1.04	1.02	1.01	0.98	1.05	1.03	1.06	0.99	1.00	1.04
2017-18	0.99	1.04	1.05	1.04	1.03	0.96	1.05	1.05	1.07	0.97	1.00	1.04
2018-19	0.99	1.04	1.04	1.03	1.01	0.96	1.05	1.06	1.06	0.97	1.00	1.05
2019-20	1.00	1.04	1.03	1.02	1.01	0.94	1.05	1.07	1.05	0.98	1.01	1.05

**Table B3: All Grade Data by School and District**

Year	#	Building	KG	1st	2nd	3rd	4th	5th	6th	7th	8th	9th	10th	11th	12th	SE34	PK	NG	Total K-12	Other	Total
2007-08	-	All	92	99	105	91	95	96	103	108	100	112	114	98	103	25	-	16	1,316	41	1,357
2008-09	-	All	100	94	99	105	92	97	99	100	112	99	110	107	96	21	-	14	1,310	35	1,345
2009-10	-	All	97	99	88	106	103	103	96	96	106	128	91	104	110	24	22	-	1,327	46	1,373
2010-11	-	All	117	97	108	95	115	98	104	100	100	112	131	86	106	42	20	12	1,369	74	1,443
2011-12	-	All	119	119	88	109	87	109	106	109	97	104	118	127	90	36	28	10	1,382	74	1,456
2012-13	-	All	131	127	129	99	118	96	103	109	107	108	104	116	127	29	29	14	1,474	72	1,546
2013-14	-	All	130	125	126	137	104	120	100	107	113	116	100	104	118	29	16	3	1,500	48	1,548
2014-15	-	All	115	129	136	123	138	104	100	107	123	114	112	104	114	23	38	23	1,519	84	1,603
2015-16	-	All	127	128	133	143	126	139	98	105	111	130	113	111	108	26	43	26	1,572	94	1,666
2016-17	-	All	134	135	131	139	145	128	96	103	108	118	129	113	115	38	31	15	1,593	84	1,677
2017-18	-	All	134	135	141	137	144	149	92	100	108	115	115	129	117	36	33	15	1,616	84	1,700
2018-19	-	All	134	135	140	146	141	146	88	96	106	114	112	115	135	34	32	15	1,608	82	1,689
2019-20	-	All	131	131	141	144	149	143	83	92	103	112	111	112	121	33	31	15	1,573	79	1,652
2007-08	3,388	Wamego Middle	-	-	-	-	-	103	108	100	-	-	-	-	-	-	-	-	311	-	311
2008-09	3,388	Wamego Middle	-	-	-	-	-	99	100	112	-	-	-	-	-	-	-	-	311	-	311
2009-10	3,388	Wamego Middle	-	-	-	-	-	96	96	106	-	-	-	-	-	-	-	-	298	-	298
2010-11	3,388	Wamego Middle	-	-	-	-	-	104	100	100	-	-	-	-	-	-	-	-	304	-	304
2011-12	3,388	Wamego Middle	-	-	-	-	-	106	109	97	-	-	-	-	-	-	-	-	312	-	312
2012-13	3,388	Wamego Middle	-	-	-	-	-	103	109	107	-	-	-	-	-	-	-	-	319	-	319
2013-14	3,388	Wamego Middle	-	-	-	-	-	100	107	113	-	-	-	-	-	-	-	-	320	-	320
2014-15	3,388	Wamego Middle	-	-	-	-	-	100	107	123	-	-	-	-	-	-	-	-	330	-	330
2015-16	3,388	Wamego Middle	-	-	-	-	-	98	105	111	-	-	-	-	-	-	-	-	314	-	314
2016-17	3,388	Wamego Middle	-	-	-	-	-	96	103	108	-	-	-	-	-	-	-	-	307	-	307
2017-18	3,388	Wamego Middle	-	-	-	-	-	92	100	108	-	-	-	-	-	-	-	-	300	-	300
2018-19	3,388	Wamego Middle	-	-	-	-	-	88	96	106	-	-	-	-	-	-	-	-	291	-	291
2019-20	3,388	Wamego Middle	-	-	-	-	-	83	92	103	-	-	-	-	-	-	-	-	278	-	278
2007-08	3,396	Central Elem	92	99	105	-	-	-	-	-	-	-	-	-	-	25	-	-	296	25	321
2008-09	3,396	Central Elem	100	94	99	-	-	-	-	-	-	-	-	-	-	21	-	-	293	21	314
2009-10	3,396	Central Elem	97	99	88	-	-	-	-	-	-	-	-	-	-	24	22	-	284	46	330
2010-11	3,396	Central Elem	117	97	108	-	-	-	-	-	-	-	-	-	-	42	20	-	322	62	384
2011-12	3,396	Central Elem	119	119	88	-	-	-	-	-	-	-	-	-	-	36	28	-	326	64	390
2012-13	3,396	Central Elem	131	127	129	-	-	-	-	-	-	-	-	-	-	29	29	-	387	58	445
2013-14	3,396	Central Elem	130	125	126	-	-	-	-	-	-	-	-	-	-	29	16	-	381	45	426
2014-15	3,396	Central Elem	115	129	136	-	-	-	-	-	-	-	-	-	-	23	38	-	380	61	441
2015-16	3,396	Central Elem	127	128	133	-	-	-	-	-	-	-	-	-	-	26	43	-	388	68	457
2016-17	3,396	Central Elem	134	135	131	-	-	-	-	-	-	-	-	-	-	38	31	-	399	70	469
2017-18	3,396	Central Elem	134	135	141	-	-	-	-	-	-	-	-	-	-	36	33	-	409	69	478
2018-19	3,396	Central Elem	134	135	140	-	-	-	-	-	-	-	-	-	-	34	32	-	409	66	475
2019-20	3,396	Central Elem	131	131	141	-	-	-	-	-	-	-	-	-	-	33	31	-	403	64	467
2007-08	3,398	Wamego High	-	-	-	-	-	-	-	-	-	112	114	98	103	-	-	16	427	16	443
2008-09	3,398	Wamego High	-	-	-	-	-	-	-	-	-	99	110	107	96	-	-	14	412	14	426
2009-10	3,398	Wamego High	-	-	-	-	-	-	-	-	-	128	91	104	110	-	-	-	433	-	433
2010-11	3,398	Wamego High	-	-	-	-	-	-	-	-	-	112	131	86	106	-	-	12	435	12	447

Year	#	Building	KG	1st	2nd	3rd	4th	5th	6th	7th	8th	9th	10th	11th	12th	SE34	PK	NG	Total K-12	Other	Total
2011-12	3,398	Wamego High	-	-	-	-	-	-	-	-	-	104	118	127	90	-	-	10	439	10	449
2012-13	3,398	Wamego High	-	-	-	-	-	-	-	-	-	108	104	116	127	-	-	14	455	14	469
2013-14	3,398	Wamego High	-	-	-	-	-	-	-	-	-	116	100	104	118	-	-	3	438	3	441
2014-15	3,398	Wamego High	-	-	-	-	-	-	-	-	-	114	112	104	114	-	-	23	444	23	467
2015-16	3,398	Wamego High	-	-	-	-	-	-	-	-	-	130	113	111	108	-	-	26	462	26	488
2016-17	3,398	Wamego High	-	-	-	-	-	-	-	-	-	118	129	113	115	-	-	15	474	15	489
2017-18	3,398	Wamego High	-	-	-	-	-	-	-	-	-	115	115	129	117	-	-	15	476	15	491
2018-19	3,398	Wamego High	-	-	-	-	-	-	-	-	-	114	112	115	135	-	-	15	476	15	491
2019-20	3398	Wamego High	-	-	-	-	-	-	-	-	-	112	111	112	121	-	-	15	457	15	471
2007-08	3,399	West Elem	-	-	-	91	95	96	-	-	-	-	-	-	-	-	-	-	282	-	282
2008-09	3,399	West Elem	-	-	-	105	92	97	-	-	-	-	-	-	-	-	-	-	294	-	294
2009-10	3,399	West Elem	-	-	-	106	103	103	-	-	-	-	-	-	-	-	-	-	312	-	312
2010-11	3,399	West Elem	-	-	-	95	115	98	-	-	-	-	-	-	-	-	-	-	308	-	308
2011-12	3,399	West Elem	-	-	-	109	87	109	-	-	-	-	-	-	-	-	-	-	305	-	305
2012-13	3,399	West Elem	-	-	-	99	118	96	-	-	-	-	-	-	-	-	-	-	313	-	313
2013-14	3,399	West Elem	-	-	-	137	104	120	-	-	-	-	-	-	-	-	-	-	361	-	361
2014-15	3,399	West Elem	-	-	-	123	138	104	-	-	-	-	-	-	-	-	-	-	365	-	365
2015-16	3,399	West Elem	-	-	-	143	126	139	-	-	-	-	-	-	-	-	-	-	408	-	408
2016-17	3,399	West Elem	-	-	-	139	145	128	-	-	-	-	-	-	-	-	-	-	413	-	413
2017-18	3,399	West Elem	-	-	-	137	144	149	-	-	-	-	-	-	-	-	-	-	431	-	431
2018-19	3,399	West Elem	-	-	-	146	141	146	-	-	-	-	-	-	-	-	-	-	433	-	433
2019-20	3399	West Elem	-	-	-	144	149	143	-	-	-	-	-	-	-	-	-	-	436	-	436

## Appendix C: Census Data

### QuickFacts

People QuickFacts	Wabaunsee	Riley	Pottawatomie	Kansas
Population, 2013 estimate	7,051	75,394	22,691	2,893,957
Population, 2010 (April 1) estimates base	7,053	71,115	21,604	2,853,116
Population, percent change, April 1, 2010 to July 1, 2013	Z	6.00%	5.00%	1.40%
Population, 2010	7,053	71,115	21,604	2,853,118
Persons under 5 years, percent, 2013	6.80%	6.90%	8.20%	6.90%
Persons under 18 years, percent, 2013	24.90%	17.70%	29.70%	25.00%
Persons 65 years and over, percent, 2013	16.70%	7.60%	12.90%	14.00%
Female persons, percent, 2013	49.10%	46.70%	50.00%	50.20%
White alone, percent, 2013 (a)	96.10%	84.50%	94.30%	87.10%
Black or African American alone, percent, 2013 (a)	0.80%	6.90%	1.30%	6.20%
American Indian and Alaska Native alone, percent, 2013 (a)	0.80%	0.70%	0.90%	1.20%
Asian alone, percent, 2013 (a)	0.30%	4.40%	0.90%	2.70%
Native Hawaiian and Other Pacific Islander alone, percent, 2013 (a)	0.00%	0.30%	0.10%	0.10%
Two or More Races, percent, 2013	1.90%	3.20%	2.50%	2.70%
Hispanic or Latino, percent, 2013 (b)	3.40%	7.90%	5.20%	11.20%
White alone, not Hispanic or Latino, percent, 2013	93.30%	77.80%	89.90%	77.10%
Living in same house 1 year & over, percent, 2008-2012	93.80%	73.60%	91.50%	83.00%
Foreign born persons, percent, 2008-2012	0.80%	6.70%	2.80%	6.50%
Language other than English spoken at home, pct age 5+, 2008-2012	1.80%	8.40%	4.30%	10.90%
High school graduate or higher, percent of persons age 25+, 2008-2012	95.60%	95.40%	93.90%	89.70%
Bachelor's degree or higher, percent of persons age 25+, 2008-2012	19.50%	45.40%	28.50%	30.00%
Veterans, 2008-2012	614	4,862	1,566	218,511
Mean travel time to work (minutes), workers age 16+, 2008-2012	26.1	16.3	22.1	18.9
Housing units, 2013	3,233	29,438	8,860	1,239,706
Homeownership rate, 2008-2012	86.70%	42.80%	77.90%	68.20%
Housing units in multi-unit structures, percent, 2008-2012	2.10%	39.40%	6.20%	17.60%
Median value of owner-occupied housing units, 2008-2012	\$109,000	\$166,900	\$152,000	\$127,400
Households, 2008-2012	2,642	25,711	7,908	1,109,391
Persons per household, 2008-2012	2.63	2.43	2.69	2.5
Per capita money income in past 12 months (2012 dollars), 2008-2012	\$23,532	\$22,230	\$24,988	\$26,845
Median household income, 2008-2012	\$55,817	\$43,364	\$56,775	\$51,273
Persons below poverty level, percent, 2008-2012	6.80%	22.70%	8.20%	13.20%



<b>Business QuickFacts</b>	<b>Wabaunsee</b>	<b>Riley</b>	<b>Pottawatomie</b>	<b>Kansas</b>
Private nonfarm establishments, 2012	136	1,527	569	73,944
Private nonfarm employment, 2012	876	20,249	8,088	1,134,216
Private nonfarm employment, percent change, 2011-2012	-0.70%	-0.50%	5.00%	1.90%
Nonemployer establishments, 2012	529	3,045	1,628	188,168
Total number of firms, 2007	645	3,595	2,463	237,040
Black-owned firms, percent, 2007	F	0.80%	F	2.40%
American Indian- and Alaska Native-owned firms, percent, 2007	F	1.10%	F	0.90%
Asian-owned firms, percent, 2007	F	1.90%	F	2.00%
Native Hawaiian and Other Pacific Islander-owned firms, percent, 2007	F	F	F	S
Hispanic-owned firms, percent, 2007	F	S	F	2.40%
Women-owned firms, percent, 2007	21.70%	28.70%	S	27.50%
Manufacturers shipments, 2007 (\$1000)	0	D	329,645	76,751,828
Merchant wholesaler sales, 2007 (\$1000)	13,434	93,235	160,957	45,863,865
Retail sales, 2007 (\$1000)	26,718	728,603	283,927	34,538,332
Retail sales per capita, 2007	\$3,920	\$10,498	\$14,582	\$12,444
Accommodation and food services sales, 2007 (\$1000)	D	125,435	11,780	4,192,347
Building permits, 2012	13	407	143	6,252

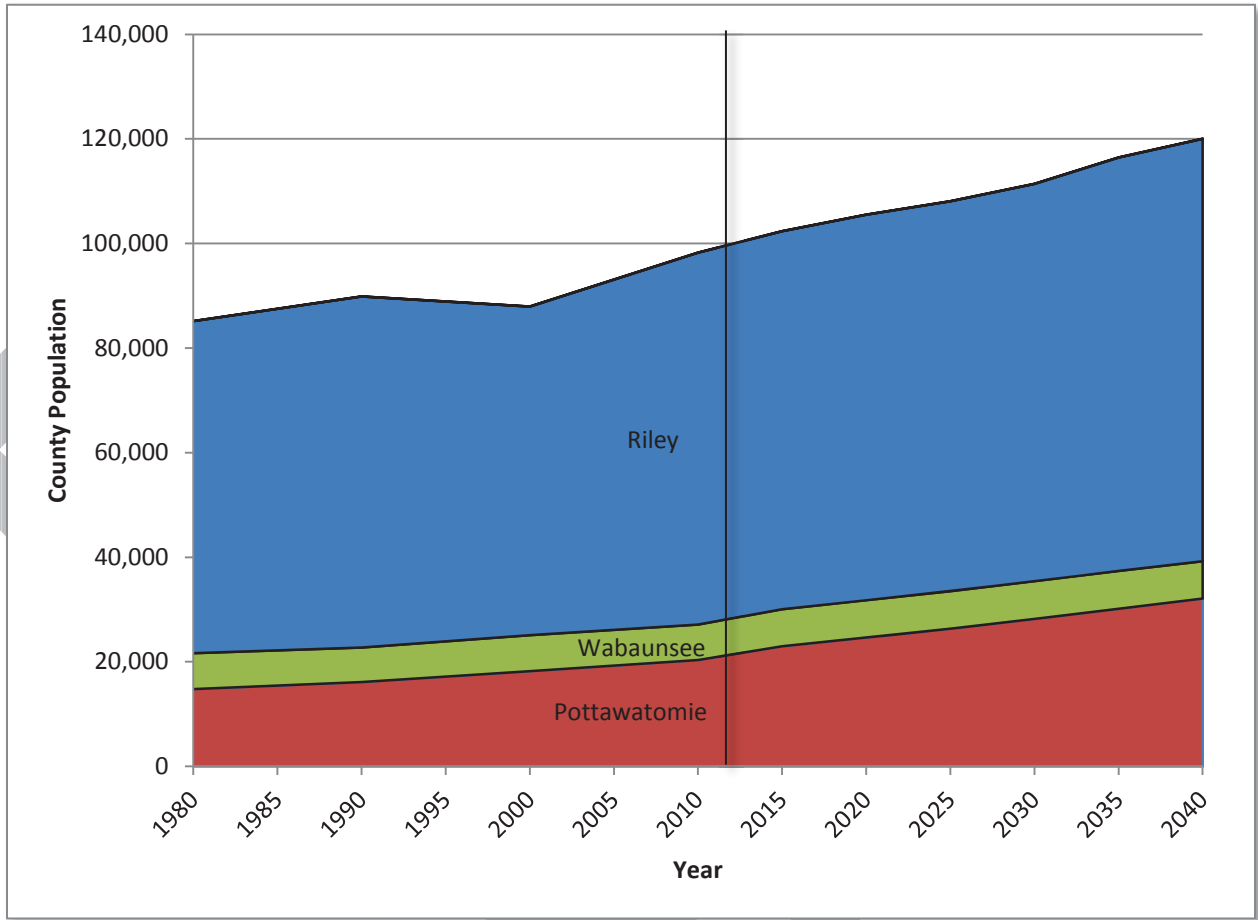
<b>Geography QuickFacts</b>	<b>Wabaunsee</b>	<b>Riley</b>	<b>Pottawatomie</b>	<b>Kansas</b>
Land area in square miles, 2010	794.3	609.77	841.02	81,758.72
Persons per square mile, 2010	8.9	116.6	25.7	34.9
FIPS Code	197	161	149	20
Metropolitan or Micropolitan Statistical Area	Topeka, KS Metro Area	Manhattan, KS Metro Area	Manhattan, KS Metro Area	

Includes persons reporting only one race.  
Hispanics may be of any race, so also are included in applicable race categories.  
FN: Footnote on this item for this area in place of data  
NA: Not available  
D: Suppressed to avoid disclosure of confidential information  
X: Not applicable  
S: Suppressed; does not meet publication standards  
Z: Value greater than zero but less than half unit of measure shown  
F: Fewer than 100 firms  
Source: US Census Bureau State & County QuickFacts

**Table C1: Actual and Projected Population by County**

Year	Wabaunsee	Riley	Pottawatomie	Total
1860	1,023	1,224	1,529	3,776
1870	3,362	5,105	7,848	16,315
1880	8,756	10,430	16,350	35,536
1890	11,720	13,183	17,722	42,625
1900	12,813	13,828	18,470	45,111
1910	12,721	15,783	17,522	46,026
1920	11,424	20,650	16,154	48,228
1930	10,830	19,882	15,862	46,574
1940	9,219	20,617	14,015	43,851
1950	7,212	33,405	12,344	52,961
1960	6,648	41,914	11,957	60,519
1970	6,397	56,788	11,755	74,940
1980	6,867	63,505	14,782	85,154
1990	6,603	67,139	16,128	89,870
2000	6,885	62,843	18,209	87,937
2010	6,785	71,123	20,339	98,247
2015	7,081	72,296	22,973	102,350
2020	7,139	73,717	24,651	105,507
2025	7,170	74,574	26,332	108,076
2030	7,230	75,970	28,199	111,399
2035	7,239	79,063	30,141	116,443
2040	7,136	80,789	32,097	120,022

**Chart C1: Actual and Projected Population by County**



**FCCLA offers members the opportunity to expand their leadership potential and develop skills for life -- planning, goal setting, problem solving, decision making, and interpersonal communication -- necessary in the home and workplace.**



**FCCLA's central focus is on the family. The family is where students are supported in their individual growth and development.**





FCCLA provides students with exploration of careers, service to the community, gain skills in money management, spend time with family and knowledge to eat right.





# FCCLA and Kansas Ag in the Classroom

Bring back vegetables to the center of the plate with General Mills



## G-Prize



# FCCLA Food Innovations

Bringing ideas to life through creativity, innovation and marketing.





Kansas FCCLA Students and General Mills will benefit in partnership through the G-prize contest.



# USD 320 School Bus Maintenance Facility Bids

Riley Construction

\$119,500

Construction, Inc.

\$99,567

# Riley Construction



# Construction, Inc.

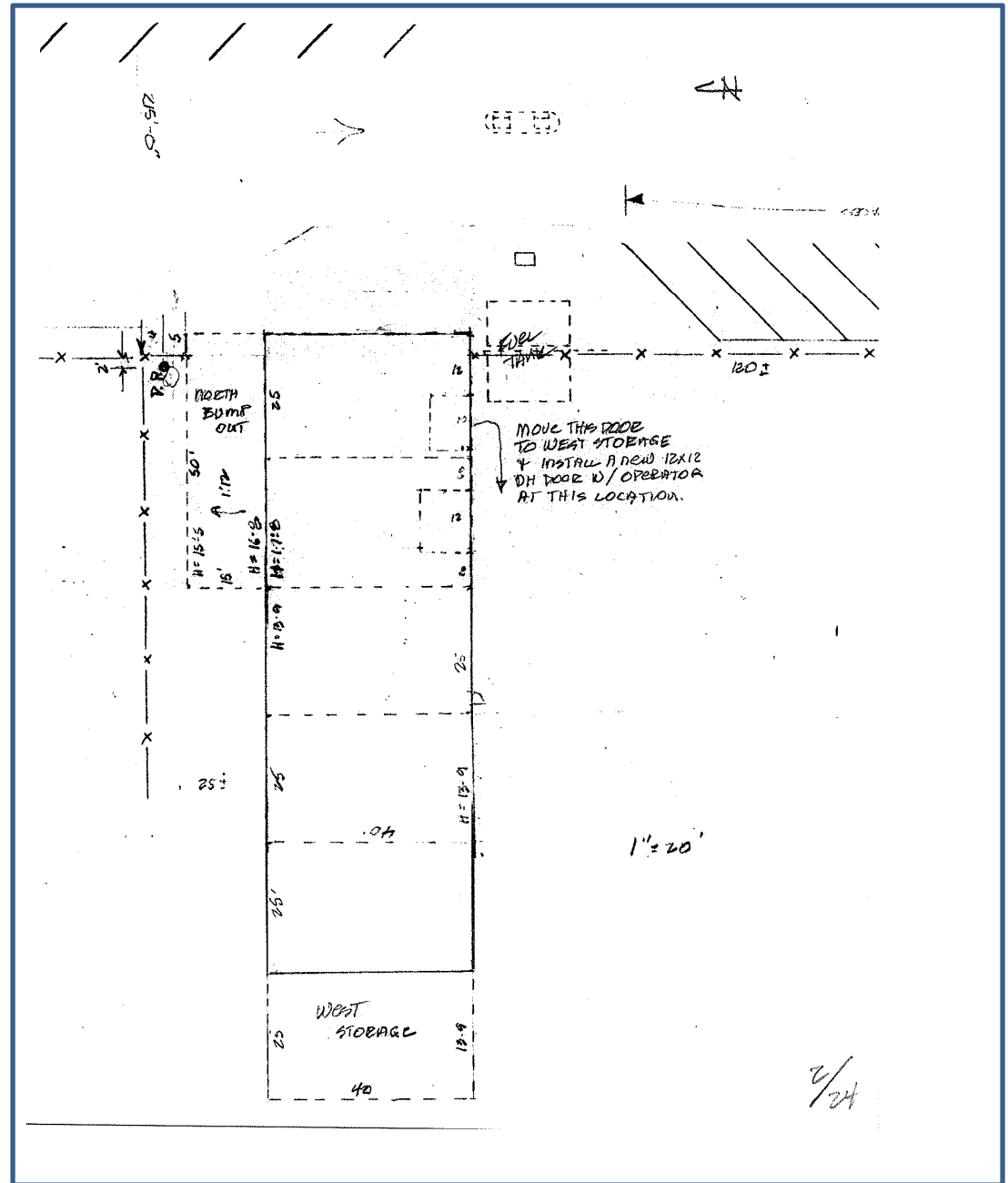


# Construction, Inc.

Sketch included  
in proposal:

## Options:

- 6" pipe bollards @ \$400 ea.
- Concrete aprons @ \$6/sf



# Specifications Comparison

## Riley Construction

- Banco Ruben Bldg
- 50'x30' addition, code compliant, accommodate 2 buses
- Necessary dirt work
- 6" concrete floor, ½' rebar 12" centers each way
- Walk thru door to existing shop
- R13 wall, R19 roof insulation
- 2 ea 12x12 overhead doors
- 1 ea exit walk door
- Interior wall liner panel (optional)
- Basic electrical
- Gas fired heater

## Construction, Inc.

- STAR Bldgs
- 15'x50'x15'5" "bump out"
- 40'x50'x13'8" storage building extension (west)
- 6" concrete floors, 3/8" rebar at 18" centers
- 6" roof, 4" wall insulation
- Remove current mezzanine and wall between existing east bays
- New 12x12 overhead door, move 10x12 door to west storage
- Heating & electric installed

# Features

## Riley Construction

- Allows for 2 buses in a heated shop
- Uses existing west end of bldg
- Uses existing equip (tools, compressor)
- Uses existing electric panel
- Saves \$\$ by not removing existing mezzanine
- Saves parking space on front & east sides of bldg
- Precludes moving existing cleaning supplies storage
- All existing functions not interrupted during construction
- Does not cover existing underground fuel storage tank
- Allows for separate bus repair space from existing maintenance work area

## Construction, Inc.

- Allows for 2 buses in a heated shop
- Adds to west end of existing bldg
- Uses existing equip (tools, compressor)
- \$5000 for electrical & \$3000 heating budget
- Removes existing mezzanine
- Saves parking space on front & east sides of bldg
- USD staff will need to move existing cleaning supplies storage
- Most existing functions not interrupted during construction
- Does not cover existing underground fuel storage tank
- Allows for separate bus repair space from existing maintenance work area

# USD 320 School Bus Maintenance Facility Bids

Riley Construction

Construction, Inc.

\$119,500

\$99,567



Board's Decision





## Wamego Public Schools

510 East Hwy. 24  
Wamego, KS 66547

[www.usd320.com](http://www.usd320.com)

Ph: 785 • 456 • 7643

Fax: 785 • 456 • 8125

Date: September 25, 2014  
To: BOE MEMBERS  
Re: Annual Assessment Report  
From: Dr. Mary Kay Siebert, Director of Instruction

Attached you will find the USD 320 Assessment Report for the 2013-2014 school year. Included in this report is a summary of the results for the following major assessments:

**Early Reading Assessment (2<sup>nd</sup> grade):** All districts in Kansas are required to administer an early reading assessment to our primary level students (we have chosen to do this with incoming second graders in 320). KSDE allows districts to select the reading assessment districts use for this purpose, and Aimsweb is the assessment USD 320 uses. *Aimsweb is a universal screening, progress monitoring, and data management tool for Grades K-12 and is used throughout our district.* These results are sent each fall to KSDE for reporting purposes.

- Aimsweb Reading Screener for 2<sup>nd</sup> grade

**NWEA: Measures of Academic Progress (MAP Assessment) Per Grade Level:** The MAP assessments have been used in USD 320 beginning in fall of 2005. This assessment is a nationally normed assessment which provides us with a solid picture of how our students' achievement compares to hundreds of thousands of students throughout the nation. The MAP assessments have now been aligned by NWEA to the new Kansas College & Career Readiness Standards. One of the features of the MAP assessments is that they provide longitudinal data on individual students insofar as their growth in reading and math over time.

- **Reading:** *including print concepts & vocabulary, informational comprehension and literary comprehension (2nd through 10th)*
- **Mathematics:** *including number & computation, algebra, geometry and data (2nd through 10th)*

**Advanced Placement (AP):** The AP assessments are administered to high school students who have completed AP coursework at the high school. These are given in the spring and the numbers of students enrolled in these courses at our high school has consistently grown over time. The number of high school students who took AP tests this past spring increased by 26 as compared to the year prior. AP courses are college level courses that provide our students with rigorous academic experiences and opportunities to earn college credit for those courses they complete. Students who take AP courses are provided the opportunity to take the College Board AP Exams in the spring, with the hope of earning a score that gives college credit to universities throughout Kansas and outside of the state for work accomplished. Students were administered AP exams in the following AP courses during the 2013-2014 school year: *US History, English*

---

*Literature/Composition, English Language/Composition, Psychology, European History, Government & Political Science, Statistics and Calculus A.* A total of 120 WHS students participated in the AP program this past year, taking a total of 184 AP exams. This is the highest number of AP exams taken at WHS since the AP program's implementation.

### **ACT (High School)**

English, Math, Reading, Science (local, state & national). The ACT is a measurement of college readiness trends. Nationally speaking, 54.3% of those students across the nation's high schools took the ACT college readiness assessment. In USD 320, we have seen a growing number of our students take the ACT. 96 students from the Class of 2014 cohort took the ACT and are included in the report included. Compared to the nation's percentage noted above, 83% of the 2014 graduates took the ACT. *Note: 76 students from the graduating class of 2010 took the ACT exam as compared to 96 students from the graduating class of 2014.* This is a significant point to note; it has been an intentional effort by WHS teachers and administration to get higher numbers of our students taking this assessment.

**Kansas Assessments:** This past 2013-14 school year, students were required to be assessed in the areas of reading, math and science in the spring. These assessments measured our students' performance levels on the new Kansas College & Career Readiness Standards. This was the first experience our students had testing on a new system called KITE. This past spring's testing was considered a "transitional" assessment using the new standards. There were many internal problems with the state's testing platform, and all districts across Kansas were asked to assess students as was possible. Our district completed the testing in all content areas, with many challenges because of problems with the testing engine; however, we were successful in this regard. We had anticipated being provided with assessment results from the state, however, in June the state BOE made a decision not to release results of any assessments taken in the spring of 2014 due to the DDoS (*distributed denial of service*) issue involving cyber-attacks on data across the state during testing windows; therefore, no data exists for districts to analyze regarding this past spring's assessments.

In summary, because of the spring 2014 cyber-attacks, no transitional summative assessment results were released at the district, school, or student level.

I will provide the BOE with a brief overview of these assessments, and field any questions you might have regarding the results at the upcoming meeting. **Please feel free to contact me if you have questions, or would like to discuss any assessment information in this report.**

# USD 320, Wamego Schools Annual Assessment Report for 2013-2014 School Year

## Early Reading Assessment (Grade 2)

*% of 2nd grade students*

	<b>Below Grade Level</b>	<b>Grade Level or Above</b>
<b>Fall, 2011</b>	20%	80%
<b>Fall, 2012</b>	13%	87%
<b>Fall, 2013</b>	18%	82%
<b>Fall, 2014</b>	17%	83%

## NWEA MAP Assessments: District Summary Report by Grades – Fall (2013)

**Math** (Number & Computation, Algebra, Geometry, Data)

	<b>Grade Level</b>	<b>Student Count</b>	<b>Mean RIT Score for Cohort Class</b>	<b>Fall Beginning of Year RIT Norm</b>
<b>Central</b>	<b>2<sup>nd</sup></b>	<i>123</i>	<b>186.3</b>	178.2
	<b>3<sup>rd</sup></b>	<i>137</i>	<b>193.5</b>	192.1
<b>West</b>	<b>4<sup>th</sup></b>	<i>104</i>	<b>204.8</b>	203.8
	<b>5<sup>th</sup></b>	<i>119</i>	<b>213.4</b>	212.9
	<b>6<sup>th</sup></b>	<i>100</i>	<b>217.9</b>	219.6
<b>WMS</b>	<b>7<sup>th</sup></b>	<i>106</i>	<b>227.6</b>	225.6
	<b>8<sup>th</sup></b>	<i>113</i>	<b>233.6</b>	230.2
	<b>9<sup>th</sup></b>	<i>109</i>	<b>234.9</b>	233.8
<b>WHS</b>	<b>10<sup>th</sup></b>	<i>93</i>	<b>239.3</b>	234.2

## USD 320, Wamego Schools Annual Assessment Report for 2013-2014 School Year

**Reading** (Phonics/Vocab/Word Analysis), Identify Text/Locate Info/Read & Comprehend, Eval Validity/Credibility, Respond to Text)

	Grade Level	Student Count	Mean RIT Score for Cohort Class	Fall Beginning of Year RIT Norm
Central	2 <sup>nd</sup>	123	186.3	175.9
	3 <sup>rd</sup>	237	193.5	189.9
West	4 <sup>th</sup>	104	204.8	199.8
	5 <sup>th</sup>	119	213.4	207.1
	6 <sup>th</sup>	100	217.9	212.3
WMS	7 <sup>th</sup>	106	227.6	216.3
	8 <sup>th</sup>	113	233.6	219.3
WHS	9 <sup>th</sup>	109	234.9	221.4
	10 <sup>th</sup>	93	239.3	223.2

### ACT Scores - 2014 Graduating Class

**Total N - 96**

	English	Math	Reading	Science	Composite
<b>National</b>	20.2	20.9	21.1	20.7	20.9
<b>State</b>	21.4	21.7	22.5	21.8	22.0
<b>Local</b>	<b>21.9</b>	<b>20.8</b>	<b>22.5</b>	<b>22.1</b>	<b>22.0</b>

# USD 320, Wamego Schools Annual Assessment Report for 2013-2014 School Year

## Five Year Trends – Average ACT Scores (2010-2014)

Grad Year	Total Tested		English		Mathematics		Reading		Science		Composite	
	USD 320	State	USD 320	State	USD 320	State	USD 320	State	USD 320	State	USD 320	State
2010	76	23,342	22.1	21.4	21.5	21.7	23.2	22.3	22.6	21.9	22.5	22.0
2011	83	23,628	22.1	21.4	21.5	21.8	23.8	22.3	23.4	21.9	22.9	22.0
2012	71	23,907	21.5	21.3	20.4	21.8	22.6	22.3	22.2	21.7	21.7	21.9
2013	98	24,268	21.7	21.2	20.7	21.7	22.5	22.3	22.1	21.7	21.8	21.8
2014	96	23,924	21.9	21.4	20.8	21.7	22.5	22.5	22.2	21.8	22.0	22.0

## Advanced Placement Assessments – Spring (2014)

	2010		2011		2012		2013		2014	
	Earned Credit	Did Not Earn Credit	Earned Credit	Did Not Earn Credit	Earned Credit	Did Not Earn Credit	Earned Credit	Did Not Earn Credit	Earned Credit	Did Not Earn Credit
AP US History	11	11	15	7	17	14	21	6	13	19
AP Eng Lit/Comp	18	6	12	12	9	9	18	5	15	15
AP Eng Lang/Comp	16	2	18	7	24	7	13	10	17	14
AP Psych	28	3	23	16	25	16	23	18	23	21
AP Govt. & Pol. Sci.	14	4	15	4	11	4	15	10	22	4
AP Euro History	12	5	13	4	6	4	5	3	7	8
AP Calculus AB	4	4	4	3	1	6	4	3	1	2
AP Statistics	-	-	-	-	-	-	2	2	3	0
AP Biology	-	-	-	-	-	-	-	-	-	-
AP Chemistry	-	-	-	-	0	1	-	-	-	-
<i>Sub Total</i>	103	35	100	53	93	61	101	57	101	83
<i>TOTAL Students</i>	138		153		154		158		184	

# USD 320, Wamego Schools Annual Assessment Report for 2013-2014 School Year