



TOY SUITE

Soundbank Manual

Software Version 1.0

EN 190820

End-User License Agreement (EULA)

Do not use this product until the following license agreement is understood and accepted. By using this product, or allowing anyone else to do so, you are accepting this agreement.

This End-User License Agreement (EULA) represents the contractual conditions between you, the Licensee, and UVI, located 159 rue Amelot, 75011 Paris - France for the use of software, documentation and other materials created by UVI.

You should not register, install or use UVI Products until the following license agreement is understood and accepted.

By using UVI Products, or allowing anyone else to do so, you are accepting this agreement.

A- License Grant

1. UVI grants to you, subject to the following terms and conditions, the non-exclusive right to use each authorized copy of the Product.
2. UVI Product license are granted only to a single user. You may use this product on up to three separate computers or iLok Dongles, which shall be owned and used by you exclusively.
3. Renting or lending the licensed Software to a third party is expressly forbidden.
4. Except if otherwise stated within this EULA, Licensee may resell the software to a third party or transfer the software permanently. Request may be done using the 'Transfer License' feature in your iLok account, subject to a \$25 fee per-license (\$50 maximum) by Pace. The serial number of the Product will be transferred to the third party by UVI, and Licensee's original registration will be deleted.
5. Resale or ownership transfer of individual products obtained in a bundle, or those used to upgrade or cross-grade to other products are not allowed.
6. UVI allows you to use any of the sounds and samples in the products you've purchased for commercial recordings without paying any additional license fees or providing source attribution to UVI.
7. This license expressly forbids resale or other distribution of the sounds and software included in the Product or their derivatives, either as they exist on disc, reformatted for use in another digital sampler, or mixed, combined, filtered, resynthesized or otherwise edited, for use as sounds, multi-sounds, samples, multi-samples, wavetables, programs or patches in a sampler, microchip or any hardware or software sample playback device. You cannot sell the Product content or give it away for use by others in their sampling or sample playback devices.
8. In the event UVI terminates this agreement due to your breach, you agree to return the original and all other copies of the software and documentation to UVI.
9. UVI reserves all rights not expressly granted to herein.

B- License Activation

1. In order to use UVI Products it is required that you authorize them by registering your Serial Number on uvi.net/register, have a free iLok account (not necessarily a dongle) and install the free iLok License Manager (done automatically by UVI Workstation and Falcon installers). It is impossible to use UVI Products if they are not registered and authorized.
2. During authorization you will need to enter your name, email address and postal address which will be stored in the UVI database. UVI uses a secure SSL connection with 128-bit-encryption that meets current security standards to transmit your data over the web. For further information about UVI's handling of personal data please see: <https://www.uvi.net/privacy-policy>
3. The UVI Product license allows up to 3 simultaneous activations on any combination of iLok dongles and computers. Activations can be moved between devices at anytime through the iLok License Manager.

C- Protection of Software

You agree to take all reasonable steps to protect the Product and any accompanying documentation from unauthorized copying or use. You agree not to modify the Product to circumvent any method or means adopted or implemented by UVI to protect against or discourage the unlicensed use or copying of the Product.

D- Ownership

Ownership of, and title to, the enclosed digitally recorded sounds (including any copies) are held by UVI. Copies are provided to you only to enable you to exercise your rights under the license.

E- Term

This agreement is effective from the date you open this package, and will remain in full force until termination. This agreement will terminate if you break any of the terms or conditions of this agreement. Upon termination you agree to return to UVI all copies of this product and accompanying documentation and destroy any other copies made.

F- Restrictions

Except as expressly authorized in this agreement, you may not rent, lease, sub-license, distribute, copy, reproduce, display, modify or timeshare the enclosed Product or documentation.

G- NFR Serials and Free Products

UVI Products serial numbers labeled as "NFR" (Not For Resale) shall only be used for demonstration, testing and evaluation purposes. NFR Products may not be used for commercial purposes, and may not be resold or transferred. They are not eligible for license recovery and are exempt from update, upgrade or crossgrade offers, and cannot be purchased with or exchanged for vouchers. Furthermore, as an owner of an NFR Product, you are not entitled to promotions available for the commercial version of the Product.

H- No Support Obligation

UVI will make its best effort to support you in the event of technical difficulty with a UVI Product. However, UVI is not obligated to furnish or make available to you any additional information, software, technical information, know-how, or support.

I- Specifications and System Requirements

All technical specifications of UVI Products provided are intended to be estimates or approximations. Due to numerous variables no guarantees of compatibility or performance can be made. All such specifications shall be in writing. End-User is solely responsible for, prior to purchase, ensuring that End-User's devices are compatible and meet the system requirements for UVI Products, and that the applicable UVI Products meet End-User's requirements.

This EULA is governed by the laws of France.

©2019 UVI. All rights reserved.
All trademarks are the property of their respective owners.


Table of Contents

Introduction	4
Interface	
Acoustic	
Main	5
FX	7
Electric	
Main	8
FX	10
8-Bit Synth	
Main	11
Edit	12
Mod	13
FX	14
Arp	15
Preset List	
Acoustic	16
Electric	34
8-bit Synth	47
Links	51
Credits and Thanks	52

TOY SUITE



Introduction



Toy Suite The Ultimate Musical Toy Collection

- Over 370 acoustic and electric toy instruments
- 8-bit chip synth with classic chiptune sounds and more
- Deep tone shaping tools and pro-grade effects

Our most eclectic and uniquely inspiring sound library, Toy Suite is packed to the brim with the sounds of fanciful wonder and nostalgia. Over 370 toy instruments await, including old and new ones, for big kids and little ones, acoustic toys, electric toys, and even the sounds of video games from the '70s and '80s!

Explore an enormous range of timbres from toys built all over the world; tiny pianos, guitars, organs, drums, percussions, whistles, metallophones, bells, shakers, moo-cans, music boxes, drum machines, melodicas, accordions, harmonicas, trumpets, samplers, style-o-phones, talking toys and more! Whether you're a player, producer or sound designer, you're sure to find unique and charactered sounds that inspire and add depth to your productions. It's a truly massive collection!

From the tender tones of little xylophones to the crackly lo-fi melodies of mini-samplers you'll experience every detail in stunning clarity. We utilized the same professional studio, class-A microphones, outboard processors, multi-sampling techniques and expert editing to produce the sounds of Toy Suite that we've used on countless classical instruments. You'll find outstanding sound quality, performance and reliability across the entire suite.

Bristling with charm and personality, Toy Suite is ready to accentuate your productions with a sense of novelty, character, and nostalgia unlike anything else out there!

Minimum System Requirements

- UVI Workstation 3.0.5+ or Falcon 1.6.6+
- 25GB of disk space

For more information on the installation process, please refer to the document: [Soundbank Installation Guide](#)

Interface [Acoustic - Main]



1 Description

All the instruments within Toy Suite have a unique character. This panel shows details and images for each unique instrument.

2 Microphones

Sets the microphones signal if available for the instrument

- » **ON/OFF** - Power mic on/off
- » **Volume** - Adjust the level of the mic
- » **Stereo/Mono**
Switch between stereo and mono mode
- » **Width** - Adjust the spread in stereo mode

3 Page Navigation

Navigate between 2 pages of controls: Main and Effects

4 Amplitude

- » **Curve**
Adjust the MIDI velocity curve that affects the note's volume and timbre. Click and drag to set the curve, or double click to set the curve numerically [0 = linear]
- » **Volume**
Adjust the global volume of the instrument

» Velocity

Adjust the filter velocity sensitivity

» Drive - Drive on/off

» Drive Amount - Sets the drive amount

» ADSR

Attack, decay, sustain, release controls

» Release - Drive on/off

» Release Level

Adjust volume of key release sound

NOTE: Release and Release Volume are only available for specific instruments

» Wheel > LFO

Enables Modwheel to control tremolo

» Speed - Adjust the tremolo speed

5 Filter

» Power - Filter on/off

» Mode

Multimode filter can be set to low-pass [LP], band-pass [BP], or high-pass [HP]

» Frequency - Filter cutoff frequency

» Resonance - Filter resonance amount

» Depth - Depth of the filters EG

» Velocity

Adjust the filter velocity sensitivity

» ADSR

Attack, decay, sustain, release controls

» Wheel > Freq

Enables Modwheel to control the filter cutoff frequency

» Depth - Adjust the Filter depth

6 Pitch and Tone

» Color

Adjust the volume balance of the high and low keys

» Semitone - Medium-level transpose

» Fine - Transpose in cents

» Mono

Switch between mono and poly modes

» Time

Sets the glide time in Mono mode, and Pitch Envelope time for poly mode

» Depth

Sets the depth in semitones of pitch envelope when in poly mode

» Wheel > LFO

Enables Modwheel to control vibrato

» Speed

Adjust the portion of vibrato speed

Interface [Acoustic - Main]



7 ▶ Speed Control

Set the playback speed of the phrase, if available for the instrument

» Start Time:

Adjust the playback start position of the phrase

» Tempo

Adjust the playback speed of the loop. 1/2 & x2 of the assigned tempo

» Speed

Fine-tune the tempo ($\pm 50.00\%$)

8 ▶ Layer

Change the active layer if available for the instrument

MIDI Mapping



» Key Ranges & KeySwitches

The blue keys are reflect original voice notes of the instrument.

The brighter keys are playable range of the instrument.

The red keys are keyswitches, which link with layers of the instrument.

Interface [Acoustic - FX]



1 ▶ Impulse Response

- » **Power** - Effect On/Off
- » **Impulse**
Select an impulse response for the cabinet
- » **Amount** - Adjust the reverb mix amount

2 ▶ Equalizer

- » **Power** - Effect On/Off
- » **Low**
Adjust level of low frequency range
- » **Crossover Freq - Low/Mid**
Adjust low and mid-band separation frequency
- » **Mid**
Adjust level of middle frequency range
- » **High**
Adjust level of high frequency range
- » **Crossover Freq - Mid/High**
Adjust high and mid-band separation frequency

3 ▶ Modulation

- » **Power** - Effect On/Off
 - » **Mode** - Select the modulation effect type
 - » **Speed** - Adjust the modulation speed
 - » **Feedback** - Adjust the feedback amount
 - » **Depth** - Adjust the modulation depth
 - » **Mix** - Adjust dry/wet mix amount
 - » **Distance**
Adjust the distance of the mics from the speaker cabinet
 - » **Horn Volume**
Adjust the level of the horn speakers
 - » **Drum Volume**
Adjust the level of the drum speaker
- Note: Available controls depend on the effect type

4 ▶ Tremolo

- » **Power** - Effect On/Off
- » **Stereo** - Enables stereo mode
- » **Speed** - Adjust the tremolo speed
- » **Depth** - Adjust the tremolo depth

5 ▶ Digital Delay

- » **Power** - Effect On/Off
- » **Rate** - Adjust delay time (short to long)
- » **Feedback** - Adjust feedback amount
- » **Mix** - Adjust dry/wet mix amount
- » **LPF**
Adjust high frequency roll off of the delay effect
- » **HPF**
Adjust low frequency damping of the delay effect

6 ▶ Sparkverb (Reverb)

- » **Power** - Effect On/Off
- » **Mix** - Adjust dry/wet mix amount
- » **Reverb Size**
Adjust the size of the reverb space
- » **Decay**
Adjust the decay time of the reverb
- » **Low Decay**
Adjust the low decay multiplier
- » **High Decay**
Adjust the high decay multiplier

Interface [Electric - Main]



1 Description

All the instruments within Toy Suite have a unique character. This panel shows details and images for each unique instrument.

2 Microphones

Sets the microphones signal if available for the instrument

- » **Stereo/Mono**
Switch between stereo and mono mode
- » **ON/OFF** - Power mic on/off
- » **Width** - Adjust the spread in stereo mode

3 Page Navigation

Navigate between 2 pages of controls: Main and Effects

4 Amplitude

- » **Curve**
Adjust the MIDI velocity curve that affects the note's volume and timbre
Click and drag to set the curve, or double click to set the curve numerically (0 = linear)
- » **Volume**
Adjust the global volume of the instrument

» Velocity

Adjust the filter velocity sensitivity

» Drive - Drive on/off

» Drive Amount - Sets the drive amount

» ADSR

Attack, decay, sustain, release controls

» Release - Drive on/off

» Release Level

Adjust volume of key release sound

NOTE: Release and Release Volume are only available for specific instruments

» Wheel > LFO

Enables Modwheel to control tremolo

» Speed - Adjust the tremolo speed

5 Filter

» Power - Filter on/off

» Mode

Multimode filter can be set to low-pass [LP], band-pass [BP], or high-pass [HP]

» Frequency - Filter cutoff frequency

» Resonance - Filter resonance amount

» Depth - Depth of the filters EG

» Velocity

Adjust the filter velocity sensitivity

» ADSR

Attack, decay, sustain, release controls

» Wheel > Freq

Enables Modwheel to control the filter cutoff frequency

» Depth - Adjust the Filter depth

6 Pitch and Tone

» Color

Adjust the volume balance of the high and low keys

» Semitone - Medium-level transpose

» Fine - Transpose in cents

» Mono

Switch between mono and poly modes

» Time

Sets the glide time in Mono mode, and Pitch Envelope time for poly mode

» Depth

Sets the depth in semitones of pitch envelope when in poly mode

» Wheel > LFO

Enables Modwheel to control vibrato

» Speed

Adjust the portion of vibrato speed

Interface [Electric - Main]



7 ► Speed Control

Set the playback speed of the phrase, if available for the instrument

» Start Time:

Adjust the playback start position of the phrase

» Tempo

Adjust the playback speed of the loop. 1/2 & x2 of the assigned tempo

» Speed

Fine-tune the tempo (±50.00%)

8 ► Layer

Change the active layer if available for the instrument

MIDI Mapping



» Key Ranges & KeySwitches

The blue keys are reflect original voice notes of the instrument.

The brighter keys are playable range of the instrument.

The red keys are keyswitches, which link with layers of the instrument.

Interface [Electric - FX]



1 ▶ Impulse Response

- » **Power** - Effect On/Off
- » **Impulse**
Select an impulse response for the cabinet
- » **Amount** - Adjust the reverb mix amount

2 ▶ Equalizer

- » **Power** - Effect On/Off
- » **Low**
Adjust level of low frequency range
- » **Crossover Freq - Low/Mid**
Adjust low and mid-band separation frequency
- » **Mid**
Adjust level of middle frequency range
- » **High**
Adjust level of high frequency range
- » **Crossover Freq - Mid/High**
Adjust high and mid-band separation frequency

3 ▶ Modulation

- » **Power** - Effect On/Off
 - » **Mode** - Select the modulation effect type
 - » **Speed** - Adjust the modulation speed
 - » **Feedback** - Adjust the feedback amount
 - » **Depth** - Adjust the modulation depth
 - » **Mix** - Adjust dry/wet mix amount
 - » **Distance**
Adjust the distance of the mics from the speaker cabinet
 - » **Horn Volume**
Adjust the level of the horn speakers
 - » **Drum Volume**
Adjust the level of the drum speaker
- Note: Available controls depend on the effect type

4 ▶ Tremolo

- » **Power** - Effect On/Off
- » **Stereo** - Enables stereo mode
- » **Speed** - Adjust the tremolo speed
- » **Depth** - Adjust the tremolo depth

5 ▶ Digital Delay

- » **Power** - Effect On/Off
- » **Rate** - Adjust delay time (short to long)
- » **Feedback** - Adjust feedback amount
- » **Mix** - Adjust dry/wet mix amount
- » **LPF**
Adjust high frequency roll off of the delay effect
- » **HPF**
Adjust low frequency damping of the delay effect

6 ▶ Sparkverb (Reverb)

- » **Power** - Effect On/Off
- » **Mix** - Adjust dry/wet mix amount
- » **Reverb Size**
Adjust the size of the reverb space
- » **Decay**
Adjust the decay time of the reverb
- » **Low Decay**
Adjust the low decay multiplier
- » **High Decay**
Adjust the high decay multiplier

Interface [8-bit Synth - Main and Globals]



8-bit Synth is outfitted with 2 layers; SID and Chips. Both have independent selection of OSC sounds, dedicated volume, pan, filters, envelope generators for amplitude and filter, portamento, stereo mode, and arpeggiators in the Arpeggiator page. The Edit and Effects page modify the summed signal of both synths while Modulation can be selectively targeted.

1 ▶ Pages

- » **Main, Edit, Modulation, Effects and Arpeggiators**
Click to change the current control page

2 ▶ Global Volume

3 ▶ Layer Select

- » **SID / Chips / Both**
Select SID or Chips; displays discrete Amp Env, Filter and Filter Env controls
- » **Balance**
Sets the balance between low and high register of the keyboard

4 ▶ Layer Globals

- » **Power** - Turn SID and Chips on/off
- » **Preset** - Select the Oscillator sound
- » **Volume**
Adjust the selected layer's volume
- » **Pan**
Adjust the selected layer's pan

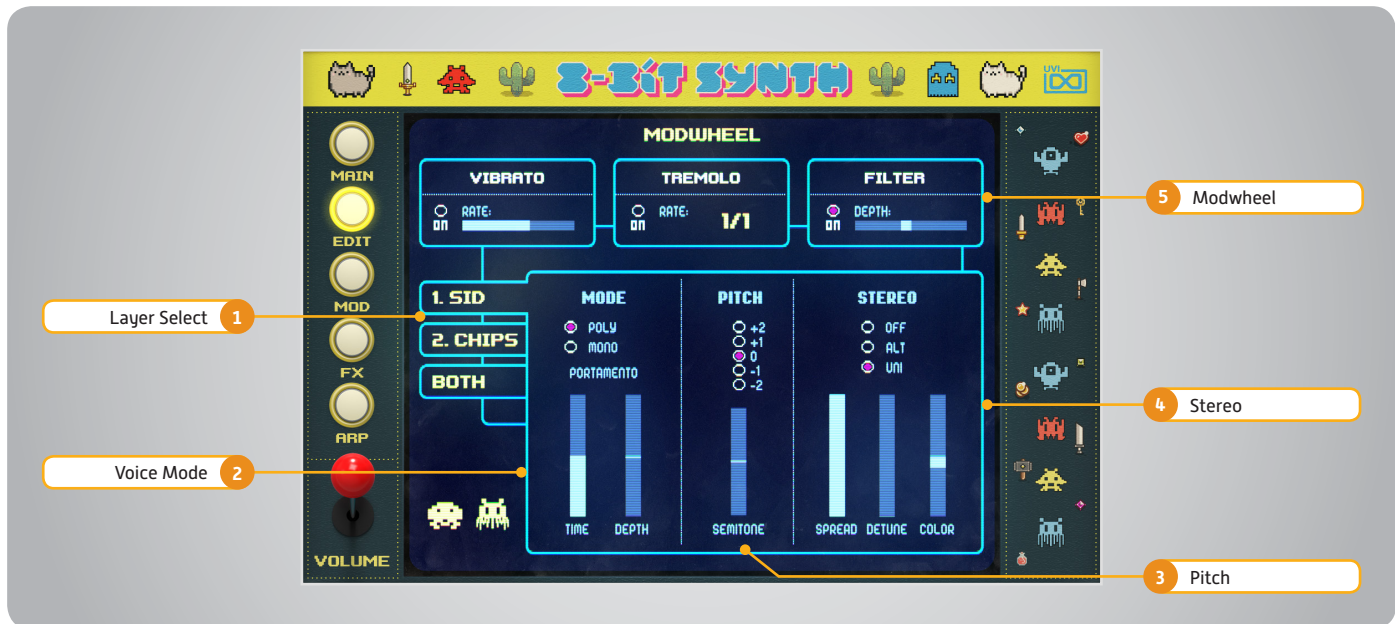
5 ▶ Amplitude

- » **Velocity** - Toggle velocity on/off
- » **Attack**
When active, routes Velocity input to Amp Env: Attack
- » **ADSR**
Adjust the amplitude using a typical Attack, Decay, Sustain, Release envelope

6 ▶ Filter

- » **Mode**
Select between LP, BP or HP filter shapes, or OFF to disable the filter
- » **ADSR**
Typical ADSR envelope for the Filter
- » **Frequency**
Set the filter cutoff frequency
- » **Resonance**
Set the filter resonance amount
- » **Velocity**
Set the filter's velocity sensitivity
- » **Depth**
Set the filter's depth amount

Interface [8-bit Synth - Edit Page]



1 ▶ Layer Select

Select SID, Chips or both; displays discrete controls for Modwheel Mode, Pitch and Stereo.

2 ▶ Voice Mode

- » **Mode**
Toggle between Mono and Poly voicing
- » **Portamento Time** - Set the Glide time
- » **Portamento Depth**
Adjust the Portamento depth

3 ▶ Pitch

- » **Octave** - Adjust the pitch in Octaves
- » **Semitone** - Adjust the pitch in Semitones

4 ▶ Stereo

- » **Mode** - Off / Alternate Pan / Unison
- » **Spread** - Change the stereo width
- » **Detune**
Unison layer detune amount
[Unison mode only]
- » **Color**
Shifts color based on adjacent samples

5 ▶ Modwheel

- » **Power/Amount**
Easily route your controllers Modwheel to control common parameters such as Vibrato Rate, Tremolo Rate and Filter Depth

Interface [8-bit Synth - Modulation Page]



1 ▶ Step Modulator

- » **Steps**
Change the number of playable steps [1-16]
- » **Editor**
Interactive editor for programming sequenced modulations; bar height equals mod amount
- » **Speed**
Change the step duration (1/32 - 1/1)
- » **Delay**
Delay time to activate first step
- » **Rise**
Time to activate step with a smooth transition
- » **Smooth**
Interpolates values between adjacent steps to smooth parameter modulation for a custom LFO effect
- » **Step Modulator Routing**
Control the amounts of modulation to be applied to each or both layer's Volume Amount and Filter Depth

2 ▶ LFO

- » **Waveshape**
Choose LFO waveshape; Sine, Triangle, Square or Sample & Hold
- » **Speed** - Change the LFO Speed
- » **Sync**
Enable/Disable LFO sync to Host Tempo
- » **Mode**
Change the LFO retrigger mode; Retrigger, No Retrigger or Legato
- » **LFO Routing**
Control the amount of LFO modulation to be applied to various parameters including; Pitch, Volume and Filter

3 ▶ Modulation Targets

Set the target layer for the parameter modulation, SID and/or Chips

Interface [8-bit Synth - Effects Page]



1 ► Equalizer

- » **On/Off** - Turn the effect on/off
- » **Gain: Low / Mid / High**
Adjust the gain boost or cut amount of each frequency band
- » **Frequency**
Set the crossover frequency point of Low/Mid and Mid/High bands

2 ► Drive

- » **On/Off** - Turn the effect on/off
- » **Amount** - Adjust the drive amount

3 ► Thorus (Chorus)

- » **On/Off** - Turn the effect on/off
- » **Speed**
Adjust the chorus modulation speed
- » **Depth**
Adjust the chorus modulation depth

4 ► Ensemble

- » **On/Off** - Turn the effect on/off
- » **Mode** - Set the ensemble effect mode
- » **Tone** - Adjust the brightness of the effect
- » **Mix** - Adjust the effect mix amount

5 ► Phasor

- » **On/Off** - Turn the effect on/off
- » **Speed**
Adjust the phaser modulation speed
- » **Feedback**
Adjust the phaser feedback amount
- » **Depth**
Adjust the phaser modulation depth

6 ► Delay

- » **On/Off** - Turn the effect on/off
- » **Speed** - Adjust the delay time
- » **Feedback**
Adjust the delay feedback amount
- » **LoCut**
Adjust the delay output's low-cut filter frequency

» HiCut

Adjust the delay output's hi-cut filter frequency

- » **Mix** - Adjust the delay effect mix amount

7 ► Sparkverb (Reverb)

- » **On/Off** - Turn the effect on/off
- » **Size** - Adjust the reverb room size
- » **Decay** - Adjust the reverb decay time
- » **Lo**
Multiplies the decay time [-/+] for the low frequency signal
- » **Hi**
Multiplies the decay time [-/+] for the high frequency signal
- » **Mix** - Adjust the reverb mix amount

Interface [8-bit Synth - Arpeggiators Page]



1 ▶ Arp On/Off

Toggle the Arpeggiator On/Off

2 ▶ Mode

Select Up, Down, or Up and Down

3 ▶ Link

Switch to link two arpeggiators

4 ▶ Step Indicator

LED lights up when step is triggered

5 ▶ Step Editor

Freely draw note velocities

6 ▶ Tie

When active, step inherits Velocity from the previous step

7 ▶ Steps

Change the number of playable steps (1-16)

8 ▶ Speed

Change the step duration (1/32 - 1/1)

9 ▶ Gate

Change the step length (from zero to the tracks Resolution setting)

10 ▶ Octave

Set the pitch range in Octaves

11 ▶ Chip Arpeggio

» On/Off

Turn the chip-based arpeggiator on/off

» Gate

Change the step length (from zero to the tracks Resolution setting)

» Pattern

Click to select the arpeggio pattern

» Resolution

Change the step duration (1/64 - 1/1)

» Loop

Turn the arpeggiator loop mode on/off

Preset List [Acoustic]

01 Toy Pianos & Keys

Candle Piano



France, ca.1930
Wood, metal, plastic

Kathedral Chimes



Japan, ca.1960
Plastic and metal

Michels Advanced Piano



France, ca.1960
Wood, plastic and metal

Michels Black Piano



France, 1950
Wood, plastic and metal

Michels Crystal Piano



France, 1970
Wood, plastic and metal

Michels Grand Piano



France, ca 1950
Wood and metal

Michels Rusty Piano



France, ca 1950
Wood and metal

Michels Small Piano



France, 1963
Wood, plastic and metal

Michels Upright Piano



France, ca 1950
Wood and metal

Michels Wannabe Piano



Unknown, ca.1960
Wood, plastic and metal

Old Small Piano



France, ca 1950
Wood and metal

Opera Grand



France, ca 1950
Wood and metal

Player Piano



United States, 1978
Plastic and metal
Layers - Key Switch
Sustain Normal - C1
Sustain Mute - D1

Schoenut Piano



France, ca 1950
Wood and metal

Small Wooden Piano



Unknown, 1966
Wood and metal
Layers - Key Switch
Wood - C1
Metal - C#1

White Wooden Piano



Unknown, ca 1940
Wood and metal

Preset List [Acoustic]

02 Xylo and Metal

Baby Xylo



Wooden frame, steel bars

Layers - Key Switch
Plastic Hammer - C1
Wood Hammer - D1
In The Air - E1
Glissandi - F1

Bar Chime



France, ca 1950
Wood and metal

Blue Glockenspiel



Plastic case, steel bars

Layers - Key Switch
Plastic Mallet - C1
Plastic Stick - D1
Metal Stick - E1
Plastic Stick Muted- F1
Wooden Stick Muted - G1

Brown Wood Xylo



France, ca 1950
Wood and metal

Layers - Key Switch
Brush - C1
Metal - D1
Plastic - E1
Tap Brush- F1
Wood - G1
Wood Back - A1

Clavi-Harp



France, 1953
Wood and metal

German Book



France, ca 1950
Wood and metal


Layers - Key Switch
Stick - C1
Baack Stick - D1

Guitaret



France, ca 1950
Wood and metal

Japanese Xylophone



Unknown
Wood and metal

Layers - Key Switch
Metal Mallet - C1
Plastic Stick - C#1
Wood Mallet - D1
FX - D#1

Metallic Xylophone



Steel frame and bars

Layers - Key Switch
Wood Hammer - C1
Plastic Hammer - C#1
Rubber Hammer - D1
Mute- D#1
Glissando - E1

Modular Xylophone




France, ca 1950
Wood and metal

Musical Chairs



United States, 1965
Plastic and metal

Newborn Xylophone



France, ca. 2000
Painted wood, plastic and metal

Layers - Key Switch
Xylo - C1
Tamb - D1

Pro Xylo



France, ca.1970-80
Wooden frame and steel bars

Layers - Key Switch
Wood Hammer - C0
Plastic Hammer - D0
Rubber Hammer - D0
Mallet Stac- F1
Mute Random - G0
Glissandi - A0

Rainbow Xylo



France, ca.1990
Wooden frame and bars

Layers - Key Switch
in The Air - C1
On The Floor - D1

Rolling Xylophone



United States, 1964
Wooden frame, steel bars, plastic

Layers - Key Switch
Plastic Hammer - C1
Rubber Hammer - D1
Bounce- E1
FXs - F1
Mute- G1
Glissando - E1

Sanza (Kalimba)



France, ca.1990. Aka. kalimba
Wood and metal

Tubular Xylophone



United States, ca 1950
Wood and metal

Layers - Key Switch
Plastic Hammer - C1
Rubber Hammer - D1
Bounce- E1

Wood Box



United States, ca 1950
Painted metal

Layers - Key Switch
Rubber Mallet - C1
Finger Snap - C#1
Plastic Stick - D1
Wood Mallet - D#1
Wood Stick - E1
Muted - F1
Rebound - F#1

Wood Stair Xylophone



Wooden frame and bars

Wood Xylophone



France, ca.1950
Wood and metal
Layers - Key Switch
Stick - C1
Wood - D1
Back Stick- E1

Wooden Xylophone



Wooden frame and bars

Xyloomatic



Spain, 1970
Metal and plastic
Layers - Key Switch
Metal Hammer - C1
Wood Hammer - D1


Xylona



United States, ca 1950
Painted Metal

Layers - Key Switch
Standard - C1
Woodstick - C#1
Metalstick - D1
Woodmallet - D#1
Plasticmallet - E1
Mute- F1
FXs - F#1

Xylotubes



Taiwan, ca.1990
Plastic frame and metal tubes

Layers - Key Switch
One Hammer - C1
Two Hammers - D1
Stereo - E1
Glissandi - F1

Preset List [Acoustic]

03 Children Bells

Animal Blocks 1



United States, 1942
Cardboard boxes with a small tuned bell inside
 Layers - Key Switch
 Long - C1
 Medium - D1
 Short - E1

Animal Blocks 2



United States, 1942
Cardboard boxes with a small tuned bell inside
 Layers - Key Switch
 Sustain Long Looped - C1
 Medium - D1
 Short - E1

Assortes Bells



Various materials & origins
 Layers - Key Switch
 Sustain Bell No.1 - C1
 Sustain Bell No.2 - D1
 Sustain Bell No.3 - E1
 Sustain Bell No.4 - F1
 Sustain Bell No.5 - G1
 Sustain Bell No.6 - A1

Bird Bells



China, ca 1980

Bell Tower Cardbox



France, ca.1950
Key-triggered bells

Clochettes



France, ca.1950
Wood and metal
 Layers - Key Switch
 Normal - C1
 Variation - D1
 Ding - E1

Coloured Bells



Unknown
Series of 20 tuned bells
 Layers - Key Switch
 Sustain Single - C1
 Sustain Shaked Fast - D1
 Sustain Shaked Slow - E1

Hammer Bells



United States, 1938
Wood and steel

Pine Bells



Unknown
Eight bells diatonically pitched
Plastic and metal

Plastic Bell Tower



Japan, 1956
Key-triggered bells
 Layers - Key Switch
 Sustain Long Looped - C1
 Short - C#1
 Single - D1

Round-a-Bell



Unknown
Eight bells diatonically pitched, turning around an axis.
Plastic and metal
 Layers - Key Switch
 Basic - C1
 FXs - D1
 Rotary - D1

Swiss Chalet



United States, 1955
Cardbox and metal

Two Single Bells




Unknown
Classic bell and cowbell
 Layers - Key Switch
 Flower Bell - C1
 Silver Bell - D1

Preset List [Acoustic]

05 Music Boxes

Classic Music Boxes

Chromatic Box Mono



France, 2009
Wood, metal and plastic
 Layers - Key Switch
 Chromatic - C1
 FX - D1

Chromatic Box Stereo



France, ca 1950
Wood and metal

Diatonic Box Mono



France, 2009
Wood, metal and plastic

Diatonic Box Stereo



France, ca 1950
Wood and metal

Lullaby music Boxes

Loops & Phrases

Blue Bird
 090-F#-Blue Bird -adj
 F#-Blue Bird -p
 Dove
 110-F#-Dove -adj A
 110-F#-Dove -adj B
 F#-Dove -p
 Girls and Boys
 100-B-Girls and Boys -adj A
 100-B-Girls and Boys -adj B
 B-Girls and Boys -p
 Peacock

070-A#-Peacock -adj
 A#-Peacock -p

Record Player

C-RP-Pattern 1a -p
 C-RP-Pattern 1b -p
 C-RP-Pattern 1c -p
 C-RP-Pattern 2a -p
 C-RP-Pattern 2b -p
 C-RP-Pattern 3a -p
 C-RP-Pattern 3b -p
 C-RP-Pattern 4a -p
 C-RP-Pattern 4b -p
 C-RP-Pattern 5a -p
 C-RP-Pattern 5b -p
 C-RP-Pattern 6a -p
 C-RP-Pattern 6b -p
 C-RP-Pattern 7a -p
 C-RP-Pattern 7b -p
 C-RP-Pattern 8a -p
 C-RP-Pattern 8b -p
 C-RP-Pattern 8c -p
 C-RP-Pattern 9a -p
 C-RP-Pattern 9b -p
 C-RP-Pattern 9c -p
 G-RP-Pattern 10a -p
 G-RP-Pattern 10b -p

Sleeping Moon

081-D-Sleeping Moon -adj
 081-D-Sleeping Moon -adj A
 081-D-Sleeping Moon -adj B
 D-Sleeping Moon -p
 Triggered Guitar
 090-C-Trig. Guitar -adj
 C-Trig. Guitar -p

Blue Bird




United States, 1968
Plastic

Girls and Boys



Italy, ca.1980
Printed paper and plastic

Peacock



France, 1983
Plastic


Record Player



United States, 1971
Plastic and metal

Layers - Key Switch
 Humpty Dumpty - C1
 Twinkle Twinkle - C#1
 Au Clair - D1
 Campton race - D#1
 Children Marching - E1
 Edelweiss - F1
 Hickory Dickory - F#1
 Jack and Jyll - G1
 London Bridge - G#1
 Oh Wheres My - A1

Small Metal Box



Unknown, ca.1990
Metal and plastic
 Layers - Key Switch
 Metal Box No.1 - C1
 Metal Box No.2 - D1

Reed Boxes

Loops & Phrases

Anonymous Dwarves
 100-A-Anonymous Dwarves -l
 A-Anonymous Dwarves 1 -p
 A-Anonymous Dwarves 2 -p
 A-Anonymous Dwarves 3 -p
 Athletic Bears
 140-D-Athletic Bears -l
 D-Athletic Bears -p

Big Boxes

095-A#-Big Box 2 -l
 095-B-Big Box 1 -l
 140-D-Big Box 3 -l
 160-F#-Big Box 4 -l
 A#-Big Box 2 -p
 B-Big Box 1 -p
 D-Big Box 3 -p
 F#-Big Box 4 -p

Classic Boxes

080-B-Classic Box 1 -l
 090-A-Classic Box 2 -l
 110-B-Classic Box 3 -l
 A-Classic Box 2 -p
 B-Classic Box 1 -p
 B-Classic Box 3 -p

Falling Eggs

110-A#-Falling Eggs -l
 A#-Falling Eggs -p

German Boxes

100-F#-German Box 2 -l
 145-G-German Box 4 -l
 150-E-German Box 1 -l
 160-F-German Box 3 -l
 E-German Box 1 -p
 F-German Box 3 -p
 F#-German Box 2 -p
 G-German Box 4 -p

Horse Roundabout

125-D#-Horse Roundabout -l
 150-C#-Swan Roundabout -l
 C#-Swan Roundabout -p
 D#-Horse Roundabout -p

Hunting Geese

100-G#-Hunting Geese -l
 G#-Hunting Geese -p

Motorbike Espace

185-C#-Motorbike Escape -l
 C#-Motorbike Escape -p

Musical Skipping Rope

175-C#-Skipping Rope -l
 C#-Skipping Rope -p

Only Melodies

090-A-Stars and Shapes -adj
 100-F#-Little Brown Bear -adj
 110-A-Kidz Drawing -adj
 120-A-Animal musicians -adj
 160-B-Sputnik Rattle -l
 A-Animal musicians -p
 A-Kidz Drawing -p
 A-Stars and Shapes -p
 B-Sputnik Rattle -p
 F#-Little Brown Bear -p
 Pink and Blue Animals
 060-B-Pink n Blue 4 -l
 080-C#-Pink n Blue 1 -l
 105-D#-Pink n Blue 2 -l
 135-F-Pink n Blue 3 -l

B-Pink n Blue 4 -p
 C#-Pink n Blue 1 -p
 D#-Pink n Blue 2 -p
 F-Pink n Blue 3 -p
 Rabbit Band
 065-D#-Rabbit Band -adj
 D#-Rabbit Band 1 -p
 D#-Rabbit Band 2 -p
 Rabbit Band Roller
 G-Rabbit Band Roller 1 -p
 G-Rabbit Band Roller 2 -p
 Sad Puppy
 130-C#-Sad Puppy -l
 C#-Sad Puppy -p
 Small Boy
 150-D#-Small Boy -l
 D#-Small Boy -p
 The Musical Ducky
 120-C#-The Musical Ducky -adj
 C#-The Musical Ducky -p
 Yellow Duck
 100-A#-Yellow Duck -l
 A#-Yellow Duck -p

Anonymous Dwarfs



United States, ca.1950
Printed metal

Layers - Key Switch
 Notes - C1
 Phrases - D1

Athletic Bears



France, 1935
Lithography on metal
 Layers - Key Switch
 Sound No.1 - C1
 Sound No.2 - D1

Preset List [Acoustic]

Xtra Music Boxes

Big Boxes



Metal and plastic
Layers - Key Switch
Sustain Sound No.1 - C1
Sustain Sound No.2 - D1

Horse Roundabout



Painted metal
Hunting Geese



France, ca.1920
Lithography on metal

Small Boy



Unknown, ca.1920
Lithography on metal

Bear Music Box



United States, ca.1950
Painted metal

Classic Boxes



France, ca.1970
Painted metal

The Musical Ducky



United States, ca.1940
Printed metal

Frog Music Box



United States, ca.1950
Painted metal

Fallen Eggs



France, ca.1930
Lithography on metal

Pink and Blue Animals



Germany, ca.1980
Painted metal
Layers - Key Switch
Animal No.1 - C1
Animal No.2 - D1
Animal No.3 - E1
Animal No.4 - F1

Yellow Duck



France, ca.1990
Painted metal

German Boxes



Germany, ca.1980
Painted metal

Sad Puppy



Italy, ca.1980
Painted metal

Preset List [Acoustic]

06 Baby Drums

Loops & Phrases

Mini Drum

- | | | | | |
|-------------------------------|---------------------------|---------------------|-------------------------|-------------------------|
| 080 - Slow Pop Rock | 100 - Misc | 120 - Pop Rock | 130 - Motown Disco Misc | 140 - Country |
| 080-Mini-Slow Pop Rock 01 | 100-Mini-Brush 1 | 120-Mini-Pop 01 | 130-Mini-Afro 1 | 140-Mini-Country 01 |
| 080-Mini-Slow Pop Rock 02 | 100-Mini-Brush 2 | 120-Mini-Pop 02 | 130-Mini-Afro 2 | 140-Mini-Country 02 |
| 080-Mini-Slow Pop Rock 03 | 100-Mini-Brush 3 | 120-Mini-Pop 03 | 130-Mini-Afro 3 | 140-Mini-Country 03 |
| 080-Mini-Slow Pop Rock 04 | 100-Mini-Brush 4 | 120-Mini-Pop 04 | 130-Mini-Afro 4 | 140-Mini-Country 04 |
| 080-Mini-Slow Pop Rock 05 | 100-Mini-Brush 5 | 120-Mini-Pop 05 | 130-Mini-Disco 1 | 140-Mini-Country 05 |
| 080-Mini-Slow Pop Rock 06 | 100-Mini-Brush 6 | 120-Mini-Pop 06 | 130-Mini-Disco 2 | 140-Mini-Country 06 |
| 080-Mini-Slow Pop Rock 07 | 100-Mini-Brush-End 1 | 120-Mini-Pop 07 | 130-Mini-Disco 3 | 140-Mini-Country 07 |
| 080-Mini-Slow Pop Rock 08 | 100-Mini-Brush-End 2 | 120-Mini-Pop 08 | 130-Mini-Disco 4 | 140-Mini-Country 08 |
| 080-Mini-Slow Pop Rock 09 | 100-Mini-Brush-End 3 | 120-Mini-Pop 09 | 130-Mini-Disco 5 | 140-Mini-Country 09 |
| 080-Mini-Slow Pop Rock 10 | 100-Mini-Caribbean 1 | 120-Mini-Pop 10 | 130-Mini-Disco 6 | 140-Mini-Country 10 |
| 080-Mini-Slow Pop Rock 11 | 100-Mini-Caribbean 2 | 120-Mini-Pop 11 | 130-Mini-Disco 7 | 140-Mini-Country 11 |
| 080-Mini-Slow Pop Rock 12 | 100-Mini-Caribbean 3 | 120-Mini-Pop 12 | 130-Mini-Disco-Fill 1 | 140-Mini-Country 12 |
| 080-Mini-Slow Pop Rock-Fill 1 | 100-Mini-Caribbean 4 | 120-Mini-Pop 13 | 130-Mini-Disco-Fill 2 | 140-Mini-Country-Fill 1 |
| 080-Mini-Slow Pop Rock-Fill 2 | 100-Mini-Caribbean 5 | 120-Mini-Pop 14 | 130-Mini-Disco-Fill 3 | 140-Mini-Country-Fill 2 |
| 080-Mini-Slow Pop Rock-Fill 3 | 100-Mini-Caribbean 6 | 120-Mini-Pop 15 | 130-Mini-Funk 1 | 140-Mini-Country-Fill 3 |
| 080-Mini-Slow Pop Rock-Fill 4 | 100-Mini-Caribbean 7 | 120-Mini-Pop 16 | 130-Mini-Funk 2 | 140-Mini-Country-Fill 4 |
| 080-Mini-Slow Pop Rock-Fill 5 | 100-Mini-Caribbean-Fill 1 | 120-Mini-Pop 17 | 130-Mini-Funk 3 | 140-Mini-Country-Fill 5 |
| 095 - Funk and Hip Hop | 100-Mini-Caribbean-Fill 2 | 120-Mini-Pop 18 | 130-Mini-Funk 4 | 160 - Jungle |
| 095-Mini-Funky 01 | 100-Mini-Caribbean-Fill 3 | 120-Mini-Pop 19 | 130-Mini-Funk 5 | 160-Mini-Jungle 01 |
| 095-Mini-Funky 02 | 100-Mini-Pop 1 | 120-Mini-Pop 20 | 130-Mini-Funk 6 | 160-Mini-Jungle 02 |
| 095-Mini-Funky 03 | 100-Mini-Pop 2 | 120-Mini-Pop 21 | 130-Mini-Funk 7 | 160-Mini-Jungle 03 |
| 095-Mini-Funky 04 | 100-Mini-Pop 3 | 120-Mini-Pop-Fill 1 | 130-Mini-Funk 8 | 160-Mini-Jungle 04 |
| 095-Mini-Funky 05 | 100-Mini-Pop 4 | 120-Mini-Pop-Fill 2 | 130-Mini-Motown 01 | 160-Mini-Jungle 05 |
| 095-Mini-Funky 06 | 100-Mini-Pop 5 | 120-Mini-Pop-Fill 3 | 130-Mini-Motown 02 | 160-Mini-Jungle 06 |
| 095-Mini-Funky 07 | 100-Mini-Pop 6 | 120-Mini-Pop-Fill 4 | 130-Mini-Motown 03 | 160-Mini-Jungle 07 |
| 095-Mini-Funky 08 | 100-Mini-Pop-Fill 1 | | 130-Mini-Motown 04 | 160-Mini-Jungle 08 |
| 095-Mini-Funky 09 | 100-Mini-Pop-Fill 2 | | 130-Mini-Motown 05 | 160-Mini-Jungle 09 |
| 095-Mini-Funky 10 | 100-Mini-Pop-Fill 3 | | 130-Mini-Motown 06 | 160-Mini-Jungle 10 |
| 095-Mini-Funky 11 | 100-Mini-Pop-Fill 4 | | 130-Mini-Motown 07 | 160-Mini-Jungle 11 |
| 095-Mini-Funky-Break 1 | 100-Mini-Reggae 1 | | 130-Mini-Motown 08 | 160-Mini-Jungle 12 |
| 095-Mini-Funky-Break 2 | 100-Mini-Reggae 2 | | 130-Mini-Motown 10 | 160-Mini-Jungle 13 |
| 095-Mini-Funky-Fill | 100-Mini-Reggae 3 | | 130-Mini-Motown 11 | 160-Mini-Jungle 14 |
| 095-Mini-HipHop 01 | 100-Mini-Reggae 4 | | 130-Mini-Motown 12 | 160-Mini-Jungle 15 |
| 095-Mini-HipHop 02 | 100-Mini-Reggae 5 | | 130-Mini-Motown-Fill 1 | 160-Mini-Jungle 16 |
| 095-Mini-HipHop 03 | 100-Mini-Reggae 6 | | 130-Mini-Motown-Fill 2 | 160-Mini-Jungle 17 |
| 095-Mini-HipHop 04 | 100-Mini-Reggae 7 | | 130-Mini-Motown-Fill 3 | 160-Mini-Jungle 18 |
| 095-Mini-HipHop 05 | 100-Mini-Reggae 8 | | 130-Mini-Motown-Fill 4 | 160-Mini-Jungle-Fill 01 |
| 095-Mini-HipHop 06 | 100-Mini-Reggae 9 | | 130-Mini-Motown-Fill 5 | 160-Mini-Jungle-Fill 02 |
| 095-Mini-HipHop 07 | 100-Mini-Reggae-Fill 1 | | 130-Mini-Motown-Fill 6 | 160-Mini-Jungle-Fill 04 |
| 095-Mini-HipHop 08 | 100-Mini-Reggae-Fill 2 | | 130-Mini-Motown-Fill 7 | 160-Mini-Jungle-Fill 06 |
| 095-Mini-HipHop 09 | 100-Mini-Reggae-Fill 3 | | 130-Mini-Motown-Fill 8 | 160-Mini-Jungle-Fill 07 |
| 095-Mini-HipHop 10 | 100-Mini-Reggae-Fill 4 | | 130-Mini-Motown-Fill 9 | 160-Mini-Jungle-Fill 08 |
| 095-Mini-HipHop 11 | 100-Mini-Rock 01 | | 130-Mini-Rock-Funk 1 | 160-Mini-Jungle-Fill 09 |
| 095-Mini-HipHop 12 | 100-Mini-Rock 02 | | 130-Mini-Rock-Funk 2 | 160-Mini-Jungle-Fill 10 |
| 095-Mini-HipHop 13 | 100-Mini-Rock 03 | | 130-Mini-Rock-Funk 3 | |
| 095-Mini-HipHop 14 | 100-Mini-Rock 04 | | 130-Mini-Rock-Funk 4 | |
| 095-Mini-HipHop 15 | 100-Mini-Rock 05 | | 130-Mini-Rock-Funk 5 | |
| 095-Mini-HipHop 16 | 100-Mini-Rock 06 | | 130-Mini-Rock-Funk 6 | |
| 095-Mini-HipHop 17 | 100-Mini-Rock 07 | | 130-Mini-Rock-Funk 7 | |
| 095-Mini-HipHop 18 | 100-Mini-Rock 08 | | 130-Mini-Rock-Funk 8 | |
| 095-Mini-HipHop 19 | 100-Mini-Rock 09 | | 130-Mini-Salsa 1 | |
| 095-Mini-HipHop 20 | 100-Mini-Rock 10 | | 130-Mini-Salsa 2 | |
| 095-Mini-HipHop 21 | 100-Mini-Rock 11 | | 130-Mini-Salsa 3 | |
| 095-Mini-HipHop 22 | 100-Mini-Rock 12 | | 130-Mini-Salsa 4 | |
| 095-Mini-HipHop-Fill 1 | 100-Mini-Rock 13 | | 130-Mini-Salsa 5 | |
| 095-Mini-HipHop-Fill 2 | 100-Mini-Rock 14 | | 130-Mini-Salsa 6 | |
| 095-Mini-HipHop-Fill 3 | 100-Mini-Rock 15 | | 130-Mini-Salsa-Fill 1 | |
| 095-Mini-HipHop-Fill 4 | 100-Mini-Rock 16 | | 130-Mini-Salsa-Fill 2 | |
| 095-Mini-HipHop-Fill 5 | 100-Mini-Rock-Fill 1 | | 130-Mini-Salsa-Fill 3 | |
| | 100-Mini-Rock-Fill 2 | | | |

Preset List [Acoustic]

Rock Drummer

- 080 - Reggae-Slow Rock
- 080-Cheap-Reggae 1
- 080-Cheap-Reggae 2
- 080-Cheap-Reggae 3
- 080-Cheap-Reggae 4
- 080-Cheap-Reggae-Fill 1
- 080-Cheap-Reggae-Fill 2
- 080-Cheap-Reggae-Fill 3
- 080-Cheap-Slow Rock 1
- 080-Cheap-Slow Rock 2
- 080-Cheap-Slow Rock 3
- 080-Cheap-Slow Rock 4
- 080-Cheap-Slow Rock 5
- 080-Cheap-Slow Rock 6
- 080-Cheap-Slow Rock 7
- 080-Cheap-Slow Rock 8
- 080-Cheap-Slow Rock 9
- 080-Cheap-Slow Rock-Fill
- 095 - Funk
- 095-Cheap 01
- 095-Cheap 02
- 095-Cheap 03
- 095-Cheap 05
- 095-Cheap 06
- 095-Cheap 07
- 095-Cheap 08
- 095-Cheap 09
- 095-Cheap 10
- 095-Cheap 11
- 095-Cheap-Fill 1
- 095-Cheap-Fill 2
- 095-Cheap-Fill 3
- 096 - Ragga
- 096-Cheap Ragga 1
- 096-Cheap Ragga 2
- 096-Cheap Ragga 3
- 096-Cheap Ragga 4
- 096-Cheap Ragga 5
- 096-Cheap Ragga 6
- 096-Cheap Ragga 7
- 096-Cheap Ragga-Fill 1
- 096-Cheap Ragga-Fill 2
- 096-Cheap Ragga-Fill 3

- 100 - Misc
- 100-Cheap 01
- 100-Cheap 02
- 100-Cheap 03
- 100-Cheap 04
- 100-Cheap 05
- 100-Cheap 06
- 100-Cheap 07
- 100-Cheap 08
- 100-Cheap 09
- 100-Cheap 10
- 100-Cheap 11
- 100-Cheap 12
- 100-Cheap 13
- 100-Cheap 14
- 100-Cheap 15
- 100-Cheap 16
- 100-Cheap-Fill 1
- 100-Cheap-Fill 2
- 100-Cheap-Fill 3
- 100-Cheap-Fill 4
- 100-Cheap-Fill 5
- 100-Cheap-Fill 6
- 100-Cheap-Fill 7
- 100-Cheap-Fill 8
- 106 - Ragga
- 106-Cheap Ragga 01
- 106-Cheap Ragga 02
- 106-Cheap Ragga 03
- 106-Cheap Ragga 04
- 106-Cheap Ragga 05
- 106-Cheap Ragga 06
- 106-Cheap Ragga 07
- 106-Cheap Ragga 08
- 106-Cheap Ragga 09
- 106-Cheap Ragga 10
- 120 - Rock and co
- 120-Cheap 01
- 120-Cheap 02
- 120-Cheap 03
- 120-Cheap 04
- 120-Cheap 05
- 120-Cheap 06
- 120-Cheap 07
- 120-Cheap 08
- 120-Cheap 09
- 120-Cheap 10
- 120-Cheap 11
- 120-Cheap 12
- 120-Cheap-Fill 1
- 120-Cheap-Fill 2
- 120-Cheap-Fill 3
- 120-Cheap-Fill 4
- 120-Cheap-Fill 5
- 120-Cheap-Fill 6
- 120-Cheap-Fill 7

- 130 - Disco
- 130-Cheap 01
- 130-Cheap 02
- 130-Cheap 03
- 130-Cheap 04
- 130-Cheap 05
- 130-Cheap 06
- 130-Cheap 07
- 130-Cheap 08
- 130-Cheap 09
- 130-Cheap 10
- 130-Cheap 11
- 130-Cheap-Fill 1
- 130-Cheap-Fill 2
- 130-Cheap-Fill 3
- 130-Cheap-Fill 4
- 130-Cheap-Fill 5
- 130-Cheap-Fill 6
- 130-Cheap-Fill 7
- 130-Cheap-Fill 8
- 130-Cheap-Fill 9
- 140 - Misc Pop
- 140-Cheap 01
- 140-Cheap 02
- 140-Cheap 03
- 140-Cheap 04
- 140-Cheap 05
- 140-Cheap 06
- 140-Cheap 07
- 140-Cheap 08
- 140-Cheap 09
- 140-Cheap 10
- 140-Cheap 11
- 140-Cheap 12
- 140-Cheap 13
- 140-Cheap 14
- 140-Cheap 15
- 140-Cheap 16
- 140-Cheap-Fill
- 160 - Jungle
- 160-Cheap 01
- 160-Cheap 02
- 160-Cheap 03
- 160-Cheap 04
- 160-Cheap 05
- 160-Cheap 06
- 160-Cheap 07
- 160-Cheap 08
- 160-Cheap 09
- 160-Cheap 10
- 160-Cheap 11
- 160-Cheap 12
- 160-Cheap 13
- 160-Cheap 14
- 160-Cheap-Fill 1
- 160-Cheap-Fill 2
- 160-Cheap-Fill 3
- 160-Cheap-Fill 4
- 160-Cheap-Fill 5
- 160-Cheap-Fill 6

Mini Drum Kit



China, ca.2000
Plastic and metal

Rock Drummer



Italy, ca.2005
Plastic and metal

Preset List [Acoustic]

07 Baby Percussions

Loops & Phrases:

- 080 BPM
- 080-Egg Shaker 1
 - 080-Egg Shaker 2
 - 080-Egg Shaker 3
 - 080-Rattle Shaker 1
 - 080-Rattle Shaker 2
 - 080-Rattle Shaker 3
 - 080-Tambourine 1-1
 - 080-Tambourine 1-2
 - 080-Tambourine 1-3
 - 080-Tambourine 1-4
 - 080-Tambourine 1-5
 - 080-Tambourine 2-1
 - 080-Tambourine 2-2
 - 080-Triangle 1
 - 080-Triangle 2
 - 080-Triangle 3
 - 080-WristBells
- 095 BPM
- 095-Egg Shaker 1
 - 095-Egg Shaker 2
 - 095-Egg Shaker 3
 - 095-Rattle Shaker 1
 - 095-Rattle Shaker 2
 - 095-Rattle Shaker 3
 - 095-Rattle Shaker 4
 - 095-Rattle Shaker 5
 - 095-Rattle Shaker 6
 - 095-Tambourine 1-1
 - 095-Tambourine 1-2
 - 095-Tambourine 1-3
 - 095-Tambourine 1-4
 - 095-Tambourine 2-1
 - 095-Tambourine 2-2
 - 095-Tambourine 2-3
 - 095-Tambourine 2-4
 - 095-Tambourine 2-5
 - 095-Tambourine 2-6
 - 095-Triangle 1
 - 095-Triangle 2
 - 095-Triangle 3
 - 095-Triangle 4
 - 095-WristBells
- 100 BPM
- 100-Tambourine 1-1
 - 100-Tambourine 1-2
 - 100-Tambourine 1-3
 - 100-Tambourine 1-4
 - 100-Tambourine 2-1
 - 100-Tambourine 2-2
 - 100-Tambourine 2-3
 - 100-Tambourine 2-4
 - 100-Tambourine 2-5
 - 100-Tambourine 2-6
 - 100-Tambourine 2-7
 - 100-Triangle 1
 - 100-Triangle 2
 - 100-Triangle 3
 - 100-Triangle 4
 - 100-Triangle 5
 - 100-WristBells 1
 - 100-WristBells 2
 - 100-WristBells 3
- 106 BPM
- 106-WristBells 1
 - 106-WristBells 2
- 120 BPM
- 120-Egg Shaker 1
 - 120-Egg Shaker 2
 - 120-Egg Shaker 3
 - 120-Tambourine 1-1
 - 120-Tambourine 1-2
 - 120-Tambourine 1-3
 - 120-Tambourine 2-1
 - 120-Tambourine 2-2
 - 120-Tambourine 2-3
 - 120-Triangle 1
 - 120-Triangle 2
 - 120-Triangle 3
 - 120-Triangle 4
 - 120-Triangle 5
 - 120-Triangle 6
- 130 BPM
- 130-Egg Shaker 1
 - 130-Egg Shaker 2
 - 130-Tambourine 1-1
 - 130-Tambourine 1-2
 - 130-Tambourine 1-3
 - 130-Tambourine 2-1
 - 130-Tambourine 2-2
 - 130-Tambourine 2-3
 - 130-Tambourine 2-4
 - 130-Triangle 01
 - 130-Triangle 02
 - 130-Triangle 03
 - 130-Triangle 04
 - 130-Triangle 05
 - 130-Triangle 06
 - 130-Triangle 07
 - 130-Triangle 08
 - 130-Triangle 09
 - 130-Triangle 10
 - 130-Triangle 11
- 160 BPM
- 160-Egg Shaker 1
 - 160-Egg Shaker 2
 - 160-Egg Shaker 3
 - 160-Tambourine 1-1
 - 160-Tambourine 1-2
 - 160-Tambourine 1-3
 - 160-Tambourine 2-1
 - 160-Tambourine 2-2
 - 160-Triangle

Castanets



Belgium, ca.2000
Plastic and woven nylon

Claves



Belgium, ca.2000
Wooden claves

Cymbals



Belgium, ca.2000
Metal and woven nylon

Egg Shaker



Belgium, ca.2000
Plastic egg-shaped shaker with plastic beads
Layers - Key Switch
Egg A - C1
Egg B - D1

Finger Cymbals



Belgium, ca.2000
Metal and woven nylon

Jingle Stick



Belgium, ca.2000
Wood and metal

Large Rain Stick



France, ca 1950
Carved wood
Layers - Key Switch
Jeu No.1 - C1
Jeu No.2 - D1
Jeu No.3 - E1

Large Rain Tambour



France, ca 1950
Wood and metal
Layers - Key Switch
Plastic - C1
Stick - D1
Sweep - E1
Wood - F1
Variation No.1 - G1
Variation No.2 - A1
Variation No.3 - B1

Maracas



Belgium, ca.2000
Wooden maracas, possibly plastic beads

Marching Band



United States, ca.1990
Plastic and metal
Layers - Key Switch
Cymbal - C1
Shaker - D1
Snare - E1
Tambourine - F1

Paddle Pong



Unknown, ca.1990
Plastic
Layers - Key Switch
Normal - C1
Menu - D1
Tone - E1

Preset List [Acoustic]

Plastic Trumpets



Unknown, ca.1990
Plastic
Layers - Key Switch
Trumpet No.1 - C1
Trumpet No.2 - D1

Portuguese Band



Portugal, ca.1950
Wood, metal, felt and hay

Pyramid Shaker



Belgium, ca.2000
Plastic pyramidal shaker with plastic beads

Rainstick



Carved wood

Rattle 1



France, ca.2000
Plastic

Rattle 2



France, ca.2000
Plastic

Rattle Shaker



France, ca.2000
Plastic rattle maracas with plastic beads

Red Hammer



United States, 1940
Painted metal

Skin Shaker



France, ca.1990
Metal and skin

Small Rain Stick



France, ca 1950
Carved wood
Layers - Key Switch
Jeu No.1 - C1
Jeu No.2 - D1
Jeu No.3 - E1

Small Rain Tambour



France, ca 1950
Wood and metal
Layers - Key Switch
Plastic - C1
Stick - D1
Sweep - E1
Wood - F1
Variation No.1 - G1
Variation No.2 - A1
Variation No.3 - B1

Tambourine



Belgium, ca.1990
Wood, skin and metal

Triangle



Belgium, ca.1990
Metal and rubber

Tube Shaker



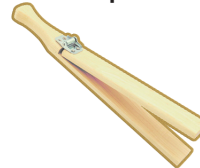
Belgium, ca.1990
Wooden shaker with possibly plastic beads

Wood Clap 1



Finland, ca.1980
Wood and rope

Wood Clap 2




Finland, ca.1980
Wood and rope

Wood Click 1



Finland, ca.1980
Wood and rope
Layers - Key Switch
Jeu No.1 - C1
Jeu No.2 - D1
Jeu No.3 - E1
Jeu No.4 - F1

Wood Click 2



Finland, ca.1980
Wood and rope
Layers - Key Switch
Jeu No.1 - C1
Jeu No.2 - D1
Jeu No.3 - E1
Jeu No.4 - F1

Wrist Bells



Belgium, ca.2000
Metal and woven nylon

Preset List [Acoustic]

08 Melodicas and co.

Basic Melodica



Germany, ca.1960
Plastic

Classic Harmonica



Germany, ca.1970
Most famous German harmonica

Classic Melodica



Germany, ca.1960
Plastic

Italian Melodica



Italy, ca.1960
Plastic

Keymonica



Puzzling cross between a harmonica and a small accordion keyboard

Keyring Harmonica



Smallest harmonica possible

Marching Band Harmonica



United States, ca.1990
Plastic and metal

Mini Accordion



Unknown
Printed paper and plastic

Old Melodica



Germany, ca.1960
Plastic

Red Accordion



Austria, 1947
Printed paper, plastic and metal

Red Melodica



Ca.1960
Plastic

Trapper Accordion



United States, ca.1950
Wood and metal

Preset List [Acoustic]

09 Blow Toys

Funny Flutes

Free Reed Flute 1



Flute sounding like a harmonica
Wood and metal

Free Reed Flute 2



Czechoslovakia, 1950
Wood and metal

Hammer Flute




United States, ca.1960
Plastic
Layers - Key Switch
Short - C1
Long - D1
Hammer - E1

Modular Flute



United States, ca.1960
DIY plastic flute with many
assembling options
Layers - Key Switch
Flute No.1 - C1
Flute No.2 - D1
Kazoo - E1
Slides - F1
Staccato G1

Pipe



Unknown
Plastic
Layers - Key Switch
Jeu No.1 - C1
Jeu No.2 - D1

Siren




Basic siren in plastic

Slide Flute



Unknown
Plastic

Toy Clarinet



United States, ca.1960
Plastic
Layers - Key Switch
Short - C1
Long - D1

Funny Horns

Bike Horn



Horn in plastic to be
attached to the handlebar

Loops & Phrases:
110-B-Bike Horn -I
Presets:
Bike Horn - Releases
Bike Horn 1
Bike Horn 2

Free Reed Trumpet



Trumpet in copper sounding
like a harmonica

Layers - Key Switch
Normal - C1
Vib - D1

Mrs. Musquin's



Ca.1970
Plastic and metal
Layers - Key Switch
Menu - C1
Long - C#1
Short - D1
Stac - D#1

Old Car Horn



Rubber and metal

Serpentines



Plastic

Small Trumpet C#5



Painted metal
Layers - Key Switch
Normal - C1
Vib - D1

Preset List [Acoustic]

Rattle Whistles

Ancient Rattle Whistle



France and Italy, mainly XIXth century
Silver, gold, silver-gilt, nacre, quartz, ivory, coral, bone -

Green Whistle



France, ca.1950
Painted metal, porcelain

Plane Whistle



France, ca.1950
Painted metal, porcelain
Layers - Key Switch
Elephant - C1
Plane - D1

Sleeping Ogre



France, ca.1930
Painted sheet metal

Recorders

Red Recorder



Carved painted wood

School Recorder



France, ca.1990
Plastic
Layers - Key Switch
Sustain - C1
Staccato - D1
Free - E1

Whistles

Plastic Slide Whistle



France, ca.1990
Plastic
Layers - Key Switch
Norm - C1
FXs - D1

Punch Whistles



France, ca.1900
Painted sheet metal

Rooster Whistle



Japan
Painted sheet metal.

Sputnik



France, ca.1957
Plastic
Layers - Key Switch
Horn - C1
Menu - D1

Steel Slide Whistle



France, ca.1990
Metal
Layers - Key Switch
Horn - C1
Menu - D1

Whistles



Plastic

Wood Slide Whistle



France, ca.1990
Painted wood, felt
Layers - Key Switch
Menu - C1
Tone - D1

Preset List [Acoustic]

10 Musical Gadgets

Loops & Phrases

Flex a Tone

- Flex a Tone 01 -p
- Flex a Tone 02 -p
- Flex a Tone 03 -p
- Flex a Tone 04 -p
- Flex a Tone 05 -p
- Flex a Tone 06 -p
- Flex a Tone 07 -p
- Flex a Tone 08 -p
- Flex a Tone 09 -p
- Flex a Tone 10 -p
- Flex a Tone 11 -p
- Flex a Tone 12 -p
- Flex a Tone 13 -p
- Flex a Tone 14 -p

The FingerMan
FingerMan-Fast
FingerMan-Slow

Top

- Top -p
- Triggered Trumpet
- F-Trig. Trumpet -p

Boom Whackers



France, ca.2000
Plastic

Clown Crickets



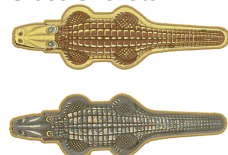
Printed metal foil

Coin Coin



Printed metal foil

Croco Crickets



Printed metal foil

Flex a Tone



France, ca.1960
Metal

- Layers - Key Switch
- Menu - C1
- Extended - D1

Giggle Stick



Unknown, ca.1990
Plastic

- Layers - Key Switch
- Tone - C1
- Duck - C#1
- FXs - D1

Pear-Shaped Thing



Plastic, metal

Plastic Bells



Plastic, metal

Sof' Sounds



United States, 1979
Printed plastic

- Layers - Key Switch
- Normal - C1
- Pizz Finger1 - C#1
- Pizz with Finger2 - D1
- Pizz with Hammer - D#1
- Staccato Loop - E1

The FingerMan



Unknown, ca.1940
Painted wood, metal

Top



Italy, ca.1990
Plastic and metal

- Layers - Key Switch
- Bell - C1
- Tourne - D1

Triggered Trumpet



Unknown, ca.1970
Printed paper, plastic and metal

- Layers - Key Switch
- Menu - C1
- Tone - D1

Wonder Loco



Unknown, ca.1970
Printed paper, plastic and metal

- Layers - Key Switch
- 1st - C1
- 2nd - C#1
- Double - D1
- Pizzicato Extd - D#1

Preset List [Acoustic]

11 Ancient Automates

Loops & Phrases

- Bear
- 098-Bear - Bell -l
- Bear 1 -p
- Bear 2 -p
- Bear 3 -p
- Black Bear
- 128-Black Bear -l
- Black Bear 1 -p
- Black Bear 2 -p
- Black Bear 3 -p
- Monkey
- 140-Monkey -l
- Panda
- 112-Panda -l
- 121-Panda -l
- Panda 1 -p
- Panda 2 -p
- Tiny Teddy
- 081-Tiny Teddy -l
- 109-Tiny Teddy -l
- 130-Tiny Teddy -l
- Tiny Teddy 1 -p
- Tiny Teddy 2 -p
- Tiny Teddy 3 -p
- White Cat
- 155-White Cat -l
- 157-White Cat -l
- White Cat -p

Bear



France, 1965/1970
Drag toy, painted wood, pasted printed paper, metal
 Layers - Key Switch
 Bell- C1
 Menu - D1

Panda



China, ca.1975
Automate, painted metal sheet

Black Bear



Ca. 1955/1965
Automate, plush, glass, plastic, metal
 Layers - Key Switch
 Bell- C1
 Phrases - D1

Tiny Teddy



United States, 1955
Drag toy, wood, printed paper, steel
 Layers - Key Switch
 Bell- C1
 Phrases - D1

Monkey



Ca. 1955/1965
Automate, plush, felt, plastic, metal

White Cat



France, 1950
Automate, wood, plush, cardboard

Preset List [Acoustic]

12 Kindergarten

Animal Boxes

All Animal Boxes - Menu



France, 1990 - 2008
Painted polystyrene, cardboard and plastic

Chicken Cuica



Unknown, ca.1990
Painted polystyrene and cardboard
Layers - Key Switch
Menu - C1
G-Extended - D1
A-Extended - E1

Moo Box (Bird)



France, ca.1990
Cardboard and plastic
Layers - Key Switch
Menu - C1
D-Extended - D1

Moo Box (Cow 1)



France, 2008
Cardboard and plastic
Layers - Key Switch
Menu - C1
G#-Extended - D1
F-Extended - E1

Moo Box (Cow 2)



France, ca.1990
Cardboard and plastic
Layers - Key Switch
Menu - C1
F#-Extended - D1

Moo Box (Seagull)



France, 2008
Cardboard and plastic
Layers - Key Switch
Menu - C1
C#-Extended - D1
D-Extended - E1

Moo Box (Sheep)



France, 2008
Cardboard and plastic
Layers - Key Switch
Menu - C1
A#-Extended - D1
F#-Extended - E1

Baby's Activites

Loops & Phrases:

Activity Center
114-Activity Center - Rattle -l
Activity Center - Rattle 1 -p
Activity Center - Rattle 2 -p
Activity Center - Roll 1 -p
Activity Center - Roll 2 -p
Butterfly
106-Butterfly - Rattle -l
111-Butterfly - Rattle -l
165-Butterfly - Rattle -l
Butterfly - Rattle 1 -p
Butterfly - Rattle 2 -p
Butterfly - Rattle 3 -p
Butterfly - Roll -p
Butterfly - Spring -p
Butterfly - Squeak -p
Play Center
114-Play Center - Rattle -l
Play Center - Rattle -p
Play Center - Roll -p
Play Center - Spring -p
Play Center - Squeak -p
Yellow Bearcub
098-Yellow Bearcub -l
132-Yellow Bearcub - Rattle -l
133-Yellow Bearcub - Rattle -l
Yellow Bearcub - Bell -p
Yellow Bearcub - Hand -p
Yellow Bearcub - Rattle 1 -p
Yellow Bearcub - Rattle 2 -p
Yellow Bearcub - Roll -p
Yellow Bearcub - Squeak -p

Activity Center




United States, 1977
First issue in 1973. Musical toy, plastic
Layers - Key Switch
Bell - C1
Menu - D1

Butterfly



France, 1980
Musical toy, plastic
Layers - Key Switch
Bell - C1
Squeak - D1

Play Center



Italy, 1981
Musical toy, plastic
Layers - Key Switch
Menu - C1
Bell - D1
Squeak - E1

Yellow Bearcub




United Kingdom, 1979
Musical toy, plastic
Layers - Key Switch
Menu - C1
Bell - D1
Squeak - E1

Preset List [Acoustic]

Rattles

Ancient Rattles



France and Italy, mainly XIXth century

Silver, gold, silver-gilt, nacre, quartz, ivory, coral, bone - 26 different instruments

Layers - Key Switch

Hit - C1
Long - D1

Big Rattle



Big wood rattle

Clown Rattle 1



Metal and wood

Clown Rattle 2



France, 1950
Lithography on metal foil

Layers - Key Switch

Menu - C1
Sifflet - D1

Green Whistle



France, ca.1950
Painted metal, porcelain

Layers - Key Switch

Menu - C1
Shake - D1

Lots of Rattles



5 various wood rattles

Layers - Key Switch

Long - C1
Short - D1
Click - E1

Plane Whistle



France, ca.1950
Painted metal, porcelain

Layers - Key Switch

Elephant - C1
Plane - D1

Sleeping Ogre



France, ca.1930
Painted sheet metal

Roly-Poly

Loops & Phrases

106-Bear Cub -l
106-Bear in Overalls -l
106-Blonde Girl -l
106-Blue Lad -l
106-Blue Lady -l
106-Brown Bear -l
106-Cat -l
106-Clown -l
106-Elephant -l
106-Fox -l
106-Hound -l
106-Old Clown -l
106-Panda -l
106-Pelican -l
106-Pink Mouse -l
106-Red Mouse -l
106-Sailor Duck -l
106-Scarved Seal -l
106-Snow Man -l
106-Tomcat -l
106-Winking Boy -l
106-Yellow Duck -l
106-Young Pig -l
Bear Cub -p
Bear in Overalls -p
Blonde Girl -p
Blue Lad -p
Blue Lady -p
Brown Bear -p
Cat -p
Clown -p
Elephant -p
Fox -p
Hound -p
Old Clown -p
Panda -p
Pelican -p
Pink Mouse -p
Red Mouse -p
Sailor Duck -p
Scarved Seal -p
Snow Man -p
Tomcat -p
Winking Boy -p
Yellow Duck -p
Young Pig -p

Roly-Poly Toys



France, U.S., Italy, Japan, 1950 to 1985 - Plastic or celluloid - 23 different instruments

Layers - Key Switch

Fast - C1
Medium - D1
Slow - E1

Preset List [Electric]

Children

Animambo



A small toy keyboard with four different sounds

Animambo - Organ
Animambo - Piano
Animambo - Sax
Animambo - Xylo

DJ-One



Large, bundle version of the Rap One

DJ One - Bass
DJ One - Bass Overdrive
DJ One - Come On Yo
DJ One - Give Me A Beat
DJ One - Scratch
DJ One - Uh
DJ One - Whoo

Elektronik Orgel



Just another We-try-to-do-a-cool-soundtoy! Don't expect anything else from Hong Kong toy factories

Layers - Key Switch
Sustain Normal - CO
Sustain Vibrato - DO

Japanese



**1968
Sing your song and play along!**

Kaptain



**1977
Kome on kidz, you can be az kool az Kaptain Kool**

Kaptain - Bass
Layers - Key Switch
Sustain Bass - CO
Sustain Bass Vibrato - DO
Kaptain - Bass w Brilliance
Layers - Key Switch
Sustain Bass Brilliance - CO
Sustain Bass Brilliance Vibrato - DO

Kaptain - Treble Normal
Layers - Key Switch
Sustain Treble - CO
Sustain Treble Vibrato - DO
Kaptain - Treble w Brilliance
Layers - Key Switch
Sustain Treble Brilliance - CO
Sustain Treble Brilliance Vibrato - DO

Lil



**1983
Big plastic for lil' sound**

Lil - Flute
Lil - Harpsichord
Lil - Organ
Lil - Piano

Melodie



**1922
Simple tunes from a German company that distributed the cheapest Hong Kong stuff**

Loops & Phrases:
Melodie - 4 Beat -I
Melodie - Beguine -I
Melodie - Disco -I
Melodie - March -I
Melodie - Rhumba -I
Melodie - Swing -I
Melodie - Tango -I
Melodie - Waltz -I
Presets:
Melodie - Drumkit
Melodie - Organ
Melodie - Piano

Pinky



**1984
Another girls toy--there are so many in Japan**

Symphonic



**1978
Wonderful keys and harmonic sound--a true classic for Christmas!**

Layers - Key Switch
Normal - CO
Pizzicato - DO

Ultraman



**1999
This promotional gift is extremely rare and wasn't available in store**

Loops & Phrases:
Ultraman - 2-4 -I
Ultraman - 3-4 -I
Ultraman - 4-4 -I
Presets:
Ultraman - Drumkit
Ultraman - Tone 1
Ultraman - Tone 2
Ultraman - Tone 3
Ultraman - Tone 4
Ultraman - Tone 5

Yellow One



**1992
You don't need anything but this complex plastic studio**

Loops & Phrases:
Yellow One - 8 Beats -I
Yellow One - Ballad -I
Yellow One - Disco -I
Yellow One - March -I
Yellow One - Pop 1 -I
Yellow One - Pop 2 -I
Yellow One - Rhumba -I
Yellow One - Waltz -I
Presets:
Yellow One - Drumkit
Yellow One - FX1
Yellow One - FX2
Yellow One - FX3
Yellow One - Organ
Yellow One - Piano
Yellow One - Violon

Yuhojin



A toy keyboard with animal sounds, instruments and drums

Loops & Phrases:
Yuhojin-Loop-MS-01
Yuhojin-Loop-MS-02
Yuhojin-Loop-MS-03
Yuhojin-Loop-MS-04
Yuhojin-Loop-MS-05
Yuhojin-Loop-MS-06
Yuhojin-Loop-MS-07
Yuhojin-Loop-MS-08
Presets:
Yuhojin - Animals
Yuhojin - Drumkit
Yuhojin - Preset 1
Yuhojin - Preset 2
Yuhojin - Preset 3
Yuhojin - Preset 4
Yuhojin - Preset 5
Yuhojin - Preset 6
Yuhojin - Preset 7
Yuhojin - Preset 8
Yuhojin - Songs

TOY SUITE



Preset List [Electric]

Developed

A One



A really kicking beatbox in a very Japanese style

Loops & Phrases:

- A One - Beguine -I
- A One - Bossanova -I
- A One - Bossanova Rock -I
- A One - March -I
- A One - Rock -I
- A One - Swing -I
- A One - Waltz -I
- A One - Waltz Rock -I

Presets:

- A One - Drumkit
- A One - Normal
 - Layers - Key Switch
 - Sustain Normal - C0
 - Sustain Normal Vibrato - D0
- A One - Normal Brilliance
 - Layers - Key Switch
 - Sustain Brilliance - C0
 - Sustain Brilliance Vibrato - D0
- A One - Overdrive
 - Layers - Key Switch
 - Sustain Overdrive - C0
 - Sustain Overdrive Vibrato - D0
- A One - Overdrive Brilliance
 - Layers - Key Switch
 - Sustain Overdrive Brilliance - C0
 - Sustain Overdrive Brilliance Vibrato - D0

Chord Machine



A tape synthesizer with radio and instrument

Loops & Phrases:

- Binaire-01
- Binaire-02
- Binaire-03
- Binaire-04
- Ternaire-01
- Ternaire-02
- Ternaire-03
- Ternaire-04

Presets:

- Chord Machine - Chords
 - Layers - Key Switch
 - Solo Chord Major - C1
 - Solo Chord Mainor - C#1
 - Solo Chord 7th - D1
 - Solo Chord Maj7 - E1
 - Solo Chord Sus4 - F1
 - Solo Chord Aug - F#1
 - Solo Chord Dim - G1
 - Solo Chord m6 - G#1
- Chord Machine - Drumkit
- Chord Machine - Synth

CK200



A tape machine with a keyboard producing synth and drum sounds

Loops & Phrases:

- 4Beat
- Beguine
- BossaNova
- March
- Rhumba
- Rock1
- Rock2
- Samba
- Swing
- Waltz

Presets:

- CK200 - Drumkit
- CK200-Fantasy
- CK200-Flute
- CK200-Piano
- CK200-Violin

CK500



A vintage synth with a tape mode producing different instruments, chords and drums

Loops & Phrases:

- 16Beat-01
- 16Beat-02
- Beguine-01
- Beguine-02
- BossaNova-01
- BossaNova-02
- Disco-01
- Disco-02
- LatinSwing-01
- LatinSwing-02
- Pops-01
- Pops-02
- Rock-01
- Rock-02
- Samba-01
- Samba-02
- SlowRock-01
- SlowRock-02
- Swing-01
- Swing-02
- Tango-01
- Tango-02
- Waltz-01
- Waltz-02

Presets:

- CK500 - Drumkit
- CK500 - Chords
 - Layers - Key Switch
 - Bass I Chord I - C-1
 - Bass I Chord II - C#-1
 - Bass I Chord III - D-1
 - Bass II Chord I - D#-1
 - Bass II Chord III - E-1
 - Bass II Chord IV - F-1
 - Bass III Chord I - F#-1
 - Bass III Chord II - G-1
 - Bass III Chord III - G#-1
 - Bass IV Chord I - A-1
 - Bass IV Chord II - A#-1
 - Bass IV Chord IV - B-1
- CK500 - Clarinet
- CK500 - Cosmic Tone
- CK500 - Electric Piano
- CK500 - Fingered Chords
 - Layers - Key Switch
 - Bass I Chord I - C-1
 - Bass I Chord III - C#-1
 - Bass I Chord IV - D-1
 - Bass II Chord I - D#-1
 - Bass II Chord II - E-1
 - Bass II Chord III - F-1
 - Bass III Chord I - F#-1
 - Bass III Chord III - G-1
 - Bass III Chord IV - G#-1
 - Bass IV Chord I - A-1
 - Bass IV Chord II - A#-1
 - Bass IV Chord III - B-1

- CK500 - Flute
- CK500 - Funny
- CK500 - Harpsichord
- CK500 - Horn
- CK500 - Organ
- CK500 - Piano
- CK500 - Pipe Organ
- CK500 - Trumpet
- CK500 - Vibraphone

Computer Play



1978

A very rare machine with a hard to describe tremolo sound

- Layers - Key Switch
- Sustain OrganI - C0
- Sustain Organ Vibrato - D0

Inter Keyboard



1955

FM keyboard powered by a very famous and widely spread soundchip

Loops & Phrases:

Accompaniments:

- Inter Keyboard - Big Band - A-I
- Inter Keyboard - Big Band - A#-I
- Inter Keyboard - Big Band - B-I
- Inter Keyboard - Big Band - C-I
- Inter Keyboard - Big Band - C#-I
- Inter Keyboard - Big Band - D-I
- Inter Keyboard - Big Band - D#-I
- Inter Keyboard - Big Band - E-I
- Inter Keyboard - Big Band - F-I
- Inter Keyboard - Big Band - F#-I
- Inter Keyboard - Big Band - G-I
- Inter Keyboard - Big Band - G#-I
- Inter Keyboard - Disco - A-I
- Inter Keyboard - Disco - A#-I
- Inter Keyboard - Disco - B-I
- Inter Keyboard - Disco - C-I
- Inter Keyboard - Disco - C#-I
- Inter Keyboard - Disco - D-I
- Inter Keyboard - Disco - D#-I
- Inter Keyboard - Disco - E-I
- Inter Keyboard - Disco - F-I
- Inter Keyboard - Disco - F#-I
- Inter Keyboard - Disco - G-I
- Inter Keyboard - Disco - G#-I
- Inter Keyboard - Funk - A-I
- Inter Keyboard - Funk - A#-I
- Inter Keyboard - Funk - B-I
- Inter Keyboard - Funk - C-I
- Inter Keyboard - Funk - C#-I
- Inter Keyboard - Funk - D-I
- Inter Keyboard - Funk - D#-I

- Inter Keyboard - Funk - E-I
- Inter Keyboard - Funk - F-I
- Inter Keyboard - Funk - F#-I
- Inter Keyboard - Funk - G-I
- Inter Keyboard - Funk - G#-I

Loops:

- Inter Keyboard - 8 Beats -I
- Inter Keyboard - 16 Beats -I
- Inter Keyboard - Big Band -I
- Inter Keyboard - Boogie Woogie -I
- Inter Keyboard - Bossanova -I
- Inter Keyboard - Country -I
- Inter Keyboard - Disco -I
- Inter Keyboard - Funk -I
- Inter Keyboard - Hard Rock -I
- Inter Keyboard - Jazz Waltz -I
- Inter Keyboard - March -I
- Inter Keyboard - Pop Rock -I
- Inter Keyboard - Pops -I
- Inter Keyboard - Reggae -I
- Inter Keyboard - Rhumba -I
- Inter Keyboard - Rhythm & Blues -I
- Inter Keyboard - Rock & Roll -I
- Inter Keyboard - Rock a Ballad -I
- Inter Keyboard - Salsa -I
- Inter Keyboard - Samba -I
- Inter Keyboard - Shuffle -I
- Inter Keyboard - Slow Rock -I
- Inter Keyboard - Swing -I
- Inter Keyboard - Tango -I
- Inter Keyboard - Waltz -I

Presets:

- Inter Keyboard - 120 - Accompagnement 1
- Inter Keyboard - 120 - Accompagnement 2
- Inter Keyboard - 120 - Accompagnement 3
- Inter Keyboard - 120 Disco
- Inter Keyboard - 120 Funk
- Inter Keyboard - Brass Ensemble
- Inter Keyboard - Clarinet
- Inter Keyboard - Cowbell
- Inter Keyboard - EPiano & Oboe
- Inter Keyboard - Ghost
- Inter Keyboard - Guitar
- Inter Keyboard - Harpsichord & Jazz Organ
- Inter Keyboard - Harpsichord
- Inter Keyboard - Human Voice 1
- Inter Keyboard - Human Voice 2
- Inter Keyboard - Human Voice 3
- Inter Keyboard - Jazz Organ
- Inter Keyboard - Oboe
- Inter Keyboard - Organ & Strings
- Inter Keyboard - Piano
- Inter Keyboard - Pipe Organ
- Inter Keyboard - Saxophone
- Inter Keyboard - Synth 1
- Inter Keyboard - Synth 2
- Inter Keyboard - Synth 3
- Inter Keyboard - Synth Brass
- Inter Keyboard - Telephone
- Inter Keyboard - Violin

Preset List [Electric]

Italian




1986
Best designed product for this brand, mostly known for real trash :)

Loops & Phrases:
 Italian - Disco-Rock -I
 Italian - Latin -I
 Italian - Slow Rock -I
 Italian - Swing -I
 Italian - Tango -I
 Italian - Waltz -I

Presets:
 Italian - Drumkit
 Italian - Clarinet
 Italian - Glockenspiel
 Italian - Harpsichord
 Italian - Organ
 Italian - Piano
 Italian - Violin

KX101



A tape machine with synth instruments, chords and drums

Loops & Phrases:
 Ballad
 BossaNova
 Disco1
 Disco2
 Enka
 Rock1
 Rock2
 Rock3
 Samba
 Swing
 Waltz

Presets:
 KX101 - Drumkit
 KX101 - Chords
 Layers - Key Switch
 Chord 6th - C-1
 Chord 7th- C#-1
 Chord aug - D-1
 Chord dim - D#-1
 Chord m7-5 - E-1
 Chord Maj - F-1
 Chord Maj7 - F#-1
 Chord min - G-1
 Chord min6 - G#-1
 Chord min7 - A-1
 Chord sus4 - A#-1
 KX101 - Clarinet
 Layers - Key Switch
 Clarinet Mono - C-1
 Clarinet Mono Unison - D-1
 Clarinet Stereo Unison - E-1

KX101 - Flute
 Layers - Key Switch
 Flute Mono - C-1
 Flute Mono Unison - D-1
 Flute Stereo Unison - E-1
 KX101 - Harpsichord
 Layers - Key Switch
 Harpsichord Mono - C-1
 Harpsichord Mono Unison - D-1
 Harpsichord Stereo Unison - E-1
 KX101 - Horn
 Layers - Key Switch
 Horn Mono - C-1
 Horn Mono Unison - D-1
 Horn Stereo Unison - E-1
 KX101 - Mellow
 Layers - Key Switch
 Mellow Mono - C-1
 Mellow Mono Unison - D-1
 Mellow Stereo Unison - E-1
 KX101 - Organ
 Layers - Key Switch
 Organ Mono - C-1
 Organ Mono Unison - D-1
 Organ Stereo Unison - E-1
 KX101 - Piano High
 Layers - Key Switch
 Piano High Mono - C-1
 Piano High Mono Unison - D-1
 Piano High Stereo Unison - E-1
 KX101 - Piano Low
 Layers - Key Switch
 Piano Low Mono - C-1
 Piano Low Mono Unison - D-1
 Piano Low Stereo Unison - E-1
 KX101 - Piano Medium
 Layers - Key Switch
 Piano Medium Mono - C-1
 Piano Medium Mono Unison - D-1
 Piano Medium Stereo Unison - E-1

MR990



A tape machine with three sounds of synthesizer and drum

Loops & Phrases:
 Loop-01
 Loop-02
 Loop-03
 Loop-04
 Presets:
 MR990 Sharp-Drum Kit
 MR990 Sharp - Synth I
 MR990 Sharp - Synth II
 MR990 Sharp - Synth III

MT Eighteen



1984
Yet another classic – with very pleasant sounds

Loops & Phrases:
 MT Eighteen - 16 Beats -I
 MT Eighteen - Beguine -I
 MT Eighteen - Bossa Nova -I
 MT Eighteen - Disco -I
 MT Eighteen - March -I
 MT Eighteen - Rock -I
 MT Eighteen - Samba -I
 MT Eighteen - Slow Rock -I
 MT Eighteen - Swing 2 Beat -I
 MT Eighteen - Swing 4 Beat -I
 MT Eighteen - Tango -I
 MT Eighteen - Waltz -I
 Presets:
 MT Eighteen - Drumkit
 MT Eighteen - Celesta
 MT Eighteen - Chords Menu
 MT Eighteen - Clarinet
 MT Eighteen - Flute
 MT Eighteen - Harpsichord
 MT Eighteen - Organ
 MT Eighteen - Piano
 MT Eighteen - Trumpet
 MT Eighteen - Violin

PCM Hundred



1988
Many many functions, but you'll need approximately 20 years to work it all out

Loops:
 PCM Hundred - Ballad A -I
 PCM Hundred - Ballad B -I
 PCM Hundred - Country A -I
 PCM Hundred - Country B -I
 PCM Hundred - Disco A -I
 PCM Hundred - Disco B -I
 PCM Hundred - Funk A -I
 PCM Hundred - Funk B -I
 PCM Hundred - Latin A -I
 PCM Hundred - Latin B -I
 PCM Hundred - March A -I
 PCM Hundred - March B -I
 PCM Hundred - Pop A -I
 PCM Hundred - Pop B -I
 PCM Hundred - Reggae A -I
 PCM Hundred - Reggae B -I
 PCM Hundred - Rock 'n Roll A -I
 PCM Hundred - Rock 'n Roll B -I
 PCM Hundred - Slow Rock A -I
 PCM Hundred - Slow Rock B -I
 PCM Hundred - Swing A -I
 PCM Hundred - Swing B -I
 PCM Hundred - User A -I
 PCM Hundred - User B -I
 PCM Hundred - Waltz A -I
 PCM Hundred - Waltz B -I

Preset:
 PCM Hundred - Drumkit
 PCM Hundred - Accordion
 PCM Hundred - Alien
 PCM Hundred - Andes Pipe
 PCM Hundred - Bagpipes
 PCM Hundred - Banjo
 PCM Hundred - Bass
 PCM Hundred - Bassoon
 PCM Hundred - Blues Guitar
 PCM Hundred - Brass
 PCM Hundred - Breath Pipe
 PCM Hundred - Clarinet
 PCM Hundred - Electric Bass
 PCM Hundred - Electric Piano 1
 PCM Hundred - Electric Piano 2
 PCM Hundred - Funk Bass
 PCM Hundred - Glockenspiel
 PCM Hundred - Guitar Strum
 PCM Hundred - Handbell
 PCM Hundred - Harmonica
 PCM Hundred - Harpsichord
 PCM Hundred - Horn
 PCM Hundred - Lead Guitar
 PCM Hundred - Live Piano
 PCM Hundred - Marimba
 PCM Hundred - Pan Pipes
 PCM Hundred - Piano

PCM Hundred - Plucked
 PCM Hundred - Rasp Bass
 PCM Hundred - Reverse Synth
 PCM Hundred - Rock Bass
 PCM Hundred - Rock Guitar
 PCM Hundred - Slap Bass
 PCM Hundred - Spanish Guitar
 PCM Hundred - Steel Drums
 PCM Hundred - Stick Bell
 PCM Hundred - Strings
 PCM Hundred - Synth Bass
 PCM Hundred - Synth Bell
 PCM Hundred - Synth Chime
 PCM Hundred - Synth Fuzz Solo
 PCM Hundred - Synth Fuzz
 PCM Hundred - Synth Lead
 PCM Hundred - Synth Piano
 PCM Hundred - Synth Pipe
 PCM Hundred - Synth Shimmer
 PCM Hundred - Synth Solo
 PCM Hundred - Synth Sweep
 PCM Hundred - Synth Wah
 PCM Hundred - Synth
 PCM Hundred - Synthi
 PCM Hundred - Synthonic
 PCM Hundred - Toy Piano
 PCM Hundred - Trombone
 PCM Hundred - Trumpet
 PCM Hundred - Tuba
 PCM Hundred - Vibraphone
 PCM Hundred - Violin
 PCM Hundred - Vocodex
 PCM Hundred - Xmas Chime

PortSound 10



1986
Another vocal based sample keyboard

PortSound 10 - Drumkit
 PortSound 10 - FX Menu
 PortSound 10 - Banjo
 PortSound 10 - Clarinet
 PortSound 10 - Human voice
 PortSound 10 - Piano
 PortSound 10 - Xylophone

Preset List [Electric]

Printer Keyboard



A synth that prints!

Loops & Phrases:

Bossa Nova-01
 Bossa Nova-02
 Disco-01
 Disco-02
 Rhumba-01
 Rhumba-02
 Samba-01
 Samba-02
 Swing-01
 Swing-02

Presets:

Printer Keyboard-Drumkit
 Printer Keyboard-Guitar
 Printer Keyboard-Organ
 Printer Keyboard-Vibraphone

PT Fifty



1983

Very special compact design with lots of features

Loops & Phrases:

PT Fifty - 16 Beats -I
 PT Fifty - Ballad -I
 PT Fifty - Beguine -I
 PT Fifty - Bossa - nova -I
 PT Fifty - Disco -I
 PT Fifty - Latin Rock -I
 PT Fifty - March -I
 PT Fifty - Rock -I
 PT Fifty - Rock Waltz -I
 PT Fifty - Rock'n'Roll -I
 PT Fifty - Samba -I
 PT Fifty - Slow Rock -I
 PT Fifty - Swing 2 Beat -I
 PT Fifty - Swing 4 Beat -I
 PT Fifty - Tango -I
 PT Fifty - Waltz -I

Presets:

PT Fifty - Drumkit
 PT Fifty - Bass
 PT Fifty - Celesta
 PT Fifty - Chords KS
 Layers - Key Switch
 Major - C2
 Dominant Seventh- C#2
 Minor - D2
 Minor Seventh - D#2
 Major Seventh - E2
 Major Sixth - F2
 Minor Sixth- F#2
 Suspended Fourth - G2
 Diminished - G#2
 PT Fifty - Clarinet
 PT Fifty - Flute
 PT Fifty - Harps
 PT Fifty - Organ
 PT Fifty - Piano
 PT Fifty - Trumpet
 PT Fifty - Violin

PT Seven



1983

Impossible to play, but impossible to ignore too!

Loops & Phrases:

PT Seven - Pop -I
 PT Seven - Rock -I
 PT Seven - Samba -I
 PT Seven - Slow Rock -I
 PT Seven - Swing -I
 PT Seven - Waltz -I

Presets:

PT Seven - Drumkit
 PT Seven - Accordion
 PT Seven - Clarinet
 PT Seven - Electric Piano
 PT Seven - Harp
 PT Seven - Organ
 PT Seven - Piano
 PT Seven - Pipe Organ

Preset List [Electric]

Drum & FX

Body



1984
Play with your entire body, rappin' with your friends in silly moves

Presets:
 Body - Drumkit
 Body - Menu

Disco Machine



1978
...that Kraftwerk used on "Computerwelt". If only Barry Gibb knew!...

Loops & Phrases:
 Disco Machine - Disco -I
 Disco Machine - Latin -I
 Disco Machine - Pop -I
 Presets:
 Disco Machine - Drumkit
 Disco Machine - Drum Tune
 Disco Machine - Notes

DRP One



1985
Bread and butter sounds in the pocket. Don't miss the hidden sample!

Loops & Phrases:
 DRP One - 1 -I
 DRP One - 2 -I
 DRP One - 3 -I
 DRP One - 4 -I
 DRP One - 5 -I
 DRP One - 6 -I
 DRP One - 7 -I
 DRP One - 8 -I
 Presets:
 DRP One - Drumkit

DRP Two



1986
You can't stop beating the red plastic, can you?

Loops & Phrases:
 DRP Two - 1 -I
 DRP Two - 2 -I
 DRP Two - 3 -I
 DRP Two - 4 -I
 Presets:
 DRP Two - Drumkit

FX Machine



1978
Terrible noise for girls and boys. Parents, beware of this monster synth...

FX Machine - Alien Attack
 FX Machine - Broken Radio
 FX Machine - Harmonica
 FX Machine - Insect UFO
 FX Machine - Space Organ

FX Phasor



1982
A toy with a big secret: a fully programmable synthesizer with 6 digital parameters

FX Phasor - FX Menu
 FX Phasor - Tone

Micro



1989
Holy noise-for those who can't play any instrument

Rap Ten



1988
Hard to find pocket-version of the Rap One, with cooler sounds but no keys

Loops & Phrases:
 Rap Ten - Beat 1 -I
 Rap Ten - Beat 2A -I
 Rap Ten - Beat 2B -I
 Rap Ten - Beat 3A -I
 Rap Ten - Beat 3B -I
 Rap Ten -C- Loop 1A -I
 Rap Ten -C- Loop 1B -I
 Rap Ten -C- Loop 1C -I
 Rap Ten -C- Loop 1D -I
 Rap Ten -C- Loop 2A -I
 Rap Ten -C- Loop 2B -I
 Rap Ten -C- Loop 2C -I
 Rap Ten -C- Loop 2D -I
 Rap Ten -C- Loop 3A -I
 Rap Ten -C- Loop 3B -I
 Rap Ten -C- Loop 3C -I
 Rap Ten -C- Loop 3D -I
 Rap Ten -C- Loop 4 -I
 Rap Ten -C- Loop 5 -I
 Rap Ten -C- Loop 6 -I
 Rap Ten -C- Loop 7A -I
 Rap Ten -C- Loop 7B -I

Presets:
 Rap Ten - Drumkit
 Rap Ten - Band Hit
 Rap Ten - Clap Your Hands
 Rap Ten - Scratch

Rock



1933
Killing beatbox

Loops & Phrases:
 Rock - Loop 1 -I
 Rock - Loop 2 -I
 Rock - Loop 3 -I
 Rock - Loop 4 -I
 Rock - Loop 5 -I
 Presets:
 Rock - Drumkit
 Rock - Loops Menu

Sound Guizmo



1980
Space age design and a cool bunch of knobs

Sound Guizmo - FX Menu
 Sound Guizmo - Tone Menu
 Sound Guizmo - Helicopter
 Sound Guizmo - Motor
 Sound Guizmo - Phaser
 Sound Guizmo - Siren
 Sound Guizmo - Tone
 Sound Guizmo - Train

Sticks



1987
Crush the ears of your parents with digital sounds from Hongkong hell!

Sticks 1 - Menu
 Sticks 2 - Drumkit
 Sticks 2 - Menu

Syn Drums



1982
Dark kicking thing
 Syn Drums - Drumkit
 Syn Drums - Menu

Preset List [Electric]

Mini Sampler

Melory



1987
Rare and strange sampling keyboard from Japan

Melory - Marimba A
 Melory - Marimba B
 Melory - Piano A
 Melory - Piano B
 Melory - Violin A
 Melory - Violin B
 Melory - Voice Aah
 Melory - Voice Doh

Rap One



1988
Realistic drums and fine late 80s sounds-the most untypical keyboard for the brand

Loops & Phrases:

Rap One - Beat 1 -I
 Rap One - Beat 2 -I
 Rap One - Beat 3 -I
 Rap One - Beat 4 -I
 Rap One - Beat 5 -I
 Rap One - Beat 6 -I
 Rap One - Beat 7 -I
 Rap One - Beat 8 -I
 Rap One - Beat 9 -I
 Rap One - Beat 10 -I
 Rap One - Beat 11 -I
 Rap One -C- Funk 1 -I
 Rap One -C- Funk 2 -I
 Rap One -C- Funk 3 -I
 Rap One -C- Heavy Rap -I
 Rap One -C- Hip-Hop 1 -I
 Rap One -C- Hip-Hop 2 -I
 Rap One -C- Hip-Hop 4 -I
 Rap One -C- Mellow Rap -I
 Rap One -C- Rap 1 -I
 Rap One -C- Rap 2 -I
 Rap One -C- Rock 1 -I
 Rap One -D- Funk 4 -I
 Rap One -D- House 1 -I
 Rap One -D- House 2 -I
 Rap One -D- House 3 -I
 Rap One -D- R&B -I
 Rap One -D#- Rock 2 -I
 Rap One -G- Hip-Hop 3 -I

Presets:

Rap One - Drumkit
 Rap One - Agogo
 Rap One - Ambulance
 Rap One - Band Hit Brass
 Rap One - Bells
 Rap One - Brass Ens
 Rap One - Church Bells
 Rap One - Echo Brass
 Rap One - Electric Bass
 Rap One - Electric Organ
 Rap One - Emergency Alarm
 Rap One - Flute
 Rap One - Gamelan
 Rap One - Metal Guitar
 Rap One - Orchestral Hit
 Rap One - Percussion
 Rap One - Piano
 Rap One - Sitar
 Rap One - Synth Lead
 Rap One - Synth Reed
 Rap One - Twinkle Echo
 Rap One - Vibraphone
 Rap One - Vocoder
 Rap One - Warm Strings
 Rap One - Waw Voice

SK One



1986
The first sampling keyboard for old kids and young adults

Instruments:

SK One - Brass Ens
 SK One - Flute
 SK One - Human Voice
 SK One - Jz Org
 SK One - Piano
 SK One - Pipe Organ
 SK One - Trumpet

New Samples:

SK One - B Vibes
 SK One - Caring Love
 SK One - Gaetan
 SK One - Rumbling Strings

SK Two



1986
A small vintage synthesizer with different sounds

SK Two-Clarinet
 SK Two-Electric Piano
 SK Two-Harpsichord
 SK Two-Oboe
 SK Two-Organ
 SK Two-Toy Piano
 SK Two-Vibraphon Long
 SK Two-Vibraphon Short
 SK Two-Violin

Voice Sampler



1986
Technically much better than the SK One, but with less success

Instruments:

Voice Sampler - Banjo
 Voice Sampler - Brass
 Voice Sampler - Clarinet
 Voice Sampler - Crystal
 Voice Sampler - Galaxy
 Voice Sampler - Harpsichord
 Voice Sampler - Jazz Organ
 Voice Sampler - Lazer
 Voice Sampler - Marimba
 Voice Sampler - Piano
 Voice Sampler - Strings 1
 Voice Sampler - Strings 2
 Voice Sampler - Vibes

New Samples:

Voice Sampler - B Vibes
 Voice Sampler - Caring Love
 Voice Sampler - Dah
 Voice Sampler - Dooh
 Voice Sampler - Long Strings
 Voice Sampler - String Loop
 Voice Sampler - Tensed Orchestra
 Voice Sampler - Whistle Sine

Preset List [Electric]


Musical Toys

Connection



1978
Same as the Sketch but bigger sound in a smaller case
Connection - Normal
Connection - Slide & More

Hot Key



1990
Funky Wah-function and heavenly programmed loops for any party

Loops & Phrases:

Bass

Hot Key -C- Bass Rock 1 -I
Hot Key -C- Bass Rock 2 -I
Hot Key -C- Bass Rock 3 -I
Hot Key -C- Bass Rock 4 -I
Hot Key -C- Bass Rock 5 -I
Hot Key -C- Bass Rock 6 -I
Hot Key -C- Bass Rock 7 -I
Hot Key -C- Bass Rock 8 -I
Hot Key -E- Bass Metal 1 -I
Hot Key -E- Bass Metal 2 -I
Hot Key -E- Bass Metal 3 -I
Hot Key -E- Bass Metal 4 -I
Hot Key -E- Bass Metal 5 -I
Hot Key -E- Bass Metal 6 -I
Hot Key -E- Bass Metal 7 -I
Hot Key -E- Bass Metal 8 -I
Hot Key -E- Bass Oldies 1 -I
Hot Key -E- Bass Oldies 2 -I
Hot Key -E- Bass Oldies 3 -I
Hot Key -E- Bass Oldies 4 -I
Hot Key -E- Bass Oldies 5 -I
Hot Key -E- Bass Oldies 6 -I
Hot Key -E- Bass Oldies 7 -I
Hot Key -E- Bass Oldies 8 -I

Funk

Hot Key -E- Funk 1 -I
Hot Key -E- Funk 2 -I
Hot Key -E- Funk 3 -I
Hot Key -E- Funk 4 -I
Hot Key -E- Funk 5 -I
Hot Key -E- Funk 6 -I
Hot Key -E- Funk 7 -I
Hot Key -E- Funk 8 -I
Hot Key -E- Funk Vibrato 1 -I
Hot Key -E- Funk Vibrato 2 -I
Hot Key -E- Funk Vibrato 3 -I
Hot Key -E- Funk Vibrato 4 -I
Hot Key -E- Funk Vibrato 5 -I
Hot Key -E- Funk Vibrato 6 -I
Hot Key -E- Funk Vibrato 7 -I
Hot Key -E- Funk Vibrato 8 -I
Hot Key -E- Funk Wah 1 -I
Hot Key -E- Funk Wah 2 -I
Hot Key -E- Funk Wah 3 -I
Hot Key -E- Funk Wah 4 -I
Hot Key -E- Funk Wah 5 -I
Hot Key -E- Funk Wah 6 -I
Hot Key -E- Funk Wah 7 -I
Hot Key -E- Funk Wah 8 -I

Normal

Hot Key -E- Normal 1 -I
Hot Key -E- Normal 2 -I
Hot Key -E- Normal 3 -I
Hot Key -E- Normal 4 -I
Hot Key -E- Normal 5 -I
Hot Key -E- Normal 6 -I
Hot Key -E- Normal 7 -I
Hot Key -E- Normal 8 -I
Hot Key -E- Normal Vibrato 1 -I
Hot Key -E- Normal Vibrato 2 -I
Hot Key -E- Normal Vibrato 3 -I
Hot Key -E- Normal Vibrato 4 -I
Hot Key -E- Normal Vibrato 5 -I
Hot Key -E- Normal Vibrato 6 -I
Hot Key -E- Normal Vibrato 7 -I
Hot Key -E- Normal Vibrato 8 -I
Hot Key -E- Normal Wah 1 -I
Hot Key -E- Normal Wah 2 -I
Hot Key -E- Normal Wah 3 -I
Hot Key -E- Normal Wah 4 -I
Hot Key -E- Normal Wah 5 -I
Hot Key -E- Normal Wah 6 -I
Hot Key -E- Normal Wah 7 -I
Hot Key -E- Normal Wah 8 -I


Pop

Hot Key -C- Pop 1 -I
Hot Key -C- Pop 2 -I
Hot Key -C- Pop 3 -I
Hot Key -C- Pop 4 -I
Hot Key -C- Pop 5 -I
Hot Key -C- Pop 6 -I
Hot Key -C- Pop 7 -I
Hot Key -C- Pop 8 -I
Hot Key -C- Pop Vibrato 1 -I
Hot Key -C- Pop Vibrato 2 -I
Hot Key -C- Pop Vibrato 3 -I
Hot Key -C- Pop Vibrato 4 -I
Hot Key -C- Pop Vibrato 5 -I
Hot Key -C- Pop Vibrato 6 -I
Hot Key -C- Pop Vibrato 7 -I
Hot Key -C- Pop Vibrato 8 -I
Hot Key -C- Pop Wah 1 -I
Hot Key -C- Pop Wah 2 -I
Hot Key -C- Pop Wah 3 -I
Hot Key -C- Pop Wah 4 -I
Hot Key -C- Pop Wah 5 -I
Hot Key -C- Pop Wah 6 -I
Hot Key -C- Pop Wah 7 -I
Hot Key -C- Pop Wah 8 -I

Presets:

HTK - Brass Wha
HTK - Funky 1
HTK - Funky 2
HTK - Funky Wah
HTK - Short Brass
HTK - Short Funky 1
HTK - Short Funky 2

Magical



1978
An American classic musical toy – most popular Christmas present that year

Mini Match



1980
Ideal for programming your childish ideas any place in the world

Mini Organ




Small and smart like a pocket radio-play your favourite tunes wherever you are and watch the jumping red LEDs

Muson



1978
It's not a toy. It's a vision.
Muson - Organ
Muson - Synthesiser

Ronychord



1980
Soft and heart-moving harmonies in such a great shape

Ronychord - Chords KS
Layers - Key Switch
Major - C1
Minor - D1
Seventh - E1
Ronychord - Glissandi KS
Layers - Key Switch
Glissandi Major - C1
Glissandi Minor - D1
Glissandi Seventh - E1

Rose Petal



1983
Definitely designed for girls, but cool boys can't resist too

Rose Petal - Chords
Layers - Key Switch
Sustain Low - C2
Sustain Mid - D2
Sustain High - E2
Rose Petal - Glissandi
Layers - Key Switch
Sustain Low - C1
Sustain Mid - D1
Sustain High - E1

Sketch



1975
A perfect tabletop toy for microtonal arrangements- A true classic

Preset List [Electric]

Star Guitar



1980
Motörhead for kids; wall-breaking with the built-in feedback

Star Guitar - Feedback
Star Guitar - Harmonics
Star Guitar - Normal
Star Guitar - Riffs
Star Guitar - Slide

Story Book



1983
Let your fingers rock. The foil-matrixkeyboard offers wild and weird tunes

Suiko ST10



A Japanese tape synth with three different sounds

Suiko ST10 - Koto
Suiko ST10 - Pipe Organ
Suiko ST10 - Shakuhachi

Touchy



1986
Unconventional, though cool way to play weird stuff

Violin Electro



1977
Give this poor violin a chance...
Violin Electro 1
Violin Electro 2

Yellow Mike



1986
Sing through the radio and play music like a god.

Zauber Keyboard



1988
Dream between robot voices and tender arpeggios.

Zauber Keyboard - Cat
Zauber Keyboard - Cow
Zauber Keyboard - Dog
Zauber Keyboard - Piano
Zauber Keyboard - Sheep
Zauber Keyboard - Sounds
Zauber Keyboard - Speech

Preset List [Electric]

Organ Basic

Basic 32



1987
Italian design with worldwide sound.
Basic 32 - A
Basic 32 - B
Basic 32 - C

Electronic Organ



The oldfashioned wooden style hides state-of-the-art analog electronic parts, bringing sound from the deepest past!

Real Piano



1988
The most melancholic piano sound I have ever heard

C2000



1987
The very first organ with LED lights - huge keys and lights make this organ playable for the youngest!
C2000 - Banjo
C2000 - Harpsichord
C2000 - Organ

Moni



1986
A masterpiece from the German Democratic Republic

Red MM



1984
One of the few toys which offer full polyphonic sound

Orange Organ




1978
Sound and design from heaven

Shake Organ



1980
Holy squarewave

Conductor



A crazy Japanese toy!

Pille



1984
A grey tank from Russia
Pille - Key
Pille - Mute
Pille - Normal

Super



Masterpiece in sound-design!
Get the feeling of being part of Japanese 70s pop culture!
Super - Flute
Super - Harpsichord
Super - Organ
Super - Piano

Preset List [Electric]

Silly

Bird



1982
Whether you want to play a correct tune or feel like a bird, you try, but can't

Blue Tunes



1982
This blue gnome gives you some musical inspiration

Burger



1984
A simple plastic gadget, that shrieks a horrible mid 80s squarewave sounds

Cocromine




A frog produces a sound like a theremin
Cocromine - Preset 1
Cocromine - Preset 2
Cocromine - Preset 3
Cocromine - Preset 4
Cocromine - Preset 5

Kid Keys



1993
Curious design and full of colours, and yet sounds great
Kid Keys - Flute
Kid Keys - Organ
Kid Keys - Piano
Kid Keys - Violin

ElectriCats



Small toy cats, each having a key sound and song
Layers - Key Switch
Long - C0
Short - D0
Songs - E0

Lemon



1978
The taste of the 70s – a rare Japanese discovery which is a big fun to watch and play
Lemon - FX 1
Lemon - FX 2
Lemon - FX 3
Lemon - Tone 1
Lemon - Tone 2
Lemon - Tone 3

Mr. Mus



1981
If Kraftwerk had discovered it, they totally would have used it

Music Mouth



1976
Open your mouth, I want to play with your teeth

Musik



1978
A true classic toy, very popular in the UK
Musik - Firmly
Musik - Loose

Otamat



A toy in the shape of a guitar producing a detuned synth sound
Otamat Black
Otamat Small
Otamat White

Papiano



1992
A Japanese giveaway with strange sounds
Papiano - Animals
Papiano - Piano

Phone



1982
They tried to prepare the whole 80s childhood for using mobiles :)

Preset List [Electric]

Small

Calculate



1982
The most chic calculator I have ever seen.

Excel O Tone



1984
An ungrateful copy of the popular VL One

Girlie



1976
Oh what a little, cute, cheap thing

Handysound



1982
Listen to the cutest vocal sample of the world.
Handysound - Clarinet
Handysound - Do-Re-Mi-Fa
Handysound - Guitar
Handysound - Pets
Handysound - Piano
Handysound - Violin

Organ Watch



Wear this watch and women will immediately fall in love with you - If they don't, just feel like a cool DJ

Radio



Cool mix of a radio and an organ-you can also change the mix-ratio between organ and radio
Radio - Background Noise
Radio - Dirty
Radio - Tones
Radio - Tuning

Red Sweet



1984
Japan seems to have a crush for small musical toys

SA Two



1987
Over-simplified lots of unforgettable 80s sounds

Loops & Phrases:
SA Two - Beguine -I
SA Two - Bossa Nova -I
SA Two - Disco 1 -I
SA Two - Disco 2 -I
SA Two - Disco 3 -I
SA Two - March -I
SA Two - Reggae -I
SA Two - Rock 1 -I
SA Two - Rock 2 -I
SA Two - Samba -I
SA Two - Slow Rock 1 -I
SA Two - Swing -I
SA Two - Tango -I
SA Two - Waltz -I
SA Two -A- Jungle -I
SA Two -A- Rock -I
SA Two -A-Orient -I
SA Two -C- Bagpiper -I
SA Two -C- Child's Play -I
SA Two -C- Classical -I
SA Two -C- Computer -I
SA Two -C- Fanfare -I
SA Two -C- Pops -I
SA Two -C- Slow Rock -I
SA Two -D- Funk -I
SA Two -D- Latin -I
SA Two -F- New Age -I
SA Two -16 Beat 1 -I
SA Two -16 Beat 2 -I
SA Two - Pop 1 -I
SA Two - Pop 2 -I
SA Two - Pop 3 -I
Presets:
SA Two - Drumkit
SA Two - Brass Ensemble
SA Two - Electric Piano
SA Two - Flute
SA Two - Harpsichord
SA Two - Honky Tonk Piano
SA Two - Piano
SA Two - Quena
SA Two - Strings
SA Two - Trumpet
SA Two - Tuba
SA Two - Violin Piano
SA Two - Violin
SA Two - Warm Brass
SA Two - Warm Strings
SA Two - Whistle

VL Five



1982
Another member of the VL family with a surprising yet nonsensical barcode-reader

Loops & Phrases:
VL Five - March -I
VL Five - Metronome -I
VL Five - Rhumba -I
VL Five - Rock -I
VL Five - Samba -I
VL Five - Slow Rock -I
VL Five - Swing -I
VL Five - Waltz -I
Presets:
VL Five - Drumkit
VL Five - Bagpipe
VL Five - Clarinet
VL Five - Flute
VL Five - Funny
VL Five - Harpsichord
VL Five - Piano
VL Five - Pipe Organ
VL Five - Pretty
VL Five - Trumpet
VL Five - Violin

VL One



1980
Remember "Da Da Da" by German band Trio-the most famous musical toy

Loops & Phrases:
VL One - 4-Beat -I
VL One - Beguine -I
VL One - Bossanova -I
VL One - March -I
VL One - Rhumba -I
VL One - Rock-1 -I
VL One - Rock-2 -I
VL One - Samba -I
VL One - Swing -I
VL One - Waltz -I
Presets:
VL One - Drumkit
VL One - Fantasy
VL One - Flute
VL One - Guitar
VL One - Horn
VL One - Piano
VL One - Violin

VL Ten



1981
The silver-state-of-the-art sequel to the famous VL One

Loops & Phrases:
VL Ten - 4-Beat -I
VL Ten - Beguine -I
VL Ten - Bossanova -I
VL Ten - March -I
VL Ten - Rhumba -I
VL Ten - Rock 1 -I
VL Ten - Rock 2 -I
VL Ten - Samba -I
VL Ten - Swing -I
VL Ten - Waltz -I
Presets:
VL Ten - Drumkit
VL Ten - Tone

Preset List [Electric]

Speech

Little Music



1984
Two funny learning tools with most funny sounds and advanced learning games

- Little Music - FX
- Little Music - Toggle Sounds
- Little Music - Tone 1
- Little Music - Tone 2
- Little Music - Tone 3
- Little Music - Tone 4
- Little Music - Words

Music M



1984
Fantastic robotic voice and kicking beats

- Loops & Phrases:
- Music M - 16 Beat -I
 - Music M - Beguine -I
 - Music M - BossaNova -I
 - Music M - Disco -I
 - Music M - Jazz Waltz -I
 - Music M - March -I
 - Music M - Rhumba -I
 - Music M - Rock'n'Roll -I
 - Music M - Slow Rock -I
 - Music M - Swing -I
 - Music M - Tango -I
 - Music M - Waltz -I

Presets:

- Music M - Drumkit
- Music M - Animals
- Music M - Clarinet
- Music M - Human voice
- Music M - Organ
- Music M - Piano
- Music M - Speech
- Music M - Trumpet
- Music M - Violin

Speak



1981
THE robot voice, unique and unrivaled-Effective to phone home too

- Speak - Dictionary A-H
- Speak - Dictionary I-R
- Speak - Dictionary S-Z
- Speak - Digits 0-9
- Speak - Interface
- Speak - Letters
- Speak - Tune

Preset List [Electric]

Style-o-phone

Compute



1978
Heartbeat-design and some cool sound features, like a so-called delay
 Layers - Key Switch
 Sustain Basic - CO
 Echo Basic - DO

Double Style



Hahaha! There is no better explanation for the one and only two-manual toy organ in the world
 Layers - Key Switch
 Sustain Normal - CO
 Sustain Vibrato - DO

ID Piano



1986
Reduced to the max: one sound for eternity
 Loops & Phrases:
 ID Piano - 2 Beat -I
 ID Piano - 3 Beat -I
 ID Piano - 4 Beat -I
 Presets:
 ID Piano - Drumkit
 ID Piano

Little Piano



1976
Get in touch with that true sawtooth sound monster
 Layers - Key Switch
 Sustain Basic - CO
 Sustain Vibrato - DO

Micom



1984
Best designed plastic toy with a bunch of semi-pro functionality

PEO 800



1968
The best Fake-Style-o ever - with a huge loudspeaker and a tremendous vibrato
 Layers - Key Switch
 Normal - CO
 Slow - DO
 Vibrato - EO
 Pizzicato - FO
 Cheesy - GO

Red Small



1963
The futuristic design keeps a warm and smooth 60s melody sound
 Red Small - Brass
 Layers - Key Switch
 Sustain Normal - CO
 Sustain Vibrato - DO
 Red Small - Flute
 Layers - Key Switch
 Sustain Normal - CO
 Sustain Vibrato - DO
 Red Small - Horn
 Layers - Key Switch
 Sustain Normal - CO
 Sustain Vibrato - DO
 Red Small - Reed
 Layers - Key Switch
 Sustain Normal - CO
 Sustain Vibrato - DO

Stylo



1971
Even in Japan, people enjoyed the clever concept of the British Style-o
 Layers - Key Switch
 Sustain Basic - CO
 Sustain Destroy - DO

Super Charlie



1984
Stylophone sound and foil keys-sophisticated
 Layers - Key Switch
 Sustain Basic - CO
 Sustain Vibrato - DO

Touch Organ



1977
Very analog: the sound reacts to the moisture of your skin
 Layers - Key Switch
 Sustain Regular - CO
 Sustain Bright - DO
 Sustain FX - EO

WOC



1974
Strangest organ sound ever
 Layers - Key Switch
 Sustain Normal - CO
 Sustain Vibrato - DO

Preset List [Electric]

Xtra SID Sequences


Mode Machines



SID Mode Machine

070 Rainbow
078 Arp Major
078 Dance Robot
078 Morsolo
078 Stab Echo
090 Centroid
099 Gimmick
100 Arp Seven
104 Arabic Rave
104 Casino
105 Dreamer
105 Ghost Buster
105 Happiness
106 Arp Sad
110 Shutter
124 Tribalism
125 Cheap Tune
125 Classical
125 Guitarish
125 Hook 1
125 Hook 2
138 Mike Old F
139 Ravelishh
140 Falling
142 Arp Major
155 Ellipse
155 Galaxian
155 Octave Bump
155 Racer
156 Big Shop
156 Reueur
156 Toe Ride

SID Sammich MOS



SID Sammich MOS

120 Alienware
120 Bassequence 1
120 Bassequence 2
120 Seq Arp 1
120 Seq Arp 2
120 Seq Arp 3
120 SID Seq 1
120 SID Seq 2
120 SID Seq 3
120 SID Seq 4
120 SID Seq 5
120 Step by Step
120 Trance Seq
120 Vintage Mood 1
120 Vintage Mood 2
120 Vintage Mood 3
120 Wave Runner

SID Station Elektron



SID Station Elektron

088 Gate Down
090 Fast Boot
095 Carillon
095 Der Computer
095 Katrina
095 Kratos
100 Rotterdam
110 Modular J
113 Zarb Planet
115 Octave Bell
116 Almost Blue
116 Mayhem Night
120 1984
120 Beat Pose
120 Chasing Car
120 Court Metrage
120 Crazy Groove
120 David Cake
120 Diet Globe
120 Dueloop
120 Ecological
120 Enter In
120 Gadget Inspector
120 Hit One
120 I Am a Robot
120 Level One
120 Level Up
120 Lunar Land
120 Move It
120 Ninja Disco
120 Ninja Dub
120 Repeat Repeat
120 Saturn Circle
120 Sound Chaser
120 TV Mania
131 Tracer
135 High Fidelity
135 I Feel It
140 Falling Down
150 Hybridation
150 Orient Express
158 ReRobert
160 Callipso
166 Zodiak
170 Art Need

Preset List [8-bit Synth]

8-Bit Synth

00-Init Mono
00-Init Stereo

01-Chiptuning

Boot
C64 Stack
Court Metrage
Crispy Dream
DMG Artefacts
Dual SID
Frogger Leap
Funning
Gameboy 64
Gray Ionizer
Happy Sad
Japan Tales 1
Japan Tales 2
Lead N Drum
Melodisc
Monster Munch
Mr Good
Noisteroid
Octave Arp
Power Up
Press Jump
Repeat Bleed
Retro Arping
Rich Man
Rythm N Pulse
SID Blip
SID Hard Panned
Square Dance
Tense Pluck
Typical Blip
Typical Repeat
Typical Square

Animated Arp

Dirty Mono
Eight Beats
Euro Disning
Filter Wheel
Mad Chip
Monty Trance
Mood Tense
More Analog
Noise Flutatak
Obscurity
Observatoire
OkSIDgene
Padman
Pattern Chord
Phase O Good
Pop Sub Corn
Power Mask
Pulse Arpeggio
Shinobi
SID Chlore
Simple Mono Arp
Simple Poly Arp
Slow Bass Arp
Softy Dreamy
Solo Monarp
Space Bird
Spheroidal
Standarp
Strami Bass
Sub Mersion 1
Sub Mersion 2
Tanger Dream
Tune Double Arp
Wheel Mopho
Wheel To Short
Xtra Chase 1
Xtra Chase 2
Zebulition

Animated Step

Calmistic
ExpresSID
Hi Hats Centric
Insolence
Movie Star
Noise Step
OminouStep
Randomizer
Saloute
Slow Mediation
Space Driver
Stack Tremolo
Steady Gate 1
Steady Gate 2
Step Filter Arp
Step Mosquito
Sweep Step
Tube Simplicity
Wheel to Brite

Bass

Bad Ass
Dirtyness
Eight Bit Brass
Electric Click
Fat Burner
Guitar Fuzz
Kick Bass
Majority
Moroder 64
Old S Cool
One Fingering
Organ Touch
Peach Day Demo
Phat SID
Push to A
Saw Combo
Scrittty Seq
Sequencing
SID 3o3
Skrillanalog
So Sature
Stereo Power 1
Stereo Power 2
Sub 8o8 Mix
Sub High
Ultra Panned
Veynair
Vibass
Wheel Play
Wobble Simple
Xtreme Rez

Bells

A Beauty
Delicatess 1
Delicatess 2
Digital Bells 1
Digital Bells 2
Digital Bells 3
Dirty One
Dirty Two
Dream Land
Fantasia SID
Kyoto Dome
Magnifique
Metal Cell
Mix Chips Bells
Mono Lite
Parasibell
Sinus
Skinny Thing
Space Bells
Stack Bells
Straturanus
Under Bell
Vel to Noisy
Wheel to HP
Whisper Bell
Whisper PPG
Whisthling

Brass

Bass and Brass
Brass Attack
Full Synthetic
Hybridiesel
Joe Action
Kick Brass
Large Horns 303
LFO Gate
Orchestre Like
Phase Brass
Raw Brass
Sexyphone
Softanger
Solomonox
Space Horn
Stack Brass
Synth Soft
Syrup Brass
Third Type

Chords

Compressed 1
Compressed 2
Fifth Bells
Funny Chord
Gate Chord
Gimmick Me
Huge Slow Arp
Pad Chord
Phantasio
Porta Chord
Tek Skinny Phat
The Seventh
Wheel Me Five

Drums

Clapish
Loop BD HH
Melosnare
Noise Double Hit
SIDnare
Toms Andjer
Tribal Arp 1
Tribal Arp 2
Tribal Arp 3
VL Tone

Preset List [8-bit Synth]

FX

Copter Pad
Creative Mood
Double Panned
Drunk Robots
Fight Hit
FX Arp
FX Du Seigneur
Grillorgan
Hooks Gump
Hyper Space
Hyper Tension
Intra Noise
Klickoss
Kong Plage
Lazer Shot 1
Lazer Shot 2
Little Fall
Little Jump
Long Arp Random
Mad Robot
Meditanoise
Munch Noise
Musical Noise 1
Musical Noise 2
Mysterious
Noise Hit
Noise Pad 1
Noise Pad 2
RayZiduel
Romputer
Star Drop
Super Circle
Talking Bird
Ultraverb Drone 1
Ultraverb Drone 2
Ultraverb Drone 3
Watch Out
Xplose Pattern

Keys

Cloud Keys
Double Clav
Emilie Vibes
Epiano Broken
Gentle Hamm
HarpSIDchord
Hyper Mario
Large Portion
Little Keys Pad
Motor Clav
Organ Perk
Phase Keys
Piano Delay Wheel
Piano Dussenn
Pop Clav
SID Piano
Sol Organ
Space Honky
Spachurch
Sweep Keys
Throat SID
Very Soft Keys
Waterworld
Wet Keys
Wheel Me Clav
Zarbi Road

Leads

Bass Lead 1
Bass Lead 2
Bass Lead 3
D2R2K
Dirty Sync
Flute Residu
Frantic Lead 1
Frantic Lead 2
Funky SID
Fuzz Tea
Gameboy Lead
Japan Pizza
Jean Sy Fleet
Klax Lead
Lead Attack
Mono Viral
Panned Click
Polead Boy
Punky Daft
Solid Saw
Solo Sale
Solo Verb
Stereolid One
Stereolid Two
Stressitron
Super Abbe
Wet Tavu
Wetbrato
Xtreme Lead

Pads

Amazing Strings
Chaospheric
Dirty Pad
Douceur 1
Douceur 2
Inter Fearence
Juan Mich
Jupiter Clouds
Low Large
Lunar Parasite 1
Lunar Parasite 2
Mage Estee
Octastep
Orchestral SID
Plain Street
PNLanding 1
PNLanding 2
PNLanding 3
Pretty Detuned
Raw Bespiar
Riester Dream
Smooth Arps
Stringish
Sub Arp Pad
Titanic
Tourniquet
Tremosphere
Tropiques
Vibrastrings
Wheel Expressiv
Xpressive Noise

Plucks

Ethno Metal
Fiesta Man
Fun Seq
Game Stabs
Gimmick Machine
Little Corn
Mallet Chip
Melodik 1
Melodik 2
Monkey Ball
Mother Plucker
Pluck Invaders
Pluck Monster
Sanza SID
SIDimba 1
SIDimba 2
So Zarbe
Soft Corn
Space Balaf
Stack SID
Thin Tetic
Ultra Echo
Very Wet
Vibrassy
Wheel Hook 1
Wheel Hook 2
Xylogramme

Polysynth

Attack Sweep
Densynth
Euro Trance
Fresh Funk 1
Fresh Funk 2
Furious Stack
High Fidelity
Interferry
Kratos Strings
Krazy One
Lazer Wheel
Melodia
Poly Nawak
Poly Tanger
Poly Thin
Retro Synth
Sawheel Morph
SID Poly Weird
Stress Full
String Keys
Swift Poly
Vibrant Synth
Waveformant

Sweeps

Cicloidial
HP Latte
Internal Filter
LFO Filter
Phat Verse
Retro Sweep
Soft Power
Sweep Gaming
Swhisper
Volume Sweel

Preset List [8-bit Synth]

Layer Sounds

SID part

Bass

Bad Ass
Clinton Station
Depech Mad
Drone Bird
Earth Quake
Majority
More Analog
Phat Crunch
Pulse Phat
RayZiduel
Slave Bass
Strong Rez
Syrup Bass
Thin Phat
Tubalising
Very Bass
Vibass
Video Gaming
Xtreme Phat 1
Xtreme Phat 2

Brass

Acid Brass
Eight Bit Brass
Final 2K
Horns Hit
Random Brass
Silver Soft
Soft Sweep
Stack Brass
Steady Riley
Third Type
Vibrassion

Chip Mod

Broken Game
Crazyness
Dirty Berry
Double Cheese
Hive Onice
Inter Lead
Japan Fefer
Lazer Organ
LFO HP
Multi Function
Pac Superman
Rave Zone
Sad Ending
Seqoya
Streumon
Verbotron
Vibrant Hook
Zelda One

Chords

Big Lead
Compressed 1
Compressed 2
Dirty Diana
Five Pads
Funny Chord
Madofive
Pad Chord
Solo 5th
Stab llot
Sweet Fear
Tack In
The Seventh

Composite

Big Stack
Conspiration
Flutatak
Harpy Hour
Mille Sheet
Noisa Fluta
Pad & Lead
Polynoise
Soft Power
Sol Organ
Space Organ
Stormix
Stressitron
Sweedishish
Tronic
Vox Poly

Drums

BD Tronic
Clapish
Elec Perc
Game Percs
Melosnare
Mini Zap
Perc Double
SIDnare
Simmons
Tom Sawyer
Tonal BD

FX

CDG Take Off
Court Metrage
D2R2K
Da Grillon
Da Police
Dronopter
Electric Troop
End of Roll
Fly The Bee
Galafrog
Inconsistent
Insert Coin
Kaos Pad
Lead & FX
Mac Pan
Mad Robot
Mentalist
Metal Slug
Myosotis
Nagasaki
Noise Construction
Noise Sweep Down
Out of Tune
Paradis Ldo
Sea SID
Siren Del Mar
Slow F Zero
Space Craze
System Hard
Up Scale
Vrai LFO
Whats F
Xtra Drone

Keys & Bells

Bell Pad
Belucci
Digitel
Double Dutch
Electric Piano
Gentle Man
Hybrid Clav
Noisy Belly
Octave Bell
Pianito
SID Athis
Sid Organ
Space Bells
Space Harpsy 1
Space Harpsy 2
Stackkeyboard
Standard Bell
Sweet Keys
Thin Piano
Tick Piano
Toy Piano
Tristesa
VFX Like
Whisper Bell

Leads

Digitalead
Her Price
Hybrid Lead
Lead Sub
Little Monster
Pick Hollow
Rotor Lead 1
Rotor Lead 2
Sad Lead
Saw Lead
Square Buzz
Syrup Lead
Trendy One
Typical 8bit
Vicci Leonard
Vocalead
Weal Lead

Pads

Composite
Emoticon
Fall Down
Gate Down
Heavy Detune 1
Heavy Detune 2
Heavy Detune 3
High Fidelity
I Feel It
Instable
Intense Ference
Large Strings
Molasone
Moscipad
Noise Pad
Ominous Brite
Pad Cycloid
Phat Evolution
Random Dream
Randoming
Severity
Smooth Strings
Soft Seq
Static
String Attack
Strings Lina
Strings Mel
Surprising
Tourniquet
Tropiques
Warmodulation
Xtremevo 1
Xtremevo 2

Plucks

Da Pop Corn
Dance Duck
Game Stabs
Little Corn
Nipponno
Pluck Ference
Rebondi
SID Balafon
SID Honey
Space Harpsy
Techno JAM
Wha Zarbi

Polysynth

Euro Trance
Evolorgan
Five Guys
Flute Residu
Flutish
Fresh Funk
Griek Synth
Hook Bass Lead
Large Synth
Prophet 5
Space Burger
Temple Grain
Thin City
Urbanhof

Sweeps

Attack Sweep
Down the Street
Hi Pass Trami
HP Latte
Inversion
Jean Michel Sweep
Keys to Five
Motor Synth
Noisweep After
Pluckweep 1
Pluckweep 2
Poly Sweep
Star Busy
Stepped Sweep
Volume Sweet

Waveforms

Noise
Pulse
Saw
Triangle Basic
Triangle Ring
Waveforms Mix"

Preset List [8-bit Synth]

Chips part

Bass

Big Ramp Up
Chopper
Clic Bass
FX Belly
Gangnam
Hardcore Bass
Huge Bass
Monty Big
Motobahn
Power SID
Pretty Big One
PWN Bass 1
PWN Bass 2
PWN Bass 3
PWN Bass 4
SIDo8
Skrill Pulse
Sub 64
The River 1
The River 2
XXL Bass

Brass

Slob Art
Soft Analogic 1
Soft Analogic 2
Steady Brass
Techno PW
Vibrasso

Chip Mod

Frogger Leap
Monty Gone
Polead Asid
Scratch Lead
Shiver Synth
Single Note Arp
Step After
Trigger Brass

Chords

Asian Tale
Droid Lead
Power Test
Square 5th
Techno Fifth

Drums

Cymbal 1
Cymbal 2
Cymbal 3
HH Klick
Hi Hats
Kiking
Metal Perc
Snare
Super Basic
Zapo8

FX

ARC OSC
Cry Vox
Floppy
Galagix
Galaxy Storm
Game Ending 1
Game Ending 2
Horror Mania
Lazy Django
Little Chopper
Medieval Chip
Method Of Random
Multiplex
Noise Storm
PC Bad Boot
Pins Accel
Pluck Atonal
Rand Man 1
Rand Man 2
Rand Man 3
Reverse Bell
Reverse OVNI
Scaring Lead
SID Car
Spacial Tuning
Staiway
Stress Gold
Super Copter
Trillex
Typical Fall
Up
Zap and Rise

Leads

Analog Lead
Fun Funk
Grainish
K Pop
Laser Lead
Lead Bass 1
Lead Bass 2
Melodia
Monty Lead
Nice Lead
Sam Lead
Skinny One
Skinny Two
Solarp 1
Solarp 2
Stock Lead 1
Stock Lead 2
Subtle Attack
Syncolo
Trance Action
Tranchant
Vibra Flute
Zobilame

Pads

Deep Bass
Evo 8 bits
Japan Song
Move Detune
Phase Like
Plain One
Scratched Pad 1
Scratched Pad 2
Square Pad
String Ponte
Sweep Arp
Wobby Detuned

Plucks

Coc Born
ElekPianet
Funning
Hot Steam
Little Hit
Pop 8 Corn
Short Guitar
SuChip
Wobby Synth
Zak Harry

Polysynth

Cripton
Detuned Engine
Hook Up
Majestic
Monty Poly
Ponte Holly
Sid Errant
Simple Fat
Stack Mode
Steady Poly
Supra Saw
To Filter
Trance Gatable
World Craft

Sweeps

Bubble Synth
High Times
LFO Layer
Phat UFO
PPG Style
Rythm Obile
Sync Sound
Sync Weeps
War Sweep

Waveforms

Mixed 1
Sam Poly Saw
Sam Pulse
Sam Saw
Saw Basic
Saw Fat
Square Basic
Triangle Basic
Triangle Fat

Xtra Gameboy








Noise 1
Noise 2
Pitch Drop Pulse
Pitch Mod Pulse 1
Pitch Mod Pulse 2
Pulse 1
Pulse 2
Pulse 3
Pulse 4
Saw
Sine

Xtra C64

Accordion
Banjo
Calliope
Flute
Harmonica
Harpsichord
Noisy
Noisy Sus
Organ
Pulse
Pulse Sus
Rhythm
Saw X
Saw Sus
Triangle
Triangle Sus
Xylophon

Links

UVI

- Home uvi.net/ 
- Soundbank Installation Guide [installing_uvi_soundbanks_en.pdf](#) 
- UVI Workstation User Guide [uviworkstation_user_guide_en.pdf](#) 
- Your Registered Product Serial Numbers and Download Links. uvi.net/my-products 
- FAQ uvi.net/faq 
- Tutorial and Demo Videos youtube.com/ 
- Support uvi.net/contact-support 

iLok

- Home ilok.com/ 
- iLok License Manager ilok.com/ilm.html 
- FAQ ilok.com/supportfaq 

TOY SUITE

Credits and Thanks

Produced by UVI

Recording / Editing / Sound Design

Alain J Etchart
Kevin Guilhaumou
Thomas Kowalski
Floriane Palmkrantz
Emeric Tschambser
Emmanuel Usai
Damien Vallet

Software + Scripting

Rémy Muller
Olivier Tristan

GUI, Design

Nathaniel Reeves

Documents

Nathaniel Reeves
Kai Tomita

Special Thanks

Dorothee Charles @ Musée des Arts Décoratifs – Paris, France
Patrice Elegoet @ Mémé préfère en Quinconce – Saint Eloy, France
Dominique Legitimus
Eric Schneider @ Köln, Germany
Yvan Volsy @ Paris, France

