

COMMODORE TIMELINE

VANDERBILT HISTORY AT A GLANCE

All-Time Record	1611-1157 (.582)	Consecutive Weeks Ranked in AP Poll	18 (1966, 1967)
First Game	1900, L 22-19 to Nashville YMCA	Highest Ranking in AP Poll	No. 2 (12/28/65)
NCAA Appearances	15 (1965, 1974, 1988, 1989, 1991, 1993, 1997, 2004, 2007, 2008, 2010, 2011, 2012, 2016, 2017)	Overall Record at Memorial Gym	768-223 (.771)
NCAA Tournament Record	10-16 (.385)	Undefeated Seasons at Memorial Gym	6
Best NCAA Tournament Finish	Elite 8 in 1965 (Field of 23); Sweet 16 in 1988, 1993, 2004, 2007 (Field of 64 or 65)	Most Home Wins in a Season	19 in 2008
NIT Appearances	12 (1983, 1987, 1990, 1992, 1994, 1996, 1998, 2000, 2002, 2005, 2006, 2015)	All-Time Leading Scorer	Shan Foster (2005-08); 2,011 points
NIT Record	20-11 (.645)	1,000-point scorers	48
SEC Titles	5, (1951, 1965, 1974, 1993, 2012)	Most Career Rebounds	Clyde Lee (1964-66); 1,223
SEC Players of the Year (AP)	6	Most Career 3-Pointers	Shan Foster (2005-08); 367
Players Named SEC First Team (AP)	23	Most Career Free Throws	Bobby Thym (1954-57); 453
Winningest Head Coach	Kevin Stallings (1999-2016) 332-220 (.601)	Most Career Assists	Atiba Prater (1996-2000); 517
First Team All-Americans	6	Most Career Steals	Drew Maddux (1994-98) and Frank Seckar (1993-1996); 214
Total Weeks Ranked in AP Poll	196	Most Career Blocks	Luke Kornet (2013-17); 210

1900 (Dec. 15) — Vanderbilt plays its first varsity basketball game, losing 22-19 to the YMCA Ramblers. Vanderbilt would even its all-time mark at 1-1 in its next game, beating the same Rambler squad 24-9.

1902 — Vanderbilt hits the road for the first time, heading to Birmingham to take on Howard College. The Commodores learn for the first time that it's harder to win on the road and fall to Howard, 33-23.

1903 — Perfection! The Commodores record the first, and only, undefeated season in school history, going 6-0. A 24-21 win over Cumberland in the season finale is the closest game of the year.

1909 — The Commodores tickle the twines like never before, breaking the 50-point barrier for the first time in a 52-23 win over the Chattanooga Ramblers. It would be another 45 years before Vanderbilt would break the next major scoring milestone, hitting triple digits for the first time in a 104-88 win over Washington & Lee in the second game of the 1954-55 season.

1913 — G.T. Denton, an assistant football coach, becomes Vanderbilt's full-time basketball coach.

1920 — The Commodores begin the Roaring Twenties on the right foot by winning the school's first league championship.

Vanderbilt wins the Southern Intercollegiate Athletic Association championship with a 14-4 record.

1927 — Vanderbilt records the first of the school's 14 20-win seasons by compiling a 20-4 record under coach Josh Cody.

The Commodores also win their second championship, this time, taking the Southern Conference crown.

1938 — Brant "Pinky" Lipscomb makes his debut in a Commodore uniform. With his unique left-handed running hook, Lipscomb twice is named to the SEC All-Tournament team and sets several tournament and school scoring records. Adolph Rupp later calls Lipscomb one of the best players ever to face his Kentucky squads.

1944, 1945 — Due to World War II, the Commodores play an informal schedule.

1947 — Perhaps the most important moment in the growth of Vanderbilt basketball, the Commodores are shellacked 98-29 by Adolph Rupp's Kentucky Wildcats in the SEC Tournament. The defeat spurs athletic director Red Sanders to hire Bob Polk, Vanderbilt's first basketball-only coach. Soon, scholarships would be awarded to basketball players and plans for a gym on campus were underway.

1948 — The first five full basketball scholarships were given to Bob Dudley Smith, Jack Heldman, David Kardokus, and Gene Southwood.

1950 — Billy Joe Adcock becomes the school's first All-American and first All-SEC player, averaging 17.1 points per game. Adcock's 1947-48 scoring average leads the SEC, the first Commodore to win the conference scoring title.

1951 — Under the direction of coach Bob Polk and captain George Kelley, Vanderbilt wins the SEC Tournament in Louisville with an upset win over Kentucky. Legend has it that "Kentucky" was already inscribed on the tournament trophy when the Commodores pulled out the 61-57 win.


1952 — Brand new Memorial Gymnasium makes its debut December 6 as the Commodores beat Virginia 90-83 in the home opener. Apparently encouraged by the new surroundings, the Commodores launch 120 shots in the next game, against David Lipscomb, still a school record.

1956 — Memorial Gym Magic! Vanderbilt records its first undefeated home season in the gym, compiling a 13-0 mark at Memorial Gym. It is the first of five perfect seasons in the gym, the last coming in 1993.

1957 — Bobby Thym ends his Vanderbilt career with 1,403 points. He'll be Vanderbilt's all-time leading scorer until Clyde Lee breaks his mark in 1966.

1965 — Vanderbilt wins its first SEC Championship, recording a 24-4 record under coach Roy Skinner. Clyde Lee, John Ed Miller and Snake Grace each earn All-SEC honors.

COMMODORE TIMELINE



Vanderbilt players pose for a team photo following their win over Virginia, 90-83, in the first game played in Memorial Gymnasium on Dec. 6, 1952.

The Commodores advance to the NCAA's Elite Eight before dropping an 87-85 heartbreaker to Michigan. It is the first of four consecutive 20-win seasons under Skinner.

1966 — Clyde Lee's All-American season. Lee averages 22.6 points per game and is at the time the school's all-time leading scorer. He also leads the SEC in rebounding for the third straight year. The Commodores finish second in the SEC with an overall record of 22-4.

1967 — The color barrier is finally broken in the Southeastern Conference, as Vanderbilt's Perry Wallace becomes the league's first African-American scholarship basketball player in the 1967-68 season. Wallace remains poised in the face of threats and taunting throughout his career, is voted Vanderbilt's most popular student as a senior, and is now a professor of law at American University in Washington, D.C.

1969 — Tom Hagan earns All-American honors, averaging a school-record 23.4 points per game. On March 8, he sets the Vanderbilt single-game scoring record with 44 points at Mississippi State.

1970 — Without benefit of the 3-point shot or the shot clock, Vanderbilt set a school record that still stands by scoring 130 points in a win over Mississippi.

1974 — With future head coach Jan van Breda Kolff playing every position on the court; Vanderbilt wins its second SEC championship. The Commodores record winning streak of 10 and 11 games and finish 23-5. Skinner wins the third of his four SEC Coach of the Year awards.

1975 — The senior season for the F-Troop—Jeff Fosnes, Butch Feher, and Joe Ford. Fosnes becomes Vanderbilt's initial first-team Academic All-American.

1977 — The Commodore faithful turn out in record numbers, as Vanderbilt ranks fourth in the nation in average home attendance at 14,131.

1981 — Two of Vanderbilt's most prolific scorers, Charles Davis and Mike Rhodes, sink their final baskets. The teammates tie for the Vanderbilt record for career field goals, each making 683.


1985 — Phil Cox scores his last point, number 1,725 of his career. He ranks as Vanderbilt's all-time leading scorer until Matt Freije ends his Commodore career with 1,891 points at

the close of the 2004 season.

1988 — The Commodores advance to the Sweet 16 of the NCAA Tournament in dramatic fashion as Barry Goheen drains two three pointers in the last five seconds against Pittsburgh. The Commodores go on to win the game 80-74 in overtime.

1989 — Vanderbilt defeats Texas, 94-79, the 500th career win for head coach C.M. Newton.

1990 — In a year in which the Commodores lose nine of 12 games in one stretch, Vanderbilt comes roaring back with a late-season surge to earn a berth in the NIT. The Commodores overcome huge first-half deficits against Louisiana Tech and Tennessee in the first two rounds and go on to



Vanderbilt's Perry Wallace became the first African-American scholarship basketball player in the SEC when he took the court.

take the school's first NIT championship, beating Saint Louis 74-72. Scott Draud is named the MVP of the NIT.

1993 — With junior guard Billy McCaffrey leading the way, Vanderbilt wins its third SEC title in history and makes another appearance in the NCAA Sweet 16. The Commodores set a school record for victories with 28. McCaffrey, in his first year at VU, earns All-America honors and senior captain Bruce Elder is named the Academic All-American of the Year. Eddie Fogler is the consensus National Coach of the Year.

1994 — Jan van Breda Kolff returns to Memorial Gym as Vanderbilt's head coach, posting the best winning percentage ever for a first-year Commodores head man. Vanderbilt makes its second appearance in the NIT championship game, falling 80-73 to Villanova. McCaffrey becomes just the second Vanderbilt player to average 20 points per game in consecutive seasons, the first being Clyde Lee.

1995 — Ronnie McMahan concludes his career at Vanderbilt just six points shy of becoming the school's all-time leading scorer. McMahan does finish his career as VU's all-time leading 3-point shooter and one of the top 10 leaders in assists, steals and blocked shots.

1996 — The Commodores posted an 18-14 record and advanced to the NIT where they defeat Arkansas-Little Rock in the first round. Vanderbilt upsets No. 4 UCLA at the Maui Invitational. Senior Frank Seckar finished his career 16th on Vanderbilt's all-time scoring list with 1,317 points.

1997 — Vanderbilt advanced to its seventh NCAA Tournament in program history. The Commodores made a charge at the end of the regular season, winning eight of their last 10 SEC games to finish 19-12.

1998 — Under the senior leadership of Drew Maddux, Austin Bates and Billy Di Spaltro, Vanderbilt posted a 20-13 season. The team advanced to the NIT where the Commodores defeat Wake Forest in the first round. Maddux was named First-Team All-SEC and finished his career fifth on Vanderbilt's all-time scoring list with 1,689 points. Bates finished his career 31st on Vanderbilt's all-time scoring list with 1,020 points.

2000 — Vanderbilt welcomes new head coach Kevin Stallings from Illinois State. Stallings takes the same team that finished 14-15 in 1999 and leads them to a 19-11 record and a berth in the NIT. Senior forward Dan Langhi is named SEC Player of the Year after leading the conference and finishing ninth in scoring with 22.1 points per game. Senior guard Atiba Prater moves into first on place Vanderbilt's all-time career assist list with 517.

2002 — Vanderbilt advances to the postseason for the 16th time in program history and finishes with a 17-15 record. Wins at Tennessee and at home against No. 11 Kentucky in the final week of the regular season push the Commodores to their ninth NIT appearance. With a 59-50 win over Houston in the opening round of the NIT, Vanderbilt earns its first postseason victory since the 1997-98 season.

2004 — The Commodores record the best start in program history at 12-0, defeat five nationally ranked teams and advance to the Sweet 16 of the NCAA Tournament for the first time since 1993. Vanderbilt sets the school mark for home wins (15), ranks among the AP Top 25 for five weeks, and finishes the year with a 23-10 overall mark. Matt Freije becomes the school's all-time scorer, averaging a career-high 18.4 points as a senior and finishing with 1,891 career points.

2005 — Vanderbilt records its first back-to-back 20-win

COMMODORE TIMELINE



Clyde Lee helps lead the Commodores to their SEC Championship in 1965. The following season, he earns All-America status.

seasons since the 1993 & 1994 campaigns, posting a 20-14 overall mark while advancing to the quarterfinals of the NIT. The Commodores set school records for 3-pointers made (322) and attempted (837) as both marks rank among the top five in SEC history. Vanderbilt sets the school record for home wins with 17.

2007 — Vanderbilt comes within three seconds of advancing to the program's first NCAA regional final appearance since 1965, dropping a 66-65 decision to Georgetown in the East Regional semifinals. The Commodores posted a 22-12 overall mark, finished second in the SEC Eastern Division at 10-6 and defeated seven nationally ranked teams, including top-ranked and eventual national champion Florida. Senior swingman Derrick Byars is named SEC Player of the Year while Kevin Stallings earns SEC Coach of the Year accolades.

2008 — The Commodores advanced to the NCAA Tournament for consecutive seasons for the first time since 1988 and 1989, and featured the SEC's Player of the Year in Shan Foster, the second year in a row a Vanderbilt player captured the honor. Vanderbilt was ranked for the final 16 weeks of the regular season in the AP poll, and tied the 1992-93 team for the most regular season wins in program history (25). The Commodores also posted an undefeated year at Memorial Gym, winning a program-best 19 games.

2009 — Vanderbilt finished the season 19-12 and missed out on the postseason for the first time since 2003. However, the Commodores sported no seniors on the roster and were slotted as the eighth youngest team in the nation. Sophomore A.J. Ogilvy made the All-SEC second team and forward Jeffery Taylor made the All-Freshman team.

2010 — The Commodores posted a 24-9 overall record and a Stallings-era best 12-4 mark in SEC play, and advanced to the NCAA Tournament for the third time in four seasons. Vanderbilt also swept Florida and Tennessee in the same season for the first time since 1966.

2011 — The Commodores tallied a 23-11 overall record, Kevin Stallings' sixth 20-win season and the team's fourth in the last five years. Stallings tied legendary Vanderbilt mentor Roy Skinner for the most 20-win seasons. Sophomore John Jenkins led the league in scoring, and junior Brad Tinsley

tallied the school's first triple-double and paced the league in assists.

2012 — Vanderbilt claimed its first SEC Tournament Championship in 60 years with a 71-64 win over eventual national champion Kentucky in New Orleans. The Commodores' 25 wins was the third-most total in program history, and three players were chosen in the first 31 picks of the 2012 NBA Draft - John Jenkins (23rd, Atlanta Hawks), Festus Ezeli (30th, Golden State Warriors), and Jeffery Taylor (31st, Charlotte Bobcats).

2014 — Coach Kevin Stallings becomes the school's all-time winningest coach when he garners his 279th career Vanderbilt win against Lipscomb on Nov. 13, 2013. Stallings surpassed Vanderbilt coaching legend Roy Skinner for the mark.

2015 — The Commodores win 20 games and advance to the NIT Quarterfinals with the fourth-youngest team in America.

2016 — Vanderbilt advanced to the NCAA Tournament for first time since 2012. Wade Baldwin IV (17th, Memphis Grizzlies) and Damian Jones (30th, Golden State Warriors) were taken in NBA Draft.

2017 — The Commodores advanced to the NCAA Tournament for the second straight season. Vanderbilt advanced to the SEC Tournament semifinals and defeated Elite Eight participant Florida three times and Final Four team South Carolina.

POSTSEASON HISTORY

NCAA Tournament

NCAA Tournament Appearances 15
 Tournament Record 10-16 (.385)
 Total Tournament Games 26
 Last Appearance 2017; Lost to Northwestern in First Round
 Best Finishes..... Elite 8 (1965: field of 23); Sweet 16 (1988, 1993: field of 64; 2004, 2007: field of 65)

NIT

NIT Appearances 12 (1983, 1987, 1990, 1992, 1994, 1996, 1998, 2000, 2002, 2005, 2006, 2015)
 Tournament Record 20-11 (.645)
 Total Tournament Games 31
 Last Appearance 2015; Lost at Stanford in Quarterfinals
 Best Finishes..... Champion (1990); Runner-Up (1994)

Postseason Tournament Results

1965 NCAA Tournament (1-1)

Date	Score	Site (Round)
March 12	Vanderbilt 83, DePaul 78 (OT)	Lexington, Ky. (Mideast-Semifinals)
March 13	Michigan 87, Vanderbilt 85	Lexington, Ky. (Mideast-Finals)

1974 NCAA Tournament (0-2)

March 14	Marquette 69, Vanderbilt 61	Tuscaloosa, Ala. (Mideast-Semifinals)
March 16	Notre Dame 118, Vanderbilt 88	Tuscaloosa, Ala. (Mideast-Third Place)

1983 National Invitation Tournament (1-1)

March 15	Vanderbilt 79, East Tennessee State 74	Nashville (First Round)
March 21	Wake Forest 75, Vanderbilt 68	Nashville (Second Round)

1987 National Invitation Tournament (2-1)

March 12	Vanderbilt 74, Jacksonville 72	Nashville (First Round)
March 16	Vanderbilt 109, Florida State 92	Nashville (Second Round)
March 21	Southern Miss 95, Vanderbilt 88	Nashville (Quarterfinals)

1988 NCAA Tournament (2-1)

March 18	[7] Vanderbilt 80, [10] Utah State 77	Lincoln, Neb. (Midwest-First Round)
March 20	[7] Vanderbilt 80, [2] Pittsburgh 77 (OT)	Lincoln, Neb. (Midwest-Second Round)
March 25	[2] Kansas 77, [7] Vanderbilt 64	Pontiac, Mich. (Midwest-Semifinals)

1989 NCAA Tournament (0-1)

March 17	[9] Notre Dame 81, [8] Vanderbilt 65	Providence, R.I. (East-First Round)
----------	--------------------------------------	-------------------------------------

1990 National Invitation Tournament (5-0)

March 17	Vanderbilt 98, Louisiana Tech 90 (OT)	Nashville (First Round)
March 19	Vanderbilt 89, Tennessee 85	Nashville (Second Round)
March 21	Vanderbilt 88, New Orleans 65	Nashville (Quarterfinals)
March 26	Vanderbilt 75, Penn State 62	New York, N.Y. (Semifinals)
March 28	Vanderbilt 74, Saint Louis 72	New York, N.Y. (Finals)

1991 NCAA Tournament (0-1)

March 15	[8] Georgetown 70, [9] Vanderbilt 60	Tucson, Ariz. (West-First Round)
----------	--------------------------------------	----------------------------------

1992 National Invitation Tournament (0-1)

March 19	Rhode Island 68, Vanderbilt 63	Nashville (First Round)
----------	--------------------------------	-------------------------

1993 NCAA Tournament (2-1)

March 18	[3] Vanderbilt 92, [14] Boise State 72	Salt Lake City, Utah (West-First Round)
March 20	[3] Vanderbilt 85, [6] Illinois 68	Salt Lake City, Utah (West-Second Round)
March 26	[7] Temple 67, [3] Vanderbilt 59	Seattle, Wash. (West-Semifinals)

1994 National Invitation Tournament (4-1)

March 16	Vanderbilt 77, Oklahoma 67	Norman, Okla. (First Round)
March 21	Vanderbilt 78, New Orleans 59	Nashville (Second Round)
March 23	Vanderbilt 89, Clemson 74	Nashville (Quarterfinals)
March 28	Vanderbilt 82, Kansas State 76	New York, N.Y. (Semifinals)
March 30	Villanova 80, Vanderbilt 73	New York, N.Y. (Finals)

1996 National Invitation Tournament (1-1)

March 13	Vanderbilt 86, Arkansas Little Rock 80	Nashville (First Round)
March 18	South Carolina 80, Vanderbilt 70	Columbia, S.C. (Second Round)

1997 NCAA Tournament (0-1)

March 13	[7] Xavier 80, [10] Vanderbilt 68	Auburn Hills, Mich. (Midwest-First Round)
----------	-----------------------------------	---

1998 National Invitation Tournament (3-1)

March 11	Vanderbilt 73, St. Bonaventure 61	Nashville (First Round)
March 17	Vanderbilt 72, Wake Forest 68	Winston-Salem, N.C. (Second Round)
March 19	Georgia 79, Vanderbilt 65	Athens, Ga. (Quarterfinals)

NCAA TOURNAMENT APPEARANCES

1965..... (Mideast)
 1974..... (Mideast)
 1988..... (Midwest)
 1989..... (East)
 1991..... (West)
 1993..... (West)
 1997..... (Midwest)
 2004..... (Phoenix)
 2007..... (East)
 2008..... (Midwest)
 2010..... (West)
 2011..... (Southwest)
 2012..... (East)
 2016..... (South)
 2017..... (West)

OPPONENTS AT THE NCAA TOURNAMENT

Boise State 1-0
 Connecticut 0-1
 DePaul 1-0
 Georgetown 0-2
 George Washington 1-0
 Harvard 1-0
 Illinois 1-0
 Kansas 0-1
 Marquette 0-1
 Michigan 0-1
 Murray State 0-1
 North Carolina State 1-0
 Northwestern 0-1
 Notre Dame 0-2
 Pittsburgh 1-0
 Richmond 0-1
 Siena 0-1
 Temple 0-1
 Utah State 1-0
 Washington State 1-0
 Western Michigan 1-0
 Wichita State 0-1
 Wisconsin 0-1
 Xavier 0-1

Overall 10-16

POSTSEASON HISTORY

RECORD BY REGIONAL ROUND

First Four.....	0-1
First Round.....	4-7
Second Round.....	5-0
Third Round.....	0-1
Regional Semifinal.....	1-5
Regional Final.....	0-1
Consolation.....	0-1

RECORD AT NCAA TOURNAMENT SITES

Site.....	W-L
Albuquerque, N.M.	1-1
Auburn Hills, Mich.	0-1
Dayton, Ohio.....	0-1
Denver, Colo.....	0-1
East Rutherford, N.J.....	0-1
Lexington, Ky.	1-1
Lincoln, Neb.	2-0
Orlando, Fla.	2-0
Phoenix, Ariz.	0-1
Pontiac, Mich.	0-1
Providence, R.I.	0-1
Sacramento, Calif.....	2-0
Salt Lake City, Utah.....	2-1
San Jose, Calif.....	0-1
Seattle, Wash.	0-1
Tampa, Fla.	0-1
Tucson, Ariz.	0-1
Tuscaloosa, Ala.	0-2

RECORD VS. SEEDED TEAMS IN NCAA TOURNAMENT

Vs. Seed	W-L	Last Faced (Opp)
No. 2	1-2	2007 (Georgetown)
No. 3	2-0	2007 (Washington State)
No. 4	0-1	2012 (Wisconsin)
No. 6	1-1	1993 (Illinois)
No. 7	0-2	1997 (Xavier)
No. 8	0-2	2017 (Northwestern)
No. 9	0-1	1989 (Notre Dame)
No. 10	1-0	1988 (Utah State)
No. 11	2-1	2016 (Wichita State)
No. 12	2-1	1993 (Boise State) 2011 (Richmond) 2012 (Harvard)
No. 13	0-2	2010 (Murray State)

RECORD AS A SEEDED TEAM IN NCAA TOURNAMENT

Seed	W-L	Season(s)
No. 3	2-1	1993
No. 4	0-2	2008, 2010
No. 5	1-2	2011, 2012
No. 6	4-2	2004, 2007
No. 7	2-1	1988
No. 8	0-1	1989
No. 9	0-2	1991, 2017
No. 10	0-1	1997
No. 11	0-1	2016

2000 National Invitation Tournament (0-1)

March 14 Wake Forest 83, Vanderbilt 68 Nashville, Tenn. (First Round)

2002 National Invitation Tournament (1-1)

March 13 Vanderbilt 59, Houston 50 Nashville, Tenn. (First Round)
March 15 Louisiana Tech 83, Vanderbilt 68 Ruston, La. (Second Round)

2004 NCAA Tournament (2-1)

March 19 [6] Vanderbilt 71, [11] W. Michigan 58 Orlando, Fla. (Phoenix-First Round)
March 21 [6] Vanderbilt 75, [3] N.C. State 73 Orlando, Fla. (Phoenix-Second Round)
March 25 [2] Connecticut 73, [6] Vanderbilt 53 Phoenix, Ariz. (Phoenix-Semifinals)

2005 National Invitation Tournament (2-1)

March 16 Vanderbilt 67, Indiana 60 Bloomington, Ind. (First Round)
March 21 Vanderbilt 65, Wichita State 63 Nashville, Tenn. (Second Round)
March 23 Memphis 81, Vanderbilt 68 Memphis, Tenn. (Quarterfinals)

2006 National Invitation Tournament (0-1)

March 15 Notre Dame 79, Vanderbilt 69 Notre Dame, Ind. (First Round)

2007 NCAA Tournament (2-1)

March 15 [6] Vanderbilt 77, [11] G. Washington 44 Sacramento, Calif. (First Round)
March 17 [6] Vanderbilt 78, [3] Wash. St. 74 (2OT) Sacramento, Calif. (Second Round)
March 23 [2] Georgetown 66, [6] Vanderbilt 65 East Rutherford, N.J. (East-Semifinal)

2008 NCAA Tournament (0-1)

March 21 [13] Siena 83, [4] Vanderbilt 62 Tampa, Fla. (First Round)

2010 NCAA Tournament (0-1)

March 18 [13] Murray State 66, [4] Vanderbilt 65 San Jose, Calif. (First Round)

2011 NCAA Tournament (0-1)

Date	Score	Site (Round)
March 17	[12] Richmond 69, [5] Vanderbilt 66	Denver, Colo. (First Round)

2012 NCAA Tournament (1-1)

Date	Score	Site (Round)
March 15	[5] Vanderbilt 79, [12] Harvard 70	Albuquerque, N.M. (Second Round)
March 17	[4] Wisconsin 60, [5] Vanderbilt 57	Albuquerque, N.M. (Third Round)

2015 National Invitation Tournament (2-1)

March 18 Vanderbilt 75, Saint Mary's 64 Moraga, Calif. (First Round)
March 20 Vanderbilt 92, South Dakota State 77 Nashville, Tenn. (Second Round)
March 24 Stanford 78, Vanderbilt 75 Stanford, Calif. (Quarterfinals)

2016 NCAA Tournament (0-1)

March 15 [11] Wichita State 70, [11] Vanderbilt 50 Dayton, Ohio (First Four)

2017 NCAA Tournament (0-1)

March 16 [9] Northwestern 68, [8] Vanderbilt 66 Salt Lake City, Utah (First Round)

VANDERBILT COACHES

All-Time Head Coaching Records


<i>Seasons</i>	<i>Head Coach</i>	<i>Yrs</i>	<i>W</i>	<i>L</i>	<i>Pct.</i>
1901-02	W.D. Weatherford	2	7	4	.636
1903	Grinnell Jones	1	6	0	1.000
1904, 1909	E.J. Hamilton	2	17	5	.773
1907	J.N. Stone	1	6	1	.857
1908	W.L. Throop	1	6	10	.375
1910	R.B. McGehee	1	10	3	.769
1911-12	C.T. (Zeke) Martin	2	17	11	.607
1913	Oscar G. Nelson	1	3	4	.429
1914-17	G.T. Denton	4	30	20	.400
1918	Ralph Palmer	1	6	3	.667
1919-21	Ray Morrison	3	30	19	.612
1922-23	Wallace Wade	2	24	16	.600
1924-27, 1932-36	Josh Cody	9	98	100	.495
1928-29	Johnny (Red) Floyd	2	9	19	.321
1930-31, 1945-46	Gus Morrow	4	31	40	.443
1937-41	Jim Buford	5	48	49	.495
1941-43, 1947	Norm Cooper	3	24	25	.490
1944	Smokey Harper	1	12	3	.800
1948-58, 1960-61	Bob Polk	13	197	106	.650
1959, 1962-76	Roy Skinner	16	278	135	.673
1977-79	Wayne Dobbs	3	38	42	.475
1980-81	Richard Schmidt	2	28	27	.509
1982-89	C.M. Newton	8	129	115	.529
1990-93	Eddie Fogler	4	81	48	.628
1994-1999	Jan van Breda Kolff	6	104	81	.562
2000-2016	Kevin Stallings	17	322	220	.594
2016-2019	Bryce Drew	3	40	59	.404
Totals		116	1611	1157	.582

All-Time Coaching Roster

Anglin, Kevin: 1994	Jennings, Bill: 1958	Walter, Al: 1982-87
Arnold, Gib: 1999	Jones, Derrick: 2014-16	
Ayers, Brian: 1997-98	Keating, Kerry: 1995	Head Coaches in Bold
Bargatze, Ron: 1970-1978	Kelley, George: 1953	Roster since 1948
Barksdale, Randolph: 1979	Knodel, Don: 1962-66	
Bland, Bobby: 1967-69	Lebo, Jeff: 1993	
Bostic, Don: 1980-81	Ligon, Bill: 1977-78	
Bostick, John: 1982-89	Lindsay, Bob: 1980-81	
Callahan, Rick: 1990-93	Martin, Ed: 1986-89	
Cason, David: 2011-14	Mazarei, Adam: 2019-present	
Cohen, Adam: 2014-16	McClendon, Leroy: 1985	
Cooper, Norman: 1947	Meyer, Jerry: 1999	
Couch, Roger: 1977	Miller, John Ed: 1966	
Clayton, Dale: 1979-84	Monroe, Randy: 1994	
Davis, Charles: 1995-96	Muller, Dan: 2002-12	
Diebler, Jake: 2016-19	Newton, C.M.: 1982-89	
Dobbs, Wayne: 1977-79, 1971-76	Peterson, Buzz: 1994-96	
Dougherty, Neil: 1990-93	Petrone, Mike: 1983-92	
Drew, Bryce: 2016-19	Phillips, Faragi: 2019-present	
Elliott, Mark: 1988-92	Polk, Bob: 1948-58, 1960-61	
Estes, Ray: 1970-71	Powell, Jr., Roger: 2016-19	
Fiser, Warren: 1962	Rhodes, Mike: 1982	
Fogler, Eddie: 1990-93	Rice, King: 2007-11	
Fowler, Lee: 1979	Richardson, Tom: 2004-16	
Fox, Inman: 1958	Rochelle, Al: 1960	
Frederick, Brad: 2001-13	Russell, John: 1964-66, 1970	
French, Jimmy: 1959	Schmidt, Richard: 1980-81	
Garr, Homer: 1967-69	Scobey, David: 1950-54	
Gaudet, Pete: 1997-98	Shaw, Casey: 2016-19	
Grace, Bob: 1966-67	Shurina, Steve: 1999-00	
Grace, David: 2019-present	Skinner, Roy: 1959, 1962-76, 1958-61	
Heldman, Jack: 1955-57	Southwood, Jerry: 1968-69	
Hoover, Jay: 1978	Stackhouse, Jerry: 2019-present	
Hufnagel, Yanni: 2013-14	Stallings, Kevin: 2000-16	
Hyden, Johnny: 1947	Taylor, Clarence: 1961	
Jackson, Jeff: 2000-2006	van Breda Kolff, Jan: 1994-99	
Jankovich, Tim: 2000-2002	Walker, Chris: 1997-99	




Bob Polk
1948-58, 1960-61
(197-106)



Roy Skinner
1959, 1962-76
(278-135)



C.M. Newton
1982-89
(129-115)



Eddie Fogler
1990-93
(81-48)



Jan Van Breda Kolff
1994-99
(104-81)



Kevin Stallings
2000-16
(322-220)



Bryce Drew
2016-19
(40-59)

NCAA BOX SCORES

Northwestern 68, Vanderbilt 66

West Regional, First Round
March 16, 2017 • Salt Lake City, Utah

Vanderbilt	FG	3FG	FT	R	F	Pts	A	T	B	S	M
Kornet	4-12	2-6	4-4	5	5	14	0	0	3	1	34
Roberson	1-5	0-1	2-2	3	2	4	1	1	1	1	30
Toye	2-5	0-2	2-3	3	3	6	1	1	0	2	26
LaChance	4-9	2-6	2-2	3	2	12	4	3	0	1	30
Cressler	1-6	1-2	0-0	7	1	3	0	3	1	0	27
Willis	2-3	1-1	0-0	3	0	5	2	0	0	0	16
Fisher-Davis	7-15	3-8	5-7	3	2	22	1	1	1	1	31
Baptiste	0-0	0-0	0-0	2	1	0	0	1	0	0	3
Brown	0-0	0-0	0-0	0	0	0	0	0	0	1	3
Totals	21-55	9-26	15-18	30	16	66	9	10	6	7	200

Northwestern	FG	3FG	FT	R	F	Pts	A	T	B	S	M
Law	1-8	0-3	0-1	7	3	2	2	2	0	0	33
Pardon	4-7	0-0	6-8	11	3	14	1	5	0	2	37
Lindsey	6-14	2-5	0-0	5	1	14	2	1	0	1	36
McIntosh	10-16	3-5	2-2	4	3	25	3	3	0	2	34
Lumpkin	1-2	0-0	1-2	0	3	3	1	0	0	1	31
Brown	1-2	0-0	0-2	1	0	2	0	0	0	1	6
Benson	1-1	0-0	0-0	1	2	0	0	0	1	1	3
Taphorn	1-2	1-1	0-0	1	1	3	1	0	0	0	11
Skelly	1-1	0-0	1-3	2	3	3	0	1	0	0	9

Score by Periods	1st	2nd	Total
Vanderbilt	27	39	66
Northwestern	34	34	68

FG Percentage: VU 38.2, NU 49.1;
3-Point FG Percentage: VU 34.6, NU 42.9;
FT Percentage: VU 83.3, NU 55.6;
Tournament Seeds: Vanderbilt 8, Northwestern 9

Wichita State 70, Vanderbilt 50

South Regional, First Four
March 15, 2016 • Dayton, Ohio

Wichita State	FG	3FG	FT	R	F	Pts	A	T	B	S	M
Brown	1-2	1-1	0-0	3	1	3	0	0	0	0	12
Morris	2-3	0-0	0-0	3	3	4	0	0	1	0	9
Wesse	0-1	0-0	0-0	1	3	0	0	0	0	0	7
Vanvleet	6-15	2-6	0-1	3	0	14	7	1	0	2	34
Baker	3-11	1-5	7-8	9	1	14	3	1	0	1	33
Kelly	1-4	0-1	1-2	3	3	3	0	1	0	0	17
Grady	3-9	0-0	5-6	7	3	11	1	0	0	0	29
Nurjer	2-3	0-1	2-2	3	3	6	0	0	1	0	17
Wamukota	0-0	0-0	0-0	0	0	0	0	0	0	0	1
McDuffie	2-6	1-1	2-4	7	2	7	0	2	0	2	25
Frankamp	2-5	2-4	2-2	2	3	8	1	1	0	0	16
Team				2		1					
Totals	22-59	7-19	19-25	43	22	70	12	7	2	5	200

Vanderbilt	FG	3FG	FT	R	F	Pts	A	T	B	S	M
Kornet	3-10	1-5	1-2	9	1	8	0	0	2	0	32
Roberson	1-7	0-3	1-2	6	3	3	1	1	0	0	28
Jones	2-6	0-0	1-7	5	4	5	0	0	2	0	26
Baldwin IV	3-9	0-2	3-3	4	4	9	5	4	0	1	33
Fisher-Davis	0-5	0-4	2-3	2	2	2	0	1	0	0	18
Justice	0-0	0-0	0-0	0	0	0	0	0	0	0	3
Toye	3-6	1-2	3-4	3	3	10	0	1	0	0	26
LaChance	4-8	1-3	1-1	3	3	10	2	1	0	0	23
Cressler	0-1	0-0	0-0	1	0	0	0	0	1	0	6
Henderson	0-1	0-0	3-4	2	2	3	1	2	0	0	5
Team				3	1	2					
Totals	16-53	3-19	15-26	38	23	50	9	12	5	1	200

Score by Periods	1st	2nd	Total
Wichita State	30	40	70
Vanderbilt	30	20	50

FG Percentage: VU 30.2, WS 37.3;
3-Point FG Percentage: VU 15.8, WS 36.8;
FT Percentage: VU 57.7, WS 76.0;
Tournament Seeds: Vanderbilt 11, Wichita State 11

Vanderbilt 79, Harvard 70

East Regional, Second Round
March 15, 2012 • Albuquerque, N.M.

Harvard	FG	3FG	FT	R	F	Pts	A	T	B	S	M
Brown	3-8	1-3	6-6	5	5	13	1	0	0	1	28
Casey	3-8	0-0	2-2	9	4	8	2	1	0	0	33
Rivard	6-7	6-7	2-4	1	2	20	0	1	0	0	25
Curry	5-13	1-5	1-2	1	4	12	3	4	0	0	36
McNally	2-5	0-3	0-0	1	3	4	7	2	0	1	34
Brown	0-1	0-0	0-0	0	0	0	0	0	0	0	0
Moundou-Missi	2-2	0-0	0-0	0	2	4	0	0	0	0	6
Webster	2-7	1-6	0-0	2	1	5	1	0	0	1	20
Miller	0-0	0-0	0-0	1	0	0	0	1	0	0	6
Saunders	1-4	0-0	0-0	1	0	2	0	1	0	1	11
Travis	1-1	0-0	0-0	1	0	2	0	0	0	0	1
Team				3							
Totals	25-56	9-24	11-14	25	21	70	14	10	0	4	200

Vanderbilt	FG	3FG	FT	R	F	Pts	A	T	B	S	M
Goulbourne	1-2	0-0	2-2	5	5	4	0	3	0	0	12
Taylor	6-13	2-5	1-4	1	2	15	2	2	0	2	32
Ezeli	2-3	0-0	4-6	11	3	8	1	3	4	0	26
Tinsley	5-6	2-2	4-4	1	2	16	4	4	0	1	23
Jenkins	7-12	3-8	10-13	6	2	27	3	1	0	1	32
Johnson	2-5	0-1	0-1	0	0	4	1	2	0	1	22
Parker	0-0	0-0	0-0	0	0	0	1	0	0	1	12
Tchiengang	0-1	0-0	0-0	5	2	0	0	0	0	1	14
Odom	2-4	1-2	0-0	6	2	5	1	1	0	0	27
Team											
Totals	25-46	8-18	21-30	35	18	79	13	16	5	8	200

Score by Periods	1st	2nd	Total
Harvard	23	47	70
Vanderbilt	33	46	79

FG Percentage: VU 54, HU 45; 3-Point FG Percentage: VU 44, HU 38;
FT Percentage: VU 70, HU 79;
Tournament Seeds: Vanderbilt 5, Harvard 12

Wisconsin 60, Vanderbilt 57

East Regional, Third Round
March 17, 2012 • Albuquerque, N.M.

Vanderbilt	FG	3FG	FT	R	F	Pts	A	T	B	S	M
Goulbourne	2-3	0-0	3-4	11	2	7	2	1	0	1	28
Tchiengang	1-1	0-0	0-0	2	2	2	1	1	0	1	13
Taylor	4-12	1-5	0-0	1	3	9	0	3	1	0	30
Tinsley	4-6	2-4	0-0	2	4	10	1	3	0	0	23
Jenkins	3-13	2-9	5-6	2	13	2	1	0	1	1	33
Johnson	0-2	0-0	0-0	1	0	0	1	1	0	1	18
Ezeli	5-7	0-0	4-6	11	14	0	2	1	1	27	
Parker	1-2	0-1	0-0	1	0	2	1	0	0	0	15
Odom	0-0	0-0	0-0	1	3	0	0	0	0	0	13
Team				3							
Totals	20-46	5-19	12-16	35	17	57	8	12	3	4	200

Wisconsin	FG	3FG	FT	R	F	Pts	A	T	B	S	M
Evans	4-7	1-3	2-5	5	3	11	4	3	1	1	31
Bruesewitz	4-6	2-3	0-0	3	3	10	2	1	0	3	26
Berggren	5-12	1-6	1-1	6	2	12	2	2	0	0	32
Taylor	5-15	3-10	1-1	2	14	3	2	0	0	0	39
Gasser	1-2	0-1	0-1	3	3	2	0	0	0	0	24
Brust	4-8	3-5	0-0	4	0	11	0	0	0	0	19
Wilson	0-3	0-3	0-0	2	2	0	2	0	0	0	23
Kaminsky	0-2	0-2	0-0	2	2	0	0	0	0	0	6
Team				3							
Totals	23-55	10-33	4-8	30	16	60	13	8	1	4	200

Score by Periods	1st	2nd	Total
Vanderbilt	31	26	57
Wisconsin	32	28	60

FG Percentage: VU 44, UW 42; 3-Point FG Percentage: VU 26, UW 30;
FT Percentage: VU 75, UW 50;
Tournament Seeds: Vanderbilt 5, Wisconsin 4

Richmond 69, Vanderbilt 66

Midwest Regional, Second Round
March 17, 2011 • Denver, Colo.

Vanderbilt	FG	3FG	FT	R	F	Pts	A	T	B	S	M
Goulbourne	2-6	0-1	2-6	9	2	6	2	1	0	0	30
Taylor	1-10	0-0	2-2	9	4	4	0	2	0	0	35
Ezeli	8-10	0-0	5-10	8	4	21	0	1	0	0	31
Tinsley	4-6	2-4	0-0	3	1	10	6	0	1	0	40
Jenkins	6-9	4-6	5-5	2	1	21	3	0	0	0	36
Fuller	1-2	0-1	0-0	2	0	2	1	0	0	0	10
Tchiengang	1-2	0-0	0-0	1							

NCAA BOX SCORES

Siena 83, Vanderbilt 62

Midwest Regional, First Round
March 21, 2008 • Tampa, Fla.

Vanderbilt	fg-a	3-a	ft-a	o-d-t	pf	tp	a	to	b	s	m
Foster	6-14	1-5	0-0	0-6-6	4	13	1	2	0	2	34
Neltner	4-6	0-0	2-2	1-3-4	2	10	3	2	0	1	29
Ogilvy	7-15	0-0	4-8	4-2-6	3	18	2	4	0	0	29
Beal	0-4	0-3	0-0	0-1-1	3	0	5	1	0	1	19
Gordon	2-8	2-7	0-0	1-1-2	2	6	0	2	0	1	30
Metcalfe	1-2	0-0	0-0	0-0-0	0	2	0	0	0	0	4
Bell	2-4	1-3	0-0	0-0-0	0	5	0	1	0	0	13
Cole	0-1	0-1	0-0	0-0-0	0	0	0	0	0	0	1
McClellan	0-0	0-0	2-2	1-0-1	2	2	0	0	0	1	8
Graham	3-3	0-0	0-0	1-1-2	1	6	0	3	0	2	10
Walker	0-3	0-0	0-0	4-2-6	2	0	1	1	0	0	18
Drake	0-1	0-1	0-0	1-0-1	0	0	0	0	0	1	4
Duffy	0-0	0-0	0-0	0-0-0	0	0	0	0	0	0	1
TEAM				1-1-2	1						
Totals	25-61	4-20	8-12	14-17-31	20	62	12	16	0	9	200

Siena	fg-a	3-a	ft-a	o-d-t	pf	tp	a	to	b	s	m
Duell	0-5	0-3	0-0	1-3-4	2	0	2	0	0	1	31
Ubiles	4-8	0-2	3-4	0-2-2	0	11	2	4	0	3	30
Franklin	3-4	0-0	4-5	1-3-4	4	10	1	2	0	1	22
Moore	3-8	1-4	4-4	1-5-6	0	11	6	6	0	2	35
Hasbrouk	9-14	2-5	10-10	1-3-4	1	30	3	2	2	0	33
De La Rosa	0-0	0-0	0-0	0-0-0	0	2	1	0	0	0	4
Fisher	6-6	6-6	1-2	0-1-1	0	19	0	0	0	0	18
Jackson	0-0	0-0	0-0	0-0-0	0	0	0	0	0	0	1
Rossiter	1-1	0-0	0-0	0-4-4	4	2	0	0	0	1	14
Magee	0-0	0-0	0-0	1-1-2	0	0	0	0	0	0	12
TEAM				0-2-2							
Totals	26-46	9-20	22-25	5-24-29	11	83	16	17	0	10	200

Score by Periods	1st	2nd	Total
Siena	46	37	83
Vanderbilt	34	28	62

FG Percentage: SC: 56.5, VU: 41.0; 3FG Percentage: SC: 45.0, VU: 20.0;
FT Percentage: SC: 88.0, VU: 66.7;
Tournament Seeds: Vanderbilt 4, Siena 13

Vanderbilt 71, George Washington 44

East Regional, First Round
March 15, 2007 • Sacramento, Calif.

Vanderbilt	FG	3FG	FT	R	F	Pts	A	T	B	S	M
Byars	5-14	2-6	0-0	6	2	12	5	0	0	0	27
Neltner	1-2	0-0	0-0	2	2	2	2	1	0	0	17
Gordon	2-4	2-3	4-4	6	2	10	4	1	0	0	23
Cage	2-8	2-8	0-0	4	3	6	3	1	0	1	25
Foster	7-14	4-10	0-0	1	3	18	2	2	2	0	27
Beal	1-3	0-1	2-4	1	3	4	1	1	0	3	17
Rodriguez	0-0	0-0	1-2	0	0	1	1	1	0	0	2
Metcalfe	2-3	0-1	4-4	2	0	8	0	0	0	1	11
Hammond	0-0	0-0	0-0	1	1	0	0	0	0	0	4
Brown	1-3	0-0	0-0	2	1	2	0	2	1	1	16
Drake	3-6	2-2	0-0	3	2	8	3	2	0	0	16
Skuchas	2-4	0-0	2-2	6	3	6	1	1	0	1	15
TEAM				7							
Totals	26-61	12-31	13-16	41	22	77	22	11	3	6	200

G. Washington	FG	3FG	FT	R	F	Pts	A	T	B	S	M
Koundjaf	0-3	0-1	7-10	5	3	7	1	1	0	0	24
Akingbade	2-5	0-0	1-4	9	3	5	0	3	1	0	22
Hollis	2-8	0-1	1-1	0	3	5	0	2	0	0	21
Elliott	2-9	0-2	4-4	2	0	8	1	3	1	1	27
Rice	1-9	1-5	0-0	3	1	3	1	1	0	0	27
King	4-6	1-2	0-0	5	3	9	2	2	1	1	30
Diggs	1-5	0-0	1-2	1	1	3	0	3	0	0	13
Del Favero	0-0	0-0	0-0	0	0	0	0	1	0	0	1
Opoku	0-0	0-0	1-4	2	0	1	0	1	1	0	9
Lee	0-0	0-0	0-0	0	1	0	1	0	0	0	3
Wilmore	1-2	1-2	0-0	1	0	3	0	1	1	1	17
Laplante	0-0	0-0	0-0	0	0	0	0	0	0	0	1
Green	0-1	0-1	0-0	1	1	0	0	2	0	0	5
TEAM				7							
Totals	13-48	3-14	15-25	36	16	44	6	20	5	3	200

Score by Periods	1st	2nd	Total
George Washington	20	24	44
Vanderbilt	45	32	77

FG Percentage: VU 42.6, GW 27.1; 3FG Percentage: VU 38.7, GW 21.4; FT Percentage: VU 81.3, GW 60.0
Tournament Seeds: Vanderbilt 6, George Washington 11

Vanderbilt 75, Washington State 74 (20T)

East Regional, Second Round
March 17, 2007 • Sacramento, Calif.

Vanderbilt	FG	3FG	FT	R	F	Pts	A	T	B	S	M
Foster	8-17	1-7	3-3	6	4	20	1	4	0	2	42
Neltner	2-4	0-0	0-0	4	0	4	2	1	1	1	21
Gordon	4-6	2-4	2-5	4	1	12	2	4	0	0	37
Byars	9-20	5-9	4-4	5	4	27	2	5	1	3	45
Cage	3-10	2-7	3-4	7	1	11	4	0	0	1	49
Beal	0-1	0-0	0-0	0	0	0	2	0	0	0	2
Metcalfe	0-1	0-0	0-0	0	2	0	0	0	0	0	3
Brown	0-1	0-0	0-0	1	1	0	0	0	0	0	9
Drake	0-0	0-0	0-0	0	0	0	0	0	2	0	2
Skuchas	1-3	0-0	2-2	7	4	4	0	1	0	1	28
TEAM				5							
Totals	27-63	10-27	14-18	39	17	78	13	17	2	12	250

Washington St.	FG	3FG	FT	R	F	Pts	A	T	B	S	M
Cowgill	6-10	0-0	2-4	6	1	14	2	2	1	0	43
Clark	1-5	0-0	0-0	3	3	2	0	1	2	2	15
Low	8-16	3-9	2-2	2	1	21	3	2	0	2	48
Rochestie	1-7	0-3	0-0	4	3	2	3	5	0	2	36
Weaver	1-8	0-1	3-4	6	3	5	8	8	0	4	48
Matthews	2-3	1-2	0-0	0	1	5	0	1	0	0	8
Baynes	5-7	0-0	4-5	5	4	14	0	0	0	0	37
Harmeling	3-4	3-4	2-2	2	0	11	0	0	1	0	15
TEAM				8							
Totals	27-60	7-19	13-17	36	16	74	16	19	4	10	250

Score by Periods	1st	2nd	OT	OT2	Total
Vanderbilt	25	35	9	9	78
Washington State	33	27	9	5	74

FG Percentage: VU 42.9, WSU 45.0; 3FG Percentage: VU 37.0, WSU 36.8; FT Percentage: VU 77.8, WSU 76.5
Tournament Seeds: Vanderbilt 6, Washington State 3

Georgetown 66, Vanderbilt 65

East Regional, Regional Semifinal
March 23, 2007 • East Rutherford, N.J.

Vanderbilt	FG	3FG	FT	R	F	Pts	A	T	B	S	M
Byars	5-12	3-7	4-5	1	2	17	5	1	0	1	38
Foster	7-17	2-6	0-1	2	3	16	1	2	0	0	38
Neltner	2-2	0-0	4-6	6	1	8	3	1	1	1	34
Gordon	1-8	1-7	0-0	1	2	3	2	0	0	0	27
Cage	4-10	3-7	6-6	7	2	17	4	0	2	3	38
Beal	1-1	0-0	0-0	1	1	2	2	0	1	0	13
Brown	0-0	0-0	0-0	0	1	0	0	0	0	0	2
Skuchas	1-1	0-0	0-2	2	4	2	0	1	0	0	10
TEAM				6							
Totals	21-51	9-27	14-20	26	16	65	17	5	4	5	200

Georgetown	FG	3FG	FT	R	F	Pts	A	T	B	S	M
Summers	5-13	3-4	2-4	7	1	15	3	3	2	0	34
Green	7-11	0-2	1-1	4	3	15	3	1	0	1	40
Hibbert	5-7	0-0	2-4	10	5	12	0	2	0	1	27
Wallace	3-8	2-5	0-0	3	1	8	4	0	0	0	33
Sapp	2-10	1-5	1-3	5	3	6	3	1	1	1	33
Rivers	0-0	0-0	0-0	1	0	0	0	0	0	0	8
Crawford	1-2	1-2	0-0	2	2	3	0	1	0	0	8
Ewing	2-5	1-1	2-2	3	3	7	1	3	0	0	17
TEAM				5							
Totals	25-56	8-19	8-14	40							

NCAA BOX SCORES

Connecticut 73, Vanderbilt 53

Phoenix Regional, Regional Semifinal
March 25, 2004 • Phoenix, Ariz.

Vanderbilt	FG	3FG	FT	R	F	Pts	A	T	B	S	M
Przybyszewski	3-7	2-4	0-0	3	1	8	1	1	0	0	24
Freije	3-18	0-6	2-4	4	1	8	1	3	0	0	33
Lahey	1-5	0-2	0-0	1	3	2	1	1	0	2	25
Moore	4-9	2-4	2-2	1	1	12	1	1	0	4	33
Smith	4-9	3-6	1-2	0	1	12	0	2	0	1	29
Holwerda	1-1	0-0	0-0	0	1	2	0	0	0	0	5
Payton	2-2	0-0	0-0	1	1	4	1	1	0	0	12
Cage	0-1	0-1	0-0	0	0	0	0	0	0	0	2
Hundley	1-1	1-1	0-0	1	0	3	2	0	0	1	14
Terrell	1-2	0-0	0-0	6	4	2	4	2	0	0	19
Skuchas	0-2	0-0	0-0	0	1	0	0	0	0	0	4
Team				4							
Total	20-57	8-24	5-8	21	14	53	11	11	0	8	200

Connecticut	FG	3FG	FT	R	F	Pts	A	T	B	S	M
Boone	4-6	0-0	0-0	4	2	8	0	1	1	2	28
Anderson	5-11	3-8	2-2	6	0	15	3	6	1	1	34
Okafor	4-7	0-0	4-6	11	3	12	0	4	0	2	32
Gordon	7-16	3-9	3-3	9	1	20	5	2	0	0	39
Brown	4-7	0-0	4-4	5	0	12	5	4	0	1	36
Swaller	0-0	0-0	0-0	0	1	0	0	0	0	0	2
Villanueva	2-3	0-0	0-0	2	1	4	0	0	0	0	9
Armstrong	1-1	0-0	0-0	3	1	2	1	0	2	0	13
Brown	0-0	0-0	0-0	1	1	0	0	1	0	0	7
Team				3							
Total	27-51	6-17	13-15	44	10	73	14	18	4	6	200

Score by Periods

	1st	2nd	Total
Vanderbilt	31	44	75
North Carolina State	28	45	73

FG Percentage: VU 35, UC 53; **3FG Percentage:** VU 33, UC 35;
FT Percentage: VU 63, UC 87
Tournament Seeds: Vanderbilt 6, Connecticut 1

Xavier 80, Vanderbilt 68

Midwest Regional, First Round
March 13, 1997 • Auburn Hills, Mich.

Vanderbilt	FG	3FG	FT	R	F	Pts	A	T	B	S	M
Di Spaltro	2-4	0-0	1-2	5	5	5	0	4	1	0	28
Whitehead	2-11	0-5	4-6	6	2	8	2	4	0	1	36
Bates	9-16	0-0	3-6	7	4	21	2	1	0	1	38
Pride	0-1	0-1	1-2	0	1	1	0	0	0	0	9
Maddux	6-15	4-11	0-0	2	4	16	3	5	0	5	40
Strong	0-0	0-0	0-0	1	1	0	0	1	0	1	3
Prater	4-5	3-3	0-1	3	1	11	6	5	0	0	32
Langhi	2-3	1-1	1-2	2	0	6	0	1	1	0	14
Totals	25-55	8-21	10-19	33	18	68	13	21	2	8	200

Xavier	FG	3FG	FT	R	F	Pts	A	T	B	S	M
Johnson	2-5	0-0	0-1	9	4	4	4	3	1	2	35
Williams	6-15	0-1	4-5	6	2	16	5	0	0	1	34
Braggs	4-9	0-0	1-2	7	5	9	3	1	0	1	23
Brown	6-12	1-4	0-0	1	2	13	1	3	0	1	33
Lumpkin	6-13	2-6	2-2	3	2	16	1	4	0	1	34
Anderson	0-0	0-0	0-0	1	1	0	2	4	0	6	14
Posey	7-10	0-2	8-8	8	2	22	1	1	1	4	27
Totals	31-64	3-13	15-18	39	19	80	9	18	2	9	200

Score by Periods

	1st	2nd	Total
Vanderbilt	33	35	68
Xavier	38	42	80

FG Percentage: VU 46, XU 48; **3FG Percentage:** VU 38, XU 23;
FT Percentage: VU 53, SC 83
Tournament Seeds: Vanderbilt 10, Xavier 7

Vanderbilt 92, Boise St. 72

West Regional, First Round
March 18, 1993 • Salt Lake City, Utah

Vanderbilt	FG	3FG	FT	R	F	Pts	A	T	B	S	M
Elder	5-6	1-1	3-3	3	5	14	2	1	0	0	18
Anglin	3-7	1-4	5-7	3	0	12	4	1	0	1	31
Lawson	6-11	0-0	4-4	8	1	16	1	3	1	0	27
McCaffrey	8-13	4-5	6-7	4	2	26	3	3	0	0	30
McMahan	2-5	2-3	2-2	2	2	8	3	2	0	1	19
Beth	0-1	0-1	2-2	1	1	2	1	0	0	0	5
Seckar	2-4	2-2	0-0	2	1	6	3	2	0	3	21
Sheron	0-3	0-2	0-0	1	0	0	0	0	0	0	5
Milburn	0-0	0-0	0-0	2	1	0	0	1	0	0	15
Hall	3-6	0-0	0-0	5	4	6	2	2	1	2	22
Woods	0-0	0-0	2-2	0	1	2	0	0	0	1	7
Totals	29-56	10-18	24-27	31	18	92	19	15	2	8	200

Boise State	FG	3FG	FT	R	F	Pts	A	T	B	S	M
Morris	2-8	0-3	1-2	3	2	5	2	7	0	3	22
Bellamy	0-1	0-0	0-0	1	1	3	0	0	0	0	6
Beard	4-7	0-0	7-9	7	3	15	1	2	1	0	27
Woods	4-9	1-3	2-2	4	1	11	2	4	0	0	26
Vaughn	3-9	2-6	0-0	0	3	8	3	3	0	2	28
Speed	1-4	0-1	3-4	2	3	5	2	0	0	2	19
Tolman	0-2	0-0	0-0	2	0	0	2	0	0	0	4
Archibald	2-5	0-2	2-3	2	3	6	4	4	0	1	26
Bertch	0-0	0-0	0-0	0	0	0	0	0	0	0	1
Williams	7-11	0-0	1-1	9	1	15	0	1	0	0	29
Coker	3-4	0-0	1-1	4	2	7	1	0	2	0	11
Totals	26-60	3-17	17-22	36	21	72	17	21	3	8	200

Score by Periods

	1st	2nd	Total
Boise State	27	45	72
Vanderbilt	35	57	92

FG Percentage: VU 52, BS 43; **3-Point FG Percentage:** VU 56, BS 18;
FT Percentage: VU 80, BS 77;
Tournament Seeds: Vanderbilt 3, Boise State 14

Vanderbilt 85, Illinois 68

West Regional, Second Round
March 20, 1993 • Salt Lake City, Utah

Vanderbilt	FG	3FG	FT	R	F	Pts	A	T	B	S	M
Elder	2-5	1-3	0-0	2	2	5	4	5	0	1	35
Anglin	2-6	0-2	3-7	9	1	7	3	1	0	0	38
Lawson	6-7	1-2	3-5	6	3	16	3	3	0	2	30
McCaffrey	10-17	4-10	5-5	1	2	29	4	3	0	2	34
McMahan	6-8	4-5	5-6	3	2	21	2	1	1	0	21
Beth	0-0	0-0	0-0	0	0	0	0	0	0	0	1
Seckar	0-3	0-2	0-0	2	0	0	2	1	0	0	19
Sheron	0-0	0-0	0-0	0	0	0	0	0	0	0	1
Milburn	0-0	0-0	0-0	1	0	0	0	0	0	0	4
Hall	3-5	0-0	1-2	4	2	7	1	1	1	0	17
Woods	0-0	0-0	0-0	0	0	0	0	0	0	0	2
Totals	29-51	10-24	17-25	30	13	85	19	15	2	5	200

Illinois	FG	3FG	FT	R	F	Pts	A	T	B	S	M
Bennett	6-10	0-0	0-0	5	2	12	0	2	0	1	30
Kaufmann	2-10	1-5	0-0	2	5	5	3	3	0	0	28
Thomas	5-6	0-0	3-6	8	3	13	2	3	1	0	36
Clemons	8-12	1-1	1-2	4	3	18	3	1	0	0	29
Keene	5-16	1-11	0-0	1	2	11	3	2	0	3	25
Harris	0-1	0-1	0-0	1	0	0	0	0	0	0	3
Taylor	0-0	0-0	0-0	0	2	0	0	0	0	0	7
Michael	1-1	1-1	0-0	2	1	3	0	0	0	0	7
Davidson	1-1	0-0	0-0	2	0	2	1	0	0	0	8
Wheeler	1-6	0-4	2-2	4	3	4	2	3	0	1	27
Totals	29-63	4-23	6-10	32	21	68	16	14	1	5	200

Score by Periods

	1st	2nd	Total
Illinois	28	40	68
Vanderbilt	39	46	85

FG Percentage: VU 57, UI 46; **3-Point FG Percentage:** VU 42, UI 17;
FT Percentage: VU 68, UI 60;
Tournament Seeds: Vanderbilt 3, Illinois 6

Temple 67, Vanderbilt 59

West Regional, Regional Semifinal
March 26, 1993 • Seattle, Wash.

Vanderbilt	FG	3FG	FT	R	F	Pts	A	T	B	S	M
Elder	5-6	1-2	1-1	7	2	12	5	3	0	1	31
Anglin	1-3	1-3	0-0	1	1	3	4	3	0	0	33
Lawson	2-4	0-0	0-0	5	4	4	4	5	0	0	33
McCaffrey	7-15	3-7	0-0	3	3	17	2	4	0	0	32
McMahan	7-11	7-11	0-0	3	1	21	2	1	0	1	33
Hall	1-2	0-0	0-0	3	3	2	0	1	1	0	20
Seckar	0-3	0-3	0-0	0	1	0	1	0	1	0	10
Milburn	0-0	0-0	0-0	2	1	0	0	0	1	0	8
Totals	23-44	12-26	1-1	24	16	59	18	18	2	3	200

Temple	FG	3FG	FT	R	F	Pts	A	T	B	S	M
Jones	13-23	0-4	0-0	5	1	26	2	1	0	2	40
Battie	4-8	0-0	4-4	10	2	12	0	1	0	3	37
Cunningham	0-1	0-0	0-0	1	0	0	0	0	0	1	14
Brunson	3-8	0-3	3-5	3	3	9	1	0	0	2	40
McKie	6-17	1-3	1-3	4	3	14	2	3	1	4	40
Ivey	3-5	0-0	1-1	2	0	6	0	1	1	0	29
Totals	29-62	1-10	8-13	30	9	67	5	6	1	13	200

Score by Periods

	1st	2nd	Total
Temple	18	49	67
Vanderbilt	24	35	59

FG Percentage: VU 52, TU 57; **3-Point FG Percentage:** VU 46, TU 10;
FT Percentage:

NCAA BOX SCORES

Notre Dame 81, Vanderbilt 65

East Regional First Round
March 17, 1989 • Providence, R.I.

Vanderbilt	FG	3FG	FT	R	F	Pts	A	T	B	S	M
Booker	3-10	1-3	1-2	1	2	8	1	2	0	1	33
Reid	2-4	0-0	3-3	1	2	7	0	0	0	2	32
Kornet	8-14	0-0	1-5	4	4	17	2	1	0	0	33
Wilcox	4-10	1-2	0-0	2	3	9	4	4	0	1	38
Goheen	4-7	1-1	9-9	5	1	18	3	2	0	2	36
Mays	0-1	0-0	0-0	4	1	0	1	0	0	0	9
Grant	0-0	0-0	0-0	2	0	0	0	0	0	0	7
Ballestra	1-4	0-0	2-2	2	0	4	1	1	1	1	8
Wheat	0-0	0-0	0-0	1	1	0	0	0	0	0	2
Benjamin	1-1	0-0	0-0	0	0	2	0	0	0	0	1
Mitholland	0-1	0-0	0-0	0	0	0	0	0	0	0	1
Totals	23-52	3-6	16-21	24	14	65	12	10	1	6	200

Notre Dame	FG	3FG	FT	R	F	Pts	A	T	B	S	M
Ellis	8-14	0-0	1-1	18	4	17	1	2	3	0	25
Jackson	6-19	2-6	2-2	4	1	16	6	1	0	1	35
Robinson	3-6	0-0	2-4	8	1	8	0	2	0	0	32
Singleton	2-2	0-0	2-2	2	4	6	7	0	0	1	33
Bennett	3-5	0-0	2-2	1	2	8	2	2	0	1	26
Fredrick	8-12	4-4	0-2	3	2	20	3	1	1	0	19
Tower	1-1	0-0	0-0	1	4	2	0	1	0	1	15
Sweet	1-1	0-0	0-0	0	0	2	1	0	0	0	6
Paddock	1-2	0-0	0-0	0	0	0	0	0	0	0	1
Adkins	0-0	0-0	0-0	0	0	0	0	0	0	0	1
Crawford	0-1	0-0	0-0	0	0	0	0	0	0	0	1
Totals	33-63	6-10	9-13	39	19	81	20	9	4	5	200

Score by Periods

1st	2nd	Total	
34	47	81	
Vanderbilt	30	35	65

FG Percentage: VU 44, ND 52; **3FG Percentage:** VU 50, ND 60, **FT Percentage:** VU 76, ND 69
Tournament Seeds: Vanderbilt 8, Notre Dame 9

Vanderbilt 80, Utah State 77

Midwest Regional, First Round
March 18, 1988 • Lincoln, Neb.

Vanderbilt	FG	3FG	FT	R	F	Pts	A	T	B	S	M
Kornet	10-13	0-0	0-0	10	2	20	3	1	0	1	35
Reid	1-6	0-0	2-2	8	2	4	1	3	0	0	23
Perdue	9-18	0-0	2-2	11	4	20	5	3	0	0	38
Booker	3-11	2-8	0-0	5	3	8	2	2	0	2	30
Goheen	5-6	1-1	3-3	3	0	14	8	3	1	0	28
Mays	0-1	0-1	2-2	6	1	2	1	2	0	0	12
Grant	0-0	0-0	0-0	1	2	0	0	1	0	0	4
Wilcox	1-2	0-0	2-4	0	2	4	2	1	0	0	10
Draud	3-8	2-4	0-0	0	2	8	2	0	0	0	20
Totals	32-65	5-14	11-13	47	18	80	24	16	1	3	200

Utah State	FG	3FG	FT	R	F	Pts	A	T	B	S	M
Conway	5-11	0-0	4-9	12	3	14	1	4	0	0	36
Pete	3-6	0-0	2-2	3	2	8	0	0	2	0	25
Houskeeper	4-5	0-0	3-5	4	2	11	0	0	0	0	29
Nixon	6-13	1-2	2-4	6	1	15	7	1	0	4	40
Newey	3-15	3-12	0-0	0	3	9	3	2	0	0	34
Anderson	6-13	2-7	4-6	3	2	18	6	1	0	1	27
Judkins	1-2	0-1	0-0	3	1	2	2	1	0	0	9
Totals	28-65	6-22	15-26	34	14	77	19	9	2	5	200

Score by Periods

1st	2nd	Total	
Utah State	28	49	77
Vanderbilt	38	42	80

FG Percentage: VU 49, US 43; **3FG Percentage:** VU 33, US 27; **FT Percentage:** VU 85, US 58
Tournament Seeds: Vanderbilt 7, Utah State 10

Vanderbilt 80, Pittsburgh 74 (OT)

Midwest Regional, Second Round
March 20, 1988 • Lincoln, Neb.

Vanderbilt	FG	3FG	FT	R	F	Pts	A	T	B	S	M
Kornet	2-7	0-0	0-1	2	4	4	2	0	0	2	40
Reid	5-11	0-0	2-2	4	0	12	1	0	0	0	37
Perdue	6-11	0-0	3-5	5	5	15	4	1	1	0	36
Booker	6-9	3-6	1-2	5	1	16	1	2	0	0	37
Goheen	6-13	2-3	8-9	5	2	22	3	1	0	2	33
Mays	2-3	2-2	0-0	2	1	6	1	0	0	0	17
Draud	1-3	1-3	2-2	0	0	5	4	1	0	0	16
Grant	0-1	0-0	0-0	0	1	0	0	1	0	0	4
Wilcox	0-1	0-1	0-0	1	0	0	1	0	0	1	5
Totals	28-59	8-15	16-21	27	14	80	17	6	1	5	225

Pittsburgh	FG	3FG	FT	R	F	Pts	A	T	B	S	M
Gore	6-14	1-2	1-1	4	4	14	3	6	0	2	34
Lane	3-5	0-1	2-4	20	3	8	5	6	0	1	44
Smith	7-18	0-1	7-8	10	5	21	1	2	1	0	38
Miller	2-7	1-4	2-2	0	3	7	7	1	0	0	45
Porter	6-10	2-4	0-0	2	1	14	1	0	0	1	26
Matthews	2-3	2-3	2-2	1	2	8	1	0	0	0	15
Bailey	0-0	0-0	0-0	0	0	0	0	0	0	0	3
Totals	26-58	6-15	16-19	42	21	74	18	15	1	4	225

Score by Periods

1st	2nd	OT	Total	
Vanderbilt	34	35	11	80
Pittsburgh	34	35	5	74

FG Percentage: VU 48, UP 45; **3-Point FG Percentage:** VU 53, UP 45; **FT Percentage:** VU 76, UP 84;
Tournament Seeds: Vanderbilt 7, Pittsburgh 2

Kansas 77, Vanderbilt 64

Midwest Regional, Regional Semifinal
March 25, 1988 • Pontiac, Mich.

Vanderbilt	FG	3FG	FT	R	F	Pts	A	T	B	S	M
Kornet	2-5	0-0	0-0	7	2	4	4	5	0	2	29
Reid	1-5	0-0	0-0	5	0	2	1	0	0	0	23
Perdue	7-13	0-0	2-3	8	5	16	1	1	2	0	36
Booker	8-16	6-13	0-0	3	1	22	3	2	1	0	33
Goheen	1-7	0-2	1-2	0	3	3	4	2	0	1	31
Draud	1-3	1-3	1-2	0	4	4	2	1	0	1	13
Mays	0-1	0-1	0-0	0	0	0	2	0	0	0	9
Wilcox	3-4	1-1	0-0	2	2	7	0	3	0	2	11
Grant	1-2	0-0	2-2	0	1	4	0	1	0	0	14
Benjamin	1-1	0-0	0-0	1	0	2	0	0	0	0	1
Totals	25-57	8-20	6-9	26	18	64	17	15	3	6	200

Kansas	FG	3FG	FT	R	F	Pts	A	T	B	S	M
Piper	3-5	0-0	2-2	10	2	8	2	2	0	1	33
Guelder	1-2	0-0	0-0	2	2	2	7	1	0	1	22
Manning	16-29	2-3	4-7	5	2	38	1	5	1	1	29
Pritchard	5-6	1-1	0-2	1	3	11	5	2	1	1	33
Newton	2-7	0-0	0-0	7	2	4	1	1	1	0	23
Barry	2-4	0-1	4-6	0	0	8	3	0	0	0	26
Maddox	0-0	0-0	4-4	0	2	4	1	1	0	0	7
Harris	0-3	0-0	0-0	6	0	0	1	0	0	1	22
Normore	0-0	0-0	0-0	1	0	0	0	0	0	0	3
Minor	0-0	0-0	0-0	0	1	0	0	0	0	0	1
Mattox	1-1	0-0	0-0	0	0	2	0	0	0	1	1
Totals	30-57	3-5	14-21	36	14	77	21	12	3	6	200

Score by Periods

1st	2nd	Total	
Vanderbilt	29	35	64
Kansas	41	36	77

FG Percentage: VU 44, KU 53; **3FG Percentage:** VU 40, KU 50; **FT Percentage:** VU 67, KU 67
Tournament Seeds: Vanderbilt 7, Kansas 6

Marquette 69, Vanderbilt 61

Mideast Regional, Regional Semifinal
March 14, 1974 • Tuscaloosa, Ala.

Vanderbilt	FG	3FG	FT	R	F	Pts	A	T	B	S	M
Fosnes	6-15	-	2-2	4	2	14	0	1	1	2	39
Ford	5-8	-	3-4	1	3	13	3	2	0	0	40
Fehler	3-12	-	4-4	4	2	10	0	2	0	1	37
van Breda Kolff	2-5	-	4-4	10	3	8	3	3	1	0	40
Compton	4-13	-	4-4	5	2	12	0	2	0	1	34
Fowler	0-2	-	4-4	0	3	4	0	0	0	0	7
Ligon	0-2	-	0-0	2	0	0	0	0	0	0	3
Totals	20-57	-	21-22	29	15	61	6	10	2	4	200

Marquette	FG	3FG	FT	R	F	Pts	A	T	B	S	M
Lucas	5-18	-	5-6	11	1	15	3	1	1	0	39
Walton	5-5	-	4-4	2	3	14	4	3	0	0	39
Ellis	7-10	-	2-2	9	2	16	1	0	1	1	35
Tatum	7-10	-	0-0	5	5	14	1	2	2	1	23
Wash'ton	2-6	-	0-0	3	2	4	0	4	0	0	23
Delsman	0-0	-	0-0	1	1	0	1	0	0	0	5
Daniels	2-3	-	2-2	0	2	4	0	1	0	1	12
Campbell	0-2	-	0-0	3	2	4	1	1	0	0	20
Others	0-0	-	0-0	0	0	0	0	0	0	0	1
Totals	28-54	-	13-14	36	18	69	11	12	4	3	200

Score by Periods

1st	2nd	Total	
Marquette	40	29	69
Vanderbilt	30	31	61

FG Percentage: VU 35, MU 52; **FT Percentage:** VU 96, MU 93
Tournament Seeds: None
Tournament Notes: 25-team field; Vanderbilt received a first-round bye.

Notre Dame 1

NCAA BOX SCORES

Vanderbilt 83, DePaul (78) OT

Mideast Regional, Regional Semifinals
March 12, 1965 • Lexington, Ky.

Vanderbilt	FG	3FG	FT	R	F	Pts	A	T	B	S	M
Grace	4-9	-	33	4	5	7	-	-	-	-	-
Taylor	0-2	-	2-3	7	1	2	-	-	-	-	-
Lee	8-20	-	8-10	15	5	24	-	-	-	-	-
Thomas	7-10	-	44	6	0	18	-	-	-	-	-
Miller	5-13	-	6-10	1	1	16	-	-	-	-	-
Green	0-2	-	0-0	5	3	0	-	-	-	-	-
Gibbs	0-0	-	0-0	0	0	0	-	-	-	-	-
Calvert	6-8	-	0-1	4	3	12	-	-	-	-	-
Totals	30-64	-	23-31	42	18	83	-	-	-	-	-

DePaul	FG	3FG	FT	R	F	Pts	A	T	B	S	M
Palmer	10-18	-	8-11	19	5	28	-	-	-	-	-
Swanson	4-8	-	1-1	8	5	9	-	-	-	-	-
Mills	3-4	-	1-2	5	5	7	-	-	-	-	-
Murphy	9-25	-	3-4	7	2	21	-	-	-	-	-
Meyer	5-11	-	1-3	4	2	11	-	-	-	-	-
Flanagan	0-3	-	0-0	1	4	0	-	-	-	-	-
Birgells	1-3	-	0-0	2	1	2	-	-	-	-	-
Norris	0-3	-	0-0	1	0	0	-	-	-	-	-
Totals	32-75	-	14-21	47	24	78	-	-	-	-	-

Score by Periods	1st	2nd	OT	Total
Vanderbilt	39	37	7	83
DePaul	32	44	2	78

FG Percentage: VU 47, DU 43; FT Percentage: VU 74, DU 67

Tournament Seeds: None

Tournament Notes: 23-team field; Vanderbilt received a first-round bye.

Michigan 87, Vanderbilt 85

Mideast Regional, Regional Final
March 13, 1965 • Lexington, Ky.

Vanderbilt	FG	3FG	FT	R	F	Pts	A	T	B	S	M
Grace	2-4	-	3-5	12	4	7	-	-	-	-	-
Taylor	3-7	-	0-1	6	3	6	-	-	-	-	-
Lee	11-22	-	6-7	20	4	28	-	-	-	-	-
Thomas	9-18	-	3-3	3	5	21	-	-	-	-	-
Miller	8-16	-	1-2	3	0	17	-	-	-	-	-
Green	1-2	-	2-2	3	2	4	-	-	-	-	-
Gibbs	0-2	-	0-1	2	2	0	-	-	-	-	-
Calvert	1-2	-	0-0	0	3	2	-	-	-	-	-
Totals	35-73	-	15-21	49	23	85	-	-	-	-	-

Michigan	FG	3FG	FT	R	F	Pts	A	T	B	S	M
Tregoning	5-9	-	1-3	6	1	11	-	-	-	-	-
Darden	6-14	-	2-6	12	4	14	-	-	-	-	-
Buntin	11-25	-	4-7	14	5	26	-	-	-	-	-
Russell	9-19	-	8-10	8	2	26	-	-	-	-	-
Pomey	3-4	-	0-2	3	4	6	-	-	-	-	-
Myers	2-3	-	0-0	2	1	4	-	-	-	-	-
Dill	0-0	-	0-1	0	0	0	-	-	-	-	-
Totals	36-74	-	15-29	45	17	87	-	-	-	-	-

Score by Periods	1st	2nd	Total
Michigan	38	49	87
Vanderbilt	39	46	85

FG Percentage: VU 48, UM 49; FT Percentage: VU 71, UM 52

Tournament Seeds: None

Tournament Notes: 23-team field; Vanderbilt received a first-round bye.

NCAA TOURNAMENT TEAMS

2017

Front Row (L-R): Riley LaChance, Phillip McGloin, Luke Kornet, Nolan Cressler, Camron Justice

Back Row: Matthew Fisher-Davis, Joe Toye, Clevon Brown, Djery Baptiste, Jeff Roberson, Payton Willis, Larry Austin, Jr.



2016

Front Row (L-R): Cam Justice, Joe Toye, Carter Josephs, Josh Henderson, Nathan Watkins, Phillip McGloin, Samir Sehic

Back Row: Matthew Fisher-Davis, Jeff Roberson, Djery Baptiste, Damian Jones, Luke Kornet, Nolan Cressler, Wade Baldwin IV, Riley LaChance



2012

Front Row (L-R): Jordan Smart, Lance Goulbourne, Jeffery Taylor, Festus Ezeli, Steve Tchiengang, Aaron Noll, Brad Tinsley

Back Row: James Siakam, John Jenkins, Rod Odom, Josh Henderson, Shelby Moats, Kedren Johnson, Kyle Fuller, Dai-Jon Parker




NCAA TOURNAMENT TEAMS

2011

Front Row (L-R): Lance Goulbourne, Andre Walker, Chris Meriwether, Darshawn McClellan, Joe Duffy, Brad Tinsley, Jeffery Taylor.

Back Row (L-R): James Siakam, Jordan Smart, Rod Odom, Josh Henderson, Festus Ezeli, Steve Tchiengang, Aaron Noll, John Jenkins, Kyle Fuller



2010

Front Row (L-R): Lance Goulbourne, John Jenkins, Chris Meriwether, Jermaine Beal, Brad Tinsley, Jeffery Taylor, Elliott Cole.

Back Row (L-R): Jordan Smart, Andre Walker, Joe Duffy, Festus Ezeli, A.J. Ogilvy, Steve Tchiengang, Darshawn McClellan, Aaron Noll.

2008

Front Row (L-R): King Rice, Brad Frederick, Alan Metcalfe, Alex Gordon, Shan Foster, Ross Neltner, Head coach Kevin Stallings, Tom Richardson, Dan Muller.


Back Row (L-R): Manager Justin Murphy, manager Doug Browne, student trainer Chad Miles, trainer Shannon Gordon, Davis Nwankwo, Elliott Cole, Charles Hinkle, Darshawn McClellan, A.J. Ogilvy, Festus Ezeli, Joe Duffy, Jermaine Beal, George Drake, Keegan Bell, strength and conditioning coach Mark Davis, manager Julio Lupa, manager Alex Bard, manager Sam Ferry



NCAA TOURNAMENT TEAMS


2007

Front Row (L-R): King Rice, Brad Frederick, Head Coach Kevin Stallings, Derrick Byars, Ted Skuchas, Dan Cage, Tom Richardson, Dan Muller. **Back Row (L-R):** Student Manager Sam Ferry, Student Manager Alex Bard, Davis Nwankwo, Alex Gordon, Jermaine Beal, Shan Foster, Ross Neltner, Alan Metcalfe, JeJuan Brown, George Drake, Aubrey Hammond, Strength and Conditioning Coach Mark Davis, Athletic Trainer Mike Meyer, Student Manager Geoff Combs and Student Manager Julio Lupo.



2004


Front Row (L-R): Jeff Jackson, Brad Frederick, Head Coach Kevin Stallings, Russell Lakey, Matt Freije, Martin Schnedlitz, Scott Hundley, Tom Richardson, Dan Muller, and James Strong. **Back Row (L-R):** Student Manager Simon Lugge, Student Manager Martin Bahar, Student Manager Mike Streams, Student Manager Landon Gibbs, Mario Moore, LaBraun Andrews, Julian Terrell, Ted Skuchas, Dawid Przybyszewski, Corey Smith, Jason Holwerda, Dan Cage, Adam Payton, Academic Counselor Candice Storey, Strength and Conditioning Coach Mark Davis and Athletic Trainer Mike Meyer.



1997

Front Row (L-R): Head Coach Jan van Breda Kolff, Asst. Coach Chris Walker, Atiba Prater, Drew Maddux, Howard Pride, Pax Whitehead, Dan Longhi, Asst. Coach Brian Ayers, Strength Coach Todd Suttles.

Back Row: Athletic Trainer Tom Bossung, Student Athletic Trainer Ben Kamp, Vince Ford, Charlie Bennett, Austin Bates, Gianni Cugini, Billy Di Spaltro, James Strong, Brian Williams, Student Manager Chris Hubbuch, Student Manager Carter Bohn.





NCAA TOURNAMENT TEAMS

1993

Front Row (L-R): Assistant Coach Rick Callahan, Assistant Coach Neil Dougherty, Aaron Beth, Dan Hall, Kevin Anglin, Bruce Elder, Chris Lawson, Billy McCaffrey, Head Coach Eddie Fogler, Assistant Coach Jeff Lebo.

Back Row: Student Manager Paul Nixon, Student Manager Kirk Sanders, Chad Sheron, Malik Evans, Chris Woods, Bryan Milburn, Ronnie McMahan, Frank Seckar, Athletic Trainer Paul Federici.



1991


Front Row (L-R): Assistant Coach Neil Dougherty, Assistant Coach Rick Callahan, Head Coach Eddie Fogler, Todd Milholland, Steve Grant, Scott Draud, Charles Mayes, Fred Benjamin, Assistant Coach Mark Elliott, Assistant Coach Mike Petrone, Athletic Trainer Paul Federici.

Back Row: Student Manager John Deahl, Aaron Beth, Matt Maloney, Morgan Wheat, Dan Hall, Rob Nunnery, John Amaechi, Bruce Elder, Kevin Anglin, Willy Daunic, Student Manager Jef Fowler.

1989

Front Row (L-R): Head Coach C.M. Newton, Assistant Coach John Bostick, Assistant Coach Ed Martin, Derrick Wilcox, Barry Goheen, Barry Booker, Robbie Graham, Scott Draud, Assistant Coach Mark Elliott, Assistant Coach Mike Petrone, Athletic Trainer Paul Federici.

Back Row: Student Manager Mike Carmody, Kevin Ogiby, Morgan Wheat, Steve Grant, Eric Reid, Todd Milholland, Fred Benjamin, Alberto Ballestra, Frank Kornet, Charles Mayes, James Amsler, Student Manager Sean Smith.




NCAA TOURNAMENT TEAMS

1988

Front Row (L-R): Front Row (L-R): Head Coach C.M. Newton, Derrick Wilcox, Scott Draud, Barry Booker, Robert Thoele, Chip Rupp, Barry Goheen, James Amsler, Scott Laughinghouse, Mike Collett, Asst. Coach John Bostick.

Back Row: Student Manager Abb Hayes, Assistant Coach Mark Elliot, Assistant Coach Ed Martin, Steve Grant, Eric Reid, Fred Behjamin, Will Perdue, Frank Kornet, Charles Mays, Athletic Trainer Tim Bream, Assistant Coach Mike Petrone, Student Manager Mike Carmody.



1974

Front Row (L-R): Bill Ligon, Bob Chess, Jeff Fosnes, Jan van Breda Kolff, Lee Fowler, Spence Young, Warren McSwain

Back Row: Joe Ford, Butch Feher, Neil DeCourcy, Mike Moore, John Norton, Terry Compton.



1965

Front Row (L-R): John Ed Miller, Head Coach Roy Skinner, Assistant Coach Don Knodel, Kenny Campbell.

Back Row: Athletic Trainer Joe Worden, Garner Petrie, Bob Grace, Ron Green, Wayne Calvert, Keith Thomas, Wayne Taylor, Kenny Gibbs, Clyde Lee, Student Manager John Tarpley.



SEC CHAMPIONSHIP TEAMS



The 2011-12 SEC Tournament Champions


Front Row (L-R): Jordan Smart, Lance Goulbourne, Jeffery Taylor, Festus Ezeli, Steve Tchiengang, Aaron Noll, Brad Tinsley

Back Row: James Siakam, John Jenkins, Rod Odom, Josh Henderson, Shelby Moats, Kedren Johnson, Kyle Fuller, Dai-Jon Parker

The 1992-93 Regular Season Champions

Front Row (L-R): Assistant Coach Rick Callahan, Assistant Coach Neil Dougherty, Aaron Beth, Dan Hall, Kevin Anglin, Bruce Elder, Chris Lawson, Billy McCaffrey, Head Coach Eddie Fogler, Assistant Coach Jeff Lebo.

Back Row: Student Manager Paul Nixon, Student Manager Kirk Sanders, Chad Sheron, Malik Evans, Chris Woods, Bryan Millburn, Ronnie McMahan, Frank Seckar, Athletic Trainer Paul Federici.



The 1973-74 Regular Season Champions

Front Row (L-R): Bill Ligon, Bob Chess, Jeff Fosnes, Jan van Breda Kolff, Lee Fowler, Spence Young, Warren McSwain

Back Row: Joe Ford, Butch Feher, Neil DeCourcy, Mike Moore, John Norton, Terry Compton.



SEC CHAMPIONSHIP TEAMS



The 1964-65 SEC Regular Season Champions

Front Row (L-R): John Ed Miller, Head Coach Roy Skinner, Assistant Coach Don Knodel, Kenny Campbell.

Back Row: Athletic Trainer Joe Worden, Garner Petrie, Bob Grace, Ron Green, Wayne Calvert, Keith Thomas, Wayne Taylor, Kenny Gibbs, Clyde Lee, Student Manager John Tarpley.

The 1950-51 SEC Tournament Champions

Front Row (L-R): Jack Heldman, Bob White, Assistant Coach David Scobey, Head Coach Bob Polk, James Clarke, Bob Dudley Smith, Athletic Trainer Joe Worden

Back Row (L-R): George McChesney, George Kelley, David Karkadokus, Albert Weiss, Bucky Herring, Gene Southwood, Manager Harold Lovell



NIT BOX SCORES

2015 NIT

Vanderbilt 75, St. Mary's 64

First Round

March 18, 2015 • Moraga, Calif.

Vanderbilt	FG	3FG	FT	R	F	Pts	A	T	B	S	M
Jones, c	10-14	0-0	1-4	7	2	21	1	2	2	0	30
Siakam, f	3-5	0-0	2-2	6	4	8	0	0	3	1	29
Baldwin IV, g	2-6	1-3	5-7	3	1	10	2	1	0	0	28
Fisher-Davis, g	1-4	1-4	0-0	1	1	3	3	0	2	0	18
LaChance, g	7-16	1-8	2-2	4	1	17	5	1	0	4	36
Mitchell	2-3	0-0	0-0	1	2	4	3	0	0	0	15
Kornet	0-3	0-1	2-4	1	0	2	2	1	2	0	16
Watkins	0-0	0-0	0-0	0	0	0	0	0	0	0	0+
Roberson	4-7	1-1	1-1	3	2	10	0	1	2	2	25
McGloin	0-0	0-0	0-0	0	0	0	0	0	0	0	0+
Josephs	0-0	0-0	0-0	0	0	0	0	0	0	0	0+
Henderson	0-1	0-0	0-0	2	1	0	0	1	0	0	3
Team				5							
Totals	29-59	4-17	13-20	33	14	75	16	7	11	7	200

St. Mary's	FG	3FG	FT	R	F	Pts	A	T	B	S	M
Waldow, f	4-11	0-0	4-4	13	3	12	0	2	1	0	30
Jackson, f	9-18	2-2	3-5	9	2	23	1	0	1	0	38
Simmons, f	0-3	0-3	0-0	4	3	0	2	1	0	3	30
Carter, g	0-7	0-5	4-4	2	2	4	1	2	0	3	18
Bright, g	7-17	1-5	2-2	3	2	17	3	3	0	0	35
Pineau	2-2	0-0	0-0	1	2	4	1	0	0	0	13
Landale	0-0	0-0	0-0	0	0	0	0	0	0	0	4
Hermanson	0-1	0-1	0-0	1	2	0	0	1	0	0	9
Naar	2-4	0-2	0-0	2	0	4	1	3	0	0	23
Team				5							
Totals	24-63	3-18	13-15	40	16	64	9	12	2	6	200

By Periods	1	2	F
Vanderbilt	36	39	75
St. Mary's	28	36	64

FG Percentage: VU 49.2, SMC 38.1;
 3-Point FG Percentage: VU 23.5, SMC 16.7;
 FT Percentage: VU 65.0, SMC 86.7; Attendance: 1,322

Vanderbilt 92, South Dakota State 77

Second Round

March 20, 2015 • Nashville, Tenn.

S. Dakota St.	FG	3FG	FT	R	F	Pts	A	T	B	S	M
Tellinghuisen, f	4-10	3-6	4-4	2	3	15	2	0	0	1	19
Larson, f	5-15	0-1	8-9	10	3	18	0	0	1	0	32
Parks, g	4-14	2-5	0-0	5	3	10	2	0	0	0	36
Bittle, g	5-10	1-3	3-5	1	3	14	4	3	1	1	33
Marshall, g	3-10	2-3	0-0	2	3	8	4	2	0	2	34
Flatten	0-1	0-1	0-0	0	0	0	0	0	0	0	2
Moffitt	1-1	0-0	1-2	5	3	3	2	2	0	0	15
Horstman	0-1	0-1	1-2	1	0	1	1	0	0	2	6
Severyn	2-2	2-2	0-0	2	1	6	0	0	0	1	15
Theisen	1-2	0-0	0-0	0	4	2	0	0	0	0	8
TEAM				3							
Totals	25-66	10-22	17-22	31	23	77	15	9	2	7	200

Vanderbilt	FG	3FG	FT	R	F	Pts	A	T	B	S	M
Siakam, f	4-6	0-0	6-7	7	2	14	1	0	2	1	32
Jones, c	4-5	0-0	7-11	6	3	15	1	1	2	1	28
Baldwin IV, g	5-8	2-3	8-10	10	3	20	9	3	0	2	36
Fisher-Davis, g	4-11	4-9	0-0	2	1	12	2	2	4	0	26
LaChance, g	2-3	2-2	0-0	1	4	6	1	2	0	0	16
Mitchell	2-5	1-2	2-2	0	1	7	6	1	0	0	21
Kornet	5-7	2-4	0-0	4	3	12	1	2	4	0	20
Roberson	2-3	1-1	1-4	3	3	6	1	2	1	0	21
TEAM				5							
Totals	28-48	12-21	24-34	38	20	92	22	13	13	5	200

By Periods	1	2	F
S. Dakota St.	27	50	77
Vanderbilt	33	59	92

FG Percentage: SDSU 37.9, VU 58.3;
 3-Point FG Percentage: SDSU 45.5, VU 57.1;
 FT Percentage: SDSU 77.3, VU 70.6; Attendance: 5,605

Stanford 78, Vanderbilt 75

Quarterfinals

March 24, 2015 • Stanford, Calif.

Vanderbilt	FG	3FG	FT	R	F	Pts	A	T	B	S	M
Siakam, f	3-5	1-2	7-9	7	4	14	1	0	1	1	30
Jones, c	3-6	0-0	2-4	7	4	8	1	5	2	0	31
Baldwin IV, g	2-6	2-3	2-2	2	2	8	1	0	0	0	27
Fisher-Davis, g	6-13	6-11	0-0	2	4	18	2	5	1	0	30
LaChance, g	2-13	0-2	2-2	3	1	6	6	1	0	1	30
Mitchell	1-3	0-1	2-2	2	0	4	1	0	0	0	17
Kornet	4-8	2-4	2-2	2	0	12	0	0	0	0	16
Roberson	2-3	1-2	0-0	2	5	5	0	0	0	0	17
Henderson	0-0	0-0	0-0	0	0	0	0	0	0	0	2
TEAM				2							
Totals	23-57	12-25	17-21	29	20	75	15	12	4	3	200

Stanford	FG	3FG	FT	R	F	Pts	A	T	B	S	M
Brown, f	9-15	3-6	5-5	8	3	26	4	3	0	1	40
Allen, f	1-8	1-4	4-4	7	3	7	1	1	0	0	34
Nastic, c	4-7	0-0	4-6	7	3	12	1	0	0	0	30
Randle, g	6-15	2-5	2-2	4	1	16	3	0	0	1	37
Allen, g	2-3	0-1	5-10	4	2	9	1	3	0	3	28
Sanders	0-1	0-0	0-0	1	0	0	1	1	0	1	3
Cartwright	1-3	0-1	0-0	1	2	2	0	0	0	1	12
Travis	3-3	0-0	0-0	1	2	6	0	1	0	1	16
TEAM				3							
Totals	26-55	6-17	20-27	36	16	78	11	10	0	8	200

By Periods	1	2	F
Vanderbilt	31	44	75
Stanford	36	42	78

FG Percentage: VU 40.4, SU 47.3;
 3-Point FG Percentage: VU 48.0, SU 35.3;
 FT Percentage: VU 81.0, SU 74.1; Attendance: 1,546

2006 NIT

Notre Dame 79, Vanderbilt 69

First Round

March 15, 2006 • Notre Dame, Ind.

Vanderbilt	FG	3FG	FT	R	F	Pts	A	T	B	S	M
Carroll, f	4-10	0-0	0-0	7	5	8	5	2	0	4	26
Foster, f	1-9	0-7	2-2	1	2	4	1	1	0	0	25
Terrell, f	8-10	0-0	0-2	4	5	16	1	2	1	1	27
Gordon, g	2-4	2-4	2-2	0	0	8	1	2	0	0	18
Byars, g	8-17	2-8	0-1	6	4	18	2	3	0	1	37
Moore	1-5	0-2	0-1	3	1	2	7	1	0	0	22
Metcalfe	1-3	0-1	0-0	5	1	2	0	0	0	0	12
Hammond	0-0	0-0	0-0	0	0	0	0	0	0	0	0+
Cage	3-7	3-6	2-2	3	1	11	1	0	0	0	30
Skuchas	0-0	0-0	0-0	1	1	0	0	0	0	0	3
TEAM				2							
Totals	28-65	7-28	6-10	32	20	69	18	11	1	6	200

Notre Dame	FG	3FG	FT	R	F	Pts	A	T	B	S	M
Kurz, f	2-4	1-1	4-4	9	0	9	2	0	1	1	35
Francis, f	10-14	0-0	3-5	11	4	23	2	2	0	1	35
Quinn, g	5-12	2-6	3-4	4	2	15	9	2	0	1	37
Falls, g	4-9	4-8	3-5	2	1	15	2	1	0	0	35
Carter, g	2-3	1-2	3-4	3	8	3	4	0	2	2	29
Cornett	1-2	0-0	0-1	3	2	0	1	0	0	0	7
McAlarney	3-5	1-2	0-0	1	7	4	0	3	2	1	21
Ayers	0-0	0-0	0-0	0	0	0	0	0	0	0	1
TEAM				3							
Totals	27-49	9-19	16-22	34	14	79	18	15	1	8	200

By Periods	1	2	F
Vanderbilt	35	34	69
Notre Dame	38	41	79

FG Percentage: VU 43.1, ND 55.1;
 3-Point FG Percentage: VU 25.0, ND 47.4;
 FT Percentage: VU 60.0, ND 72.7; Attendance: 3,314

2005 NIT

NIT BOX SCORES

Memphis 81, Vanderbilt 68

Third Round
March 23, 2005 • Memphis, Tenn.

Vanderbilt	FG	3FG	FT	R	F	Pts	A	T	B	S	M
Carroll, f	2-5	1-1	0-0	1	2	5	1	1	0	2	18
Foster, f	9-17	6-11	1-1	3	2	25	0	0	0	0	36
Terrell, f	3-7	0-0	5-6	6	5	11	2	2	1	0	19
Moore, g	3-10	1-6	1-2	2	2	8	3	3	0	1	33
Smith, g	3-11	0-3	0-0	3	4	6	4	1	0	4	33
Gordon	1-5	0-2	0-0	2	0	2	1	0	0	1	7
Holwerda	1-2	0-1	2-2	2	4	4	2	2	0	0	19
Metcalfe	0-1	0-1	0-0	0	0	0	0	0	0	0	1
Przyby	2-5	1-3	0-1	4	1	5	1	2	0	0	17
Cage	0-0	0-0	0-0	0	2	0	1	1	0	0	8
Skuchas	1-1	0-0	0-2	2	3	2	1	0	1	0	9
TEAM				2							
Totals	25-64	9-28	9-14	27	25	68	16	12	2	8	

Memphis	FG	3FG	FT	R	F	Pts	A	T	B	S	M
Erwin, f	2-5	0-0	6-6	15	2	10	1	3	3	1	30
Barclay, f	1-2	0-0	0-0	8	1	2	1	1	0	0	25
Hunt, g	2-6	0-2	0-0	1	1	4	0	1	0	0	10
Rice, g	4-10	2-6	1-3	3	1	11	1	2	0	2	36
Wshngtn, g	5-8	1-1	12-13	1	3	23	7	5	0	3	35
Williams	1-4	0-0	0-0	4	2	2	1	2	0	0	22
Thiero	0-0	0-0	0-0	0	0	0	0	0	0	0	1
Carney	8-13	2-3	8-9	2	3	26	0	0	3	1	31
Njoya	0-0	0-0	0-0	0	0	0	0	0	0	0	1
Dorsey	1-1	0-0	1-2	3	4	3	0	2	2	1	9
TEAM				3							
Totals	24-49	5-12	28-33	40	17	81	11	16	8	8	

By Periods	1	2	F
Vanderbilt	29	39	68
Memphis	36	45	81

FG Percentage: VU 39.1, UM 49.0;
3-Point FG Percentage: VU 32.1, UM 41.7;
FT Percentage: VU 64.3, UM 84.8;
Attendance: 9,770

2002 NIT

Vanderbilt 59, Houston 50

First Round
March 13, 2002 • Nashville, Tenn.

Houston	FG	3FG	FT	R	F	Pts	A	T	B	S	M
Truscott	5-15	0-2	3-5	12	0	13	2	2	0	0	38
Williams	2-7	1-3	0-0	11	4	5	0	2	1	1	25
Okafor	3-13	0-0	3-10	9	1	9	1	2	0	1	35
Smith	3-12	2-5	1-1	4	4	9	2	2	0	0	34
Oliver	3-8	0-3	2-2	4	8	1	1	0	0	0	35
McGuire	0-2	0-0	0-0	2	1	0	1	0	1	0	8
Shelton	2-3	2-3	0-0	4	2	6	1	2	0	0	25
TEAM				2							
Totals	18-60	5-16	9-18	46	16	50	8	11	2	2	200

Vanderbilt	FG	3FG	FT	R	F	Pts	A	T	B	S	M
Freije	4-10	1-5	0-0	4	0	9	0	0	1	0	29
Smith	2-4	1-2	0-0	4	4	5	1	0	1	0	28
Coulbaly	3-6	0-0	1-2	4	4	7	0	0	3	1	21
Plavich	2-5	2-4	0-0	6	1	6	4	2	0	3	24
Moore	2-7	0-1	3-4	1	1	7	4	2	0	0	30
Thornton	0-0	0-0	0-0	0	3	0	0	1	1	1	9
Holwerda	0-2	0-0	0-0	1	0	0	0	1	1	0	8
Howard	5-10	4-6	0-0	4	0	14	0	0	0	1	15
Lakey	1-2	0-1	1-3	3	2	3	4	0	1	0	14
Przybyszewski	1-4	0-2	0-0	4	2	2	0	1	0	0	11
Hundley	1-4	0-2	4-5	4	1	6	0	0	0	1	11
TEAM				3							
Totals	21-54	8-23	9-14	38	18	59	17	8	7	8	200

By Periods	1	2	F
Houston	19	31	50
Vanderbilt	23	36	59

FG Percentage: VU 38.9, UH 30.0;
3 FG Percentage: VU 34.8, UH 31.3;
FT Percentage: VU 64.3, UH 50.0; Attendance: 3,439

Louisiana Tech 83, Vanderbilt 68

Second Round
March 15, 2002 • Ruston, La.

Vanderbilt	FG	3FG	FT	R	F	Pts	A	T	B	S	M
Freije	6-14	4-6	7-8	6	2	23	0	1	0	1	34
Coulbaly	0-1	0-0	0-0	0	0	0	0	0	0	0	3
Plavich	4-11	4-9	0-0	2	12	5	2	0	1	0	35
Moore	2-7	1-4	0-0	2	4	5	2	0	0	0	30
Smith	2-2	0-0	0-0	1	2	4	0	1	0	0	13
Thornton	1-1	0-0	1-2	0	4	3	0	0	0	0	10
Holwerda	0-1	0-0	0-1	0	0	0	0	0	0	0	4
Howard	2-7	1-5	0-0	2	1	5	0	0	0	0	9
Lakey	2-5	1-1	2-4	2	4	7	1	1	0	4	31
Przybyszewski	3-6	1-2	1-1	3	1	8	2	3	1	0	25
Hundley	0-1	0-1	1-2	3	2	1	1	1	0	0	5
Schnedlitz	0-0	0-0	0-0	0	0	0	0	0	0	0	1
TEAM				5							
Totals	22-56	12-28	12-18	24	22	68	15	11	1	6	200

Louisiana Tech	FG	3P	FT	R	F	Pts	A	T	B	S	M
Meeking	7-8	0-0	5-6	7	2	19	1	4	1	0	32
Felton	7-7	2-2	0-0	7	3	16	4	2	1	0	38
Henderson	7-16	2-6	3-4	3	3	19	6	2	0	0	37
Cole	5-10	1-4	4-6	8	2	15	5	0	1	3	35
Brown	1-2	0-0	5-6	5	4	7	1	0	0	1	28
Edwards	0-1	0-0	0-0	0	0	0	0	0	1	0	4
Wilder	1-4	1-2	0-0	1	3	3	1	3	0	0	15
Johnson	2-3	0-0	0-2	5	1	4	0	1	1	0	11
TEAM				2							
Totals	30-51	6-14	17-24	38	18	83	18	14	4	4	200

By Periods	1	2	F
Vanderbilt	34	34	68
Louisiana Tech	41	42	83

FG Percentage: VU 39.3, LT 58.8;
3-Point FG Percentage: VU 42.9,
LT 42.9; FT Percentage: VU 66.7, LT 70.8; Attendance: 3,860

2000 NIT

Wake Forest 83, Vanderbilt 68

First Round
March 14, 2000 • Nashville, Tenn.

Wake Forest	FG	3FG	FT	R	F	Pts	A	T	B	S	M
Howard	7-13	2-6	1-3	5	1	17	1	1	3	1	29
Songaila	4-7	0-0	3-3	3	4	11	1	2	1	1	14
Vidaurreta	3-6	0-0	0-1	9	5	6	0	3	1	3	29
O'Kelley	2-10	0-7	0-0	1	1	4	4	0	0	1	29
Murray	1-2	0-0	0-0	2	1	2	3	2	0	0	23
Hicks	2-3	1-2	1-2	2	2	6	3	1	0	1	10
Fitzpatrick	0-0	0-0	0-0	0	0	0	0	0	0	0	1
Fuller	0-0	0-0	0-0	0	0	0	0	0	0	0	1
Scott	6-7	0-0	0-0	1	4	12	0	0	2	0	13
Dawson	7-11	4-7	1-1	7	1	19	4	1	0	0	27
Shoemaker	3-4	0-0	0-0	8	3	6	3	2	0	0	24
TEAM				1							
Totals	35-63	7-22	6-10	39	22	83	19	12	7	7	200

Vanderbilt	FG	3FG	FT	R	F	Pts	A	T	B	S	M
Williams	2-7	0-1	4-6	7	3	8	0	0	0	0	23
Langhi	6-16	1-3	7-7	6	3	20	2	3	0	0	36
LaPointe	4-8	1-1	2-4	2	0	11	1	1	0	1	20
Prater	5-7	0-1	1-2	2	1	11	3	2	0	0	36
Strong	0-5	0-0	0-2	2	2	0	4	3	0	1	33
Coulbaly	1-2	0-0	0-0	4	1	2	0	2	0	0	7
Howard	6-15	4-10	0-0	4	1	16	0	1	0	0	33
Jones	0-1	0-1	0-0	0	0	0	0	1	0	0	12
TEAM				5							
Totals	24-61	6-17	14-21	32	11	68	11	12	0	2	200

FG Percentage: WFU 55.6, VU 39.3;
3FG Percentage: WFU 31.8,
VU 35.3; FT Percentage: WFU 60.0, VU 66.7; Attendance: 3,965

1998 NIT

Vanderbilt 73, St. Bonaventure 61

First Round
March 11, 1998 • Nashville, Tenn.

St. Bonaventure	FG	3FG	FT	R	F	Pts	A	T	B	S	M
Singleton	2-6	2-5	3-3	3	4	9	3	4	1	2	32
Durham	1-4	0-0	0-0	3	3	2	1	0	0	4	23
Cyrus	2-4	0-0	2-2	5	6	0	3	1	0	0	35
Palmer	6-14	0-3	3-6	5	15	2	3	0	0	0	33
Winn	4-10	1-7	1-2	2	5	10	3	2	0	1	36
Capers	6-9	2-4	2-2	3	1	16	0	3	0	1	18
King	0-1	0-1	1-2	1	0	1	0	0	0	0	1
Van Paassen	1-2	0-0	0-0	1	3	2	0	2	0	0	12
Lumsdon	0-0	0-0	0-0	2	1	0	1	0	0	0	10
TEAM				2	1						
Totals	22-50	5-20	12-17	27	27	61	10	17	2	8	200

Vanderbilt	FG	3FG	FT	R	F	Pts	A	T	B	S	M
Ford	2-5	0-2	4-4	3	0						

NIT BOX SCORES

Georgia 79, Vanderbilt 65

Third Round
March 19, 1998 • Athens, Ga.

Vanderbilt	FG	3FG	FT	R	F	Pts	A	T	B	S	M
Ford	3-8	2-2	2-2	5	1	10	3	6	0	1	30
LaPointe	3-5	0-1	0-0	1	3	6	1	0	0	0	17
Bates	2-6	0-0	5-6	5	5	9	1	3	0	1	29
Strong	4-7	0-0	2-2	3	3	10	0	3	0	3	32
Maddux	6-17	5-12	2-2	7	2	19	7	2	0	1	39
Prater	0-0	0-0	0-0	0	0	0	0	0	0	0	16
Cugini	0-0	0-0	0-0	0	0	0	0	0	0	0	1
A. Williams	0-2	0-0	0-0	4	3	0	0	0	0	0	9
Langhi	5-11	0-4	1/3	8	3	11	1	2	1	0	27
TEAM				4		1					
Totals	23-56	7-19	12-15	37	20	65	13	17	1	6	200

Georgia	FG	3FG	FT	R	F	Pts	A	T	B	S	M
J. Jones	9-18	2-6	0-0	12	2	20	0	2	2	1	36
Chadwick	2-7	0-2	2-2	5	3	6	2	4	1	2	25
Brown	2-3	0-0	5-5	3	3	9	0	0	0	0	18
Smith	1-7	0-4	3-5	0	0	5	11	1	1	3	37
Harrison	3-11	2-6	2-2	2	0	10	2	2	0	3	29
A. Jones	1-2	0-1	0-0	0	2	2	1	0	0	0	4
Ransom	2-2	1-1	0-0	4	1	5	0	0	0	0	16
Hall	5-5	0-0	2-4	2	2	12	0	1	1	0	18
Dukes	3-9	2-7	2-3	1	1	10	1	1	0	0	16
Dryden	0-1	0-1	0-0	0	0	0	0	0	0	0	1
Totals	28-65	7-28	16-21	38	14	79	17	11	5	9	200

By Periods	1	2	F
Vanderbilt	32	33	65
Georgia	31	48	79

FG Percentage: VU 41, UG 43; 3FG Percentage: VU 37, UG 25;
FT Percentage: VU 80, UG 76; Attendance: 4,312

1996 NIT

Vanderbilt 86, Ark.-Little Rock 80

First Round
March 13, 1996 • Nashville, Tenn.

Ark.-Little Rock	FG	3FG	FT	R	F	Pts	A	T	B	S	M
Smith	3-8	1-2	0-0	4	4	7	2	3	0	0	28
Stephens	5-8	1-1	2-3	5	3	13	1	3	0	2	30
Dobbins	11-15	0-0	4-9	7	5	26	0	2	2	0	26
Fisher	1-6	0-2	4-5	3	3	6	7	5	0	3	39
Dixon	7-15	2-5	1-1	2	3	17	1	3	0	1	36
Wesley	2-5	0-1	1-1	4	2	5	1	0	0	1	20
Dnd'son	3-4	0-0	0-2	1	4	6	0	0	0	1	18
Totals	32-61	4-11	12-21	31	24	80	13	17	2	8	200

Vanderbilt	FG	3FG	FT	R	F	Pts	A	T	B	S	M
Pride	4-7	2-4	0-0	2	4	10	0	2	0	0	27
Seckar	9-15	5-10	2-2	4	1	25	4	3	0	2	37
Evans	5-10	0-0	7-8	6	3	17	1	2	2	1	31
Maddux	2-8	0-3	5-6	4	1	9	4	1	0	1	35
Cugini	0-0	0-0	0-2	2	0	0	0	1	0	1	8
Bates	3-6	0-0	0-0	2	2	6	2	3	1	0	17
DiSpaltro	2-2	0-0	4-6	3	4	8	0	1	0	1	24
Whitehead	3-5	0-0	5-6	4	2	11	0	4	0	3	21
Totals	28-53	7-17	23-30	30	19	86	11	17	3	9	200

By Periods	1	2	F
UALR	33	47	80
Vanderbilt	33	53	86

FG Percentage: UALR 53, VU 53;
3FG Percentage: UALR 36, VU 41;
FT Percentage: UALR 57, VU 77

South Carolina 80, Vanderbilt 70

Second Round
March 18, 1996 • Columbia, S.C.

Vanderbilt	FG	3FG	FT	R	F	Pts	A	T	B	S	M
Evans	1-3	0-0	2-4	5	4	4	2	1	1	1	27
Cugini	1-4	0-0	1-1	4	3	3	0	0	0	0	19
Pride	2-9	2-6	0-0	3	4	6	3	2	0	2	29
Seckar	6-19	4-15	0-0	0	4	16	4	2	0	2	37
Maddux	5-12	0-5	3-4	4	3	13	2	4	0	3	33
DiSpaltro	3-5	0-0	7-8	8	3	13	0	0	0	1	17
Bates	3-8	0-0	0-0	4	3	6	0	3	0	0	17
Ford	0-0	0-0	0-0	0	0	0	0	0	0	0	1
Whitehead	3-6	0-0	3-3	2	5	9	1	2	0	0	20
Totals	24-66	6-26	16-20	33	29	70	12	14	1	9	200

South Carolina	FG	3FG	FT	R	F	Pts	A	T	B	S	M
Russell	7-12	0-0	3-5	8	5	17	1	3	1	0	33
Wilbourne	2-4	0-0	4-4	6	1	8	1	1	0	2	22
McKie	4-9	0-4	8-11	4	3	16	4	2	0	0	29
Davis	2-8	1-4	1-3	8	1	6	0	2	0	4	37
Watson	6-9	1-1	3-4	4	1	16	3	4	0	1	36
Gallman	2-3	0-0	2-4	1	2	6	0	0	0	0	16
Johnson	1-1	0-0	4-6	3	3	6	0	1	1	1	17
Stack	2-2	1-1	0-0	1	3	5	0	4	0	0	8
Totals	26-48	3-10	25-37	39	19	80	9	18	2	9	200

By Periods	1	2	F
Vanderbilt	28	42	70
USC	40	40	80

FG Percentage: VU 36, SC 54; 3FG Percentage: VU 23, SC 30;
FT Percentage: VU 80, SC 68; Attendance: 11,017

1994 NIT - Runner-Up

Vanderbilt 77, Oklahoma 67

First Round
March 16, 1994 • Norman, Okla.

Vanderbilt	FG	3FG	FT	R	F	Pts	A	T	B	S	M
McCaffrey	7-16	0-1	2-2	3	0	16	2	4	0	2	36
Lawson	5-9	0-0	1-3	8	3	11	3	3	0	0	29
Hall	2-4	0-0	0-0	5	4	4	1	1	0	0	13
Seckar	4-11	3-7	0-0	2	11	4	3	0	2	34	
Sheron	3-7	2-6	3-4	2	0	11	1	0	0	0	23
McMahan	3-7	2-4	2-2	1	0	10	5	0	2	3	25
Milburn	4-6	0-0	4-6	11	1	12	0	2	2	0	28
Evans	0-2	0-0	2-2	0	0	2	1	0	0	0	4
Woods	0-0	0-0	0-0	1	4	0	0	1	0	0	7
Bates	0-0	0-0	0-0	0	0	0	0	0	0	0	1
Totals	28-62	7-18	14-19	39	14	77	17	14	4	7	200

Oklahoma	FG	3FG	FT	R	F	Pts	A	T	B	S	M
Minor	10-17	1-4	0-0	9	4	21	2	0	0	1	37
Webster	11-22	0-0	1-2	8	1	23	1	2	0	1	36
Ontjes	1-3	0-0	0-0	5	2	4	3	0	2	29	
Curry	3-10	0-5	0-1	5	2	6	5	3	0	2	33
Conley	6-11	0-0	2-3	7	3	14	0	2	0	0	24
Yanish	0-0	0-0	0-0	0	1	0	0	0	0	0	4
Lewis	0-6	0-3	1-2	6	2	1	2	2	0	0	27
Barnes	0-1	0-1	0-0	1	0	0	1	1	0	0	3
Mayden	0-2	0-0	0-2	2	0	0	0	0	0	0	6
Alxndr	0-0	0-0	0-0	1	0	0	0	0	0	0	2
Totals	31-72	1-13	4-10	41	19	67	15	13	0	6	200

By Periods	1	2	F
Vanderbilt	30	47	77
Oklahoma	34	33	67

FG Percentage: VU 45, OU 40; 3FG Percentage: VU 39, OU 8;
FT Percentage: VU 74, OU 40; Attendance: 5,600

Vanderbilt 78, New Orleans 59

Second Round
March 21, 1994 • Nashville, Tenn.

New Orleans	FG	3FG	FT	R	F	Pts	A	T	B	S	M
Madison	4-14	1-9	1-2	3	3	10	1	0	0	0	29
Simon	7-19	0-0	1-2	16	3	15	2	2	0	1	34
McDnd	2-3	0-0	1-2	4	4	5	0	1	0	0	17
Mason	2-9	0-0	3-4	4	5	7	2	3	0	1	28
Williams	1-7	1-3	0-0	3	2	3	2	3	0	1	30
Matthews	1-5	0-4	0-0	2	0	2	1	2	0	3	19
Willghby	6-11	0-5	3-3	7	0	15	0	0	0	2	27
Inman	1-1	0-0	0-0	0	0	2	0	1	0	0	3
Smith	0-2	0-2	0-0	1	0	0	1	0	0	0	11
Conerly	0-0	0-0	0-0	0	0	0	0	0	0	0	1
Zelenbaba	0-0	0-0	0-0	0	0	0	1	0	0	0	1
Totals	24-71	2-23	9-13	44	17	59	10	12	0	8	200

Vanderbilt	FG	3FG	FT	R	F	Pts	A	T	B	S	M
Seckar	3-4	1-1	3-3	3	2	10	7	0	0	3	30
McCaffrey	8-14	2-3	2-2	3	1	20	2	5	0	1	33
McMahan	4-9	1-3	0-1	2	0	9	4	0	0	0	31
Hall	3-6	0-0	0-2	5	2	6	2	2	0	1	21
Lawson	8-14	0-0	2-4	4	1	18	1	0	1	1	26
Woods	1-2	0-0	1-1	2	0	3	0	0	2	0	10
Milburn	0-3	0-0	2-2	8	1	2	2	1	1	0	20
Sheron	1-1	1-1	0-0	0	2	3	0	1	0	0	10
Evans	1-3	0-1	2-2	1	3	4	0	1	0	0	10
Beth	1-2	1-2	0-0	1	1	3	3	1	0	0	5
Bates	0-0	0-0	0-								

NIT BOX SCORES

Vanderbilt 82, Kansas State 76

National Semifinal
March 28, 1994 • New York, N.Y.

Vanderbilt	FG	3FG	FT	R	F	Pts	A	T	B	S	M
Seckar	2-3	0-1	1-3	3	2	5	4	3	0	2	37
McCaffrey	8-14	2-3	10-10	4	3	28	5	3	0	1	37
Hall	0-1	0-0	1-2	4	3	1	0	2	1	0	19
McMahan	9-16	3-7	6-6	2	4	27	4	1	0	0	39
Lawson	5-8	0-0	7-11	5	3	17	0	2	0	0	33
Milburn	0-0	0-0	0-0	3	4	0	0	0	0	0	17
Evans	0-0	0-0	0-0	0	0	0	0	0	1	0	5
Woods	0-0	0-0	0-0	3	0	0	0	0	1	0	7
Sheron	2-3	0-0	0-0	1	1	4	0	0	0	0	6
Totals	26-46	5-11	25-32	29	23	82	13	12	2	3	200

Kansas State	FG	3FG	FT	R	F	Pts	A	T	B	S	M
Davis	2-11	1-2	5-7	8	3	10	0	0	0	0	30
Noland	3-7	1-2	3-4	4	4	10	1	0	0	5	31
Cn'ham	5-7	1-1	1-4	7	5	12	2	4	0	0	35
Beane	5-14	5-9	4-4	4	3	19	1	0	0	0	37
Jones	4-11	1-6	8-8	5	4	17	3	5	0	0	31
Lucas	1-3	0-0	3-4	1	1	5	2	0	0	0	16
Gavin	0-1	0-1	0-0	2	5	0	0	1	0	0	13
Hm'ton	1-2	0-0	0-0	1	0	2	0	0	0	0	4
Hill	0-0	0-0	1-2	0	1	1	0	1	0	0	3
Warta	0-0	0-0	0-0	0	0	0	0	0	0	0	0
Totals	21-56	9-21	25-33	35	26	76	9	12	0	5	200

By Periods	1	2	F
Vanderbilt	32	50	82
Kansas St.	29	47	76

FG Percentage: VU 57, KS 38; 3FG Percentage: VU 46, KS 43;
FT Percentage: VU 78, KS 76

Villanova 80, Vanderbilt 73

National Final
March 30, 1994 • New York, N.Y.

Vanderbilt	FG	3FG	FT	R	F	Pts	A	T	B	S	M
Seckar	10-17	8-12	2-3	3	2	30	4	3	0	1	39
McCaffrey	2-11	1-3	0-0	4	2	5	4	2	0	1	36
Hall	1-4	0-0	0-0	6	3	2	3	1	0	0	22
McMahan	6-12	3-7	5-5	8	3	20	2	2	2	2	35
Lawson	7-12	0-0	2-4	6	2	16	1	1	0	0	33
Milburn	0-2	0-0	0-0	1	2	0	0	1	1	0	23
Evans	0-1	0-0	0-0	1	0	0	0	2	0	0	3
Woods	0-1	0-0	0-2	2	0	0	0	0	0	0	2
Sheron	0-1	0-0	0-0	2	0	0	0	0	0	0	7
Totals	26-61	12-22	9-14	39	14	73	14	13	3	4	200

Villanova	FG	3FG	FT	R	F	Pts	A	T	B	S	M
Eberz	6-14	2-9	2-2	7	2	16	0	2	1	0	39
Wilson	3-9	0-0	2-2	5	2	8	1	0	1	0	28
Lawson	3-4	0-0	0-0	4	5	6	0	1	0	1	17
Haynes	8-13	3-5	0-0	5	0	19	9	1	1	0	40
Kittles	6-14	3-6	3-6	5	0	18	7	1	1	2	40
Williams	3-8	0-0	1-2	3	2	7	5	3	0	4	30
Harris	2-5	2-4	0-0	0	1	6	1	0	0	0	6
Totals	31-67	10-24	8-12	35	12	80	23	8	4	7	200

By Periods	1	2	F
Vanderbilt	41	32	73
Villanova	26	54	80

FG Percentage: VU 43, Vill 46; 3FG Percentage: VU 55, Vill 42;
FT Percentage: VU 64, Vill 67; Attendance: 14,434

1992 NIT Rhode Island 68, Vanderbilt 63

First Round
March 19, 1992 • Nashville, Tenn.

Rhode Island	FG	3FG	FT	R	F	Pts	A	T	B	S	M
Brown	0-3	0-1	4-4	3	4	4	0	3	0	3	24
Samuel	6-12	0-2	1-3	6	4	13	2	2	1	3	27
Kent	4-12	0-2	3-4	12	2	11	2	4	0	5	34
Alxndr	2-6	0-2	5-6	3	1	9	2	3	0	1	25
Fox	2-8	2-5	0-0	1	3	6	0	1	0	0	18
Cofield	3-8	1-2	2-2	2	1	9	0	3	0	0	26
Collins	4-5	0-0	1-1	4	1	9	0	1	0	3	19
Ivey-Jones	2-3	0-0	3-4	2	7	0	2	0	3	0	13
E'ling	0-2	0-0	0-0	3	0	0	0	1	0	0	15
Totals	23-59	3-14	19-24	41	21	68	6	20	1	18	200

Vanderbilt	FG	3FG	FT	R	F	Pts	A	T	B	S	M
Elder	4-10	2-3	1-2	4	4	11	3	2	0	2	36
Hall	1-6	0-0	2-4	4	5	4	0	2	1	2	20
Milholland	5-10	0-0	0-0	8	3	10	0	4	1	0	27
Anglin	9-13	4-7	6-7	4	4	28	1	6	0	2	32
McMahan	2-11	0-6	0-0	2	1	4	3	2	0	2	31
Milburn	0-0	0-0	0-0	0	0	0	0	2	0	0	6
Evans	0-0	0-0	0-0	1	0	0	0	2	0	0	6
Woods	0-0	0-0	1-4	4	1	1	0	0	2	0	13
Beth	1-4	1-3	2-2	2	2	5	0	1	0	1	23
Daunic	0-2	0-1	0-0	1	0	0	0	0	0	0	5
Rucker	0-0	0-0	0-0	0	0	0	0	0	0	0	1
Totals	21-56	7-22	11-13	22	25	60	11	11	1	7	200

By Periods	1	2	F
Rhode Island	22	46	68
Vanderbilt	20	43	63

FG Percentage: RI 39, VU 39; 3FG Percentage: RI 21, VU 35;
FT Percentage: RI 79, VU 63; Attendance: 7,811

1990 NIT NIT Champions Vanderbilt 98, La. Tech 90 (OT)

First Round
March 17, 1990 • Nashville, Tenn.

Louisiana Tech	FG	3FG	FT	R	F	Pts	A	T	B	S	M
Dade	4-7	0-0	2-6	3	5	10	1	3	0	0	31
Powell	7-10	0-0	3-4	6	2	17	5	3	0	3	40
Bwman	3-5	0-0	1-2	1	5	7	1	2	1	0	15
Guillory	2-5	1-2	2-3	6	5	7	6	5	0	2	38
Gibbs	11-16	6-10	3-3	3	2	31	2	2	0	1	36
Mason	0-1	0-0	0-0	1	0	0	2	0	0	0	8
G'smith	1-2	0-0	0-0	4	2	0	2	0	0	0	10
Crawford	0-0	0-0	0-0	0	1	0	0	0	0	0	5
Brown	6-12	0-0	2-2	9	5	14	2	1	1	1	33
Sprldng	0-0	0-0	2-2	0	1	2	2	0	0	0	9
Totals	34-58	7-12	15-22	30	31	90	19	20	2	7	225

Vanderbilt	FG	3FG	FT	R	F	Pts	A	T	B	S	M
Anglin	2-8	0-2	1-3	1-0	1	5	6	0	0	3	31
Grant	4-6	0-0	1-3	6	5	9	1	2	2	2	24
Reid	6-15	0-0	5-8	11	5	17	1	3	0	1	32
Wilcox	4-9	4-5	5-6	2	1	17	3	4	0	0	38
Draud	6-13	1-5	9-11	1	2	22	1	1	0	0	27
Milholland	3-10	0-0	4-4	4	3	10	1	2	0	0	31
Wheat	4-6	1-1	2-3	5	2	11	2	1	0	0	22
Mayes	2-3	1-2	2-2	3	2	7	0	1	0	0	20
Totals	31-70	7-15	29-40	44	21	98	15	15	2	6	225

By Periods	1	2	OT	F
La. Tech	40	40	10	90
Vanderbilt	27	53	18	98

FG Percentage: LT 59, VU 44; 3FG Percentage: LT 58, VU 47;
FT Percentage: LT 68, VU 73; Attendance: 6,659

Vanderbilt 89, Tennessee 85

Second Round
March 19, 1990 • Nashville, Tenn.

Tennessee	FG	3FG	FT	R	F	Pts	A	T	B	S	M
Houston	12-22	5-11	2-2	4	2	31	5	3	0	0	39
Reese	0-0	0-0	0-0	2	3	0	1	1	0	0	15
Lockhart	11-14	0-0	1-2	7	4	23	0	1	2	4	33
Price	2-4	0-1	0-0	4	3	4	7	2	0	0	37
Bell	6-13	3-6	4-4	2	3	19	0	1	0	2	32
Taylor	0-0	0-0	0-0	0	0	0	0	1	0	0	1
Wiseman	1-4	0-2	0-0	0	1	2	2	0	0	0	12
Curry	1-2	0-0	1-1	5	1	3	0	1	0	0	13
Groves	0-1	0-0	3-4	2	5	3					

NIT BOX SCORES

Vanderbilt 75, Penn State 62

National Semifinal

March 26, 1990 • New York, N.Y.

Vanderbilt	FG	3FG	FT	R	F	Pts	A	T	B	S	M
Anglin	0-3	0-2	3-4	1	0	3	6	1	0	0	26
Grant	2-2	0-0	3-4	11	2	7	0	1	1	1	24
Reid	3-7	0-0	0-0	3	2	6	1	1	0	1	31
Draud	6-12	5-9	3-4	1	2	20	2	2	0	2	23
Wilcox	3-6	2-4	2-2	5	0	10	6	4	0	1	30
Milholland	5-7	0-0	1-2	4	4	11	1	2	0	1	25
Mayes	2-3	1-1	0-0	4	0	5	3	0	0	1	20
Wheat	5-8	0-0	3-5	2	2	13	1	3	0	0	21
Totals	26-48	8-16	15-21	35	12	75	20	14	1	7	200

Penn State	FG	3FG	FT	R	F	Pts	A	T	B	S	M
Barnes	4-11	0-0	4-5	5	2	12	1	0	0	3	26
Hayes	5-11	0-0	0-0	3	1	10	2	1	0	2	38
Fogell	4-6	0-0	0-0	5	5	8	1	1	1	1	37
Barnes	7-13	4-10	0-0	2	1	18	6	4	0	1	38
Brown	2-9	1-3	0-0	5	4	5	8	5	0	3	34
Degitz	1-4	0-0	0-0	3	1	2	0	1	0	0	16
Joyner	0-1	0-0	0-0	0	0	0	0	0	0	0	2
Jennings	3-5	1-2	0-0	1	2	7	0	0	0	0	6
Ricks	0-1	0-0	0-0	0	0	0	0	0	0	0	2
Henderson	0-0	0-0	0-0	1	1	0	0	0	0	0	1
Totals	26-61	6-15	4-5	27	17	62	18	13	1	10	200

By Periods	1	2	F
Vanderbilt	39	36	75
Penn St.	31	31	62

FG Percentage: VU 54, PS 43; 3FG Percentage: VU 50, NO 40; FT Percentage: VU 71, NO 80; Attendance: 9,204

Vanderbilt 74, Saint Louis 72

National Final

March 28, 1990 • New York, N.Y.

Vanderbilt	FG	3FG	FT	R	F	Pts	A	T	B	S	M
Anglin	2-4	1-1	4-4	3	2	9	5	2	0	1	26
Grant	2-4	0-0	0-0	3	5	4	2	6	0	2	22
Reid	2-6	0-0	4-5	6	2	8	1	2	0	0	34
Draud	6-11	3-6	0-0	2	1	15	1	1	0	0	28
Wilcox	4-4	3-3	5-7	1	3	16	1	3	0	0	31
Mayes	0-3	0-2	0-0	3	0	0	3	2	0	0	16
Milholland	4-4	0-0	1-3	2	3	9	0	0	1	1	24
Wheat	2-6	2-5	7-8	3	0	13	2	3	0	0	19
Totals	22-42	9-17	21-27	31	16	74	15	19	1	4	200

Saint Louis	FG	3FG	FT	R	F	Pts	A	T	B	S	M
Bonner	7-10	1-1	4-5	11	2	19	3	4	1	3	39
Lichtefeld	3-8	3-5	0-0	3	4	9	3	1	0	1	26
Robinson	0-3	0-0	2-2	4	2	2	0	0	0	1	18
Nwubry	6-12	3-5	3-4	1	5	18	8	2	0	3	39
Wallace	6-10	0-0	3-3	5	4	15	0	3	0	0	32
Jones	1-4	0-0	2-2	2	2	4	1	0	0	0	24
Baun	1-3	0-0	0-0	3	1	2	0	0	0	0	16
Ivester	0-0	0-0	0-0	1	0	0	0	0	0	0	5
Gaona	1-1	1-1	0-0	0	0	3	0	0	0	0	1
Totals	25-61	8-12	14-16	31	21	72	15	12	1	8	200

By Periods	1	2	F
Saint Louis	28	44	72
Vanderbilt	31	43	74

FG Percentage: VU 52, SL 41; 3FG Percentage: VU 53, SL 67; FT Percentage: VU 78, SL 88; Attendance: 12,198

1987 NIT

Vanderbilt 74, Jacksonville 72

First Round

March 12, 1987 • Nashville, Tenn.

Jacksonville	FG	3FG	FT	R	F	Pts	A	T	B	S	M
Pearson	5-14	2-5	2-2	3	4	14	0	1	1	1	30
Murphy	9-15	3-7	7-8	5	4	28	1	1	0	1	33
McDuffie	3-7	0-0	4-6	10	4	10	0	0	0	1	28
Mundine	5-10	1-3	0-0	3	2	11	1	3	1	1	24
Laguerra	1-2	0-0	0-1	0	0	2	1	2	0	0	33
Boykin	1-2	0-0	0-0	2	2	2	1	0	0	0	14
Slocum	0-5	0-0	3-5	7	3	3	1	1	0	1	22
Smith	1-2	0-0	0-0	0	1	2	0	2	1	0	16
Totals	26-55	23-29	37	15	75	7	11	1	2	200	

Vanderbilt	FG	3FG	FT	R	F	Pts	A	T	B	S	M
Westbrooks	5-10	0-0	0-1	8	3	10	1	2	0	1	25
Reece	1-7	0-0	0-1	2	2	2	1	3	0	0	27
Perdue	8-10	0-0	2-4	11	4	18	1	5	2	0	33
Booker	5-8	3-3	0-0	2	2	13	0	2	0	0	27
Goheen	5-10	1-3	7-8	3	1	18	1	0	1	0	33
Wilcox	0-3	0-0	0-0	4	1	0	5	2	0	0	15
Draud	0-2	0-1	0-0	0	2	0	0	1	0	0	7
Clem	5-5	0-0	1-2	4	4	11	0	2	0	0	17
Neff	1-3	0-0	0-0	3	0	2	0	0	0	0	7
Reid	0-3	0-0	0-0	1	1	0	1	0	0	0	9
Totals	30-61	4-7	10-16	41	20	74	10	17	3	1	200

By Periods	1	2	F
Jacksonville	33	39	72
Vanderbilt	38	36	74

FG Percentage: JU 44, VU 49; 3FG Percentage: JU 40, VU 57; FT Percentage: JU 73, VU 63; Attendance: 6,487

Vanderbilt 109, Florida State 92

Second Round

March 16, 1987 • Nashville, Tenn.

Florida State	FG	3FG	FT	R	F	Pts	A	T	B	S	M
Fitchett	2-6	1-2	0-0	1	5	2	1	0	0	0	19
Allen	7-9	0-0	2-5	11	4	16	0	1	0	2	36
Karasek	3-8	0-0	0-0	5	5	6	0	2	0	0	13
Davis	5-13	4-11	0-0	4	5	14	5	2	0	1	36
Barber	8-20	4-10	3-4	3	4	23	8	1	0	1	40
McCloud	7-12	1-4	3-4	3	4	18	1	3	0	0	24
Mateer	0-1	0-1	0-0	0	0	0	0	1	0	0	1
Carter	0-1	0-0	2-2	3	4	2	0	0	0	0	3
Hunter	0-0	0-0	0-0	2	0	0	0	0	0	1	11
Choice	4-8	0-0	0-0	2	2	8	1	1	0	1	17
Totals	26-55	23-29	37	15	75	7	11	1	2	200	

Vanderbilt	FG	3FG	FT	R	F	Pts	A	T	B	S	M
Westbrooks	6-8	0-0	8-9	8	3	20	3	2	0	0	25
Reece	2-5	0-0	0-1	3	5	4	1	0	0	2	19
Perdue	9-11	0-0	4-8	8	3	22	0	2	1	0	30
Booker	6-11	3-6	7-7	6	1	22	11	2	0	0	36
Goheen	6-11	0-0	10-12	8	1	22	5	5	1	0	36
Wilcox	0-1	0-0	0-0	0	0	0	1	1	0	0	6
Grider	0-1	0-0	0-0	0	0	0	0	0	0	0	1
Draud	1-2	1-1	0-0	1	1	3	0	0	0	0	2
Rupp	0-0	0-0	0-0	1	0	0	0	0	0	0	1
Clem	2-3	0-0	1-2	7	2	5	1	0	1	0	21
Kornet	0-0	0-0	0-0	1	0	0	0	1	0	0	2
Neff	2-4	0-0	3-4	1	0	7	0	1	0	0	9
Reid	0-1	0-0	4-4	1	2	4	0	0	0	0	12
Totals	34-58	4-7	37-47	47	18	109	22	14	3	2	200

By Periods	1	2	F
Florida St.	44	48	92
Vanderbilt	48	61	109

FG Percentage: FSU 44.4, VU 58.6; 3FG Percentage: FSU 35.7, VU 57.1; FT Percentage: FSU 66.7, VU 78.7; Attendance: 7,104

Southern Miss 95, Vanderbilt 88

Third Round

March 21, 1987 • Nashville, Tenn.

Southern Miss	FG	3FG	FT	R	F	Pts	A	T	B	S	M
Fisher	7-12	5-9	2-3	3	4	21	7	1	0	0	32
Siler	2-4	0-0	0-0	4	4	4	5	3	0	0	29
White	6-13	3-8	6-6	1	2	21	5	2	0	2	36
Hamilton	8-10	1-1	2-2	10	3	19	1	2	0	1	34
Keys	9-18	0-1	8-8	8	3	26	1	3	0	4	39
Pettus	0-1	0-0	0-0	0	1	0	1	2	0	0	10
Brown	0-0	0-0	0-0	1	0	0	0	0	0	0	1
Hinton	2-5	0-0	0-1	3	1	4	0	0	0	1	19
Totals	34-63	9-19	18-20	31	18	95	20	13	0	8	200

Vanderbilt	FG	3FG	FT	R	F	Pts	A	T	B	S	M
Westbrooks	4-11	0-0	1-2	7	4	9	1	3	0	1	29
Reece	0-1	0-0	0-0	2	1	0	3	2	0	0	16
Perdue	13-18	0-0	8-11	14	4	34	2	4	0	0	36
Booker	9-16	5-10	1-3	5	0	24	5	5	0	1	39
Goheen	6-10	3-3	0-0	2	2	4	2	0	0	0	11
Wilcox	2-3	0-0	0-0	2	2	4	2	0	0	0	11
Draud	0-4	0-2	0-1	0	0	0	0	0	0	0	5
Clem	0-2	0-0	0-0	2	4	0	1	0	0	1	20
Neff	0-2	0-0	0-0	1	1	0	1	0	0	0	4
Reid	1-2	0-0	0-0	2	2	1	1	0	0	0	15
Totals	35-69	8-15	10-1								

NIT BOX SCORES

Wake Forest 75, Vanderbilt 68

Second Round

March 21, 1983 • Nashville, Tenn.

<i>Wake Forest</i>	<i>FG</i>	<i>3FG</i>	<i>FT</i>	<i>R</i>	<i>F</i>	<i>Pts</i>	<i>A</i>	<i>T</i>	<i>B</i>	<i>S</i>	<i>M</i>
Toms	1-3	-	0-2	1	1	2	0	2	0	0	12
Rogers	1-3	-	2-2	5	5	4	0	1	0	0	26
Teachey	7-13	-	1-2	10	3	15	3	0	1	0	40
Rudd	6-12	-	9-11	2	0	21	1	2	0	0	37
Young	6-12	-	6-6	2	2	18	3	1	0	2	39
Davis	0-1	-	0-0	0	1	0	0	0	0	0	1
Green	4-8	-	4-4	6	1	12	0	2	0	0	23
Kepley	0-0	-	0-0	0	0	0	0	0	0	0	3
Garber	1-3	-	1-2	5	2	3	0	2	0	0	19
Totals	26-55	-	23-29	37	15	75	7	11	1	2	200

<i>Vanderbilt</i>	<i>FG</i>	<i>3FG</i>	<i>FT</i>	<i>R</i>	<i>F</i>	<i>Pts</i>	<i>A</i>	<i>T</i>	<i>B</i>	<i>S</i>	<i>M</i>
Turner	4-10	-	1-2	3	5	9	1	0	0	1	23
Williams	6-14	-	2-2	5	2	14	2	2	1	0	31
Young	7-19	-	5-5	9	3	19	1	2	0	1	38
McKinney	2-5	-	0-0	7	5	4	3	2	0	1	32
Cox	3-13	-	0-2	3	5	6	1	1	0	0	30
Weikert	0-0	-	0-0	0	1	0	0	0	0	0	1
Lenz	0-0	-	0-0	0	0	0	0	0	0	0	1
Westbrooks	4-5	-	0-0	5	1	8	1	0	0	0	15
Dulaney	3-8	-	0-0	1	0	6	0	1	0	1	16
DuPont	1-1	-	0-0	0	0	2	0	0	0	0	1
Burrow	0-2	-	0-0	3	1	0	0	0	0	0	12
Totals	30-77	-	8-11	37	23	68	9	8	1	4	200

<i>By Periods</i>	<i>1</i>	<i>2</i>	<i>F</i>
Wake Forest	25	50	75
Vanderbilt	32	36	68

FG Percentage: WF 47, VU 39;
FT Percentage: WF 79, VU 73; **Attendance:** 13,147


NIT TEAMS

2015




Front Row (L-R): Nathan Watkins, James Siakam, Josh Henderson, Shelby Moats, Carter Josephs. **Back Row:** Riley LaChance, Jeff Roberson, Matthew Fisher-Davis, Luke Kornet, Damian Jones, Nolan Cressler, Wade Baldwin IV, Shelton Mitchell

2006




Front Row (L-R): Jeff Jackson, Brad Frederick, Head Coach Kevin Stallings, Julian Terrell, Mario Moore, Dan Muller, Tom Richardson, and James Strong. **Back Row:** Student Manager Alex Bard, Student Manager Geoff Combs, Student Manager Martin Bahar, Alex Gordon, Aubrey Hammond, George Drake, DeMarre Carroll, Ross Neltner, Alan Metcalfe, Ted Skuchas, Davis Nwankwo, Kyle Madsen, Derrick Byars, Shan Foster, Dan Cage, Strength and Conditioning Coach Mark Davis, and Athletic Trainer Mike Meyer.

2005




Front Row (L-R): Jeff Jackson, Tom Richardson, Brad Frederick, Corey Smith, Dawid Przybyszewski, Jason Holwerda, Head Coach Kevin Stallings, Dan Muller and James Strong. **Back Row:** Student Manager Simon Lugge, Student Manager Martin Bahar, Mario Moore, Dan Cage, LaBraun Andrews, Davis Nwankwo, Alan Metcalfe, Ted Skuchas, Julian Terrell, DeMarre Carroll, Derrick Byars, Shan Foster, Alex Gordon, Athletic Trainer Mike Meyer and Strength and Conditioning Coach Mark Davis

2002



Front Row (L-R): Associate Head Coach Tim Jankovich, Assistant Coach Brad Frederick, Head Coach Kevin Stallings, Chuck Moore, Darius Coulibaly, Sam Howard, Assistant Coach Jeff Jackson, Director of Basketball Operations James Strong, Administrative Assistant Dan Muller. **Back Row:** Student Manager Simon Lugge, Student Manager Ian Andreasen, Matt Carter, Brendan Plavich, Jason Holwerda, Brian Thornton, Matt Freije, David Przybyszewski, Martin Schnedlitz, Corey Smith, Scott Hundley, Russell Lokey, Student Manager Landon Gibbs, Athletic Trainer Rod Newman, Student Manager Dave Seecharan.


2000



Front Row (L-R): Administrative Assistant, Mike Miller, Assistant Coach Steve Shurina, Head Coach Kevin Stallings, Atiba Prater, Dan Langhi, James Strong, Assistant Coach Jeff Jackson, Associate Head Coach Tim Jankovich, Director of Basketball Operations Brad Frederick.

Back Row: Student Manager Donato Ramos, Student Manager Jimmy Armistead, Rick Jones, Matt Carter, Sam Howard, Sam Lekwauwa, Darius Coulibaly, Greg LaPointe, Anthony Williams, Chuck Moore, Student Manager Max Butler, Student Athletic Trainer Rob Trimble, Athletic Trainer Rod Newman.

1998



Front Row (L-R): Assistant Coach Pete Gaudet, Assistant Coach Chris Walker, Sam Howard, Atiba Prater, Austin Bates, Drew Maddux, Billy DiSpaltro, Vince Ford, James Strong, Assistant Coach Brian Ayers, Administrative Assistant Reid Martinka. **Back Row:** Student Manager Chris Hubbhuch, Student Manager Patrick Whitlock, Michael LeBlanc, Gianni Cugini, Darius Coulibaly, Head Coach Jan van Breda Kolff, Dan Langhi, Greg LaPointe, Anthony Williams, Brian Williams, Student Athletic Trainer Peter Fischer, Strength Coach Todd Suttles.


NIT TEAMS

1996



Front Row (L-R): Assistant Head Coach Buzz Peterson, Drew Maddux, Pax Whitehead, Malik Evans, Frank Seckar, Chad Sheron, Howard Price, Vince Ford, Assistant Coach Charles Davis. **Back Row:** Student Athletic Trainer Ryan Cobb, Athletic Trainer Tom Bossung, Gianni Cugini, Austin Bates, J.J. Lucas, Head Coach Jan van Breda Kolf, Billy Di Spaltro, Markese Watkins, Student Manager Jeffery Wood, Student Manager Kevin Simmons.


1994



NIT RUNNER-UP


Front Row (L-R): Assistant Head Coach Buzz Peterson, Assistant Coach Kevin Anglin, Chris Woods, Dan Hall, Aaron Beth, Bill McCaffery, Chris Lawson, Ronnie McMahon, Bryan Milbrun, Head Coach Jan van Breda Kolf, Assistant Coach Randy Monroe. **Back Row:** Athletic Trainer Paul Federici, Student Athletic Trainer Galen Horton, Pax Whitehead, Howard Pride, Chad Sheron, Austin Bates, Malik Evans, Frank Seckar, Student Manger Kirk Sanders, Student Manager Paul Hopkins.

1992



Front Row (L-R): Assistant Coach Neil Dougherty, Assistant Coach Rick Callahan, Head Coach Eddie Fogler, Kevin Anglin, Todd Miholland, Bruce Elder, Willy Daunic, Assistant Coach Mark Elliott, Assistant Coach Mike Petrone, Athletic Trainer Paul Federici. **Back Row:** Student Manager Paul Nixon, Aaron Beth, Bill McCaffery, Malik Evans, Chris Lawson, Rob Nunnery, Chris Woods, Dan Hall, Bryan Milbrun, Ronnie McMahon, Student Manager Jeff Fowler.


1990



NIT CHAMPIONS


(Front Row L-R): Head Coach Eddie Fogler, Assistant Coach Rick Callahan, Assistant Coach Neil Dougherty, Steve Grant, Alberto Ballestra, Derrick Wilcox, Eric Reid, Charles Moyes, Assistant Coach Mark Elliott, Assistant Coach Mike Petrone, Athletic Trainer Paul Federici. **Back Row:** Student Manager John Deahl, Scott Draud, Robbie Graham, Kevin Anglin, Dan Hall, Fred Benjamin, Todd Miholland, Morgan Wheat, Bruce Elder, Willy Daunic, Student Manager Sean Smith.

1987



Front Row (L-R): Head Coach C.M. Newton, Assistant Coach John Bostick, Sydney Grider, Barry Goheen, Glen Clem, Barry Booker, Scott Draud, Derrick Wilcox, Assistant Coach Al Walters, Assistant Coach Ed Martin. **Back Row:** Assistant Coach Mike Petrone, Athletic Trainer Tim Bream, Bud Adams, Chip Rupp, Eric Reid, Frank Kornet, Will Perdue, Steve Reece, Randy Neff, Bobby Westbrooks, Student Manager Mike Carmody, Student Manager Ian Mahoon.

1983



Front Row (L-R): Head Coach C.M. Newton, Phil Cox, Darrell Dulaney, Jimmy Lenz, Jeff Gary, Al McKinney, Micheal Dupont, Doug Weikert, Assistant Coach John Bostick, Assistant Coach Dale Clayton. **Back Row (L-R):** Athletic Trainer Joe Worden, Assistant Coach Al Walter, Andrew Adair, James Williams, Ted Young, Brett Burrow, Jeff Turner, Jeff Pflieger, Bobby Westbrooks, Student Manager Todd Berry, Student Manager James Parker, Student Manager Rick Plotkin.

HONORS AND AWARDS

All-Americans

Year	Name	Position
2011	John Jenkins	Guard
<i>HM-AP, 3-RV, 5-FOX</i>		
2008	Shan Foster	Guard/Forward
<i>1-BT, SC, RV; 2-AP, BW, SN, CH; 3-BC; HM-ES</i>		
2007	Derrick Byars	Guard/Forward
<i>2-RV; HM-AP</i>		
2004	Matt Freije	Forward
<i>1-SC; 3-BC, SN; HM-AP, SI</i>		
2000	Dan Langhi	Forward
<i>3-BT</i>		
1993	Billy McCaffrey	Guard
<i>1-WA; 2-BW, SN, BT; 3-AP, BC, UPI</i>		
1988	Will Perdue	Center
<i>1-A; 3-AP, BC, BT, Wk</i>		
1974	Jan van Breda Kolff	Guard
<i>2-CV; 4-BC</i>		
1969	Tom Hagan	Guard
<i>HM-UPI</i>		
1966	Clyde Lee	Center
<i>1-AP, BC, BW, UPI, CV, NE; X-Hlm</i>		
1965	Clyde Lee	Center
<i>1-BW, CV; 2-AP, UPI; X-Hlm</i>		
1950	Billy Joe Adcock	Forward
<i>2-PG; 2-Hlm, SN</i>		

Note: 1=first team, 2=second team, 3=third team, 4=fourth team, 5=fifth team, HM=honorable mention

Key: Al - The World Almanac; AP - Associated Press; BC - National Association of Basketball Coaches; BT - Basketball Times; BW - U.S. Basketball Writers Association; CV - Converse Yearbook; ES - ESPN.com; FOX - FoxSports.com; HLM - Helms Foundation; NE - Newspaper Enterprises Assn.; PG - Police Gazette; Rv - Rivals.com; SC - Senior CLASS Award; SI - Sports Illustrated or SI.com; SN - The Sporting News; UPI - United Press International; WA - John R. Wooden Award; Wk - Basketball Weekly

Postseason Honors

NCAA ALL-TOURNAMENT

Year	Name	Position
1974	Jeff Fosnes	Forward
1965	Clyde Lee	Center
1965	Keith Thomas	Guard

NIT ALL-TOURNAMENT

Year	Name	Position
1994	Frank Seckar	Guard
1990	Scott Draud (MVP)	Guard

SEC ALL-TOURNAMENT

FIRST TEAM

Year	Name	Position
2017	Riley LaChance	Guard
2012	John Jenkins (MVP)	Guard
2012	Lance Goulbourne	Forward
1989	Barry Booker	Forward/Guard
1981	Al Miller	Guard
1951	Dave Kardokus	Forward
1941	Pinky Lipscomb	Forward
1939	Pinky Lipscomb	Forward

SEC ALL-TOURNAMENT

SECOND TEAM

Year	Name	Position
1952	Dave Kardokus	Forward
1951	Bob Dudley Smith	Guard
1951	Al Weiss	Center
1950	Billy Joe Adcock	Forward
1949	Billy Joe Adcock	Forward
1948	Billy Joe Adcock	Forward
1940	Ross Hanna	Forward
1939	Joe Little	Guard
1936	Dick Plasman	Center
1934	Willie Geny	Forward

SEC Honors

Key: (C) Coaches Selection; (AP) Associated Press

SEC PLAYER OF THE YEAR

Year	Name	Selection
2008	Shan Foster, G/F	AP, C
2007	Derrick Byars, G/F	C
2000	Dan Langhi, F	AP, C
1993	Billy McCaffrey, G	C
1988	Will Perdue, C	C
1974	Jan van Breda Kolff, G	C
1966	Clyde Lee, C	C
1965	Clyde Lee, C	C

SEC FRESHMAN OF THE YEAR

Year	Name	Selection
1978	Mike Rhodes, F	C

SEC ALL-FRESHMAN

Year	Name	Selection
2015	Wade Baldwin IV, G	C
2015	Riley LaChance, G	C
2014	Damian Jones, C	C
2010	John Jenkins, G	C
2009	Jeffery Taylor, G-F	C
2008	A.J. Ogilvy, C	C
2005	Shan Foster, G-F	C
2002	Brian Thornton, F	C
2001	Matt Freije, F	C
1998	Greg LaPointe, F	C
1995	Drew Maddux, G	C
1992	Ronnie McMahan, G	C
1987	Scott Draud, G	C

ALL-SEC FIRST TEAM

Year	Name	Selection
2017	Luke Kornet, C	C
2016	Damian Jones, C	C
2015	Damian Jones, C	C
2012	John Jenkins, G	AP, C
2012	Jeffery Taylor, F	C
2011	John Jenkins, G	AP, C
2010	Jermaine Beal, G	C
2008	Shan Foster, G/F	AP, C

2007	Derrick Byars, G/F	AP, C
2006	Shan Foster, G/F	C
2004	Matt Freije, F	AP, C
2000	Dan Langhi, F	AP, C
1998	Drew Maddux, G	AP, C
1994	Billy McCaffrey, G	AP, C
1993	Billy McCaffrey, G	AP, C
1991	Scott Draud, G	C
1989	Barry Goheen, G	C
1989	Frank Kornet, C	C
1988	Will Perdue, C	UPI, AP, C
1987	Will Perdue, C	AP, C
1985	Phil Cox, G	AP, C
1984	Jeff Turner, F	AP, C
1983	Phil Cox, G	C
1982	Willie Jones, C	C
1980	Mike Rhodes, F	C
1979	Charles Davis, F	C
1976	Jeff Fosnes, F	C
1975	Jeff Fosnes, F	C
1974	Terry Compton, G	UPI, C
1974	Jan van Breda Kolff, G	UPI, AP, C
1973	Terry Compton, G	C
1971	Thorpe Weber, F	C
1970	Perry Wallace, F	C
1969	Tom Hagan, G	UPI, AP, C
1968	Tom Hagan, G	UPI, AP, C
1968	Bob Warren, F	C
1967	Bo Wyenandt, F	C
1967	Tom Hagan, G	AP, C
1966	Clyde Lee, C	UPI, AP, C
1966	Keith Thomas, G	AP, C
1965	Bob Grace, F	C
1965	Clyde Lee, C	UPI, AP, C
1965	John Ed Miller, G	UPI, C
1964	Clyde Lee, C	AP, C
1964	John Ed Miller, G	C
1963	John Russell, G	C
1962	John Russell, G	C
1961	Bill Depp, C	AP, C
1960	Bill Depp, C	C
1959	Jim Henry, G	AP, C
1958	Jim Henry, G	C
1957	Al Rochelle, G	AP
1956	Al Rochelle, G	C
1954	Dan Finch, G	AP
1951	Dave Kardokus, F	AP
1950	Billy Joe Adcock, F	AP
1948	Billy Joe Adcock, F	C

ALL-SEC SECOND TEAM

Year	Name	Selection
2018	Jeff Roberson, F	C
2016	Wade Baldwin IV, G	C
2016	Damian Jones, C	AP
2015	Damian Jones, C	AP
2014	Rod Odum, F	C
2012	Jeffery Taylor, F	AP
2011	Festus Ezeli, C	C
2011	Jeffery Taylor, F	C
2010	Jermaine Beal, G	AP

HONORS AND AWARDS

2010	A.J. Ogilvy, C	C
2010	Jeffery Taylor, F	C
2009	A.J. Ogilvy, C	C
2008	A.J. Ogilvy, C	C
2007	Shan Foster, G-F	C
2005	Corey Smith, G-F	C
2003	Matt Freije, F	C
1999	Dan Langhi, F	C, AP
1997	Pax Whitehead, F	C, AP
1996	Frank Seckar, G	C, AP
1995	Ronnie McMahan, G-F	C, AP
1993	Kevin Anglin, F	C
1993	Bruce Elder, F	C
1989	Barry Goheen, G	AP, UPI
1989	Frank Kornet, C	AP, UPI
1987	Will Perdue, C	AP
1985	Phil Cox, G	UPI
1984	Jeff Turner, F	UPI
1983	Phil Cox, G	AP, UPI
1980	Mike Rhodes, F	UPI
1979	Charles Davis, F	UPI, AP
1979	Tommy Springer, G	AP
1976	Jeff Fosnes, F	UPI, AP
1975	Jeff Fosnes, F	UPI, AP
1974	Terry Compton, G	AP
1974	Jeff Fosnes, F	AP
1973	Terry Compton, G	UPI
1971	Thorpe Weber, F	UPI, AP
1970	Perry Wallace, F	UPI, AP
1968	Bo Wyenandt, F	UPI
1967	Tom Hagan, G	UPI
1967	Jerry Southwood, G	UPI
1967	Bo Wyenandt, F	AP
1966	Keith Thomas, G	UPI
1965	Bob Grace, F	AP
1965	John Ed Miller, G	AP
1964	John Ed Miller, G	AP
1963	John Russell, G	AP
1962	John Russell, G	AP
1958	Jim Henry, G	AP
1957	Bobby Thym, G	AP
1956	Al Rochelle, G	AP
1956	Clarence Taylor, G	AP
1953	Dan Finch, G	AP
1952	Dave Kardokus, F	AP
1951	Bob Dudley Smith, F/G	C
1951	Al Weiss, C	C
1949	Billy Joe Adcock, F	AP

ALL-SEC THIRD TEAM

<u>Year</u>	<u>Name</u>	<u>Selection</u>
2003	Matt Freije, F	AP
2002	Matt Freije, F	C
2000	Atiba Prater, G	AP
1995	Frank Seckar, G	C
1994	Ronnie McMahan, G	AP, C
1993	Kevin Anglin, F	AP
1993	Bruce Elder, F	AP
1991	Kevin Anglin, G	AP
1991	Scott Draud, G	UPI, AP
1990	Scott Draud, G	UPI
1988	Barry Goheen, G	UPI, AP

1986	Brett Burrow, C	UPI
1984	Phil Cox, G	UPI, AP
1981	Charles Davis, F	UPI
1980	Mike Rhodes, F	AP
1979	Mike Rhodes, F	UPI
1979	Tommy Springer, G	UPI
1978	Charles Davis, F	UPI
1978	Mike Rhodes, F	UPI, AP
1976	Butch Feher, G	UPI, AP
1974	Jeff Fosnes, F	UPI
1973	Steve Turner, C	AP
1972	Terry Compton, G	UPI
1971	Rod Freeman, F	AP
1971	Rudy Thacker, G	UPI
1970	Thorpe Weber, F	UPI, AP
1968	Bob Warren, F	UPI, AP
1968	Bo Wyenandt, F	AP
1967	Kenny Gibbs, F	AP
1967	Jerry Southwood, G	AP
1967	Bob Warren, F	UPI, AP
1967	Bo Wyenandt, F	UPI
1965	Bob Grace, F	UPI
1961	Don Ringstaff, F	AP
1960	Ben Rowan, F	AP
1956	Bobby Thym, F	AP
1955	Al Rochelle, G	AP

ALL-SEC HONORABLE MENTION

<u>Year</u>	<u>Name</u>	<u>Selection</u>
2014	Rod Odom, F	AP
2011	Festus Ezeli, C	AP
2011	Jeffery Taylor, F	AP
2010	A.J. Ogilvy, C	AP
2010	Jeffery Taylor, F	AP
2009	A.J. Ogilvy, C	AP
2008	A.J. Ogilvy, C	AP
2007	Shan Foster, G/F	AP

SEC SIXTH MAN OF THE YEAR

<u>Year</u>	<u>Name</u>	<u>Selection</u>
2010	John Jenkins, G	C
2004	Scott Hundley, G	C

ALL-SEC DEFENSIVE TEAM

<u>Year</u>	<u>Name</u>	<u>Selection</u>
2017	Luke Kornet	C
2016	Luke Kornet	C
2015	Damian Jones	C
2012	Jeffery Taylor	C
2011	Jeffery Taylor	C
2010	Jeffery Taylor	C

Coaches Awards

NATIONAL COACH OF THE YEAR

<u>Year</u>	<u>Name</u>	<u>Selection</u>
1993	Eddie Fogler	AP, UPI, CBS, USBWA, Scripps-Howard, Sports Illustrated, Sporting News, Basketball Weekly

SEC COACH OF THE YEAR

<u>Year</u>	<u>Name</u>	<u>Selection</u>
2010	Kevin Stallings	C
2007	Kevin Stallings	C
1993	Eddie Fogler	AP, C
1989	C.M. Newton	AP
1988	C.M. Newton	AP, UPI
1979	Wayne Dobbs	UPI
1976	Roy Skinner	UPI
1974	Roy Skinner	AP, UPI
1967	Roy Skinner	AP, UPI
1965	Roy Skinner	AP, UPI

VANDERBILT HALL OF FAME

<u>Inducted</u>	<u>Player</u>	<u>Seasons</u>
2017	Matt Freije	2001-04
2013	Billy Joe Adcock	1948-50
2013	Pinky Lipscomb	1939-41
2011	Will Perdue	1984-88
2010	Shan Foster	2006-09
2010	Ed Martin (Coach)	1985-89
2009	Roy Skinner (Coach)	1959, 1962-76
2009	Charles Davis	1977-81
2008	Clyde Lee	1964-66
2008	Perry Wallace	1968-70

USA BASKETBALL

<u>Year</u>	<u>Name</u>	<u>Team</u>
2011	John Jenkins	World University Games (China)
2007	Shan Foster	Pan Am Games (Brazil)
1984	Jeff Turner	Olympics (Los Angeles)
1982	Jeff Turner	World Championships (Columbia)
1979	Tommy Springer	World University Games (Mexico)

ACADEMIC AWARDS

FIRST TEAM ACADEMIC ALL-AMERICA

<u>Year</u>	<u>Name</u>
1993	Bruce Elder*
1976	Jeff Fosnes
1975	Jeff Fosnes

*All-American of the Year

SECOND TEAM ACADEMIC ALL-AMERICA

<u>Year</u>	<u>Name</u>
2017	Luke Kornet

HONORS AND AWARDS

1996	Frank Seckar
1992	Bruce Elder
1991	Steve Grant

SEC SCHOLAR ATHLETE OF THE YEAR

Year	Name
2017	Luke Kornet, C

ACADEMIC ALL-SEC

Year	Name
2019	Ejike Obinna, Isaiah Rice, Matt Ryan, Yanni Wetzell
2018	Riley LaChance
2017	Nolan Cressler, Luke Kornet, Jeff Roberson
2016	Josh Henderson, Damian Jones, Carter Josephs, Luke Kornet, Phil McGloin, Nathan Watkins
2015	Josh Henderson, Damian Jones, Carter Josephs, Luke Kornet, Shelby Moats, James Siakam, Nathan Watkins
2014	Josh Henderson, Carter Josephs, Shelby Moats, Rod Odom, Nathan Watkins
2013	Shelby Moats
2012	Festus Ezeli, Josh Henderson, Aaron Noll, Jordan Smart
2011	Joe Duffy, Chris Meriwether, Aaron Noll, Jordan Smart
2010	Elliott Cole, Joe Duffy, Chris Meriwether, Jordan Smart
2009	Elliott Cole, Joe Duffy, Andre Walker
2008	Ross Neltner, Davis Nwankwo, Elliott Cole
2007	Dan Cage, Ross Neltner, Ted Skuchas
2006	Dan Cage
2005	Dan Cage, Jason Holwerda, Dawid Przybyszewski, Ted Skuchas
2004	Jason Holwerda, Russell Lakey, Dawid Przybyszewski, Martin Schnedlitz
2003	Matt Carter, Russell Lakey, Martin Schnedlitz
2002	Matt Carter, Greg LaPointe
2001	Matt Carter, Sam Howard
2000	Darius Coulibaly, Atiba Prater, James Strong, Sam Howard
1999	Vince Ford
1998	Billy Di Spaltro, Drew Maddux
1997	Howard Pride
1996	Frank Seckar, Chad Sheron
1995	Bryan Milburn, Frank Seckar, Chad Sheron, Pax Whitehead
1994	Bryan Milburn, Frank Seckar, Chad Sheron
1993	Kevin Anglin, Bruce Elder, Bryan Milburn
1992	Kevin Anglin, Bruce Elder
1991	Kevin Anglin, Scott Draud, Bruce Elder, Steve Grant, Charles Mayes
1990	Alberto Ballestra, Scott Draud, Steve Grant, Charles Mayes
1989	James Amsler, Barry Goheen, Steve Grant, Charles Mayes
1988	Barry Booker, Barry Goheen
1987	Barry Goheen, Steve Reece

1986	Steve Reece
1985	Phil Cox, Steve Reece
1984	Phil Cox, Al McKinney, Jeff Turner
1983	Phil Cox, Al McKinney, Jeff Turner, Doug Weikert
1980	Pat Berwanger
1979	Tom Shultz
1978	Tom Shultz
1977	Tom Shultz
1976	Jeff Fosnes, Mike Moore
1975	Jeff Fosnes
1974	Bob Chess, Terry Compton, Jeff Fosnes
1973	Ray Maddux
1972	Ray Maddux
1971	Van Oliver
1970	Ralph Mayes
1969	Ralph Mayes
1968	Gene Lockyear
1967	Gene Lockyear
1966	Ron Knox, Gene Lockyear
1963	Bob Scott

1ST-YEAR SEC

ACADEMIC HONOR ROLL

Year	Name
2019	Mac Hunt, Aaron Nesmith
2017	Larry Austin, Jr.
2016	Samir Sehic, Joe Toye
2015	Nolan Cressler
2015	Phillip McGloin
2015	Jeff Roberson
2014	Luke Kornet
2013	Alex Gendelman
2012	Shelby Moats
2009	Aaron Noll
2009	Jordan Smart
2008	Elliott Cole
2003	Ted Skuchas

Leadership & Sportsmanship

ROY SKINNER AWARD

(Presented by the Kiwanis Club to the player who exhibited excellence in leadership, perseverance and performance during his career)

Year	Name
2006	Julian Terrell
2005	Jason Holwerda
2004	Matt Freije
2003	Matt Carter
2002	Darius Coulibaly, Sam Howard
2001	Greg LaPointe, Anthony Williams
2000	Dan Langhi
1999	Vince Ford
1998	Austin Bates, Billy Di Spaltro, Drew Maddux
1997	Howard Pride
1996	Frank Seckar
1995	Ronnie McMahan
1994	Billy McCaffrey

1993	Kevin Anglin, Bruce Elder
1992	Todd Milholland
1991	Charles Mayes, Steve Grant, Scott Draud
1990	Derrick Wilcox

CIVITAN SPORTSMANSHIP AWARD

Year	Name
2003	Matt Freije
1997	Drew Maddux
1994	Dan Hall
1993	Kevin Anglin
1992	Todd Milholland
1991	Charles Mayes
1990	Derrick Wilcox
1989	James Amsler
1988	Barry Booker
1987	Steve Reece
1986	Jeff Gary
1985	Phil Cox
1984	Jimmy Lenz
1983	James Williams
1982	Doug Weikert
1981	Brian Allsmiller
1980	Mark Elliott
1979	Mark Elliott
1977	Tim Thompson
1976	Joe Ford
1975	Bob Chess
1974	Lee Fowler
1973	Terry Compton
1972	Tom Arnholt
1970	Perry Wallace
1969	Tom Hagan
1968	Bob Warren
1967	Bob Warren
1966	Keith Thomas
1965	Clyde Lee
1964	Clyde Lee
1963	Jerry Hall
1962	Bobby Bland
1961	Larry Banks
1960	Jim Henry, Ben Rowan

SEC SPORTSMANSHIP AWARD

(Presented by the Tennessee Club. Based on vote by league players)

Year	Name
1970	Perry Wallace
1968	Bob Warren
1966	Clyde Lee
1965	John Ed Miller

SEC FRESHMAN OF THE WEEK

Year	Name	Date
2019	Aaron Nesmith	Feb. 18
2019	Simisola Shittu	Jan. 7
2018	Darius Garland	Nov. 12
2015	Riley LaChance	March 9
2015	Riley LaChance	Feb. 9
2015	Riley LaChance	Jan. 5
2014	Riley LaChance	Dec. 15
2014	Wade Baldwin IV	Nov. 24
2014	Damian Jones	Feb. 24

HONORS AND AWARDS

2013	Kevin Bright	March 4
2012	Kevin Bright	Dec. 10
2010	John Jenkins	March 1
2010	John Jenkins	Jan. 11
2010	John Jenkins	Jan. 4
2007	A.J. Ogilvy	Nov. 12
2007	A.J. Ogilvy	Dec. 31
2008	A.J. Ogilvy	Jan. 7
1992	Ronnie McMahan	Feb. 10
1988	Charles Mayes	Jan. 25

SEC PLAYERS OF THE WEEK

<i>Year</i>	<i>Name</i>	<i>Date</i>
2018	Jeff Roberson	Feb. 19
2017	Luke Kornet	March 6
2016	Damian Jones	Feb. 29
2014	Rod Odom	Feb. 10
2012	Kyle Fuller	Dec. 10
2012	John Jenkins	Feb. 20
2012	Jeffery Taylor	Jan. 30
2011	John Jenkins	Feb. 14
2011	Lance Goulbourne	Jan. 24
2010	Festus Ezeli	Dec. 6
2010	John Jenkins	Nov. 22
2010	Brad Tinsley	Nov. 15
2010	Jeffery Taylor	Feb. 15
2009	A.J. Ogilvy	Dec. 7
2008	Shan Foster (Co-P)	March 10
2008	Shan Foster	Jan. 7
2007	Shan Foster	Dec. 3
2007	Shan Foster	Nov. 19
2007	Derrick Byars	Feb. 19
2007	Derrick Byars	Jan. 22
2005	Derrick Byars	Dec. 5
2005	Mario Moore	Jan. 10
2004	Matt Freije	Feb. 2
2003	Matt Freije	Feb. 3
2002	Matt Freije	Jan. 21
2000	Anthony Williams	Feb. 21
2000	Dan Langhi	Jan. 17
1999	Dan Langhi	Feb. 22
1998	Dan Langhi	Nov. 23
1998	Drew Maddux	Jan. 19
1997	Pax Whitehead	Feb. 9
1995	Ronnie McMahan	Jan. 30
1993	Kevin Anglin	Feb. 22
1991	Kevin Anglin	Jan. 20
1990	Derrick Wilcox	Jan. 7
1989	Barry Goheen	Feb. 20
1989	Frank Kornet	Feb. 6
1989	Barry Booker	Jan. 9
1988	Will Perdue	Jan. 25
1987	Will Perdue	Dec. 29
1985	Brett Burrow	Feb. 18

1,000-POINT SCORERS



1 - SHAN FOSTER - 2,011 POINTS

Year	G	FG-A	PCT.	3FG-A	PCT.	FTA	PCT.	PTS	AVG.
2004-05	34	104-236	.441	69-155	.445	35-43	.814	312	9.2
2005-06	30	162-359	.451	90-217	.415	63-83	.759	477	15.9
2006-07	34	191-425	.449	74-214	.346	75-89	.843	531	15.6
2007-08	34	242-463	.523	134-286	.469	73-96	.760	691	20.3
Totals	132	699-1483	.471	367-872	.421	246-311	.791	2011	15.2



9 - CHARLES DAVIS - 1,675 POINTS

Year	G	FG-A	PCT.	3FG-A	PCT.	FTA	PCT.	PTS	AVG.
1976-77	26	164-368	.446	-	-	71-94	.755	399	15.3
1977-78	25	178-353	.504	-	-	63-87	.724	419	16.8
1978-79	27	203-352	.577	-	-	96-130	.738	502	18.6
1979-80	1	3-6	.500	-	-	0-0	.000	6	6.0
1980-81	26	135-249	.542	-	-	79-99	.798	349	13.4
Totals	105	683-1328	.514	-	-	309-410	.754	1675	16.0



2 - JEFFERY TAYLOR - 1,897 POINTS

Year	G	FG-A	PCT.	3FG-A	PCT.	FTA	PCT.	PTS	AVG.
2008-09	31	136-271	.502	9-41	.220	96-139	.691	377	12.2
2009-10	33	148-300	.493	1-11	.091	141-189	.746	438	13.3
2010-11	34	171-381	.449	39-113	.345	120-167	.719	501	14.7
2011-12	36	210-426	.493	66-156	.423	95-157	.605	581	16.1
Totals	134	665-1378	.483	115-321	.358	452-652	.693	1897	14.2



10 - JOHN JENKINS - 1,660 POINTS

Year	G	FG-A	PCT.	3FG-A	PCT.	FTA	PCT.	PTS	AVG.
2009-10	31	110-234	.470	72-149	.483	48-60	.800	340	11.0
2010-11	32	190-411	.462	100-245	.408	144-161	.894	624	19.5
2011-12	35	217-458	.474	134-305	.439	128-153	.837	696	19.9
Totals	98	517-1103	.469	306-699	.438	320-374	.856	1660	16.9



3 - MATT FREIJE - 1,891 POINTS

Year	G	FG-A	PCT.	3FG-A	PCT.	FTA	PCT.	PTS	AVG.
2000-01	27	98-197	.497	23-59	.390	61-77	.792	280	10.4
2001-02	32	171-367	.466	33-97	.340	109-142	.768	484	15.1
2002-03	29	178-402	.443	65-185	.351	99-124	.798	520	17.9
2003-04	33	185-446	.415	62-174	.356	175-222	.788	607	18.4
Totals	121	632-1412	.448	183-515	.355	444-565	.786	1891	15.6



11 - JEFF FOSNES - 1,579 POINTS

Year	G	FG-A	PCT.	3FG-A	PCT.	FTA	PCT.	PTS	AVG.
1972-73	21	69-129	.535	-	-	30-43	.698	168	8.0
1973-74	28	148-306	.484	-	-	58-79	.734	354	12.6
1974-75	26	238-432	.551	-	-	99-132	.750	575	22.1
1975-76	27	196-404	.485	-	-	90-119	.756	482	17.9
Totals	102	651-1271	.512	-	-	277-373	.743	1579	15.5




4 - PHIL COX - 1,724 POINTS

Year	G	FG-A	PCT.	3FG-A	PCT.	FTA	PCT.	PTS	AVG.
1981-82	28	126-255	.494	-	-	126-145	.869	378	13.5
1982-83	33	182-377	.483	-	-	113-126	.897	477	14.5
1983-84	29	166-350	.474	-	-	92-115	.800	424	14.6
1984-85	27	167-338	.498	-	-	111-127	.874	445	16.5
Totals	117	641-1320	.486	-	-	442-513	.862	1724	14.7



12 - TOM HAGAN - 1,514 POINTS

Year	G	FG-A	PCT.	3FG-A	PCT.	FTA	PCT.	PTS	AVG.
1966-67	26	170-331	.514	-	-	103-132	.780	443	17.0
1967-68	24	161-333	.483	-	-	141-167	.844	463	19.2
1968-69	26	246-480	.513	-	-	116-133	.872	608	23.4
Totals	76	577-1144	.504	-	-	360-432	.833	1514	19.9



5 - RONNIE MCMAHAM - 1,719 POINTS

Year	G	FG-A	PCT.	3FG-A	PCT.	FTA	PCT.	PTS	AVG.
1991-92	30	109-264	.413	58-157	.369	59-82	.720	335	11.2
1992-93	34	127-271	.469	73-167	.437	49-74	.662	376	11.1
1993-94	32	165-378	.437	87-228	.382	80-93	.860	497	15.5
1994-95	28	165-439	.376	78-222	.351	103-140	.736	511	18.3
Totals	124	566-1352	.418	296-774	.382	291-389	.748	1719	13.9



13 - BARRY GOHEEN - 1,509 POINTS

Year	G	FG-A	PCT.	3FG-A	PCT.	FTA	PCT.	PTS	AVG.
1985-86	28	91-168	.542	-	-	44-52	.846	226	8.1
1986-87	34	138-297	.465	29-78	.372	114-136	.838	419	12.3
1987-88	31	134-287	.467	29-67	.433	86-112	.768	383	12.4
1988-89	33	158-352	.449	60-137	.438	105-139	.755	481	14.6
Totals	126	521-1104	.472	118-282	.418	349-439	.795	1509	12.0



6 - MIKE RHODES - 1,699 POINTS

Year	G	FG-A	PCT.	3FG-A	PCT.	FTA	PCT.	PTS	AVG.
1977-78	27	202-424	.476	-	-	103-127	.811	507	18.8
1978-79	27	174-362	.481	-	-	72-87	.827	420	15.5
1979-80	26	195-398	.489	-	-	89-110	.809	479	18.4
1980-81	23	112-230	.487	-	-	69-84	.821	293	12.7
Totals	103	683-1414	.483	-	-	333-408	.816	1699	16.5




14 - DAN LANGHI - 1,502 POINTS

Year	G	FG-A	PCT.	3FG-A	PCT.	FTA	PCT.	PTS	AVG.
1996-97	31	33-76	.434	9-27	.333	55-74	.743	130	4.2
1997-98	31	68-162	.420	24-67	.358	36-47	.766	196	6.3
1998-99	29	162-388	.418	47-122	.385	141-167	.844	512	17.7
1999-00	30	222-465	.477	58-144	.403	162-186	.871	664	22.1
Totals	121	485-1091	.446	138-360	.383	394-474	.831	1502	12.4




7 - CLYDE LEE - 1,691 POINTS

Year	G	FG-A	PCT.	3FG-A	PCT.	FTA	PCT.	PTS	AVG.
1963-64	25	176-410	.429	-	-	119-176	.676	471	18.8
1964-65	28	239-516	.463	-	-	153-228	.671	631	22.5
1965-66	26	218-457	.455	-	-	153-206	.742	589	22.6
Totals	79	633-1383	.457	-	-	425-610	.697	1691	21.4



15 - RILEY LACHANCE - 1,476 POINTS

Year	G	FG	PCT.	3FG-A	PCT.	FTA	PCT.	PTS	AVG.
2014-15	35	147-337	.436	66-173	.382	69-79	.873	429	12.3
2015-16	33	80-226	.354	43-119	.361	26-34	.765	229	6.9
2016-17	35	115-247	.466	70-144	.486	68-78	.872	368	10.5
2017-18	32	156-341	.433	81-194	.418	57-73	.781	450	14.1
Totals	103	342-810	.422	179-436	.411	163-191	.853	1026	10.0



8 - DREW MADDUX - 1,689 POINTS

Year	G	FG-A	PCT.	3FG-A	PCT.	FTA	PCT.	PTS	AVG.
1994-95	27	86-216	.398	34-99	.343	51-59	.864	257	9.5
1995-96	32	155-388	.399	56-162	.346	81-106	.764	447	14.0
1996-97	31	133-312	.426	57-163	.350	109-142	.768	432	13.9
1997-98	33	197-432	.456	79-217	.364	80-106	.755	553	16.8
Totals	123	571-1348	.424	226-641	.353	321-413	.777	1689	13.7



16 - A.J. OGILVY - 1,468 POINTS


Year	G	FG-A	PCT.	3FG-A	PCT.	FTA	PCT.	PTS	AVG.
2007-08	34	201-342	.588	0-2	.000	176-229	.769	578	17.0
2008-09	29	152-280	.543	7-27	.259	137-196	.699		

1,000-POINT SCORERS



17 - SCOTT DRAUD - 1,466 POINTS

Year	G	FG-A	PCT.	3FG-A	PCT	FTA	PCT.	PTS	AVG.
1986-87	34	80-190	.421	54-123	.439	34-45	.756	248	7.3
1987-88	31	69-172	.401	43-101	.426	35-44	.796	216	7.0
1989-90	35	178-415	.429	90-208	.433	100-115	.870	546	15.6
1990-91	30	146-331	.441	101-225	.449	63-72	.875	456	15.2
Totals	130	473-1108	.427	288-657	.438	232-276	.841	1466	11.3



18 - BOBBY THYM - 1,403 POINTS

Year	G	FG-A	PCT.	3FG-A	PCT	FTA	PCT.	PTS	AVG.
1953-54	22	110-276	.399	-	-	76-123	.618	296	13.5
1954-55	22	112-356	.315	-	-	128-177	.723	352	16.0
1955-56	23	118-298	.362	-	-	143-204	.701	379	16.5
1956-57	22	135-318	.425	-	-	106-171	.620	376	17.1
Totals	89	475-1248	.381	-	-	453-675	.671	1403	15.8



19 - KEVIN ANGLIN - 1,389 POINTS

Year	G	FG-A	PCT.	3FG-A	PCT	FTA	PCT.	PTS	AVG.
1989-90	35	42-124	.339	5-36	.139	84-104	.808	173	4.9
1990-91	30	110-229	.480	34-84	.405	91-120	.758	345	11.5
1991-92	30	148-324	.457	55-137	.402	155-207	.749	506	16.9
1992-93	34	120-312	.385	40-144	.278	85-118	.720	365	10.7
Totals	129	420-989	.425	134-401	.344	415-549	.756	1389	10.8



20 - JEFF ROBERSON - 1,373 POINTS

Year	G	FG-A	PCT.	3FG-A	PCT	FTA	PCT.	PTS	AVG.
2014-15	33	50-103	.485	15-33	.455	40-64	.625	155	4.7
2015-16	32	91-186	.489	30-69	.435	85-102	.833	297	9.3
2016-17	35	122-293	.416	39-115	.339	96-121	.793	379	10.8
2017-18	32	164-343	.478	62-153	.405	152-178	.854	542	16.9
Totals	132	427-925	.462	146-370	.395	373-465	.802	1373	10.4



21 - BILLY MCCAFFREY - 1,359 POINTS

Year	G	FG-A	PCT.	3FG-A	PCT	FTA	PCT.	PTS	AVG.
1992-93	34	241-436	.553	83-162	.512	134-154	.870	699	20.6
1993-94	32	217-476	.456	58-154	.377	168-189	.880	660	20.6
Totals	66	458-912	.502	141-316	.446	302-343	.880	1359	20.6



22 - BUTCH FEHER - 1,345 POINTS

Year	G	FG-A	PCT.	3FG-A	PCT	FTA	PCT.	PTS	AVG.
1972-73	21	44-109	.404	-	-	30-47	.638	118	5.6
1973-74	28	84-211	.398	-	-	69-84	.821	237	8.5
1974-75	26	197-385	.512	-	-	139-182	.764	533	20.5
1975-76	27	173-362	.478	-	-	111-144	.771	457	16.9
Totals	102	498-1067	.467	-	-	349-457	.763	1345	13.2



23 - TERRY COMPTON - 1,326 POINTS

Year	G	FG-A	PCT.	3FG-A	PCT	FTA	PCT.	PTS	AVG.
1971-72	26	173-319	.542	-	-	109-153	.712	450	17.3
1972-73	26	191-388	.492	-	-	79-104	.760	461	17.7
1973-74	28	163-358	.455	-	-	89-102	.873	415	14.8
Totals	80	527-1065	.495	-	-	277-359	.772	1326	16.6



24 - FRANK SECKAR - 1,317 POINTS

Year	G	FG-A	PCT.	3FG-A	PCT	FTA	PCT.	PTS	AVG.
1992-93	34	45-112	.402	30-70	.429	32-44	.727	152	4.5
1993-94	32	88-201	.438	62-138	.449	46-63	.730	284	8.9
1994-95	28	117-272	.430	83-195	.426	41-58	.707	358	12.8
1995-96	32	170-407	.418	103-272	.379	80-108	.741	523	16.3
Totals	126	429-992	.428	278-675	.419	199-273	.729	1317	10.5



25 - DAMIAN JONES - 1,313 POINTS

Year	G	FG-A	PCT.	3FG-A	PCT	FTA	PCT.	PTS	AVG.
2013-14	31	138-254	.543	0-0	.000	73-134	.545	349	11.3
2014-15	35	186-331	.562	1-5	.200	133-222	.599	506	14.5
2015-16	33	184-312	.590	0-3	.000	90-168	.536	458	13.9
Totals	99	508-897	.566	1-8	.125	296-524	.565	1313	13.3



26 - BARRY BOOKER - 1,310 POINTS

Year	G	FG-A	PCT.	3FG-A	PCT	FTA	PCT.	PTS	AVG.
1985-86	26	38-90	.422	-	-	18-25	.720	94	3.6
1986-87	34	134-281	.477	85-170	.500	50-60	.833	403	11.9
1987-88	31	120-266	.451	74-171	.433	24-32	.750	338	10.9
1988-89	33	166-352	.472	87-194	.449	56-86	.667	475	14.4
Totals	124	458-989	.463	246-535	.460	148-203	.729	1310	10.6



27 - WILL PERDUE - 1,281 POINTS

Year	G	FG-A	PCT.	3FG-A	PCT	FTA	PCT.	PTS	AVG.
1983-84	17	21-45	.467	-	-	4-9	.444	46	2.7
1985-86	22	31-53	.585	-	-	14-32	.438	76	3.2
1986-87	34	233-389	.599	-	-	126-204	.618	592	17.4
1987-88	31	234-369	.634	-	-	99-147	.674	567	18.3
Totals	104	519-856	.606	-	-	243-392	.620	1281	12.3



28 - JEFF TURNER - 1,271 POINTS

Year	G	FG-A	PCT.	3FG-A	PCT	FTA	PCT.	PTS	AVG.
1980-81	28	40-96	.417	-	-	20-31	.645	100	3.6
1981-82	27	99-189	.524	-	-	52-71	.732	250	9.3
1982-83	33	180-366	.492	-	-	75-98	.765	435	13.2
1983-84	29	200-375	.533	-	-	86-102	.843	486	16.8
Totals	117	519-1026	.506	-	-	233-302	.771	1271	10.9




29 - JERMAINE BEAL - 1,253 POINTS

Year	G	FG-A	PCT.	3FG-A	PCT	FTA	PCT.	PTS	AVG.
2006-07	34	33-98	.337	10-38	.263	52-65	.800	128	3.8
2007-08	34	71-185	.384	31-99	.313	84-111	.757	257	7.6
2008-09	31	118-280	.421	58-144	.403	93-113	.823	387	12.5
2009-10	33	158-359	.440	72-190	.379	93-116	.802	481	14.6
Totals	132	380-922	.412	171-471	.363	322-405	.795	1253	9.5



30 - BRAD TINSLEY - 1,252 POINTS

Year	G	FG-A	PCT.	3FG-A	PCT	FTA	PCT.	PTS	AVG.
2008-09	31	108-258	.419	69-168	.411	56-68	.824	341	11.0
2009-10	33	77-190	.405	31-105	.295	44-51	.863	229	6.9
2010-11	34	115-264	.436	45-122	.369	84-102	.824	359	10.6
2011-12	36	110-232	.474	44-106	.415	59-69	.855	323	9.0
Totals	134	410-944	.434	189-501	.377	243-290	.838	1252	9.3



31 - MATTHEW FISHER-DAVIS - 1,219 POINTS

Year	G	FG	PCT.	3FG-A	PCT	FTA	PCT.	PTS	AVG.
2014-15	34	80-228	.351	71-177	.401	15-21	.714	246	7.2
2015-16	32	102-236	.432	79-177	.446	27-36	.750	310	9.7
2016-17	34	145-359	.404	84-226	.372	98-121	.810	472	13.9
2017-18	17	61-162	.377	35-105	.333	34-39	.872	191	11.2
Totals	117	388-989	.394	269-685	.393	174-217	.802	1219	10.4



32 - THORPE WEBER - 1,209 POINTS

Year	G	FG-A	PCT.	3FG-A	PCT	FTA	PCT.	PTS	AVG.
1968-69	26	138-282	.489	-	-	86-116	.741	362	13.9
1969-70	26	161-377	.427	-	-	86-131	.656	408	15.7
1970-71	26	174-390	.446	-	-	91-131	.695	439	16.9
Totals	78	473-1049	.451	-	-	263-378	.696		

1,000-POINT SCORERS



33 - AL ROCHELLE - 1,206 POINTS

Year	G	FG-A	PCT.	3FG-A	PCT	FT-A	PCT.	PTS	AVG.
1953-54	8	10-36	.278	-	-	29-41	.707	49	6.1
1954-55	22	119-309	.385	-	-	117-157	.745	355	16.1
1955-56	23	134-345	.388	-	-	153-204	.750	421	18.3
1956-57	22	153-376	.407	-	-	75-96	.781	381	17.3
Totals	75	416-1066	.390	-	-	374-498	.751	1206	16.1



34 - JIM HENRY - 1,198 POINTS

Year	G	FG-A	PCT.	3FG-A	PCT	FT-A	PCT.	PTS	AVG.
1956-57	22	95-212	.448	-	-	101-151	.670	291	13.2
1957-58	24	182-393	.463	-	-	129-187	.790	493	20.5
1958-59	22	148-310	.477	-	-	118-150	.787	414	18.8
Totals	68	425-915	.464	-	-	348-488	.713	1198	17.6



35 - JOE FORD - 1,193 POINTS

Year	G	FG-A	PCT.	3FG-A	PCT	FT-A	PCT.	PTS	AVG.
1972-73	26	46-121	.380	-	-	48-64	.750	140	5.4
1973-74	28	115-229	.502	-	-	66-89	.742	296	10.6
1974-75	26	121-257	.471	-	-	94-112	.839	336	12.9
1975-76	27	159-309	.515	-	-	103-126	.817	421	15.6
Totals	107	441-916	.481	-	-	311-391	.795	1193	11.1



36 - BILLY JOE ADCOCK - 1,190 POINTS

Year	G	FG-A	PCT.	3FG-A	PCT	FT-A	PCT.	PTS	AVG.
1946-47	14	67	-	-	-	26-47	.553	160	11.4
1947-48	22	144	-	-	-	88-129	.682	376	17.1
1948-49	22	130	-	-	-	79-125	.632	339	15.4
1949-50	25	112	-	-	-	91-141	.645	315	12.5
Totals	83	453	-	-	-	284-442	.643	1190	14.3



37 - BRETT BURROW - 1,149 POINTS

Year	G	FG-A	PCT.	3FG-A	PCT	FT-A	PCT.	PTS	AVG.
1982-83	33	53-120	.442	-	-	52-65	.800	158	4.8
1983-84	29	90-175	.514	-	-	41-64	.641	221	7.6
1984-85	28	137-265	.517	-	-	126-148	.851	400	14.3
1985-86	28	126-256	.492	-	-	118-143	.825	370	13.2
Totals	118	406-816	.498	-	-	337-420	.802	1149	9.7




38 - BABE TAYLOR - 1,144 POINTS

Year	G	FG-A	PCT.	3FG-A	PCT	FT-A	PCT.	PTS	AVG.
1952-53	19	95-276	.344	-	-	17-23	.739	207	10.9
1953-54	22	105-318	.330	-	-	62-74	.838	272	12.4
1954-55	20	137-384	.357	-	-	67-93	.720	341	17.0
1955-56	23	141-391	.361	-	-	42-57	.737	324	14.1
Totals	84	478-1371	.349	-	-	188-247	.761	1144	13.6



39 - MARIO MOORE - 1,137 POINTS

Year	G	FG	PCT.	3FG-A	PCT	FT-A	PCT.	PTS	AVG.
2002-03	29	59-179	.330	35-101	.347	23-37	.622	176	6.1
2003-04	33	132-336	.393	66-182	.363	41-53	.774	371	11.2
2004-05	34	155-348	.445	77-193	.399	72-89	.809	459	13.5
2005-06	24	49-145	.338	19-83	.229	14-23	.609	131	5.5
Totals	120	395-1008	.392	197-559	.352	150-202	.743	1137	9.5



40 - LUKE KORNET - 1,135 POINTS

Year	G	FG	PCT.	3FG-A	PCT	FT-A	PCT.	PTS	AVG.
2013-14	30	45-131	.344	21-89	.236	8-15	.533	119	4.0
2014-15	35	106-214	.495	50-125	.400	42-55	.764	304	8.7
2015-16	34	87-216	.403	26-93	.280	49-71	.690	249	8.9
2016-17	35	145-357	.406	53-162	.327	120-140	.857	463	13.2
Totals	128	383-918	.417	150-469	.320	219-281	.779	1135	8.9



41 - BRUCE ELDER - 1,086 POINTS

Year	G	FG	PCT.	3FG-A	PCT	FT-A	PCT.	PTS	AVG.
1990-91	30	117-248	.472	26-71	.361	80-106	.755	340	11.3
1991-92	29	124-260	.477	33-78	.423	79-110	.718	360	12.4
1992-93	34	142-239	.594	20-52	.385	82-105	.781	386	11.4
Totals	93	383-747	.513	79-202	.391	241-321	.751	1086	11.7



42 - BO WYENANDT - 1,078 POINTS

Year	G	FG	PCT.	3FG-A	PCT	FT-A	PCT.	PTS	AVG.
1965-66	26	127-271	.469	-	-	75-101	.743	329	12.7
1966-67	26	160-313	.514	-	-	75-101	.743	395	16.5
1967-68	26	124-289	.429	-	-	106-127	.835	354	13.6
Totals	78	411-873	.471	-	-	256-329	.778	1078	13.8



43 - TODD MILHOLLAND - 1,053 POINTS

Year	G	FG	PCT.	3FG-A	PCT	FT-A	PCT.	PTS	AVG.
1988-89	31	36-75	.480	2-6	.333	14-17	.824	88	2.8
1989-90	35	134-258	.519	11-29	.379	58-78	.744	337	9.6
1990-91	24	102-196	.520	4-13	.308	74-91	.813	282	11.8
1991-92	29	140-260	.539	5-15	.333	61-75	.813	346	11.9
Totals	119	412-789	.522	22-63	.349	207-261	.793	1053	8.8



44 - DAN FINCH - 1,045 POINTS

Year	G	FG	PCT.	3FG-A	PCT	FT-A	PCT.	PTS	AVG.
1951-52	25	67-191	.351	-	-	58-96	.604	192	7.7
1952-53	18	124-351	.353	-	-	124-183	.678	372	20.7
1953-54	22	165-427	.386	-	-	151-211	.716	481	21.9
Totals	65	356-969	.367	-	-	333-490	.680	1045	16.1



45 - SAM HOWARD - 1,042 POINTS

Year	G	FG	PCT.	3FG-A	PCT	FT-A	PCT.	PTS	AVG.
1998-99	29	79-213	.371	58-158	.367	17-23	.739	233	8.0
1999-00	30	109-280	.389	78-216	.361	20-27	.741	316	10.5
2000-01	30	69-201	.343	35-120	.292	20-27	.741	193	6.4
2001-02	31	108-237	.456	67-159	.421	17-25	.680	300	9.7
Totals	120	365-931	.392	238-653	.364	74-102	.725	1042	8.7



46 - AUSTIN BATES - 1,020 POINTS

Year	G	FG	PCT.	3FG-A	PCT	FT-A	PCT.	PTS	AVG.
1993-94	15	4-11	.364	0-0	.000	3-6	.500	11	0.7
1995-96	32	80-169	.473	0-0	.000	14-23	.609	174	5.4
1996-97	31	158-302	.523	0-2	.000	63-89	.708	379	12.2
1997-98	33	181-355	.510	0-2	.000	93-139	.676	456	13.8
Totals	111	423-837	.505	0-4	.000	173-257	.673	1,020	9.2



47 - PERRY WALLACE - 1,010 POINTS

Year	G	FG	PCT.	3FG-A	PCT	FT-A	PCT.	PTS	AVG.
1967-68	26	111-260	.426	-	-	30-60	.500	252	9.7
1968-69	26	135-308	.438	-	-	27-53	.509	297	11.4
1969-70	26	197-400	.493	-	-	67-87	.770	461	17.7
Totals	78	443-968	.458	-	-	124-200	.620	1010	12.9




48 - ALEX GORDON - 1,007 POINTS

Year	G	FG	PCT.	3FG-A	PCT	FT-A	PCT.	PTS	AVG.
2004-05	34	57-166	.343	40-116	.345	50-64	.781	204	6.0
2005-06	30	50-132	.379	31-84	.369	39-53	.736	170	5.7
2006-07	34	80-202	.396	52-136	.382	53-72	.736	265	7.8
2007-08	34	111-275	.404	77-192	.401	69-88	.784	369	10.8
Totals	132	298-775	.385	200-528	.379	211-277	.762	1007	7.6

VANDERBILT IN THE PROS



Darius Garland
2019-active



Luke Kornet
2017-active



Wade Baldwin IV
2016-19



Damian Jones
2016-active



John Jenkins
2012-17, 2019




Festus Ezeli
2012-17




Jeffery Taylor
2012-15




Shan Foster
2008




Derrick Byars
2007, 2012




Matt Freije
2005, 2007




Frank Kornet
1990-91



Jeff Turner
1985-87, 1990-96



Bill Ligon
1974



Clyde Lee
1967-1971

COMMODORES IN THE NBA DRAFT

Year	Player	Team	Round
2019	Darius Garland	Cleveland	1st (5th pick)
2016	Wade Baldwin IV	Memphis	1st (17th pick)
	Damian Jones	Golden State	1st (30th pick)
2012	John Jenkins	Atlanta	1st (23rd pick)
	Festus Ezeli	Golden State	1st (30th pick)
	Jeffery Taylor	Charlotte	2nd (31st pick)
2008	Shan Foster	Dallas	2nd
2007	Derrick Byars	Portland (Traded to Philadelphia)	2nd
2004	Matt Freije	Miami	2nd
2000	Dan Langhi	Dallas (Traded to Houston)	2nd
1989	Frank Kornet	Milwaukee	2nd
1988	Will Perdue	Chicago	1st (11th pick)
1987	Glen Clem	New York	5th
1984	Jeff Turner	New Jersey	1st (7th pick)
1981	Charles Davis	Washington	2nd
	Mike Rhodes	San Antonio	5th
1980	Tommy Springer	Denver	7th
1976	Butch Feher	Phoenix	2nd
	Jeff Fosnes	Golden State	4th
1974	Jan van Breda Kolff	Portland	2nd
	Terry Compton	Kansas City-Omaha	4th
	Bill Ligon	Detroit	10th
1973	Steve Turner	Boston	10th
	Rod Freeman	Philadelphia	11th
1971	Thorpe Weber	Boston	6th
1970	Perry Wallace	Philadelphia	5th
1969	Tom Hagan	San Francisco	3rd
	Bob Bundy	Atlanta	7th
1968	Bob Warren	Atlanta	4th
	Bo Wyenandt	Cincinnati	10th
1967	Jerry Southwood	Baltimore	18th
1966	Clyde Lee	San Francisco	1st (3rd pick)
	Keith Thomas	Los Angeles	6th
1961	Bill Depp	Boston	3rd
1959	Jim Henry	Minneapolis	6th
1957	Al Rochelle	St. Louis	5th
1954	Dan Finch	Minneapolis	—
1951	George Kelley	Indianapolis	—
1950	Billy Joe Adcock	Fort Wayne	—

COMMODORES IN THE PROS

Careers in Professional Basketball

- WADE BALDWIN IV** *Memphis (NBA), 2016-17; Portland (NBA), 2017-19*
- CHARLES DAVIS** *Washington (NBA) 1982-1985; Milwaukee (NBA) 1985-1988*
San Antonio (NBA) 1988; Chicago (NBA) 1989-1990
- FESTUS EZELI** *Golden State (NBA), 2012-16; Portland (NBA), 2016-17*
- BUTCH FEHER** *Phoenix (NBA) 1977*
- ROD FREEMAN** *Philadelphia (NBA) 1974*
- MATT FREIJE** *New Orleans (NBA) 2005; Atlanta (NBA) 2007*
- JOHN JENKINS** *Atlanta (NBA) 2012-15; Dallas (NBA) 2015-16; Phoenix (NBA) 2016-17; Washington Wizards (NBA) 2018-19; New York (NBA) 2018-19*
- DAMIAN JONES** *Golden State (NBA), 2016-19*
- TOM HAGAN** *Dallas (ABA) 1970-71; Kentucky (ABA) 1971*
- WILLIE "HUTCH" JONES** *San Diego (NBA) 1983-84*
- FRANK KORNET** *Milwaukee (NBA) 1990-91*
- LUKE KORNET** *New York (NBA) 2017-19*
- DAN LANGHI** *Houston (NBA) 2001-02; Phoenix (NBA) 2003; Golden State (NBA) 2004*
Milwaukee (NBA) 2004
- CLYDE LEE** *San Francisco (NBA) 1967-71; Golden State (NBA) 1972-74; Atlanta (NBA) 1975; Philadelphia (NBA) 1975-76*
- BILL LIGON** *Detroit (NBA) 1975*
- WILL PERDUE** *Chicago (NBA) 1989-95; San Antonio (NBA) 1996-99; Chicago (NBA) 2000*
- ROGER SCHURIG** *Houston (ABA) 1968*
- JEFFERY TAYLOR** *Charlotte (NBA) 2012-15*
- JEFF TURNER** *New Jersey (NBA) 1985-87; Orlando Magic (NBA) 1990-96*
- JAN VAN BRED A KOLFF** *Denver (ABA) 1975; Virginia (ABA) 1976; Kentucky (ABA) 1976; N.Y./N.J Nets (NBA) 1977-83*
- BOB WARREN** *Los Angeles (ABA) 1969-70; Memphis (ABA)-1971-72; Carolina (ABA) 1972-73; Dallas (ABA) 1973; Utah (ABA) 1973-74; San Antonio (ABA) 1974-76*

Wade Baldwin IV • G • 6-4 • 202 • Belle Mead, N.J.

Yr-Team	G	FG-A	PCT.	3FG-A	PCT	FT-A	PCT.	REB-AVG.	PTS-AVG.
2017-MEM-N	33	36-115	.313	3-22	.136	31-37	.838	46-4.1	106-9.4
2018-POR-N	7	14-21	.667	4-5	.800	6-10	.600	8-1.1	38-5.4
2019-POR-N	16	10-33	.303	2-9	.222	8-11	.727	15-0.9	30-1.9
2 Seasons	56	60-169	.355	9-36	.250	45-58	.776	69-1.2	174-3.1

Derrick Byars • F • 6-7 • 220 • Memphis, Tenn.

Yr-Team	G	FG-A	PCT.	3FG-A	PCT	FT-A	PCT.	REB-AVG.	PTS-AVG.
2012-SA-N	2	3-11	.273	0-6	.000	4-4	1.00	11-5.5	10-5.0
1 Season	2	3-11	.273	0-6	.000	4-4	1.00	11-5.5	10-5.0

Charles Davis • F • 6-7 • 215 • Nashville, Tenn.

Yr-Team	G	FG-A	PCT.	3FG-A	PCT	FT-A	PCT.	REB-AVG.	PTS-AVG.
1982-WASH-N	54	88-184	.478	0-2	.000	30-37	.811	133-2.5	206-3.8
1983-WASH-N	74	251-534	.470	2-10	.200	56-89	.629	213-2.9	560-7.6
1984-WASH-N	46	103-218	.472	1-9	.111	24-39	.615	103-2.2	231-5.0
1985-WASH-N	4	2-10	.200	0-0	.000	3-4	.750	4-1.0	7-1.8
1985-MILW-N	57	151-346	.436	1-10	.100	48-58	.828	149-2.6	351-6.2
1986-MILW-N	57	188-397	.474	3-24	.125	61-75	.813	170-3.0	440-7.7
1988-MILW-N	5	6-18	.333	0-2	.000	0-0	.000	3-0.6	12-2.4
1988-SA-N	16	42-97	.432	1-15	.067	7-10	.700	38-2.4	92-5.8
1989-CHI-N	49	81-190	.426	4-15	.267	19-26	.731	114-2.3	185-3.78
1990-CHI-N	53	58-158	.367	7-25	.280	7-8	.875	81-1.5	130-2.5
8 Seasons	415	970-2152	.451	19-112	.170	255-346	.737	1008-2.4	2214-5.3

Festus Ezeli • C • 6-11 • 255 • Benin City, Nigeria

Yr-Team	G	FG-A	PCT.	3FG-A	PCT	FT-A	PCT.	REB-AVG.	PTS-AVG.
2013-GSW-N	78	74-169	.438	0-0	.000	43-81	.531	313-4.0	191-2.4
2015-GSW-N	46	76-139	.547	0-0	.000	49-78	.628	155-3.4	201-4.4
2016-GSW-N	46	125-228	.548	0-0	.000	70-132	.530	257-5.6	320-7.0
3 Seasons	170	275-536	.513	0-0	.000	162-291	.557	725-4.3	712-4.2

Butch Feher • G • 6-4 • 185 • Flint, Mich.

Yr-Team	G	FG-A	PCT.	3FG-A	PCT	FT-A	PCT.	REB-AVG.	PTS-AVG.
1977-PHO-N	48	86-162	.530	-	-	76-99	.768	74-1.54	248-5.17
1 Season	48	86-162	.530	-	-	76-99	.768	74-1.54	248-5.17

Rod Freeman • F • 6-7 • 225 • Anderson, Ind.

Yr-Team	G	FG-A	PCT.	3FG-A	PCT	FT-A	PCT.	REB-AVG.	PTS-AVG.
1974-PHI-N	35	39-103	.379	-	-	28-41	.683	54-1.5	106-3.0
1 Season	35	39-103	.379	-	-	28-41	.683	54-1.5	106-3.0

Matt Freije • F • 6-10 • 249 • Overland Park, Kan.

Yr-Team	G	FG-A	PCT.	3FG-A	PCT	FT-A	PCT.	REB-AVG.	PTS-AVG.
2005-NOH-N	23	37-127	.291	14-54	.259	5-8	.625	61-2.7	93-4.0
2007-ATL-N	19	16-54	.296	3-22	.136	5-6	.833	24-0.4	40-2.12
Seasons	42	53-181	.293	17-76	.224	10-14	.600	85-2.0	133-3.2

Tom Hagan • G • 6-3 • 185 • Louisville, Ky.

Yr-Team	G	FG-A	PCT.	3FG-A	PCT	FT-A	PCT.	REB-AVG.	PTS-AVG.
1970-DLC-A	24	37-81	.457	7	-	22-29	.759	30-1.3	103-4.3
1971-KEN-A	4	2-10	.200	0	-	0-2	.000	1-0.3	4-1.0
1971-TEX-A	45	98-236	.415	12	-	43-61	.705	82-1.8	251-5.6
2 Seasons	73	137-327	.419	19	-	65-92	.707	113-1.6	358-4.9

Willie "Hutch" Jones • F • 6-8 • 190 • Buffalo, N.Y.

Yr-Team	G	FG-A	PCT.	3FG-A	PCT	FT-A	PCT.	REB-AVG.	PTS-AVG.
1983-SDC-N	9	17-37	.459	0-0	.000	6-6	1.000	17-1.9	40-4.4
1984-SDC-N	4	0-3	.000	0-0	.000	1-4	.250	0-0.0	1-0.3
2 Seasons	13	17-40	.430	0-0	.000	7-10	.700	17-1.3	41-3.2

John Jenkins • G • 6-4 • 215 • Hendersonville, Tenn.

Yr-Team	G	FG-A	PCT.	3FG-A	PCT	FT-A	PCT.	REB-AVG.	PTS-AVG.
2013-ATL-N	61	131-294	.446	53-138	.384	59-70	.843	94-1.5	374-6.1
2014-ATL-N	13	16-42	.381	4-18	.222	4-4	1.000	22-1.7	40-3.1
2015-ATL-N	24	49-99	.495	21-52	.404	16-19	.842	39-1.6	135-5.6
2016-DAL-N	21	29-70	.414	3-19	.158	8-9	.889	22-1.0	69-3.3
2016-PHO-N	22	42-90	.467	13-32	.406	12-15	.800	35-1.6	109-5.0
2017-PHO-N	4	2-5	.400	1-2	.500	2-2	1.000	1-0.3	7-1.8
2019-WAS-N	4	2-2	1.000	2-2	1.000	0-0	.000	1-0.3	6-3.0
2019-NYN-N	22	40-103	.388	20-56	.357	15-18	.833	36-1.6	115-5.2
6 Seasons	171	311-705	.441	117-319	.367	116-137	.847	250-1.5	855-5.0

Damian Jones • C • 7-0 • 245 • Baton Rouge, La.

Yr-Team	G	FG-A	PCT.	3FG-A	PCT	FT-A	PCT.	REB-AVG.	PTS-AVG.
2017-GSW-N	10	8-16	.500	0-0	.000	3-10	.300	23-2.3	19-1.9
2018-GSW-N	15	11-22	.500	0-0	.000	3-5	.600	14-0.9	25-0.7
2019-GSW-N	24	53-74	.716	0-0	.000	24-37	.649	75-3.1	130-5.4
3 Seasons	49	72-112	.643	0-0	.000	30-52	.577	112-2.3	174-3.6

Luke Kornet • C • 7-1 • 250 • Lantana, Texas

Yr-Team	G	FG-A	PCT.	3FG-A	PCT	FT-A	PCT.	REB-AVG.	PTS-AVG.
2018-NYN-N	20	49-125	.392	28-79	.354	8-11	.727	64-3.2	134-6.7
2019-NYN-N	46	107-283	.378	70-193	.363	38-46	.826	135-2.9	322-7.0
2 Seasons	66	156-408	.382	98-272	.360	46-57	.807	199-3.0	456-6.9

VANDERBILT IN THE PROS

Frank Kornet • F • 6-9 • 225 • Lexington, Ky.

Yr-Team	G	FG-A	PCT.	3FG-A	PCT	FT-A	PCT.	REB-AVG.	PTS-AVG.
1990-MIL-N	57	42-114	.368	5-20	.250	24-39	.615	71-1.2	113-2.0
1991-MIL-N	32	23-62	.371	5-18	.278	7-13	.538	24-0.8	58-1.82
2 Seasons	89	65-176	.369	10-38	.263	31-52	.596	95-1.1	171-1.9

Dan Langhi • F • 6-11 • 220 • Chicago, Ill.

Yr-Team	G	FG-A	PCT.	3FG-A	PCT	FT-A	PCT.	REB-AVG.	PTS-AVG.
2001-HOU-N	33	37-99	.374	0-1	.000	16-29	.552	41-1.2	90-2.7
2002-HOU-N	34	49-125	.393	1-4	.250	8-11	.727	67-2.0	107-3.2
2003-PHO-N	60	81-202	.401	9-31	.290	12-20	.600	87-1.5	183-3.1
2004-GSW-N	4	2-6	.333	0-0	.000	2-2	1.000	3-0.8	6-1.5
2004-MIL-N	2	3-8	.375	1-2	.500	0-0	.000	1-0.5	7-1.8
4 Seasons	133	172-440	.391	11-38	.289	38-62	.613	199-1.5	393-3.5

Clyde Lee • F/C • 6-10 • 205 • Nashville, Tenn.

Yr-Team	G	FG-A	PCT.	3FG-A	PCT	FT-A	PCT.	REB-AVG.	PTS-AVG.
1967-SFW-N	74	205-503	.408	-	-	105-166	.633	551-7.4	515-7.0
1968-SFW-N	82	373-894	.417	-	-	229-335	.683	1141-13.9	975-11.9
1969-SFW-N	65	268-674	.398	-	-	160-256	.625	897-13.8	696-10.7
1970-SFW-N	82	362-822	.440	-	-	178-300	.593	929-11.3	902-11.0a
1971-SFW-N	82	194-428	.453	-	-	111-199	.558	570-7.0	499-6.1
1972-GSW-N	78	256-544	.471	-	-	120-222	.541	1132-14.5	632-8.1
1973-GSW-N	66	170-365	.466	-	-	74-131	.565	598-9.1	414-6.3
1974-GSW-N	54	129-284	.454	-	-	62-107	.579	598-11.1	320-5.9
1975-ATL-N	9	12-36	.333	-	-	32-39	.821	70-7.8	56-6.2
1975-PHI-N	71	164-391	.419	-	-	87-138	.630	687-9.7	415-5.8
1976-PHI-N	79	123-282	.436	-	-	63-95	.663	453-5.7	309-3.9
10 Seasons	742	2256-5223	.432	-	-	1221-1988	.614	7626-10.3	5733-7.7

Bill Ligon • G • 6-4 • 180 • Nashville, Tenn.

Yr-Team	G	FG-A	PCT.	3FG-A	PCT	FT-A	PCT.	REB-AVG.	PTS-AVG.
1975-DET-N	38	55-143	.385	-	-	16-25	.640	26-0.7	126-3.3
1 Season	38	55-143	.385	-	-	16-25	.640	26-0.7	126-3.3

Will Perdue • C • 7-0 • 240 • Melbourne, Fla.

Yr-Team	G	FG-A	PCT.	3FG-A	PCT	FT-A	PCT.	REB-AVG.	PTS-AVG.
1989-CHI-N	30	29-72	.403	0-0	.000	8-14	.571	45-1.5	66-2.2
1990-CHI-N	77	111-268	.414	0-5	.000	72-104	.692	214-2.8	294-3.8
1991-CHI-N	74	116-235	.510	0-3	.000	75-112	.670	336-4.5	307-4.1
1992-CHI-N	77	152-278	.547	1-2	.500	45-91	.495	312-4.1	350-4.6
1993-CHI-N	72	137-246	.557	0-1	.000	67-111	.604	287-4.0	341-4.7
1994-CHI-N	43	47-112	.420	0-1	.000	23-32	.719	126-2.9	117-2.7
1995-CHI-N	78	254-459	.553	0-1	.000	113-194	.582	522-6.7	621-8.0
1996-SAS-N	80	173-331	.522	0-1	.000	67-125	.536	485-6.1	413-5.2
1997-SAS-N	65	233-410	.568	0-0	.000	99-171	.579	638-9.8	565-8.7
1998-SAS-N	79	162-295	.549	0-1	.000	70-133	.526	535-6.8	394-5.0
1999-SAS-N	37	38-60	.633	0-0	.000	14-26	.538	138-3.7	90-2.4
2000-CHI-N	67	59-168	.351	0-0	.000	50-105	.476	262-3.9	168-2.5
2001-POR-N	13	6-9	.667	0-0	.000	2-4	.500	18-1.4	14-1.1
13 Seasons	792	1517-2943	.515	1-15	.067705	1222	.577	3918-4.9	3740-4.7

Roger Schurig • G • 6-3 • 185 • Kirkwood, Mo.

Yr-Team	G	FG-A	PCT.	3FG-A	PCT	FT-A	PCT.	REB-AVG.	PTS-AVG.
1968-HSM-A	21	35-94	.372	3	-	27-36	.750	29-1.4	100-4.8
1 Season	21	35-94	.372	3	-	27-36	.750	29-1.4	100-4.8

Jeffery Taylor • F • 6-7 • 225 • Norkopping, Sweden

Yr-Team	G	FG-A	PCT.	3FG-A	PCT	FT-A	PCT.	REB-AVG.	PTS-AVG.
2013-CHAR-N	77	172-399	.431	53-154	.344	75-103	.728	150-1.9	472-6.1
2014-CHAR-N	26	82-218	.376	18-67	.269	26-47	.553	60-2.3	208-8.0
2015-CHAR-N	29	45-114	.395	11-36	.306	26-41	.634	53-1.8	127-4.4
3 Seasons	132	299-731	.409	82-157	.319	127-191	.665	263-2.0	807-6.1

Jeff Turner • F/C • 6-9 • 230 • Bangor, Maine

Yr-Team	G	FG-A	PCT.	3FG-A	PCT	FT-A	PCT.	REB-AVG.	PTS-AVG.
1985-NJN-N	72	171-377	.453	0-3	.000	79-92	.858	218-3.0	421-5.8
1986-NJN-N	53	84-171	.491	0-1	.000	58-78	.744	137-2.6	226-4.3
1987-NJN-N	76	151-325	.465	0-1	.000	76-104	.731	197-2.6	378-5.0
1990-ORL-N	60	132-308	.429	2-10	.200	42-54	.778	227-3.8	308-5.1
1991-ORL-N	71	259-532	.487	6-15	.400	85-112	.759	363-5.1	609-8.6
1992-ORL-N	75	225-499	.451	1-8	.125	79-114	.693	246-3.3	530-7.1
1993-ORL-N	75	231-437	.529	10-17	.588	56-70	.800	252-3.4	528-7.0
1994-ORL-N	68	199-426	.467	18-55	.327	35-45	.778	271-4.0	451-6.6
1995-ORL-N	49	73-178	.410	27-75	.360	26-29	.897	97-2.0	199-4.1
1996-ORL-N	13	18-51	.353	9-27	.333	2-2	1.000	28-2.2	47-3.6
10 Seasons	612	1543-3304	.467	73-212	.344	538-700	.769	2036-3.3	3697-6.0

Jan van Breda Kolff • G/F • 6-7 • 195 • Palos Verdes, Calif.

Yr-Team	G	FG-A	PCT.	3FG-A	PCT	FT-A	PCT.	REB-AVG.	PTS-AVG.
1975-DNA-A	84	155-342	.453	0	-	177-211	.839	358-4.3	487-5.8
1976-KEN-A	43	95-192	.495	1	-	56-68	.824	195-4.5	247-5.7
1976-VIR-A	37	128-296	.432	1	-	109-130	.838	241-6.5	366-9.9
1977-NYN-N	72	271-609	.445	-	-	195-228	.855	460-6.4	737-10.2
1978-NJN-N	68	107-292	.366	-	-	87-123	.707	244-3.6	737-10.8
1979-NJN-N	80	196-423	.463	-	-	146-183	.798	382-4.8	538-6.7
1980-NJN-N	82	212-458	.462	7-20	.350	130-155	.839	429-5.2	561-6.8
1981-NJN-N	78	100-245	.408	2-8	.250	98-117	.838	202-2.6	300-3.8
1982-NJN-N	41	41-82	.500	0-2	.000	62-76	.816	48-1.2	144-3.5
1983-NJN-N	13	5-14	.357	0-0	.000	5-6	.833	13-1.0	15-1.2
9 Seasons	598	1310-2953	.443	11-30	.367	1065-1297	.821	2572-4.3	3696-6.2

Bob Warren • G • 6-5 • 190 • Murray, Ky.

Yr-Team	G	FG-A	PCT.	3FG-A	PCT	FT-A	PCT.	REB-AVG.	PTS-AVG.
1969-LAS-A	76	285-645	.441	31	-	297-385	.771	349-4.6	898-11.8
1970-LAS-A	72	266-647	.411	25	-	176-238	.739	277-3.8	733-10.2
1971-MMP-A	46	146-367	.398	21	-	107-133	.805	144-3.1	420-9.1
1972-CAR-A	37	73-167	.437	3	-	39-49	.796	54-1.5	188-5.1
1972-MMP-A	38	240-540	.444	8	-	174-219	.794	205-5.4	662-17.4
1973-CAR-A	17	54-106	.509	0	-	49-60	.817	65-3.8	157-9.2
1973-DLC-A	9	20-53	.377	1	-	29-34	.853	22-2.4	70-7.8
1973-UTS-A	51	170-345	.493	4	-	158-180	.878	155-3.0	502-9.8
1974-SAA-A	36	61-134	.455	0	-	32-35	.914	61-1.7	154-4.3
1974-UTS-A	23	49-121	.405	0	-	31-38	.816	43-1.9	129-5.6
1975-SAA-A	71	127-265	.479	2	-	77-91	.846	112-1.6	333-4.7
1976-SDS-A	10	36-81	.444	1	-	28-32	.875	59-5.9	101-10.1
8 Seasons	486	1527-3471	.440	96	-	1197-1494	.801	1546-3.2	4347-8.9

N-National Basketball Association
A-American Basketball Association

LETTERMEN

A

Abernathy, Dick, "Ab", 1930
 Adair, Andrew, 1983
 Adams, A. G., Jr., 1908
 Adams, Alf, "Shug", 1919, 20
 Adams, Joseph, "Bud", 1986, 87
 Adcock, Billy Joe, 1948, 49, 50
 Akin, Lewis E., 1957
 Allsmiller, Brian, 1978, 79, 80, 81
 Amaechi, John, 1991
 Amsler, James, 1988, 89
 Anglin, Kevin, 1990, 91, 92, 93
 Arnholt, Tom, 1970, 71, 72
 Astroth, A.J., 2013
 Austin, Jr., Larry, 2018

B

Bailey, J. M., 1918
 Baird, Sonny, 1942
 Baker, Dave, 1927, 28
 Baker, Fred, 1995
 Baldwin IV, Wade, 2015, 16
 Ball, Byron, 1985, 86
 Ball, J. A., 1946
 Ballenger, Ryan, 1942
 Ballestra, Alberto, 1989, 90
 Banks, Larry E., 1959, 60, 61
 Baptiste, Djery, 2017, 18
 Barch, Hal, 1968, 69
 Bates, Austin, 1994, 96, 97, 98
 Bates, Don, 2057
 Bates, Doug, 1971, 72, 73
 Beal, Jermaine, 2007, 08, 09
 Bell, Alvin, "Pep", 1921, 22, 23, 24
 Benjamin, Fred, 1988, 89, 91
 Bennett, Erskin, 1975
 Bemenderfer, Neil, 1975, 76
 Berwanger, Pat, 1978, 79, 80
 Bell, Keegan, 2008
 Beth, Aaron, 1991, 92, 93, 94
 Biles, Shelton, 1944
 Blair, Frank, 1914, 15, 16
 Blair, Frank, 1946
 Blake, C. B., 1904
 Blake, B., 1907
 Blake, D., 1907
 Blake, J. V., 1908
 Blake, R. E., 1904
 Bland, Robert R., 1960, 61, 62
 Bomar, Lynn, 1922, 23, 24
 Booker, Barry, 1986, 87, 88, 89
 Boswell, Dave, 1966, 67
 Bridges, Frank, 1926, 27, 28
 Bright, Kevin, 2013
 Brock, Jack, 1945
 Brooks, Dan, 1926, 27, 28
Brown, Clewon, 2017, 18, 19
 Brown, Enoch, "Nuck", 1912, 13, 14
 Brown, JeJuan, 2007
 Brown, Manning, 1922
 Brown, Robert, 1909, 10, 11
 Brown, Tom, 1912, 13, 14
 Brubaker, Robert, 1937
 Brumbach, Charles F., 1909
 Bryngelson, Bill, 1944, 45
 Buchi, Harold, 1935
 Buechlein, Charles A., 1955, 56
 Bundy, Bob, 1967, 68, 69

Burrow, Brett, 1983, 84, 85, 86
 Burton, Robert E., 1960, 62
 Butler, Glen, 1970, 71, 72
 Byars, Derrick, 2006, 2007

C

Cage, Dan, 2004, 05, 06, 07
 Caldwell, W. H. Gerald, Jr., 1955
 Calvert, Roy Wayne, 1964, 65, 66
 Cammarata, Rick, 1969
 Campbell, Kenny, 1965, 66, 67, 68
 Carlross, Matt, 1934, 35, 36
 Carroll, DeMarre, 2005, 06
 Cattelino, John, 1972, 73
 Chalfant, Bertram, 1930, 31
 Chess, Bob, 1972, 73, 74, 75
 Childs, Ralph A., 1956
 Clark, Jimmy, 1951
 Clark, Ray, 1960, 61, 62
 Clary, Ben, 1902, 03
 Clary, J., 1902
 Clary, Lawson, 1902, 03, 04
 Clem, Glen, 1984, 85, 86, 87
 Cody, Joshuway, 1915, 16, 20
 Coffee, Shelby, 1929, 30, 31
 Cole, Elliott, 2008, 09
 Coleman, Dave, 1935, 36, 37
 Collett, Mike, 1988
 Compton, Terry, 1972, 73, 74
 Conn, Jimmy, 1970, 71
 Cook, Charlie, 1927, 28
 Corcoran, Tony, 1942
 Corman, George, 1918
 Coulibaly, Darius, 1999, 00, 01, 02
 Coverdale, Jonas, 1924, 25
 Covington, Connie, 1918
 Cox, Phil, 1982, 83, 84, 85
 Cowan, Gerald, 1921, 22
 Craig, Mike, 1948, 49
 Crain, Carl, 1976, 77, 78, 79
 Cram, Donald, 1928, 29, 30
 Crook, Senter, 1918, 19
 Cugini, Gianni, 1996, 97
 Cummings, Jim, 1953
 Cummings, John, 1929
 Cuningim, Merrimon, 1929, 30
 Curley, Pete, 1934, 35, 36
 Curtis, Bucky, 1949

D

Dalton, John, 1946
 Daunic, Willy, 1990, 91, 92
 Davidson, Robert, 1913, 14, 15, 16
 Davies, Bob, 1984, 85
 Davis, Charles, 1977, 78, 79, 80, 81
 Davis, George H., 1954
 Davis, H. W., 1901, 02, 03
 Davis, Joe, "Sticky", 1941
 Davis, Douglas P., 1929
 DeCourcy, Neil, 1973, 74
 Dehoney, Homer, 1943
 Depp, William B., 1959, 60, 61
 Derenbecker, John, 1981, 82
 Diffie, Jimmy, 1945
 Disharoon, Hugh, 1930
 Di Spaltro, Billy, 1995, 96, 97, 98
 Dixon, Rand, 1934
 Doninger, John A., 1960, 61

Doyle, Barney, 1931
 Drace, C. G., 1918
 Drake, George, 2007, 08, 09
 Draud, Scott, 1987, 88, 90, 91
 Due, Dan, 1968, 69
 Duffy, Joe, 2008, 09, 10, 11
 Dulaney, Darrell, 1983, 84, 85, 86
 DuPont, Michael, 1983
 Duvier, Hank, 1948, 49, 50

E

Elbert (NFNA)*, 1926
 Elder, Bruce, 1991, 92, 93
 Elliott, Mark, 1977, 78, 79, 80
 Embry, Slim, 1922, 23
 Erwin, Roy V., 1908
 Etheridge, David, 1985
 Evans, Malik, 1992, 94, 95, 96
Evans, Maxwell, 2018, 19
 Ewers, Bill, 1945, 46
 Ewing, William M., 1931
 Ezeli, Festus, 2009, 10, 11, 12

F

Feher, Ray, "Butch", 1973, 74, 75, 76
 Feix, Bill, 1952, 53
 Fields, Charley, 1936, 37
 Finch, Dan, 1952, 53, 54
 Fiser, Warren S., 1959, 60, 61
 Fisher-Davis, M., 2015, 16, 17, 18
 Floyd, Johnny, 1920
 Ford, Joe, 1973, 74, 75, 76
 Ford, Turney, 1938, 39
 Ford, Vince, 1996, 97, 98, 99
 Fortune, Chugguy, 1933
 Fosnes, Jeff, 1973, 74, 75, 76
 Foster, Julian, "Julie", 1931, 32, 33
 Foster, Raymond, 1923, 24
 Foster, Shan, 2005, 06, 07, 08
 Fowler, Lee, 1972, 73, 74
 Franklin, Adolph, 1929
 Franklin, Tom, 1930
 Frazier, Anddrikk, 1995
 Freeland, E. Y., 1910, 11, 12
 Freeman, Rod, 1970, 71, 72, 73
 Freije, Matt, 2001, 02, 03, 04
 French, James E., 1956, 57, 58
 Fridrich, Gerald, 1952, 53, 54, 55
 Fuller, Greg, 1977, 78, 79
 Fuller, Kyle, 2011, 12, 13, 14

G

Gambill, John M., 1963, 64
 Gannaway, Herbert, 1901
 Garland, Darius, 2019
 Gary, Jeff, 1982, 83, 84, 85, 86
 Gayden, Hamilton, 1957
 Gee, Billie Frank, 1953, 54, 55, 56
 Gendelman, Alex, 2013
 Geny, Willie, 1934, 35, 36
 Gibbs, Jo Malcolm, 1954, 55, 56, 57
 Gibbs, Kenny, 1965, 66, 67
 Gibson, Roy M., 1928
 Gilbert, Mack, 1929
 Gilmore, W. L., 1910
 Gish, Bobby Lance, 1962, 63
 Dixon, Mac, 2019
 Gleaves, Dick, 1920, 21
 Godchaux, Frank A., 1921

Godwin, Alex E., 1931
 Goheen, Barry, 1986, 87, 88, 89
 Gordon, Alex, 2005, 06, 07, 08
 Gore, Charles, 1931
 Goulbourne, Lance, 2009, 10, 11, 12
 Govedarica, Ted, 1975
 Grace, Robert W., 1963, 64, 65
 Graham, Alvin, 1933
 Graham, Dick, 1911
 Graham, Ed, 1942
 Graham, Jamie, 2008, 09
 Graham, Robbie, 1990
 Grant, Steve, 1988, 89, 90, 91
 Graves, Joe, 1945
 Gray, Jimmy, 1980, 81
 Greenbaum, Ralph M., 1958
 Green, Robert E., 1964, 65, 66
 Gregor, Robert M., 1956, 57, 58
 Grider, Sydney, 1986, 87
 Griffiths, Ronald S., 1961, 62
 Grossman, Thomas R., 1953

H

Hackett, Walter, 1937, 38
 Hagan, Tom, 1967, 68, 69
 Hale, John W., 1959
 Hall, Dan, 1990, 92, 93, 94
 Hall, Glen, 1907
 Hall, Jerry Don, 1960, 62, 63
 Haller, Alex, 1945
 Hambrick, David, 1943, 44
 Hamilton, E. J., 1903, 04
 Hammond, Aubrey, 2005, 06, 07
 Hanna, Ross, 1938, 39, 40
 Hardage, L. W., 1912
 Harlan, Bill, 1938, 39
 Harrison, Charles E., 1953, 54, 55, 56
 Heistand, Ed, 1939
 Heldman, Jack, 1950, 51, 52
 Henderson, Josh, 2012, 13, 14, 15, 16
 Henderson, Tommy, 1931, 32, 33
 Hendricks, Harvey, 1918
 Henry, Douglas, 1911
 Henry, James E., 1957, 58, 59
 Herring, Bucky, 1951
 Hines, Charles R., 1963, 64
 Hinkle, Carl, 1936
 Hinkle, Charles, 2009
 Hinton, Don R., 1957, 58, 59
 Holdgraf, Maurice, 1940, 41
 Holland, Martin W., 1958
 Holman, Whit, 1946
 Holwerda, Jason, 2002, 03, 04, 05
 Hopper, Lynch, 1967
 Horowitz, Arthur, 1938
 Hosbach, John S., 1962, 63
 Houghland, Hubbard, 1957, 58
 Howard, Sam, 1999, 00, 01, 02
 Howell, Joe T., 1902
 Howington, Jim, 1907
 Hudson, L. D., 1903
 Huggins, Harold "Skinny", 1932, 33, 34
 Hughes, David, 1982
 Hughes, Russell, 1913
 Hundley, Scott, 2001, 02, 03, 04
 Hunter, Ed, 1937, 38, 39

Hutcheson, W. G., 1913
 Hyden, Johnny, 1940, 41

I

Irby, Jack, 1939, 40
 Ireland, William C., 1938
 Ireland, Francis J., 1930
 Izzard, George D., 1911
 Izzaguerre, Carlos, 1944

J

Jarrett, J. H., 1915
 Jenkins, Jack, 1941, 42
 Jenkins, John, 2010, 11, 12
 Jennings, William R., 1956
 Jeter, Sheldon, 2013
 Johnson, John H., 1963
 Johnson, Kedren, 2012, 13
 Johnson, W. S., Jr., 1960, 61, 62
 Joiner, David, 1984, 85
 Jones, Bob, 1949
 Jones, Damian, 2014, 15, 16
 Jones, Grinnell, 1901, 02, 03, 04
 Jones, Herbert, 1911
 Jones, Rick, 2000
 Jones, Willie, "Hutch", 1980, 81, 82
 Jordan, Victor, 1979
 Josephs, Carter, 2013, 14, 15, 16

K

Kardokus, Dave, 1950, 51, 52
 Keene, Jess, 1926
 Keene, Pete, 1934, 35
 Keeton, James, 1937
 Keffey, Dicky, 1975, 76, 77
 Keller, William F., 1954, 55, 56, 57
 Kelley, George, 1949, 50, 51
 Keris, Andris, 2013
 Kilzer, Walter, 1943
 King, Red, 1931, 32
 Kirkes, Patrick, 1930, 31, 32
 Klein, Louis, 1962
 Klyce, W. Henry, 1912
 Knox, Ron, 1966, 67
 Kornet, Frank, 1986, 87, 88, 89
 Kornet, Luke, 2014, 15, 16, 17
 Kraft, Joe, 1943, 46
 Kramb, Tom, 1975
 Kuhn, Oliver "Doc", 1922, 23
 Kuiper, Paul, 1982
 Kyle, Frank, 1903

L

LaChance, Riley, 2015, 16, 17, 18
 LaFevor, Bill, 1968
 Lakey, Russell, 2001, 02, 03, 04
 Laks, Henry, 1941, 42, 43
 Lampley, Jim, 1979, 80
 Lane, Bill, 1949
 Langhi, Dan, 1997, 98, 99, 00
 Lanier, Sartain, 1931
 LaPointe, Greg, 1998, 99, 00, 01
 Lassiter, R. L., 1918
 Laughinghouse, Scott, 1988
 Laurent, John W., 1959, 60
 Lawrence, Bobby, 1944, 49
 Lawson, Chris, 1993, 94
 Lawson, Douglas, 1944, 45

LETTERMEN

LeBlanc, Michael, 1999
 Lee, Clyde W., 1964, 65, 66
Lee, Saben, 2018, 19
 Lekwauwa, Sam, 2000
 Lenz, Jimmy, 1981, 82, 83, 84
 Ligon, Bill, 1972, 73, 74
 Linder, Kevin, 1981, 82
 Lipscomb, Brant, "Pinky", 1939, 40, 41
 Little, Joe, 1938, 39, 40
 Lockhart, Eugene, 1907
 Lockyear, Gene, 1965, 66, 67, 68
 Lowenstein, Louis, 1928, 29
 Lowenthal, Jay, 1976, 77, 78, 79
 Lucas, J.J., 1995
 Luck, J. M., 1913

M

MacKenzie, Tom, 1952, 53, 54
 Maddux, Drew, 1995, 96, 97, 98
 Maddux, Ed, 1943
 Maddux, Ray, 1971, 72, 73
 Malone, Charles, 1946
 Malone, William, 1933
 Maloney, Matt, 1991
 Manning, Ray, 1937, 38
 Marsh, Earl, 1930, 31, 32
 Martin, Carl, "Zeke", 1909, 10, 11, 12
 Martin, Willie, 1926, 27
 Mason, James, 1946
 Mayes, Charles, 1988, 89, 90, 91
 Mayes, Ralph, 1969, 70, 71
 Mayfield, George, 1945
 Mayson, Dave, 1937
 McBee, Dalton, 1935
 McCabe, Scott, 1984, 85
 McCaffrey, Billy, 1993, 94
 McCall, John, 1925, 26, 27
 McChesney, George, 1950, 51
 McClellan, Darshawn, 2008, 2009, 10
 McGehee, R. B., 1909, 10
 McGloin, Phillip, 2015, 16
 McGuire, Bobby, 1948
 McKibbin, Fred, 1925
 McKinney, Al, 1981, 82, 83, 84
 McMahan, Ronnie, 1992, 93, 94, 95
 McSwain, Warren, 1973, 74
 Meiers, Freddie, 1923
 Meriwether, Chris, 2009, 10, 11
 Metcalfe, Alan, 2005, 06, 07, 08
 Metz, Charles, 1941
 Mifford, J. A., 1915
 Milburn, Bryan, 1992, 93, 94, 95
 Milholland, Todd, 1989, 90, 91, 92
 Miller, Al, 1981, 82
 Miller, John Ed, 1963, 64, 65
 Miller, Marvin, 1933
 Milliken, John, 1938, 39, 40
 Mills, Chuck, 1943
 Mitchell, Shelton, 2015
 Moats, Shelby, 2012, 13, 14, 15
 Moore, Chuck, 2001, 02
 Moore, Deandre, 1999
 Moore, Mario, 2003, 04, 05, 06
 Moore, Mike, 1973, 74, 75, 76
 Morgan, Walter, 1912, 13, 14
 Morrow, Garland, 1918, 19, 20, 21, 23
 Moss, Malcolm, 1925, 26, 27
 Motlow, Thomas, 1901

Moyer, Matthew, 2019
 Munday, Irvin, 1948

N

Neely, W. D., 1908, 09, 10
 Neff, Randy, 1986, 87
 Nelson, Oscar G., 1910, 11, 12, 13, 14
Nesmith, Aaron, 2019
 Netlner, Ross, 2007, 08
 Newland, Bruce, 1943
 Noll, Aaron, 2009, 10, 11, 12
 Nordhaus, George, 1952, 53, 54, 55
 North, John, 1943
 Norton, John, 1973, 74, 75, 76
 Norton, Roland, "Rolly", 1919, 20
 Nunnery, Rob, 1992
 Nwankwo, Davis, 2006

O

O'Callaghan, Harry N., 1926
Obinna, Ejike, 2018, 19
 Odom, Rod, 2011, 12, 13, 14
 Ogilby, Kevin, 1989
 Ogilvy, A.J., 2008, 2009
 Oliver, Bobby, 1934, 35
 Oliver, Van, 1969, 70, 71
 Olsen, Julian, 1941, 42, 43
 Overly, Ken, 1934, 35, 36, 37
 Owen, Tommy, 1942, 43

P

Page, Keith, 1976, 77
 Pardue, Howard, 1934
 Pardue, Tom, 1943
 Parker, Dai-Jon, 2012, 13, 14
 Parker, L., 1915, 16
 Parks, Haworth, 1948, 49
 Parks, Jr., Haworth, 1972, 74
 Paschall, A. B., 1909
 Patterson, R. M., 1908, 09
 Patton, W., 1903
 Payton, Adam, 2003, 04
 Peebles, Mac, 1940
 Pentecost, Clement, 1909, 10
 Perdue, Will, 1984, 86, 87, 88
 Perry, Alexander, 1901
 Petrie, Garner, 1965
 Pflieger, Jeff, 1983
 Pickens, D. R., 1903, 04
 Pirrie, Jack Allen, 1958, 60
 Pinson, T. W., 1912
 Pinson, William, 1908, 09
 Plasman, Dick, 1935, 36
 Plavich, Brendan, 2001, 02
 Porter, Slim, 1924, 26
 Prater, Atiba, 1997, 98, 99, 00
 Pride, Howard, 1994, 95, 96, 97
 Procter, J. B., 1908
 Przybyszewski, Dawid, 2002, 03, 04, 05

Q

Quarles, David, 1985

R

Ray, Felix, "Rope", 1943
 Ray, H., 1916
 Reece, Steve, 1984, 85, 86, 87
 Reese, Ernest, 1901

Reeves, Gilvie, "Gibby", 1924, 25
 Reeves, Bobby, 1948, 49
 Reeves, E. E., 1923
 Reid, Eric, 1987, 88, 89, 90
 Reyer, George W., 1913, 15, 16
 Rhodes, Mike, 1978, 79, 80, 81
Rice, Isaiah, 2018, 19
 Rice, Lee, 1944
 Rich, Herb, 1947
 Richardson, Dave, 1969, 70, 71
 Richmond, Billy, 2001
 Richter, Harry, 1941
 Riley, William Joe, 1953, 54, 55, 56
 Ringstaff, Don E., 1961
 Roberson, Jeff, 2015, 16, 17, 18
 Roberts, H. H., 1916
 Robinson, Ben, 1945
 Robinson, Pete, 1948, 49, 50
 Rochelle, Alvin R., Jr., 1955, 56, 57
 Rodriguez, David, 2007
 Rogers, J. W., 1911
 Ross, R., 1931
 Rowan, Ben H., 1958, 59, 60
 Rucker, Chris, 1992
 Rue, Harrison, 1940, 41, 42
 Rupp, Adolph Frederick III "Chip", 1986, 87
 Russell, John E., 1961, 62, 63
 Rutherford, Jimmy, 1928, 29, 30
 Ryan, Matt, 2018, 19
 Ryan, Tommy, 1921, 22, 24, 25
 Rymer, Bob, 1937, 38, 39

S

Salter, Hiram P., 1928
 Scales, E. P., 1907
 Schnedlitz, Martin, 2002, 03, 04
 Schulman, Ralph, 1953
 Schurig, Roger P., 1963, 64, 65
 Schweer, Chris, 1970, 71, 73
 Scobey, David, "Lil Dave", 1943, 45
 Scott, Robert E., 1962, 63
 Scoggins, Jim, 1933, 34, 35
 Seckar, Frank, 1993, 94, 95, 96
 Sehic, Samir, 2016
 Shackelford, John, 1931, 32
 Shanklin, Robert, 1937
 Petrie, Garner, 1965
 Sharp, Henry, 1913
 Sharp, Joe, 1945
 Sharp, Vernon, 1927, 28
 Sherman, N. W., "Doochie", 1918, 19
 Sheron, Chad, 1993, 94, 95, 96
 Shittu, Simisola, 2019
 Shultz, Tom, 1975, 77, 78, 79
 Siakam, James, 2012, 13, 14, 15
 Sikes, Ammie, 1914, 15
 Simmons, Walter H., 1901
 Simpson, Paul C., 1931
 Simpson, Wallace, 1924
 Skuchas, Ted, 2004, 05, 06, 07
 Smart, Jordan, 2010, 11, 12
 Smith, Bob Dudley, 1950, 51, 52
 Smith, Clarence, 1977, 78, 79, 80
 Smith, Corey, 2002, 03, 04, 05
 Sneed, John, 1975, 76, 77, 78
 Sorrells, Samuel A., 1909, 10
 Southwood, Gene, 1950, 51, 52
 Southwood, Jerry, 1965, 66, 67

Springer, Tommy, 1977, 78, 79, 80
 Srygley, Ted, 1921, 22, 23, 24
 Stevens, Scott, 1987
 Stone, J. N., 1907
 Stringer, William K., 1930
 Strong, James, 1997, 98, 99, 00
 Stuart, Jim, 1925, 26, 27
 Surman, Robert C., 1955
 Swartz, William G., 1931, 32

T

Tate, Ed., 1948
 Taylor, Clarence, 1953, 54, 55, 56
 Taylor, Jeffery, 2009, 10, 11, 12
 Taylor, Wayne F., 1963, 64, 65
 Tchiengang, Steve, 2009, 10, 11, 12
 Templeton, J. W., 1926
 Tenggren, Iiro, 1999
 Terrell, Julian, 2003, 04, 05, 06
 Thacker, Rudy, 1969, 70, 71
 Thoele, Robert, 1988
 Thomas, E. Dewey, 1953
 Thomas, John, 1927
 Thomas, Julian, 1919, 20, 21, 22
 Thomas, Roger Keith, 1964, 65, 66
 Thompson, Alex, 1972
 Thompson, Tim, 1976, 77, 78, 79
 Thornton, Brian, 2002, 03
 Throop, Willard, 1907, 08
 Thweatt, Poyner, 1940, 41, 42
 Thym, Robert, 1954, 55, 56, 57
 Tigert, J. J., 1903, 04
 Tinsley, Brad, 2009, 10, 11, 12
 Tipton, Winston, 1939
 Todd, Andy, 1948
 Toye, Joe, 2016, 17, 18, 19
 Travis, Dave, 1945
 Travis, William, 1937
 Throgmorton, Rannie, 1936, 37
 Turner, Jeff, 1981, 82, 83, 84
 Turner, John, 1932
 Turner, L. T., 1915, 16
 Turner, Steve, 1970, 71, 73

V

Van Breda Kolff, Jan, 1972, 73, 74
 Verhoeff, Roger, 1959

W

Wade, Bruce, 1913
 Wadlington, Bill, 1945, 46
 Waits, Ed, 1950
 Walker, Andre, 2008, 10, 11
 Walker, Dick, 1923, 24
 Wallace, Perry, 1968, 69, 70
 Wampler, Jack, 1950
 Warren, Bob, 1966, 67, 68
 Watkins, Markese, 1996
 Watkins, Nathan, 2013, 14, 15, 16
 Watkins, Shirley, 1935, 36
 Weakley, Samuel A., 1908, 09, 10
 Weatherford, W. D., 1901, 02
 Weaver, Charles, 1947
 Webb, Jimmy, 1942
 Weber, Thorpe, 1969, 70, 71
 Webster, J. B., 1907
 Weikert, Doug, 1980, 81, 82, 83
 Weiner, (NFNA)*, 1931

Weiss, Al, 1951, 52
 Welhoelter, Art, 1968, 69, 70
 Westbrook, Bobby, 1983, 84, 85, 86, 87
 Wetzell, Yanni, 2018, 19
 Wheat, Morgan, 1989, 90, 91
 White, Bob, 1952, 53
 Whitehead, Pax, 1995, 96, 97
 Whitnell, W. M., 1913
 Wilcox, Derrick, 1987, 88, 89, 90
 Williams, Anthony, 1998, 99, 00, 01
 Williams, Brian, 1997, 98
 Williams, Dick, 1948
 Williams, James, 1980, 81, 82, 83
 Williams, Kelley, 1985
 Willis, Payton, 2017, 18
 Windes, Ken, 1926
 Woodard, F. C., 1915, 16
 Woods, Chris, 1992, 93, 94, 95
 Woolf, E. L., 1901
 Wyenandt, Robert "Bo", 1966, 67, 68

Y

Yates, Douglas J., 1957, 58, 59
 Yates, Les, 1969, 70, 71
 Young, B., 1931
 Young, Spence, 1974, 75, 76, 77
 Young, Ted, 1980, 81, 82, 83

Z

Zerfoss, Tommie, 1916, 19, 20

Current letterwinners in Bold

JERSEY NUMBERS

00

Phil Cox, 1981-85

0

Jermaine Beal, 2007-10

Camron Justice, 2016

Saben Lee, 2018-present

Shelton Mitchell, 2015

Rod Odom, 2013-14

1

Eric McClellan, 2013-14

Mario Moore, 2003-2006

Brad Tinsley, 2009-12

Yanni Wetzell, 2018-19

Payton Willis, 2017-18

2

Festus Ezeli, 2008

Alex Gordon, 2005

Charles Hinkle, 2008-09

Kedren Johnson, 2012-13

David Rodriguez, 2007

Brian Thornton, 2001-03

Joe Toye, 2016-19

3

Larry Austin, Jr., 2018

Billy DiSpaltro, 1994-98

Maxwell Evans, 2019-present

Festus Ezeli, 2009-12

Hank Duvier, 1948-49

Alex Gordon, 2006-08

Jason Holwerda, 2001-2004

Michael LeBlanc, 1998-99

Luke Kornet, 2014-17

Howard Pride, 1993-94

Derrick Wilcox, 1986-90

4

Wade Baldwin IV, 2015-16

Barry Booker, 1985-89

Derrick Byars, 2006-07

Darius Coulibaly, 1997-02

Malik Evans, 1993-94

Andrikk Frazier, 1994-95

A.J. Ogilvy, 2008-10

Haworth Parks, 1948-49

Yanni Wetzell, 2017-18

5

Bruce Elder, 1990-93

Malik Evans, 1994-96

Matthew Fisher-Davis, 2015-18

Alex Gendelman, 2013

Lance Goulbourne, 2009-12

George Kelley, 1948-49

Geoff Peck, 2002-03

Brendan Plavich, 2000-02

Atiba Prater, 1997-00

6

Mike Craig, 1948-49

Bill Lane, 1948-49

8

Bobby Lawrence, 1948-49

9

Billy Joe Adcock, 1948-49

10

Aaron Beth, 1990-94

Darius Garland, 2019

Sydney Grider, 1985-87

Sam Howard, 1997-02

Chris Meriwether, 2009-11

Adam Payton, 2002-03

Nathan Watkins, 2013-16

Doug Weikert, 1979-83

Kelley Williams, 1984-85

11

John Ameachi, 1990-91

Bob Davies, 1984-85

Kyle Fuller, 2011-14

Bob Jones, 1948-49

Russell Lakey, 2000-03

Jimmy Lenz, 1980-84

J.J. Lucas, 1994-96

Alan Metcalfe, 2005-08

Jeff Roberson, 2015-18

Simisola Shittu, 2019

Tommy Springer, 1977-80

12

Djery Baptiste, 2016-18

Austin Bates, 1993-98

Barry Goheen, 1985-89

Matt Maloney, 1990-91

Phillip McGloin, 2015

Al McKinney, 1980-84

Billy Richmond, 2000-01

Pete Robinson, 1948-49

Jordan Smart, 2009-12

13

Bud Adams, 1985-87

Tom Arnholt, 1969-72

Keegan Bell, 2008

Scott Draud, 1987-91

Joe Ford, 1972-73

Riley LaChance, 2015-18

Matthew Moyer, 2019 present

John Norton, 1973-75

Howard Pride, 1994-97

Dawid Przybyszewski, 2001-2005

Jim Sloan, 1948-49

James Strong, 1997-00

14

Larry Austin, Jr., 2017

Bucky Curtis, 1948-49

Aubrey Hammond, 2005-07

David Joiner, 1983-85

Rick Jones, 1999-00

Carter Josephs, 2013-16

Billy McCaffrey, 1992-94

Aaron Noll, 2009-12

Isaiah Rice, 2018-present

15

Kevin Bright, 2013

Clevon Brown, 2017-present

Elliott Cole, 2008-11

Vince Ford, 1995-99

Mike Gambill, 1963-64 (road)

Jimmy Gray, 1979-81

Chris Messinger, 2000-01

16

Ron Griffiths, 1962-63

Noble Patton, 1951-52

17

Don Griffiths, 1960-61

Jerry Hall, 1962-63

Jack Pirrie, 1959-60

Bobby Westbrook, 1982-87

20

Kevin Anglin, 1989-93

A.J. Astroth, 2013

Dan Cage, 2004-07

Matt Carter, 1999-03

Mark Elliott, 1976-77

Jimmy French, 1955-56

Jeff Gray, 1981-86

Jim Henry, 1956-59

Scott Laughinghouse, 1987-88

Phillip McGloin, 2015-17

Deandre Moore, 1998-99

Irving Munday, 1947-48

Mike Rhodes, 1977-81

Paul Winokur, 1946-47

21

Andrew Adair, 1982-83

Willy Daunic, 1989-92

Bob Davies, 1983-84

Hank Duvier, 1949-50

Bill Johnson, 1962-63 (road)

Sheldon Jeter, 2013

Dicky Keffer, 1974-77

Ralph Mayes, 1968-71

Darshawn McClellan, 2008-11

Al Miller, 1980-82

Kevin Ogilby, 1988-89

Haworth Parks, 1971-74

David Quarles, 1984-85

Al Rochelle, 1954-57

Chip Rupp, 1985-88

Samir Sehic, 2016

Wayne Taylor, 1963-65

Bob Warren, 1965-68

Bob White, 1950-52

Brian Williams, 1997-98

22

Bud Adams, 1986-87

Charles Buechlein, 1952-53

Demarre Carroll, 2005-2006

George Davis, 1952-54

Darrell Dulaney, 1982-86

Mike Gambill, 1963-64

Jamie Graham, 2008-09

Robbie Graham, 1988-90

Jerry Hall, 1959-61

Don Hinton, 1956-59

Willie Jones, 1979-82

Lou Klein, 1962-63

Ron Knox, 1965-67

Bill LeFevor, 1967-68

Bill Ligon, 1971-74

Haworth Parks, 1946-48

Garner Petrie, 1964-65

Don Ringstaff, 1960-61

Frank Seckar, 1992-96

Tom Shultz, 1974-79

Gene Southwood, 1949-52

Iiro Tenngren, 1998-99

Robert Thym, 1954-55

Bob White, 1952-53

Les Yates, 1968-71

23

Hal Bartch, 1967-69

Glenn Butler, 1969-71

Charles Davis, 1976-81

Jeff Fosnes, 1972-76

Ron Green, 1963-64

Tom Hagan, 1966-67

John Jenkins, 2010-12

Lou Klein, 1960-61

Lou Klein, 1962-63 (road)

Michael LeBlanc, 1997-98

Ronnie McMahan, 1991-95

Herb Rich, 1946-47

Bob Dudley Smith, 1949-52

Wayne Taylor, 1963-64 (road)

Dewey Thomas, 1952-53

Alex Thompson, 1971-72

Bobby Thym, 1952-57

Markese Watkins, 1995-96

Jack Todd, 1947-48

24

James Amsler, 1987-89

Doug Bates, 1971-72

Ralph Childs, 1955-56

Glen Clem, 1983-87

Nolan Cressler, 2015-17

Mark Elliott, 1977-80

Warren Fisher, 1960-61

Joe Ford, 1973-76

Bill Gee, 1952-55

Scott Hundley, 2000-03

Dave Kardokus, 1949-52

Bobby Lawrence, 1946-47

Aaron Nesmith, 2019-present

Dai-Jon Parker, 2012-14

Jerry Southwood, 1964-67

Tommy Springer, 1976-77

Rudy Thacker, 1968-71

Andre Walker, 2008-10

Art Welhoelter, 1967-68

Pax Whitehead, 1994-96

Doug Yates, 1956-59

25

Larry Banks, 1958-61

Rod Freeman, 1970-73

Kenny Gibbs, 1964-67

Jack Heldman, 1949-52

Jim Lampley, 1978-79

Warren McSwain, 1973-74

Chuck Moore, 1999-02

Pete Robinson, 1946-48

Roger Schurig, 1963-64 (road)

Clarence Taylor, 1951-56

Jeff Turner, 1980-84

Perry Wallace, 1967-70

26

Mike Craig, 1946-48

27

Billy Joe Adcock, 1946-48

28

John Anderson, 1946-47

JERSEY NUMBERS

Bobby McGuire, 1947-48

29

John North, 1947-48

Felix Ray, 1946-47

30

Mac Hunt, 2019

Damian Jones, 2014-16

Joe Kraft, 1946-47

Atiba Prater, 1996-97

Ed Tate, 1947-48

31

Bobby Bland, 1959-62

JeJuan Brown, 2007

John Catteline, 1971-72

Gianni Cugini, 1995-98

Butch Feher, 1972-76

Jimmy French, 1956-58

Greg Fuller, 1976-77; 78-79

Steve Grant, 1987-91

Johnny Hale, 1958-89

Gene Lockyear, 1965-68

George McChesney, 1949-51

John Ed Miller, 1963-65

Joe Riley, 1952-56

Paul Rubach, 1951-52

Thorpe Weber, 1968-71

Ted Young, 1979-83

32

Doug Bates, 1970-71

Rick Cammarata, 1968-69

Kenny Campbell, 1965-68

Tony Corcoran, 1946-47

John Doninger, 1959-61

Shan Foster, 2005-08

Willie Jones, 1978-79

Todd Milholland, 1988-92

Will Perdue, 1983-88

Matt Ryan, 2018-19

Ralph Schulman, 1952-53

Roger Schurig, 1963-65

Chad Sheron, 1992-96

John Sneed, 1974-78

Jan Van Breda Kolff, 1971-74

Jack Wampler, 1949-50

James Williams, 1979-83

Anthony Williams, 1997-01

33

Billy Joe Adcock, 1949-50

Charlie Bennett, 1996-97

Bob Bundy, 1966-69

Wayne Calvert, 1963-66

Carl Crain, 1975-79

Neil DeCourcy, 1973-75

Jerry Fredrich, 1951-55

Charles Harrison, 1955-56

Sam Hosbach, 1960-63

Hub Houglan, 1956-58

Bill Johnson, 1959-60

Andris Kehris, 2013

Chris Lawson, 1992-94

Tommy Owen, 1946-47

Steve Reece, 1983-87

Julian Terrell, 2003-2006

Robert Thoele, 1987-88

Steve Turner, 1969-71; 72-73

Steve Tchiengang, 2009-12

34

Don Bates, 1956-57

Terry Compton, 1971-74

Jimmy Conn, 1969-71

George Drake, 2007-2009

Michael Dupont, 1982-83

Bill Gee, 1955-56

Tom Grossman, 1951-53

Tom Hagan, 1967-69

Victor Jordan, 1978-79

Frank Kornet, 1985-89

Tom Kramb, 1974-75

Shelby Moats, 2012-15

Bob Surman, 1954-55

Keith Thomas, 1963-66

Tom Wainright, 1950-51

Dick Williams, 1947-48

35

Brian Allsmiller, 1979-81

Erskin Bennett, 1974-75

Charles Buechlein, 1954-55

Matt Freije, 2000-03

Bobby Lance Gish, 1960-63

Ron Green, 1963-64 (road)

Ron Green, 1964-66

Ralph Greenbaum, 1957-58

Johnny Laurent, 1958-60

Tom Mackenzie, 1951-54

Pete Robinson, 1949-50

James Siakam, 2011-15

Tim Thompson, 1975-79

Art Welhoelter, 1969-70

Morgan Wheat, 1988-91

40

John Derenbecker, 1980-82

Josh Henderson, 2011-16

Jay Lowenthal, 1975-79

Charles Mayes, 1987-91

Bryan Milburn, 1991-95

Randy Neff, 1985-87

Rod Odom, 2010-Present

41

Lewis Akin, 1956-57

Brian Allsmiller, 1977-79

Glenn Butler, 1971-72

Bill Depp, 1958-61

Ted Govedarica, 1974-76

Dan Hall, 1989-94

Charles Harrison, 1952-55

Bucky Herring, 1950-51

Bob Hines, 1963-64

Kevin Linder, 1980-82

Ross Neltner, 2007-08

Van Oliver, 1968-71

Keith Page, 1976-77

Bob Scott, 1962-63 (road)

Ed Waits, 1949-50

Bo Wyenandt, 1965-68

42

Alberto Ballestra, 1988-90

Dave Boswell, 1965-67

Jimmy Clark, 1950-51

Ray Clark, 1959-63

John Doninger, 1958-59

Tandy Easley, 1967-68

Bob Grace, 1963-65

Bob Gregor, 1956-58

Dan Langhi, 1996-00

George Nordhaus, 1951-55

Davis Nwankwo, 2006

Dave Richardson, 1968-71

Martin Schnedlitz, 2000-03

43

Ray Clark, 1962-63 (road)

Jimmy Cummings, 1952-53

Lee Fowler, 1971-74

Bill Keller, 1952-57

Clyde Lee, 1963-66

Ben Rowan, 1957-60

Al Weiss, 1950-52

44

Bob Burton, 1959-61

Bob Chess, 1971-72; 73-75

Dan Due, 1967-68

David Etheridge, 1984-85

Billy Felix, 1951-53

Jo Gibbs, 1952-57

David Hughes, 1981-82

George Kelley, 1950-51

Jim Lampley, 1979-80

Sam Lekwauwa, 1998-01

Keith Page, 1975-76

Jack Pirie, 1957-58

Chris Schweer, 1969-71

Chris Schweer, 1972-73

Bob Scott, 1960-63

Corey Smith, 2001-2005

Jeffery Taylor, 2009-12

Roger Verhoeff, 1958-59

45

George Kelley, 1949-50

Jerry Caldwell, 1954-55

Dan Finch, 1951-54

Warren Fisher, 1958-60

Martin Holland, 1957-58

Connie Mack Rea, 1950-51

Ray Maddux, 1970-73

Drew Maddux, 1994-98

Mike Moore, 1973-76

Rod Odom, 2011-12

John Russel, 1960-63

Clarence Smith, 1976-80

Keith Thomas, 1963-64 (road)

Chris Woods, 1993-94

50

Pat Berwanger, 1979-80

Brett Burrow, 1982-86

Mike Collett, 1987-88

Joe Duffy, 2008-11

Ejike Obinna, 2018-present

Chris Woods, 1991-95

51

Byron Ball, 1983-86

Pat Berwanger, 1977-79

Rob Nunnery, 1990-92

Jeff Pflieger, 1982-83

Spence Young, 1973-77

52

Malik Evans, 1992-93

Paul Kuiper, 1981-82

Greg LePointe, 1997-01

Scott McCabe, 1983-85

Eric Reid, 1986-92

53

Bob Burton, 1962-63

Bob Grace, 1963-64 (road)

54

Neil Bemenderfer, 1974-76

Bill Johnson, 1962-63

Ted Skuchas, 2003-07

Andre Walker, 2010-11

55

Fred Benjamin, 1987-91

Jerry Hall, 1962-63 (road)

VU IN AP POLL

2015-16 (TOP 25)

Date	Record	Rank
Dec. 7, 2015	6-2	21
Nov. 30, 2015	5-1	16
Nov. 23, 2015	3-0	19
Nov. 16, 2015	2-0	17
Preseason	0-0	18

2011-12 (TOP 25)

Date	Record	Rank
Mar. 12, 2012	24-10	20
Jan. 30, 2012	16-6	25
Dec. 12, 2011	6-3	25
Nov. 28, 2011	5-1	18
Nov. 21, 2011	3-1	18
Nov. 14, 2011	1-1	18
Preseason	0-0	7

2010-11 (TOP 25)

Date	Record	Rank
Mar. 14, 2011#	23-10	25
Feb. 28, 2011	21-7	21
Feb. 21, 2011	20-6	18
Feb. 14, 2011	19-6	18
Feb. 7, 2011	17-6	23
Jan. 31, 2011	16-5	23
Jan. 24, 2011	15-4	19
Jan. 3, 2011	11-2	22
Dec. 27, 2010	9-2	24

2009-10 (TOP 25)

Date	Record	Rank
Mar. 15, 2010#	24-8	21
Mar. 8, 2010	23-7	20
Mar. 1, 2010	22-6	13
Feb. 22, 2010	20-6	15
Feb. 15, 2010	19-5	17
Feb. 8, 2010	17-5	22
Feb. 2, 2010	16-4	18
Jan. 25, 2010	15-3	21
Nov. 23, 2009	2-0	24

2007-08 (TOP 25)

Date	Record	Rank
Mar. 17, 2008#	26-7	19
Mar. 10, 2008	25-6	18
Mar. 3, 2008	24-5	16
Feb. 25, 2008	23-4	18
Feb. 18, 2008	22-4	20
Feb. 11, 2008	20-4	24
Feb. 4, 2008	18-4	23
Jan. 28, 2008	17-3	19
Jan. 21, 2008	17-2	17
Jan. 14, 2008	16-1	16
Jan. 7, 2008	15-0	13
Dec. 31, 2007	12-0	15
Dec. 24, 2007	11-0	17
Dec. 17, 2007	10-0	17
Dec. 10, 2007	9-0	20
Dec. 3, 2007	7-0	23

2006-07 (TOP 25)

Date	Record	Rank
Feb. 26, 2007	19-9	19
Feb. 19, 2007	18-8	17
Feb. 5, 2007	16-7	23
Jan. 29, 2007	15-6	24

2003-04 (TOP 25)

Date	Record	Rank
Jan. 19, 2004	13-2	22
Jan. 12, 2004	12-1	23
Jan. 5, 2004	11-0	20
Dec. 29, 2003	9-0	22
Dec. 22, 2003	8-0	25

1999-00 (TOP 25)

Date	Record	Rank
Feb. 21, 2000	17-6	24
Feb. 7, 2000	15-4	22
Jan. 31, 2000	13-4	24
Jan. 24, 2000	12-3	20
Jan. 17, 2000	12-2	20

1993-94 (TOP 25)

Date	Record	Rank
Jan. 10, 1994	8-3	24
Jan. 3, 1994	7-2	22
Dec. 13, 1993	4-1	24
Dec. 6, 1993	3-1	23
Nov. 29, 1993	1-0	20
Nov. 22, 1993	0-0	24
Preseason	0-0	23

1992-93 (TOP 25)

Date	Record	Rank
Mar. 15, 1993 #	26-5	8
Mar. 8, 1993	25-4	5
Mar. 1, 1993	23-4	7
Feb. 22, 1993	21-4	8
Feb. 15, 1993	19-4	11
Feb. 8, 1993	17-4	11
Feb. 1, 1993	16-3	11
Jan. 25, 1993	14-3	11
Jan. 18, 1993	13-3	19
Jan. 4, 1993	11-1	18
Dec. 28, 1992	8-1	24
Dec. 21, 1992	8-1	25

1987-88 (TOP 20)

Date	Record	Rank
March 1, 1988	18-7	19
Feb. 23, 1988	17-6	17
Feb. 16, 1988	16-5	16
Feb. 9, 1988	14-5	17
Feb. 2, 1988	13-4	15

1978-79 (TOP 20)

Date	Record	Rank
Feb. 20, 1979	18-7	19
Feb. 13, 1979	18-5	19
Feb. 6, 1979	15-5	17
Jan. 30, 1979	14-4	16
Jan. 23, 1979	12-3	19

1973-74 (TOP 20)

Date	Record	Rank
Mar. 27, 1974 #	23-5	13
Mar. 19, 1974	23-5	11
Mar. 12, 1974	23-3	6
Mar. 5, 1974	23-2	5
Feb. 26, 1974	22-2	6
Feb. 19, 1974	21-1	4
Feb. 12, 1974	19-1	5
Feb. 5, 1974	17-1	5
Jan. 29, 1974	15-1	7
Jan. 22, 1974	12-1	7
Jan. 15, 1974	11-1	8
Jan. 8, 1974	10-0	6
Jan. 2, 1974	8-0	10
Dec. 25, 1973	7-0	11
Dec. 18, 1973	6-0	17

1972-73 (TOP 20)

Date	Record	Rank
Jan. 16, 1973	10-3	18
Jan. 9, 1973	10-2	9
Jan. 2, 1973	8-1	11
Dec. 26, 1972	8-0	10
Dec. 19, 1972	7-0	12
Dec. 12, 1972	6-0	13

1968-69 (TOP 20)

Date	Record	Rank
Dec. 3, 1968	1-0	12
Preseason	0-0	13

1967-68 (TOP 10)

Date	Record	Rank
Feb. 20, 1968	18-4	9
Feb. 13, 1968	16-4	9
Feb. 6, 1968	15-4	9
Jan. 30, 1968	14-4	7
Jan. 23, 1968	12-3	7
Jan. 16, 1968	12-3	9
Jan. 9, 1968	10-3	8
Jan. 2, 1968	9-1	4
Dec. 26, 1967	7-1	9
Dec. 19, 1967	5-1	3
Dec. 12, 1967	3-0	3
Dec. 5, 1967	2-0	8
Preseason	0-0	9

1966-67 (TOP 10)

Date	Record	Rank
Feb. 14, 1967	17-3	9
Jan. 31, 1967	15-2	9
Jan. 24, 1967	13-2	9
Dec. 27, 1966	8-1	9
Dec. 20, 1966	7-1	10

1965-66 (TOP 10)

Date	Record	Rank
Mar. 8, 1966 #	22-4	8
Mar. 1, 1966	22-3	5
Feb. 22, 1966	20-3	5
Feb. 15, 1966	18-3	5
Feb. 8, 1966	16-3	5
Feb. 1, 1966	16-2	3
Jan. 25, 1966	14-2	4
Jan. 18, 1966	14-2	5
Jan. 11, 1966	13-1	3
Jan. 4, 1966	11-1	3
Dec. 28, 1965	8-0	2
Dec. 21, 1965	7-0	4
Dec. 14, 1965	4-0	5
Dec. 7, 1965	1-0	4
Preseason	0-0	5

1964-65 (TOP 10)

Date	Record	Rank
Mar. 9, 1965 #	23-3	5
Mar. 2, 1965	21-3	5
Feb. 23, 1965	19-3	9
Feb. 9, 1965	16-2	7
Feb. 2, 1965	14-2	9
Dec. 15, 1964	3-2	9
Dec. 8, 1964	2-0	3
Preseason	0-0	6

1963-64 (TOP 10)

Date	Record	Rank
Feb. 11, 1964	17-2	7
Feb. 4, 1964	15-2	8
Jan. 28, 1964	13-1	5
Jan. 21, 1964	13-1	6
Jan. 14, 1964	13-1	6
Jan. 7, 1964	11-1	7
Dec. 31, 1963	9-0	6
Dec. 24, 1963	7-0	6
Dec. 17, 1963	5-0	8

1960-61 (TOP 20)

Date	Record	Rank
Dec. 27, 1960	7-0	16
Dec. 20, 1960	6-0	17

1956-57 (TOP 20)

Date	Record	Rank
Mar. 12, 1957 #	17-5	8
Mar. 5, 1957	17-5	9
Feb. 26, 1957	17-5	9
Feb. 19, 1957	15-5	10
Feb. 12, 1957	14-4	18
Feb. 5, 1957	12-4	18
Jan. 22, 1957	10-3	13
Jan. 15, 1957	9-3	10
Jan. 8, 1957	9-1	6
Jan. 2, 1957	6-1	9
Dec. 26, 1956	5-1	12

1955-56 (Top 20)

Date	Record	Rank
Mar. 6, 1956 #	19-4	11
Feb. 28, 1956	19-4	7
Feb. 21, 1956	18-3	5
Feb. 14, 1956	17-2	6
Feb. 7, 1956	15-2	3
Jan. 31, 1956	14-1	3
Jan. 24, 1956	13-1	7
Jan. 17, 1956	12-1	5
Jan. 10, 1956	10-1	4
Jan. 3, 1956	7-1	4
Dec. 27, 1955	6-1	5
Dec. 20, 1955	5-0	8
Dec. 13, 1955	4-0	9

1954-55 (Top 20)

Date	Record	Rank
Mar. 8, 1955 #	16-6	17
Mar. 1, 1955	16-6	16
Feb. 22, 1955	13-4	14
Feb. 15, 1955	14-6	20
Feb. 8, 1955	13-3	20
Feb. 1, 1955	11-3	20
Jan. 25, 1955	11-2	18
Jan. 18, 1955	9-2	17

1953-54 (Top 20)

Date	Record	Rank
Jan. 5, 1954	7-1	19
Dec. 29, 1953	5-1	20
Dec. 22, 1953	5-1	20

1951-52 (Top 20)

Date	Record	Rank
Dec. 11, 1951	4-0	18

1949-50 (Top 20)

Date	Record	Rank
Feb. 28, 1950	17-7	20
Feb. 14, 1950	15-6	20
Jan. 31, 1950	11-6	18

Final Poll of the season

NOTES:

- Highest ranking was No. 2 on Dec. 28, 1965
- The 1965-66 team was the only team ranked every week throughout the season.
- The most consecutive weeks ranked in a season was 16 (2007-08 season).
- The most consecutive weeks ranked was 18 (last three weeks of 1964-65 and all of 1965-66).
- Vanderbilt has finished a season nationally ranked on 11 occasions.

VS. RANKED OPPONENTS

Game-by-Game

2010's

Date	Opponent	Score
Mar. 9, 2019	#10 LSU	L, 59-80
Feb. 19, 2019	#5 Tennessee	L, 46-58
Jan. 29, 2019	#7 Kentucky*	L, 52-87
Jan. 23, 2019	#1 Tennessee*	L, 83-88 (ot)
Jan. 19, 2013	#24 Mississippi State*	L, 55-71
Jan. 12, 2019	#18 Kentucky	L, 47-56
Dec. 17, 2018	#17 Arizona State*	W, 81-65
Feb. 3, 2018	#11 Auburn	L, 81-93
Jan. 30, 2018	#21 Kentucky	L, 81-83 (ot)
Jan. 23, 2018	#22 Tennessee	L, 62-67
Jan. 13, 2018	#13 Kentucky*	L, 67-74
Jan. 9, 2018	#24 Tennessee*	L, 84-92
Dec. 17, 2017	#5 Arizona State	L, 64-76
Nov. 24, 2017	#20 Seton Hall#	L, 59-72
Nov. 19, 2017	#10 USC*	L, 89-93 (ot)
Mar. 10, 2017	#17 Florida#	W, 72-62 (ot)
Mar. 4, 2017	#12 Florida*	W, 73-71
Feb. 28, 2017	#9 Kentucky	L, 67-73
Feb. 18, 2017	#21 South Carolina*	W, 71-62
Jan. 21, 2017	#19 Florida	W, 68-66
Jan. 10, 2017	#6 Kentucky*	L, 81-87
Mar. 5, 2016	#20 Texas A&M	L, 67-76
Feb. 16, 2016	#16 Kentucky*	W, 74-62
Feb. 4, 2016	#8 Texas A&M*	W, 77-60
Jan. 23, 2016	#23 Kentucky	L, 57-76
Jan. 9, 2016	#22 South Carolina	L, 65-69
Dec. 22, 2015	#14 Purdue	L, 55-68
Dec. 6, 2015	#25 Baylor	L, 67-69
Nov. 25, 2015	#5 Kansas#	L, 63-80
Jan. 24, 2015	#1 Kentucky	L, 57-65
Jan. 10, 2015	#23 Arkansas	L, 70-82
Feb. 25, 2014	#1 Florida*	L, 54-57
Jan. 11, 2014	#23 Kentucky*	L, 62-71
Mar. 6, 2013	#11 Florida	L, 40-66
Jan. 26, 2013	#22 Missouri	L, 59-81
Dec. 29, 2012	#18 Butler*	L, 49-68
Mar. 17, 2012	#14 Wisconsin#	L, 57-60
Mar. 11, 2012	#1 Kentucky#	W, 71-64
Feb. 28, 2012	#16 Florida*	W, 77-67
Feb. 25, 2012	#1 Kentucky	L, 74-83
Feb. 11, 2012	#1 Kentucky*	L, 63-69
Feb. 4, 2012	#11 Florida	L, 65-73
Jan. 21, 2012	#18 Mississippi State*	L, 77-78 (ot)
Dec. 29, 2011	#13 Marquette	W, 74-57
Dec. 2, 2011	#6 Louisville	L, 60-62 (ot)
Nov. 28, 2011	#12 Xavier*	L, 70-82 (ot)
Mar. 12, 2011	#12 Florida	L, 66-77
Mar. 5, 2011	#14 Florida*	L, 76-86
Mar. 1, 2011	#20 Kentucky	L, 66-68
Feb. 12, 2011	#18 Kentucky*	W, 81-77
Jan. 22, 2011	#22 St. Mary's*	W, 89-70
Jan. 12, 2011	#24 Georgia*	W, 73-66
Dec. 8, 2010	#15 Missouri	L, 82-85 (ot)
Nov. 21, 2010	#8 North Carolina	W, 72-65
Jan. 27, 2010	#14 Tennessee	W, 85-76
Jan. 30, 2010	#1 Kentucky	L, 72-85
Feb. 9, 2010	#12 Tennessee*	W, 90-71
Feb. 20, 2010	#2 Kentucky*	L, 56-58

2000's

Date	Opponent	Score
March 4, 2009	#12 LSU	W, 75-67
Jan. 25, 2009	#24 Florida*	L, 69-94
Feb. 26, 2008	#1 Tennessee*	W, 72-69
Jan. 30, 2008	#24 Ole Miss	L, 58-74
Jan. 17, 2008	#6 Tennessee	L, 60-80
March 23, 2007	#9 Georgetown#	L, 65-66
March 17, 2007	#13 Washington State#	W, 78-74 (2ot)
Feb. 17, 2007	#1 Florida*	W, 83-70
Jan. 31, 2007	#1 Florida	L, 64-74
Jan. 24, 2007	#24 LSU	W, 64-53
Jan. 20, 2007	#25 Kentucky	W, 72-67
Jan. 17, 2007	#10 Alabama*	W, 94-73
Jan. 10, 2007	#16 Tennessee*	W, 82-81
Dec. 9, 2006	#25 Georgia Tech*	W, 73-64
Nov. 15, 2006	#8 Georgetown*	L, 70-86
March 10, 2006	#18 LSU#	L, 73-92
March 4, 2006	#11 Tennessee*	L, 59-68
Feb. 22, 2006	#24 LSU*	L, 66-77
Feb. 15, 2006	#10 Florida*	L, 68-73
Feb. 1, 2006	#13 Tennessee	L, 62-69
Jan. 28, 2006	#5 Florida	L, 58-81
Feb. 5, 2005	#6 Kentucky	L, 70-84
Jan. 12, 2005	#9 Kentucky	L, 54-69
Jan. 5, 2005	#19 Alabama*	W, 70-56
Mar. 25, 2004	#7 Connecticut#	L, 53-73
Mar. 21, 2004	#15 N.C. State#	W, 75-73
Mar. 12, 2004	#4 Mississippi State#	W, 74-70 (ot)
Feb. 28, 2004	#7 Mississippi State*	L, 69-72
Feb. 21, 2004	#24 LSU*	W, 74-54
Feb. 14, 2004	#25 South Carolina	L, 75-82
Feb. 7, 2004	#21 Florida	L, 71-81
Jan. 31, 2004	#5 Kentucky*	W, 66-60
Jan. 28, 2004	#23 South Carolina	L, 55-57
Jan. 10, 2004	#10 Kentucky	L, 63-75
Mar. 14, 2003	#2 Kentucky#	L, 63-81
Mar. 5, 2003	#2 Kentucky	L, 44-106
Feb. 22, 2003	#24 LSU*	L, 74-77 (ot)
Feb. 15, 2003	#20 Georgia	L, 70-83
Feb. 5, 2003	#23 Miss. State	L, 60-82
Jan. 29, 2003	#15 Georgia*	W, 94-91
Jan. 22, 2003	#5 Florida	L, 75-87
Jan. 14, 2003	#16 Kentucky*	L, 52-74
Jan. 11, 2003	#4 Alabama*	W, 70-69
Dec. 30, 2002	#6 Notre Dame	L, 63-76
Dec. 9, 2002	#6 Indiana	L, 56-73
Dec. 1, 2002	#12 Connecticut*	L, 70-76
Feb. 27, 2002	#11 Kentucky*	W, 86-73
Feb. 13, 2002	#9 Kentucky	L, 59-67
Feb. 9, 2002	#7 Florida	L, 54-80
Jan. 26, 2002	#15 Georgia*	W, 86-84
Jan. 12, 2002	#2 Florida*	L, 85-95
Jan. 9, 2002	#14 Alabama	L, 79-92
Dec. 2, 2001	#17 Western Kentucky*	W, 80-75
Feb. 28, 2001	#6 Florida*	L, 62-72
Feb. 24, 2001	#22 Tennessee*	L, 70-78
Feb. 17, 2001	#22 Kentucky	L, 74-79
Feb. 3, 2001	#8 Tennessee	L, 50-72
Jan. 31, 2001	#17 Alabama*	W, 68-62
Jan. 20, 2001	#7 Florida	W, 63-61
Jan. 6, 2001	#22 Mississippi*	L, 68-81
Dec. 2, 2000	#11 Notre Dame*	L, 74-77
Mar. 10, 2000	#10 LSU#	L, 60-71
Feb. 19, 2000	#5 Tennessee*	W, 85-72
Feb. 16, 2000	#12 Auburn*	L, 80-86
Jan. 29, 2000	#10 Florida	L, 63-89

Jan. 22, 2000	#18 Kentucky*	L, 73-81 (ot)
Jan. 15, 2000	#24 LSU*	W, 65-62
Jan. 12, 2000	#12 Tennessee	W, 76-73
Jan. 8, 2000	#25 Kentucky	L, 52-72
Jan. 5, 2000	#6 Florida*	W, 87-77

1990's

Date	Opponent	Score
Feb. 27, 1999	#19 Florida*	W, 71-70 (ot)
Feb. 24, 1999	#13 Kentucky	L, 63-88
Feb. 17, 1999	#3 Auburn	L, 63-81
Feb. 6, 1999	#22 Arkansas*	W, 73-69
Jan. 9, 1999	#3 Kentucky	L, 57-73
Nov. 10, 1998	#23 Rhode Island	L, 69-82
Feb. 11, 1998	#18 Mississippi	L, 76-87
Feb. 7, 1998	#14 Arkansas	L, 83-93
Feb. 3, 1998	#13 South Carolina*	L, 61-65
Jan. 27, 1998	#7 Kentucky	L, 61-63
Jan. 7, 1998	#16 South Carolina	L, 70-71
Jan. 3, 1998	#6 Kentucky	L, 62-71
Dec. 29, 1997	#2 Kansas#	L, 82-89
Mar. 13, 1997	#13 Xavier#	L, 68-80
Feb. 26, 1997	#6 South Carolina	L, 53-74
Feb. 22, 1997	#3 Kentucky*	L, 79-82
Jan. 29, 1997	#25 South Carolina*	L, 64-65
Jan. 22, 1997	#3 Kentucky	L, 46-58
Jan. 18, 1997	#20 Mississippi*	W, 67-64
Jan. 8, 1997	#24 Georgia*	L, 53-61
Dec. 9, 1996	#20 Boston College	L, 52-59
Nov. 22, 1996	#10 Duke	L, 57-86
Mar. 2, 1996	#1 Kentucky	L, 63-101
Feb. 7, 1996	#2 Kentucky*	L, 81-120
Jan. 31, 1996	#22 Auburn*	W, 76-62
Dec. 5, 1995	#15 Virginia	W, 61-48
Nov. 22, 1995	#4 UCLA#	W, 75-71
Nov. 20, 1995	#20 North Carolina#	L, 63-71
Mar. 10, 1995	#5 Arkansas#	L, 72-73
Feb. 25, 1995	#6 Kentucky*	L, 60-71
Feb. 22, 1995	#16 Mississippi State	L, 48-76
Feb. 11, 1995	#12 Arkansas*	L, 94-97
Jan. 29, 1995	#16 Wake Forest	L, 51-63
Jan. 21, 1995	#15 Kentucky*	L, 68-81
Jan. 7, 1995	#13 Florida	L, 62-72
Dec. 29, 1994	#16 Arizona State#	L, 61-67
Dec. 6, 1994	#20 Virginia*	W, 70-65
Feb. 26, 1994	#16 Florida*	W, 82-78
Feb. 19, 1994	#11 Kentucky*	L, 69-77
Feb. 6, 1994	#9 Louisville	L, 62-78
Feb. 1, 1994	#6 Arkansas	L, 76-89
Jan. 4, 1994	#4 Kentucky	L, 82-107
Dec. 18, 1993	#14 Georgia Tech#	L, 77-86
Dec. 4, 1993	#18 Syracuse#	L, 62-78
Feb. 6, 1993	#2 Kentucky	L, 67-82
Jan. 20, 1993	#8 Arkansas*	W, 102-89
Jan. 13, 1993	#1 Kentucky*	W, 101-86
Dec. 9, 1992	#9 Louisville*	W, 90-88
Mar. 13, 1992	#9 Kentucky#	L, 57-76
Mar. 1, 1992	#11 Kentucky	L, 56-80
Feb. 19, 1992	#14 Alabama	L, 64-85
Feb. 12, 1992	#11 Arkansas	L, 71-91
Jan. 15, 1992	#10 Kentucky	L, 71-84
Dec. 10, 1991	#13 Indiana	L, 51-88
Feb. 20, 1991	#12 Kentucky*	W, 98-87
Feb. 2, 1991	#14 LSU*	W, 63-59
Jan. 19, 1991	#9 Kentucky	L, 50-58
Jan. 2, 1991	#14 LSU	L, 70-87

VS. RANKED OPPONENTS

Dec. 11, 1990	#11 Georgia*	W, 75-74
Dec. 8, 1990	#21 Virginia	L, 56-70
Dec. 4, 1990	#7 Indiana*	L, 73-84
Nov. 14, 1990	#2 Arkansas	L, 70-107
Mar. 9, 1990	#25 Georgia#	W, 78-74
Feb. 18, 1990	#9 LSU*	L, 108-121
Jan. 16, 1990	#13 LSU	L, 72-101
Jan. 3, 1990	#22 Alabama	W, 68-67

1980s

Date	Opponent	Score
Dec. 6, 1989	#11 Louisville	L, 75-101
Dec. 7, 1988	#8 North Carolina	L, 77-89
Nov. 30, 1988	#13 Louisville*	W, 65-62
Nov. 27, 1988	#16 Ohio State	L, 82-97
Nov. 22, 1988	#2 Michigan	L, 66-91
Mar. 20, 1988	#8 Pittsburgh	W, 80-74
Jan. 30, 1988	#14 Florida	W, 92-65
Jan. 27, 1988	#9 Kentucky*	W, 83-66
Dec. 31, 1987	#2 Kentucky	L, 74-81
Dec. 8, 1987	#8 Indiana	L, 61-63
Dec. 5, 1987	#1 North Carolina*	W, 78-76
Feb. 26, 1987	#18 Florida*	W, 84-76
Feb. 11, 1987	#11 Alabama*	L, 67-71
Jan. 17, 1987	#10 Auburn	W, 91-75
Dec. 9, 1986	#2 Indiana*	W, 79-75
Feb. 5, 1986	#12 Kentucky	L, 65-73
Jan. 18, 1986	#14 LSU	L, 67-84
Jan. 4, 1986	#12 Kentucky*	L, 71-80
Dec. 4, 1985	#6 Duke*	L, 74-84
Feb. 19, 1984	#6 Kentucky*	L, 54-58
Feb. 13, 1984	#16 Auburn*	L, 67-73
Jan. 20, 1984	#3 Kentucky	L, 46-67
Jan. 1, 1984	#9 LSU	L, 66-73
Feb. 19, 1983	#13 Kentucky	L, 63-82
Jan. 22, 1983	#11 Kentucky*	L, 77-82
Jan. 11, 1983	#10 Alabama	W, 81-79
Nov. 28, 1982	#8 Louisville	L, 70-80
Feb. 27, 1982	#17 Alabama*	W, 80-63
Feb. 20, 1982	#10 Kentucky*	L, 69-73
Jan. 23, 1982	#9 Kentucky	L, 58-67
Dec. 12, 1981	#16 Alabama	L, 68-79
Mar. 5, 1981	#7 Kentucky	W, 60-55
Feb. 21, 1981	#10 Kentucky	L, 48-80
Feb. 14, 1981	#9 Tennessee	L, 72-79
Feb. 4, 1981	#4 LSU*	L, 81-86
Jan. 34, 1981	#6 Kentucky*	L, 64-78
Jan. 7, 1981	#9 LSU	L, 61-77
Feb. 15, 1980	#10 Kentucky*	L, 73-91
Jan. 30, 1980	#10 LSU	L, 81-83
Jan. 19, 1980	#6 Kentucky	L, 90-106
Jan. 16, 1980	#20 Tennessee	L, 63-71
Jan. 2, 1980	#4 LSU*	W, 77-66

1970s

Date	Opponent	Score
Feb. 12, 1979	#16 Alabama*	W, 65-57
Feb. 5, 1979	#9 LSU	L, 71-92
Jan. 8, 1979	#7 LSU*	W, 88-87
Mar. 6, 1978	#1 Kentucky*	L, 68-78
Jan. 2, 1978	#1 Kentucky	L, 59-72
Dec. 3, 1977	#9 Louisville	L, 66-96
Nov. 29, 1977	#16 St. John's*	L, 54-59
Mar. 7, 1977	#11 Tennessee	L, 55-65
Feb. 28, 1977	#8 Alabama*	L, 77-78

Feb. 5, 1977	#3 Kentucky	L, 73-113
Jan. 31, 1977	#3 Alabama	L, 82-96
Jan. 8, 1977	#3 Kentucky*	L, 62-64
Dec. 6, 1976	#1 Michigan*	L, 76-97
Nov. 27, 1976	#9 Louisville*	L, 76-81
Mar. 8, 1976	#16 Alabama*	L, 77-84
Feb. 9, 1976	#8 Tennessee	L, 59-73
Jan. 12, 1976	#9 Tennessee*	W, 77-66
Jan. 3, 1976	#8 Alabama	L, 66-83
Dec. 2, 1975	#2 Michigan	L, 63-90
Mar. 1, 1975	#4 Kentucky	L, 84-109
Feb. 3, 1975	#9 Alabama*	L, 72-86
Jan. 27, 1975	#11 Kentucky*	L, 90-91
Jan. 4, 1975	#6 Alabama	L, 71-104
Feb. 16, 1974	#3 Notre Dame	L, 88-118
Mar. 14, 1974	#7 Marquette	L, 61-69
Feb. 4, 1974	#8 Alabama	W, 67-65
Jan. 5, 1974	#14 Alabama*	W, 72-73
Feb. 19, 1973	#17 Alabama	L, 78-87
Jan. 13, 1973	#14 Alabama*	L, 77-83
Nov. 30, 1972	#20 Louisville	W, 66-57
Dec. 4, 1971	#17 St. John's	L, 81-98
Mar. 1, 1971	#17 Tennessee*	L, 69-79
Feb. 27, 1971	#14 Kentucky*	L, 90-119
Feb. 1, 1971	#8 Tennessee	W, 65-60
Jan. 31, 1971	#11 Kentucky	L, 92-102
Feb. 28, 1970	#1 Kentucky	L, 89-90
Jan. 31, 1970	#2 Kentucky*	W, 89-81

1960s

Date	Opponent	Score
Mar. 3, 1969	#17 Tennessee*	L, 60-70
Mar. 1, 1969	#6 Kentucky*	W, 101-99
Feb. 1, 1969	#5 Kentucky	L, 89-103
Dec. 9, 1968	#2 North Carolina	L, 78-100
Dec. 7, 1968	#6 Davidson	L, 84-101
Mar. 2, 1968	#5 Kentucky	L, 80-85
Feb. 17, 1968	#7 Tennessee*	W, 75-63
Jan. 8, 1968	#6 Tennessee	L, 62-64
Jan. 6, 1968	#5 Kentucky*	L, 78-94
Dec. 30, 1967	#8 Davidson	W, 80-67
Dec. 12, 1967	#8 Davidson*	W, 81-79
Dec. 9, 1967	#5 North Carolina*	W, 89-76
Feb. 2, 1966	#2 Kentucky*	L, 90-105
Jan. 15, 1966	#2 Kentucky	L, 83-96
Mar. 13, 1965	#1 Michigan*	L, 85-87
Feb. 17, 1964	#3 Kentucky	L, 73-104
Jan. 6, 1964	#1 Kentucky*	W, 85-83
Dec. 11, 1963	#3 Duke*	W, 97-92
Feb. 13, 1963	#10 Georgia Tech	L, 62-67
Jan. 7, 1963	#6 Kentucky*	L, 82-106
Dec. 11, 1962	#2 Duke	L, 70-90
Feb. 19, 1962	#2 Kentucky	L, 80-87
Jan. 13, 1962	#7 Mississippi State*	W, 100-86
Jan. 8, 1962	#3 Kentucky*	L, 68-77
Feb. 27, 1960	#6 Georgia Tech*	W, 62-57
Jan. 16, 1960	#6 Georgia Tech	L, 66-74

1950s

Date	Rank - Opponent	Score
Feb. 18, 1959	#3 Kentucky	L, 71-83
Jan. 31, 1959	#9 Auburn*	L, 61-64
Jan. 12, 1959	#12 Mississippi State	L, 65-83
Jan. 6, 1959	#1 Kentucky*	W, 75-66
Jan. 3, 1959	#14 Tennessee	L, 60-65

Dec. 13, 1958	#18 SMU	L, 72-80
Feb. 17, 1958	#12 Kentucky	L, 61-65
Feb. 15, 1958	#15 Tennessee*	W, 83-70
Jan. 13, 1958	#14 Mississippi State*	W, 74-62
Jan. 6, 1958	#10 Kentucky*	L, 81-86
Dec. 28, 1957	#6 Maryland	L, 56-71
Feb. 18, 1957	#3 Kentucky	L, 78-80
Jan. 26, 1957	#5 Kentucky*	L, 83-91
Jan. 14, 1957	#19 Mississippi State	L, 62-63
Jan. 5, 1957	#12 Tennessee	W, 71-68
Feb. 20, 1956	#7 Kentucky	L, 55-76
Feb. 6, 1956	#12 Alabama	L, 61-88
Jan. 21, 1956	#4 Kentucky*	W, 81-73
Feb. 21, 1955	#2 Kentucky	L, 59-71
Feb. 19, 1955	#18 Tennessee*	W, 76-71
Feb. 7, 1955	#13 Alabama*	W, 78-57
Jan. 29, 1955	#1 Kentucky*	L, 71-75
Feb. 22, 1954	#2 Kentucky	L, 64-100
Feb. 15, 1954	#17 LSU*	L, 69-82
Jan. 30, 1954	#1 Kentucky*	L, 63-85
Jan. 5, 1953	#17 LSU	L, 61-74
Feb. 21, 1952	#1 Kentucky	L, 45-75
Jan. 28, 1952	#3 Kentucky*	L, 51-88
Dec. 22, 1951	#1 St. John's	L, 54-69
Mar. 3, 1951	#1 Kentucky#	W, 61-57
Feb. 19, 1951	#1 Kentucky	L, 57-89
Jan. 27, 1951	#1 Kentucky*	L, 49-74
Feb. 25, 1950	#5 Kentucky	L, 66-70
Jan. 30, 1950	#4 Kentucky*	L, 54-58

1940s

Date	Opponent	Score
Feb. 26, 1949	#1 Kentucky	L, 37-70
Feb. 21, 1949	#5 Tulane*	W, 56-54

*Home Game; #Neutral Site

ALL-TIME

Overall Record	95-242
Home Record	65-81
Road Record	20-144
Neutral Record	9-17

LAST TIME...

Last Home Win	Dec. 17, 2018 vs. #17 Arizona State
Last Road Win	Jan. 21, 2017 at #19 Florida
Last Neutral Win	Mar. 10, 2017 vs. #17 Florida
Last Win over Top 10	Feb. 4, 2016 vs. #8 Texas A&M
Last Win over Top 5	Mar. 11, 2012 vs. #1 Kentucky
Last Win over #1	Mar. 11, 2012 vs. #1 Kentucky

STREAKS

Longest Winning Streak	4 games (12/9/06-2/17/07)
Longest Losing Streak	14 games (1/22/97-1/9/99)

SCORING RECORDS

Points Scored

Career

	<u>Player, Seasons</u>	<u>Points</u>
1.	Shan Foster, 2005-08.....	2,011
2.	Jeffery Taylor, 2009-12.....	1,897
3.	Matt Freije, 2001-04.....	1,891
4.	Phil Cox, 1982-85.....	1,724
5.	Ronnie McMahan, 1992-95.....	1,719
6.	Mike Rhodes, 1978-81.....	1,699
7.	Clyde Lee, 1964-66.....	1,691
8.	Drew Maddux, 1995-98.....	1,689
9.	Charles Davis, 1977-81.....	1,675
10.	John Jenkins, 2010-12.....	1,660
11.	Jeff Fosnes, 1973-76.....	1,579
12.	Tom Hagan, 1967-69.....	1,514
13.	Barry Goheen, 1986-89.....	1,509
14.	Dan Langhi, 1997-2000.....	1,502
15.	Riley LaChance, 2014-18.....	1,476
16.	A.J. Ogilvy, 2007-10.....	1,468
17.	Scott Draud, 1987-91.....	1,466
18.	Bobby Thym, 1954-57.....	1,403
19.	Kevin Anglin, 1990-93.....	1,389
20.	Jeff Roberson, 2014-18.....	1,373
21.	Billy McCaffrey, 1993-94.....	1,359
22.	Butch Feher, 1973-76.....	1,345
23.	Terry Compton, 1972-74.....	1,326
24.	Frank Seckar, 1993-96.....	1,317
25.	Damian Jones, 2013-16.....	1,313
26.	Barry Booker, 1986-89.....	1,310
27.	Will Perdue, 1984-88.....	1,281
28.	Jeff Turner, 1981-84.....	1,271
29.	Jermaine Beal, 2006-10.....	1,253
30.	Brad Tinsley, 2009-12.....	1,252
31.	Matthew Fisher-Davis, 2014-18.....	1,219
32.	Thorpe Weber, 1969-71.....	1,209
33.	Al Rochelle, 1954-57.....	1,206
34.	Jim Henry, 1956-59.....	1,198
35.	Joe Ford, 1973-76.....	1,193
36.	Billy Joe Adcock, 1947-50.....	1,190
37.	Brett Burrow, 1983-86.....	1,149
38.	Babe Taylor, 1953-56.....	1,144
39.	Mario Moore, 2003-2006.....	1,137
40.	Luke Kornet, 2013-17.....	1,135
41.	Bruce Elder, 1991-93.....	1,086
42.	Bo Wyenandt, 1966-68.....	1,078
43.	Todd Milholland, 1989-92.....	1,053
44.	Dan Finch, 1952-54.....	1,045
45.	Sam Howard, 1999-2002.....	1,042
46.	Austin Bates, 1994-98.....	1,020
47.	Perry Wallace, 1968-70.....	1,010
48.	Alex Gordon, 2005-08.....	1,007

Career - Per Game

(Minimum 50 games)

	<u>Player, Seasons</u>	<u>G</u>	<u>FGM</u>	<u>FTM</u>	<u>TP</u>	<u>PPG</u>
1.	Clyde Lee, 1964-66.....	79	633	425	1691	21.4
2.	Billy McCaffrey, 1993-94.....	66	458	912	1359	20.6
3.	Tom Hagan, 1967-69.....	76	577	360	1514	19.9
4.	Jim Henry, 1957-59.....	68	425	348	1198	17.6
5.	John Jenkins, 2010-12.....	98	517	1103	1660	16.9
6.	Terry Compton, 1972-74.....	80	527	277	1331	16.6
7.	Mike Rhodes, 1978-81.....	103	683	333	1699	16.5
8.	A.J. Ogilvy, 2007-10.....	63	353	622	1026	16.3
9.	Al Rochelle, 1954-57.....	75	416	374	1206	16.1
10.	Dan Finch, 1952-54.....	65	356	333	1045	16.1
11.	Charles Davis, 1977-81.....	105	683	309	1675	16.0
12.	Bobby Thym, 1954-57.....	89	475	453	1403	15.8

Season

	<u>Player, Seasons</u>	<u>Points</u>
1.	Billy McCaffrey, 1992-93.....	699
2.	John Jenkins, 2011-12.....	696
3.	Shan Foster, 2007-08.....	691
4.	Dan Langhi, 1999-00.....	664
5.	Billy McCaffrey, 1993-94.....	660
6.	Clyde Lee, 1964-65.....	631
7.	John Jenkins, 2010-11.....	624
8.	Tom Hagan, 1968-69.....	608
9.	Matt Freije, 2003-04.....	607
10.	Will Perdue, 1986-87.....	592
11.	Clyde Lee, 1964-65.....	589
12.	Derrick Byars, 2006-07.....	577
13.	Jeff Fosnes, 1974-75.....	575
14.	Will Perdue, 1987-88.....	567

Season - Per Game

#	<u>Player, Seasons</u>	<u>G</u>	<u>FGM</u>	<u>FTM</u>	<u>TP</u>	<u>PPG</u>
1.	Tom Hagan, 1968-69.....	26	246	116	608	23.4
2.	Clyde Lee, 1965-66.....	26	218	153	589	22.6
3.	Clyde Lee, 1964-65.....	28	239	153	631	22.5
t4.	Dan Langhi, 1999-00.....	30	222	162	664	22.1
t4.	Jeff Fosnes, 1974-75.....	26	238	99	575	22.1
6.	Dan Finch, 1953-54.....	22	165	151	481	21.9
7.	Dan Finch, 1952-53.....	18	124	124	372	20.7
8.	Billy McCaffrey, 1993-94.....	32	217	476	660	20.6
9.	Billy McCaffrey, 1992-93.....	34	241	134	699	20.5
10.	Jim Henry, 1957-58.....	24	182	129	493	20.5

Single Game

#	<u>Player, Seasons</u>	<u>Points</u>
1.	Tom Hagan vs. Mississippi State, March 8, 1969.....	44
2.	Shan Foster vs. Mississippi State, March 5, 2008.....	42
2.	Bo Wyenandt vs. Alabama, Feb. 11, 1967.....	42
3.	Clyde Lee at Kentucky, Jan. 2, 1965.....	41
4.	Jim Henry vs. Sewanee, Dec. 2, 1957.....	40
t5.	Jeff Fosnes vs. Jacksonville, Dec. 21, 1974.....	39
t5.	Clyde Lee vs. Syracuse, Dec. 28, 1965.....	39
t5.	John Ed Miller vs. Duke, Dec. 11, 1963.....	39
t8.	Kevin Anglin vs. New Hampshire, Dec. 21, 1991.....	38
t8.	Kenny Campbell vs. Northwestern, Dec. 21, 1966.....	38
t10.	Phil Cox vs. Middle Tennessee, Dec. 3, 1984.....	37
t10.	Willie Jones vs. Alabama, Feb. 27, 1982.....	37
t10.	Al Rochelle at Florida, Feb. 25, 1956.....	37

SCORING RECORDS

YEARLY SCORING LEADERS

Year	Player	Pts	Avg.	Year	Player	Pts	Avg.
2019	Saben Lee, G	406	12.7	1961	Bill Depp, C	412	17.2
2018	Jeff Roberson	542	16.9	1960	Bill Johnson, G	356	15.5
2017	M. Fisher-Davis, G	472	13.9	1959	Jim Henry, G	414	18.8
2016	Wade Baldwin IV, G	466	14.1	1958	Jim Henry, G	493	20.5
2015	Damian Jones, C	506	14.5	1957	Al Rochelle, G	381	17.3
2014	Rod Odom, F	423	13.6	1956	Al Rochelle, G	421	18.3
2013	Kedren Johnson, G	444	13.5	1955	Al Rochelle, G	355	16.1
2012	John Jenkins, G	696	19.9	1954	Dan Finch, F	481	21.9
2011	John Jenkins, G	624	19.5	1953	Dan Finch, F	372	20.7
2010	Jermaine Beal, G	481	14.6	1952	Dave Kardokus, F	314	11.6
2009	A.J. Ogilvy, C	448	15.4	1951	Al Weiss, C	353	13.6
2008	Shan Foster, G/F	691	20.3	1950	Billy Joe Adcock, G/F	315	12.6
2007	Derrick Byars, G/F	577	17.0	1949	Billy Joe Adcock, F	339	15.4
2006	Shan Foster, G/F	477	15.9	1948	Billy Joe Adcock, F	376	17.1
2005	Mario Moore, G	459	13.5				
2004	Matt Freije, F	607	18.4				
2003	Matt Freije, F	520	17.9				
2002	Matt Freije, F	484	15.1				
2001	Chuck Moore, G	348	12.0				
2000	Dan Langhi, F	664	22.1				
1999	Dan Langhi, F	512	17.7				
1998	Drew Maddux, G	553	16.8				
1997	Pax Whitehead, F	481	15.5				
1996	Frank Seckar, G	523	16.3				
1995	Ronnie McMahan, G/F	511	18.3				
1994	Billy McCaffrey, G	660	20.6				
1993	Billy McCaffrey, G	699	20.6				
1992	Kevin Anglin, G/F	506	16.9				
1991	Scott Draud, G	456	15.2				
1990	Scott Draud, G	546	15.6				
1989	Frank Kornet, C/F	554	16.8				
1988	Will Perdue, C	567	18.3				
1987	Will Perdue, C	592	17.4				
1986	Brett Burrow, C	370	13.2				
1985	Phil Cox, G	445	16.5				
1984	Jeff Turner, F/C	486	16.8				
1983	Phil Cox, G	477	14.5				
1982	Willie Jones, C/F	442	15.8				
1981	Al Miller, G/F	423	14.6				
1980	Mike Rhodes, G	479	18.4				
1979	Charles Davis, F	502	18.6				
1978	Mike Rhodes, G	507	18.8				
1977	Charles Davis, F	399	15.3				
1976	Jeff Fosnes, F	482	17.9				
1975	Jeff Fosnes, F	575	22.1				
1974	Terry Compton, F	415	14.8				
1973	Terry Compton, F	461	17.7				
1972	Terry Compton, F	450	17.3				
1971	Thorpe Weber, F	439	16.9				
1970	Perry Wallace, F	461	17.7				
1969	Tom Hagan, G	608	23.4				
1968	Tom Hagan, G	463	19.2				
1967	Tom Hagan, G	443	17.0				
1966	Clyde Lee, C	589	22.6				
1965	Clyde Lee, C	631	22.5				
1964	Clyde Lee, C	471	18.8				
1963	Roger Schurig, G	387	16.8				
1962	John Russell, G	369	15.4				

Freshmen

By Points

Player, Season	Points
1. A.J. Ogilvy	578
2. Mike Rhodes, 1978	507
3. Riley LaChance, 2015	429
4. Al Miller, 1981	423
5. Charles Davis, 1977	399
6. Phil Cox, 1982	378
7. Jeffery Taylor, 2009	377
8. Aaron Nesmith, 2019	353
9. Simisola Shittu, 2019	350
10. Damian Jones, 2014	349

By Average

Player, Season	Avg.
1. Mike Rhodes, 1978	18.8
2. A.J. Ogilvy, 2008	17.0
3. Charles Davis, 1977	15.3
4. Al Miller, 1981	14.6
t5. Phil Cox, 1982	13.5
t5. Bobby Thym, 1954	13.5
7. Jimmy Cummings, 1953	12.4
8. Jeffery Taylor, 2009	12.2
9. Riley LaChance, 2015	12.3
10. Damian Jones, 2014	11.3

Sophomores

By Points

Player, Season	Points
1. John Jenkins, 2011	624
2. Damian Jones, 2015	506
3. Matt Freije, 2002	484
4. Shan Foster, 2006	477
5. Clyde Lee, 1965	471
6. Wade Baldwin IV, 2016	466
7. Terry Compton, 1972	450
8. A.J. Ogilvy, 2009	448
9. Drew Maddux, 1996	447
10. Tom Hagan, 1967	443

By Average

Player, Season	Avg.
1. John Jenkins, 2011	19.5
2. Clyde Lee, 1965	18.8
3. Terry Compton, 1972	17.3
4. Billy Joe Adcock, 1948	17.1
5. Tom Hagan, 1967	17.0
t6. Charles Davis, 1978	16.8
t6. Roger Schurig, 1963	16.8
8. Bill Ligon, 1972	16.7
9. Al Rochelle, 1955	16.1
10. Bobby Thym, 1955	16.0

Juniors

By Points

Player, Season	Points
1. Billy McCaffrey, 1993	699
2. John Jenkins, 2012	696
3. Clyde Lee, 1966	631
4. Will Perdue, 1987	592
5. Jeff Fosnes, 1975	575
6. Scott Draud, 1990	546
7. Butch Feher, 1975	533
8. Shan Foster, 2007	531
9. Matt Freije, 2003	520
10. Dan Langhi, 1999	512

By Average

Player, Season	Avg.
1. Clyde Lee, 1966	22.5
2. Jeff Fosnes, 1975	22.1
3. Dan Finch, 1953	20.7
4. Billy McCaffrey, 1993	20.6
t5. Butch Feher, 1975	20.5
t5. Jim Henry, 1958	20.5
7. John Jenkins, 2012	19.9
8. Tom Hagan, 1968	19.2
9. Charles Davis, 1979	18.6
10. Mike Rhodes, 1980	18.4

Seniors

By Points

Player, Season	Points
1. Shan Foster, 2008	691
2. Dan Langhi, 2000	664
3. Billy McCaffrey, 1994	660
4. Tom Hagan, 1969	608
5. Matt Freije, 2004	607
6. Clyde Lee, 1967	589
7. Jeffery Taylor, 2012	581
8. Derrick Byars, 2007	577
9. Will Perdue, 1988	567
10. Drew Maddux, 1998	553

By Average

Player, Season	Avg.
1. Tom Hagan, 1969	23.4
2. Clyde Lee, 1967	22.6
3. Dan Langhi, 2000	22.1
4. Dan Finch, 1954	21.9
5. Billy McCaffrey, 1994	20.6
6. Shan Foster, 2008	20.3
7. Jim Henry, 1959	18.8
8. Matt Freije, 2004	18.4
t9. Ronnie McMahan, 1995	18.3
t9. Will Perdue, 1988	18.3

SCORING RECORDS

30-Plus Point Scorers

Date	Player	Points
11/19/18	Darius Garland vs. Liberty	33
11/19/17	Matthew Fisher-Davis vs. USC	31
2/3/18	Jeff Roberson vs. Auburn	30
1/4/17	Matthew Fisher-Davis vs. Auburn	33
12/7/11	Jeffery Taylor vs. Davidson	30
2/12/11	John Jenkins vs. Kentucky	32
3/4/09	A.J. Ogilvy vs. LSU	33
3/5/08	Shan Foster vs. Mississippi State	42
2/26/08	Shan Foster vs. Tennessee	32
1/5/08	Shan Foster vs. UMass	32
2/28/07	Shan Foster vs. South Carolina	33
2/14/07	Derrick Byars vs. South Carolina	32
2/8/06	Shan Foster vs. Alabama	30
3/21/05	Mario Moore vs. Wichita State	31
3/5/05	Mario Moore vs. LSU	30
2/2/05	Alex Gordon vs. Tennessee	30
3/21/04	Matt Freije vs. North Carolina State	31
2/18/04	Matt Freije vs. Alabama	32
12/13/03	Matt Freije vs. Tennessee Tech	31
11/24/03	Matt Freije vs. Indiana	32
1/29/03	Matt Freije vs. Georgia	31
3/1/00	Dan Langhi vs. Georgia	32
2/26/00	Dan Langhi vs. Mississippi	33
1/15/00	Dan Langhi vs. Florida	31
1/12/00	Dan Langhi vs. Tennessee	31
12/18/99	Dan Langhi vs. Western Kentucky	30
2/21/99	Dan Langhi vs. Alabama	30
11/21/98	Dan Langhi vs. Notre Dame	33
1/14/98	Drew Maddux vs. Alabama	33
12/17/95	Frank Seckar vs. North Carolina A&T	30
11/21/95	Frank Seckar vs. Chaminade	30
2/11/95	Ronnie McMahan vs. Arkansas	34
1/25/95	Ronnie McMahan vs. Mississippi	33
3/30/94	Frank Seckar vs. Villanova	30
2/26/94	Billy McCaffrey vs. Florida	31
2/24/93	Billy McCaffrey vs. Georgia	35
2/26/92	Kevin Anglin vs. Georgia	32
12/29/91	Kevin Anglin vs. New Hampshire	38
2/18/90	Scott Draud vs. LSU	31
1/10/90	Scott Draud vs. Mississippi	30
12/29/87	Will Perdue vs. Cornell	31
3/21/87	Will Perdue vs. Southern Mississippi (NIT)	34
12/3/84	Phil Cox vs. Middle Tennessee	37
3/3/84	Jeff Turner vs. Mississippi	30
2/6/84	Phil Cox vs. Alabama	30
2/27/82	Willie Jones vs. Alabama	37
2/24/82	Willie Jones vs. Florida	32
11/28/81	Phil Cox vs. Duke	30
2/20/80	Mike Rhodes vs. Florida	30
1/19/80	Mike Rhodes vs. Kentucky	34
12/6/79	Mike Rhodes vs. Mississippi State	31
2/12/79	Mike Rhodes vs. Alabama	32
2/7/79	Charles Davis vs. Kentucky	31
12/28/77	Charles Davis vs. Richmond	31
12/22/77	Mike Rhodes vs. Virginia Tech	34
1/10/76	Butch Feher vs. Georgia	36

Date	Player	Points
12/6/76	Charles Davis vs. Michigan	31
12/6/76	Butch Feher vs. Holy Cross	35
12/21/74	Jeff Fosnes vs. Jacksonville	39
12/21/74	Butch Feher vs. Jacksonville	34
2/10/75	Butch Feher vs. LSU	31
1/18/75	Jeff Fosnes vs. Auburn	32
2/17/73	Terry Compton vs. LSU	33
3/9/72	Tom Arnholt vs. Mississippi State	33
2/19/72	Bill Ligon vs. LSU	31
2/12/72	Terry Compton vs. Georgia	35
12/8/70	Rod Freeman vs. Illinois	31
3/8/69	Tom Hagan vs. Mississippi State	44
2/17/69	Tom Hagan vs. LSU	31
12/21/68	Tom Hagan vs. Kansas State	34
12/14/68	Tom Hagan vs. Mississippi State	33
3/4/68	Kenny Campbell vs. LSU	31
12/2/67	Tom Hagan vs. SMU	34
2/20/67	Bo Wyenandt vs. Alabama	42
12/21/66	Kenny Campbell vs. Northwestern	38
2/19/66	Keith Thomas vs. Florida	30
1/15/66	Clyde Lee vs. Kentucky	30
1/4/66	Clyde Lee vs. Tulane	31
12/28/65	Clyde Lee vs. Syracuse	39
12/13/65	Clyde Lee vs. Wake Forest	32
12/30/65	Keith Thomas vs. Purdue	30
1/5/65	Clyde Lee vs. Kentucky	41
2/8/65	Clyde Lee vs. LSU	33
2/16/65	Clyde Lee vs. Kentucky	33
1/2/65	Clyde Lee vs. Tennessee	30
2/16/65	John Ed Miller vs. Kentucky	30
12/14/63	Roger Schurig vs. Arkansas	32
12/11/63	John Ed Miller vs. Duke	39
2/23/63	Roger Schurig vs. Florida	30
1/5/63	Roger Schurig vs. Tennessee	30
12/11/62	Roger Schurig vs. Duke	32
2/18/61	Bill Depp vs. Tennessee	31
12/2/57	Jim Henry vs. Sewanee	40
2/25/56	Al Rochelle vs. Florida	37
12/1/52	Dan Finch vs. Duke	30
2/14/49	Billy Joe Adcock vs. Mississippi State	36

MOST 30-PLUS POINTS SCORING GAMES

Player	Games
1. Clyde Lee (1964-66)	8
2. Dan Langhi (1997-2000)	7
t3. Shan Foster (2005-08)	5
t3. Matt Freije (2001-04)	5
t3. Mike Rhodes (1978-81)	5
t6. Butch Feher (1973-76)	4
t6. Roger Schurig (1963-65)	4

FG SHOOTING RECORDS

Field Goals Made

Career

<i>Player, Seasons</i>	<i>FGM</i>	<i>FGA</i>	<i>Pct.</i>
1. Shan Foster, 2005-08	699	1483	.471
t2. Charles Davis, 1977-81	683	1328	.514
t2. Mike Rhodes, 1978-81	683	1414	.483
4. Jeffery Taylor, 2009-12	665	1378	.483
5. Jeff Fosnes, 1973-76	651	1271	.512
6. Phil Cox, 1982-85	641	1320	.486
7. Clyde Lee, 1964-66	633	1383	.457
8. Matt Freije, 2003-04	632	1412	.448
9. Ronnie McMahan, 1992-95	566	1352	.418
10. Tom Hagan, 1967-69	577	1144	.504

Season

<i>Player, Season</i>	<i>FGM</i>	<i>FGA</i>	<i>Pct.</i>
1. Tom Hagan, 1968-69	246	480	.513
2. Shan Foster, 2007-08	242	463	.523
3. Billy McCaffrey, 1992-93	241	436	.553
4. Clyde Lee, 1964-65	239	516	.463
5. Jeff Fosnes, 1974-75	238	432	.551
6. Will Perdue, 1987-88	234	369	.634
7. Will Perdue, 1986-87	233	389	.599
8. Dan Langhi, 1999-00	222	465	.477
9. Frank Kornet, 1988-89	220	388	.567
10. Clyde Lee, 1965-66	218	457	.455

Field Goals Attempted

Career

<i>Player, Seasons</i>	<i>FGM</i>	<i>FGA</i>	<i>Pct.</i>
1. Shan Foster, 2005-08	699	1483	.471
2. Mike Rhodes, 1978-81	683	1414	.483
3. Matt Freije, 2003-04	632	1412	.448
4. Clyde Lee, 1964-66	633	1383	.457
5. Jeffery Taylor, 2009-12	665	1378	.483
6. Babe Taylor, 1953-56	478	1371	.349
7. Ronnie McMahan, 1992-95	566	1352	.418
8. Drew Maddux, 1994-98	571	1348	.424
9. Charles Davis, 1977-81	683	1328	.514
10. Phil Cox, 1982-85	641	1320	.486

Season

<i>Player, Season</i>	<i>FGM</i>	<i>FGA</i>	<i>Pct.</i>
1. Clyde Lee, 1964-65	239	516	.463
2. Tom Hagan, 1968-69	246	480	.513
3. Billy McCaffrey, 1993-94	217	476	.456
4. Dan Langhi, 1999-00	222	465	.477
5. Shan Foster, 2007-08	242	463	.523
6. John Jenkins, 2010-12	217	458	.474
7. Clyde Lee, 1965-66	218	457	.455
8. Derrick Byars, 2006-07	206	451	.457
9. Matt Freije, 2003-04	186	446	.415
10. Ronnie McMahan, 1994-95	165	439	.376

ANNUAL FIELD GOAL PERCENTAGE LEADERS

<i>Year</i>	<i>Player</i>	<i>FG</i>	<i>Pct.</i>	<i>Year</i>	<i>Player</i>	<i>FG</i>	<i>Pct.</i>
2019	Yanni Wetzell	68-137	.496	1983	James Williams, F	122-243	.502
2018	Jeff Roberson	164-343	.478	1982	Willie Jones, F/C	169-288	.587
2017	Nolan Cressler	107-208	.514	1981	Willie Jones, F/C	110-165	.667
2016	Damian Jones	184-312	.590	1980	Willie Jones, F/C	88-153	.575
2015	James Siakam, F	99-158	.627	1979	Charles Davis, F	203-352	.577
2014	James Siakam, F	76-129	.589	1978	Charles Davis, F	178-353	.504
2013	Sheldon Jeter, F	64-136	.471	1977	Greg Fuller, F	109-213	.512
2012	Festus Ezeli, C	89-165	.539	1976	Dicky Keffer, G	82-156	.526
2011	Festus Ezeli, C	151-257	.588	1975	Jeff Fosnes, F	238-432	.551
2010	A.J. Ogilvy, C	142-279	.509	1974	Lee Fowler, F	83-157	.529
2009	A.J. Ogilvy, C	152-280	.543	1973	Jeff Fosnes, F	69-129	.535
2008	A.J. Ogilvy, C	201-342	.588	1972	Terry Compton, F	173-319	.542
2007	Ross Neltner, F	117-221	.529	1971	Ralph Mayes, G	69-125	.552
2006	Julian Terrell, F	124-240	.517	1970	Perry Wallace, F	197-400	.493
2005	Jason Holwerda, G	91-147	.619	1969	Tom Hagan, G	246-480	.513
2004	Scott Hundley, G	81-162	.500	1968	Bob Bundy, C	108-171	.631
2003	Brian Thornton, F	129-245	.527	1967	Ken Gibbs, C	105-200	.525
2002	Brian Thornton, F	76-148	.514	1966	Keith Thomas, G	196-382	.513
2001	Greg LaPointe, C	125-225	.556	1965	Wayne Calvert, G	56-104	.538
2000	Atiba Prater, G	82-167	.491	1964	Keith Thomas, G	62-122	.508
1999	Greg LaPointe, C	84-166	.506	1963	Roger Schurig, G	150-345	.435
1998	Billy Di Spaltro, F	108-205	.527	1962	Bob Scott, F/C	122-291	.419
1997	Billy Di Spaltro, F	111-212	.524	1961	Don Ringstaff, F	90-196	.459
1996	Billy Di Spaltro, F	75-127	.591	1960	Bill Depp, C	116-277	.419
1995	Chris Woods, C	61-122	.500	1959	Jim Henry, G	148-309	.479
1994	Chris Lawson, C	140-270	.519	1958	Hub Houglund, F	113-237	.477
1993	Bruce Elder, F	142-239	.594	1957	Jim Henry, G	95-212	.448
1992	Todd Milholland, C	140-260	.539	1956	Al Rochelle, G	134-345	.388
1991	Steve Grant, F	86-138	.623	1955	Al Rochelle, G	119-309	.385
1990	Steve Grant, F	80-118	.678	1954	Bobby Thym, F	110-276	.399
1989	Frank Kornet, F/C	220-388	.567	1953	George Nordhaus, C	63-161	.391
1988	Will Perdue, C	234-369	.634	1952	Dan Finch, F	67-193	.351
1987	Will Perdue, C	233-389	.599	1951	Al Weiss, C	132-365	.362
1986	Barry Goheen, G	91-168	.542	1950	George Kelley, F/C	82-234	.350
1985	Brett Burrow, C	137-265	.517	1949	Haworth Parks, F	43-124	.339
1984	Jeff Turner, F/C	200-375	.533				

Field Goals Percentage

Career (Minimum 400 FGA)

<i>Player, Seasons</i>	<i>FGM</i>	<i>FGA</i>	<i>Pct.</i>
1. Will Perdue, 1984, 1986-88	519	856	.606
2. Willie Jones, 1980-82	367	606	.605
3. Damian Jones, 2013-2016	508	897	.566
4. Festus Ezeli, 2008-12	330	587	.562
5. A.J. Ogilvy, 2007-10	495	901	.549
6. Bob Bundy, 1967-69	220	402	.547
7. Frank Kornet, 1986-89	377	706	.534
8. Billy Di Spaltro, 1994-98	304	572	.531
9. Todd Milholland, 1989-1992	412	789	.522
10. Keith Thomas, 1964-66	401	777	.516

Season (Minimum 100 FGA)

<i>Player, Season</i>	<i>FGM</i>	<i>FGA</i>	<i>Pct.</i>
1. Steve Grant, 1989-90	80	118	.678
2. Willie Jones, 1980-81	110	165	.667
3. Will Perdue, 1987-88	234	369	.634
4. Bob Bundy, 1967-68	108	171	.632
5. James Siakam, 2014-15	99	158	.627
6. Steve Grant, 1990-91	86	138	.623
7. Jason Holwerda, 2004-05	91	147	.619
8. Will Perdue, 1986-87	233	389	.599
9. Bruce Elder, 1992-93	142	239	.594
10. Billy Di Spaltro, 1995-96	75	127	.591

3-PT FG SHOOTING RECORDS

3-Point Field Goals Made

Career

Player, Seasons	3FGM	3FGA	Pct.
1. Shan Foster, 2005-08	367	872	.421
2. John Jenkins, 2010-12	306	699	.438
3. Ronnie McMahan, 1992-95	296	774	.382
4. Scott Draud, 1987-88, 90-91	288	657	.438
5. Frank Seckar, 1993-96	278	675	.419
6. Matthew Fisher-Davis, 2015-18	269	685	.393
7. Sam Howard, 1998-2002	238	653	.364
8. Barry Booker, 1986-89	246	535	.460
9. Drew Maddux, 1994-98	226	641	.353
10. Mario Moore, 2003-06	197	559	.352

Season

Player, Season	3FGM	3FGA	Pct.
t1. Shan Foster, 2007-08	134	286	.469
t1. John Jenkins, 2011-12	134	305	.439
3. Frank Seckar, 1995-96	103	272	.379
4. Scott Draud, 1990-91	101	225	.449
5. John Jenkins, 2010-11	100	245	.408
t6. Scott Draud, 1989-90	90	208	.433
t6. Shan Foster, 2005-06	90	217	.415
t8. Barry Booker, 1988-89	87	194	.449
t8. Ronnie McMahan, 1993-94	87	228	.382
10. Brendan Plavich, 2001-02	86	195	.441

3-Point Field Goals Attempted

Career

Player, Seasons	3FGM	3FGA	Pct.
1. Shan Foster, 2005-08	367	872	.421
2. Ronnie McMahan, 1992-95	296	774	.382
3. John Jenkins, 2010-12	306	699	.438
4. Matthew Fisher-Davis, 2015-18	269	685	.393
5. Frank Seckar, 1993-96	278	675	.419
6. Scott Draud, 1987-88, 90-91	288	657	.438
7. Sam Howard, 1998-2002	238	653	.364
8. Drew Maddux, 1994-98	226	641	.353
9. Mario Moore, 2003-2006	197	559	.352
10. Matt Freije, 2000-04	183	515	.355

Season

Player, Season	3FGM	3FGA	Pct.
t1. John Jenkins, 2011-12	134	305	.439
t1. Shan Foster, 2007-08	134	286	.469
3. Frank Seckar, 1995-96	103	272	.379
4. John Jenkins, 2010-11	100	245	.408
5. Ronnie McMahan, 1993-94	87	228	.382
6. Matthew Fisher-Davis, 2016-17	84	226	.372
7. Scott Draud, 1990-91	101	225	.449
8. Ronnie McMahan, 1994-95	78	222	.351
9. Rod Odom, 2013-14	85	221	.385
10. Drew Maddux, 1997-98	79	217	.364

Annual Field Goal Percentage Leaders

Leaders Determined by 3-Point Field Goals Made

Year	Name	3FG	Att	Pct.
2019	Aaron Nesmith, G	59	175	.337
2018	Riley LaChance, G	81	194	.418
2017	Riley LaChance, G	70	144	.486
2016	Matthew Fisher-Davis, G	79	177	.446
2015	Matthew Fisher-Davis, G	71	177	.401
2014	Rod Odom, F	85	221	.385
2013	Kevin Bright, G	54	133	.406
2012	John Jenkins, G	134	305	.439
2011	John Jenkins, G	100	245	.408
2010	Jermaine Beal, G	72	190	.379
2010	John Jenkins, G	72	149	.423
2009	Brad Tinsley, G	69	168	.411
2008	Shan Foster, G/F	134	286	.469
2007	Dan Cage, G	80	181	.442
2006	Shan Foster, G/F	90	217	.415
2005	Mario Moore, G	77	193	.399
2004	Mario Moore, G	66	182	.363
2003	Matt Freije, F	65	185	.351
2002	Brendan Plavich, G	86	195	.443
2001	Chuck Moore, G	55	157	.350
2000	Sam Howard, G	78	216	.361
1999	Sam Howard, G	58	158	.367
1998	Drew Maddux, G	79	217	.364
1997	Pax Whitehead, F	67	186	.360
1996	Frank Seckar, G	103	272	.379
1995	Frank Seckar, G	83	195	.426
1994	Ronnie McMahan, G	87	228	.382
1993	Billy McCaffrey, G	83	162	.512
1992	Ronnie McMahan, G	58	157	.369
1991	Scott Draud, G	101	225	.449
1990	Scott Draud, G	90	208	.433
1989	Barry Booker, G	87	194	.448
1988	Barry Booker, G	74	171	.433
1987	Barry Booker, G	85	170	.500

3-Point Field Goal Percentage

Career (Min. 30 3FGA)

Player, Seasons	3FGM	3FGA	Pct.
1. Barry Booker, 1986-89	246	535	.460
2. Billy McCaffrey, 1993-94	141	316	.446
t3. Scott Draud, 1987-88, 90-91	288	657	.438
t3. John Jenkins, 2010-12	306	699	.438
5. Dan Cage, 2004-07	164	385	.426
6. Aaron Beth, 1991-94	38	90	.422
7. Shan Foster, 2005-08	367	872	.421
8. Derrick Wilcox, 1987-90	114	271	.421
9. Frank Seckar, 1993-96	278	675	.419
10. Barry Goheen, 1986-89	118	282	.418

Season (Min. 30 3FGA)

Player, Season	3FGM	3FGA	Pct.
1. Billy McCaffrey, 1992-93	83	162	.512
2. Barry Booker, 1986-87	85	170	.500
3. Riley LaChance, 2016-17	70	144	.486
4. John Jenkins, 2009-10	72	149	.483
5. Rick Jones, 1999-00	41	85	.482
6. Aaron Beth, 1991-92	26	55	.473
7. Shan Foster, 2007-08	134	286	.469
8. Derrick Wilcox, 1989-90	56	120	.467
9. Derrick Wilcox, 1987-88	18	39	.462
t10. Dawid Przybyszewski, 2003-04	51	112	.455
t10. Jeff Roberson, 2014-15	15	33	.455

FT SHOOTING RECORDS

Free Throws Made

Career

Player, Seasons	FTM	FTA	Pct.
1. A.J. Ogilvy, 2007-10	471	641	.735
2. Bobby Thym, 1954-57	453	675	.671
3. Jeffery Taylor, 2009-2012	452	652	.693
4. Matt Freije, 2001-04	444	565	.786
4. Phil Cox, 1982-85	442	513	.862
6. Clyde Lee, 1964-66	425	610	.697
7. Kevin Anglin, 1990-93	415	549	.756
8. Al Rochelle, 1954-57	374	498	.751
9. Jeff Roberson, 2015-18	373	465	.802
10. Tom Hagan, 1967-69	360	432	.833

Season

Player, Season	FTM	FTA	Pct.
1. A.J. Ogilvy, 2007-08	176	229	.769
2. Matt Freije, 2003-04	175	222	.788
3. Billy McCaffrey, 1993-94	168	189	.889
4. Dan Langhi, 1999-00	162	186	.871
5. Billy Di Spaltro, 1996-97	160	208	.769
6. A.J. Ogilvy, 2009-10	158	216	.731
t7. Wade Baldwin IV, 2015-16	155	194	.799
t7. Kevin Anglin, 1991-92	155	207	.749
t9. Al Rochelle, 1955-56	153	204	.750
t9. Clyde Lee, 1964-65	153	228	.671
t9. Clyde Lee, 1965-66	153	206	.742

Free Throws Attempted

Career

Player, Seasons	FTM	FTA	Pct.
1. Bobby Thym, 1954-57	453	675	.671
2. Jeffery Taylor, 2009-2012	452	652	.693
3. A.J. Ogilvy, 2007-10	471	641	.735
4. Clyde Lee, 1964-66	425	610	.697
5. Matt Freije, 2000-04	444	565	.786
6. Kevin Anglin, 1989-93	415	549	.756
7. Damian Jones, 2013-16	286	524	.565
8. Phil Cox, 1982-85	442	513	.862
9. Al Rochelle, 1954-57	374	498	.751
10. Dan Finch, 1952-54	333	490	.680

Season

Player, Season	FTM	FTA	Pct.
1. A.J. Ogilvy, 2007-08	176	229	.769
2. Clyde Lee, 1964-65	153	228	.671
t3. Matt Freije, 2003-04	175	222	.788
t3. Damian Jones, 2014-15	133	222	.599
5. Festus Ezeli, 2010-11	140	216	.648
6. A.J. Ogilvy, 2009-10	158	216	.731
7. Dan Finch, 1953-54	151	211	.716
8. Billy Di Spaltro, 1996-97	160	208	.769
9. Kevin Anglin, 1991-92	155	207	.749
10. Clyde Lee, 1965-66	153	206	.742

ANNUAL FT PERCENTAGE LEADERS (Min. 50 attempts)

Year	Player	FT-A	Pct.	Year	Player	FT-A	Pct.
2019	Aaron Nesmith	66-80	.825	1983	Phil Cox, G	113-126	.897
2018	Jeff Roberson	152-178	.854	1982	Phil Cox, G	126-145	.869
2017	Riley LaChance	68-78	.872	1981	Mike Rhodes, G/F	69-84	.821
2016	Jeff Roberson	85-102	.833	1980	Mike Rhodes, G/F	89-110	.809
2015	Riley LaChance	69-79	.873	1979	Mike Rhodes, G/F	72-87	.827
2014	Rod Odom	66-92	.717	1978	Tommy Springer, G	51-61	.836
2013	Kedren Johnson	99-137	.723	1977	Dicky Keffer, G	66-81	.815
2012	Brad Tinsley	59-69	.855	1976	Joe Ford, G	102-126	.817
2011	John Jenkins	144-161	.894	1975	Joe Ford, G	94-112	.839
2010	Jermaine Beal	93-116	.802	1974	Terry Compton, F	89-102	.873
2009	Brad Tinsley	56-68	.824	1973	Lee Fowler, F	51-67	.761
2008	Ross Neltner, F	61-77	.792	1972	Tom Arnholt, G	81-91	.890
2007	Dan Cage, G	70-80	.875	1971	Rudy Thacker, G	56-61	.918
2006	Shan Foster, G/F	63-83	.759	1970	Ralph Mayes, G	48-59	.814
2005	Mario Moore, G	72-89	.809	1969	Rudy Thacker, G	64-72	.889
2004	Scott Hundley, G	46-58	.793	1968	Tom Hagan, G	141-167	.844
2003	Matt Freije, F	99-124	.798	1967	Jerry Southwood, G	61-77	.792
2002	Chuck Moore, G	78-96	.813	1966	Keith Thomas, G	78-98	.796
2001	Chuck Moore, G	63-79	.797	1965	Keith Thomas, G	56-65	.862
2000	Dan Langhi, F	162-186	.871	1964	John Ed Miller, G	119-148	.804
1999	Dan Langhi, F	141-167	.844	1963	Roger Schurig, G	87-109	.799
1998	Billy Di Spaltro, F	87-107	.813	1962	Bobby Bland, G	52-64	.813
1997	Billy Di Spaltro, F	160-208	.769	1961	Don Ringstaff, F	96-127	.756
1996	Drew Maddux, G	81-106	.764	1960	Bill Johnson, G	80-101	.792
1995	Drew Maddux, G	51-59	.864	1959	Jim Henry, G	118-150	.787
1994	Billy McCaffrey, G	168-189	.889	1958	Jimmy French, G	51-61	.836
1993	Billy McCaffrey, G	134-154	.870	1957	Al Rochelle, G	75-96	.781
1992	Todd Milholland, C	61-75	.813	1956	Al Rochelle, G	153-204	.750
1991	Scott Draud, G	63-72	.875	1955	Al Rochelle, G	117-157	.745
1990	Scott Draud, G	100-115	.870	1954	Babe Taylor, G	62-74	.838
1989	Eric Reid, F	103-133	.774	1953	George Nordhaus, C	84-123	.683
1988	Barry Goheen, G	86-112	.768	1952	Bob Dudley Smith, F	54-76	.711
1987	Barry Goheen, G	114-136	.838	1951	Bob Dudley Smith, F	87-121	.719
1986	Barry Goheen, G	44-52	.846	1950	Bob Dudley Smith, F	42-53	.792
1985	Phil Cox, G	111-127	.874	1949	George Kelley, F	94-143	.657
1984	Jeff Turner, F/C	86-102	.843				

Free Throw Percentage

Career (Minimum 150 FTA)

Player, Seasons	FTM	FTA	Pct.
1. Billy McCaffrey, 1993-94	302	343	.880
2. Rudy Thacker, 1969-71	152	173	.879
3. Phil Cox, 1982-85	442	513	.862
4. John Jenkins, 2010-12	320	374	.856
5. Scott Draud, 1987-88, 90-91	232	276	.841
6. Brad Tinsley, 2009-12	243	290	.838
7. Riley LaChance, 2015-18	220	264	.833
7. Tom Hagan, 1967-69	360	432	.833
9. Dan Langhi, 1996-00	394	474	.831
10. Tom Arnholt, 1970-72	253	305	.830

Season (Minimum 50 FTA)

Player, Season	FTM	FTA	Pct.
1. Rudy Thacker, 1970-71	56	61	.918
2. Phil Cox, 1982-83	113	126	.897
3. John Jenkins, 2010-11	144	161	.894
4. Tom Arnholt, 1971-72	81	91	.890
5. Billy McCaffrey, 1993-94	168	189	.889
6. Rudy Thacker, 1968-69	64	72	.889
t7. Scott Draud, 1990-91	63	72	.875
t7. Dan Cage, 2006-07	70	80	.875
9. Phil Cox, 1984-85	111	127	.874
t10. Terry Compton, 1973-74	89	102	.873

REBOUNDING RECORDS

Rebounds

Career

<u>Player, Seasons</u>	<u>G</u>	<u>Reb</u>	<u>RPG</u>
1. Clyde Lee, 1964-66	79	1223	15.5
2. Perry Wallace, 1968-70	78	894	11.5
3. Bobby Thym, 1954-57	89	872	9.8
4. Bob "Snake" Grace, 1963-65	76	837	11.0
5. Charley Harrison, 1953-56	79	802	10.2
6. Jeffery Taylor, 2009-12	134	752	5.6
7. Jeff Roberson, 2015-18	132	755	5.7
8. Bill Depp, 1959-61	71	747	10.5
9. Will Perdue, 1983-88	104	708	6.8
10. Thorpe Weber, 1969-71	78	673	8.6

Per Game/Career (Minimum 50 games)

<u>Player, Years</u>	<u>G</u>	<u>Reb</u>	<u>RPG</u>
1. Clyde Lee, 1964-66	79	1223	15.5
2. Perry Wallace, 1968-70	78	894	11.5
3. Bob "Snake" Grace, 1963-65	76	837	11.0
4. Bill Depp, 1959-61	71	747	10.5
5. Charley Harrison, 1953-56	79	802	10.2
6. Bobby Thym, 1954-57	89	872	9.8
7. Ben Rowan, 1958-60	69	666	9.7
8. Dan Finch, 1952-54	65	618	9.5
t9. Thorpe Weber, 1969-71	78	673	8.6
t9. Jo Gibbs, 1954-57	69	593	8.6

Season

<u>Player, Season</u>	<u>G</u>	<u>Reb</u>	<u>RPG</u>
1. Clyde Lee, 1964-65	28	420	15.0
2. Clyde Lee, 1965-66	26	412	15.8
3. Clyde Lee, 1963-64	25	391	15.6
4. Perry Wallace, 1969-70	26	350	13.5
5. Charley Harrison, 1955-56	22	315	14.3
6. Will Perdue, 1987-88	31	314	10.1
7. Bill Depp, 1960-61	24	309	12.9
8. Bob "Snake" Grace, 1962-63	23	308	13.4
9. Charley Harrison, 1954-55	22	284	12.9
10. Jo Gibbs, 1956-57	22	274	12.5

Per Game/Season

<u>Player, Season</u>	<u>G</u>	<u>Reb</u>	<u>RPG</u>
1. Clyde Lee, 1965-66	26	412	15.8
2. Clyde Lee, 1963-64	25	391	15.6
3. Clyde Lee, 1964-65	28	420	15.0
4. Charley Harrison, 1955-56	22	315	14.3
5. Dan Finch, 1952-53	18	247	13.7
6. Perry Wallace, 1969-70	26	350	13.5
7. Bob "Snake" Grace, 1962-63	23	308	13.4
t8. Charley Harrison, 1954-55	22	284	12.9
t8. Bill Depp, 1960-61	24	309	12.9
10. Jo Gibbs, 1956-57	22	274	12.5

ANNUAL REBOUNDING LEADERS

<u>Year</u>	<u>Player</u>	<u>Reb.</u>	<u>Year</u>	<u>Player</u>	<u>Reb.</u>
2019	Simisola Shittu	6.7	1984	Jeff Turner, F-C	7.3
2018	Jeff Roberson, F	7.1	1983	Ted Young, C-F	6.7
2017	Jeff Roberson, F	7.0	1982	Willie Jones, C-F	6.4
2016	Luke Kornet, C	7.3	1981	Charles Davis, F	5.8
2015	Damian Jones, C	6.5	1980	Ted Young, F	5.9
2014	Damian Jones, C	5.7	1979	Charles Davis, F	8.6
2013	Kevin Bright, G	5.5	1978	Charles Davis, F	7.1
2012	Lance Goulbourne, F	6.9	1977	Charles Davis, F	7.0
2011	Lance Goulbourne, F	7.3	1976	Butch Feher, G	7.7
2010	A.J. Ogilvy, C	6.2	1975	Jeff Fosnes, F	9.0
2009	A.J. Ogilvy, C	7.1	1974	Jan van Breda Kolff, G	9.7
2008	A.J. Ogilvy, C	6.7	1973	Steve Turner, C	7.8
2007	Ross Neltner, F	5.7	1972	Ray Maddux, C	10.7
2006	Julian Terrell, F	7.2	1971	Thorpe Weber, F	9.7
2005	Julian Terrell, F	5.1	1970	Perry Wallace, F	13.5
2004	Matt Freije, F	5.4	1969	Perry Wallace, F	10.5
2003	Brian Thornton, F	5.7	1968	Perry Wallace, F	10.4
2002	Matt Freije, F	5.1	1967	Bob Warren, F	8.4
2001	Anthony Williams, F	7.9	1966	Clyde Lee, C	15.8
2000	Anthony Williams, F	6.4	1965	Clyde Lee, C	15.0
1999	Dan Langhi, F	7.3	1964	Clyde Lee, C	15.6
1998	Billy Di Spaltro, F	5.7	1963	Bob Grace, C	13.4
1997	Billy Di Spaltro, F	6.3	1962	Ron Griffiths, C	10.3
1996	Malik Evans, F	6.5	1961	Bill Deep, C	12.9
1995	Bryan Milburn, F	6.3	1960	Ben Rowan, F	11.3
1994	Chris Lawson, C	6.8	1959	Ben Rowan, F	10.7
1993	Bruce Elder, F	6.1	1958	Don Hinton, F-C	8.9
1992	Dan Hall, F	5.9	1957	Hobby Gibbs, F	12.5
1991	Bruce Elder, F	5.9	1956	Charley Harrison, C	14.3
1990	Eric Reid, F	5.8	1955	Charley Harrison, C	12.9
1989	Frank Kornet, C-F	7.1	1954	Dan Finch, F	11.3
1988	Will Perdue, C	10.1	1953	Dan Finch	13.7
1987	Will Perdue, C	8.7	1952	Dave Kardokus	8.4
1986	Brett Burrow, C	5.8			
1985	Brett Burrow, C	8.0			

Rebounding Average Leaders By Class

Freshmen

<u>RPG</u>	<u>Player</u>	<u>Year</u>
1. 9.6	Jimmy Cummings	1953
2. 9.1	Bobby Thym	1954
3. 7.0	Charles Davis	1977
t4. 6.7	Simisola Shittu	2019
t4. 6.7	A.J. Ogilvy	2008
6. 6.2	Jeffery Taylor	2009
7. 5.9	Ted Young	1980
8. 5.7	Damian Jones	2014
t9. 5.5	Kevin Bright	2013
t9. 5.5	Aaron Nesmith	2019

Juniors

<u>RPG</u>	<u>Player</u>	<u>Year</u>
1. 15.0	Clyde Lee	1965
2. 13.7	Dan Finch	1953
3. 12.9	Charley Harrison	1955
4. 12.0	Jo Gibbs	1956
5. 10.8	Bob Grace	1964
t6. 10.7	Ray Maddux	1972
t6. 10.7	Ben Rowan	1959
t8. 10.5	Perry Wallace	1969
t8. 10.5	Bobby Thym	1956
10. 10.3	Ron Griffiths	1962

Sophomores

<u>RPG</u>	<u>Player</u>	<u>Year</u>
1. 15.6	Clyde Lee	1964
2. 13.4	Bob Grace	1963
3. 10.4	Perry Wallace	1968
4. 10.3	Bobby Thym	1955
5. 9.9	George Nordhaus	1953
6. 9.0	Bill Depp	1959
7. 8.9	Bill Feix	1952
8. 8.8	Jack Pirrie	1958
9. 8.5	Don Hinton	1957
10. 8.2	Thorpe Weber	1969

Seniors

<u>RPG</u>	<u>Player</u>	<u>Year</u>
1. 15.8	Clyde Lee	1966
2. 14.3	Charley Harrison	1956
3. 13.5	Perry Wallace	1970
4. 12.9	Bill Depp	1961
5. 12.5	Hobby Gibbs	1957
6. 11.4	Dave Kardokus	1952
t7. 11.3	Ben Rowan	1960
t7. 11.3	Dan Finch	1954
9. 10.6	Larry Banks	1961
10. 10.1	Will Perdue	1988

ASSIST RECORDS

Assists

In a Career (Kept since 1968-69)

Player, Seasons	G	A	APG
1. Atiba Prater, 1996-00	115	517	4.50
2. Brad Tinsley, 2009-12	134	482	3.59
3. Frank Seckar, 1993-96	126	455	3.61
4. Kevin Anglin, 1990-93	129	435	3.37
5. Jan van Breda Kolff, 1972-74	80	430	5.38
6. Riley LaChance, 2014-18	135	423	3.13
6. Derrick Wilcox, 1987-90	128	423	3.30
8. Jermaine Beal, 2007-10	132	421	3.19
9. Drew Maddux, 1994-98	123	394	3.20
10. Russell Lakey, 2000-04	111	369	3.32

Per Game/Career

(Kept since 1968-69, min. 50 games)

Player, Seasons	G	A	APG
1. Jan van Breda Kolff, 1972-74	80	430	5.38
2. Wade Baldwin IV, 2015-16	68	327	4.81
3. Atiba Prater, 1996-00	115	517	4.50
4. Billy McCaffrey, 1993-94	66	257	3.89
5. Frank Seckar, 1993-96	126	455	3.61
6. Brad Tinsley, 2009-12	134	482	3.59
7. Dicky Keffer, 1975-77	79	276	3.53
8. Saben Lee, 2018-present	64	221	3.45
9. Kevin Anglin, 1990-93	129	435	3.37
10. Russell Lakey, 2000-04	111	369	3.32

Season (Since 1968-69, min. 15 games)

Player, Season	G	A	APG
1. Atiba Prater, 1999-00	30	180	6.0
2. Frank Seckar, 1995-96	32	176	5.5
3. Derrick Wilcox, 1988-89	33	173	5.2
4. Wade Baldwin IV, 2015-16	33	172	5.2
t5. Jermaine Beal, 2007-08	34	158	4.5
t5. Derrick Wilcox, 1989-90	35	158	4.5
7. Wade Baldwin IV, 2014-15	35	155	4.4
8. Brad Tinsley, 2010-11	34	155	4.6
9. Atiba Prater, 1997-98	30	152	5.1
t10. Brad Tinsley, 2011-12	36	147	4.1
t10. Jan van Breda Kolff, 1972-73	26	147	5.7

Per Game/Season

(Since 1968-69, min. 20 games)

Player, Season	G	A	APG
1. Atiba Prater, 1999-00	30	180	6.0
2. Jan van Breda Kolff, 1972-73	26	147	5.7
t3. Frank Seckar, 1995-96	32	175	5.5
t3. Jan van Breda Kolff, 1971-72	26	142	5.5
5. Derrick Wilcox, 1988-89	33	173	5.2
6. Wade Baldwin IV, 2015-16	33	172	5.2
7. Atiba Prater, 1997-98	30	152	5.1
8. Jan van Breda Kolff, 1973-74	28	141	5.0
9. Jermaine Beal, 2007-08	34	158	4.6
10. Brad Tinsley, 2010-11	34	155	4.6

ANNUAL ASSIST LEADERS

Year	Player	Ast.	Year	Player	Ast.
2019	Saben Lee, G	3.8	1995	Frank Seckar, G	4.1
2018	Riley LaChance, G	3.2	1994	Billy McCaffrey, G	4.2
2017	Riley LaChance, G	3.9	1993	Billy McCaffrey, G	3.6
2016	Wade Baldwin IV, G	5.2	1991	Kevin Anglin, G	4.1
2015	Wade Baldwin IV, G	4.4	1990	Derrick Wilcox, G	4.5
2014	Kyle Fuller	4.2	1989	Derrick Wilcox, G	5.2
2013	Kedren Johnson, G	3.6	1988	Barry Goheen, G	2.9
2012	Brad Tinsley, G	4.1	1987	Barry Booker, G	2.7
2011	Brad Tinsley, G	4.6	1986	Darrell Dulaney, G	3.4
2010	Jermaine Beal, G	3.1	1985	Darrell Dulaney, G	3.6
2009	Jermaine Beal, G	3.2	1984	Al McKinney, G	3.2
2008	Jermaine Beal, G	4.6	1983	Al McKinney, G	3.4
2007	Derrick Byars, G/F	3.4	1982	Al McKinney, G	3.2
2006	Derrick Byars, G/F	3.2	1981	Jimmy Gray, G	3.9
2005	Mario Moore, G	3.7	1980	Tommy Springer, G	3.3
2004	Russell Lakey, G	3.9	1979	Tommy Springer, G	4.3
2003	Russell Lakey, G	3.4	1978	Mark Elliott, G	3.2
2002	Brendan Plavich, G	3.2	1977	Mark Elliott, G	3.4
2001	Russell Lakey, G	3.1	1976	Dicky Keffer, G	4.0
2000	Atiba Prater, G	6.0	1975	Dicky Keffer, G	3.8
1999	Atiba Prater, G	3.4	1974	Jan van Breda Kolff, G/F	5.0
1998	Atiba Prater, G	4.1	1973	Jan van Breda Kolff, G/F	5.7
1997	Drew Maddux, G	3.7	1972	Jan van Breda Kolff, G/F	5.5
1996	Frank Seckar, G	5.5	1971	Rudy Thacker, G	3.1

Assist Leaders By Class

Freshmen

#	A	Player	Year
1.	155	Wade Baldwin IV	2015
t2.	103	Atiba Prater	1997
t2.	103	Shelton Mitchell	2015
4.	102	Riley LaChance	2015
5.	99	Saben Lee	2018
6.	99	Dicky Keffer	1975
7.	95	Keegan Bell	2008
8.	94	Russell Lakey	2001
9.	89	Mark Elliott	1977
10.	88	Kevin Anglin	1990

Juniors

#	A	Player	Year
1.	173	Derrick Wilcox	1989
2.	155	Brad Tinsley	2011
3.	147	J. van Breda Kolff	1973
4.	137	Riley LaChance	2017
5.	126	Mario Moore	2005
6.	124	Billy McCaffrey	1993
7.	117	Tommy Springer	1979
8.	116	Drew Maddux	1996
t9.	114	Frank Seckar	1995
t9.	114	Kevin Anglin	1992

Sophomores

#	A	Player	Year
1.	172	Wade Baldwin IV	2016
2.	158	Jermaine Beal	2008
3.	155	Atiba Prater	1998
4.	142	J. van Breda Kolff	1972
5.	124	Kevin Anglin	1991
6.	122	Saben Lee	2019
7.	119	Kedren Johnson	2013
8.	110	Frank Seckar	1994
9.	109	Dicky Keffer	1976
10.	102	Brendan Plavich	2002

Seniors

#	A	Player	Year
1.	180	Atiba Prater	2000
2.	176	Frank Seckar	1996
3.	158	Derrick Wilcox	1990
4.	147	Brad Tinsley	2012
5.	141	J. van Breda Kolff	1974
6.	134	Drew Maddux	1998
7.	133	Billy McCaffrey	1994
8.	130	Barry Goheen	1989
8.	130	Kyle Fuller	2014
10.	128	Russell Lakey	2004

STEAL & BLOCK RECORDS

Steals

Career (Since 1979-80, min. 50 games)

Player, Seasons	G	S	SPG
t1. Drew Maddux, 1994-98	123	214	1.74
t1. Frank Seckar, 1993-96	126	214	1.70
3. Atiba Prater, 1996-00	115	211	1.83
4. James Strong, 1996-00	120	209	1.74
5. Kevin Anglin, 1990-93	129	192	1.49
6. Russell Lakey, 2000-04	111	169	1.52
7. Ronnie McMahan, 1992-95	124	157	1.27
8. Jeffery Taylor, 2009-12	134	146	1.09
9. Jason Holwerda, 2002-05	128	138	1.08
10. Jermaine Beal, 2007-10	132	128	0.97

Per Game/Career (Since 1979-80, min. 50 games)

Player, Seasons	G	S	SPG
1. Atiba Prater, 1996-00	115	211	1.83
t2. Drew Maddux, 1995-98	123	214	1.74
t2. James Strong, 1996-00	120	209	1.74
4. Frank Seckar, 1993-96	126	214	1.70
5. Russell Lakey, 2000-04	111	169	1.52
6. Kevin Anglin, 1990-93	129	192	1.49
7. Pax Whitehead, 1995-97	83	113	1.36
8. Wade Baldwin IV, 2015-16	68	90	1.32

Season (Since 1979-80)

Player, Season	G	S	SPG
1. James Strong, 1998-99	29	77	2.65
2. Frank Seckar, 1994-95	28	73	2.61
t3. Drew Maddux, 1996-97	31	68	2.19
t3. Drew Maddux, 1997-98	33	68	2.06
5. Kevin Anglin, 1992-93	34	67	1.97
6. Pax Whitehead, 1996-97	31	66	2.12
7. Atiba Prater, 1997-98	30	64	2.13
8. Frank Seckar, 1995-96	32	63	1.96
9. Atiba Prater, 1999-00	30	56	1.87
t10. Lance Goulbourne, 2011-12	36	54	1.50
t10. Russell Lakey, 2000-01	30	54	1.80

Per Game/Season (Since 1979-80, min. 20 games)

Player, Season	G	S	SPG
1. James Strong, 1998-99	29	77	2.65
2. Frank Seckar, 1994-95	28	73	2.61
3. Drew Maddux, 1996-97	31	68	2.19
4. Atiba Prater, 1997-98	30	64	2.13
5. Pax Whitehead, 1996-97	31	66	2.12
6. Drew Maddux, 1997-98	33	68	2.06
7. Kevin Anglin, 1992-93	34	67	1.97
8. Frank Seckar, 1995-96	32	63	1.96
9. Atiba Prater, 1999-00	30	56	1.87
10. James Strong, 1999-00	28	52	1.86

ANNUAL STEALS LEADERS					
Year	Player	Steals	Year	Player	Steals
2019	Saben Lee	33	1999	James Strong, G	77
2018	Saben Lee	39	1998	Drew Maddux, G	68
2017	Jeff Roberson	29	1997	Drew Maddux, G	68
2016	Wade Baldwin IV, G	40	1996	Frank Seckar, G	63
2015	Wade Baldwin IV, G	50	1995	Frank Seckar, G	73
2014	James Siakam, F	28	1994	Ronnie McMahan, G	51
2013	Kedren Johnson, G	34	1993	Kevin Anglin, F	67
2012	Lance Goulbourne, F	54	1992	Kevin Anglin, G/F	49
2011	Jeffery Taylor, F	35	1991	Bruce Elder, F	46
2010	Jeffery Taylor, F	36	1990	Derrick Wilcox, G	37
2009	Jermaine Beal, G	35	1989	Barry Booker, G	50
2008	Shan Foster, G/F	36	1988	Barry Goheen, G	34
2007	Derrick Byars, G/F	48	1987	Barry Booker, G	36
2006	DeMarre Carroll, F	37	1986	Darrell Dulaney, G	44
2005	Jason Holwerda, G	47	1985	Phil Cox, G	41
2004	Russell Lakey, G	46	1984	Al McKinney, G	35
	Mario Moore, G	46	1983	Al McKinney, G	48
2003	Russell Lakey, G	52	1982	Al McKinney, G	31
2002	Brendan Plavich, G	47	1981	Al McKinney, G	28
2001	Russell Lakey, G	54	1980	Tommy Springer, G	42
2000	Atiba Prater, G	56			

Blocked Shots

Career (Since 1979-80, min. 50 games)

Player, Seasons	G	BS	BPG
1. Luke Kornet, 2013-17	128	210	1.64
2. Festus Ezeli, 2008-12	121	204	1.69
3. Damian Jones, 2013-16	99	167	1.69
4. Will Perdue, 1984, 86-88	104	157	1.51
5. A.J. Ogilvy, 2007-10	96	145	1.51
6. Julian Terrell, 2003-06	124	116	0.94
7. Chris Woods, 1992-95	121	108	0.89
8. Clevon Brown, 2017-present	98	97	0.99
9. Dawid Przybyszewski, 2002-05	128	75	0.59

Per Game/Career (Since 1979-80, min. 50 games)

Player, Seasons	G	BS	BPG
t1. Damian Jones, 2013-16	99	167	1.69
t1. Festus Ezeli, 2008-12	121	204	1.69
3. Luke Kornet, 2013-17	128	210	1.64
t4. A.J. Ogilvy, 2007-10	96	145	1.51
t4. Will Perdue, 1984, 86-88	104	157	1.51
6. Clevon Brown, 2017-present	98	97	0.99
7. Julian Terrell, 2003-06	124	116	0.94
8. Chris Woods, 1992-95	121	108	0.89
9. Brian Thornton, 2001-03	61	44	0.72

Season (Since 1979-80)

Player, Season	G	BS	BPG
1. Festus Ezeli, 2010-11	34	87	2.56
2. Luke Kornet, 2015-16	28	84	3.00
3. Will Perdue, 1987-88	31	74	2.39
4. Will Perdue, 1986-87	34	72	2.12
5. Luke Kornet, 2016-17	35	71	2.02
6. Damian Jones, 2014-15	35	70	2.00
7. Damian Jones, 2015-16	33	54	1.64
8. Festus Ezeli, 2011-12	26	52	2.00
9. Chris Woods, 1994-95	28	50	1.79
10. A.J. Ogilvy, 2007-08	34	49	1.44

Per Game/Season (Since 1979-80)

Player, Season	G	BS	BPG
1. Luke Kornet, 2015-16	28	84	3.00
2. Festus Ezeli, 2010-11	34	87	2.56
3. Will Perdue, 1987-88	31	74	2.39
4. Will Perdue, 1986-87	34	72	2.12
5. Luke Kornet, 2016-17	35	71	2.02
t6. Festus Ezeli, 2011-12	26	52	2.00
t6. Damian Jones, 2014-15	35	70	2.00
8. Chris Woods, 1994-95	28	50	1.79
9. A.J. Ogilvy, 2008-09	29	48	1.65
10. Damian Jones, 2015-16	33	54	1.64

ANNUAL BLOCKS LEADERS					
Year	Player	Blocks	Year	Player	Blocks
2019	Clevon Brown	40	1999	Greg LaPointe, C	16
2018	Clevon Brown	43	1998	Austin Bates, C	30
2017	Luke Kornet	71	1997	Austin Bates, C	18
2016	Luke Kornet	84	1996	Malik Evans, F	28
2015	Damian Jones	70	1995	Chris Woods, C	50
2014	Damian Jones	43	1994	Dan Hall, F	27
2013	Josh Henderson	29	1993	Bruce Elder, F	19
2012	Festus Ezeli, C	52	1992	Bruce Elder, F	26
2011	Festus Ezeli, C	87	1991	Steve Grant, F	20
2010	A.J. Ogilvy, C	48	1990	Steve Grant, F	14
2009	A.J. Ogilvy, C	48	1989	Eric Reid, F	12
2008	A.J. Ogilvy, C	49	1988	Will Perdue, C	74
2007	Ted Skuchas, C	28	1987	Will Perdue, C	72
2006	Julian Terrell, F	36	1986	Will Perdue, C	13
2005	Julian Terrell, F	36	1985	Brett Burrow, C	10
2004	D. Przybyszewski, F/C	29	1984	Bobby Westbrooks, F	14
2003	Brian Thornton, F	24	1983	James Williams, F	22
2002	Brian Thornton, F	20	1982	Willie Jones, F-C	25
2001	Matt Freije, F	28	1981	Willie Jones, F-C	11
2000	Darius Coulibaly, C	29	1980	Willie Jones, F-C	11

100 POINT GAMES/SINGLE GAME HIGHS

Individual Single-Game Highs

Points Scored	44	Tom Hagan at Mississippi State (3/8/69)
FG Attempts	34	Tom Hagan at Mississippi State (3/8/69)
	34	Bo Wyenandt vs. Alabama (2/20/69)
FG Made	21	Tom Hagan at Mississippi State (3/8/69)
FG Pct. (min. 10)	.917	Mike Rhodes at Alabama (1/21/78) (11-of-12)
3pt FG Attempts	17	Scott Draud vs. LSU (2/2/91)
3pt FG Made	9	Scott Draud vs. LSU (2/18/90)
		Mario Moore vs. Wichita State (3/21/05)
		Shan Foster vs. Mississippi State (3/5/08)
3pt FG Pct. (min. 5)	1.000	Barry Booker (6-of-6) vs. Lehigh (11/30/87)
	1.000	Kevin Anglin (6-of-6) vs N. Hampshire (12/29/91)
	1.000	Dawid Przybyszewski (6-of-6) vs. UTPA (2/7/05)
FT Attempts	19	Al Rochelle vs. Georgia Tech (1/9/56)
	19	Clyde Lee vs Kentucky (1/5/65)
FT Made	18	Matt Freije vs. Indiana (11/24/03)
FT Pct. (min. 11)	1.000	Matt Freije (18-of-18) vs. Indiana (11/24/03)
	1.000	Phil Cox (17-of-17) vs. MTSU (12/3/84)
	1.000	Dan Langhi (16-of-16) vs. Tennessee (2/13/99)
	1.000	Al Rochelle (14-of-14) vs. Wash. & Lee (12/6/54)
	1.000	Barry Goheen (13-of-13) vs. Georgia (2/15/89)
	1.000	Jeffery Taylor (12-of-12) vs. Tennessee (2/9/10)
	1.000	Matt Freije (11-of-11) vs. N.C. State (3/21/04)
Rebounds	28	Clyde Lee vs. Mississippi (1/10/66)
Assists	14	Billy McCaffrey vs. Kentucky (1/13/93)
Blocked Shots	10	Luke Kornet vs. Auburn (1/12/16)
Steals	8	James Strong vs. Morehead St. (11/24/98)
		Atiba Prater vs. UT-Martin (11/26/97)
		Frank Seckar vs. Tenn. Tech (11/30/94)

Team Single-Game Highs

Points Scored	130	vs. Mississippi (12/22/70)
FG Attempts	120	vs. Lipscomb (12/8/52)
FG Made	52	vs. Mississippi (12/22/70)
FG Pct.	.696	vs. Wofford (39-of-56) (11/27/95)
FT Attempts	59	vs. Yale (1/1/53)
FT Made	40	vs. Texas (12/20/54)
	40	at Kentucky (1/19/80)
	40	vs. Mississippi State (1/26/80)
	40	vs. Kentucky (2/20/91)
FT Pct.	1.000	vs Florida (23-of-23) (1/30/88)
	.972	vs Mississippi State (2/26/86)
		(35-of-36) NCAA min. is 35 made
3pt FG Attempts	40	vs. Ole Miss (1/15/13)
3pt FG Made	19	vs. High Point (12/6/16)
3pt FG Pct.	.750	at Georgia (9-of-12) (2/27/91)
Rebounds	90	vs. Sewanee (12/4/54)
Assists	31	at Tennessee (1/18/05)
Blocked Shots	13	vs. South Dakota State (3/20/15)
Steals	20	vs. Tennessee Tech (11/30/94)
VU Fouls	36	at Kentucky (1/19/80)
Both Team Fouls	69	Vanderbilt (36) at Kentucky (33) (1/19/80)

Miscellaneous Records

Consecutive Free Throws Made

Game	18	Matt Freije vs. Indiana (11/24/03)
Season	43	Phil Cox, 1982-83
Consecutive Seasons	47	Phil Cox, 1981-82 and 1982-83

Games Played

Career	134	by Jeffery Taylor & Brad Tinsley, 2008-12,
Season	36	Lance Goulbourne, Kedren Johnson, Rod Odom
		Dai-Jon Parker, Jeffery Taylor, Brad Tinsley, 2011-12

100-Point Games

Date	Score (*Home, #Neutral)
Nov. 27, 2018	Vanderbilt 120, Savannah State 85*
Dec. 2, 2015	Vanderbilt 102, Detroit 52*
Feb. 16, 2012	Vanderbilt 102, Ole Miss 76
Nov. 19, 2006	Vanderbilt 102, UPR-Mayaguez 59#
Nov. 5, 2006	Vanderbilt 104, East Tennessee State 62*
Nov. 23, 2001	Vanderbilt 100, Hampton 85#
Mar. 1, 2000	Vanderbilt 101, Georgia 89*
Dec 18, 1999	Vanderbilt 101, Western Kentucky 77*
Dec. 30, 1998	Vanderbilt 113, Alabama A&M 71*
Nov. 18, 1997	Vanderbilt 102, Furman 55*
Feb. 17, 1996	Vanderbilt 107, South Carolina 97*
Dec. 1, 1993	Vanderbilt 102, UT-Martin 66*
Jan. 20, 1993	Vanderbilt 102, Arkansas 89*
Jan. 13, 1993	Vanderbilt 101, Kentucky 86*
Dec. 19, 1992	Vanderbilt 116, Austin Peay 71
Dec. 19, 1991	Vanderbilt 100, N. Hampshire 67*
Jan. 8, 1991	Vanderbilt 108, Tennessee 68*
Nov. 26, 1990	Vanderbilt 103, UNC-Asheville 66*
Feb. 18, 1990	Vanderbilt 108, LSU 121*
Dec. 23, 1989	Vanderbilt 100, Samford 76*
Feb. 18, 1989	Vanderbilt 108, LSU 74*
Nov. 30, 1987	Vanderbilt 102, Lehigh 91*
Mar. 16, 1987	Vanderbilt 109, Florida State 92*
Dec. 10, 1983	Vanderbilt 105, Eastern Kentucky 63*
Dec. 14, 1981	Vanderbilt 116, North Alabama 88*
Dec. 23, 1980	Vanderbilt 111, Memphis 96*
Dec. 20, 1980	Vanderbilt 111, North Alabama 79*
Jan. 21, 1980	Vanderbilt 105, Florida 85*
Dec. 6, 1979	Vanderbilt 106, Mississippi State 110*
Dec. 4, 1979	Vanderbilt 110, Texas Wesleyan 85*
Dec. 28, 1977	Vanderbilt 101, Richmond 68*
Dec. 23, 1976	Vanderbilt 106, Tennessee Tech 71*
Jan. 31, 1976	Vanderbilt 103, LSU 90*
Dec. 6, 1975	Vanderbilt 106, Holy Cross 91*
Nov. 29, 1975	Vanderbilt 105, Iowa State 80
Mar. 8, 1975	Vanderbilt 102, Florida 83*
Jan. 13, 1975	Vanderbilt 102, Georgia 80*
Dec. 21, 1974	Jacksonville 107, Vanderbilt 104#
Dec. 9, 1972	Vanderbilt 103, Western Kentucky 88*
Mar. 9, 1972	Mississippi State 82, Vanderbilt 104*
Feb. 21, 1972	Vanderbilt 111, Alabama 91*
Feb. 19, 1972	Vanderbilt 104, LSU 83*
Jan. 18, 1972	Vanderbilt 101, Cornell 80
Jan. 10, 1972	Vanderbilt 104, Florida 87
Dec. 30, 1971	Vanderbilt 105, Rice 87*
Jan. 23, 1971	Vanderbilt 107, Auburn 86*
Dec. 22, 1970	Vanderbilt 130, Mississippi 112*
Feb. 16, 1970	Vanderbilt 101, Alabama 79*
Dec. 27, 1969	Vanderbilt 124, Portland 73*
Dec. 8, 1969	Vanderbilt 104, SMU 99
Mar. 8, 1969	Vanderbilt 120, Mississippi State 83
Mar. 1, 1969	Vanderbilt 101, Kentucky 99*
Dec. 14, 1968	Vanderbilt 108, Mississippi State 87*
Mar. 4, 1968	Vanderbilt 115, LSU 86
Mar. 4, 1967	Vanderbilt 110, Kentucky 94*
Feb. 20, 1967	Vanderbilt 117, Alabama 80*
Dec. 21, 1966	Vanderbilt 116, Northwestern 92*
Dec. 17, 1966	Vanderbilt 100, LaSalle 95*
Dec. 5, 1966	Vanderbilt 101, SW Louisiana 68*
Feb. 26, 1966	Vanderbilt 102, LSU 84
Feb. 21, 1966	Vanderbilt 117, Georgia 97*
Jan. 10, 1966	Vanderbilt 106, Mississippi 58*
Dec. 28, 1965	Vanderbilt 113, Syracuse 98#
Dec. 13, 1965	Vanderbilt 102, Wake Forest 82*
Mar. 8, 1965	Vanderbilt 106, LSU 69*
Jan. 30, 1965	Vanderbilt 105, Auburn 77*
Feb. 29, 1964	Vanderbilt 103, Georgia Tech 89*
Feb. 3, 1964	Vanderbilt 111, Alabama 73
Dec. 28, 1963	Vanderbilt 106, South Carolina 78*
Dec. 18, 1963	Vanderbilt 113, TCU 56*
Dec. 14, 1963	Vanderbilt 101, Arkansas 77*
Jan. 13, 1962	Vanderbilt 100, Mississippi State 86*
Dec. 9, 1957	Vanderbilt 105, VMI 74*
Dec. 29, 1956	Vanderbilt 107, Arizona 76*
Feb. 11, 1956	Vanderbilt 107, LSU 68*
Feb. 26, 1955	Vanderbilt 100, Florida 72*
Dec. 6, 1954	Vanderbilt 104, Washington & Lee 88*

OVERTIME/SCORING MARGINS

Overtime Games

Date	Opponent	Score/OTs	Date	Opponent	Score/OTs	Date	Opponent	Score/OTs
Jan. 23, 2019	Tennessee*	L, 83-88	Jan. 4, 1995	Alabama*	W, 75-74	Dec. 13, 1973	Samford*	W, 69-65
Jan. 30, 2018	Kentucky	L, 81-83	Dec. 21, 1994	Austin Peay*	W, 81-78	Feb. 5, 1972	Kentucky*	L, 80-85
Nov. 19, 2017	USC	L, 89-93	Feb. 23, 1994	Mississippi	L, 72-77	Jan. 4, 1971	Florida	L, 82-84 (3ot)
Mar. 10, 2017	Florida#	W, 72-62	Dec. 18, 1993	Georgia Tech #	L, 77-86	Dec. 12, 1967	Davidson*	W, 81-79
Jan. 5, 2016	Arkansas	L, 85-90	Dec. 8, 1993	Wake Forest*	W, 91-83 (2ot)	Dec. 2, 1967	SMU*	W, 88-84
Nov. 19, 2015	Stony Brook*	W, 79-72	Mar. 2, 1993	Tennessee*	W, 90-82	Feb. 6, 1967	Georgia	W, 51-41 (2ot)
Feb. 11, 2015	Tennessee*	L, 73-76	Feb. 24, 1993	Georgia	W, 87-83	Jan. 14, 1967	Mississippi	W, 78-70 (2ot)
Jan. 24, 2015	LSU*	L, 75-79	Jan. 29, 1992	Memphis State*	L, 70-72	Jan. 5, 1967	Kentucky	W, 91-89
Jan. 3, 2015	Yale*	W, 79-74 (2ot)	Dec. 11, 1990	Georgia*	W, 75-74	Jan. 2, 1967	Alabama	W, 84-81
Feb. 15, 2014	Texas A&M*	W, 57-54	Mar. 15, 1990	Louisiana Tech*	W, 98-90	Feb. 12, 1964	Georgia Tech	L, 71-75
Nov. 19, 2013	Butler	L, 77-85	Mar. 9, 1990	Georgia	W, 78-74	Dec. 11, 1963	Duke	W, 97-92
Jan. 15, 2013	Ole Miss*	L, 79-89	Feb. 25, 1989	Florida	L, 80-83	Dec. 11, 1961	Alabama*	W, 65-63
Dec. 6, 2012	Xavier	W, 66-64	Jan. 25, 1989	Florida*	L, 78-81	Feb. 20, 1960	Florida	L, 75-81
Jan. 21, 2012	Mississippi State*	L, 77-78	Jan. 11, 1989	Mississippi	W, 72-65	Feb. 8, 1960	Tulane*	W, 68-64
Dec. 2, 2011	Louisville	L, 60-62	Mar. 20, 1988	Pittsburgh# (N)	W, 80-74	Jan. 16, 1960	Georgia Tech	L, 66-74
Nov. 28, 2011	Xavier*	L, 70-82	Feb. 4, 1987	Tennessee	L, 69-79	Feb. 9, 1959	Tulane	W, 64-62
Feb. 1, 2011	Florida	L, 61-65	Dec. 28, 1986	South Carolina	L, 91-96 (2ot)	Jan. 10, 1959	Mississippi	W, 79-74
Jan. 8, 2011	South Carolina	L, 75-83	Jan. 30, 1984	Georgia*	W, 81-74	Dec. 8, 1958	Missouri	L, 72-78
Dec. 8, 2010	Missouri	L, 82-85	Nov. 30, 1983	Iowa State	L, 72-73	Jan. 3, 1956	William & Mary*	W, 89-80 (2ot)
Feb. 25, 2010	Georgia*	W, 96-94	Jan. 22, 1983	Kentucky*	L, 77-82	Feb. 29, 1952	Florida	L, 63-66
Mar. 8, 2008	Alabama	L, 73-78	Dec. 13, 1982	Illinois	L, 77-79 (2ot)	Dec. 9, 1950	Lipscomb*	W, 71-69
Mar. 5, 2008	Mississippi State*	W, 86-85	Mar. 3, 1982	Florida (S)	W, 47-46 (2ot)	Dec. 1, 1949	NYU	W, 75-59
Jan. 12, 2008	Kentucky	L, 73-79 (2ot)	Feb. 17, 1982	Mississippi	L, 48-51 (4ot)	1941-42	Alabama*	L, 33-37
Dec. 12, 2007	DePaul	W, 91-85	Jan. 16, 1982	Tennessee	L, 69-71	1936-37	Chattanooga	L, 29-30
Nov. 29, 2007	South Alabama*	W, 91-88 (2ot)	Nov. 28, 1981	Duke	W, 76-75 (2ot)	1934-35	Tennessee	L, 37-39
Mar. 17, 2007	Washington State # (N)	W, 78-74 (2ot)	Dec. 9, 1980	Duke*	L, 69-72	1934-35	Indiana	L, 30-39
Feb. 28, 2007	South Carolina	W, 99-90	Dec. 20, 1979	Texas Tech*	L, 86-89	1934-35	Georgia Tech	W, 33-32
Dec. 21, 2006	Appalachian St. #	L, 79-87	Feb. 10, 1979	Mississippi State*	W, 70-68	1932-33	Tennessee*	W, 37-32
Dec. 2, 2006	Toledo*	W, 98-93	Jan. 29, 1979	Florida*	L, 87-90	1932-33	South Carolina	W, 31-29 (2ot)
Feb. 8, 2006	Alabama	L, 74-77	Jan. 15, 1979	Alabama	W, 75-73	1930-31	North Carolina	L, 21-23
Jan. 18, 2006	South Carolina*	L, 64-66	Feb. 18, 1978	Alabama*	W, 71-69	1930-31	Duke	L, 44-48
Mar. 12, 2004	Mississippi State # (S)	W, 74-70	Feb. 6, 1978	Florida*	W, 59-57 (2ot)	1929-30	Tennessee	L, 33-38
Feb. 22, 2003	Florida*	L, 74-77	Dec. 8, 1977	The Citadel	W, 53-50	1929-30	Clemson	L, 42-48 (2ot)
Jan. 22, 2000	Kentucky*	L, 73-81	Feb. 14, 1977	Auburn*	L, 71-76	1928-29	Mississippi*	L, 46-48
Feb. 27, 1999	Florida*	W, 71-70	Jan. 22, 1977	Mississippi*	W, 77-72	1926-27	Evansville	W, 46-44
Feb. 21, 1999	Alabama*	W, 81-75	Dec. 1, 1976	Louisville*	L, 76-81	1925-26	Tennessee	L, 32-38
Nov. 28, 1998	Ohio State*	W, 92-86	Mar. 8, 1976	Alabama*	L, 77-84	1923-24	Alabama*	L, 25-26
Feb. 8, 1997	Arkansas*	W, 87-83	Feb. 7, 1976	Georgia	W, 71-69 (2ot)	1918-19	Nashville YMCA*	W, 34-27
Jan. 17, 1996	South Carolina	L, 83-87	Jan. 26, 1976	Florida	W, 85-81			
Feb. 18, 1995	South Carolina	W, 91-83	Jan. 10, 1976	Georgia*	W, 95-85			
Feb. 11, 1995	Arkansas*	L, 94-97	Feb. 1, 1975	Florida	L, 90-101			
Feb. 1, 1995	Middle Tennessee	L, 90-93	Dec. 21, 1974	Jacksonville #	L, 104-107 (2ot)			

* - Home game; # - Neutral site; (N) - NCAA Tournament
(S) - SEC Tournament
Overall: 62-62; **Home:** 32-24; **Away:** 24-35; **Neutral:** 6-3

Largest Margin of Victory

Rk	Margin	Score	Date
1.	+ 71	Vanderbilt 95, Union (Tenn.) 24	1911-12
2.	+ 57	Vanderbilt 113, TCU 56	Dec. 18, 1963
t3.	+ 51	Vanderbilt 92, Army 41	Nov. 14, 1998
t3.	+ 51	Vanderbilt 124, Portland 73	Dec. 27, 1969
t5.	+50	Vanderbilt 102, Detroit 52	Dec. 2, 2015
t5.	+ 50	Vanderbilt 98, Southwestern 48	Dec. 16, 1957
t7.	+ 48	Vanderbilt 85, Nicholls State 37	Dec. 15, 1996
t7.	+ 48	Vanderbilt 106, Ole Miss 58	Jan. 10, 1966
t7.	+ 48	Vanderbilt 96, Auburn 48	Dec. 30, 1953
10.	+ 47	Vanderbilt 102, Furman 55	Nov. 18, 1997
t11.	+ 45	Vanderbilt 95, Air Force 50	Dec. 28, 1992
t11.	+ 45	Vanderbilt 116, Austin Peay 71	Dec. 19, 1992
t11.	+ 45	Vanderbilt 96, Auburn 51	Jan. 19, 1974
t11.	+ 45	Vanderbilt 90, Mississippi State 45	Feb. 14, 1949

Largest Margin of Defeat

Rk	Margin	Score	Date
1.	- 69	Kentucky 98, Vanderbilt 29 [SECT]	Feb. 27, 1947
2.	- 62	Kentucky 106, Vanderbilt 44	March 5, 2003
3.	- 50	Kentucky 80, Vanderbilt 30	Jan. 13, 1947
4.	- 49	Central (Ky.) 70, Vanderbilt 21	1909-10
5.	- 43	Kentucky 84, Vanderbilt 41	Feb. 21, 1947
6.	- 40	Kentucky 113, Vanderbilt 73	Feb. 5, 1977
7.	- 39	Kentucky 120, Vanderbilt 81	Feb. 7, 1996
t8.	- 38	Kentucky 101, Vanderbilt 63	March 2, 1996
t8.	- 38	Ole Miss 68, Vanderbilt 30	1937-38
t10.	- 37	Indiana 88, Vanderbilt 51	Dec. 10, 1991
t10.	- 37	Arkansas 107, Vanderbilt 70	Nov. 14, 1990
t10.	- 37	Kentucky 88, Vanderbilt 51	Jan. 28, 1952
t10.	- 37	Xavier 79, Vanderbilt 42	Dec. 20, 1948

POSTSEASON RECORDS

NCAA Tournament Records

Individual Records

Number of Games	6, Dan Cage
Field Goal Attempts	22, Clyde Lee vs. Michigan (3/13/65)
Field Goals Made	11, Clyde Lee vs. Michigan (3/13/65)
3-Point Field Goal Attempts	13, Barry Booker vs. Kansas (3/25/88)
3-Point Field Goals Made	7, Ronnie McMahan vs. Temple (3/26/93)
Free-Throw Attempts	11, Matt Freije vs. N.C. State (3/21/04)
Free-Throws Made	11, Matt Freije vs. N.C. State (3/21/04)
Rebounds	20, Clyde Lee vs. Michigan (3/13/65)
Assists	8, Barry Goheen vs. Utah State (3/18/88)
Steals	5, Drew Maddux vs. Xavier (3/13/97)
Blocked Shots	4, Festus Ezeli vs. Harvard (3/15/12)
Turnovers	5, seven times
Points	31, Matt Freije vs. N.C. State (3/21/04)

Team Records

Number of Games	24 (10-14)
Field Goal Attempts	88 vs. Notre Dame (3/16/74)
Field Goals Made	37 vs. Notre Dame, (3/16/74)
3-Point Field Goal Attempts	27 vs. Georgetown (3/23/07)
3-Point Field Goals Made	27 vs. Washington St. [2 ot] (3/17/07)
Free-Throw Attempts	31 vs. DePaul (3/12/65)
Free-Throws Made	12 vs. Temple (3/26/93)
Rebounds	12 vs. George Washington (3/15/07)
Assists	31 vs. DePaul (3/12/65)
Steals	24 vs. Boise State (3/18/93)
Blocked Shots	49 vs. Michigan (3/13/65)
Turnovers	24 vs. Utah State (3/18/88)
VU Fouls	9 vs. Western Michigan (3/19/04)
Combined Fouls	9 vs. Siena (3/21/08)
VU Points	6 vs. Northwestern (3/16/17)
Combined Points	21 vs. Xavier (3/13/97)
	25 vs. Georgetown (3/15/91)
	42 vs. DePaul (3/12/65)
	88 vs. Notre Dame (3/16/74)
	206 vs. Notre Dame (3/16/74)

Combined Postseason Records

Individual Records

Field Goal Attempts	22, Clyde Lee vs. Michigan, 3/13/65 (N)
Field Goals Made	13, Will Perdue vs. Southern Miss., 3/21/87 (I)
3-Point Field Goal Attempts	16, Mario Moore vs. Wichita State, 3/21/05 (I)
3-Point Field Goals Made	9, Mario Moore vs. Wichita State, 3/21/05 (I)
Free Throw Attempts	14, Scott Draud vs. New Orleans, 3/21/90 (I)
Free Throws Made	12, Scott Draud vs. New Orleans, 3/21/90 (I)
Rebounds	20, Clyde Lee vs. Michigan, 3/13/65 (N)
Assists	11, Barry Booker vs. Florida State, 3/16/87 (I)
Turnovers	6, Kevin Anglin vs. Rhode Island, 3/19/92 (I)
Blocked Shots	6, Steve Grant vs. Saint Louis, 3/20/90 (I)
Steals	4, Festus Ezeli vs. Harvard (3/15/12) (N)
Points	4, Matthew Fisher-Davis, Luke Kornet vs. South Dakota State (3/20/15) (I)
	5, Drew Maddux vs. Xavier, 3/13/97 (N)
	34, Will Perdue vs. Southern Miss., 3/21/87 (I)

(N) NCAA Tournament; (I) National Invitation Tournament

NIT Records

Individual Records

Number of Games	8, Malik Evans; Eric Reid
Field Goal Attempts	21, Mario Moore vs. Wichita State (3/21/05)
Field Goals Made	13, Will Perdue vs. Southern Miss. (3/21/87)
3-Point Field Goal Attempts	16, Mario Moore vs. Wichita State (3/21/05)
3-Point Field Goals Made	9, Mario Moore vs. Wichita State (3/21/05)
Free-Throw Attempts	14, Frank Seckar vs. Villanova (3/30/94)
Free-Throws Made	12, Scott Draud vs. New Orleans (3/21/90)
Rebounds	14, Will Perdue vs. Southern Miss. (3/21/87)
Assists	11, Barry Booker vs. Florida State (3/16/87)
Steals	4, Russell Lakey vs. Louisiana Tech (3/15/02); Riley LaChance at St. Mary's (3/18/15)
Blocked Shots	4, Matthew Fisher-Davis, Luke Kornet vs. South Dakota St. (3/20/15)
Turnovers	6, Steve Grant vs. Saint Louis (3/20/90)
Points	6, Kevin Anglin vs. Rhode Island (3/19/92)
	34, Will Perdue vs. Southern Miss. (3/21/87)

Team Records

Number of Games	28 (18-10)
Field Goal Attempts	77 vs. Wake Forest (3/21/83)
Field Goals Made	35 vs. Wake Forest (3/14/00)
3-Point Field Goal Attempts	35 vs. Southern Miss. (3/21/87)
3-Point Field Goals Made	28 vs. Louisiana Tech (3/15/02)
Free-Throw Attempts	12 vs. Louisiana Tech (3/15/02); vs. Villanova (3/30/94)
Free-Throws Made	12 vs. South Dakota State (3/20/15)
Rebounds	47 vs. Florida State (3/16/87)
Assists	37 vs. Florida State (3/16/87)
Steals	47 vs. Florida State (3/16/87)
Blocked Shots	22 vs. Clemson (3/23/94); vs. New Orleans (3/21/94)
Turnovers	22 vs. Florida State (3/16/87); vs. South Dakota State (3/20/15)
VU Fouls	9 vs. South Carolina (3/18/96)
Combined Fouls	9 vs. UALR (3/13/96)
VU Points	13 vs. South Dakota State, 3/20/15 (N)
Combined Points	19 vs. Saint Louis (3/28/90)
	29 vs. South Carolina (3/18/96)
	52 vs. Louisiana Tech (3/17/90)
	109 vs. Florida State (3/16/87)
	201 vs. Florida State (3/16/87)

Team Records

Field Goal Attempts	88 vs. Notre Dame, 3/16/74 (N)
Field Goals Made	37 vs. Notre Dame, 3/16/74 (N)
3-Point Field Goal Attempts	28 vs. Louisiana Tech, 3/15/02 (I)
3-Point Field Goals Made	12 vs. George Washington, 3/15/07 (N)
Free-Throw Attempts	12 vs. Louisiana Tech, 3/15/02 (I); vs. Villanova, 3/30/94 (I)
Free-Throws Made	12 vs. Temple, 3/26/93 (N); vs. South Dakota State, 3/20/15 (I)
Rebounds	47 vs. Florida State, 3/16/87 (I)
Assists	37 vs. Florida State, 3/16/87 (I)
Steals	49 vs. Michigan, 3/13/65 (N)
Blocked Shots	24 vs. Utah State, 3/18/88 (N)
Turnovers	12 vs. Washington State, 3/17/07 (N)
VU Fouls	9 vs. Western Michigan (3/19/04)
Combined Fouls	9 vs. South Carolina, 3/18/96 (I)
VU Points	9 vs. UALR, 3/13/96 (I)
Combined Points	9 vs. Siena, 3/21/08 (N)
	13 vs. South Dakota State, 3/20/15 (I)
	21 vs. Xavier, 3/13/97 (N)
	29 vs. South Carolina, 3/18/96 (I)
	52 vs. Louisiana Tech, 3/17/90 (I)
	109 vs. Florida State, 3/16/87 (I)
	206 vs. Notre Dame, 3/16/74 (N)

MEMORIAL GYM RECORDS

Individual Records

Most Points
53..... John Neumann (Ole Miss), vs. Vanderbilt, 12/22/70

Most FG Attempts
49..... John Neumann (Ole Miss), vs. Vanderbilt, 12/22/70

Most FG Made
22..... John Neumann (Ole Miss), vs. Vanderbilt, 12/22/70
22..... Chuckie Williams (Kansas State), vs. Holy Cross, 12/5/75

Highest FG Percentage (min. 10 attempts)
.909 (10 of 11)..... Jeffery Taylor (Vanderbilt), vs. Tennessee St., 12/19/09

Longest FG
68', 9"..... Roger Breslin (Holy Cross), vs. Vanderbilt, 12/30/91

Most 3FG Attempts
17..... Scott Draud (Vanderbilt), vs. LSU, 2/2/91

Most 3FG Made
9..... Scott Draud (Vanderbilt), vs. LSU, 2/18/90
9..... Mario Moore (Vanderbilt), vs. Wichita State, 3/21/05
9..... Shan Foster (Vanderbilt) vs. Mississippi State, 3/5/08

Highest 3FG Percentage
1.000..... Barry Booker 6-of-6 (VU), vs. Lehigh, 11/30/87
1.000..... Kevin Anglin 6-of-6 (VU), vs. N. Hampshire, 12/29/91
1.000..... Dawid Przybyszewski 6-of-6 (VU), vs. UTPA, 2/7/05

Most FT Attempts
23..... Grant Williams (Tennessee), vs. Vanderbilt, 1/23/19

Most FT Made
23..... Grant Williams (Tennessee), vs. Vanderbilt, 1/23/19

Highest FT Percentage (min. 12 attempts)
1.000..... Grant Williams (Tennessee), vs. Vanderbilt, 1/23/19
1.000..... Matt Freije (Vanderbilt), 18-of-18 vs. Indiana, 11/24/03
1.000..... Phil Cox (Vanderbilt), 17-of-17, vs. MTSU, 12/3/84

Most Rebounds
28..... Clyde Lee (Vanderbilt), vs. Ole Miss, 1/10/66

Most Assists
14..... Atiba Prater (Vanderbilt), vs. Wofford, 12/11/99
14..... Billy McCaffrey (Vanderbilt), vs. Kentucky, 1/13/93

Most Blocks
10..... Luke Kornet (Vanderbilt), vs. Auburn, 1/12/16

Team Records

Most Points
130..... Vanderbilt vs. Ole Miss, 12/22/70

Fewest Points
31..... Vanderbilt vs. Mississippi State, 1/30/82

Most Points Combined
242..... Vanderbilt (130) Ole Miss (112), 12/22/70

Fewest Points Combined
64..... Mississippi State (33) Vanderbilt (31), 1/30/82

Largest Margin of Victory
57..... Vanderbilt (113) over TCU (56), 12/18/63

Most FG Made
52..... Vanderbilt vs. Ole Miss, 12/22/70

Most FG Made Combined
100..... Vanderbilt vs. Ole Miss, 12/22/70

Fewest FG Made
11..... Nicholls State vs. Vanderbilt, 12/15/96

Fewest FG Made Combined
27..... Vanderbilt vs. Mississippi State, 1/30/82

Most FG Attempts
120..... Vanderbilt vs. Lipscomb, 12/8/55

Most FG Attempts Combined
198..... Vanderbilt vs. Alabama, 2/23/53

Team Records

Fewest FG Attempts
19..... Mercer vs. Vanderbilt, 12/11/76

Fewest FG Attempts Combined
51..... Vanderbilt vs. Mississippi State, 1/30/82

Highest FG Percentage
.763..... Ole Miss vs. Vanderbilt, 1/5/83

Lowest FG Percentage
.178..... New Mexico A&M vs. Vanderbilt, 12/29/55

Most 3FG Made
19..... Vanderbilt vs. High Point, 12/6/16

Most 3FG Made Combined
31..... Vanderbilt vs. Savannah State, 11/27/18
31..... Vanderbilt vs. High Point, 12/6/16

Fewest 3FG Made
0..... Georgia vs. Vanderbilt, 1/20/88
0..... Colgate vs. Vanderbilt, 12/29/88

Fewest 3FG Made Combined
4..... Vanderbilt vs. Notre Dame, 2/6/87
4..... Vanderbilt vs. Hawaii, 11/27/87
4..... Vanderbilt vs. Georgia, 1/20/88

Most 3FG Attempts
43..... Savannah State vs. Vanderbilt, 11/27/18

Most 3FG Attempts Combined
73..... Savannah State vs. Vanderbilt, 11/27/18

Fewest 3FG Attempts
2..... Georgia vs. Vanderbilt, 1/20/88

Fewest 3FG Attempts Combined
12..... Vanderbilt vs. Notre Dame, 2/6/87

Highest 3FG Percentage
.833..... Indiana vs. Vanderbilt, 12/9/86

Lowest 3FG Percentage
.000..... Georgia vs. Vanderbilt, 1/20/88
.000..... Colgate vs. Vanderbilt, 12/29/88

Most FT Made
46..... Kentucky vs. Vanderbilt, 1/7/63

Most FT Made Combined
72..... Vanderbilt vs. Kentucky, 1/7/63

Most FT Attempts
59..... Vanderbilt vs. Yale, 1/1/53

Most FT Attempts Combined
96..... Vanderbilt/Florida, 2/26/55

Highest FT Percentage (*NCAA record for minimum 35 made)
1.000..... Vanderbilt 23-of-23 vs. Florida, 1/30/88
1.000..... Vanderbilt 21-of-21 vs. Virginia, 12/3/89
1.000..... Vanderbilt 14-of-14 vs. Georgia, 1/28/78
1.000..... Kentucky 11-of-11 vs. Vanderbilt, 3/2/74
1.000..... Vanderbilt 11-of-11 vs. Mississippi State, 3/5/08
.972*..... Vanderbilt 35-of-36 vs. Mississippi State, 2/26/86

Lowest FT Percentage
.200..... Auburn 2-of-10 vs. Vanderbilt, 1/7/12

Most Fouls
36..... Yale vs. Vanderbilt, 1/1/53

Fewest Fouls
8..... Vanderbilt vs. Mississippi State, 1/18/56
8..... Vanderbilt vs. Southern Illinois, 12/7/74
8..... Vanderbilt vs. Mercer, 12/11/76
8..... Vanderbilt vs. Tennessee, 2/1/89
8..... Vanderbilt vs. Mississippi State, 2/1/14

Most Fouls Combined
63..... Vanderbilt vs. Memphis, 12/23/80

Most Blocks
13..... Vanderbilt vs. South Dakota State, 3/20/15

MEMORIAL GYM RECORDS

Annual Attendance Figures

Season	All Games	Attendance	Average	NCAA Rank	SEC Games	SEC Attendance	Average
2018-19	18	172,976	9,610	-	9	93,932	10,437
2017-18	18	165,131	9,174	46	9	89,065	9,896
2016-17	16	154,169	9,636	45	9	92,645	10,294
2015-16	16	178,167	11,135	36	9	107,318	11,924
2014-15	19	168,377	8,862	51	9	88,830	9,870
2013-14	16	152,539	9,534	45	9	92,455	10,273
2012-13	15	159,557	10,637	36	9	100,986	11,221
2011-12	18	246,561	13,698	18	8	112,368	14,046
2010-11	17	234,632	13,802	18	8	114,346	14,293
2009-10	16	217,965	13,623	21	8	113,539	14,192
2008-09	17	225,686	13,276	25	8	112,833	14,104
2007-08	19	254,945	13,418	22	8	113,713	14,214
2006-07	17	204,511	12,030	31	8	109,043	13,630
2005-06	16	195,159	12,197	24	8	108,258	13,532
2004-05 ^A	19	191,678	10,088	43	8	105,357	13,170
2003-04	17	192,301	11,312	33	8	106,990	13,374
2002-03	16	153,123	9,570	46	8	96,906	12,113
2001-02	17	150,325	8,843	50	8	93,873	11,734
2000-01	19	186,468	9,814	45	8	102,055	12,757
1999-00*	18	197,770	10,987	30	8	106,741	13,343
1998-99	16	192,538	12,034	26	8	106,128	13,266
1997-98	16	213,974	13,373	21	8	117,819	14,727
1996-97	16	207,771	12,986	25	8	120,214	15,027
1995-96	18	226,354	12,575	28	8	112,996	14,125
1994-95	13	183,042	14,080	17	8	118,932	14,867
1993-94	16	223,997	14,000	15	8	121,345	15,168
1992-93	14	212,156	15,154	11	8	122,536	15,317
1991-92	17	210,585	12,387	29	8	115,104	14,388
1990-91	16	214,638	13,415	19	9	133,482	14,831
1989-90	19	259,992	13,684	18	9	136,136	15,126
1988-89	15	224,657	14,977	13	9	137,212	15,246
1987-88	16	223,747	13,984	14	9	138,393	15,377
1986-87	17	226,343	13,314	14	9	130,854	14,539
1985-86	15	200,806	13,387	14	9	128,059	14,229
1984-85	16	194,390	12,149	17	9	122,514	13,613
1983-84	18	249,292	13,850	10	9	135,546	15,050
1982-83	17	237,584	13,976	9	9	135,418	15,046
1981-82	14	202,225	14,445	9	9	131,699	14,633
1980-81	15	227,478	15,165	9	9	136,436	15,160
1979-80	15	228,029	15,202	5	9	138,754	15,417
1978-79	14	215,330	15,380	5	9	139,930	15,547
1977-78	14	207,375	14,813	5	9	134,232	14,915
1976-77	15	211,966	14,131	4	9	149,108	16,568
1975-76	13	180,901	13,915	-	9	135,375	15,042
1974-75	12	178,527	14,877	-	9	134,304	14,923
1973-74	12	182,728	15,227	-	9	140,252	15,584
1972-73	12	173,567	14,464	-	9	131,193	14,577
1971-72	12	156,778	13,065	-	9	120,172	13,352
1970-71	12	170,634	14,220	-	9	130,260	14,473
1969-70	12	176,763	14,730	-	9	135,745	14,861
1968-69	12	126,896	10,575	-	9	95,300	10,589
1967-68	12	129,722	10,810	-	9	96,274	10,697
1966-67	12	105,492	8,791	-	9	79,173	8,797
1965-66	12	106,022	8,835	-	9	62,368	8,910
1964-65	12	98,821	8,235	-	9	65,712	8,214
1963-64	12	84,827	7,069	-	6	35,684	5,947
1962-63	12	75,261	6,272	-	6	46,183	6,598
1961-62	13	73,640	5,665	-	8	47,357	5,920
1960-61	13	74,187	5,707	-	7	45,549	6,507
1959-60	14	76,199	5,443	-	8	46,064	5,758

^A First year capacity increased from 14,168 to 14,316; * First year capacity decreased from 15,311 to 14,168

Annual Team Records

Season	Won	Lost	Coach
2018-19	8	10	Bryce Drew
2017-18	11	7	Bryce Drew
2016-17	11	5	Bryce Drew
2015-16	14	2	Kevin Stallings
2014-15	14	5	Kevin Stallings
2013-14	10	6	Kevin Stallings
2012-13	9	6	Kevin Stallings
2011-12	13	5	Kevin Stallings
2010-11	14	3	Kevin Stallings
2009-10	14	2	Kevin Stallings
2008-09	14	3	Kevin Stallings
2007-08	19	0	Kevin Stallings
2006-07	14	3	Kevin Stallings
2005-06	10	6	Kevin Stallings
2004-05	17	2	Kevin Stallings
2003-04	15	2	Kevin Stallings
2002-03	10	6	Kevin Stallings
2001-02	13	4	Kevin Stallings
2000-01	12	7	Kevin Stallings
1999-00	14	3	Kevin Stallings
1998-99	13	3	Jan van Breda Kolff
1997-98	13	3	Jan van Breda Kolff
1996-97	13	3	Jan van Breda Kolff
1995-96	14	4	Jan van Breda Kolff
1994-95	8	5	Jan van Breda Kolff
1993-94	14	2	Jan van Breda Kolff
1992-93	14	0	Eddie Fogler
1991-92	13	4	Eddie Fogler
1990-91	13	3	Eddie Fogler
1989-90	14	5	Eddie Fogler
1988-89	13	2	C.M. Newton
1987-88	14	2	C.M. Newton
1986-87	12	5	C.M. Newton
1985-86	9	6	C.M. Newton
1984-85	9	7	C.M. Newton
1983-84	11	7	C.M. Newton
1982-83	14	3	C.M. Newton
1981-82	9	5	C.M. Newton
1980-81	9	6	Richard Schmidt
1979-80	10	5	Richard Schmidt
1978-79	12	2	Wayne Dobbs
1977-78	8	6	Wayne Dobbs
1976-77	9	7	Wayne Dobbs
1975-76	11	4	Roy Skinner
1974-75	11	3	Roy Skinner
1973-74	13	1	Roy Skinner
1972-73	12	2	Roy Skinner
1971-72	12	2	Roy Skinner
1970-71	8	6	Roy Skinner
1969-70	7	7	Roy Skinner
1968-69	10	4	Roy Skinner
1967-68	12	2	Roy Skinner
1966-67	14	0	Roy Skinner
1965-66	12	2	Roy Skinner
1964-65	14	0	Roy Skinner
1963-64	13	1	Roy Skinner
1962-63	10	2	Roy Skinner
1961-62	11	2	Roy Skinner
1960-61	13	0	Bob Polk
1959-60	12	2	Bob Polk
1958-59	11	3	Roy Skinner
1957-58	13	2	Bob Polk
1956-57	13	1	Bob Polk
1955-56	13	0	Bob Polk
1954-55	13	2	Bob Polk
1953-54	9	6	Bob Polk
1952-53	10	2	Bob Polk
Totals	802	237	67 years (.772)

Coach	Years	Record	Pct.	Coach	Years	Record	Pct.
Bob Polk	8	96-15	86.5	C.M. Newton	8	91-37	71.1
Eddie Fogler	4	54-12	81.8	Wayne Dobbs	3	29-15	65.9
Roy Skinner	16	181-41	81.5	Bryce Drew	3	30-22	57.7
Kevin Stallings	16	203-54	79.0	Richard Schmidt	2	19-11	63.3
Jan van Breda Kolff	6	75-20	78.9				

ANNUAL TEAM LEADERS

<u>Year</u>	<u>Scoring Average</u>	<u>Total Points</u>	<u>Rebound Average</u>	<u>Total Rebounds</u>	<u>FG% (SEC min)</u>	<u>FG% (VU min)</u>
2018-19	Saben Lee (12.7)	Saben Lee (406)	Simisola Shittu (6.7)	Simisola Shittu (214)	Simisola Shittu (.468)	Yanni Wetzell (.496)
2017-18	Jeff Roberson (16.9)	Jeff Roberson (542)	Jeff Roberson (7.1)	Jeff Roberson (228)	Jeff Roberson (.478)	Jeff Roberson (.478)
2016-17	M. Fisher-Davis (13.9)	M. Fisher-Davis (472)	Jeff Roberson (7.0)	Jeff Roberson (246)	Nolan Cressler (.514)	Nolan Cressler (.514)
2015-16	Wade Baldwin IV (14.1)	Wade Baldwin IV (466)	Luke Kornet (7.3)	Damian Jones (227)	Damian Jones (.590)	Damian Jones (.590)
2014-15	Damian Jones (14.5)	Damian Jones (506)	Damian Jones (6.5)	Damian Jones (227)	Damian Jones (.562)	James Siakam (.627)
2013-14	Rod Odom (13.6)	Rod Odom (423)	Damian Jones (5.7)	Damian Jones (176)	Damian Jones (.543)	James Siakam (.589)
2012-13	Kedren Johnson (13.5)	Kedren Johnson (444)	Kevin Bright (5.5)	Kevin Bright (180)	Dai-Jon Parker (.398)	Dai-Jon Parker (.398)
2011-12	John Jenkins (19.9)	John Jenkins (696)	Lance Goulbourne (6.9)	Lance Goulbourne (249)	Jeffery Taylor (.493)	Festus Ezeli (.539)
2010-11	John Jenkins (19.5)	John Jenkins (624)	Lance Goulbourne (7.3)	Lance Goulbourne (235)	Jeffery Taylor (.449)	Festus Ezeli (.588)
2009-10	Jermaine Beal (14.6)	Jermaine Beal (481)	A.J. Ogilvy (6.2)	A.J. Ogilvy (204)	A.J. Ogilvy (.509)	A.J. Ogilvy (.509)
2008-09	A.J. Ogilvy (15.4)	A.J. Ogilvy (448)	A.J. Ogilvy (7.1)	A.J. Ogilvy (207)	A.J. Ogilvy (.543)	A.J. Ogilvy (.543)
2007-08	Shan Foster (20.3)	Shan Foster (691)	A.J. Ogilvy (6.7)	A.J. Ogilvy (229)	A.J. Ogilvy (.588)	A.J. Ogilvy (.588)
2006-07	Derrick Byars (17.0)	Derrick Byars (577)	Ross Neltner (5.7)	Ross Neltner (193)	Derrick Byars (.457)	Ross Neltner (.529)
2005-06	Shan Foster (15.9)	Shan Foster (477)	Julian Terrell (7.2)	Julian Terrell (217)	Shan Foster (.451)	Julian Terrell (.517)
2004-05	Mario Moore (13.5)	Mario Moore (459)	Julian Terrell (5.1)	Julian Terrell (167)	Corey Smith (.503)	Jason Holwerda (.619)
2003-04	Matt Freije (18.4)	Matt Freije (607)	Matt Freije (6.07)	Matt Freije (178)	Matt Freije (.415)	Scott Hundley (.500)
2002-03	Matt Freije (17.9)	Matt Freije (520)	Brian Thornton (5.7)	Brian Thornton (164)	Matt Freije (.443)	Brian Thornton (.527)
2001-02	Matt Freije (15.1)	Matt Freije (483)	Matt Freije (5.1)	Matt Freije (164)	Matt Freije (.466)	Brian Thornton (.514)
2000-01	Chuck Moore (12.0)	Chuck Moore (348)	Anthony Williams (7.9)	Anthony Williams (238)	Greg LaPointe (.556)	Greg LaPointe (.556)
1999-00	Dan Langhi (22.1)	Dan Langhi (664)	Anthony Williams (6.4)	Anthony Williams (193)	Dan Langhi (.477)	Atiba Prater (.491)
1998-99	Dan Langhi (17.7)	Dan Langhi (512)	Dan Langhi (7.3)	Dan Langhi (211)	Dan Langhi (.418)	Greg Lapointe (.506)
1997-98	Drew Maddux (16.8)	Drew Maddux (553)	Billy Di Spaltro (5.7)	Austin Bates (180)	Austin Bates (.510)	Billy Di Spaltro (.527)
1996-97	Pax Whitehead (15.5)	Pax Whitehead (481)	Billy Di Spaltro (6.3)	Billy Di Spaltro (194)	Austin Bates (.523)	Billy Di Spaltro (.524)
1995-96	Frank Seckar (16.3)	Frank Seckar (523)	Malik Evans (6.5)	Malik Evans (169)	Frank Seckar (.418)	Billy Di Spaltro (.591)
1994-95	Ronnie McMahan (18.3)	Ronnie McMahan (511)	Bryan Milburn (6.3)	Bryan Milburn (169)	Ronnie McMahan (.376)	Chris Woods (.500)
1993-94	Bill McCaffrey (20.6)	Bill McCaffrey (660)	Chris Lawson (6.8)	Chris Lawson (218)	Bill McCaffrey (.456)	Chris Lawson (.519)
1992-93	Bill McCaffrey (20.6)	Bill McCaffrey (699)	Bruce Elder (6.1)	Bruce Elder (206)	Bill McCaffrey (.553)	Bruce Elder (.594)
1991-92	Kevin Anglin (16.9)	Kevin Anglin (506)	Dan Hall (5.9)	Dan Hall (177)	Kevin Anglin (.457)	Todd Milholland (.53.9)
1990-91	S Draud (15.2)	S Draud (456)	Bruce Elder (5.9)	Bruce Elder (176)	S. Draud (.441)	S. Grant (.623)
1989-90	S Draud (15.6)	S Draud (546)	Eric Reid (5.8)	Eric Reid (184)	S. Draud (.429)	S. Grant (.678)
1988-89	Frank Kornet (16.8)	Frank Kornet (554)	Frank Kornet (7.1)	Frank Kornet (235)	Frank Kornet (.567)	Frank Kornet (.567)
1987-88	Will Perdue (18.3)	Will Perdue (567)	Will Perdue (10.1)	Will Perdue (314)	Will Perdue (.634)	Will Perdue (.634)
1986-87	Will Perdue (17.4)	Will Perdue (592)	Will Perdue (8.7)	Will Perdue (295)	Will Perdue (.59.9)	Will Perdue (.59.9)
1985-86	Brett Burrow (13.2)	Brett Burrow (370)	Brett Burrow (5.8)	Brett Burrow (161)	Brett Burrow (.49.2)	Barry Goheen (.54.2)
1984-85	Phil Cox (16.5)	Phil Cox (445)	Brett Burrow (8.0)	Brett Burrow (224)	Phil Cox (.49.8)	Brett Burrow (.51.7)
1983-84	Jeff Turner (16.8)	Jeff Turner (486)	Jeff Turner (7.3)	Jeff Turner (213)	Jeff Turner (.53.3)	Jeff Turner (.53.3)
1982-83	Phil Cox (14.5)	Phil Cox (477)	Ted Young (6.7)	Ted Young (220)	Jeff Turner (.49.2)	James Williams (.50.2)
1981-82	Willie Jones (15.8)	Willie Jones (442)	Willie Jones (6.4)	Willie Jones (179)	Willie Jones (.58.7)	Willie Jones (.58.7)
1980-81	Al Miller (14.6)	Al Miller (423)	Charles Davis (5.8)	Charles Davis (150)	Charles Davis (.54.2)	Willie Jones (.66.7)
1979-80	Mike Rhodes (18.4)	Mike Rhodes (479)	Ted Young (5.9)	Ted Young (147)	Mike Rhodes (.48.9)	Willie Jones (.57.5)
1978-79	Charles Davis (18.6)	Charles Davis (502)	Charles Davis (8.6)	Charles Davis (234)	Charles Davis (.57.7)	Charles Davis (.57.7)
1977-78	Mike Rhodes (18.8)	Mike Rhodes (507)	Charles Davis (7.1)	Charles Davis (178)	Charles Davis (.50.4)	Charles Davis (.50.4)
1976-77	Charles Davis (15.3)	Charles Davis (399)	Charles Davis (7.0)	Charles Davis (181)	Charles Davis (.44.6)	Greg Fuller (.51.2)
1975-76	Jeff Fosnes (17.9)	Jeff Fosnes (482)	Butch Feher (7.7)	Butch Feher (208)	Joe Ford (.51.5)	Dicky Keffler (.52.6)
1974-75	Jeff Fosnes (22.1)	Jeff Fosnes (575)	Jeff Fosnes (9.0)	Jeff Fosnes (234)	Jeff Fosnes (.55.1)	Jeff Fosnes (.55.1)
1973-74	Compton (14.8)	Compton (415)	Van Breda Kolff (9.7)	Van Breda Kolff (271)	Jeff Fosnes (.48.4)	Fowler (.52.9)
1972-73	Compton (17.7)	Compton (461)	Turner (7.8)	Turner (203)	Compton (.49.2)	Jeff Fosnes (.53.5)
1971-72	Compton (17.3)	Compton (450)	Maddux (10.7)	Maddux (278)	Compton (.54.2)	Compton (.54.2)
1970-71	Thorpe Weber (16.9)	Thorpe Weber (439)	Thorpe Weber (9.7)	Thorpe Weber (251)	Rod Freeman (.47.3)	Ralph Hayes (.55.2)
1969-70	Perry Wallace (17.7)	Perry Wallace (461)	Perry Wallace (13.5)	Perry Wallace (350)	Perry Wallace (.49.3)	Perry Wallace (.49.3)
1968-69	Tom Hagan (23.4)	Tom Hagan (608)	Perry Wallace (10.5)	Perry Wallace (274)	Tom Hagan (.51.3)	Tom Hagan (.51.3)
1967-68	Tom Hagan (19.2)	Tom Hagan (463)	Perry Wallace (10.4)	Perry Wallace (270)	Kenny Campbell (.48.6)	Bob Bundy (.63.1)
1966-67	Tom Hagan (17.0)	Tom Hagan (443)	Bob Warren (8.4)	Bob Warren (219)	Tom Hagan (.51.4)	Ken Gibbs (.52.5)
1965-66	Clyde Lee (22.6)	Clyde Lee (589)	Clyde Lee (15.8)	Clyde Lee (412)	Keith Thomas (.51.3)	Keith Thomas (.51.3)
1964-65	Clyde Lee (22.5)	Clyde Lee (631)	Clyde Lee (15.0)	Clyde Lee (420)	Keith Thomas (.52.3)	Wayne Calvert (.53.8)
1963-64	Clyde Lee (18.8)	Clyde Lee (471)	Clyde Lee (15.6)	Clyde Lee (391)	John Ed Miller (.49.5)	Keith Thomas (.50.8)
1962-63	Roger Schurig (16.8)	Roger Schurig (387)	Bob Grace (13.4)	Bob Grace (308)	Roger Schurig (.43.5)	Roger Schurig (.43.5)
1961-62	John Russell (15.4)	John Russell (369)	Ron Griffiths (10.3)	Ron Griffiths (248)	Bob Scott (.41.9)	Bob Scott (.41.9)
1960-61	Bill Depp (17.2)	Bill Depp (412)	Bill Depp (12.9)	Bill Depp (309)	Bill Depp (.40.5)	Don Ringstaff (.45.9)
1959-60	Bill Johnson (15.5)	Bill Johnson (356)	Ben Rowan (11.3)	Ben Rowan (261)	Bill Depp (.41.9)	Bill Depp (.41.9)
1958-59	Jim Henry (18.8)	Jim Henry (414)	Ben Rowan (10.7)	Ben Rowan (256)	Jim Henry (.47.9)	Jim Henry (.47.9)
1957-58	Jim Henry (20.5)	Jim Henry (493)	Don Hinton (8.9)	Don Hinton (222)	Jim Henry (.46.3)	Hub Houglund (.47.7)
1956-57	Al Rochelle (17.3)	Al Rochelle (381)	Hobby Gibbs (12.5)	Hobby Gibbs (274)	Bobby Thym (.42.5)	Jim Henry (.44.8)
1955-56	Al Rochelle (18.3)	Al Rochelle (421)	Charley Harrison (14.5)	Charley Harrison (315)	Al Rochelle (.38.8)	Al Rochelle (.38.8)
1954-55	Babe Taylor (17.0)	Babe Taylor (451)	Al Rochelle (355)	Charley Harrison (12.9)	Al Rochelle (.38.5)	Al Rochelle (.38.5)
1953-54	Dan Finch (21.9)	Dan Finch (481)	Dan Finch (11.3)	Dan Finch (249)	Bobby Thym (.39.9)	Bobby Thym (.39.9)
1952-53	Dan Finch (20.7)	Dan Finch (372)	Dan Finch (17.2)	Dan Finch (247)	Dan Finch (.35.3)	George Nordhaus (.39.1)
1951-52	Dave Kardokus (11.6)	Dave Kardokus (314)	Dave Kardokus (8.4)	Dave Kardokus (228)	Dave Kardokus (.32.4)	Dan Finch (.35.1)
1950-51	Al Weiss (13.6)	Al Weiss (353)	-	Al Weiss (36.2)	-	Al Weiss (.36.2)
1949-50	Billy Joe Adcock (12.6)	Billy Joe Adcock (315)	-	-	Billy Joe Adcock (.28.1)	George Kelley (.35.0)
1948-49	Billy Joe Adcock (15.4)	Billy Joe Adcock (339)	-	-	Billy Joe Adcock (.32.6)	Haworth Parks (.33.9)
1947-48	-	Billy Joe Adcock (376)	-	-	5 mpg	100 attempts

SEC MINIMUMS - FG% - 5.0 made per game; FT% - 2.5 made per game; 3FG% - 2.0 made per game
 VANDERBILT MINIMUMS - FG% - 100 FG Attempts/Season; FT% - 50 FT Attempts/Season; 3FG% - 30 3FG Attempts/Season

ANNUAL TEAM LEADERS

Year	FT% (SEC min)	FT% (VU Min)	3FG% (SEC min)	3FG% (VU min)	Assists	Steals	Blocks
2018-19	Saben Lee (.675)	Aaron Nesmith (.825)	Aaron Nesmith (.337)	Saben Lee (.362)	Saben Lee (122)	Saben Lee (33)	Clevon Brown (40)
2017-18	Jeff Roberson (.854)	Jeff Roberson (.854)	Riley LaChance (.418)	Riley LaChance (.418)	Riley LaChance (103)	Saben Lee (39)	Clevon Brown (43)
2016-17	Luke Kornet (.857)	Riley LaChance (.872)	M. Fisher-Davis (.372)	Riley LaChance (.486)	Riley LaChance (137)	Jeff Roberson (29)	Luke Kornet (71)
2015-16	Jeff Roberson (.833)	Jeff Roberson (.833)	Matthew Fisher-Davis (.446)	Matthew Fisher-Davis (.446)	Wade Baldwin IV (172)	Wade Baldwin IV (40)	Luke Kornet (84)
2014-15	James Siakam (.757)	Riley LaChance (.873)	Matthew Fisher-Davis (.401)	Jeff Roberson (.455)	Wade Baldwin IV (155)	Wade Baldwin IV (50)	Damian Jones (70)
2013-14	Kyle Fuller (.730)	Kyle Fuller (.730)	Rod Odum (.385)	Rod Odum (.385)	Kyle Fuller (130)	James Siakam (28)	Damian Jones (43)
2012-13	Kedren Johnson (.723)	Kedren Johnson (.723)	Dai-Jon Parker (.407)	Dai-Jon Parker (.407)	Kedren Johnson (119)	Kedren Johnson (34)	Josh Henderson (29)
2011-12	John Jenkins (.837)	Brad Tinsley (.855)	John Jenkins (.439)	John Jenkins (.439)	Brad Tinsley (142)	Lance Goulbourne (54)	Festus Ezeli (36)
2010-11	John Jenkins (.894)	John Jenkins (.894)	John Jenkins (.408)	Steve Tchiengang (.415)	Brad Tinsley (105)	Jeffrey Taylor (35)	Festus Ezeli (52)
2009-10	Jermaine Beal (.802)	Jermaine Beal (.802)	John Jenkins (.483)	John Jenkins (.483)	Jermaine Beal (103)	Jeffrey Taylor (36)	A.J. Ogilvy (87)
2008-09	Jermaine Beal (.823)	Brad Tinsley (.824)	Brad Tinsley (.411)	Brad Tinsley (.411)	Jermaine Beal (99)	Jermaine Beal (35)	A.J. Ogilvy (48)
2007-08	A.J. Ogilvy (.769)	Ross Neltner (.792)	Shan Foster (.469)	Shan Foster (.469)	Jermaine Beal (158)	Shan Foster (36)	A.J. Ogilvy (49)
2006-07	Derrick Byars (.711)	Dan Cage (.875)	Dan Cage (.442)	Dan Cage (.442)	Derrick Byars (116)	Derrick Byars (48)	Ted Skuchas (28)
2005-06	Shan Foster (.759)	Shan Foster (.759)	Derrick Byars (.441)	Dan Cage (.461)	Derrick Byars (96)	DeMarre Carroll (37)	Julian Terrell (36)
2004-05	Mario Moore (.809)	Mario Moore (.809)	Shan Foster (.445)	Shan Foster (.445)	Mario Moore (126)	Jason Holwerda (47)	Julian Terrell (36)
2003-04	Matt Freije (.788)	Scott Hundley (.793)	Mario Moore (.363)	Dawid Przybyszewski (.455)	Russell Lakey (128)	Russell Lakey (46)	Dawid Przybyszewski (29)
2002-03	Matt Freije (.798)	Matt Freije (.798)	Matt Freije (.351)	Corey Smith (.383)	Russell Lakey (99)	Russell Lakey (52)	Brian Thornton (24)
2001-02	Matt Freije (.768)	Chuck Moore (.813)	Brendan Plavich (.441)	Brendan Plavich (.441)	Brendan Plavich (102)	Brendan Plavich (47)	Brian Thornton (20)
2000-01	Anthony Williams (73.2)	Chuck Moore (.797)	Chuck Moore (.350)	Matt Freije (.390)	Russell Lakey (94)	Russell Lakey (54)	Matt Freije (96)
1999-00	Dan Langhi (.871)	Dan Langhi (.871)	Dan Langhi (.403)	Rick Jones (.482)	Atiba Prater (180)	Atiba Prater (77)	Darius Coulibaly (29)
1998-99	Dan Langhi (.844)	Dan Langhi (.844)	Dan Langhi (.385)	Michael Leblanc (.412)	Atiba Prater (82)	James Strong (77)	Greg LaPointe (16)
1997-98	Billy Di Spaltro (.813)	Billy Di Spaltro (.813)	Drew Maddux (.354)	Vince Ford (.453)	Atiba Prater (152)	Drew Maddux (68)	Austin Bates (30)
1996-97	Billy Di Spaltro (.769)	Billy Di Spaltro (.769)	Pax Whitehead (.360)	Pax Whitehead (.360)	Drew Maddux (116)	Drew Maddux (68)	Austin Bates (18)
1995-96	Drew Maddux (.764)	Drew Maddux (.764)	Frank Seckar (.379)	Frank Seckar (.379)	Frank Seckar (176)	Frank Seckar (73)	Malik Evans (28)
1994-95	Ronnie McMahan (.736)	Drew Maddux (.864)	Frank Seckar (.426)	Frank Seckar (.426)	Frank Seckar (114)	Frank Seckar (63)	Chris Woods (50)
1993-94	Billy McCaffrey (.889)	Billy McCaffrey (.889)	Frank Seckar (.449)	Frank Seckar (.449)	Billy McCaffrey (133)	Ronnie McMahan (51)	Dan Hall (27)
1992-93	Billy McCaffrey (.870)	Billy McCaffrey (.870)	Billy McCaffrey (.512)	Billy McCaffrey (.512)	Billy McCaffrey (124)	Kevin Anglin (67)	Bruce Elder (19)
1991-92	Kevin Anglin (.749)	Todd Milholland (81.3)	Kevin Anglin (40.2)	Aaron Beth (47.3)	Kevin Anglin (114)	Kevin Anglin (49)	Bruce Elder (26)
1990-91	Scott Draud (.875)	Scott Draud (.875)	S. Draud (.449)	S. Draud (.449)	Kevin Anglin (124)	Bruce Elder (46)	S Grant (20)
1989-90	Scott Draud (.870)	Scott Draud (.870)	Scott Draud (.433)	Derrick Wilcox (.467)	Derrick Wilcox (158)	Derrick Wilcox (37)	S Grant (14)
1988-89	Eric Reid (.774)	Eric Reid (.774)	Barry Booker (.449)	Barry Booker (.449)	Derrick Wilcox (173)	Barry Booker (50)	Eric Reid (12)
1987-88	Barry Goheen (.768)	Barry Goheen (.768)	Barry Booker (.433)	Derrick Wilcox (.462)	Barry Booker (89)	Barry Goheen (34)	Will Perdue (74)
1986-87	Barry Goheen (83.8)	Barry Goheen (83.8)	Barry Booker (50.0)	Barry Booker (50.0)	Barry Booker (91)	Barry Booker (36)	Will Perdue (72)
1985-86	Barry Goheen (84.6)	Barry Goheen (84.6)	-	-	Darrell Dulaney (89)	Darrell Dulaney (44)	Will Perdue (13)
1984-85	Phil Cox (87.4)	Phil Cox (87.4)	-	-	Darrell Dulaney (102)	Phil Cox (41)	Brett Burrow (10)
1983-84	Jeff Turner (84.3)	Jeff Turner (84.3)	-	-	Al McKinney (93)	Al McKinney (93)	Bobby Westbrooks (14)
1982-83	Phil Cox (89.7)	Phil Cox (89.7)	-	-	Al McKinney (111)	Al McKinney (48)	James Williams (22)
1981-82	Phil Cox (86.9)	Phil Cox (86.9)	-	-	Al McKinney (87)	Al McKinney (31)	Willie Jones (25)
1980-81	Mike Rhodes (82.1)	Mike Rhodes (82.1)	-	-	Jimmy Gray (81)	Al McKinney (28)	Willie Jones (11)
1979-80	Mike Rhodes (80.9)	Mike Rhodes (80.9)	-	-	Tommy Springer (86)	Tommy Springer (42)	Willie Jones (11)
1978-79	Mike Rhodes (82.7)	Mike Rhodes (82.7)	-	-	Tommy Springer (117)	-	-
1977-78	Mike Rhodes (81.1)	Tommy Springer (83.6)	-	-	Mark Elliott (86)	-	-
1976-77	Dicky Keffer (81.5)	Dicky Keffer (81.5)	-	-	Mark Elliott (89)	-	-
1975-76	Joe Ford (81.7)	Joe Ford (81.7)	-	-	Dicky Keffer (109)	-	-
1974-75	Joe Ford (83.9)	Joe Ford (83.9)	-	-	Dicky Keffer (99)	-	-
1973-74	Terry Compton (87.3)	Terry Compton (87.3)	-	-	Van Breda Kolff (141)	-	-
1972-73	Terry Compton (76.0)	Lee Fowler (76.1)	-	-	Van Breda Kolff (147)	-	-
1971-72	Tom Arnholt (89.0)	Tom Arnholt (89.0)	-	-	Van Breda Kolff (142)	-	-
1970-71	Van Oliver (81.6)	Rudy Thacker (91.8)	-	-	Rudy Thacker (78)	-	-
1969-70	Tom Arnholt (79.5)	Ralph Mayes (81.4)	-	-	Tom Arnholt (78)	-	-
1968-69	Tom Hagan (87.2)	Rudy Thacker (88.9)	-	-	Tom Hagan (80)	-	-
1967-68	Tom Hagan (84.4)	Tom Hagan (84.4)	-	-	-	-	-
1966-67	Tom Hagan (78.0)	Jerry Southwood (79.2)	-	-	-	-	-
1965-66	Keith Thomas (79.6)	Keith Thomas (79.6)	-	-	Jerry Southwood (94)	-	-
1964-65	John Ed Miller (78.5)	Keith Thomas (86.2)	-	-	-	-	-
1963-64	John Ed Miller (80.4)	John Ed Miller (80.4)	-	-	-	-	-
1962-63	Roger Schurig (79.9)	Roger Schurig (79.9)	-	-	-	-	-
1961-62	John Russell (70.3)	Bobby Bland (81.3)	-	-	-	-	-
1960-61	Don Ringstaff (75.6)	Don Ringstaff (75.6)	-	-	-	-	-
1959-60	Bill Johnson (79.2)	Bill Johnson (79.2)	-	-	-	-	-
1958-59	Jim Henry (78.7)	Jim Henry (78.7)	-	-	-	-	-
1957-58	Jack Pirrie (73.0)	Jimmy French (83.6)	-	-	-	-	-
1956-57	Al Rochelle (78.1)	Al Rochelle (78.1)	-	-	-	-	-
1955-56	Al Rochelle (74.5)	Al Rochelle (75.0)	-	-	-	-	-
1954-55	Al Rochelle (74.5)	Al Rochelle (74.5)	-	-	-	-	-
1953-54	Babe Taylor (83.8)	Babe Taylor (83.8)	-	-	-	-	-
1952-53	George Nordhaus (68.3)	George Nordhaus (68.3)	-	-	-	-	-
1951-52	Al Weiss (65.3)	Bob Dudley Smith (71.1)	-	-	Jack Heldman (52)	-	-
1950-51	Bob Dudley Smith (71.9)	Bob Dudley Smith (71.9)	-	-	-	-	-
1949-50	George Kelley (65.7)	Bob Dudley Smith (79.2)	-	-	-	-	-
1948-49	George Kelley (65.7)	George Kelley (65.7)	-	-	-	-	-
1947-48	Billy Joe Adcock (68.2)	Bobby McGuire (75.7)	-	-	-	-	-

SEC MINIMUMS - FG% - 5.0 made per game; FT% - 2.5 made per game; 3FG% - 2.0 made per game
 VANDERBILT MINIMUMS - FG% - 100 FG Attempts/Season; FT% - 50 FT Attempts/Season; 3FG% - 30 3FG Attempts/Season

ANNUAL TEAM STATISTICS

	<i>G</i>	<i>FG-FGA</i>	<i>PCT</i>	<i>3FG-3FGA</i>	<i>PCT</i>	<i>FT-FTA</i>	<i>PCT</i>	<i>REB</i>	<i>AVG</i>	<i>A</i>	<i>TO</i>	<i>ST</i>	<i>BLK</i>	<i>PTS</i>	<i>PPG</i>
2018-19	32	736-1750	.421	230-739	.311	478-710	.673	1135	35.5	371	454	154	126	2180	68.1
Opponents	32	816-1884	.433	234-671	.349	449-627	.716	1131	35.3	385	362	209	114	2315	72.3
2017-18	32	775-1775	.437	289-819	.353	477-642	.743	1075	33.6	392	379	154	108	2316	72.4
Opponents	32	841-1806	.466	210-562	.374	476-660	.721	1067	33.3	393	316	155	133	2368	74.0
2016-17	35	815-1896	.430	346-921	.376	513-660	.777	1208	34.5	450	430	147	134	2489	71.1
Opponents	35	862-2029	.425	226-670	.337	435-622	.699	1208	34.5	399	379	193	104	2385	68.1
2015-16	33	857-1879	.456	273-714	.382	519-747	.695	1272	38.5	487	386	139	182	2506	75.9
Opponents	33	784-2033	.386	183-622	.294	474-700	.677	1235	37.4	343	326	185	101	2225	67.4
2014-15	35	838-1775	.472	255-651	.392	541-764	.708	1184	33.8	541	452	168	186	2472	70.6
Opponents	35	789-1942	.406	216-637	.339	458-662	.692	1120	32.0	388	407	233	102	2252	64.3
2013-14	31	689-1598	.431	191-599	.319	433-658	.658	1069	34.5	404	414	145	138	2002	64.6
Opponents	31	722-1777	.406	181-595	.304	407-628	.648	1119	36.1	347	331	217	113	2032	65.5
2012-13	33	681-1671	.408	257-734	.350	372-586	.635	1090	33.0	385	398	160	120	1991	60.3
Opponents	33	701-1721	.407	183-588	.311	399-577	.692	1121	34.0	346	378	184	111	1984	60.1
2011-12	36	885-1921	.461	307-792	.388	538-770	.699	1244	34.6	458	476	214	144	2615	72.6
Opponents	36	861-2055	.419	206-667	.309	411-588	.699	1189	33.0	405	452	251	128	2339	65.0
2010-11	34	848-1853	.458	263-708	.371	622-837	.743	1255	36.9	454	441	175	162	2581	75.9
Opponents	34	848-2063	.411	203-649	.313	402-577	.697	1172	34.5	392	406	232	116	2301	67.7
2009-10	33	859-1829	.470	203-552	.368	616-854	.721	1197	36.3	436	448	188	171	2537	76.9
Opponents	33	819-1992	.411	209-621	.337	427-678	.630	1182	35.8	395	445	221	128	2274	68.9
2008-09	31	740-1642	.451	190-561	.339	515-719	.716	1144	36.9	389	466	137	174	2185	70.5
Opponents	31	713-1789	.399	213-597	.357	394-566	.696	997	32.2	359	390	114	222	2033	65.6
2007-08	34	928-1995	.465	303-760	.399	562-765	.735	1197	35.2	606	494	207	118	2721	80.0
Opponents	34	914-2085	.438	245-700	.350	464-668	.695	1223	36.0	449	512	235	118	2537	74.6
2006-07	34	904-1984	.456	317-843	.376	469-643	.729	1146	33.7	578	422	257	93	2594	76.3
Opponents	34	853-1950	.437	242-712	.340	439-622	.706	1221	35.9	454	539	219	110	2387	70.2
2005-06	30	756-1642	.460	242-625	.387	350-502	.697	944	31.5	464	386	182	87	2104	70.1
Opponents	30	718-1621	.443	200-566	.353	375-525	.714	981	32.7	369	413	182	87	2011	67.0
2004-05	34	861-1856	.464	322-837	.385	376-555	.677	1126	33.1	541	489	231	103	2420	71.2
Opponents	34	760-1812	.419	205-598	.343	483-751	.643	1130	33.2	357	489	216	107	2208	64.9
2003-04	33	841-1873	.449	263-716	.367	469-660	.711	1150	34.8	541	419	248	112	2414	73.2
Opponents	33	745-1814	.411	236-682	.346	420-587	.716	1133	34.3	403	500	205	108	2146	65.0
2002-03	29	717-1640	.437	181-551	.328	383-551	.695	962	33.2	413	465	226	114	1998	68.9
Opponents	29	756-1684	.449	176-487	.361	403-574	.702	1040	35.9	382	460	257	115	2091	72.1
2001-02	32	791-1779	.445	282-763	.370	426-582	.732	1021	31.9	490	511	211	60	2290	71.6
Opponents	32	809-1793	.451	204-624	.327	496-710	.699	1112	34.8	427	503	270	120	2318	72.4
2000-01	30	748-1779	.420	214-661	.324	408-578	.706	1068	35.6	438	431	211	76	2118	70.6
Opponents	30	765-1697	.451	214-619	.346	378-577	.655	1056	35.2	420	455	138	226	2122	70.7
1999-00	30	782-1710	.457	222-607	.366	457-624	.732	1014	33.8	457	442	214	63	2243	74.8
Opponents	30	773-1750	.442	198-620	.319	346-540	.641	1045	34.8	394	478	214	115	2090	69.7
1998-99	29	717-1724	.416	242-674	.359	415-595	.699	1052	36.3	401	473	258	61	2091	72.1
Opponents	29	748-1673	.447	209-611	.342	370-548	.675	1019	35.1	429	473	233	109	2075	71.6
1997-98	33	888-1900	.467	199-572	.348	495-701	.706	1106	33.5	469	522	327	80	2470	74.8
Opponents	33	848-1924	.441	218-649	.336	402-593	.678	1136	34.4	423	590	235	118	2316	70.2
1996-97	31	708-1593	.444	177-514	.344	563-797	.706	987	31.8	458	485	301	60	2156	69.5
Opponents	31	762-1763	.432	174-556	.313	332-497	.668	1062	34.3	410	545	226	90	2030	65.5
1995-96	32	862-1909	.452	194-552	.351	503-719	.700	1093	34.2	452	413	228	76	2421	75.7
Opponents	32	871-1869	.466	194-545	.356	435-636	.684	1123	35.1	397	458	207	135	2371	74.1
1994-95	28	695-1719	.404	226-644	.351	428-602	.711	1062	37.9	435	400	240	131	2044	73.0
Opponents	28	723-1685	.429	156-446	.350	370-565	.655	1111	39.7	344	466	180	106	1972	70.4
1993-94	32	866-1873	.462	232-595	.390	557-742	.751	1141	35.7	550	456	239	111	2521	78.8
Opponents	32	885-2005	.441	178-556	.320	405-600	.675	1172	36.6	424	470	215	80	2353	73.5
1992-93	34	986-1971	.500	262-636	.412	588-807	.729	1208	35.5	577	485	277	99	2822	83.0
Opponents	34	916-2080	.440	191-579	.330	352-562	.626	1176	34.6	410	565	283	89	2375	69.9
1991-92	30	763-1613	.473	195-494	.395	522-734	.711	994	33.1	444	506	201	86	2243	74.8
Opponents	30	866-1888	.459	202-559	.361	327-472	.693	1078	35.9	418	440	291	96	2261	75.4
1990-91	30	742-1549	.479	231-565	.409	485-641	.757	942	31.4	445	463	218	62	2200	73.3
Opponents	30	831-1749	.475	160-445	.360	294-452	.650	955	31.8	430	447	106	106	2116	70.5
1989-90	35	889-1899	.468	219-548	.400	742-956	.776	1226	35.0	544	578	208	51	2739	78.3
Opponents	35	1034-2184	.473	214-537	.399	441-623	.708	1175	33.6	536	505	297	100	2723	77.8
1988-89	33	9													

ANNUAL TEAM STATISTICS

	G	FG-FGA	PCT	3FG-3FGA	PCT	FT-FTA	PCT	REB	AVG	A	TO	ST	BLK	PTS	PPG
1982-83	33	876-1872	.468	—	—	498-694	.718	1036	31.4	388	—	182	80	2250	68.2
Opponents	33	897-1797	.499	—	—	480-659	.728	1071	32.5	374	—	194	101	2274	68.9
1981-82	28	690-1419	.486	—	—	497-684	.727	856	30.6	316	—	125	57	1877	67.0
Opponents	28	696-1466	.475	—	—	410-582	.704	846	30.2	302	—	—	—	1802	64.4
1980-81	29	818-1604	.510	—	—	508-699	.727	938	32.3	415	—	139	36	2144	73.9
Opponents	29	791-1616	.489	—	—	509-764	.666	967	33.3	343	—	—	—	2091	72.1
1979-80	26	797-1619	.492	—	—	469-635	.739	904	34.8	370	—	138	32	2063	79.3
Opponents	26	785-1596	.492	—	—	447-674	.663	921	35.4	320	—	—	—	2017	77.6
1978-79	27	787-1618	.496	—	—	388-523	.742	954	35.3	284	—	—	—	1962	72.7
Opponents	27	771-1598	.482	—	—	309-465	.664	885	32.8	186	—	—	—	1849	68.5
1977-78	27	708-1553	.456	—	—	367-508	.722	861	31.9	277	—	—	—	1783	66.0
Opponents	27	787-1634	.482	—	—	267-401	.666	965	35.7	286	—	—	—	1841	68.2
1976-77	26	736-1654	.445	—	—	362-501	.721	942	36.2	259	—	—	—	1834	70.5
Opponents	26	794-1594	.498	—	—	384-523	.736	1036	39.8	285	—	—	—	1972	75.8
1975-76	27	790-1619	.488	—	—	480-628	.764	927	34.3	401	—	—	—	2060	76.3
Opponents	27	882-1845	.478	—	—	297-429	.692	1090	40.4	371	—	—	—	2061	76.3
1974-75	26	826-1645	.502	—	—	530-692	.766	997	38.4	423	—	—	—	2182	83.9
Opponents	26	921-2015	.457	—	—	297-423	.702	1123	43.2	396	—	—	—	2139	82.3
1973-74	28	848-1812	.468	—	—	477-595	.802	1127	40.3	445	—	—	—	2173	77.6
Opponents	28	849-1884	.451	—	—	271-378	.717	1067	38.1	371	—	—	—	1967	70.3
1972-73	26	788-1783	.442	—	—	429-582	.737	1211	46.6	408	—	—	—	2005	77.1
Opponents	26	762-1743	.437	—	—	307-471	.652	1070	41.2	305	—	—	—	1831	70.4
1971-72	26	832-1780	.467	—	—	594-788	.754	1152	44.3	431	—	—	—	2258	86.8
Opponents	26	873-1784	.489	—	—	454-664	.684	1104	42.5	337	—	—	—	2200	84.6
1970-71	26	830-1762	.471	—	—	526-689	.763	1135	43.7	354	—	—	—	2186	84.1
Opponents	26	837-1791	.467	—	—	457-664	.688	877	33.7	314	—	—	—	2131	82.0
1969-70	26	847-1914	.443	—	—	537-729	.737	1351	51.9	408	—	—	—	2231	85.8
Opponents	26	832-1950	.427	—	—	492-705	.698	1334	44.2	351	—	—	—	2156	82.9
1968-69	26	857-1825	.470	—	—	422-571	.739	1064	40.9	278	—	—	—	2136	82.2
Opponents	26	807-1807	.447	—	—	499-677	.737	1139	43.8	244	—	—	—	2113	81.3
1967-68	26	806-1722	.467	—	—	527-684	.770	1183	45.5	—	—	—	—	2139	82.2
Opponents	26	754-1757	.429	—	—	427-612	.692	1097	42.2	—	—	—	—	1935	74.4
1966-67	26	834-1654	.504	—	—	464-637	.728	914	35.2	—	—	—	—	2132	82.0
Opponents	26	776-1656	.469	—	—	365-523	.698	1038	37.1	—	—	—	—	1913	73.2
1965-66	26	858-1845	.460	—	—	502-677	.741	1184	43.5	—	—	—	—	2218	85.3
Opponents	26	794-1754	.452	—	—	452-552	.762	1109	41.0	—	—	—	—	2009	77.2
1964-65	28	916-2013	.455	—	—	527-752	.700	1355	48.3	—	—	—	—	2359	84.2
Opponents	28	775-1912	.405	—	—	437-626	.698	1187	42.3	—	—	—	—	1987	70.9
1963-64	25	844-1965	.428	—	—	466-665	.701	1466	58.6	—	—	—	—	2154	86.2
Opponents	25	694-1765	.393	—	—	458-654	.700	1121	44.8	—	—	—	—	1846	73.8
1962-63	23	634-1672	.379	—	—	389-568	.685	1191	51.7	—	—	—	—	1657	72.0
Opponents	23	592-1498	.398	—	—	420-611	.687	1123	48.8	—	—	—	—	1604	69.7
1961-62	24	690-1783	.387	—	—	430-646	.666	1262	52.6	—	—	—	—	1810	75.4
Opponents	24	619-1614	.385	—	—	506-721	.702	1257	52.4	—	—	—	—	1744	72.7
1960-61	24	621-1610	.386	—	—	470-698	.673	1261	52.5	—	—	—	—	1712	71.3
Opponents	24	554-1479	.375	—	—	414-592	.699	1059	44.1	—	—	—	—	1522	63.4
1959-60	23	617-1623	.386	—	—	397-614	.646	1155	50.2	—	—	—	—	1631	70.9
Opponents	23	580-1446	.408	—	—	397-557	.713	1071	46.6	—	—	—	—	1557	67.7
1958-59	24	623-1634	.381	—	—	466-708	.658	1200	50.0	—	—	—	—	1712	71.3
Opponents	24	609-1633	.373	—	—	378-567	.667	1126	46.7	—	—	—	—	1596	66.5
1957-58	25	712-1780	.400	—	—	426-628	.678	1182	47.3	—	—	—	—	1850	74.0
Opponents	25	631-1602	.394	—	—	424-622	.682	1128	45.1	—	—	—	—	1686	67.4
1956-57	22	635-1617	.393	—	—	453-681	.665	1095	49.8	—	—	—	—	1723	78.3
Opponents	22	535-1459	.367	—	—	361-541	.686	993	45.1	—	—	—	—	1431	65.0
1955-56	23	612-1684	.364	—	—	541-779	.694	1224	53.2	—	—	—	—	1765	76.7
Opponents	23	557-1573	.354	—	—	399-601	.664	1077	46.8	—	—	—	—	1513	65.8
1954-55	22	586-1760	.323	—	—	537-785	.684	1174	53.4	—	—	—	—	1709	77.7
Opponents	22	499-1433	.348	—	—	459-702	.654	1032	46.9	—	—	—	—	1457	66.2
1953-54	22	554-1618	.342	—	—	490-727	.674	955	43.4	—	—	—	—	1598	72.6
Opponents	22	555-1600	.347	—	—	448-715	.627	934	42.5	—	—	—	—	1558	70.8
1952-53	19	526-1590	.331	—	—	444-705	.630	982	51.7	—	—	—	—	1496	78.7
Opponents	19	476-1475	.323	—	—	460-736	.625	837	44.1	—	—	—	—	1412	74.3
1951-52	27	677-2246	.301	—	—	425-663	.641	1248	35.6	239	—	—	—	1781	66.0
Opponents	27	593-1991	.298	—	—	466-769	.606	1033	38.3	206	—	—	—	1652	61.2
1950-51	27	630-2084	.302	—	—	434-664	.654	—	—	—	—	—	—	1694	62.7
Opponents	27	621-2102	.295	—	—	391-637	.612	—	—	—	—	—	—	1633	60.5
1949-50	25	548-2003	.274	—	—	368-574	.641	—	—	—	—	—	—	1464	58.6
Opponents	25	413-1641	.252	—	—	390-584	.668	—	—	—	—	—	—	1216	48.6
1948-49	22	472-1507	.296	—	—	295-479	.616	—	—	—	—	—	—	1239	56.3
Opponents	22	414-—	—	—	—	2									

TEAM RECORDS

Points

Points, Year	
1. 2822.....	1992-1993
2. 2739.....	1989-1990
3. 2721.....	2007-2008
4. 2615.....	2011-2012
5. 2594.....	2006-2007
6. 2581.....	2010-2011
7. 2548.....	1988-1989
8. 2537.....	2009-2010
9. 2521.....	1993-1994
10. 2506.....	2015-2016

Points Per Game

Points/Game, Year	
1. 86.8.....	1971-1972
2. 86.2.....	1963-1964
3. 85.8.....	1969-1970
4. 85.3.....	1965-1966
5. 84.2.....	1964-1965
6. 84.1.....	1970-1971
7. 83.9.....	1974-1975
8. 83.0.....	1992-1993
9. 82.2.....	1968-1969
10. 82.2.....	1967-1968

Field Goals

Field Goals Made, Year	
1. 986.....	1992-1993
2. 928.....	2007-2008
3. 923.....	1988-1989
4. 916.....	1964-1965
5. 907.....	1987-1988
6. 904.....	2006-2007
7. 904.....	1986-1987
8. 889.....	1989-1990
9. 888.....	1997-1998
10. 885.....	2011-2012

Field Goal Attempts

Field Goals Attempted, Year	
1. 2246.....	1951-1952
2. 2084.....	1950-1951
3. 2013.....	1964-1965
4. 2003.....	1949-1950
5. 1995.....	2007-2008
6. 1984.....	2006-2007
7. 1971.....	1992-1993
8. 1965.....	1963-1964
9. 1937.....	1988-1989
10. 1921.....	2011-2012

Field Goal Percentage

FG%, Year	
1. .510.....	1980-1981
2. .504.....	1966-1967
3. .502.....	1974-1975
4. .500.....	1992-1993
5. .497.....	1987-1988
6. .496.....	1978-1979
7. .492.....	1979-1980
8. .489.....	1984-1985
9. .488.....	1975-1976
10. .487.....	1986-1987

3-Point Field Goals

3-Point FG's Made, Year	
1. 346.....	2016-2017
2. 322.....	2004-2005
3. 317.....	2006-2007
4. 307.....	2011-2012
5. 303.....	2007-2008
6. 289.....	2017-2018
7. 282.....	2001-2002
8. 273.....	2015-2016
9. 263.....	2003-2004
10. 263.....	2010-2011

3 Point Field Goal Attempts

3-Pt FGA, Year	
1. 921.....	2016-2017
2. 843.....	2006-2007
3. 837.....	2004-2005
4. 819.....	2017-2018
5. 792.....	2011-2012
6. 763.....	2001-2002
7. 760.....	2007-2008
8. 734.....	2012-2013
9. 716.....	2003-2004
10. 714.....	2015-2016

3 Point Field Goal Percentage

3-Pt FG%, Year	
1. .431.....	1987-1988
2. .429.....	1986-1987
3. .414.....	1988-1989
4. .412.....	1992-1993
5. .409.....	1990-1991
6. .400.....	1989-1990
7. .399.....	2007-2008
8. .395.....	1991-1992
9. .392.....	2014-2015
10. .390.....	1993-1994

Free Throws Made

Free Throws Made, Year	
1. 742.....	1989-1990
2. 622.....	2010-2011
3. 616.....	2009-2010
4. 594.....	1971-1972
5. 588.....	1992-1993
6. 563.....	1996-1997
7. 562.....	2007-2008
8. 557.....	1993-1994
9. 541.....	1955-1956
9. 541.....	2014-2015

Free Throw Attempts

Free Throw Attempts, Year	
1. 956.....	1989-1990
2. 854.....	2009-2010
3. 837.....	2010-2011
4. 807.....	1992-1993
5. 797.....	1996-1997
6. 788.....	1971-1972
7. 785.....	1954-1955
8. 779.....	1955-1956
9. 770.....	2011-2012
10. 765.....	2007-2008

Free Throw Percentage

Free Throw %, Year	
1. .802.....	1973-1974
2. .777.....	2016-2017
3. .776.....	1989-1990
4. .770.....	1967-1968
5. .766.....	1974-1975
6. .764.....	1975-1976
7. .763.....	1970-1971
8. .757.....	1990-1991
9. .754.....	1971-1972
10. .751.....	1993-1994
10. .751.....	1984-1985

Rebounds

Total Rebounds, Year	
1. 1466.....	1963-1964
2. 1355.....	1964-1965
3. 1272.....	2015-2016
4. 1262.....	1961-1962
5. 1261.....	1960-1961
6. 1255.....	2010-2011
7. 1248.....	1951-1952
8. 1244.....	2011-2012
9. 1226.....	1989-1990
10. 1224.....	1955-1956

Rebound Average

Rebounds/Game, Year	
1. 58.6.....	1963-1964
2. 53.4.....	1954-1955
3. 53.2.....	1955-1956
4. 52.6.....	1961-1962
5. 52.5.....	1960-1961
6. 51.9.....	1969-1970
7. 51.7.....	1962-1963
8. 51.7.....	1952-1953
9. 50.2.....	1959-1960
10. 50.0.....	1958-1959

Assists

Total Assists, Year	
1. 606.....	2007-2008
2. 578.....	2006-2007
3. 577.....	1992-1993
4. 562.....	1988-1989
5. 550.....	1993-1994
6. 544.....	1989-1990
7. 541.....	2014-2015
7. 541.....	2004-2005
7. 541.....	2003-2004
10. 490.....	2001-2002

Turnovers

Turnovers, Year	
1. 578.....	1989-1998
2. 522.....	1997-1998
3. 511.....	2001-2002
4. 507.....	1986-1987
5. 506.....	1991-1992
6. 494.....	2007-2008
7. 489.....	2004-2005
8. 485.....	1996-1997
9. 485.....	1992-1993
10. 476.....	2011-2012

Steals

Steals, Year	
1. 327.....	1997-1998
2. 301.....	1996-1997
3. 277.....	1992-1993
4. 258.....	1998-1999
5. 257.....	2006-2007
6. 248.....	2003-2004
7. 240.....	1994-1995
8. 239.....	1993-1994
9. 231.....	2004-2005
10. 228.....	1995-1996

Blocks

Blocks, Year	
1. 186.....	2014-2015
2. 182.....	2015-2016
3. 174.....	2008-2009
4. 171.....	2009-2010
5. 162.....	2010-2011
6. 144.....	2011-2012
7. 138.....	2013-2014
8. 137.....	2008-2009
9. 134.....	2016-2017
10s. 131.....	1994-1995

SEASON-BY-SEASON RESULTS

* - home game

OT - overtime game

1900-01 — WON 2, LOST 2

Head Coach: W.D. Weatherford

Captain: Earnest Reese

Nashville YMCA*	L	19	22
Nashville YMCA*	W	24	9
Nashville YMCA*	W	14	12
Nashville A.C.*	L	11	13

1901-02 — WON 5, LOST 2

Head Coach: W.D. Weatherford

Captain: H.W. Davis

Nashville YMCA*	W	27	14
Nashville YMCA*	W	25	4
Nashville A.C.*	W	16	9
Nashville A.C.*	W	17	12
Howard	L	23	33
Howard	W	29	19
Birmingham Southern	L	21	34

1902-03 — WON 6, LOST 0

Head Coach: Grinnell Jones

Captain: Ben L. Clary

Cumberland	W	44	14
Nashville A.C.*	W	26	6
Nashville A.C.*	W	24	11
Howard	W	25	11
Cumberland*	W	44	14
Cumberland*	W	24	21

1903-04 — WON 6, LOST 1

Head Coach: E.J. Hamilton

Captain: John J. Tigert

U. of Nashville*	W	32	6
Nashville A.C.*	W	34	9
Nashville YMCA*	W	12	5
U. of Nashville*	W	36	4
Nashville A.C.*	W	36	3
Nashville YMCA*	W	32	4
Cumberland	L	5	18

1904-05

No Team

1905-06

No Scores Recorded

1906-07 — WON 6, LOST 1

Head Coach: J.N. (Stein) Stone

Captain: J.N. (Stein) Stone

Nashville A.C.*	L	14	23
N.Y. Professionals*	W	30	18
N.Y. Professionals*	W	38	23
Cumberland*	W	21	17
S.W. Presbyterian*	W	27	15
Nashville A.C.*	W	32	21
Nashville A.C.*	W	38	25

1907-08 — WON 6, LOST 10

Head Coach: W.L. Throop

Captain: W.L. Throop

Columbia*	L	16	34
-----------	---	----	----

Yale*	L	23	27
Montgomery YMCA	L	15	34
Mobile YMCA	L	12	43
Birmingham A.C.	L	12	30
Birmingham YMCA*	W	30	26
Nashville YMCA*	W	28	18
Southern Kentucky	W	28	15
Cumberland*	L	20	22
Nashville YMCA*	W	27	20
S.W. Presbyterian	L	10	20
Central (Ky.)*	W	28	14
Nashville A.C.*	L	8	14
Birmingham A.C.*	W	25	15
Cumberland	L	14	20
Wabash*	L	7	27

1908-09 — WON 11, LOST 4

Head Coach: E. J. Hamilton

Captain: W. D. Neely

Nashville YMCA*	W	38	20
Chattanooga	W	32	17
Atlanta A. C.	W	33	26
Columbus YMCA	L	18	19
Cumberland*	W	25	19
Birmingham A. C.	W	33	30
Mobile YMCA	L	26	33
Montgomery YMCA	L	28	32
Birmingham YMCA	W	30	12
Chattanooga*	W	52	23
Sewanee*	W	28	19
S.W. Presbyterian*	W	56	19
Cumberland	W	38	21
Nashville A. C.*	W	43	33
Nashville A. C.*	L	24	25

1909-10 — WON 10, LOST 3

Head Coach: R. B. McGehee

Captain: R. B. McGehee

Atlanta A. C.	W	53	30
Columbus YMCA	L	29	34
Montgomery YMCA	W	57	24
Mobile YMCA	W	25	24
Birmingham A. C.	W	50	30
Alumni*	W	41	21
Cumberland*	W	57	13
Sewanee*	W	61	10
Central (Ky.)	L	28	52
Georgetown	W	45	34
Central (Ky.)	L	21	70
Louisville YMCA	W	54	39
Nashville YMCA*	W	53	39

1910-11 — WON 8, LOST 2

Head Coach: Carl (Zeke) Martin

Captain: Carl (Zeke) Martin

Cumberland	W	45	20
Nashville YMCA*	W	74	13
Birmingham A. C.	L	26	39
Birmingham YMCA	W	53	25
Atlanta A. C.	W	42	34
MercerW	W	26	25
Wetumpka (Ala.)	W	60	7
Mobile YMCA	L	29	61

Sewanee*	W	54	5
Cumberland*	W	24	20

1911-12 — WON 9, LOST 9

Head Coach: Carl (Zeke) Martin

Captain: Carl (Zeke) Martin

Central (Mo.)	W	30	23
Mobile YMCA	L	15	48
Wetumpka (Ala.)	W	62	11
Columbus (Ga.) YMC	L	21	44
Rome (Ga.) A. C.	W	34	11
Atlanta A. C.	L	31	43
Birmingham A. C.	L	23	48
St. Louis A. C.	W	37	32
Cumberland	W	78	10
Union (Tenn.)	W	95	24
Memphis YMCA	L	19	21
Jackson YMCA	W	81	13
Cumberland	W	47	19
Louisville YMCA	L	27	29
Kentucky	L	17	28
Kentucky	L	18	22
Christ Church (Cincinnati)	L	27	47
Alumni	W	53	32

1912-13 — WON 4, LOST 5

Head Coach: Oscar G. Nelson

Captain: Oscar G. Nelson

Sewanee*	W	41	13
Mobile YMCA	L	31	43
Wetumpka (Ala.)	W	41	9
Bessemer (Ala.)	W	31	23
Kentucky	W	24	17
Kentucky	L	29	42
Birmingham A. C.	L	20	43
Columbus (Ga.) A. C.	L	32	70
Atlanta A. C.	L	34	52

1913-14 — WON 6, LOST 3

Head Coach: G. T. Denton

Captain: Tom Brown

MTSU W	53	5	
Chattanooga Tigers	W	31	17
Cumberland*	W	41	36
Georgia	L	32	41
Georgia Tech	W	55	41
Nashville YMCA*	L	31	32
Memphis YMCA	W	36	23
Union	W	54	20
Nashville YMCA*	L	23	41

1914-15 — WON 6, LOST 6

Head Coach: G.T. Denton

Captain: Robert M. Davidson

Cumberland	W	40	28
Atlanta A.C.	L	32	36
Chattanooga Tigers	L	21	41
Georgia*	L	35	48
Louisville YMCA	L	18	32
Kentucky	W	39	34
Kentucky	L	24	36
Jackson YMCA	L	27	37
Memphis YMCA	W	33	20

Nashville YMCA*	W	44	38
Nashville YMCA*	W	39	33
SW Presbyterian*	W	85	20

1915-16 — WON 11, LOST 3

Head Coach: G.T. Denton

Captain: Josh Cody

Cumberland	W	40	8
Mobile YMCA	W	41	37
Montgomery YMCA	W	53	29
Birmingham A.C.	W	54	32
Columbus YMCA	L	9	41
Cumberland*	W	81	13
Columbia Union	W	36	8
Louisville YMHA	W	35	16
Kentucky	W	39	25
Kentucky	W	23	20
Chattanooga Tigers	W	52	26
Nashville YMCA*	L	19	21
Memphis YMCA	W	32	19
Nashville YMCA*	L	23	25

1916-17 — WON 3, LOST 8

Head Coach: G.T. Denton

Captain: Frank Blair

Atlanta A.C.	L	15	32
Birmingham A.C.	L	24	26
Chattanooga Tigers	W	42	9
Nashville YMCA*	W	21	16
Washington & Lee	L	8	26
Louisville YMHA	W	29	13
Georgia*	L	11	31
Nashville YMCA*	L	18	22
Memphis YMCA	L	19	26
Jonesboro YMCA	L	19	25
Nashville YMCA*	L	19	23

1917-18 — WON 6, LOST 3

Head Coach: Ralph Palmer

Captain: Alf Adams

Birmingham A.C.	L	32	44
Birmingham A.C.	W	32	29
SW Presbyterian	W	79	16
Nashville YMCA*	L	23	36
Calumet	W	36	26
Transylvania	W	21	12
Louisville YMHA	W	39	17
Nashville YMCA*	L	17	26
Nashville YMCA*	W	35	30

1918-19 — WON 8, LOST 2

S.I.A.A. CHAMPIONS

Head Coach: Ray Morrison

Captain: L.M. Groves

Birmingham A.C.	W	21	16
Nashville YMCA [OT]	W	34	27
Calumet	W	40	23
Kentucky	W	36	26
Centre L	W	23	28
Jackson YMCA	W	44	18
Park Field Aviation	W	14	13
Memphis YMCA	L	14	23
Nashville YMCA	W	36	25
Memphis YMCA	W	25	22

SEASON-BY-SEASON RESULTS

1919-20 — WON 14, LOST 4

Head Coach: G.T. Denton

Captain: Tom Zerfoss

Birmingham A.C.	W	30	24
Mobile YMCA	L	33	35
Montgomery YMCA	W	56	28
Chicago YMCA*	W	26	14
Boys Club	W	36	6
Memphis YMCA	W	42	25
Georgia*	W	40	18
Nashville YMCA*	L	27	29
Georgia Tech	W	39	21
Macon YMCA	W	41	35
Boys Club*	W	21	14
Chattanooga YMCA*	W	45	39
Chattanooga YMCA*	W	41	20
Centre	W	29	18
Memphis YMCA*	L	25	31
Maryville	W	22	10
Georgia Tech*	W	32	3
Nashville YMCA*	L	13	24

1920-21 — WON 8, LOST 13

Head Coach: G.T. Denton

Captain: Garland (Gus) Morrow

Memphis YMCA	L	13	37
Birmingham A.C.	L	17	23
Birmingham A.C.	L	19	27
MTSU*	W	14	9
Michigan*	L	7	21
S.W. Presbyterian*	W	40	27
Marquette*	L	6	29
Chattanooga YMCA*	W	27	20
Memphis YMCA*	L	12	26
Auburn*	L	7	27
Georgia*	L	17	33
Macon YMCA*	L	21	30
Mercer*	L	13	21
Tulane*	W	32	13
Nashville YMCA*	W	17	12
Mercer W	20	9	
Centre	L	13	44
Kentucky	L	18	33
Louisville YMCA	W	16	11
Chicago YMCA*	L	9	13
Nashville YMCA*	W	11	9

1921-22 — WON 8, LOST 8

Head Coach: Wallace Wade

Captain: Jule Thomas

S.W. Presbyterian*	W	36	24
Camp Benning	L	15	29
Jonesboro YMCA	W	23	13
Chattanooga	W	20	13
Kentucky	W	22	12
Mercer	W	18	17
Mississippi A&M*	W	22	18
Nashville YMCA*	L	23	28
Nashville YMHA*	L	14	15
Chattanooga	L	24	29
Tennessee	L	5	20
Nashville YMCA*	L	13	14
Tennessee	L	15	16

The Citadel (SC)	W	37	22
Georgia (SC)	L	26	27
Nashville YMHA*	W	28	22

(SC) Southern Conference Tournament

1922-23 — WON 16, LOST 8

Head Coach: Wallace Wade

Captain: Oliver (Doc) Kuhn

Wabash	L	21	32
Cincinnati	L	22	41
Wittenburg	L	14	28
Ohio State	L	20	27
U. of Chicago*	W	17	11
Clarksville	W	46	23
Jonesboro YMCA	W	19	7
Memphis YMCA	L	14	15
Nashville YMHA*	W	25	21
Chattanooga	W	28	27
Milligan	W	41	20
Bemis YMCA	W	43	16
Mississippi A&M*	W	34	27
Nashville YMCA	W	23	19
Hendrix	W	26	14
Georgia*	W	25	16
Mercer	L	29	32
Mercer	W	37	35
Nashville YMHA	W	22	15
Nashville YMCA*	L	30	34
Tennessee	W	28	25
LSU (SC)	W	36	10
Virginia Tech (SC)	L	23	26
Nashville YMCA	W	36	24

(SC) Southern Conference Tournament

1923-24 — WON 7, LOST 15

Head Coach: Josh Cody

Captain: Alvin (Pep) Bell

Kansas City A. C.	L	4	23
Louisville YMCA	W	31	25
Pittsburg (Kansas)	L	32	33
Crescent A. C.	L	14	42
CCNY	L	19	25
Buffalo All-Stars	L	23	46
Kentucky	L	13	23
Calumet	L	25	28
St. Thomas A. C.	W	17	12
Mississippi A&M	W	24	23
Nashville YMCA	L	19	25
Atlanta A. C.	L	21	36
Mercer	W	23	11
YMHA Peps	W	17	13
Alabama [OT]	L	25	26
Nashville YMCA	L	17	26
Nashville YMHA	L	37	44
Chattanooga	W	34	22
Tennessee	L	23	36
Nashville YMHA	L	22	30
Clemson (SC)	W	42	14
North Carolina (SC)	L	20	37

(SC) Southern Conference Tournament

1924-25 — WON 12, LOST 13

Head Coach: Josh Cody

Captain: Gil Reese

MTSU	L	28	31
Memphis YMCA	L	21	23
Drury College	W	33	21
Kansas City A. C.	L	23	28
Butler	L	17	37
Franklin (Ind.)	L	23	49
DePauw	L	21	28
Wabash	L	14	15
Owensboro YMCA	W	37	19
Mississippi	W	19	18
Nashville YMCA	W	21	20
Memphis YMCA	W	33	19
Birmingham A. C.	L	22	34
Georgia	W	41	34
Mercer	L	30	31
Georgia Tech	W	37	26
Butler	L	13	33
Tennessee	W	27	18
Mississippi A&M	L	20	29
Alabama	L	22	39
Tulane	L	25	32
Nashville YMHA	W	40	33
Nashville YMHA	W	25	18
Nashville YMCA	W	24	15
MTSU	W	30	29

1925-26 — WON 8, LOST 18

Head Coach: Josh Cody

Captain: John McCall

Evansville	L	22	39
Saint Louis	L	22	35
Memphis	L	20	37
Bemis YMCA	L	28	31
Nashville Burk	L	9	19
MTSU	W	51	19
Mercer	W	22	18
Marquette	L	16	19
Georgia Tech	W	27	24
Mississippi A&M	L	27	36
Mississippi	L	18	32
LSU	L	23	24
Tulane	L	20	21
Nashville YMHA	L	26	33
Alabama	L	19	23
Nashville YMCA*	W	21	12
Mississippi A&M*	W	21	20
Tennessee [OT]	L	32	38
MTSU	W	25	24
Nashville YMHA*	W	27	22
Nashville Burk	W	41	21
Cincinnati Guaranty	L	18	24
Western Kentucky	L	29	34
Kentucky	L	20	30
Nashville YMCA*	L	8	25
Nashville YMCA*	L	12	27

1926-27 — WON 20, LOST 4

SOUTHERN CONFERENCE CHAMPIONS

Head Coach: Josh Cody

Captain: Malcolm Moss

Evansville	L	22	37
Marquette	W	22	15
Loyola (Chicago)	L	7	31
Saint Louis	W	40	21
Western Kentucky	W	40	20
MTSU*	W	59	19
Kentucky	W	48	32
Western Kentucky*	L	25	26
Georgia Tech	L	29	36
Mercer	W	36	33
Sewanee*	W	53	18
Mississippi A&M	W	35	34
Nashville YMCA*	W	50	28
MTSU	W	52	20
Sewanee	W	31	18
Mississippi*	W	33	32
Nashville YMHA*	W	43	32
Auburn*	W	39	35
Evansville* [OT]	W	46	44
Tennessee*	W	35	25
Washington & Lee (SC)	W	44	32
Mississippi (SC)	W	32	20
South Carolina (SC)	W	31	25
Georgia (SC)	W	46	44

(SC) Southern Conference Tournament

1927-28 — WON 5, LOST 7

Head Coach: Johnny (Red) Floyd

Captain: Frank Bridges

Cumberland	W	41	30
Mercer	L	31	38
Kentucky	L	23	43
MTSU	W	35	29
Mississippi A&M	L	38	44
Sewanee	W	33	26
Auburn	L	28	62
Penn Dixies	L	24	34
Kentucky	L	29	54
Georgia Tech	L	31	41
Carson-Newman	W	66	40
Tennessee	W	28	26

1928-29 — WON 4, LOST 13

Head Coach: Johnny (Red) Floyd

Captain: Bertram (Triney) Chalfant

Alumni	L	31	48
Cumberland	W	50	33
Sewanee	W	45	31
Nashville YMHA	L	36	39
Georgia Tech	L	28	40
Nashville Burk	L	41	46
Memphis YMCA	L	30	36
Sewanee	W	29	23
Georgia Tech	L	15	40
Nashville YMCA	L	19	45
Mercer	L	40	60
Nashville YMCA	L	29	36
Nashville YMHA	L	31	36
Mississippi State	L	32	47

SEASON-BY-SEASON RESULTS

Mississippi [OT]	L	46	48
Tennessee	L	22	26
MTSU	W	42	41

1929-30 – WON 6, LOST 16

Head Coach: Garland Morrow
Captain: Donald Cram

Louisville	L	22	24
Butler	L	14	39
Loyola (Chicago)	L	16	33
Purdue	L	22	43
Saint Louis	L	16	46
MTSU	L	31	45
Cumberland	W	39	12
Western Kentucky	W	32	18
Clemson [2OT]	L	42	48
Sewanee	L	15	36
Alabama	L	18	36
Auburn	W	29	27
Clemson	L	27	32
Georgia Tech	L	25	46
Georgia Tech	L	37	41
Tennessee	L	21	23
Tennessee Tech	L	37	42
Nashville YMCA	W	44	20
Sewanee	L	35	40
MTSU	W	34	33
Tennessee [OT]	L	33	38
Nashville YMCA	W	49	43

1930-31 – WON 16, LOST 8

Head Coach: Garland Morrow
Captain: Shelby Coffey

Albany YMCA	W	39	22
Atwater Kent	W	40	21
Hubbard Hardware	W	41	32
Chattanooga YMCA	W	31	24
MTSU	W	42	20
Murray	W	48	29
Cumberland	W	50	26
Georgia Tech	L	35	44
Florida	W	42	25
Florida	W	43	35
Kentucky	L	37	42
Sewanee	W	35	17
Tennessee	W	41	40
Auburn	W	36	26
Sewanee	W	52	32
Louisville	W	32	23
Georgia Tech	W	45	32
Duke [OT]	L	44	48
Alabama	L	29	36
Auburn	L	25	42
Chattanooga YMCA	W	48	23
Kentucky	L	23	43
Tennessee	L	34	37
North Carolina [OT]	L	21	23

1931-32 – WON 8, LOST 11

Head Coach: Josh Cody
Captain: William R. Schwartz

Ohio State	W	28	27
Wittenburg	L	24	39
Miami (Ohio)	W	28	22
MTSU	W	38	32
Auburn*	L	23	36
Chattanooga	L	26	28
Georgia Tech	L	27	45
Florida	W	36	32
Florida	L	33	43
Sewanee	W	30	22
Tennessee	L	25	27
Auburn	L	23	38
Kentucky	W	37	61
Alabama	W	39	32
Sewanee*	W	32	21
MTSU	L	35	40
Tennessee	L	22	27
Kentucky	W	32	31
Duke	L	32	41

1932-33 – WON 14, LOST 8

(11-5 in SEC/3rd)

Head Coach: Josh Cody
Captain: Tom Henderson

Ohio State	L	26	45
Clemson	W	39	22
South Carolina [2OT]	W	31	29
Tennessee* [OT]	W	37	32
Tulane*	W	35	21
Tulane*	W	39	22
Georgia Tech*	W	38	27
Auburn*	W	25	24
LSU*	W	54	34
LSU*	W	52	26
Sewanee*	W	25	19
Kentucky*	L	29	40
Alabama*	L	22	37
Wichita Henrys*	L	38	40
Auburn	W	21	20
Florida	W	42	41
Florida	L	27	43
Sewanee	W	41	25
Tennessee	L	27	35
Kentucky	L	28	45
Tulane (S)	W	28	25
Mississippi State (S)	L	36	48

(S) SEC Tournament, Atlanta

1933-34 – WON 11, LOST 6

(8-5 in SEC/5th)

Head Coach: Josh Cody
Captain: Harold Huggins

Auburn*	W	31	22
Georgia Tech*	W	24	22
Clemson*	W	27	25
Tulane L	15	19	
Tulane W	23	21	
Cumberland*	W	34	21
Tennessee*	W	31	26
Sewanee	W	60	28

Auburn	W	48	33
Kentucky*	L	26	48
Alabama*	L	32	38
Georgia Tech	W	38	30
Sewanee*	W	40	27
Tennessee	L	34	45
Kentucky	L	27	47
Georgia (S)	W	46	29
Florida (S)	L	23	24

(S) SEC Tournament at Atlanta

1934-35 – WON 9, LOST 11

(9-6 in SEC/4th)

Head Coach: Josh Cody
Captain: Jim Scoggins

Cincinnati	L	20	47
Clemson	L	22	32
Cincinnati	L	20	46
Auburn*	W	37	27
Auburn*	W	41	24
Tulane*	W	50	34
Sewanee	W	47	20
Georgia Tech [OT]	W	33	32
Alabama	W	34	33
Kentucky*	L	22	58
Indiana [OT]	L	30	39
Georgia Tech*	W	53	25
Sewanee*	W	62	32
Tennessee*	L	29	39
Auburn	W	37	25
LSU	L	41	56
LSU	L	31	40
Creighton*	L	28	53
Tennessee [OT]	L	37	39
Kentucky	L	19	53

1935-36 – WON 9, LOST 14

(9-4 in SEC/2nd)

Head Coach: Josh Cody
Captain: Willie Geny

Miami (Ohio)*	L	23	34
Indiana	L	18	56
Xavier	L	37	39
Pittsburgh	L	32	57
Evansville	L	20	33
Loyola (Chicago)	L	22	25
Iowa State*	L	28	38
Creighton	L	34	40
Creighton	L	30	46
Auburn*	W	47	27
Sewanee*	W	45	27
Tulane*	W	44	31
Georgia Tech*	W	43	22
Sewanee	W	40	16
Auburn	W	37	32
Kentucky*	W	33	24
Alabama*	L	30	32
Georgia Tech	W	42	40
Alabama	L	28	33
Tennessee*	W	33	30
Tennessee	L	33	34
Kentucky	L	41	61
Georgia Tech (S)	L	37	42

(S) SEC Tournament, Atlanta

1936-37 – WON 6, LOST 10

(3-7 in SEC/11th)

Head Coach: Jim Buford
Captain: Ken Overly

MTSU	W	39	30
MTSU*W	39	12	
Sewanee	W	46	26
Chattanooga*	W	34	28
Georgia Tech	L	27	39
Alabama	W	23	19
Western Kentucky	L	27	40
Kentucky*	L	26	41
Western Kentucky*	L	15	35
Tennessee*	L	30	50
Alabama*	L	19	29
Georgia Tech*	L	30	40
Tennessee	L	28	34
Chattanooga [OT]	L	29	30
Kentucky	L	19	51
Sewanee*	W	43	38

Not invited to SEC Tournament

1937-38 – WON 9, LOST 12

(4-8 in SEC/10th)

Head Coach: Jim Buford
Captain: Ed Hunter

Mississippi (M)	L	30	68
Austin Peay State*	W	43	42
Western Kentucky*	L	25	39
Tennessee Tech*	W	34	31
Austin Peay State	W	49	31
Georgia Tech	L	25	59
Sewanee*	L	28	32
Tennessee Tech	L	16	21
Alabama	W	39	36
Western Kentucky	L	18	38
Tennessee*	L	30	37
Kentucky*	L	19	42
Alabama*	W	46	26
Georgia Tech*	L	35	40
Florida*	W	59	24
Chattanooga	W	44	30
Tennessee	L	26	38
Kentucky	L	24	48
Sewanee	W	41	35
Alabama (S)	W	50	26
Georgia Tech (S)	L	18	50

(M) Played at Memphis

(S) SEC Tournament, Baton Rouge, La.

1938-39 – WON 14, LOST 7

(7-5 in SEC/6th)

Head Coach: Jim Buford
Captain: Ed Hunter

Austin Peay State*	W	42	35
Cumberland*	W	37	30
Lipscomb*	W	42	31
Cumberland*	W	48	36
Georgia Tech	L	24	30
Lipscomb	L	33	40
Sewanee	W	37	30

SEASON-BY-SEASON RESULTS

Tennessee	L	31	33
Kentucky*	L	37	51
Alabama*	W	36	34
Western Kentucky	L	31	51
Georgia Tech*	W	49	42
Sewanee*	W	70	42
Auburn*	W	49	42
Western Kentucky*	W	53	49
Tennessee*	W	56	38
Chattanooga	W	61	24
Kentucky	L	27	52
Mississippi State (S)	W	73	40
Alabama (S)	W	41	33
Tennessee (S)	L	36	39

(S)—SEC Tournament, Knoxville

1939-40 — WON 10, LOST 12
(5-7 in SEC/10th)

Head Coach: Jim Buford
Captain: Ross Hanna

Austin Peay State*	L	28	40
Murray*	W	46	37
Cumberland*	W	51	39
Lipscomb*	L	44	50
Auburn*	W	51	45
Georgia Tech	L	43	49
Tennessee	L	23	29
Alabama	L	31	43
Auburn	W	50	46
Tennessee*	L	31	34
Kentucky*	W	40	32
Cumberland	W	56	49
Alabama*	L	29	32
Georgia Tech	L	39	57
Sewanee*	W	52	39
Lipscomb	L	41	44
Western Kentucky*	L	25	36
Tennessee Tech*	W	37	35
Sewanee	W	31	28
Kentucky	L	38	43
Mississippi State (S)	W	46	36
Kentucky (S)	L	34	44

(S) SEC Tournament, Knoxville

1940-41 — WON 8, LOST 9
(3-9 in SEC/11th)

Head Coach: Jim Buford
Captain: "Pinky" Lipscomb

J14 Sewanee	W	42	28
J17 Georgia	W	50	44
J18 Georgia Tech	L	48	55
J20 Sewanee*	W	46	24
J24 Alabama	L	24	48
J25 Auburn	L	44	45
J28 Alabama*	L	28	40
F1 Kentucky*	L	50	51
F3 Lipscomb*	W	57	42
F7 Mississippi*	W	80	47
F13 Auburn*	W	47	39
F15 Georgia Tech*	W	54	41
F17 Tennessee*	L	36	37
F22 Tennessee	L	25	46
F24 Kentucky	L	31	58

F27 LSU (S)	W	63	49
F28 Florida (S)	L	41	47

(S) SEC Tournament, Louisville, Ky.

1941-42—WON 7, LOST 9
(3-8 in SEC/10th)

Head Coach: Norm Cooper
Captain: Harrison Rue

Sewanee*	W	50	34
Auburn	L	33	35
Georgia Tech	W	39	32
Sewanee	W	50	20
Alabama	L	19	33
Auburn*	L	45	50
Alabama* [OT]	L	33	37
Georgia*	W	58	38
Mississippi State	W	41	38
Mississippi	L	31	38
Lipscomb*	W	59	29
Camp Forest*	W	39	34
Georgia Tech*	L	27	35
Tennessee*	L	33	34
Tennessee	L	26	39
Auburn (S)	L	34	36

(S) SEC Tournament, Louisville, Ky.

1942-43 — WON 10, LOST 8
(9-7 in SEC/6th)

Head Coach: Norm Cooper
Captain: Julian Olsen

Auburn*	W	54	39
Georgia	W	39	35
Georgia Tech	L	29	43
Alabama	L	26	29
Alabama*	W	31	27
Auburn	W	48	43
Kentucky	L	38	39
Mississippi State	L	40	45
Mississippi	L	44	49
Kentucky*	L	43	54
Mississippi*	W	55	30
Mississippi State*	W	45	35
Georgia Tech*	W	52	28
Tennessee*	W	30	27
Lipscomb	W	41	28
Tennessee	L	22	44
Georgia*	W	66	31
Tennessee (S)	L	31	41

(S) SEC Tournament, Louisville

1943-44 — WON 12, LOST 3
(No formal SEC schedule)

Head Coach: Smokey Harper

Thayer Hospital*	W	42	22
Vandy ASTP*	W	48	38
Lipscomb*	W	50	45
Convair	L	60	68
20th Ferrying Cm.	W	40	26
Convair	W	41	39
20th Armored*	W	49	32
Tennessee Tech*	W	59	42
20th Armored	W	49	32
Tennessee Tech	W	56	32

Lipscomb	W	40	35
508th Air Base	W	42	38
Navy A.A.C.*	L	17	47
Navy A.A.C.	W	37	31
Georgia Tech (S)	L	51	63

(S) SEC Tournament, Louisville, Ky.

1944-45 — WON 6, LOST 6
(No formal SEC schedule)

Head Coach: Gus Morrow
Captain: Dave Scobey

Tennessee Tech	L	44	50
Lipscomb	W	65	35
Tennessee Tech	L	40	54
Smyrna Bombers	L	38	75
Sewanee*	W	51	46
Thayer Hospital	L	38	44
Southwestern	W	59	40
Smyrna Bombers*	L	53	74
Lipscomb	W	60	34
Sewanee	L	38	51
Thayer Hospital*	W	50	38
Southwestern*	W	66	48

1945-46 — WON 3, LOST 10
(2-5 in SEC/9th)

Head Coach: Gus Morrow
Captain: Jay Ball

J5 Louisville	L	27	60
J14 Georgia*	W	44	41
J18 Southwestern	W	38	20
J19 Mississippi	W	39	31
J21 Western Kentucky*	L	32	45
J23 Western Kentucky	L	29	42
J26 Georgia	L	39	51
F4 Kentucky*	L	37	59
F9 Kentucky (P)	L	31	64
F16 Murray	L	34	53
F18 Tennessee*	L	33	55
F23 Tennessee	L	32	42
Tennessee (S)	L	32	46

(P) Played at Paducah, Ky.

(S) SEC Tournament, Louisville, Ky.

1946-47 — WON 7, LOST 8
(4-7 in SEC/8th)

Head Coach: Norm Cooper
Captain: Tommy Owen

D14 Sewanee*	W	51	30
D20 Sewanee	W	60	37
J11 Alabama*	L	36	49
J13 Kentucky*	L	30	80
J18 Southwestern*	W	64	39
J24 Auburn	W	38	37
J25 Alabama	L	33	38
J29 LSU (M)	L	52	62
F1 Auburn*	W	59	58
F3 Mississippi State*	W	64	44
F8 Mississippi*	W	55	40
F17 Tennessee*	L	47	54
F21 Kentucky	L	41	84
F22 Tennessee	L	21	56

F27 Kentucky (S)	L	29	98
------------------	---	----	----

(M) Played at Memphis
(S) SEC Tournament, Louisville, Ky.

1947-48 — WON 8, LOST 14
(4-11 in SEC/12th)

Head Coach: Bob Polk
Captain: Mike Craig

D2 Lipscomb*	W	57	43
D5 Mississippi State	L	46	51
D6 Mississippi	L	42	53
D18 Mississippi*	W	71	49
D20 Xavier	L	42	79
J2 Tulane (at Memphis)	L	56	64
J3 Southwestern	W	64	40
J10 Mississippi State*	W	51	48
J16 Tulane	L	44	63
J17 LSU	L	54	56
J20 Xavier*	L	42	62
J23 Auburn	L	41	46
J24 Alabama	L	31	60
F2 Auburn*	W	55	47
F6 Lipscomb	W	57	37
F9 Kentucky*	L	51	82
F14 Alabama*	W	58	32
F16 Tennessee*	L	48	63
F20 Kentucky	L	43	79
F21 Tennessee	L	53	72
F28 Southwestern*	W	61	47
M5 Tulane (S)	L	53	67

(S) SEC Tournament, Louisville, Ky.

1948-49—WON 14, LOST 8
(9-5 in SEC/4th)

Head Coach: Bob Polk
Captain: Mike Craig

D4 Lipscomb	W	65	41
D6 Chattanooga	W	66	51
D10 Cumberland	W	77	32
D20 Lipscomb*	W	57	37
D29 Drake (C)	L	46	47
D30 Dartmouth (C)	L	52	64
J3 Washington (Mo.)	W	47	43
J10 Tennessee*	L	51	53
J15 Mississippi	W	62	49
J17 Mississippi State	W	35	29
J22 Auburn	L	46	48
J24 Alabama	W	36	31
J29 Tennessee	L	64	67
J31 Kentucky*	L	50	72
F5 Auburn*	W	52	42
F7 Mississippi*	W	64	52
F12 Alabama*	W	68	42
F14 Mississippi State*	W	90	45
F19 LSU*	W	61	51
F21 Tulane*	W	56	54
F26 Kentucky	L	37	70
M4 LSU (S)	L	56	60

(C) Corn Bowl Tournament, Des Moines, Iowa

(S) SEC Tournament, Louisville, Ky.

SEASON-BY-SEASON RESULTS

1949-50 – WON 17, LOST 8

(11-3 in SEC/2nd)

Head Coach: Bob Polk

Captain: Billy Joe Adcock

N28	Lipscomb	W	62	39
D1	New York Univ. [OT]	W	65	59
D3	Temple	L	35	55
D6	Chattanooga*	W	75	40
D10	Lipscomb*	W	66	42
D12	Temple (O)	W	49	45
D27	Oklahoma A&M (A)	L	61	62
D28	Baylor (A)	L	53	61
D29	Alabama (A)	W	53	44
J2	Washington (Mo.)*	L	53	55
J7	Tennessee	W	67	52
J14	Mississippi State	W	62	50
J16	Mississippi	W	44	37
J21	Auburn	W	58	47
J23	Alabama	L	44	47
J28	Tennessee*	W	50	44
J30	Kentucky*	L	54	58
F4	Florida*	W	54	34
F6	Auburn*	W	63	51
F11	Alabama*	W	47	38
F13	Mississippi State*	W	85	50
F16	Mississippi*	W	80	47
F20	MTSU*	W	74	39
F25	Kentucky	L	66	70
M3	Tennessee (S)	L	44	50

(O) Played at Owensboro, Ky.

(A) All-College Tournament, Oklahoma City, Okla.

(S) SEC Tournament, Louisville, Ky.

1950-51 – WON 19, LOST 8

(10-4 in SEC/2nd)

Head Coach: Bob Polk

Captain: George Kelley

D4	MTSU*	W	58	45
D9	Lipscomb* [OT]	W	71	69
D18	Florida*	W	81	64
D21	Holy Cross	L	62	64
D23	New York Univ.	L	56	87
D27	Texas (A)	L	49	55
D28	Baylor (A)	W	54	53
D29	Tulsa (A)	W	56	49
J2	Lipscomb	L	57	59
J6	Auburn*	W	61	51
J8	Alabama*	W	49	35
J13	Mississippi	W	70	63
J15	Mississippi State	W	63	60
J20	LSU	W	69	61
J23	Tennessee*	W	58	57
J27	Kentucky*	L	49	74
F5	Tennessee	L	59	61
F10	Georgia Tech*	W	65	47
F13	Sewanee*	W	63	44
F15	Tulane	L	55	90
F17	Georgia Tech	W	69	67
F19	Kentucky	L	57	89
F26	Georgia*	W	69	57
	Tennessee (S)	W	88	52
	Georgia (S)	W	70	60

LSU (S)	W	75	63
Kentucky (S)	W	61	57

(A) All-College Tournament,

Oklahoma City, Okla.

(S) SEC Tournament, Louisville, Ky.

1951-52 – WON 18, LOST 9

(9-5 in SEC/2nd)

Head Coach: Bob Polk

D1	Bradley	W	55	51
D4	MTSU*	W	80	49
D6	Lipscomb*	W	78	63
D9	Sewanee	W	86	63
D17	Texas Tech*	W	55	49
D20	Rice*	W	65	56
D22	St. John's	L	54	69
D27	Baylor (W)	W	60	53
D28	TCU (W)	L	49	51
D29	Texas (W)	L	49	65
J5	Tennessee*	W	80	60
J7	LSU*	W	58	47
J14	Auburn	W	73	61
J16	Alabama	L	44	63
J19	Florida	L	70	86
J22	Tennessee	L	50	68
J28	Kentucky*	L	51	88
J31	Lipscomb	W	80	69
F2	Georgia Tech*	W	92	67
F4	Mississippi*	W	59	51
F9	Mississippi State	W	86	61
F11	Tulane*	W	84	63
F16	Georgia	W	73	51
F18	Georgia Tech	W	83	58
F21	Kentucky	L	45	75
F28	Georgia (S)	W	61	49
F29	Florida (S) [OT]	L	63	66

(W) SWC Tournament, Dallas, Texas

(S) SEC Tournament, Louisville, Ky.

1952-53 – WON 10, LOST 9

(5-8 in SEC/7th)

Head Coach: Bob Polk

Captain: Bob White

D1	Duke	L	88	94
D6	Virginia*	W	90	83
D8	Lipscomb*	W	92	66
D20	Texas*	W	84	66
D22	Baylor*	W	73	66
D30	Tennessee*	W	77	69
J1	Yale*	W	95	67
J3	Tulane	L	53	76
J5	LSU	L	61	74
J10	Georgia Tech*	W	72	60
J12	Florida*	W	85	73
J17	Georgia*	W	97	66
J24	Tennessee	L	79	83
J26	Georgia Tech	L	79	85
F7	Auburn*	L	66	71
F14	Mississippi State	L	75	82
F16	Mississippi	L	65	79
F23	Alabama*	L	80	88
F28	Tennessee*	W	85	64

1953-54 – WON 12, LOST 10

(5-9 in SEC/8th)

Head Coach: Bob Polk

Captain: Dan Finch

D1	Sewanee*	W	76	59
D5	Texas Tech*	W	75	71
D7	Duke*	W	71	66
D12	SMU*	W	72	65
D19	Baylor*	W	65	60
D21	Rice*	L	60	79
D30	Auburn*	W	96	48
J2	MTSU*	W	86	65
J9	Tennessee	L	53	62
J11	Georgia Tech	W	65	55
J16	Mississippi State*	W	79	69
J18	Mississippi*	L	74	78
J23	Georgia Tech*	W	84	65
J30	Kentucky*	L	63	85
F6	Auburn	L	73	76
F8	Alabama	L	75	87
F13	Tulane*	L	63	71
F15	LSU*	L	69	82
F22	Kentucky	L	64	100
F27	Florida	W	76	68
M1	Georgia	W	83	67
M6	Tennessee*	L	76	80

1954-55 – WON 16, LOST 6

(9-5 in SEC/3rd)

Head Coach: Bob Polk

D4	Sewanee*	W	88	48
D6	Washington & Lee*	W	104	88
D11	TCU*	W	71	50
D20	Texas+	W	94	67
D29	Stanford*	L	64	72
J1	Mississippi*	W	94	69
J3	William & Mary*	W	86	61
J8	Tennessee	W	73	69
J10	Georgia Tech	W	71	69
J15	Mississippi State	W	72	52
J17	Mississippi	L	63	77
J22	Georgia Tech*	W	83	63
J24	Lipscomb*	W	88	61
J29	Kentucky*	L	71	75
F5	Auburn*	W	79	74
F7	Alabama*	W	78	57
F12	Tulane	L	58	62
F14	LSU	L	59	66
F19	Tennessee*	W	76	71
F21	Kentucky	L	59	71

+ Birmingham, Ala.

1955-56 – WON 19, LOST 4

(11-3 in SEC/3rd)

Head Coach: Bob Polk

Game Captains

D1	Sewanee*	W	84	45
D3	Texas A&M*	W	79	69
D5	Ohio State	W	76	67
D10	Oklahoma*	W	78	69
D19	Georgia*	W	85	61
D21	Nebraska	W	66	48

D23	Iowa State	L	76	87
D29	New Mexico A&M*	W	64	40
J3	William & Mary* [2OT]	W	89	80
J7	Tennessee	W	84	57
J9	Georgia Tech	W	72	59
J14	Mississippi*	W	88	73
J16	Georgia Tech*	W	67	64
J21	Kentucky*	W	81	73
J28	Mississippi State*	W	69	49
F4	Alabama	W	69	56
F6	Alabama	L	61	88
F11	LSU*	W	107	68
F13	Tulane*	W	74	67
F18	Tennessee*	W	96	68
F20	Kentucky	L	55	76
F25	Florida	W	80	75
F27	Auburn	L	65	74

1956-57 – WON 17, LOST 5

(10-4 in SEC/2nd)

Head Coach: Bob Polk

Game Captain

D1	Minnesota	L	60	63
D4	Sewanee*	W	87	45
D8	Mississippi*	W	90	61
D17	Texas*	W	94	67
D19	New Mexico*	W	81	59
D22	Nebraska*	W	78	54
D29	Arizona*	W	107	76
J2	William & Mary*	W	80	65
J5	Tennessee	W	71	68
J7	Georgia Tech	W	81	73
J12	Mississippi	L	66	68
J14	Mississippi State	L	62	63
J19	Georgia Tech*	W	93	74
J26	Kentucky*	L	83	91
F2	Auburn*	W	83	78
F4	Alabama*	W	61	50
F9	LSU	W	78	66
F11	Tulane	W	71	53
F16	Tennessee*	W	69	62
F18	Kentucky	L	78	80
F23	Florida*	W	75	59
F25	Georgia*	W	75	51

1957-58 – WON 14, LOST 11

(7-7 in SEC/7th)

Head Coach: Bob Polk

Captain: Jim Henry

D2	Sewanee*	W	91	53
D7	Minnesota*	L	85	89
D9	VMI*	W	105	74
D14	SMU	L	58	72
D16	Southwestern*	W	98	48
D18	The Citadel*	W	90	61
D21	Georgia*	W	74	64
D23	N. Mexico A&M*	W	73	59
D28	Maryland (S)	L	56	71
D29	Loyola (La.) (S)	L	80	84
J2	Brigham Young*	W	89	56
J4	Tennessee	L	55	67
J6	Kentucky*	L	81	86
J11	Mississippi*	W	68	59

SEASON-BY-SEASON RESULTS

J13	Mississippi State*	W	74	62
J18	Georgia Tech	L	60	81
F1	Auburn	L	69	77
F3	Alabama	L	60	65
F8	LSU*	W	78	60
F10	Tulane*	W	80	65
F15	Tennessee*	W	83	70
F17	Kentucky	L	61	65
F22	Florida	L	53	73
F24	Georgia	W	69	66
M1	Georgia Tech*	W	60	59

(S) Sugar Bowl Tournament

1958-59 — WON 14, LOST 10

(8-6 in SEC/T5th)

Acting Head Coach: Roy Skinner

Captain: Jim Henry

D2	Sewanee*	W	71	42
D6	Minnesota	L	76	77
D8	Missouri [OT]	L	72	78
D13	SMU	L	72	80
D15	Hardin-Simmons*	W	80	52
D17	Wyoming*	W	70	65
D20	Dartmouth*	W	87	71
D29	Virginia*	W	75	64
D30	Navy*	L	61	67
J3	Tennessee	L	60	65
J6	Kentucky*	W	75	66
J10	Mississippi [OT]	W	79	74
J12	Mississippi State	L	65	83
J17	Georgia Tech	L	61	80
J31	Auburn*	L	61	64
F2	Alabama*	W	81	59
F7	LSU	W	72	57
F9	Tulane [OT]	W	64	62
F14	Tennessee*	W	76	60
F18	Kentucky	L	71	83
F21	Florida	W	77	66
F23	Georgia*	W	78	50
F28	Georgia Tech*	L	67	71
M5	Baylor*	W	61	60

1959-60 — WON 14, LOST 9

(7-7 in SEC/T6th)

Head Coach: Bob Polk

Captain: Ben Rowan

D1	Sewanee*	W	87	68
D5	Minnesota*	L	59	72
D7	Arkansas State*	W	98	66
D10	Rice	W	82	72
D12	SMU	L	67	86
D15	Georgia*	W	79	67
D19	South Carolina*	W	85	73
D28	Yale*	W	76	65
D29	Princeton*	W	72	54
J2	Tennessee	L	60	72
J5	Kentucky*	L	59	76
J9	Mississippi*	L	66	58
J11	Mississippi State*	W	79	72
J16	Georgia Tech [OT]	L	66	74
J30	Auburn	L	54	55
F1	Alabama	L	54	61
F6	LSU*	W	80	68

F8	Tulane* [OT]	W	68	64
F13	Tennessee*	W	63	53
F16	Kentucky	L	60	68
F20	Florida [OT]	L	75	81
F22	Georgia	W	80	75
F27	Georgia Tech*	W	62	57

1960-61 — WON 19, LOST 5

(10-4 in SEC/T2nd)

Head Coach: Bob Polk

Captain: Bill Depp

D2	Michigan*	W	58	43
D5	Florida State*	W	75	55
D10	SMU*	W	76	64
D12	Alabama	W	77	61
D17	Rice*	W	70	44
D19	Texas Tech	W	80	78
D21	New Mexico	W	66	59
D30	UT-Chattanooga*	W	92	78
J3	Sewanee*	W	80	57
J7	Tennessee	W	68	66
J9	Kentucky*	W	64	62
J14	Mississippi State	L	65	74
J16	Mississippi	L	72	74
J21	Georgia Tech	W	69	56
F4	Auburn*	W	58	53
F6	Alabama*	W	73	70
F11	Tulane	W	63	60
F13	LSU	L	61	65
F18	Tennessee*	W	76	60
F21	Kentucky	L	59	60
F25	Florida*	W	77	60
F27	Georgia*	W	87	76
M4	Georgia Tech*	W	79	59
M9	Kentucky (N)	L	67	88

(N) NCAA Tournament, Knoxville

1961-62—WON 12, LOST 12

(6-8 in SEC/T6th)

Head Coach: Roy Skinner

Captain: Bobby Bland

D4	Sewanee*	W	76	43
D9	Texas Tech*	L	64	71
D11	Alabama* [OT]	W	65	63
D16	Army*	W	67	52
D19	Rice	L	64	71
D21	SMU	L	73	91
D23	Missouri*	W	77	65
D28	Virginia Tech (G)	L	78	79
D29	Navy (G)	W	77	74
J2	Yale*	W	79	69
J6	Tennessee	L	83	85
J8	Kentucky*	L	68	77
J13	Mississippi State*	W	100	86
J15	Mississippi*	W	80	58
J20	Georgia Tech	L	66	71
F3	Auburn	L	68	89
F5	Alabama	L	76	82
F10	Tulane*	W	77	65
F12	LSU*	W	70	67
F17	Tennessee*	W	97	76
F19	Kentucky	L	80	87
F24	Florida	L	68	78

F26	Georgia	L	69	71
M3	Georgia Tech*	W	88	74

(G) Gator Bowl Tournament

1962-63 — WON 16, LOST 7

(9-5 in SEC/4th)

Head Coach: Roy Skinner

Captain: John Russell

D4	Rice*	W	80	68
D8	SMU*	W	69	62
D11	Duke	L	70	90
D15	Pennsylvania	L	70	74
D18	Louisville*	W	95	72
D22	Virginia Tech*	W	80	72
D28	Clemson (P)	W	60	58
D29	Furman (P)	W	69	68
J2	Western Kentucky*	W	71	69
J5	Tennessee	W	68	50
J7	Kentucky*	L	82	106
J12	Mississippi State	L	55	58
J14	Mississippi*	W	79	72
F2	Auburn*	L	59	62
F4	Alabama*	W	74	73
F8	LSU	L	56	63
F9	Tulane	W	80	69
F13	Georgia Tech	L	62	67
F16	Tennessee*	W	74	72
F18	Kentucky	W	69	67
F23	Florida*	W	78	74
F25	Georgia*	W	82	64
M2	Georgia Tech*	W	75	74

(P) Poinsettia Tournament

1963-64—WON 19, LOST 6

(8-6 in SEC/T4th)

Head Coach: Roy Skinner

Game Captains

D2	Rice	W	82	68
D3	SMU	W	79	60
D7	Western Kentucky	W	82	60
D11	Duke* [OT]	W	97	92
D14	Arkansas*	W	101	77
D18	TCU*	W	113	56
D21	Louisville	W	91	82
D27	Memphis* (V)	W	85	79
D28	South Carolina* (V)	W	106	78
D31	VMI*	W	87	71
J4	Tennessee	L	55	57
J6	Kentucky*	W	85	83
J11	Mississippi State*	W	90	56
J13	Mississippi*	W	88	81
J28	Arkansas State*	W	108	73
F1	Auburn	L	63	81
F3	Alabama	W	111	73
F7	Tulane*	W	96	64
F8	LSU*	W	66	64
F12	Georgia Tech	L	71	75
F15	Tennessee*	L	62	64
F17	Kentucky	L	73	104
F22	Florida	W	91	78
F24	Georgia	L	69	81
F29	Georgia Tech*	W	103	89

(V) Vanderbilt Invitational

1964-65 — WON 24, LOST 4

SEC CHAMPIONS (15-1 in SEC/1st)

Head Coach: Roy Skinner

Captain: John Ed Miller

D3	Rice*	W	78	49
D5	SMU*	W	99	67
D8	Western Kentucky*	W	94	79
D12	Virginia Tech	L	64	69
D14	North Carolina	L	78	84
D18	Baylor* (V)	W	97	78
D19	Oklahoma State* (V)	W	60	58
D22	Miami (Ohio)*	W	74	68
D29	Texas Tech*	W	83	73
D30	Louisville*	W	80	47
J2	Tennessee*	W	77	72
J5	Kentucky	W	97	79
J9	Mississippi State	W	94	70
J11	Georgia	W	75	62
J25	Mississippi	W	84	70
J30	Auburn*	W	105	77
F6	Tulane	W	85	67
F8	LSU	W	96	85
F13	Tennessee	L	66	79
F16	Kentucky*	W	91	90
F20	Florida*	W	80	78
F22	Georgia*	W	89	72
F27	Alabama*	W	75	54
M1	Auburn	W	79	64
M6	Tulane*	W	85	62
M8	LSU*	W	106	69
M12	DePaul (N)	W	83	78
M13	Michigan (N)	L	85	87

(V) Vanderbilt Invitational

(N) NCAA Mideast Regionals,

Lexington, Ky.

1965-66 — WON 22, LOST 4

(13-3 in SEC East/2nd)

Head Coach: Roy Skinner

Captain: Clyde Lee

D1	Wittenberg*	W	87	59
D7	Tennessee	W	53	50
D11	North Carolina*	W	81	72
D13	Wake Forest*	W	102	82
D17	Army (L)	W	71	62
D18	West. Kentucky (L)	W	72	69
D21	California*	W	91	64
D23	Northwestern	W	59	58
D28	Syracuse* (V)	W	113	98
D29	USC* (V)	L	72	74
D30	Purdue* (V)	W	94	72
J4	Tulane*	W	98	69
J8	Georgia	W	77	63
J10	Mississippi*	W	106	58
J12	Tennessee*	W	53	52
J15	Kentucky	L	83	96
J29	LSU*	W	98	66
J31	Auburn*	W	68	63
F2	Kentucky*	L	90	105
F12	Alabama [OT]	W	71	63
F14	Auburn	W	91	76
F19	Florida	W	89	86
F21	Georgia*	W	117	97

SEASON-BY-SEASON RESULTS

F26 LSU W 102 84
 F28 Tulane W 97 72
 M5 Mississippi State* L 90 92
 (L) L.A. Classic
 (V) Vanderbilt Invitational

1966-67—WON 21, LOST 5
 (14-4 in SEC/T2nd)

Head Coach: Roy Skinner
Captain: Jerry Southwood

D1 Western Kentucky W 76 70
 D3 SMU* W 89 76
 D5 Southwestern La.* W 101 68
 D10 Wake Forest W 88 82
 D13 Duke L 89 97
 D16 Portland* (V) W 98 63
 D17 LaSalle* (V) W 100 95
 D19 Florida* W 77 69
 D21 Northwestern* W 116 92
 D31 Auburn L 51 64
 J2 Alabama [OT] W 84 81
 J5 Kentucky [OT] W 91 89
 J9 Tennessee* W 65 59
 J14 Mississippi [2OT] W 78 70
 J16 Auburn* W 71 65
 J28 Mississippi State* W 79 64
 J30 LSU W 79 77
 F4 Florida L 75 83
 F6 Georgia [2OT] W 51 41
 F11 Mississippi* W 72 67
 F18 Tennessee L 53 70
 F20 Alabama* W 117 80
 F25 Georgia* W 71 61
 F27 Mississippi State L 71 74
 M4 Kentucky* W 110 94
 M6 LSU* W 75 66
 (V) Vanderbilt Invitational

1967-68—WON 20, LOST 6
 (12-6 in SEC/3rd)

Head Coach: Roy Skinner
Co-Captains:

Bob Warren, Bo Wyenandt

D2 SMU [OT] W 88 84
 D4 Auburn* W 78 65
 D9 North Carolina* W 89 76
 D12 Davidson* [OT] W 81 79
 D16 Duke* W 76 75
 D18 Florida L 72 74
 D22 Seton Hall* (V) W 85 67
 D23 Oregon* (V) W 70 59
 D29 Michigan State (S) W 73 63
 D30 Davidson (S) W 80 67
 J2 Alabama* W 67 61
 J6 Kentucky* L 78 94
 J8 Tennessee L 62 64
 J13 Mississippi* W 96 70
 J15 Auburn W 74 65
 J27 Mississippi State W 90 69
 J29 LSU W 99 91
 F3 Florida* L 85 91
 F5 Georgia* W 82 77
 F10 Mississippi W 90 72

F17 Tennessee* W 75 63
 F19 Alabama W 89 74
 F24 Georgia L 77 91
 F26 Mississippi State* W 84 73
 M2 Kentucky L 80 85
 M4 LSU W 115 86
 (S) Sugar Bowl
 (V) Vanderbilt Invitational

1968-69 — WON 15, LOST 11
 (9-9 in SEC East/T5th)

Head Coach: Roy Skinner
Captain: Tom Hagan

D2 SMU* W 97 94
 D7 Davidson L 84 101
 D9 North Carolina L 78 100
 D14 Mississippi State* W 108 87
 D16 Bowling Green* W 92 67
 D20 Rice* (V) W 85 77
 D21 Kansas State* (V) W 92 80
 D23 USC* W 85 75
 D30 North Carolina State W 65 59
 J4 Georgia L 80 102
 J6 Florida W 62 55
 J9 LSU* W 94 92
 J11 Alabama* W 76 73
 J13 Mississippi* W 62 55
 J25 Auburn* L 79 92
 F1 Kentucky L 89 103
 F3 Tennessee L 61 65
 F8 Georgia* L 83 90
 F10 Florida* L 73 75
 F12 Mississippi L 67 75
 F15 Alabama W 89 74
 F17 LSU W 85 83
 F22 Auburn L 75 85
 M1 Kentucky* W 101 99
 M3 Tennessee* L 60 70
 M8 Mississippi State W 120 83
 (V) Vanderbilt Invitational

1969-70 — WON 12, LOST 14
 (8-10 in SEC/6th)

Head Coach: Roy Skinner
Captain: Perry Wallace

D1 The Citadel* W 89 58
 D3 Mississippi W 87 75
 D6 USC L 89 108
 D8 SMU W 104 99
 D11 LSU L 86 109
 D13 Mississippi State W 93 79
 D15 Kansas State L 78 91
 D19 Dartmouth* (V) L 82 83
 D20 St. Louis* (V) W 76 66
 D22 North Carolina St.* L 70 76
 D27 Portland* W 124 73
 J3 Georgia* L 68 72
 J5 Florida* W 90 79
 J10 Alabama W 88 85
 J24 Auburn* L 75 84
 J31 Kentucky* W 89 81
 F2 Tennessee* L 72 77
 F7 Georgia L 90 94

F9 Florida L 79 81
 F11 Mississippi* L 80 83
 F14 LSU* L 89 99
 F16 Alabama* W 101 79
 F21 Auburn W 92 74
 F28 Kentucky L 86 90
 M2 Tennessee L 76 83
 M7 Mississippi State* W 78 72
 (V) Vanderbilt Invitational

1970-71—WON 13, LOST 13
 (9-9 in SEC/T4th)

Head Coach: Roy Skinner
Captains: Ralph Mayes,
Thorpe Weber

D1 Louisville* L 74 82
 D5 Miami (Ohio)* W 74 67
 D8 Illinois L 79 96
 D12 Mississippi State* W 86 73
 D14 Kansas State* L 74 81
 D18 Clemson* (V) W 75 61
 D19 St. John's* (V) L 81 85
 D22 Mississippi* W 130 112
 D29 Cincinnati (S) W 86 83
 D30 Toledo (S) W 92 76
 J2 Georgia W 76 69
 J4 Florida [3OT] L 82 84
 J9 Alabama* W 93 76
 J23 Auburn* W 107 86
 J30 Kentucky L 92 102
 F1 Tennessee W 65 60
 F6 Georgia* W 74 60
 F8 Florida* W 92 81
 F10 Mississippi L 88 94
 F13 LSU W 81 75
 F15 Alabama L 74 75
 F20 Auburn L 94 96
 F27 Kentucky* L 90 119
 M1 Tennessee* L 69 79
 M4 LSU* L 85 87
 M6 Mississippi State L 73 81
 (V) Vanderbilt Invitational
 (S) Sugar Bowl Tournament

1971-72—WON 16, LOST 10
 (10-8 in SEC/4th)

Head Coach: Roy Skinner
Captain: Tom Arnholt

D2 SMU L 79 89
 D4 St. John's L 81 98
 D6 Boston College W 82 75
 D10 Bradley (V) W 82 80
 D11 Memphis (V) W 83 82
 D23 Illinois* W 95 92
 D30 Rice* W 105 87
 J1 Mississippi State L 69 76
 J3 LSU W 80 73
 J8 Georgia* W 80 76
 J10 Florida* W 104 87
 J15 Alabama L 76 79
 J18 Cornell* W 101 80
 J24 Kentucky L 80 106
 J26 Mississippi L 65 92

J29 Auburn* W 85 77
 F5 Kentucky* [OT] L 80 85
 F7 Tennessee* L 75 81
 F12 Georgia L 91 98
 F14 Florida W 90 74
 F16 Mississippi* W 89 83
 F19 LSU* W 104 83
 F21 Alabama* W 111 91
 F26 Auburn W 93 87
 M6 Tennessee L 74 87
 M9 Mississippi State* W 104 82
 (V) Vanderbilt Invitational

1972-73—WON 20, LOST 6
 (13-5 in SEC/T2nd)

Head Coach: Roy Skinner
Captain: Jan van Breda Kolff

N30 Louisville W 66 57
 D2 Kansas W 72 64
 D4 SMU* W 98 78
 D8 Columbia* (V) W 70 61
 D9 West. Kentucky* (V) W 103 88
 D11 MTSU W 69 57
 D13 Mississippi* W 59 57
 D23 Boston College* W 78 62
 D30 Memphis* L 71 74
 J2 LSU W 71 66
 J6 Georgia W 89 86
 J8 Florida L 72 80
 J13 Alabama* L 77 83
 J17 Mississippi W 59 49
 J20 Mississippi State* W 75 69
 J22 Kentucky* W 76 75
 J27 Auburn L 77 81
 F3 Kentucky W 83 76
 F5 Tennessee L 62 72
 F10 Georgia* W 87 52
 F12 Florida* W 78 71
 F17 LSU* W 82 72
 F19 Alabama L 78 87
 F24 Auburn* W 98 70
 M3 Tennessee* W 86 74
 M10 Mississippi State W 74 70
 (V) Vanderbilt Invitational

1973-74—WON 23, LOST 5
SEC CHAMPIONS (15-3 in SEC/1st)

Head Coach: Roy Skinner
Captain: Jan van Breda Kolff

D1 Rice (I) W 89 80
 D3 Texas Tech W 84 82
 D7 Nebraska* (V) W 82 58
 D8 Tennessee St.* (V) W 67 66
 D11 Memphis W 75 71
 D13 Samford* [OT] W 69 65
 D22 Kansas* W 83 72
 D29 Vermont* W 91 56
 J5 Alabama* W 73 72
 J7 Mississippi State* W 75 69
 J12 LSU L 81 84
 J14 Georgia W 91 71
 J19 Auburn* W 96 51
 J21 Tennessee W 82 65

SEASON-BY-SEASON RESULTS

J26	Mississippi*	W	71	56
J28	Kentucky	W	82	65
F2	Florida*	W	58	52
F4	Alabama	W	67	65
F9	Mississippi State	W	60	59
F11	LSU*	W	91	88
F16	Georgia*	W	83	78
F18	Auburn	W	89	79
F23	Tennessee*	L	53	59
F25	Mississippi	W	84	68
M2	Kentucky*	W	71	69
M9	Florida	L	77	80
M14	Marquette (N)	L	61	69
M16	Notre Dame (N)	L	88	118

(I) Preseason NIT
(V) Vanderbilt Invitational
(N) NCAA Midwest Regionals

**1974-75—Won 15, Lost 11
(10-8 in SEC/5th)**

Head Coach: Roy Skinner

**Captains: Jeff Fosnes, Butch Feher,
Joe Ford**

D2	St. John's*	W	73	53
D6	Virginia Tech* (V)	W	75	72
D7	So. Illinois* (V)	W	79	72
D9	Texas Tech*	W	95	86
D20	USC#	L	93	98
D21	Jacksonville# [2OT]	L	104	107
D23	Nebraska	L	66	81
D30	MTSU*	W	81	68
J4	Alabama	L	71	104
J6	Mississippi State	W	96	85
J11	LSU*	W	91	82
J13	Georgia*	W	102	80
J18	Auburn	L	89	93
J20	Tennessee*	L	61	65
J25	Mississippi	W	80	66
J27	Kentucky*	L	90	91
F1	Florida [OT]	L	90	101
F3	Alabama*	L	72	86
F8	Mississippi State*	W	76	72
F10	LSU	W	83	74
F15	Georgia	W	81	78
F17	Auburn*	W	85	78
F22	Tennessee	L	71	75
F24	Mississippi*	W	86	80
M1	Kentucky	L	84	109
M8	Florida*	W	102	83

(V) Vanderbilt Invitational
#—Trojan Invitational

**1975-76—WON 16, LOST 11
(12-6 in SEC/3rd)**

Head Coach: Roy Skinner

Captain: Joe Ford

N29	Iowa State	W	105	80
D2	Michigan	L	63	90
D5	USC* (V)	L	72	77
D6	Holy Cross* (V)	W	106	91
D13	Arkansas State*	W	81	65
D20	UNC-Charlotte*	L	61	78
D22	Nebraska*	L	57	68

D27	Boston College*	W	75	71
D29	Virginia Tech	L	85	99
J3	Alabama	L	66	83
J5	Mississippi State	W	71	66
J10	Georgia* [OT]	W	95	85
J12	Tennessee*	W	77	66
J17	Kentucky	L	76	77
J24	Auburn	W	71	59
J26	Florida [OT]	W	85	81
J31	LSU*	W	103	90
F2	Mississippi*	W	61	60
F7	Georgia [2OT]	W	71	69
F9	Tennessee	L	59	73
F14	Kentucky*	W	69	65
F21	Auburn*	W	80	72
F23	Florida*	W	71	67
F28	LSU	L	75	89
M1	Mississippi	L	72	81
M6	Mississippi State*	W	76	75
M8	Alabama* [OT]	L	77	84

(V) Vanderbilt Invitational

**1976-77—WON 10, LOST 16
(6-12 in SEC/T6th)**

Head Coach: Wayne Dobbs

Captain: Dicky Keffer

N27	Kansas State	L	66	89
D1	Louisville* [OT]	L	76	81
D4	St. John's	L	53	63
D6	Michigan*	L	76	97
D11	Mercer*	W	35	33
D21	Iowa State*	W	69	68
D23	Tennessee Tech*	W	106	71
D29	MTSU*	W	62	59
J3	Tennessee*	L	69	73
J5	Georgia*	W	72	69
J8	Kentucky*	L	62	64
J15	Florida	L	72	83
J17	Auburn	L	69	74
J22	Mississippi* [OT]	W	77	72
J24	LSU*	W	68	67
J29	Mississippi State	L	77	102
J31	Alabama	L	82	96
F5	Kentucky	L	73	113
F12	Florida*	W	85	72
F14	Auburn* [OT]	L	71	76
F19	Mississippi*	L	66	75
F21	LSU	L	74	95
F26	Mississippi State*	W	68	66
F28	Alabama*	L	77	78
M5	Georgia	W	74	71
M7	Tennessee	L	55	65

**1977-78—WON 10, LOST 17
(6-12 in SEC/8th)**

Head Coach: Wayne Dobbs

Game Captains

N26	Tennessee Tech	L	71	72
N29	St. John's*	L	54	59
D3	Louisville	L	66	96
D5	Kansas State*	L	55	69
D8	The Citadel [OT]	W	53	50
D10	Rice	W	87	69

D12	Cal Poly-Pomona*	W	88	72
D22	Virginia Tech*	L	75	76
D28	Richmond*	W	101	68
J2	Kentucky	L	59	72
J7	Auburn	L	61	74
J9	Florida	L	65	67
J14	Mississippi*	W	66	63
J16	LSU*	L	55	77
J21	Alabama	L	59	66
J23	Mississippi State	L	73	79
J28	Georgia*	W	64	56
J30	Tennessee*	W	56	55
F4	Auburn*	W	91	78
F6	Florida* [2OT]	W	59	57
F11	Mississippi	L	57	61
F13	LSU	L	73	80
F18	Alabama* [OT]	W	71	69
F20	Mississippi State*	L	48	55
F25	Georgia	L	62	64
F27	Tennessee	L	46	59
M6	Kentucky*	L	68	78

**1978-79—WON 18, LOST 9
(11-7 in SEC/T3rd)**

Head Coach: Wayne Dobbs

N24	Virginia Union#	W	75	63
N25	Richmond#	W	70	59
N27	San Francisco State*	W	82	52
D4	The Citadel*	W	78	63
D7	Tennessee Tech*	W	99	78
D11	SMU	L	64	68
D13	Cal Poly-Pomona*	W	65	62
D23	Rice*	W	88	59
J3	Auburn	W	57	55
J6	Mississippi*	W	94	70
J8	LSU*	W	88	87
J13	Mississippi State	L	68	74
J15	Alabama [OT]	W	75	73
J20	Georgia*	W	78	76
J22	Tennessee*	L	70	71
J24	Florida	W	57	56
J27	Auburn*	W	66	59
J29	Florida* [OT]	L	87	90
F3	Mississippi	W	66	58
F5	LSU	L	71	92
F7	Kentucky*	W	68	58
F10	Miss. State* [OT]	W	70	68
F12	Alabama*	W	65	57
F17	Georgia	L	60	63
F19	Tennessee	L	78	83
F23	Kentucky	L	70	96
F28	Auburn (S)	L	53	59

#—Spider Classic, Richmond, Va.
(S) SEC Tournament, Birmingham, Ala.

**1979-80—WON 13, LOST 13
(7-11 in SEC/T6th)**

Head Coach: Richard Schmidt
**Captains: Mark Elliott,
Clarence Smith, Tommy Springer**

N30	Rice*	W	94	75
D4	Texas Wesleyan*	W	110	85
D6	Mississippi State*	L	106	110

D8	Memphis	W	87	72
D10	Cal Poly-Pomona*	W	90	74
D15	Alabama	L	68	90
D20	Texas Tech* [OT]	L	86	89
D27	Georgia State	W	65	53
D29	SMU*	W	88	77
J2	LSU*	W	77	66
J5	Georgia	L	66	88
J9	Auburn*	W	66	57
J12	Tennessee	L	63	71
J16	Mississippi*	L	66	67
J19	Kentucky	L	90	106
J21	Florida*	W	105	85
J26	Mississippi State*	W	92	74
J30	LSU	L	81	83
F2	Georgia*	W	70	69
F6	Auburn	W	77	73
F9	Tennessee*	L	48	51
F13	Mississippi	L	78	89
F15	Kentucky*	L	73	91
F20	Florida	W	74	71
F23	Alabama*	L	72	79
F27	Florida (S)	L	71	72

(S) SEC Tournament, Birmingham, Ala.

**1980-81—WON 15, LOST 14
(7-11 in SEC/7th)**

Head Coach: Richard Schmidt
**Captains: Brian Allsmiller,
Charles Davis, Mike Rhodes**

N28	Iona#	W	92	56
N29	Western Kentucky#	W	78	76
D1	Iowa State*	W	97	87
D9	Duke* [OT]	L	69	72
D20	North Alabama*	W	111	79
D23	Memphis*	W	111	96
D27	Alabama*	W	93	91
D29	Tennessee Tech* %	W	97	64
D30	Boston College* %	L	72	87
J3	Mississippi State*	W	79	61
J7	LSU	L	61	77
J10	Georgia*	W	70	55
J14	Auburn	W	97	81
J17	Tennessee*	L	66	72
J21	Mississippi	L	44	46
J24	Kentucky*	W	64	78
J28	Florida	W	72	70
J31	Mississippi State	L	68	69
F4	LSU*	L	81	86
F7	Georgia	L	72	80
F11	Auburn*	L	55	69
F14	Tennessee	L	72	79
F18	Mississippi*	W	52	50
F21	Kentucky	L	48	80
F25	Florida*	W	73	64
F28	Alabama	L	68	82
M4	Mississippi State (S)	W	71	58
M5	Kentucky (S)	W	60	55
M6	Mississippi (S)	L	51	71

Wendy's Invitational, Bowling Green, Ky.
% Music City Invitational Tournament
(S) SEC Tournament, Birmingham, Ala.

SEASON-BY-SEASON RESULTS

**1981-82—WON 15, LOST 13
(7-11 in SEC/T7th)**

Head Coach: C. M. Newton

**Captains: John Derenbecker,
Willie Jones**

N28	Duke [2OT]	W	76	75
D4	Cal St.-Long Beach#	W	72	70
D5	Arizona State#	L	53	65
D12	Alabama	L	68	79
D14	North Alabama*	W	116	88
D19	Indiana State*	W	72	66
D23	Samford*	W	98	63
D28	Austin Peay St.* (V)	W	74	55
D29	Ala.-Anchorage* (V)	W	72	68
J2	Mississippi State	W	66	53
J6	LSU*	L	73	80
J9	Georgia	L	53	76
J13	Auburn*	W	78	69
J16	Tennessee [OT]	L	69	71
J20	Mississippi*	W	65	55
J23	Kentucky	L	58	67
J27	Florida*	W	51	48
J30	Mississippi State*	L	31	33
F3	LSU	L	70	78
F6	Georgia*	L	57	68
FJ	Auburn	W	71	60
F13	Tennessee*	L	55	59
F17	Mississippi [OT]	L	48	51
F20	Kentucky*	L	69	73
F24	Florida	W	81	67
F27	Alabama*	W	80	63
M3	Florida (S) [OT]	W	47	46
M4	Tennessee (S)	L	54	57

Fiesta Classic, Tempe, Ariz.

(V) Music City Invitational Tournament

(S) SEC Tournament, Lexington, Ky.

**1982-83—WON 19, LOST 14
(9-9 in SEC/T4th)**

Head Coach: C. M. Newton

**Captains: James Williams,
Ted Young**

N26	Illinois#	W	58	47
N27	Clemson#	W	72	63
N28	Louisville#	L	70	80
D4	Western Carolina*	W	81	66
D7	St. Louis*	W	88	67
D11	Duke*	W	74	65
D13	Illinois [2OT]	L	77	79
D18	Clemson	W	75	72
D22	MTSU*	W	64	53
D27	East. Kentucky* (V)	W	82	71
D28	Manhattan* (V)	W	85	71
J3	LSU*	W	67	65
J5	Mississippi*	L	62	77
J8	Mississippi State	L	48	64
J11	Alabama	W	81	79
J15	Florida*	W	69	58
J17	Auburn*	W	64	62
J22	Kentucky* [OT]	L	77	82
J24	South Carolina	L	71	85
J29	Tennessee	W	61	60
J31	Georgia	L	61	86

F5	Mississippi State*	W	63	60
F7	Alabama*	W	61	60
F12	Florida	L	54	61
F14	Auburn	L	71	72
F19	Kentucky	L	63	82
F24	Tennessee*	W	69	68
F28	Georgia*	W	71	70
M3	LSU	L	53	66
M5	Mississippi.	L	51	62
M11	Mississippi State (S)	L	61	76
M15	East Tenn. State* (I)	W	79	74
M21	Wake Forest* (I)	L	68	75

Great Alaska Shootout, Anchorage, Ak.

(V) Music City Invitational Tournament

(S) SEC Tournament, Birmingham, Ala.

(I) National Invitation Tournament

**1983-84—WON 14, LOST 15
(8-10 in SEC/T7th)**

Head Coach: C. M. Newton

**Captains: Jeff Turner, Al McKinney,
Jimmy Lenz**

N26	Duke	L	74	78
N30	Iowa State [OT]	L	72	73
D6	Illinois*	L	55	69
D10	Eastern Kentucky*	W	105	63
D17	Clemson*	L	62	70
D21	Austin Peay State*	W	56	50
D27	Air Force* (V)	W	69	52
D28	South Florida* (V)	W	58	44
J1	LSU	L	66	73
J4	Mississippi	W	76	55
J7	Mississippi State*	W	67	54
J11	Alabama*	W	69	67
J15	Florida	L	59	73
J17	Auburn	W	73	71
J20-	Kentucky	L	46	67
J23	South Carolina*	W	69	63
J28	Tennessee*	L	69	76
J30	Georgia* [OT]	W	81	74
F2	Mississippi State	W	57	54
F6	Alabama	L	73	80
F11	Florida*	L	63	71
F13	Auburn*	L	67	73
F19	Kentucky*	L	54	58
F25	Tennessee	L	61	67
F27	Georgia	L	71	98
M1	LSU*	W	74	68
M3	Mississippi*	W	70	60
M7	Mississippi* (S)	W	77	57
M8	Auburn* (S)	L	58	59

(V) Music City Invitational

(S) SEC Tournament, Nashville

**1984-85 — WON 11, LOST 17
(4-14 in SEC/10th)**

Head Coach: C. M. Newton

Captain: Phil Cox

N30	Yale*	W	87	72
D3	MTSU*	W	94	82
D6	Vermont*	W	73	55
D8	Baylor	W	84	81
D15	Princeton*	W	68	47

D17	Eastern Kentucky*	W	73	59
D22	Indiana State	L	77	88
D28	Columbia* (V)	W	73	59
D29	Clemson* (V)	L	74	81
J2	Mississippi*	W	63	61
J7	Kentucky	L	58	75
J10	Florida*	L	64	68
J12	Georgia	L	73	80
J16	Tennessee	L	79	87
J19	LSU*	L	68	69
J23	Alabama	L	77	79
J26	Mississippi State*	L	70	71
J30	Auburn*	L	80	86
F2	Mississippi*	L	55	60
F7	Kentucky*	L	62	68
F9	Florida	L	66	78
F13	Georgia*	W	69	68
F16	Tennessee*	W	85	82
F20	LSU	L	55	64
F23	Alabama*	L	56	81
F27	Mississippi State	W	81	71
M2	Auburn	L	58	84
M6	Tennessee (S)	L	51	71

(V) Music City Invitational Tournament

(S) SEC Tournament, Birmingham, Ala.

**1985-86 — WON 13, LOST 15
(7-11 in SEC/7th)**

Head Coach: C. M. Newton

**Captains: Brett Burrow,
Jeff Gary**

N29	South Florida (C)	L	65	66
N30	ETSU (C)	W	75	72
D4	Duke*	L	74	84
D7	Baylor*	W	85	61
D9	Austin Peay State*	W	82	75
D14	Pennsylvania*	W	89	76
D21	Princeton	W	49	44
D27	Davidson* (V)	W	78	69
D28	Iowa State* (V)	L	79	80
J2	Mississippi	W	81	70
J4	Kentucky*	L	71	80
J8	Florida	L	55	86
J11	Georgia*	W	77	71
J15	Tennessee*	W	60	59
J18	LSU	L	67	84
J22	Alabama*	L	72	85
J25	Mississippi State	L	60	64
J29	Auburn	L	70	97
F1	Mississippi*	W	66	63
F5	Kentucky	L	65	73
F8	Florida*	W	60	59
F12	Georgia	L	70	101
F15	Tennessee	W	66	62
F20	LSU*	L	68	74
F22	Alabama	L	68	69
F26	Mississippi State*	W	77	65
M1	Auburn*	L	65	79
M5	Mississippi State (S)	L	54	62

(C) Clemson IPTAY Tournament, Clemson, S.C.

(V) Music City Invitational Tournament

(S) SEC Tournament, Lexington, Ky.

**1986-87 — WON 18, LOST 16
(7-11 in SEC/T8th)**

Head Coach: C. M. Newton

**Captains: Steve Reece,
Bobby Westbrook**

N28	Va. Common. (H)	W	75	67
N29	Missouri (H)	W	69	54
N30	New Mexico (H)	W	87	71
D3	UT-Chattanooga*	W	93	64
D6	Duke	L	66	78
D9	Indiana*	W	79	75
D13	Pennsylvania	W	71	70
D19	Tennessee Tech* (V)	W	89	65
D20	Kansas State* (V)	W	79	72
D22	LSU	W	63	61
D28	So. Carolina (B) [2OT]	L	91	96
D29	Houston (B)	L	72	73
J3	Tennessee*	L	72	81
J7	Mississippi*	W	66	59
J10	Alabama	L	71	75
J14	Georgia	L	53	76
J17	Auburn*	W	91	75
J21	Kentucky*	L	65	71
J24	Florida	L	81	85
J28	Mississippi State	W	76	57
J31	LSU*	W	66	65
F4	Tennessee [OT]	L	69	79
F6	Notre Dame*	W	60	56
F9	Mississippi	L	54	77
F11	Alabama*	L	67	71
F14	Georgia*	L	59	75
F19	Kentucky	L	54	65
F23	Auburn	L	83	91
F26	Florida*	W	84	76
F28	Mississippi State*	W	66	58
M5	Tennessee	L	57	75
M12	Jacksonville* (I)	W	74	72
M16	Florida State* (I)	W	109	92
M21	So. Mississippi* (I)	L	88	95

(H) Hawaiian Airlines Silversword Invitational Tournament, Wailuku, Hawaii

(V) Music City Invitational Tournament

(B) Sugar Bowl, New Orleans, La.

(S) SEC Tournament, Atlanta, Ga.

(I) National Invitation Tournament,

Nashville, Tenn.

**1987-88 — WON 20, LOST 11
(10-8 in SEC/T4th)**

Head Coach: C. M. Newton

**Captains: Will Perdue,
Barry Goheen**

N27	Hawaii*	W	91	62
N30	Lehigh*	W	102	91
D5	North Carolina*	W	78	76
D8	Indiana	L	61	63
D19	Ohio*	W	93	77
D21	Morehead State*	W	81	73
D28	East Carolina* (V)	W	99	63
D29	Cornell* (V)	W	95	79
D31	Kentucky	L	74	81
J6	LSU*	L	39	51
J9	Tennessee	L	72	80

SEASON-BY-SEASON RESULTS

J13	Mississippi	W	60	57
J16	Alabama*	W	76	60
J20	Georgia*	W	92	77
J23	Auburn	W	75	71
J27	Kentucky*	W	83	66
J30	Florida*	W	92	65
F3	Mississippi State*	W	82	66
F6	LSU	L	79	94
F10	Tennessee*	W	90	62
F13	Mississippi*	W	93	68
F17	Alabama	L	77	88
F20	Georgia	W	77	71
F24	Auburn*	L	68	81
F27	Notre Dame	W	75	66
M2	Florida	L	65	81
M5	Mississippi State	L	68	73
M11	LSU (S)	L	80	87
M18	Utah State (N1)	W	80	77
M20	Pittsburgh (N1) [OT]	W	80	74
M25	Kansas (N2)	L	64	77

(V) Music City Invitational Tournament
 (S) SEC Tournament, Baton Rouge, La.
 (N1) NCAA Tournament, Lincoln Neb.
 (N2) NCAA Tournament, Pontiac, Mich.

1988-89 – WON 19, LOST 14
 (12-6 in SEC/T2nd)

Head Coach: C. M. Newton
Captains: Barry Booker,
Barry Goheen, Frank Kornet

N25	Michigan #	L	66	91
N26	Chaminade #	W	94	70
N27	Ohio State #	L	82	97
N30	Louisville*	W	65	62
D3	UAB	L	69	76
D7	North Carolina	L	77	89
D10	Kansas State	L	62	71
D14	Auburn*	W	93	77
D19	Murray State*	W	74	57
D22	Dartmouth*	W	92	67
D29	Colgate* \$	W	91	55
D30	Stanford* \$	L	68	89
J4	Alabama*	W	73	53
J7	Kentucky	L	61	70
J11	Mississippi [OT]	W	72	65
J14	Georgia*	W	76	75
J18	LSU	L	84	85
J21	Texas*	W	94	79
J25	Florida* [OT]	L	78	81
J28	Mississippi State	W	80	71
F1	Tennessee*	W	68	56
F4	Alabama	L	67	77
F8	Kentucky*	W	81	51
F11	Mississippi*	W	71	69
F15	Georgia	W	85	72
F18	LSU*	W	108	74
F22	Auburn	W	77	62
F25	Florida [OT]	L	80	83
M1	Mississippi State*	W	77	58
M4	Tennessee	L	61	78
M10	Kentucky (S)	W	77	63
M11	Alabama (S)	L	79	83
M17	Notre Dame (N)	L	65	81

Maui Classic
 \$ Music City Invitational Tournament
 (S) SEC Tournament
 (N) NCAA Tournament

1989-90 – WON 21, LOST 14
NIT CHAMPIONS (7-11 in SEC/T7th)

Head Coach: Eddie Fogler
Captains: Eric Reid,
Derrick Wilcox

N27	SMU	W	65	60
N29	Tennessee Tech*	L	76	89
D3	Virginia*	W	68	64
D6	Louisville	L	75	101
D9	Kansas State*	W	91	81
D16	UAB*	W	87	74
D23	Samford*	W	100	76
D29	Ala.-Anchorage* #	W	85	81
D30	Northwestern* #	W	81	80
J3	Alabama	W	68	67
J6	Kentucky*	W	92	85
J10	Mississippi*	W	86	79
J13	Georgia	L	81	108
J16	LSU	L	72	101
J20	Auburn	L	79	82
J24	Florida	W	71	64
J27	Mississippi State*	W	81	68
J31	Tennessee	L	72	73
F2	Alabama*	L	56	65
F7	Kentucky	L	73	100
F10	Mississippi	L	67	68
F14	Georgia*	L	66	67
F18	LSU*	L	108	121
F20	Auburn*	L	74	87
F24	Florida*	W	67	54
F28	Mississippi State	L	68	83
M3	Tennessee*	W	98	74
M8	Florida (S)	W	68	58
M9	Georgia (S) [OT]	W	78	74
M10	Mississippi (S)	L	62	65
M15	La. Tech* (I) [OT]	W	98	90
M19	Tennessee* (I)	W	89	85
M21	New Orleans* (I)	W	88	65
M26	Penn State (I4)	W	75	62
M28	Saint Louis (I4)	W	74	72

Music City Invitational Tournament
 (S) SEC Tournament
 (I) National Invitation Tournament
 (I4) NIT Final Four

1990-91 – WON 17, LOST 13
 (11-7 in SEC/4th)

Head Coach: Eddie Fogler
Captain: Charles Mayes

N14	Arkansas#	L	70	107
N26	UNC-Asheville*	W	103	66
N30	Hawaii \$	W	74	70
D1	George Wash. \$	W	76	74
D4	Indiana*	L	73	84
D8	Virginia	L	56	70
D11	Georgia* [OT]	W	75	74
D20	VMI*	W	79	60
D22	SMU*	W	68	65

D28	Fordham* %	L	65	66
D29	Rice* %	W	75	68
J2	LSU	L	70	87
J5	Alabama*	W	66	55
J8	Tennessee*	W	108	68
J12	Mississippi State	L	62	85
J16	Auburn	W	80	59
J19	Kentucky	L	50	58
J23	Mississippi*	W	89	52
J30	Florida	W	60	57
F2	LSU*	W	63	59
F6	Mississippi State*	W	91	70
F9	Tennessee	L	73	85
F13	Alabama	L	55	66
F16	Auburn*	W	90	70
F20	Kentucky*	W	98	87
F23	Mississippi	L	58	74
F27	Georgia	L	59	72
M2	Florida*	W	82	68
M8	Georgia* (S)	L	72	80
M15	Georgetown (N)	L	60	70

Dodge Preseason NIT
 \$ Apple Invitational
 % Music City Invitational Tournament
 (S) SEC Tournament
 (N) NCAA Tournament

1991-92 – WON 15, LOST 15
 (6-10 in SEC East/4th)

Head Coach: Eddie Fogler
Captains: Todd Milholland,
Kevin Anglin, Bruce Elder

N25	Tennessee Tech*	W	96	89
N30	SMU	W	67	55
D2	Northwestern	L	81	83
D5	UNC-Wilmington*	W	90	71
D10	Indiana	L	51	88
D19	Mississippi State*	L	71	74
D21	Dayton*	W	84	64
D29	New Hampshire* #	W	100	67
D30	Holy Cross* #	W	76	72
J4	Tennessee	L	75	91
J8	Austin Peay State*	W	83	66
J11	South Carolina*	W	79	75
J15	Kentucky*	L	71	84
J22	Georgia	L	70	72
J25	Florida	L	55	75
J29	Memphis* [OT]	L	70	72
F1	Mississippi	L	72	84
F4	Auburn*	W	89	83
F8	Coll. of Charleston*	W	74	68
F12	Arkansas	L	71	91
F15	LSU*	W	76	69
F19	Alabama	L	64	85
F22	Tennessee*	W	89	84
F26	Georgia*	W	86	67
M1	Kentucky	L	56	80
M4	South Carolina	L	68	77
M7	Florida*	W	82	76
M12	Mississippi State (S)	W	77	55
M13	Kentucky (S)	L	57	76
M19	Rhode Island* (I)	L	63	68

Music City Invitational Tournament

(S) SEC Tournament
 (I) National Invitation Tournament

1992-93 – WON 28, LOST 6

SEC EAST CHAMPIONS
(14-2 in SEC East/1st)

Coach: Eddie Fogler
Captains: Kevin Anglin,
Bruce Elder

N25	UAB #	W	81	63
N27	Illinois #	L	77	93
N28	Oregon #	W	83	81
D3	Northwestern*	W	86	66
D5	Dayton	W	75	53
D9	Louisville*	W	90	88
D12	SMU*	W	95	86
D18	North Carolina A&T \$	W	87	51
D19	Austin Peay \$	W	116	71
D28	Air Force* %	W	95	50
D29	Bowling Green* %	W	96	69
J2	Alabama*	W	76	73
J6	Memphis	L	78	84
J9	Florida	L	61	62
J13	Kentucky*	W	101	86
J16	Georgia*	W	78	66
J20	Arkansas*	W	102	89
J27	Tennessee	W	82	65
J30	Auburn	W	73	70
F3	South Carolina*	W	76	72
F6	Kentucky	L	67	82
F10	Mississippi*	W	89	59
F13	MTSU*	W	81	51
F17	LSU	W	87	66
F20	Florida*	W	82	64
F24	Georgia [OT]	W	87	83
F27	Mississippi State	W	80	39
M2	Tennessee* [OT]	W	90	82
M6	South Carolina	W	77	73
M12	Alabama (S)	W	76	59
M13	LSU (S)	L	62	72
M18	Boise State (N)	W	92	72
M20	Illinois (N)	W	85	68
M26	Temple (NR)	L	59	67

Great Alaska Shootout

\$ Acme Boot Classic

% Music City Invitational Tournament

(S) SEC Tournament

(N) NCAA Tournament

(NR) NCAA Regionals

1993-94 – WON 20, LOST 12
 (9-7 in SEC East/3rd)

Head Coach: Jan van Breda Kolff
Captain: Billy McCaffrey

N26	Penn State*	W	83	60
D1	UT-Martin*	W	102	66
D3	Princeton #	W	61	43
D4	Syracuse #	L	62	78
D8	Wake Forest* [2OT]	W	91	83
D18	Georgia Tech \$ [OT]	L	77	86
D21	Austin Peay State*	W	99	65
D28	Harvard* %	W	74	58
D29	Illinois State* %	W	92	75

SEASON-BY-SEASON RESULTS

J4	Kentucky	L	82	107
J8	South Carolina*	W	97	83
J12	Alabama	L	67	73
J15	LSU*	L	81	83
J19	Georgia	W	71	67
J26	Tennessee*	W	85	73
J29	Florida	L	66	75
F1	Arkansas	L	76	89
F6	Louisville	L	62	78
F9	Auburn*	W	84	60
F12	South Carolina	W	96	91
F16	Mississippi State*	W	84	67
F19	Kentucky*	L	69	77
F23	Mississippi [OT]	L	72	77
F26	Florida*	W	82	78
M1	Tennessee	W	84	67
M5	Georgia*	W	67	57
M10	Auburn (S)	L	56	81
M16	Oklahoma (I)	W	77	67
M21	New Orleans* (I)	W	78	59
M23	Clemson* (I)	W	89	74
M28	Kansas State (I4)	W	82	76
M30	Villanova (I4)	L	73	80

Carrier Classic
 \$ Kuppenheimer Classic
 % Music City Invitational Tournament
 (S) SEC Tournament
 (I) National Invitation Tournament
 (I4) NIT Final Four

1994-95 — WON 13, LOST 15
(6-10 in SEC East/4th)

Head Coach: Jan van Breda Kolff
Captains: Ronnie McMahan,
Frank Seckar

N26	Samford*	W	75	51
N30	Tennessee Tech*	W	90	56
D3	Penn State	L	73	95
D6	Virginia*	W	70	65
D11	UNC-Asheville*	W	82	44
D21	Austin Peay St.* [OT]	W	81	78
D28	Cleveland State #	W	93	64
D29	Arizona State #	L	61	67
J4	Alabama* [OT]	W	75	74
J7	Florida	L	62	72
J11	Georgia	L	62	65
J15	Tennessee*	L	63	67
J21	Kentucky	L	68	81
J25	Mississippi*	W	82	75
J29	Wake Forest	L	51	63
F1	MTSU [OT]	L	90	93
F4	South Carolina*	L	74	76
F8	Auburn	W	77	59
F11	Arkansas* [OT]	L	94	97
F15	Georgia*	W	83	77
F18	South Carolina [OT]	W	91	83
F22	Mississippi State	L	48	76
F25	Kentucky*	L	60	71
M1	Tennessee	L	58	62
M5	Florida*	L	58	69
M9	LSU (S)	W	85	61
M10	Arkansas (S)	L	72	73

Arizona State Tribune Classic
 (S) SEC Tournament

1995-96 — WON 18, LOST 14
(7-9 in SEC East/4th)

Head Coach: Jan van Breda Kolff
Captains: Frank Seckar,
Malik Evans

N20	North Carolina #	L	63	71
N21	Chaminade #	W	96	71
N22	UCLA #	W	75	71
N27	Wofford*	W	97	59
D2	Furman*	W	87	63
D5	Virginia	W	61	48
D7	UNC-Asheville*	W	80	66
D9	Rice*	L	77	78
D12	Tennessee State*	W	93	74
D17	N. Carolina A&T*	W	96	81
D23	Middle Tennessee*	W	70	56
D30	Boston College*	L	74	90
J3	Alabama	L	71	80
J6	Tennessee*	W	65	55
J10	LSU*	L	68	71
J13	Arkansas	W	80	73
J17	South Carolina [OT]	L	83	87
J20	Evansville*	W	75	61
J24	Florida	L	55	77
J27	Georgia*	W	66	62
J31	Auburn*	W	76	62
F7	Kentucky*	L	81	120
F10	Mississippi	L	55	78
F13	Florida*	W	70	56
F17	South Carolina*	W	107	97
F21	Georgia	L	68	77
F24	Tennessee	L	79	94
F28	Mississippi State*	W	69	64
M2	Kentucky	L	63	101
M7	Auburn (S)	L	65	68
M13	Ark.-Little Rock* (I)	W	86	80
M18	South Carolina (I)	L	70	80

Maui Invitational, Lahaina, Maui
 (S) SEC Tournament
 (I) National Invitation Tournament

1996-97 — WON 19, LOST 12
(9-7 in SEC East/4th)

Head Coach: Jan van Breda Kolff
Captain: Howard Pride

N20	Valparaiso* #	W	74	66
N22	Duke #	L	57	86
D4	UAB*	W	66	62
D7	Memphis	W	66	59
D9	Boston College	L	52	59
D15	Nicholls State*	W	85	37
D19	Ala.-Huntsville*	W	60	47
D21	Tennessee Tech*	W	82	61
D23	Miss. Valley State*	W	92	56
D29	Evansville	L	61	66
D31	Saint Louis*	W	81	61
J4	Alabama*	W	92	84
J8	Georgia*	L	53	61
J11	Tennessee	L	65	75
J15	LSU	W	69	62
J18	Mississippi*	W	67	64
J22	Kentucky \$	L	46	58
J25	Mississippi State	L	53	60

J29	South Carolina*	L	64	65
F1	Florida	W	74	63
F5	Memphis*	W	69	62
F8	Arkansas* [OT]	W	87	83
F12	Tennessee*	W	66	53
F15	Auburn	W	75	61
F19	Georgia	W	86	80
F22	Kentucky*	L	79	82
F26	South Carolina	L	53	74
M1	Florida*	W	79	72
M6	Mississippi State (S)	W	73	67
M7	Mississippi (S)	L	62	64
M13	Xavier (N)	L	68	80

Preseason NIT
 \$ at Riverfront Coliseum, Cincinnati, Ohio
 (S) SEC Tournament
 (N) NCAA Tournament

1997-98 — WON 20 LOST 13
(7-9 in SEC East/5th)

Head Coach: Jan van Breda Kolff
Captains: Drew Maddux,
Austin Bates, Billy Di Spaltro

N15	East Tennessee State*	W	81	53
N18	Furman*	W	102	55
N21	Memphis*	W	86	77
N24	Tennessee State*	W	94	64
N26	UT-Martin*	W	87	57
N29	Ohio State	W	64	54
D3	St. Louis	L	74	78
D9	UAB	W	85	74
D18	UNC-Greensboro*	W	83	65
D22	Oregon*	W	69	58
D28	New Mexico State #	W	79	72
D29	Kansas #	L	82	89
D30	Nebraska #	W	80	69
J3	Kentucky	L	62	71
J7	South Carolina	L	70	71
J10	Tennessee*	W	80	79
J14	Alabama	W	72	69
J17	Mississippi State*	W	77	73
J19	Florida	L	69	85
J27	Kentucky*	L	61	63
J31	Georgia	W	68	64
F3	South Carolina*	L	61	65
F7	Arkansas	L	83	93
F11	Mississippi	L	76	87
F14	Georgia*	L	62	81
F18	Auburn*	W	82	66
F21	Tennessee	L	76	90
F25	LSU*	W	60	58
F28	Florida*	W	73	56
M5	Alabama (S)	L	62	72
M11	St. Bonaventure* (I)	W	73	61
M17	at Wake Forest (I)	W	72	68
M19	at Georgia (I)	L	65	79

Rainbow Classic
 (S) SEC Tournament
 (I) National Invitation Tournament

1998-99 — WON 14, LOST 15
(5-11 in SEC East/5th)

Head Coach: Jan van Breda Kolff

Captain: Vince Ford

N9	Providence #	W	72	66
N10	Rhode Island #	L	69	82
N14	Army*	W	92	41
N16	Austin Peay*	W	89	79
N21	Notre Dame*	W	68	63
N24	Morehead State*	W	79	69
N28	Ohio State* [OT]	W	92	86
N30	Florida A&M*	W	83	72
D5	Memphis	L	56	65
D19	Campbell*	W	90	46
D22	Oregon	L	70	90
D30	Alabama A&M*	W	113	71
J2	Mississippi*	W	79	64
J6	Florida	L	59	90
J9	Kentucky*	L	57	73
J13	Georgia	L	63	70
J20	South Carolina*	W	77	66
J23	LSU	L	59	64
J27	Tennessee*	L	67	78
J30	South Carolina	L	57	69
F3	Georgia*	L	67	82
F6	Arkansas*	W	73	69
F10	Mississippi State	L	62	67
F13	Tennessee	L	62	63
F17	Auburn	L	63	81
F21	Alabama* [OT]	W	81	75
F24	Kentucky	L	63	88
F27	Florida* [OT]	W	71	70
M4	Mississippi State (S)	L	58	76

CoSIDA Classic
 (S) SEC Tournament

1999-00 — WON 19, LOST 11
(8-8 in SEC East/4th)

Head Coach: Kevin Stallings
Captains: Dan Langhi,
Atiba Prater, James Strong

N23	Belmont*	W	72	55
N27	Tennessee-Martin*	W	87	64
N29	East Tennessee State*	W	70	55
D4	Notra Dame	W	87	85
D7	Hofstra*	W	74	46
D11	Wofford*	W	92	61
D18	Western Kentucky*	W	101	77
D20	Stetson*	W	94	62
D22	Florida State	L	65	70
D29	William & Mary*	W	81	60
J5	Florida*	W	87	77
J8	Kentucky	L	52	72
J12	Tennessee	W	76	73
J15	LSU*	W	65	62
J22	Kentucky* [OT]	L	73	81
J26	South Carolina	W	61	60
J28	Florida	L	63	89
F2	Georgia	W	67	58
F6	Boston College*	W	76	58
F9	Mississippi State*	W	65	64
F12	Alabama	L	63	77
F16	Auburn*	L	80	86
F19	Tennessee*	W	85	72
F23	Arkansas	L	63	78
F26	Mississippi	L	67	75

SEASON-BY-SEASON RESULTS

M1	Georgia*	W	101	89
M4	South Carolina*	L	71	72
M9	Mississippi State (S)	W	76	53
M10	LSU (S)	L	60	71
M14	Wake Forest (N)	L	68	83

(S) SEC Tournament
(N) NIT

2000-01 – WON 15, LOST 15
(4-12 in SEC East/6th)

Head Coach: Kevin Stallings
Captains: Greg LaPointe,
Anthony Williams

N17	South Carolina St.*#	W	65	60
N18	Western Carolina*#	W	85	63
N19	St. Joseph's*#	W	78	76
N22	James Madison*	W	84	70
N24	East Tennessee St.*	W	87	76
N28	Western Kentucky	W	70	66
D2	Notre Dame*	L	74	77
D5	B'ham Southern*	W	70	65
D9	Florida State*	W	72	60
D16	Furman*	W	78	64
D21	Wofford*	W	75	53
D30	Boston College	L	74	97
J6	Mississippi*	L	68	81
J10	LSU	W	71	67
J13	Arkansas*	W	81	64
J17	South Carolina	L	49	57
J20	Florida	W	63	61
J24	Georgia*	L	73	82
J27	Kentucky	L	75	86
J31	Alabama*	W	68	62
F3	Tennessee	L	50	72
F7	Belmont*	W	81	67
F10	South Carolina*	L	65	70
F14	Georgia	L	68	70
F17	Kentucky*	L	74	79
F21	Mississippi State	L	63	80
F24	Tennessee*	L	70	78
F28	Florida*	L	62	72
M3	Auburn	L	66	69
M8	Alabama (S)	L	59	78

America's Youth Classic
(S) SEC Tournament

2001-02 – WON 17, LOST 15
(6-10 in SEC East/T5th)

Head Coach: Kevin Stallings
Captains: Darius Coulibaly,
Sam Howard, Chuck Moore

N16	Liberty*	W	96	61
N19	Connecticut	L	71	84
N23	Hampton%	W	100	85
N24	Monmouth%	L	67	81
N25	Chattanooga%	W	69	57
N29	Cal Poly*	W	69	64
D2	Western Kentucky*^	W	80	75
D5	Southeast Missouri*	W	76	71
D8	Centenary*	W	77	75
D10	Tulane	L	77	87
D20	American*	W	85	57
D22	East Tennessee St.*	W	86	77
D29	Morehead State*	W	83	73

J5	Georgia	L	69	82
J9	Alabama	L	79	92
J12	Florida*	L	85	95
J16	Auburn*	W	73	67
J19	South Carolina	W	60	51
J26	Georgia*	W	86	84
J30	Mississippi	L	61	73
F2	Tennessee*	L	65	67
F6	LSU*	W	68	63
F9	Florida	L	54	80
F13	Kentucky	L	59	67
F16	South Carolina*	L	43	66
F20	Mississippi State*	L	43	66
F23	Tennessee	W	67	62
F27	Kentucky*	W	86	73
M2	Arkansas	L	67	81
M7	vs. LSU (S)	L	62	69
M13	Houston* (N)	W	59	50
M15	Louisiana Tech (N)	L	68	83

%Hawaii Pacific Thanksgiving Classic,
Honolulu, Hawaii
^Gaylord Entertainment Center,
Nashville, Tenn.
(S) SEC Tournament
(N) NIT

2002-03 – WON 11, LOST 18
(3-13 in SEC East/6th)

Head Coach: Kevin Stallings
Captains: Matt Freije,
Russell Lakey

N22	Southeastern La.*	W	80	58
N24	Alabama A&M*	W	68	40
N26	Georgia Southern*	W	96	60
D1	Connecticut*	L	70	76
D4	East Tennessee St.*	W	86	75
D7	Tulane*	W	66	46
D9	Indiana	L	56	73
D15	High Point*	W	81	75
D21	Michigan	L	66	70
D30	Notre Dame	L	63	76
J2	Coll. of Charleston*	W	70	53
J8	Auburn	L	59	62
J11	Alabama*	W	70	69
J14	Kentucky*	L	52	74
J18	Tennessee	L	66	71
J22	Florida	L	75	87
J29	Georgia*	W	94	91
F1	Ole Miss*	W	76	68
F5	Mississippi State	L	60	82
F8	South Carolina*	L	72	84
F12	LSU	L	60	79
F15	Georgia	L	70	83
F22	Florida* [OT]	L	74	77
F26	Arkansas*	L	50	60
M1	South Carolina	L	64	76
M5	Kentucky	L	44	106
M8	Tennessee*	L	65	70
M13	vs. Alabama (S)	W	82	69
M14	vs. Kentucky (S)	L	63	81

(S) SEC Tournament

2003-04 – WON 23, LOST 10
(8-8 in SEC East/T3rd)

Head Coach: Kevin Stallings
Captains: Matt Freije, Scott Hundley,
Russell Lakey,
Martin Schnedlitz

N21	Belmont	W	74	59
N24	Indiana*	W	73	60
N29	UT-Martin*	W	94	60
D3	IUPUI*	W	86	68
D6	Michigan*	W	83	63
D10	Tennessee State*	W	85	64
D13	Tennessee Tech*	W	98	79
D20	Wofford*	W	90	59
D22	Appalachian State*	W	63	48
D30	Lehigh*	W	85	59
J3	TCU	W	95	60
J7	Auburn*	W	59	53
J10	Kentucky	L	63	75
J14	Tennessee	L	66	76
J17	Florida*	W	86	72
J24	Arkansas	L	62	70
J28	South Carolina*	L	55	57
J31	Kentucky*	W	66	60
F7	Florida	L	71	81
F11	Georgia*	W	61	39
F14	South Carolina	L	75	82
F18	Alabama	W	70	67
F21	LSU*	W	74	54
F25	Ole Miss	W	77	65
F28	Mississippi State*	L	69	72
M3	Tennessee*	W	61	58
M6	Georgia	L	61	71
M11	Ole Miss (S)	W	70	50
M12	Miss. State (S) [OT]	W	74	70
M13	Florida (S)	L	69	91
M19	Western Michigan (N1)	W	71	58
M21	N.C. State (N1)	W	75	73
M25	Connecticut (N2)	L	53	73

(S) SEC Tournament

(N1) NCAA Tournament; Orlando, Fla.
(N2) NCAA Tournament; Phoenix, Ariz.

2004-05 – WON 20, LOST 14
(8-8 in SEC East/3rd)

Head Coach: Kevin Stallings
Captains: Jason Holwerda, Corey
Smith, Dawid Przybyszewski

N19	Toledo*	W	73	57
N21	Tennessee State*	W	87	65
N23	Cal State Northridge	W	93	75
N26	Southern Illinois%	L	53	67
N27	Arizona State%	L	68	87
D1	Austin Peay*	W	74	58
D4	Oregon+	L	65	75
D9	Cincinnati	L	72	88
D18	TCU*	W	78	55
D20	Central Michigan*	W	86	54
D22	Appalachian State*	W	68	51
D29	Dayton*	W	90	74
J2	Louisiana-Lafayette*	W	71	44
J5	Alabama*	W	70	56
J8	Tennessee	W	88	63

J12	Kentucky	L	54	69
J15	Florida*	L	65	82
J22	Georgia	L	59	68
J26	South Carolina	L	63	68
J29	Ole Miss*	W	73	51
F2	Tennessee*	W	67	62
F5	Kentucky*	L	70	84
F7	Texas-Pan American*	W	90	54
F12	Mississippi State	L	54	60
F16	Auburn	W	67	43
F19	Arkansas*	W	79	65
F23	Florida	L	61	69
F26	Georgia*	W	65	37
M2	South Carolina*	W	75	65
M5	LSU	L	69	81
M10	Auburn (S)	L	73	77
M16	Indiana (I)	W	67	60
M21	Wichita State* (I)	W	65	63
M23	Memphis (I)	L	68	81

% Las Vegas Invitational Tournament
+ - Pape Jam, Portland, Ore.
(S) SEC Tournament, Atlanta, Ga.
(I) NIT

2005-06 – WON 17, LOST 13
(7-9 in SEC East/4th)

Head Coach: Kevin Stallings
Captains: Dan Cage, Julian Terrell

N16	Jacksonville State*	W	67	46
N20	Furman*	W	81	60
N22	UNC Greensboro*	W	85	53
N26	Georgetown	W	68	61
N30	Oregon*	W	76	75
D10	Cincinnati*	L	83	92
D17	Alabama A&M*	W	74	58
D20	New Orleans*	W	78	72
D22	IUPUI*	W	53	45
D30	Dayton	W	63	60
J3	Georgia Tech	L	67	76
J7	Auburn*	W	74	50
J10	Kentucky	W	57	52
J14	Arkansas	L	66	78
J18	South Carolina*[OT]	L	64	66
J21	Mississippi State*	W	80	52
J28	Florida	L	58	81
F1	Tennessee	L	62	69
F4	Georgia*	L	73	74
F8	Alabama [OT]	L	74	77
F11	Kentucky*	W	84	81
F15	Florida*	L	68	73
F18	Georgia	W	72	55
F22	LSU*	L	66	77
F25	South Carolina	W	57	56
M1	Ole Miss	W	77	62
M4	Tennessee*	L	59	68
M9	Auburn (S)	W	76	71
M10	LSU (S)	L	73	92
M15	Notre Dame (I)	L	69	79

(S) SEC Tournament, Nashville, Tenn.
(I) NIT

SEASON-BY-SEASON RESULTS

**2006-07 – WON 22, LOST 12
(10-6 in SEC East/2nd)**

Head Coach: Kevin Stallings
Captains: Derrick Byars,
Dan Cage, Ted Skuchas

N15	Georgetown*	L	70	86
N21	Wake Forest	L	78	88
N25	Elon*	W	81	70
N28	Furman*	L	62	70
D2	Toledo* [OT]	W	98	93
D5	ETSU*	W	104	62
D7	Lipscomb*	W	59	50
D9	Ga. Tech*	W	73	64
D16	Nicholls St.*	W	76	40
D19	UPR-Mayaguez%	W	102	59
D20	Tennessee Tech%	W	75	62
D21	App. St.* [OT]	L	79	87
D29	Alabama A&M*	W	86	47
J2	Rice	W	74	69
J6	Auburn	L	65	68
J10	Tennessee*	W	82	81
J13	Georgia	L	73	85
J17	Alabama*	W	94	73
J20	Kentucky	W	72	67
J24	LSU	W	64	53
J27	Ole Miss*	W	85	80
J31	Florida	L	64	74
F3	Georgia*	W	66	61
F10	Tennessee	L	57	84
F14	South Carolina*	W	78	68
F17	Florida*	W	83	70
F21	Mississippi State	L	70	83
F25	Kentucky*	W	67	65
F28	South Carolina [OT]	W	99	90
M3	Arkansas*	L	67	82
M9	Arkansas (S)	L	71	72
M15	G. Washington (N1)	W	77	44
M17	Wash. St. (N1) [2OT]	W	78	74
M23	Georgetown (N2)	L	65	66

(%) San Juan Shootout, San Juan, P.R.
(S) SEC Tournament, Atlanta, Ga.
(N1) NCAA Tournament; Sacramento, Calif.
(N2) NCAA Tournament; East Rutherford, N.J.

**2007-08 – WON 26, LOST 8
(10-6 in SEC East/3rd)**

Head Coach: Kevin Stallings
Captains: Shan Foster,
Alex Gordon, Ross Neltner

N10	Austin Peay**	W	81	67
N13	Toledo	W	77	70
N20	Valparaiso**	W	87	78
N23	Utah State^	W	77	56
N24	Bradley^	W	95	86
N29	South Alabama* [2OT]	W	91	88
D1	Georgia Tech*	W	92	79
D5	Wake Forest*	W	83	80
D8	Lipscomb*	W	90	67
D12	DePaul [OT]	W	91	85
D22	Tennessee State*	W	83	74
D29	UT Martin*	W	92	85
D31	Iona*	W	97	73
J3	Rice*	W	76	58

J5	Massachusetts*	W	97	88
J9	South Carolina*	W	80	73
J12	Kentucky [2OT]	L	73	79
J17	Tennessee	L	60	80
J19	LSU	W	92	76
J27	Florida	L	64	86
J30	Ole Miss	L	58	74
F2	Auburn*	W	78	71
F6	Georgia	W	67	59
F9	South Carolina	W	66	65
F12	Kentucky*	W	93	52
F16	Florida*	W	61	58
F23	Georgia*	W	86	74
F26	Tennessee*	W	72	69
M1	Arkansas	L	73	78
M5	Mississippi State* [OT]	W	86	85
M8	Alabama [OT]	L	73	78
M13	Auburn [S]	W	93	82
M14	Arkansas [S]	L	65	81
M21	Siena [N1]	L	62	83

(+) South Padre Invitational, Nashville, Tenn.
(^) South Padre Invitational,
South Padre Island, Texas
(S) SEC Tournament, Atlanta, Ga.
(N1) NCAA Tournament; Tampa, Fla.

**2008-09 – WON 19, LOST 12
(8-8 in SEC East/5th)**

Head Coach: Kevin Stallings
Captains: George Drake,
Jermaine Beal

N16	Morehead State*#	W	74	48
N20	Illinois*	L	63	69
N24	MTSU*	W	65	57
N26	Central Arkansas*#	W	83	62
N29	Drake^	W	72	57
N30	VCU^	W	71	66
D3	UCI*	L	55	74
D6	Georgia Tech	L	51	63
D10	Alabama A&M*	W	78	55
D16	South Florida\$	W	71	52
D20	Tennessee Tech*	W	83	63
D22	Furman*	W	68	49
D31	Saint Francis*	W	84	55
J3	Massachusetts	W	78	48
J10	Kentucky	L	60	70
J14	Georgia*	W	50	40
J17	Mississippi State	L	66	73
J20	Tennessee*	L	63	76
J25	Florida*	L	69	94
J28	South Carolina	L	76	86
J31	Auburn	W	82	75
F5	Alabama*	W	79	74
F7	Ole Miss*	W	71	61
F14	Tennessee	L	50	69
F17	Kentucky*	W	77	64
F21	Florida	L	68	82
F25	Georgia	L	57	61
F28	South Carolina*	W	96	83
M4	LSU	W	75	67
M8	Arkansas*	W	75	58
M12	Alabama (S)	L	75	82

(#) Cancun Challenge, Nashville, Tenn.

(^) Cancun Challenge, Cancun, Mexico
(\$) SEC/Big East Invitational, Nashville, Tenn.
(S) SEC Tournament, Atlanta, Ga.

**2009-10 – WON 24, LOST 9
(12-4 in SEC East/2nd)**

Head Coach: Kevin Stallings
Captains: Jermaine Beal,
A.J. Ogilvy

N16	Lipscomb*	W	95	73
N20	Saint Mary's	W	72	70
N23	Cincinnati#	L	58	67
N24	Chaminade#	W	68	41
N25	Arizona#	W	84	72
D2	Missouri*	W	89	83
D5	DePaul*	W	67	54
D8	Illinois	L	68	79
D11	Western Kentucky^	L	69	76
D19	Tennessee State*	W	84	71
D21	Mercer*	W	99	59
D30	Manhattan*	W	86	48
J2	Southern Miss*	W	82	46
J4	MTSU*	W	73	53
J9	Florida*	W	95	87
J13	Alabama	W	65	64
J16	South Carolina	W	89	79
J23	Auburn*	W	82	74
J27	Tennessee	W	85	76
J30	Kentucky	L	72	85
F3	Mississippi State*	W	75	72
F6	Georgia	L	58	72
F9	Tennessee*	W	90	71
F13	LSU*	W	77	69
F18	Ole Miss	W	82	78
F20	Kentucky	L	56	58
F25	Georgia* (OT)	W	96	94
F27	Arkansas	W	89	72
M2	Florida	W	64	60
M6	South Carolina*	L	73	77
M12	Georgia (S)	W	78	66
M13	Mississippi State (S)	L	52	62
M18	Murray State (N1)	L	65	66

(#) 2009 EA Sports Maui Invitational, Lahaina, Hawaii
(^) Sun Belt Challenge, Nashville, Tenn.
(S) SEC Tournament, Nashville, Tenn.
(N1) NCAA Tournament, San Jose, Calif.

**2010-11 – WON 23, LOST 11
(9-7 in SEC East/3rd)**

Head Coach: Kevin Stallings
Captains: Jeffery Taylor,
Brad Tinsley

N12	Presbyterian*	W	88	47
N18	Nebraska#	W	59	49
N19	West Virginia#	L	71	74
N21	North Carolina#	W	72	65
N24	Grambling State*	W	92	59
N27	Appalachian State*	W	86	73
D1	Western Kentucky*	W	82	62
D4	Belmont*	W	85	76
D8	Missouri (OT)	L	82	85
D18	S.E. Louisiana*	W	85	52

D21	MTSU	W	72	53
D29	Marquette*	W	77	76
J2	Davidson*	W	80	52
J8	South Carolina (OT)	L	75	83
J12	Georgia*	W	73	66
J15	Tennessee	L	64	67
J19	Ole Miss*	W	84	74
J22	Saint Mary's*	W	89	70
J27	Mississippi State	W	81	74
J29	Arkansas*	L	78	89
F1	Florida (OT)	L	61	65
F5	South Carolina*	W	78	60
F10	Alabama*	W	81	77
F12	Kentucky*	W	81	77
F16	Georgia	W	64	56
F19	Auburn	W	77	60
F22	Tennessee*	L	51	60
F26	LSU	W	90	69
M1	Kentucky	L	66	68
M5	Florida*	L	76	86
M10	LSU (S)	W	62	50
M11	Mississippi State (S)	W	87	81
M12	Florida (S)	L	66	77
M17	Richmond (N1)	L	66	69

(#) 2010 Honda Puerto Rico Tip-Off, San Juan, Puerto Rico
(S) SEC Tournament, Atlanta, Ga.
(N1) NCAA Tournament, Denver, Colo.

**2011-12 – WON 25, LOST 11
(10-6 in SEC/3rd)**

SEC CHAMPIONS
Head Coach: Kevin Stallings
Captains: Festus Ezeli,
John Jenkins

N11	Oregon*	W	78	64
N13	Cleveland St.*^	L	58	71
N15	Bucknell**	W	80	68
N19	N.C. State#	W	86	79
N21	Oregon State#	W	64	62
N25	Monmouth*	W	95	73
N28	Xavier* (OT)	L	70	82
D2	Louisville (OT)	L	60	62
D7	Davidson	W	87	83
D17	Indiana State*	L	55	61
D19	Longwood*	W	99	71
D21	Lafayette*	W	89	58
D29	Marquette	W	74	57
J2	Miami (Ohio)*	W	69	62
J7	Auburn*	W	65	35
J10	South Carolina	W	67	57
J14	Georgia*	W	77	66
J19	Alabama	W	69	59
J21	Mississippi St.* (OT)	L	77	78
J24	Tennessee*	W	65	47
J28	MTSU*	W	84	77
J31	Arkansas	L	74	82
F4	Florida	L	65	73
F8	LSU*	W	76	61
F11	Kentucky*	L	63	69
F16	Ole Miss	W	102	76
F19	Georgia	W	61	52

SEASON-BY-SEASON RESULTS

F22	South Carolina*	W	59	48
F25	Kentucky	L	74	83
F28	Florida*	W	77	67
M3	Tennessee	L	61	68
M9	Georgia (S)	W	63	41
M10	Ole Miss (S)	W	65	53
M11	Kentucky (S)	W	71	64
M15	Harvard (N1)	W	79	70
M16	Wisconsin (N1)	L	57	60

(*) 2011 TicketCity Legends Classic, Nashville, Tenn.

(#) 2011 TicketCity Legends Classic, East Rutherford, N.J.

(S) SEC Tournament, New Orleans, La.

(N1) NCAA Tournament, Albuquerque, N.M.

**2012-13 – WON 16, LOST 17
(8-10 in SEC/10th)**

**Head Coach: Kevin Stallings
Captains: Rod Odom, Kyle Fuller**

N10	Nicholls St.*	W	80	65
N16	Oregon	L	48	74
N22	Davidson^	L	62	75
N23	Marist^	L	33	50
N25	UTEP^	W	73	49
D1	Villanova#	L	52	62
D6	Xavier (OT)	W	66	64
D15	Alabama A&M*	W	71	46
D17	Cornell*	W	66	55
D21	MTSU	L	52	56
D29	Butler*	L	49	68
J2	William & Mary*	W	64	50
J10	Kentucky*	L	58	60
J12	Arkansas	L	33	56
J15	Ole Miss* (OT)	L	79	89
J19	South Carolina	W	58	51
J23	Auburn*	W	73	61
J26	Missouri	L	59	81
J29	Tennessee	L	57	58
F2	Alabama*	L	54	58
F6	LSU	L	56	57
F9	Arkansas*	W	67	49
F13	Tennessee*	L	46	58
F16	Texas A&M*	W	63	56
F20	Kentucky	L	70	74
F23	Mississippi St.	W	72	31
F27	Georgia*	W	63	62
M2	Auburn	W	62	55
M6	Florida	L	40	66
M9	South Carolina*	W	74	64
M14	Arkansas (S)	W	75	72
M15	Kentucky (S)	W	64	48
M16	Ole Miss (S)	L	52	64

(*) 2012 Old Spice Classic, Orlando, Fla.

(#) SEC/Big East Challenge

(S) SEC Tournament, Nashville, Tenn.

**2013-14 – WON 15, LOST 16
(7-11 in SEC/11th)**

**Head Coach: Kevin Stallings
Captains: Rod Odom**

N12	Georgia State*	W	86	80
N15	Lipscomb*	W	80	69
N19	Butler (OT)	L	77	85
N22	Providence^	L	60	67
N23	Morgan State^	W	75	66
N25	Loyola-Marymount^	W	77	68
D2	Texas#	L	64	70
D5	Marshall*	W	69	67
D17	Austin Peay*	W	58	56
D21	Georgia Tech*	W	76	63
D30	Saint Louis*	L	49	57
J4	Northeastern*	W	79	49
J7	Alabama	L	63	68
J11	Kentucky*	L	62	71
J16	Missouri*	W	78	75
J18	LSU	L	58	81
J22	Ole Miss*	L	52	63
J25	Texas A&M	W	66	55
J29	Georgia	W	59	54
F1	Mississippi St.*	W	55	49
F5	Tennessee*	W	64	60
F8	Arkansas*	L	75	77
F13	South Carolina	L	59	65
F15	Texas A&M* (OT)	W	57	54
F19	Missouri	L	64	67
F22	Auburn	W	67	59
F25	Florida*	L	54	57
M1	Tennessee	L	38	76
M6	LSU*	L	51	57
M8	Ole Miss	L	62	65
M12	Mississippi St. (S)	L	62	68

(^) 2013 Ezybonds Paradise Jam, St. Thomas, U.S. Virgin Islands

(#) Big 12/SEC Challenge

(S) SEC Tournament, Atlanta, Ga.

**2014-15 – WON 21, LOST 14
(9-9 in SEC/7th)**

**Head Coach: Kevin Stallings
Captains: James Siakam, Josh Henderson**

N16	Trevecca*	W	83	56
N20	Lipscomb*	W	72	62
N23	Tennessee State*+	W	78	46
N25	Norfolk State*+	W	63	53
N28	Rutgers#	L	65	68
N29	LaSalle#	W	68	55
D4	Baylor*!	L	63	66
D13	Purdue*	W	81	71
D16	Western Carolina*	W	99	79
D20	Georgia Tech	L	60	65
D22	Penn*	W	79	50
D31	Saint Louis	W	70	55
J3	Yale (2OT)	W	79	74
J6	Auburn*	W	64	52
J10	Arkansas	L	70	82
J14	Georgia*	L	67	70
J17	Mississippi St.	L	54	57

J20	Kentucky	L	57	65
J24	LSU (OT)*	L	75	79
J27	Georgia	L	62	70
J31	Texas A&M	L	58	69
F3	Florida*	W	67	61
F7	South Carolina*	W	65	50
F11	Tennessee (OT)*	L	73	76
F14	Alabama	W	76	68
F18	Florida	L	47	50
F21	Missouri*	W	76	53
F26	Tennessee	W	73	65
F28	Alabama*	W	73	66
M4	Mississippi St.*	W	66	56
M7	Ole Miss	W	86	77
M12	Tennessee@	L	61	67
M18	Saint Mary's^	W	75	64
M20	South Dakota St.*%	W	92	77
M24	Stanford\$	L	75	78

(+) Barclays Center Classic, Nashville, Tenn.

(#) Barclays Center Classic, Brooklyn, N.Y.

(!) SEC/Big 12 Challenge

(@) SEC Tournament, Nashville, Tenn.

(^) NIT First Round, Moraga, Calif.

(%) NIT Second Round, Nashville, Tenn.

(S) NIT Quarterfinals, Palo Alto, Calif.

**2015-16 – WON 19, LOST 14
(11-7 in SEC/5th)**

**Head Coach: Kevin Stallings
Captains: Nolan Cressler, Luke Kornet, Riley LaChance**

N13	Austin Peay*	W	80	41
N16	Gardner-Webb*	W	98	62
N19	Stony Brook* (OT)	W	79	72
N23	St. Johns#	W	92	55
N24	Wake Forest#	W	86	64
N25	Kansas#	L	63	70
D2	Detroit*	W	102	52
D6	Baylor	L	67	69
D9	Dayton*	L	67	72
D19	Wofford*	W	80	56
D22	Purdue	L	55	68
D30	Western Michigan*	W	86	61
J2	LSU*	L	82	90
J5	Arkansas	L	85	90
J9	South Carolina	L	65	69
J12	Auburn*	W	75	57
J16	Alabama*	W	71	63
J20	Tennessee	W	88	74
J23	Kentucky	L	57	76
J26	Florida*	W	60	59
J30	Texas!	L	58	72
F4	Texas A&M*	W	77	60
F6	Ole Miss	L	78	85
F10	Missouri*	W	86	71
F13	Auburn	W	86	57
F16	Mississippi St.	L	74	75
F20	Georgia*	W	80	67
F23	Florida	W	87	74
F27	Kentucky*	W	74	62
M1	Tennessee*	W	86	69
M5	Texas A&M	L	67	76
M10	Tennessee@	L	65	67

M15	Wichita State^	L	50	70
-----	----------------	---	----	----

#Maui Jim Maui Invitational, Lahaina, Hawaii

!Big 12/SEC Challenge

@SEC Tournament, Nashville, Tenn.

^NCAA Tournament First Four, Dayton, Ohio

**2016-17 – WON 19, LOST 16
(11-8 in SEC/7th)**

**Head Coach: Bryce Drew
Captains: Nolan Cressler, Luke Kornet, Riley LaChance**

N11	Marquette\$	L	71	95
N15	Belmont*	W	80	66
N18	Norfolk State+	W	72	52
N21	Bucknell+	L	72	75
N24	Butler#	L	66	76
N25	Santa Clara#	W	76	66
N29	Tennessee State	W	83	59
D3	Minnesota%	L	52	56
D6	High Point*	W	90	63
D8	Middle Tennessee	L	48	71
D17	Chattanooga*	W	76	74
D21	Dayton	L	63	68
D29	LSU*	W	96	89
J4	Auburn*	W	80	61
J7	Alabama	L	56	59
J10	Kentucky*	L	81	87
J14	Tennessee*	L	75	87
J17	Georgia	L	68	76
J21	Florida	W	68	66
J24	Arkansas*	L	70	71
J28	Iowa State*!	W	84	78
J31	Texas A&M	W	68	54
F4	Ole Miss*	L	74	81
F7	Arkansas	W	72	59
F11	Missouri	L	52	72
F16	Texas A&M*	W	72	67
F18	South Carolina*	W	71	62
F22	Tennessee	W	67	56
F25	Mississippi State*	W	77	48
F28	Kentucky	L	67	73
M4	Florida*	W	73	71
M9	Texas A&M@	W	66	41
M10	Florida@ (OT)	W	72	62
M11	Arkansas@	L	62	76
M16	Northwestern^	L	66	68

\$ Veterans Classic presented by

Northwestern Mutual, Annapolis, Md.

+ Continental Tire Las Vegas Invitational, Nashville, Tenn.

Continental Tire Las Vegas Invitational, Las Vegas, Nev.

% Sanford Pentagon, Sioux Falls, S.D.

! SEC/Big 12 Challenge

!Big 12/SEC Challenge

@SEC Tournament, Nashville, Tenn.

^NCAA Tournament First Round, Salt Lake City, Utah

SEASON-BY-SEASON RESULTS

2017-18 – WON 12, LOST 20
(6-12 in SEC/13th)
Head Coach: Bryce Drew
Captains: Riley LaChance, Jeff Roberson

N10	Austin Peay*	W	73	54
N13	Belmont	L	60	69
N17	UNC Asheville*	W	79	76
N19	USC* (OT)	L	89	93
N23	Virginia\$	L	42	68
N24	Seton Hall\$	L	59	72
N28	Radford*	W	74	62
D3	Kansas State*	L	79	84
D6	Middle Tennessee*	L	63	66
D17	Arizona State	L	64	76
D20	Houston Baptist*	W	81	48
D22	Alcorn State*	W	92	51
D30	Florida	L	74	81
J2	Alabama*	W	76	75
J6	South Carolina	L	60	71
J9	Tennessee*	L	84	92
J13	Kentucky*	L	67	74
J16	Mississippi State	L	62	80
J20	LSU*	W	77	71
J23	Tennessee	L	62	67
J27	TCU!	W	81	78
J30	Kentucky (OT)	L	81	83
F3	Auburn	L	81	93
F7	Georgia*	W	81	66
F10	Arkansas	L	54	72
F14	Mississippi State*	W	81	80
F17	Florida*	W	71	68
F20	LSU	L	78	88
F24	Texas A&M*	L	81	89
F27	Missouri*	L	66	74
M3	Ole Miss	W	82	69
M7	Georgia@	L	62	78

\$ NIT Preseason TipOff, Brooklyn, N.Y.

! SEC/Big 12 Challenge

@SEC Tournament, St. Louis, Mo.

2018-19 – WON 9, LOST 23
(0-18 in SEC/14th)
Head Coach: Bryce Drew
Captains: Joe Toye

N6	Winthrop*	W	92	79
N11	USC	W	82	78
N16	Alcorn State*	W	79	54
N19	Liberty*	W	79	70
N23	Kent State*	L	75	77
N27	Savannah State*	W	120	85
D1	N.C. State\$	L	65	80
D5	Middle Tennessee*	W	79	51
D17	Arizona State*	W	81	65
D22	Kansas State	L	58	69
D29	Tennessee State*	W	95	76
D31	UNC Asheville*	W	90	59
J5	Ole Miss*	L	71	81
J9	Georgia	L	63	82
J12	Kentucky	L	47	56
J16	South Carolina*	L	71	74
J19	Mississippi State*	L	55	71
J23	Tennessee* (OT)	L	83	88
J26	Oklahoma!	L	55	86

J29	Kentucky*	L	52	87
F2	Missouri	L	67	77
F5	Arkansas	L	66	69
F9	Alabama*	L	67	77
F13	Florida	L	57	66
F16	Auburn*	L	53	64
F19	Tennessee	L	46	58
F23	Alabama	L	61	68
F27	Florida*	L	55	71
M2	Texas A&M	L	57	64
M6	Arkansas*	L	48	84
M9	LSU	L	59	80
M13	Texas A&M@	L	52	69

\$ Air Force Reserve Hoophall Invitational, Miami, Fla.

! SEC/Big 12 Challenge

@SEC Tournament, Nashville, Tenn.

SERIES RESULTS

<i>Opponent</i>	<i>W</i>	<i>L</i>	<i>Opponent</i>	<i>W</i>	<i>L</i>	<i>Opponent</i>	<i>W</i>	<i>L</i>	<i>Opponent</i>	<i>W</i>	<i>L</i>
Air Force	2	0	Elon	1	0	Michigan	2	6	South Dakota State	1	0
Alabama	69	70	Evansville	2	4	Michigan State	1	0	South Florida	2	1
Alabama A&M	6	0	Florida	71	66	Middle Tennessee	30	7	SE Missouri State	1	0
Ala.-Birmingham	4	1	Florida A&M	1	0	Milligan	1	0	Southeastern La.	2	0
Ala.-Huntsville	1	0	Florida State	3	1	Minnesota	0	5	Southern Cal. (USC)	2	5
Alaska-Anchorage	2	0	Fordham	0	1	Mississippi	76	46	Southern Illinois	1	1
Alcorn State	2	0	Franklin (Ind.)	0	1	Mississippi State	79	50	Southern (Ky.)	1	0
American	1	0	Furman	6	1	Miss. Valley State	1	0	Southern Methodist	14	6
Appalachian State	3	1	Gardner Webb	1	0	Missouri	6	7	Southern Mississippi	1	1
Arizona	2	0	Georgetown	1	3	Monmouth	1	1	Southwestern	7	0
Arizona State	1	4	Georgetown (Ky.)	1	0	Morehead State	4	0	St. Bonaventure	1	0
Arkansas	12	26	George Washington	2	0	Morgan State	1	0	St. John's (N.Y.)	2	5
Arkansas-Little Rock	1	0	Georgia	92	53	Murray State	3	2	St. Joseph's (Pa.)	1	0
Arkansas State	3	0	Georgia Southern	1	0	Navy	2	2	Stanford	0	3
Army	3	0	Georgia State	2	0	Nebraska	5	2	Stetson	1	0
Auburn	89	53	Georgia Tech	40	33	New Hampshire	1	0	Stony Brook	1	0
Austin Peay	16	1	Grambling State	1	0	New Mexico	3	0	SW Presbyterian	6	1
Baylor	8	3	Hampton	1	0	New Mexico State	3	0	Syracuse	1	1
Belmont	5	1	Hardin Simmons	1	0	New Orleans	3	0	Temple	1	2
Birmingham Southern	1	1	Harvard	2	0	New York University	1	1	Tennessee	75	122
Boise State	1	0	Hawaii	2	0	Nicholls State	3	0	Tenn.-Chattanooga	13	3
Boston College	4	4	Hendrix	1	0	Norfolk State	1	0	Tennessee-Martin	5	0
Bowling Green	2	0	High Point	1	0	North Alabama	2	0	Tennessee State	10	0
Bradley	3	0	Hofstra	1	0	North Carolina	4	6	Tennessee Tech	14	5
Brigham Young	1	0	Holy Cross	2	1	North Carolina A&T	2	0	Texas	4	4
Bucknell	1	0	Houston	1	1	UNC-Asheville	5	0	Texas A&M	8	5
Butler	0	6	Houston Baptist	1	0	UNC-Charlotte	0	1	TCU	5	1
Cal.-L.A. (UCLA)	1	0	Howard	2	1	UNC Greensboro	2	0	Texas-Pan American	1	0
Cal.-St. Long Beach	1	0	Illinois	3	6	North Carolina State	3	2	Texas Tech	6	2
Cal.-St. Northridge	1	0	Illinois Chicago	0	1	UNC-Wilmington	1	0	Texas Wesleyan	1	0
Cal.-St. Poly Pomona	3	0	Illinois State	1	0	Northeastern	1	0	Toledo	4	0
Cal.-St. Poly SLO	1	0	Indiana	3	6	Northwestern	4	2	Transylvania	1	0
Calumet	2	1	IUPUI	2	0	Notre Dame	4	5	Trevecca	1	0
Campbell	1	0	Indiana State	1	2	Ohio	1	0	Tulane	23	11
Carson-Newman	1	0	Iona	2	0	Ohio State	4	3	Tulsa	1	0
Centenary	1	0	Iowa State	4	4	Oklahoma	2	1	Union	2	0
Central (Ky.)	1	2	Jacksonville	1	1	Oklahoma State	1	1	Utah State	2	0
Central Arkansas	1	0	Jacksonville State	1	0	Oregon	5	3	UTEP	1	0
Central Michigan	1	0	James Madison	1	0	Oregon State	1	0	Valparaiso	2	0
Central (Mo.)	1	0	Kansas	2	3	Pennsylvania	3	1	Vermont	2	0
Centre	1	2	Kansas State	4	7	Penn State	2	1	Villanova	0	2
Chaminade	3	0	Kent State	0	1	Pittsburg (Kansas)	0	1	Virginia	5	2
Chicago	1	0	Kentucky	47	146	Pittsburgh	1	1	Va. Commonwealth	2	0
Cincinnati	1	6	Lafayette	1	0	Portland	2	0	Va. Military Institute	3	0
The Citadel	5	0	La Salle	2	0	Presbyterian	1	0	Virginia Tech	2	5
Clemson	8	5	Lehigh	2	0	Princeton	4	0	Virginia Union	1	0
Cleveland State	1	1	Liberty	2	0	Providence	1	1	Wabash	0	3
Colgate	1	0	Lipscomb	24	4	PR-Mayaguez	1	0	Wake Forest	6	4
College of Charleston	2	0	Long Beach State	1	0	Purdue	2	2	Washington (Mo.)	1	1
Columbia	2	1	Longwood	1	0	Radford	1	0	Washington & Lee	2	1
Columbia Union	1	0	Louisiana-Lafayette	2	0	Rhode Island	0	2	Washington State	1	0
Connecticut	0	3	Louisiana State	62	55	Rice	15	3	West Virginia	0	1
Cornell	3	0	Louisiana Tech	1	1	Richmond	2	1	Western Carolina	3	0
Creighton	0	3	Louisville	7	9	Rutgers	0	1	Western Kentucky	14	11
Cumberland	25	3	Loyola (Chicago)	0	3	Saint Francis	1	0	Western Michigan	2	0
Dartmouth	2	2	Loyola (New Orleans)	0	1	Saint Louis	6	4	Wichita State	1	1
Davidson	4	2	Loyola Marymount	1	0	Saint Mary's	3	0	William & Mary	5	0
Dayton	4	2	Manhattan	2	0	Samford	4	0	Winthrop	1	0
DePaul	3	0	Marist	0	1	San Francisco	1	0	Wisconsin	0	1
DePauw	0	1	Marquette	3	4	Santa Clara	1	0	Wittenberg	1	2
Detroit	1	0	Marshall	1	0	Savannah State	1	0	Wofford	5	0
Drake	1	1	Maryland	0	1	Seton Hall	1	1	Wyoming	1	0
Drury	1	0	Maryville	1	0	Sewanee	46	4	Xavier (Ohio)	1	5
Duke	5	10	Massachusetts	2	0	Siena	0	1	Yale	5	1
East Carolina	1	0	Memphis	8	6	South Alabama	1	0	Others	125	89
East Tennessee State	8	0	Mercer	9	5	South Carolina	30	27	Total	1,591	1,117
Eastern Kentucky	3	0	Miami (Ohio)	4	1	South Carolina State	1	0			

SERIES RESULTS

Air Force (2-0)

12/27/1983	W	69-52	N#
12/28/1992	W	95-50	N#

#Music City Invitational

Alabama (69-70)

1923-24	L	25-26	OT	A
1924-25	L	22-39		A
1925-26	L	19-23		A
1929-30	L	18-36		A
1930-31	L	29-36		A
1931-32	W	39-32		A
1932-33	L	22-37		H
1933-34	L	32-38		H
1934-35	W	34-33		A
1935-36	L	30-32		H
	L	28-33		A
1936-37	W	23-19		A
	L	19-29		H
1937-38	W	39-36		A
	W	46-26		H
	W	50-26		N
1938-39	W	36-34		H
	W	41-33		N
1939-40	L	31-43		A
	L	29-32		H
1940-41	L	24-48		A
	L	28-40		H
1941-42	L	19-33		A
	L	33-37		H
1942-43	L	26-29		A
	W	31-27		H
	L	36-49		H
1/25/1947	L	33-38		A
1/24/1948	L	31-60		A
2/14/1948	W	58-32		H
1/24/1949	W	36-31		A
2/12/1949	W	68-42		H
12/29/1949	W	53-44		N
1/23/1950	L	44-47		A
2/11/1950	W	47-38		H
1/8/1951	W	49-35		H
1/16/1952	L	44-63		H
2/23/1953	L	80-88		H
2/8/1954	L	75-87		A
2/7/1955	W	78-57		H
2/6/1956	L	61-88		A
2/4/1957	W	61-50		H
2/3/1958	L	60-65		A
2/2/1959	W	81-59		H
2/1/1960	L	54-61		A
12/12/1960	W	77-61		A
2/6/1961	W	73-70		H
12/11/1961	W	65-63	OT	H
2/5/1962	L	76-82		A
2/4/1963	W	74-73		H
2/3/1964	W	111-73		A
2/27/1965	W	75-54		H
2/12/1966	W	71-63	OT	A
1/2/1967	W	84-81	OT	A
2/20/1967	W	117-80		H
1/2/1968	W	67-61		H
2/19/1968	W	89-74		A
1/11/1969	W	76-73		H
2/15/1969	W	89-74		A
1/10/1970	W	88-85		A
2/16/1970	W	101-79		H
1/9/1971	W	93-76		H
2/15/1971	L	74-75		A
1/15/1972	L	76-79		A
2/21/1972	W	111-91		H

1/13/1973	L	77-83		H
2/19/1973	L	78-87		A
1/5/1974	W	73-72		H
2/4/1974	W	67-65		A
1/4/1975	L	77-104		A
2/3/1975	L	72-86		H
1/3/1976	L	66-83		A
3/8/1976	L	77-84	OT	H
1/31/1977	L	82-96		A
2/28/1977	L	77-78		H
1/21/1978	L	59-66		A
2/18/1978	W	71-69	OT	H
1/15/1979	W	75-73	OT	A
2/12/1979	W	65-57		H
12/15/1979	L	68-90		A
2/23/1980	L	72-79		H
2/12/1980	W	93-91		H
2/28/1981	L	68-82		A
12/12/1981	L	68-79		A
2/27/1982	W	80-63		H
1/11/1983	W	81-79		A
2/7/1983	W	61-60		H
1/11/1984	W	69-67		H
2/6/1984	L	73-80		A
1/23/1985	L	77-79		A
2/23/1985	L	56-81		H
1/22/1986	L	72-85		H
2/22/1986	L	68-69		A
1/10/1987	L	71-75		A
2/23/1987	L	67-71		H
1/16/1988	W	76-60		H
2/17/1988	L	77-88		A
1/4/1989	W	73-53		H
2/4/1989	L	67-77		A
3/11/1989	L	79-83		N#
3/1/1990	W	68-67		A
2/2/1990	L	56-65		H
1/5/1991	W	66-55		H
2/13/1991	L	55-66		A
2/19/1992	L	64-85		A
1/2/1993	W	76-73		H
3/12/1993	W	76-59		N#
1/12/1994	L	67-73		A
1/4/1995	W	75-74	OT	H
1/3/1996	L	71-80		A
1/4/1997	W	92-84		H
1/14/1998	W	72-69		A
1/5/1998	L	62-72		N
2/21/1999	W	81-75	OT	H
2/12/2000	L	63-77		A
1/31/2001	W	68-62		H
3/8/2001	L	59-78		N#
1/9/2002	L	79-92		A
1/11/2003	W	70-69		H
1/13/2003	W	82-69		N#
2/18/2004	W	70-67		A
1/5/2005	W	70-56		H
2/8/2006	L	74-77	OT	A
1/17/2007	W	94-73		H
3/8/2008	L	73-78	OT	A
2/5/2009	W	79-74		H
3/13/2009	L	75-82		N#
1/13/2010	W	65-64		A
2/10/2011	W	81-77		H
1/19/2012	W	69-59		A
2/2/2013	L	54-58		H
1/7/2014	L	63-68		A
2/14/2015	W	76-68		A
2/28/2015	W	73-66		H
1/16/2016	W	71-63		H
1/7/2017	L	56-59		A
2/2/2018	W	76-75		H

2/9/2019	L	67-77		H
2/23/2019	L	61-68		A

#SEC Tournament

Alabama A&M (6-0)

12/30/1998	W	113-71		H
11/24/2002	W	68-40		H
12/17/2005	W	74-58		H
12/29/2006	W	86-47		H
12/10/2008	W	78-55		H
12/15/2012	W	71-46		H

Ala.-Birmingham (4-1)

12/3/1988	L	69-76		A
12/16/1989	W	87-74		H
11/25/1992	W	81-63		N
12/4/1996	W	66-62		H
12/9/1997	W	85-74		A

Ala.-Huntsville (1-0)

12/19/1996	W	60-47		H
------------	---	-------	--	---

Alaska-Anch. (2-0)

12/29/1982	W	72-68		H
12/29/1989	W	85-81		H

Alcorn State (2-0)

12/22/2017	W	92-51		H
11/16/2018	W	79-54		H

American (1-0)

12/20/2001	W	85-57		H
------------	---	-------	--	---

Appalachian State (3-1)

12/22/2003	W	63-48		H
12/22/2004	W	68-51		H
12/21/2006	L	79-87	OT	N#
11/27/2010	W	86-73		H

#San Juan Shootout, San Juan, PR

Arizona (2-0)

12/29/1956	W	107-76		H
11/25/2009	W	84-72		N

Arizona State (1-4)

12/5/1981	L	53-65		N#
12/29/1994	L	61-67		N^
11/27/2004	L	68-87		N*
12/17/2017	L	64-76		A
12/17/2019	W	81-65		H

#Fiesta Classic, Tempe, AZ

^Arizona State Tribute Classic

*Las Vegas Invitational Tournament

Arkansas (12-26)

12/14/1963	W	101-77		H
11/14/1990	L	70-107		H#
2/12/1992	L	71-91		A
1/20/1993	W	102-89		H
2/1/1994	L	76-89		A
2/11/1995	L	94-97	OT	H
3/10/1995	L	72-73		N^
1/13/1996	W	80-73		A
2/8/1997	W	87-83	OT	H
2/7/1998	L	83-93		A
2/6/1999	W	73-69		H
2/23/2000	L	63-78		A
1/13/2001	W	81-64		H
3/2/2002	L	67-81		A
2/26/2003	L	50-60		H
1/24/2004	L	62-70		A
2/19/2005	W	79-65		H

1/14/2006	L	66-78		A
3/3/2007	L	67-82		H
3/9/2007	L	71-72		N^
3/1/2008	L	73-78		A
3/14/2008	L	75-81		N^
3/8/2009	W	75-58		H
2/27/2010	W	89-72		A
1/29/2011	L	78-89		H
1/31/2012	L	74-82		A
1/12/2013	L	33-56		A
2/9/2013	W	67-49		H
3/14/2013	W	75-72		N^
2/8/2014	L	75-77		H
1/10/2015	L	70-82		A
1/5/2016	L	85-90		A
1/24/2017	L	70-71		H
2/7/2017	W	72-59		A
3/11/2017	L	62-76		N^
2/10/2018	L	54-72		A
2/5/2019	L	66-69		A
3/6/2019	L	48-84		H

#Dodge Preseason NIT

^SEC Tournament

Ark.-Little Rock (1-0)

1995-96	W	86-80		H
---------	---	-------	--	---

Arkansas State (3-0)

1959-60	W	98-66		H
1963-64	W	108-73		H
1975-76	W	81-65		H

Army (3-0)

1961-62	W	67-52		H
1965-66	W	71-62		N
1998-99	W	92-41		H

Auburn (89-53)

1920-21	L	7-27		H
1926-27	W	39-35		H
1927-28	L	28-62		A
1929-30	W	29-27		A
1930-31	W	36-26		A
	L	25-42		A
1931-32	L	23-36		H
	L	23-38		A
1932-33	W	25-24		H
	W	21-20		A
1933-34	W	31-22		H
	W	48-33		A
1934-35	W	37-27		H
	W	41-24		H
	W	37-25		A
	W	47-27		H
	W	37-32		A
1938-39	W	49-42		H
1939-40	W	51-45		H
	W	50-46		A
1940-41	L	44-45		A
	W	47-39		H
1941-42	L	33-35		A
	L	45-50		H
	L	34-36		N
1942-43	W	54-39		H
	W	48-43		A
	W	38-37		A
1/24/1947	W	59-58		H
1/23/1948	L	41-46		A
2/2/1948				

SERIES RESULTS

2/4/1992	W	89-83	H
1/30/1993	W	73-70	A
2/9/1994	W	84-60	H
3/10/1994	L	56-81	N#
2/8/1995	W	77-59	A
1/31/1996	W	76-62	H
2/7/1996	L	65-68	N#
2/15/1997	W	75-61	A
2/18/1998	W	82-66	H
2/17/1999	L	63-81	A
2/16/2000	L	80-86	H
3/3/2001	L	66-69	A
1/16/2002	W	73-67	H
1/8/2003	L	59-62	A
1/7/2004	W	59-53	H
2/16/2005	W	67-43	A
3/10/2005	L	73-77	N#
1/7/2006	W	74-50	H
3/9/2006	W	76-71	N#
1/6/2007	L	65-68	A
2/2/2008	W	78-71	A
3/13/2008	W	93-82	N#
1/31/2009	W	82-75	A
1/23/2010	W	82-74	H
2/19/2011	W	77-60	A
1/7/2012	W	65-35	H
1/23/2013	W	73-61	H
3/2/2013	W	62-55	A
2/22/2014	W	67-59	A
1/6/2015	W	64-52	H
1/12/2016	W	75-57	H
2/13/2016	W	86-57	A
1/4/2017	W	80-61	H
2/3/2018	L	81-93	A
2/16/2019	L	53-64	H

Austin Peay (16-1)

1937-38	W	43-42	H
	W	49-31	A
1938-39	W	42-35	H
1939-40	L	28-40	H
12/28/1981	W	74-55	H#
12/21/1983	W	56-50	H
12/9/1985	W	82-75	H
1/8/1992	W	83-66	H
12/19/1992	W	116-71	N^
12/21/1993	W	99-65	H
12/21/1994	W	81-78	H
11/16/1998	W	89-79	H
12/1/2004	W	74-58	H
11/10/2007	W	81-67	H
12/17/2013	W	58-56	H
11/13/2015	W	80-41	H
11/10/2017	W	73-54	H

Baylor (8-3)

12/28/1949	L	53-61	N#
12/28/1950	W	54-53	N#
12/27/1951	W	60-53	N^
12/22/1953	W	73-66	H
12/19/1953	W	65-60	H
3/5/1959	W	61-60	H
12/18/1964	W	98-97	H*
12/8/1984	W	84-81	A
12/7/1985	W	85-61	H
12/4/2014	L	63-66	H+
12/6/2015	L	67-69	A

#All College Tournament, OKC
^ SWC Tournament, Dallas, TX

*Vanderbilt Invitational
+SEC/BIG XII Challenge

Belmont (5-1)

11/23/1999	W	72-55	H
2/7/2001	W	81-67	H
11/21/2003	W	74-59	A
12/4/2010	W	85-76	H
11/15/2016	W	80-66	H
11/13/2017	L	60-69	A

Birmingham-So. (1-1)

1901-02	L	21-34	A
12/5/2000	W	70-65	H

Boston College (4-4)

12/6/1971	W	82-75	A
12/23/1972	W	78-62	H
12/27/1975	W	75-71	H
12/30/1980	L	72-87	N#
12/30/1995	L	74-90	H
12/9/1996	L	52-59	A
2/6/1999	W	76-58	H
12/30/2000	L	74-97	A

#Music City Invitational

Bowling Green (2-0)

12/16/1968	W	92-67	
12/29/1992	W	96-69	H#

#Music City Invitational

Bradley (3-0)

12/1/1951	W	55-51	A
12/10/1971	W	82-80	N#
11/24/2007	W	95-86	N^

#Vanderbilt Invitational
^South Padre Invitational,
South Padre Island, TX

Brigham Young (1-0)

1/2/1958	W	89-56	H
----------	---	-------	---

Bucknell (1-1)

11/15/2011	W	80-68	H#
11/21/2016	L	72-75	H+

#2011 TicketCity Legends Classic,
Nashville, TN
+Continental Tire Las Vegas Invitational

Butler (0-6)

1924-25	L	17-37	A
	L	13-33	H
1929-30	L	14-39	A
12/29/2012	L	49-68	H
11/19/2013	L	77-85	OT A
11/24/2016	L	66-76	N#

#Continental Tire Las Vegas Invitation

Cal.-L.A. (UCLA) (1-0)

11/22/1995	W	75-71	N
------------	---	-------	---

Cal.-St. Long Beach (1-0)

12/4/1981	W	72-70	N#
-----------	---	-------	----

#Fiesta Classic, Tempe, AZ

Cal.-St. Northridge (1-0)

11/23/2004	W	93-75	H
------------	---	-------	---

Cal.-St. Poly Pomona (3-0)

12/12/1977	W	88-72	H
------------	---	-------	---

12/13/1978	W	65-62	H
12/10/1979	W	90-74	H

Cal.-St. Poly SLO (1-0)

11/29/2001	W	69-64	H
------------	---	-------	---

Calumet (2-1)

1917-18	W	36-26	A
1918-19	W	40-23	A
1923-24	L	25-28	A

Campbell (1-0)

12/19/1998	W	90-46	H
------------	---	-------	---

Carson-Newman (1-0)

1927-28	W	66-40	A
---------	---	-------	---

Centenary (1-0)

12/8/2001	W	77-75	H
-----------	---	-------	---

Central (Ky.) (1-2)

1907-08	W	28-14	H
1909-10	L	28-52	A
	L	21-70	A

Central Arkansas (1-0)

11/26/2008	W	83-62	H#
------------	---	-------	----

#Cancun Challenge, Nashville, TN

Central Michigan (1-0)

12/20/2004	W	86-54	H
------------	---	-------	---

Central (Mo.) (1-0)

1911-12	W	30-23	A
---------	---	-------	---

Centre (1-2)

1918-19	L	23-28	A
1919-20	W	29-18	A
1920-21	L	13-44	A

Chaminade (3-0)

11/26/1988	W	94-70	A#
11/21/1995	W	96-71	A#
11/24/2009	W	68-41	A^

#Maui Classic
^EA Sports Maui Invitational

Chicago (1-0)

1922-23	W	17-11	H
---------	---	-------	---

Cincinnati (1-6)

1922-23	L	22-41	A
1934-35	L	20-47	A
	L	20-46	A
12/29/1970	W	86-83	N#
12/9/2004	L	72-88	A
12/10/2005	L	83-92	H
11/23/2009	L	58-67	N^

#Sugar Bowl Tournament
^EA Sports Maui Invitational

The Citadel (5-0)

1921-22	W	37-22	N
12/18/1957	W	90-61	H
12/1/1969	W	89-58	H
12/8/1977	W	53-50	A
12/4/1978	W	78-63	H

Clemson (8-5)

1923-24	W	42-14	N
1929-30	L	42-48	A
12/12/1977	L	27-32	A

1932-33	W	39-22	A
1933-34	W	27-25	H
1934-35	L	22-32	A
12/28/1962	W	60-58	N#
12/18/1970	W	75-61	H^
11/27/1982	W	72-63	N*
	W	75-72	A
12/17/1983	L	62-70	H
12/29/1984	L	74-81	H@
3/23/1994	W	89-74	H+

#Poinsettia Tournament
^Vanderbilt Invitational
*Great Alaska Shootout, Anchorage, AK
@Music City Invitational
+National Invitation Tournament

Cleveland State (1-1)

12/28/1994	W	93-64	N#
11/13/2011	L	58-71	H^

#Arizona State Tribune Classic
^2011 TicketCity Legends Classic,
Nashville, TN

Colgate (1-0)

12/29/1988	W	91-55	H#
------------	---	-------	----

#Music City Invitational

Coll. of Charleston (2-0)

2/8/1992	W	74-68	H
1/2/2003	W	70-53	H

Columbia (2-1)

1907-08	L	16-34	H
1972-73	W	70-61	H
12/28/1984	W	73-59	H#

#Music City Invitational

Columbia Union (1-0)

1915-16	W	36-8	A
---------	---	------	---

Connecticut (0-3)

11/19/2001	L	71-84	A
12/1/2002	L	70-76	H
3/25/2004	L	53-73	N#

#NCAA Tournament, Phoenix, AZ

Cornell (3-0)

1/18/1972	W	101-80	H
12/29/1987	W	95-79	H#
12/17/2012	W	66-55	H

#Music City Invitational

Creighton (0-3)

1934-35	L	28-53	H
1935-36	L	34-40	A
	L	30-46	A

Cumberland (25-3)

1902-03	W	44-14	A
	W	24-21	H
	W	44-14	H
1903-04	L	5-18	A
1906-07	W	21-17	H
1907-08	L	20-22	H
	L	14-20	A
1908-09	W	25-19	H
	W	38-21	A
1909-10	W	57-13	H
1910-11	W	45-20	A
	W	24-20	H

1911-12	W	78-10	A
	W	47-19	A
1913-14	W	41-36	H
1914-15	W	40-28	A
1915-16	W	40-8	A
	W	81-13	H
1927-28	W	41-30	A
1928-29	W	50-33	A
1929-30	W	39-12	A
1930-31	W	50-26	A
1933-34	W	34-21	H
1938-39	W	37-30	H
	W	48-36	H
1939-40	W	51-39	H
	W	56-49	A
12/10/1948	W	77-32	A

Dartmouth (2-2)

12/30/1948	L	52-64	N#
12/20/1958	W	87-71	H
12/19/1970	L	82-83	H^
12/22/1988	W	92-67	H

#Corn Bowl Tournament,
Des Moines, Iowa
^Vanderbilt Invitational

Davidson (4-2)

12/12/1967	W	81-79	
------------	---	-------	--

SERIES RESULTS

12/11/1962	L	70-90	A
12/11/1963	W	97-92 OT	H
12/13/1966	L	89-97	A
12/16/1967	W	76-75	H
12/9/1980	L	69-72 OT	H
11/28/1981	W	76-75 2OT	A
12/11/1982	W	74-65	H
11/26/1983	L	74-78	A
12/4/1985	L	74-84	H
12/6/1986	L	66-78	A
11/22/1996	L	57-86	N#

#Preseason NIT

East Carolina (1-0)

12/28/1987	W	99-63	H#
------------	---	-------	----

#Music City Invitational

East Tenn. State (8-0)

3/15/1983	W	79-74	H#
11/30/1985	W	75-72	N#
11/15/1997	W	81-53	H
11/29/1999	W	70-55	H
11/24/2000	W	87-76	H
12/22/2001	W	86-77	H
12/4/2002	W	86-75	H
12/5/2006	W	104-62	H

#National Invitation Tournament

^Clemson IPTAY Tournament

Elon (1-0)

11/25/2006	W	81-70	H
------------	---	-------	---

Eastern Ky. (3-0)

12/27/1982	W	82-71	H#
12/10/1983	W	105-63	H
12/17/1984	W	73-59	H

#Music City Invitational

Evansville (2-4)

1925-26	L	22-39	A
1926-27	L	22-37	A
	W	46-44	H
1935-36	L	20-33	A
1/20/1996	W	75-61	H
12/29/1996	L	61-66	A

Florida (71-66)

1930-31	W	42-25	A
	W	43-35	A
1931-32	W	36-32	A
	L	33-43	A
1932-33	W	42-41	A
	L	27-43	A
1933-34	L	23-24	N
1937-38	W	59-24	H
1940-41	L	41-47	N
2/4/1950	W	54-34	H
12/18/1950	W	81-64	H
1/19/1952	L	63-66	N
2/29/1952	L	70-86 OT	A#
1/12/1953	W	85-73	H
2/27/1954	W	76-68	A
2/26/1955	W	100-72	H
2/25/1956	W	80-75	A
2/23/1957	W	75-59	H
2/22/1958	L	53-73	A
2/21/1959	W	77-66	A
2/20/60	L	75-81 OT	A
2/25/1961	W	77-60	H
2/24/1962	L	68-78	A
2/23/1963	W	78-74	H
2/22/1964	W	91-78	A

2/20/1965	W	80-78	H
2/19/1966	W	89-86	A
12/19/1966	W	77-69	H
2/4/1967	L	75-83	A
12/18/1967	L	72-74	A
2/3/1968	L	85-91	H
1/6/1969	W	62-55	A
2/10/1969	L	73-75	H
1/5/1970	W	90-79	H
2/9/1970	L	79-81	A
1/4/1971	L	82-84 3OT	A
2/8/1971	W	92-81	H
1/10/1972	W	104-87	H
2/14/1972	W	90-74	A
1/8/1973	L	72-80	A
2/12/1973	W	78-71	H
2/2/1974	W	58-52	H
3/9/1974	L	77-80	A
2/1/1975	L	90-101 OT	A
3/8/1975	W	102-83	H
1/26/1976	W	85-81 OT	A
2/23/1976	W	71-67	H
1/15/1977	L	72-83	A
2/12/1977	W	85-72	H
1/9/1978	L	65-67	A
2/6/1978	W	59-57 2OT	H
1/24/1979	W	57-56	A
1/29/1979	L	87-90 OT	H
1/21/1980	W	105-85	H
2/20/1980	L	71-72	N
2/27/1980	W	74-71	A#
1/28/1981	W	72-70	A
2/25/1981	W	73-64	H
1/27/1982	W	51-48	H
2/24/1982	W	47-46	N
2/27/1982	W	81-67 OT	A#
1/15/1983	W	69-58	H
2/12/1983	L	54-61	A
1/15/1984	L	59-73	A
2/11/1984	L	63-71	H
1/10/1985	L	64-68	H
2/9/1985	L	66-78	A
1/8/1986	L	55-86	A
2/8/1986	W	60-59	H
1/24/1987	L	81-85	A
2/26/1987	W	84-76	H
1/30/1988	W	92-65	H
3/2/1988	L	65-81	A
1/25/1989	L	78-81 OT	H
2/25/1989	L	80-83 OT	A
1/24/1990	W	71-64	A
2/24/1990	W	67-54	H
3/8/1990	W	68-58	N#
1/30/1991	W	60-57	A
3/2/1991	W	82-68	H
1/25/1992	L	55-75	A
3/7/1992	W	82-76	H
1/9/1993	L	61-62	A
2/20/1993	W	82-64	H
1/29/1994	L	66-75	A
2/26/1994	W	82-78	H
1/7/1995	L	62-72	A
3/5/1995	L	58-69	H
1/24/1996	L	55-77	A
2/13/1996	W	70-56	H
2/1/1997	W	74-63	A
3/1/1997	W	79-72	H
1/19/1998	L	69-85	A
2/28/1998	W	73-56	H
1/9/1999	L	59-90	A
2/27/1999	W	71-70 OT	H
1/5/2000	W	87-77	H

1/28/2000	L	63-89	A
1/20/2001	W	63-61	A
2/28/2001	L	62-72	H
1/12/2002	L	85-95	H
2/9/2002	L	54-80	A
1/22/2003	L	75-87	A
2/22/2003	L	74-77 OT	H
1/17/2004	W	86-72	H
2/7/2004	L	71-81	A
3/13/2004	L	69-91	N#
1/15/2005	L	65-82	H
2/23/2005	L	61-69	A
2/28/2006	L	58-81	A
2/15/2006	L	68-73	H
1/31/2007	L	64-74	A
2/17/2007	W	83-70	H
1/27/2008	L	64-86	A
2/16/2008	W	61-58	H
1/25/2009	L	69-94	H
2/29/2009	L	68-82	A
1/9/2010	W	95-87	H
3/2/2010	W	64-60	A
2/1/2011	L	61-65 OT	A
3/5/2011	L	76-86	H
3/12/2011	L	66-77	N#
2/4/2012	L	65-73	A
2/28/2012	W	77-67	H
3/6/2013	L	40-66	A
2/25/2014	L	54-57	H
2/2/2015	W	67-61	H
2/18/2015	L	47-50	A
1/26/2016	W	60-59	H
2/23/2016	W	87-74	A
1/21/2017	W	68-66	H
3/4/2017	W	73-71	H
3/10/2017	W	72-62 OT	N
12/30/2017	L	74-81	A
2/17/2018	W	71-68	H
2/13/2019	L	57-66	A
2/27/2019	L	55-71	H

#SEC Tournament

Florida A&M (1-0)

11/30/1998	W	83-72	H
------------	---	-------	---

Florida State (3-1)

12/5/1960	W	75-55	H
3/16/1987	W	109-92	H#
12/22/1999	L	65-70	A
12/9/2000	W	72-60	H

#National Invitation Tournament

Fordham (0-1)

12/28/1990	L	65-66	H#
------------	---	-------	----

#Music City Invitational

Franklin (Ind.) (0-1)

1924-25	L	23-49	A
---------	---	-------	---

Furman (6-1)

12/29/1962	W	69-68	N#
12/2/1995	W	87-63	H
11/18/1997	W	102-55	H
12/16/2000	W	78-64	H
11/20/2005	W	81-60	H
11/28/2006	L	62-70	H
11/22/2008	W	68-49	H

#Poinsettia Tournament

Gardner Webb (1-0)

11/16/2015	W	98-62	H
------------	---	-------	---

Georgetown (1-3)

3/15/1991	L	60-70	N#
11/26/2005	W	68-61	A
11/15/2006	L	70-83	H
3/23/2007	L	65-66	N#

#NCAA Tournament

^NCAA Tournament,

East Rutherford, NJ

Georgetown (Ky.) (1-0)

1909-10	W	45-34	A
---------	---	-------	---

Geo. Washington (2-0)

12/1/1990	W	76-74	N#
3/15/2007	W	77-44	N#

#Apple Invitational

^NCAA Tournament, Sacramento, CA

Georgia (92-53)

1913-14	L	32-41	A
1914-15	L	35-48	H
1916-17	L	11-31	H
1919-20	W	40-18	H
1920-21	L	17-33	H
1921-22	L	26-27	N
1922-23	W	25-16	H
1924-25	W	41-34	A
1926-27	W	46-44	N
1933-34	W	46-29	N
1940-41	W	50-44	A
1941-42	W	58-38	H
1942-43	W	39-35	A

1/14/1946	W	44-41	H
-----------	---	-------	---

1/26/1946	L	39-51	A
-----------	---	-------	---

2/26/1951	W	69-57	H
-----------	---	-------	---

3/1/1951	W	70-60	N#
----------	---	-------	----

2/16/1952	W	73-51	A
-----------	---	-------	---

2/28/1952	W	61-49	N#
-----------	---	-------	----

1/17/1953	W	97-66	H
-----------	---	-------	---

3/1/1954	W	83-67	A
----------	---	-------	---

1954-55	W	78-57	H
---------	---	-------	---

12/19/1955	W	85-61	H
------------	---	-------	---

2/4/1956	W	69-56	A
----------	---	-------	---

2/25/1957	W	75-51	H
-----------	---	-------	---

12/21/1957	W	74-64	H
------------	---	-------	---

2/24/1958	W	69-66	A
-----------	---	-------	---

2/23/1959	W	78-50	H
-----------	---	-------	---

12/15/1959	W	79-67	H
------------	---	-------	---

2/22/1960	W	80-75	A
-----------	---	-------	---

2/27/1961	W	87-76	H
-----------	---	-------	---

2/26/1962	L	69-71	A
-----------	---	-------	---

2/25/1963	W	82-64	H
-----------	---	-------	---

2/24/1964	L	69-81	A
-----------	---	-------	---

1/11/1965	W	75-62	A
-----------	---	-------	---

2/22/1965	W	89-72	H
-----------	---	-------	---

1/8/1966	W	77-63	A
----------	---	-------	---

2/21/1966	W	117-97	H
-----------	---	--------	---

2/6/1967	W	51-41 2OT	A
----------	---	-----------	---

2/25/1967	W	71-61	H
-----------	---	-------	---

2/5/1968	W	82-77	H
----------	---	-------	---

2/24/1968	L	77-91	A
-----------	---	-------	---

1/4/1969	L	80-102	A
----------	---	--------	---

2/8/1969	L	83-90	H
----------	---	-------	---

1

SERIES RESULTS

2/23/2008	W	86-74	H
1/14/2009	W	50-40	H
2/25/2009	L	57-61	A
2/6/2010	L	58-72	A
2/25/2010	W	96-94 OT	H
3/13/2010	W	78-66	N#
1/12/2011	W	73-66	H
2/16/2011	W	64-56	A
1/14/2012	W	77-66	H
2/19/2012	W	61-52	A
3/9/2012	W	63-41	N#
2/27/2012	W	63-62	H
1/29/2014	W	59-54	A
1/14/2015	L	67-70	H
1/27/2015	L	62-70	A
2/20/2016	W	80-67	H
1/17/2017	L	68-76	A
1/7/2018	W	81-66	H
3/7/2018	L	62-78	N#
1/9/2019	L	63-82	A
#SEC Tournament			
^NIT Tournament			
Ga. Southern (1-0)			
11/26/2002	W	96-60	H
Georgia State (2-0)			
12/27/1979	W	65-53	A
11/12/2013	W	86-80	H
Georgia Tech (40-33)			
1913-14	W	55-41	A
1919-20	W	39-21	A
	W	32-3	H
1924-25	W	37-26	A
1925-26	W	27-24	A
1926-27	L	29-36	A
1927-28	L	31-41	A
1928-29	L	28-40	A
	L	15-40	A
1929-30	L	25-46	A
	L	37-41	A
1930-31	L	35-44	A
	W	45-32	A
1931-32	L	27-45	A
1932-33	W	38-27	H
1933-34	W	24-22	H
	W	38-30	A
1934-35	W	33-32	A
	W	53-25	H
1935-36	W	43-22	H
	W	42-40	A
	L	37-42	N
1936-37	L	27-39	A
	L	30-40	H
1937-38	L	25-59	A
	L	35-40	H
	L	18-50	N
1938-39	L	24-30	A
	W	49-42	H
1939-40	L	43-49	A
	L	39-57	A
1940-41	L	48-55	A
	W	54-41	H
1941-42	W	39-32	A
	L	27-35	H
1942-43	L	29-43	A
	W	52-28	H
1943-44	L	51-63	N
2/10/1951	W	65-47	H
2/17/1951	W	69-67	A
2/2/1952	W	92-67	H

2/18/1952	W	83-58	A
1/10/1953	W	72-60	H
1/26/1953	L	79-85	A
1/11/1954	W	65-55	A
1/23/1954	W	84-65	H
1/10/1955	W	71-69	A
1/22/1955	W	83-63	H
1/9/1956	W	72-59	A
1/16/1956	W	67-64	H
1/7/1957	W	81-73	A
1/19/1957	W	93-74	H
1/18/1958	L	60-81	A
3/1/1958	W	60-59	H
1/17/1959	L	61-80	A
2/28/1959	L	67-71	H
1/16/1960	L	66-74 OT	A
2/27/1960	W	62-57	H
1/21/1961	W	69-56	A
3/4/1961	W	79-59	H
1/20/1962	L	66-71	A
3/3/1962	W	88-74	H
2/13/1963	L	62-67	A
3/2/1963	W	75-74	H
2/12/1964	L	71-75	A
2/29/1964	W	103-89	H
12/18/1993	L	77-86 OT	N#
1/3/2006	L	67-76	A
12/9/2006	W	73-64	H
12/1/2007	W	92-79	H
12/6/2008	L	51-63	A
12/21/2013	W	76-63	H
12/20/2014	L	60-65	A
#Keppenheimer Classic			
Grambling State (1-0)			
11/24/2010	W	92-59	H
Hampton (1-0)			
11/23/2001	W	100-85	N#
#Hawaii Pacific Thanksgiving			
Hardin-Simmons (1-0)			
12/15/1958	W	80-52	H
Harvard (2-0)			
12/18/1993	W	74-58 OT	H#
3/15/2012	W	79-70	N^
#Music City Invitational			
^NCAA Tournament, Albuquerque, NM			
Hawaii (2-0)			
11/17/1987	W	91-62	H
11/30/1990	W	74-70	N#
#Apple Invitational			
Hendrix (1-0)			
1922-23	W	26-14	A
High Point (2-0)			
12/15/2002	W	81-75	H
12/6/2016	W	90-63	H
Hofstra (1-0)			
12/7/1999	W	74-46	H
Holy Cross (2-1)			
12/21/1950	L	62-64	A
12/6/1975	W	106-91	H#
12/30/1991	W	76-72	H^
#Vanderbilt Invitational			
^Music City Invitational			

Houston (1-1)			
12/29/1986	L	72-73	N#
3/13/2002	W	59-50	H^
#Sugar Bowl, New Orleans, LA			
^NIT			
Houston Baptist (1-0)			
12/20/2017	W	81-48	H
Howard (2-1)			
1901-02	L	23-33	A
	W	29-19	A
1902-03	W	25-11	A
Illinois (3-6)			
12/8/1970	L	79-96	A
12/23/1971	W	95-92	H
11/26/1982	W	58-47	N#
12/13/1982	L	77-79 OT	A
12/6/1983	L	55-69	H
11/27/1992	L	77-93	N
3/20/1993	W	85-68	N^
11/20/2008	L	63-69	H
12/8/2009	L	68-79	A
#Great Alaska Shootout, Anchorage, AK			
^NCAA Tournament			
Illinois-Chicago (0-1)			
12/3/2008	L	55-74	H
Illinois State (1-0)			
12/29/1993	W	92-75	H#
#Music City Invitational			
Indiana (3-6)			
1934-35	L	30-39	A
1935-36	L	18-56	A
12/9/1986	W	79-75	H
12/8/1987	L	61-63	A
12/4/1990	L	73-84	H
12/10/1991	L	51-88	A
12/9/2002	L	56-73	A
11/24/2003	W	73-60	H
3/16/2005	W	67-60	A#
#NIT			
IUPUI (2-0)			
12/3/2003	W	86-68	H
12/22/2005	W	53-45	H
Indiana State (1-2)			
12/19/1981	W	72-66	H
12/22/1984	L	77-88	A
12/17/2011	L	55-61	H
Iona (2-0)			
11/28/1980	W	92-56	N
12/31/2007	W	97-73	H
Iowa State (4-4)			
1935-36	L	28-38	H
12/23/1955	L	76-87	A
11/29/1975	W	105-80	A
12/21/1976	W	69-68	H
12/1/1980	W	97-87	H
11/30/1983	L	72-73 OT	A
12/28/1985	L	79-80	H
1/28/2017	W	84-78	H#
#SEC/Big XII Challenge			
Jacksonville (1-1)			

12/21/1974	L	104-107	2OT N#
3/12/1987	W	74-72	H^
#Trojan Invitational			
^National Invitation Tournament, Nashville, TN			
Jacksonville State (1-0)			
11/16/2005	W	67-46	H
James Madison (1-0)			
11/22/2000	W	84-70	H
Kansas (2-3)			
12/2/1972	W	72-64	A
12/22/1973	W	83-72	H
3/25/1988	L	64-77	N#
12/29/1997	L	82-89	N^
11/25/2015	L	63-70	N*
#NCAA Tournament, Pontiac, MI			
^Rainbow Classic			
*Maui Jim Maui Invitational, Lahaina, Hawaii			
Kansas State (4-7)			
12/21/1968	W	92-80	H#
12/15/1969	L	78-91	A
12/14/1970	L	74-72	H
11/27/1976	L	66-89	A
12/5/1977	L	55-69	H
12/20/1986	W	79-72	H^
12/10/1988	L	62-71	A
12/9/1989	W	91-81	H
3/28/1994	W	82-76	N*
12/3/2017	L	79-84	H
12/22/2018	L	58-69	N@
#Vanderbilt Invitational			
^Music City Invitational			
*NIT Final Four			
@Wildcat Classic			
Kent State (0-1)			
11/23/2018	L	75-77	H
Kentucky (47-144)			
1911-12	L	17-28	A
	L	18-22	A
2/9/1948	L	51-82	H
2/20/1948	L	43-79	A
1/31/1949	L	50-72	H
2/26/1949	L	37-70	A
1/30/1950	L	54-58	H
2/25/1950	L	66-70	A
1/27/1951	L	49-74	H
2/19/1951	L	57-89	A
3/3/1951	W	61-57	N#
1/28/1952	L	51-88	H
2/21/1952	L	45-75	A
1/30/1954	L	63-85	H
2/22/1954	L	64-100	A
1/29/1955	L	71-75	H
2/21/1955	L	59-71	A
1/21/1956	W	81-73	H
2/20/1956	L	55-76	A
1/26/1957	L	83-91	H
2/18/1957	L	78-80	A
1/6/1958	L	81-86	H
2/17/1958	L	61-65	A
1/6/1959	W	75-66	H
2/18/1959	L	71-83	A
1/5/1960	L	59-76	H
2/16/1960	L	60-68	A
1/9/1961	W	64-62	H

2/21/1961	L	59-60	A
3/9/1961	L	67-88	N^
1/8/1962	L	68-77	H
2/19/1962	L	80-87	A
1/7/1963	L	82-106	H
2/18/1963	W	69-67	A
1/6/1964	W	85-83	H
2/17/1964	L	73-104	A
1/5/1965	W	97-79	A
2/16/1965	W	91-90	H
1/15/1966	L	83-96	A
2/2/1966	L	90-105	H
1/5/1967	W	91-89 OT	A
3/4/1967	W	110-94	H
1/6/1968	L	78-94	H
3/2/1968	L	80-85	A
2/1/1969	L	89-103	A
3/1/1969	W	101-99	H
1/31/1970	W	89-81	H
2/28/1970	L	86-90	A
1/30/1970	L	82-102	A
2/27/1970	L	90-119	H
1/24/1972	L	80-106	A
2/5/1972	L	80-85 OT	H
1/22/1973	W	76-75	H
2/3/1973	W	83-76	A
1/28/1974	W	82-65	A
3/2/1974	W	71-69	H
1/27/1975	L	90-91	H
3/1/1975	L	84-109	A
1/17/1976	L	76-77	A
2/14/1976	W	69-65	H
1/8/1977	L	62-64	H
2/5/1977	L	73-113	A
1/2/1978	L	59-72	A
3/6/1978	L	68-78	H
2/7/1979	W	68-58	H
2/23/1979	L	70-96	A
1/19/1980	L	90-106	A
2/15/1980	L	73-91	H
1/24/1981	L	64-78	H
2/21/1981	L	48-80	A
3/5/1981	W	60-55	N#
1/23/1982	L	58-67	A
2/20/1982	L	69-73	H
1/22/1983	L	77-82	H
2/19/1983	L	63-82	A
1/20/1984	L	46-67	A
2/19/1984	L	54-58	H
1/7/1985	L	58-75	A
2/7/1985	L	62-68	H
1/4/1986	L	71-80	H
1/5/1986	L	65-73	A
1/21/1987	L	65-71	H
2/19/1987	L	54-65	A
12/31/1987	L	74-81	A
1/27/1988	W	83-66	H
1/7/1989	L	61-70	A
2/8/1989	W	81-51	H
3/10/1989	W	77-63	N#
1/6/1990	W	92-85	H
2/7/1990	L	73-100	A
1/19/1991	L	50-58	A
2/20/1991	W	98-87	H
1/15/1992	L	71-84	H
3/1/1992	L	56-80	A
3/13/1992	L	57-76	N#
1/13/1993	W	101-86	H
2/6/1993	L	67-82	A
1/4/1994	L	82-107	A
2/19/1994	L	69-77	H
1/21/1995	L	68-81	A

SERIES RESULTS

2/25/1995	L	60-71	H
2/7/1996	L	81-120	H
3/2/1996	L	63-101	A
1/22/1997	L	46-58	A
2/22/1997	L	79-82	H
1/3/1998	L	71-62	A
1/27/1998	L	63-61	H
1/9/1999	L	57-73	H
2/24/2000	L	63-88	A
1/8/2000	L	52-74	A
1/22/2000	L	73-81OT	H
1/27/2001	L	75-86	A
2/17/2001	L	74-79	H
2/13/2002	L	59-67	A
2/27/2002	W	86-73	H
1/14/2003	L	52-74	H
3/5/2003	L	44-106	A
3/14/2003	L	63-81	N#
1/10/2004	L	63-75	A
1/31/2004	W	66-60	H
1/12/2005	L	54-69	A
2/5/2005	L	70-84	H
1/10/2006	W	57-52	A
2/11/2006	W	84-81	H
1/20/2007	W	72-67	A
2/25/2007	W	67-65	H
1/12/2008	L	73-79 2OT	A
2/12/2008	W	93-52	H
1/10/2009	L	60-70	A
2/17/2009	W	77-64	H
1/30/2010	L	72-85	A
2/20/2010	L	56-58	H
2/12/2011	W	81-77	H
3/1/2011	L	66-68	A
2/11/2012	L	63-69	H
2/25/2012	L	74-83	A
3/11/2012	W	71-64	N#
1/10/2013	L	58-60	H
2/20/2013	L	70-74	A
3/15/2013	W	64-48	N#
1/11/2014	L	62-71	H
1/20/2015	L	57-65	A
1/23/2016	L	57-76	A
2/27/2016	W	74-62	H
1/10/2017	L	81-87	H
2/28/2017	L	67-73	A
1/13/2018	L	67-74	H
1/30/2018	L	81-83 OT	A
1/12/2019	L	47-56	A
1/29/2019	L	52-87	H
#SEC Tournament			
^NCAA Tournament			
Lafayette (1-0)			
12/21/2011	W	89-58	H
LaSalle (2-0)			
12/17/1966	W	100-95	N#
11/29/2014	W	68-55	N^
#Vanderbilt Invitational			
^Barclays Center Classic, Brooklyn, NY			
Lehigh (2-0)			
11/30/1987	W	102-91	H
12/30/2003	W	85-59	H
Liberty (2-0)			
11/16/2001	W	96-61	H
11/19/2018	W	79-70	H
Lipscomb (24-4)			
1938-39	W	42-31	H

1939-40	L	44-50	H
	L	41-44	A
1940-41	W	57-42	H
1941-42	W	59-29	H
1942-43	W	41-28	A
1943-44	W	50-45	H
	W	40-35	A
1944-45	W	65-35	A
	W	60-34	A
	W	57-43	H
12/2/1947	W	57-37	A
2/6/1948	W	57-37	A
12/4/1948	W	65-41	A
12/20/1948	W	57-37	H
11/28/1949	W	62-39	A
12/10/1949	W	66-42	H
12/9/1950	W	71-69 OT	H
1/2/1951	L	57-59	A
12/6/1951	W	78-63	H
1/31/1952	W	80-69	A
12/8/1952	W	92-66	H
1/24/1955	W	88-61	H
12/7/2006	W	59-50	H
12/8/2007	W	90-67	H
11/16/2009	W	95-73	H
11/15/2013	W	80-69	H
11/20/2014	W	72-62	H
Longwood (1-0)			
12/19/2011	W	99-71	H
La.-Lafayette (2-0)			
12/5/1966	W	101-68	H
1/2/2005	W	77-44	H
LSU (62-55)			
1922-23	W	36-10	N
1925-26	L	23-24	A
1932-33	W	54-34	H
	W	52-26	H
1934-35	L	41-56	A
	L	31-40	A
1940-41	W	63-49	N
1/29/1947	L	52-62	N
1/17/1948	L	54-56	A
2/19/1949	W	61-51	H
3/4/1949	L	56-60	N#
1/20/1951	W	69-61	A
3/3/1951	W	75-63	N#
1/7/1952	W	58-47	H
1/5/1953	L	61-74	A
2/15/1954	L	69-82	H
2/14/1955	L	59-66	A
2/11/1956	W	107-68	H
2/9/1957	W	78-66	A
2/8/1958	W	78-60	H
2/7/1959	W	72-57	A
2/6/1960	W	80-68	H
2/13/1961	L	61-65	A
2/12/1962	W	70-67	H
2/8/1963	L	56-63	A
2/8/1964	W	66-64	H
2/8/1965	W	96-85	A
3/8/1965	W	106-69	H
1/29/1966	W	98-66	H
2/26/1966	W	102-84	A
1/30/1967	W	79-77	A
3/6/1967	W	75-66	H
1/29/1968	W	99-91	A

3/4/1968	W	115-86	A
1/9/1969	W	94-92	H
2/17/1969	W	85-83	A
12/11/1969	L	86-109	A
2/14/1970	L	89-99	H
2/13/1971	W	81-75	A
3/4/1971	L	85-87	H
1/3/1972	W	80-73	A
2/19/1972	W	104-83	H
1/2/1973	W	71-66	A
2/17/1973	W	82-72	H
1/12/1974	L	81-84	A
2/19/1974	W	91-88	H
1/11/1975	W	91-82	H
2/10/1975	W	83-74	A
1/31/1976	W	103-90	H
2/28/1976	L	75-89	A
1/24/1977	W	68-67	H
2/21/1977	L	74-95	A
1/16/1978	L	55-77	H
2/13/1978	L	73-80	A
1/8/1979	W	88-87	H
2/5/1979	L	71-92	A
1/2/1980	W	77-66	H
1/30/1980	L	81-83	A
1/7/1981	L	61-77	A
2/4/1981	L	81-86	H
1/6/1982	L	73-80	H
2/3/1982	L	70-78	A
1/3/1983	W	67-65	H
3/3/1983	L	53-66	A
1/1/1984	L	66-73	A
3/1/1984	W	74-68	H
1/19/1985	L	68-69	H
2/20/1985	L	55-64	A
1/18/1986	L	67-84	A
2/20/1986	L	68-74	H
1/31/1987	W	63-61	A
2/19/1987	W	66-65	H
1/6/1988	L	39-51	H
6/6/1988	L	79-94	A
3/11/1988	L	80-87	N#
1/18/1989	L	84-85	A
2/18/1989	W	108-74	H
1/16/1990	L	72-101	A
2/18/1990	L	108-121	H
1/2/1991	L	70-87	A
2/2/1991	W	63-59	H
2/15/1992	W	76-69	H
2/17/1993	W	87-66	A
3/13/1993	L	62-72	N#
1/15/1994	L	81-83	H
1/28/1995	W	66-58	A#
3/9/1995	W	85-61	N#
1/10/1996	L	68-71	H
1/15/1997	W	69-62	A
1/25/1998	W	60-58	H
1/23/1999	L	59-64	A
1/15/2000	W	65-62	H
3/10/2000	L	60-71	N#
1/10/2001	W	71-67	A
2/6/2002	W	68-63	H
3/7/2002	L	62-69	N#
1/12/2003	L	60-79	A
2/21/2004	W	74-54	H
3/5/2005	L	69-81	A
2/22/2006	L	66-77	H
3/10/2006	L	73-92	N#
1/24/2007	W	64-53	A
1/19/2008	W	92-76	H
3/4/2009	W	75-67	A
2/13/2010	W	77-69	H

2/26/2011	W	90-69	A
3/10/2011	W	62-50	N#
2/8/2012	W	76-61	H
2/6/2013	L	56-57	A
1/18/2014	L	58-81	A
3/6/2014	L	54-57	H
1/24/2015	L	75-79OT	H
1/2/2016	L	82-90	H
12/29/2017	W	96-89	A
1/20/2018	W	77-71	H
2/20/2018	L	78-88	A
3/9/2019	L	59-80	A
#SEC Tournament			
Louisiana Tech (1-1)			
3/15/1990	W	98-90 OT	H#
3/15/2002	L	68-83	A#
#National Invitation Tournament			
Louisville (7-9)			
1929-30	L	22-24	A
1930-31	W	32-23	A
1/5/1946	L	27-60	A
12/18/1962	W	95-72	H
12/21/1963	W	91-82	H
12/30/1964	W	80-47	H
12/1/1970	L	74-82	H
11/30/1972	W	66-57	A
12/1/1976	L	76-81 OT	H
12/3/1977	L	66-96	A
11/28/1982	L	70-80	N
11/30/1988	W	65-62	H
12/6/1989	L	75-101	A
12/9/1992	W	90-88	H
2/6/1994	L	62-78	A
12/2/2011	L	60-62 OT	A
Loyola (Chicago) (0-3)			
1926-27	L	7-31	A
1929-30	L	16-33	A
1935-36	L	22-25	A
Loyola (New Orleans) (0-1)			
12/29/1957	L	80-84	N#
#Sugar Bowl Tournament			
Loyola Marymount (1-0)			
11/25/2013	W	77-68	N#
#2013 Ezybonds Paradise Jam, St. Thomas, U.S. Virgin Islands			
Manhattan (2-0)			
12/28/1982	W	85-71	N#
12/20/2009	W	86-48	H
#Music City Classic			
Marist (0-1)			
11/23/2012	L	33-50	N#
#2012 Old Spice Classic, Orlando FL			
Marquette (3-4)			
1920-21	L	6-29	H
1925-26	L	16-19	A
1926-27	W	22-15	A
3/14/74	L	61-69	N#
12/29/2010	W	77-76	H
12/29/2012	W	74-57	A
1/11/2016	L	71-95	N^
#NCAA Mid-east Regionals			
^Veterans Classic presented by Northwest Mutual, Annapolis, MD			

Marshall (1-0)			
12/5/2013	W	69-67	H
Maryland (0-1)			
12/28/1957	L	56-71	N#
#Sugar Bowl Tournament			
Maryville (1-0)			
1919-20	W	22-10	A
Massachusetts (2-0)			
1/5/2008	W	97-88	H
1/3/2009	W	78-48	A
Memphis (8-6)			
1925-26	L	20-37	A
12/27/1963	W	85-79	H#
12/11/1971	W	83-82	H#
12/30/1972	L	71-74	H
12/11/1973	W	75-71	A
12/8/1979	W	87-72	A
12/23/1980	W	111-96	H
1/29/1992	L	70-72 OT	H
1/6/1993	L	78-84	A
12/7/1996	W	66-59	A
2/5/1997	W	69-62	H
11/21/1997	W	86-77	H
12/5/1998	L	56-65	A
3/23/2005	L	68-81	A^
#Vanderbilt Invitational			
^NIT			
Mercer (9-5)			
1910-11	W	26-25	A
1920-21	L	13-21	H
	W	20-9	A
1921-22	W	18-17	A
1922-23	L	29-32	A
	W	37-35	A
1923-24	W	23-11	A
1924-25	L	30-31	A
1925-26	W	22-18	A
1926-27	W	36-33	A
1927-28	L	31-38	A
1928-29	L	40-60	A
12/11/1976	W	35-33	H
12/21/2009	W	99-59	H
Miami (Ohio) (4-1)			
1931-32	W	28-22	A
1935-36	L	23-34	H
12/22/1964	W	74-68	H
12/5/1970	W	74-67	H
1/2/2012	W	69-62	H
Michigan (2-6)			
1920-21	L	7-21	H
12/2/1960	W	58-43	H
3/13/1964	L	85-87	N#
12/2/1975	L	63-90	A
12/6/1976	L	76-97	H
11/25/1988	L	66-91	N^
12/21/2002	L	66-70	A
12/6/2003	W	83-63	H
#NCAA Mid-east Regionals, Lexington, KY			
^Maui Classic			
Michigan State (1-0)			
12/29/1967	W	73-	

SERIES RESULTS

Middle Tenn. (30-7)

1913-14	W	53-5	A
1920-21	L	14-9	H
1924-25	L	28-31	A
	W	30-29	A
1925-26	W	51-19	A
	W	25-24	A
1926-27	W	59-19	H
	W	52-20	A
1927-28	W	35-29	A
1928-29	W	42-41	A
1929-30	L	31-45	A
	W	34-33	A
1930-31	W	42-20	A
1931-32	W	38-32	A
	L	35-40	A
1936-37	W	39-30	A
	W	39-12	H
2/20/1950	W	74-39	H
12/4/1950	W	58-45	H
12/4/1951	W	80-49	H
1/2/1954	W	86-65	H
12/11/1972	W	69-57	A
12/30/1974	W	81-68	H
12/29/1976	W	62-59	H
12/22/1982	W	64-53	H
12/3/1984	W	94-82	H
2/13/1993	W	81-51	H
2/1/1995	L	90-93	OT A
12/23/1995	W	70-56	H
11/24/2008	W	65-57	H
1/4/2010	W	73-53	H
12/21/2010	W	72-53	A
1/28/2012	W	84-77	H
12/21/2013	L	52-56	A
12/8/2016	L	48-71	A
12/6/2017	L	63-66	H
12/5/2018	W	79-51	H

Milligan (1-0)

1922-23	W	41-20	A
---------	---	-------	---

Minnesota (0-5)

12/1/1956	L	60-63	A
12/7/1957	L	85-89	H
12/6/1958	L	76-77	A
12/5/1959	L	59-72	H
12/3/2016	L	52-56	N#

#Sanford Pentagon, Sioux Falls, SD

Mississippi (76-46)

1924-25	W	19-18	A
1925-26	L	18-32	A
1926-27	W	33-32	H
	W	32-20	N
1928-29	L	46-48	A
1937-38	L	30-68	N
1940-41	W	80-47	H
1941-42	L	31-38	A
1942-43	L	44-49	A
	W	55-30	H
1/19/1946	W	39-31	A
2/8/1947	W	55-40	H
12/6/1947	L	42-53	A
12/18/1947	W	71-49	H
1/15/1949	W	62-49	A
2/7/1949	W	64-52	H
1/16/1950	W	44-37	A
2/16/1950	W	80-47	H
1/13/1951	W	70-63	A
2/4/1952	W	59-51	H
2/16/1953	L	65-79	A

1/18/1954	L	74-78	H
1/1/1955	W	94-69	H
1/17/1955	L	63-77	A
1/14/1956	W	88-73	H
12/8/1956	W	90-61	H
1/12/1957	L	66-68	A
1/11/1958	W	68-59	H
1/10/1959	W	79-74	OT A
1/9/1960	W	66-58	H
1/16/1961	L	72-74	A
1/15/1962	W	80-58	H
1/14/1963	W	79-72	H
1/13/1964	W	88-81	H
1/25/1965	W	84-70	A
1/10/1966	W	106-58	H
1/14/1967	W	78-70	2OT A
2/11/1967	W	72-67	H
1/13/1968	W	96-70	H
2/10/1968	W	90-72	A
1/13/1969	W	62-55	H
1/12/1969	L	67-75	A
12/3/1969	W	87-75	A
2/11/1970	L	80-83	H
12/22/1970	W	130-112	H
2/10/1971	L	88-94	A
1/26/1972	L	65-92	A
2/16/1972	W	89-83	H
12/13/1972	W	59-57	H
1/17/1973	W	59-49	A
1/26/1974	W	71-56	H
2/25/1974	W	84-68	A
1/25/1975	W	80-66	A
2/24/1975	W	86-80	H
1/29/1976	W	61-60	H
3/1/1976	L	72-81	A
1/22/1977	W	77-72	OT H
2/2/1977	L	66-75	H
1/14/1978	W	66-63	H
2/11/1978	L	57-61	A
1/6/1979	W	94-70	H
2/3/1979	W	66-58	A
1/16/1980	L	66-67	H
2/13/1980	L	78-89	A
1/21/1981	L	44-46	A
2/18/1981	W	52-50	H
3/6/1981	L	51-71	N#
1/20/1982	W	65-55	H
2/17/1982	L	48-51	A#
1/5/1983	L	62-77	H
3/5/1983	L	51-62	A
1/4/1984	W	76-55	A
3/3/1984	W	70-60	H
3/7/1984	W	77-57	N#
1/2/1985	W	63-61	H
2/2/1985	L	55-60	A
1/2/1986	W	81-70	A
2/1/1986	W	66-63	H
1/7/1987	W	66-59	H
2/9/1987	L	54-77	A
1/13/1988	W	60-57	A
2/13/1988	W	93-68	H
1/11/1989	W	72-65	OT A
2/11/1989	W	71-69	H
1/10/1990	W	86-79	H
2/10/1990	L	67-68	A
3/10/1990	L	62-65	N#
1/23/1991	W	89-52	H
2/23/1991	L	58-74	A
2/1/1992	L	72-84	A
2/10/1993	W	89-59	H
2/23/1994	L	72-77	OT A
1/25/1995	W	82-75	H

2/10/1996	L	55-78	A
1/18/1997	L	62-64	N
3/7/1997	W	67-64	H#
2/11/1998	L	87-76	A
1/2/1999	W	79-64	H
2/26/2000	L	67-75	A
1/6/2001	L	68-81	H
1/30/2002	L	61-73	A
2/1/2003	W	76-68	H
2/25/2004	W	77-65	A
3/11/2004	W	70-50	N#
1/29/2005	W	73-51	H
3/1/2006	W	77-62	A
1/27/2007	W	85-80	H
1/30/2008	L	58-74	A
2/7/2009	W	71-61	H
2/18/2010	W	82-78	A
1/19/2011	W	84-74	H
2/16/2012	W	102-76	A
3/10/2012	W	65-53	N#
1/15/2013	L	79-89	OT H
3/16/2013	L	52-64	N#
1/22/2014	L	52-63	H
3/8/2014	L	62-65	A
3/7/2015	W	86-77	A
2/6/2016	L	78-85	A
1/24/2017	L	74-81	H
3/3/2018	W	82-69	A
1/5/2019	L	71-81	H

Miss. State (79-50)

1921-22	W	22-18	H
1922-23	W	34-27	H
1923-24	W	24-23	A
1924-25	L	20-29	A
1925-26	L	27-36	A
	W	21-20	H
1926-27	W	35-34	A
1927-28	L	38-44	A
1928-29	L	32-47	A
1932-33	L	36-48	N
1938-39	W	73-40	N
1939-40	W	46-36	N
1941-42	W	41-38	A
1942-43	L	40-45	A
	W	45-35	H
2/3/1947	W	64-44	H
12/5/1947	L	46-51	A
1/10/1948	W	51-48	H
1/17/1949	W	35-29	A
2/14/1949	W	90-45	H
1/14/1950	W	62-50	A
2/13/1950	W	85-50	H
1/15/1951	W	63-60	A
2/9/1952	W	86-61	A
2/14/1953	L	75-82	A
1/16/1954	W	79-69	H
1/15/1955	W	72-52	A
1/28/1956	W	69-49	H
1/14/1957	L	62-63	A
1/13/1958	W	74-62	H
1/12/1959	L	65-83	A
1/11/1960	W	79-72	H
1/14/1961	L	65-74	A
1/13/1962	W	100-86	H
1/12/1963	L	55-58	H
1/11/1964	W	90-56	H
1/9/1965	W	94-70	A
3/5/1966	L	90-92	H
1/28/1967	W	79-64	H
2/27/1967	L	71-74	A
1/27/1968	W	90-69	A

2/26/1968	W	84-73	H
12/14/1968	W	108-87	H
3/8/1969	W	120-83	A
12/13/1969	W	93-79	A
3/7/1970	W	78-72	H
12/12/1970	W	86-73	H
3/6/1971	L	73-81	A
1/1/1972	L	69-76	A
3/9/1972	W	104-82	H
1/20/1973	W	75-69	H
3/10/1973	W	74-70	A
1/7/1974	W	75-69	H
2/9/1974	W	60-59	A
1/6/1975	W	96-85	A
2/8/1975	W	76-72	H
1/5/1976	W	71-66	A
3/6/1976	W	76-75	H
1/29/1977	L	77-102	A
2/26/1977	W	68-66	H
1/23/1978	L	73-79	A
2/20/1978	L	48-55	H
1/13/1979	L	68-74	A
2/10/1979	W	70-68	OT H
12/6/1979	L	106-110	H
1/26/1980	W	92-74	H
1/3/1981	W	79-61	H
1/31/1981	L	68-69	A
3/4/1981	W	71-58	N#
1/2/1982	W	66-53	A
1/30/1982	L	31-33	H
1/8/1983	L	48-64	A
2/5/1983	W	63-60	H
3/11/1983	L	61-76	N#
1/7/1984	W	67-54	H
2/2/1984	W	57-54	A
1/26/1985	L	70-71	H
2/27/1985	W	81-71	A
1/25/1986	L	60-64	A
2/26/1986	W	77-65	H
3/5/1986	L	54-62	N#
1/28/1987	W	76-57	A
2/28/1987	W	66-58	H
2/3/1988	W	82-66	H
3/5/1988	L	68-73	A
1/28/1989	W	80-71	A
3/1/1989	W	77-58	H
1/27/1990	W	81-68	H
2/28/1990	L	68-83	A
1/12/1991	L	62-85	A
2/6/1991	W	91-70	H
12/19/1991	L	71-74	H
3/13/1992	W	77-55	N#
2/27/1993	W	80-39	A
2/16/1994	W	84-67	H
2/22/1995	L	48-76	A
2/28/1996	W	69-64	H
1/25/1997	L	53-60	A
3/6/1997	W	73-67	N#
1/17/1998	W	77-73	H
2/10/1999	L	62-67	A
3/4/1999	L	58-76	N#
2/9/2000	W	65-64	H
3/9/2000	W	76-53	N
2/21/2001	L	63-80	A
2/20/2002	L	43-66	H
2/5/2003	L	60-82	A
2/28/2004	L	69-72	H
3/12/2004	W	74-70	OT N#
2/12/2005	L	54-60	A
1/21/2006	W	80-52	H
2/21/2007	L	70-83	A
3/5/2008	W	86-85	OT H

1/17/2009	L	66-73	A
2/3/2010	W	75-72	H
3/13/2010	L	52-62	N#
1/27/2011	W	81-74	A
3/11/2011	W	87-81	N#
1/21/2012	L	77-78	OT H
2/23/2013	W	72-31	A
2/1/2014	W	55-49	H
3/12/2014	L	68-82	N#
1/17/2015	L	54-57	A
3/4/2015	W	66-56	H
2/16/2016	L	74-75	A
2/25/2017	W	77-48	H
1/16/2018	L	62-80	A
2/15/2018	W	81-80	H
1/19/2019	L	55-71	H

#SEC Tournament

Miss. Valley St. (1-0)

SERIES RESULTS

Nebraska (5-2)

12/21/1955	W	66-48	A
12/22/1956	W	78-54	H
12/7/1973	W	82-58	H#
12/23/1974	L	66-81	A
12/22/1975	L	57-68	H
12/30/1997	W	80-69	N
11/18/2010	W	59-49	N

#Vanderbilt Invitational

New Hampshire (1-0)

12/29/1991	W	100-67	H#
------------	---	--------	----

#Music City Invitational

New Mexico (3-0)

12/19/1956	W	81-59	H
12/21/1960	W	66-59	A
11/30/1986	W	87-71	N#

#Hawaiian Airlines Silversword Invitational Tournament, Wailuku, HI

New Mexico St. (3-0)

12/29/1955	W	64-40	H
12/23/1957	W	73-59	A
12/28/1997	W	79-72	N#

#Rainbow Classic

New Orleans (3-0)

3/21/1990	W	88-65	H#
3/21/1994	W	78-59	H#
12/20/2005	W	78-72	H

#NIT

New York Univ. (1-1)

12/1/1949	W	65-59	OT A
12/23/1950	L	56-87	A

Nicholls State (3-0)

12/15/1996	W	85-37	H
12/16/2006	W	76-40	H
11/10/2012	W	80-65	W

Norfolk State (2-0)

11/25/2014	W	63-53	H#
11/18/2016	W	75-52	H^

#Barclays Center Classic, Nashville, TN
^Continental Tire Las Vegas Invitational**North Alabama (2-0)**

12/20/1980	W	111-79	H
12/14/1981	W	116-88	H

North Carolina (4-6)

1923-24	L	20-37	N
1930-31	L	21-23	A
12/14/1964	L	78-84	A
12/11/1965	W	81-72	H
12/9/1967	W	89-76	H
12/9/1968	L	78-100	A
12/5/1987	W	78-76	H
12/7/1988	L	77-89	A
11/20/1995	L	63-71	N#
11/21/2010	W	72-65	N^

#Maui Invitational, Lahaina, Maui
^2010 Hondo Puerto Rico Tip-Off, San Juan, Puerto Rico**N.C. A&T (2-0)**

12/18/1992	W	87-51	N#
12/17/1995	W	96-81	H

#Acme Boot Classic

UNC-Asheville (5-0)

11/26/1990	W	103-66	H
12/11/1994	W	82-44	H
12/7/1995	W	80-66	H
11/17/2017	W	79-76	H
12/31/2018	W	90-59	H

UNC-Charlotte (0-1)

12/20/1975	L	61-78	H
------------	---	-------	---

UNC Greensboro (2-0)

12/18/1997	W	83-65	H
11/22/2005	W	85-53	H

N.C. State (3-2)

12/30/1968	W	65-59	A
12/22/1969	L	70-76	H
3/13/2004	W	75-73	N#
11/19/2011	W	86-79	N^
12/1/2018	L	65-80	N

#NCAA Tournament, Orlando, FL
^2011 TicketCity Legends Classic, East Rutherford, NJ**UNC-Wilmington (1-0)**

12/5/1991	W	90-71	H
-----------	---	-------	---

Northeastern (1-0)

1/4/2014	W	79-49	H
----------	---	-------	---

Northwestern (4-2)

12/23/1965	W	59-58	A
12/21/1966	W	116-92	H
12/30/1989	W	81-80	H#
12/2/1991	L	81-83	A
12/3/1992	W	86-66	H
3/16/2017	L	66-68	N^

#Music City Invitational
^NCAA Tournament First Round, Salt Lake City, Utah**Notre Dame (4-5)**

3/16/1974	L	88-118	N#
2/6/1987	W	60-56	H
2/27/1988	W	75-66	A
3/17/1989	L	65-81	N^
11/21/1998	W	68-63	H
12/4/1999	W	87-85	A
12/2/2000	L	74-77	H
12/30/2002	L	63-76	A
3/15/2006	L	69-79	A^

#NCAA Midwest Regionals
^NCAA Tournament
*NIT**Ohio (1-0)**

2/27/1987	W	93-77	H
-----------	---	-------	---

Ohio State (4-3)

1922-23	L	20-27	A
1931-32	W	28-27	A
1932-33	L	26-45	A
12/5/1955	W	76-67	A
11/27/1988	L	82-97	N#
11/29/1997	W	64-54	A
11/28/1998	W	92-86	OT H

#Maui Classic

Oklahoma (2-1)

12/10/1955	W	78-69	H
3/16/1994	W	77-67	A^
1/26/2019	L	55-86	A

^NIT

Oklahoma State (1-1)

12/27/1949	L	61-62	N#
12/19/1964	W	60-58	H

#All College Tournament, OKC, OK

Oregon (5-3)

12/23/1967	W	70-59	H
11/28/1992	W	83-81	N
12/22/1997	W	69-58	H
12/22/1998	L	70-90	A
12/4/2004	L	65-75	N
11/30/2005	W	76-75	H
11/11/2011	W	78-64	H
11/16/2012	L	48-74	A

Oregon State (1-0)

11/21/2011	W	64-62	N#
------------	---	-------	----

#2011 TicketCity Legends Classic, East Rutherford, NJ

Pennsylvania (3-1)

12/15/1962	L	70-74	A
12/14/1985	W	89-76	H
12/13/1986	W	71-70	A
12/22/2014	W	79-50	H

Penn State (2-1)

3/26/1990	W	75-62	N#
11/26/1993	W	83-60	H
12/3/1994	L	73-95	A

#NIT Final Four

Pittsburg (Kan.) (0-1)

1923-24	L	32-33	A
---------	---	-------	---

Pittsburgh (1-1)

1935-36	L	32-57	A
3/20/1988	W	80-74	OT N#

#NCAA Tournament, Lincoln, NE

Portland (2-0)

12/16/1966	W	98-63	H#
12/27/1969	W	124-73	H

#Vanderbilt Invitational

Presbyterian (1-0)

11/12/2010	W	88-47	H
------------	---	-------	---

Princeton (4-0)

12/29/1959	W	72-54	H
12/15/1984	W	68-47	H
12/21/1985	W	49-44	A
12/3/1993	W	61-43	N#

#Carrier Classic

Providence (1-1)

11/9/1998	W	72-66	N#
11/22/2013	L	60-67	N^

#CoSIDA Classic
^2013 ezybonds Paradise Jam, St. Thomas, U.S. Virgin Islands**PR-Mayaguez (1-0)**

12/19/2006	W	102-59	N#
------------	---	--------	----

#San Juan Shootout, San Juan, PR

Purdue (2-2)

1929-30	L	22-43	A
12/30/1965	W	94-72	H#
12/13/2014	W	81-71	H
12/22/2015	L	55-68	A

#Vanderbilt Invitational

Radford (1-0)

11/28/2017	W	74-62	H
------------	---	-------	---

Rhode Island (0-2)

3/19/1992	L	63-68	H#
11/10/1998	L	69-82	N^

#NIT
^CoSIDA Classic**Rice (15-3)**

12/20/1951	W	65-56	H
12/21/1953	L	60-79	H
12/10/1959	W	82-72	A
12/17/1960	W	70-44	H
12/19/1961	L	64-71	A
12/4/1962	W	80-68	H
12/2/1963	W	82-68	A
12/3/1964	W	78-49	H
12/20/1968	W	85-77	H#
12/30/1971	W	105-87	H
12/1/1973	W	89-80	N
12/10/1977	W	87-69	A
12/23/1978	W	88-59	H
11/30/1979	W	94-75	H
12/29/1990	W	75-68	H^
12/9/1995	L	77-78	H
1/2/2007	W	74-69	A
1/3/2008	W	76-58	H

#Vanderbilt Invitational

^Music City Invitational

Richmond (2-1)

1977-78	W	101-68	H
1978-79	W	70-59	A
2010-11	L	66-69	N

Rutgers (0-1)

2014-15	L	65-68	N
---------	---	-------	---

Saint Francis (1-0)

12/31/2008	W	84-55	H
------------	---	-------	---

Saint Louis (6-4)

1925-26	L	22-35	A
1926-27	W	40-21	A
1929-30	L	16-46	A
12/20/1969	W	76-66	H#
12/7/1982	W	88-67	H
3/28/1990	W	74-72	N^
12/31/1996	W	81-61	H
12/3/1997	L	74-78	A
12/30/2013	L	49-57	H
12/31/2014	W	70-55	A

#Vanderbilt Invitational

^NIT Final Four

Saint Mary's (3-0)

11/20/2009	W	72-70	A
1/22/2011	W	89-70	H
12/31/2014	W	75-64	A

Samford (4-0)

12/13/1973	W	69-65	OT H
12/23/1981	W	98-63	H
12/23/1981	W	100-76	H
11/26/1994	W	75-51	H

San Francisco St. (1-0)

11/27/1978	W	82-52	H
------------	---	-------	---

Santa Clara (1-0)

11/25/2016	W	76-66	N#
------------	---	-------	----

Continental Tire Las Vegas Invitational

Savannah State (1-0)

11/27/2018	W	120-85	H
------------	---	--------	---

Seton Hall (1-1)

12/22/1967	W	85-67	H#
11/24/2017	L	59-72	N^

#Vanderbilt Invitational

^NIT Preseason Tip-Off, Brooklyn, NY

Sewanee (46-4)

1908-09	W	28-19	H
1909-10	W	61-10	H
1910-11	W	54-5	H
1912-13	W	41-13	H
1926-27	W	53-18	H
	W	31-18	A
1927-28	W	33-26	A
1928-29	W	45-31	A
	W	29-23	A
1929-30	L	15-36	A
	L	35-40	A
1930-31	W	35-17	A
	W	52-32	A
1931-32	W	30-22	A
	W	32-21	H
1932-33	W	25-19	H
	W	41-25	A
1933-34	W	60-28	A

SERIES RESULTS

12/4/1961 W 76-43 H

Siena (0-1)

3/21/2008 L 83-62 N#
#NCAA Tournament, Tampa, FL

South Alabama (1-0)

11/29/2007 W 91-88 2OT H

South Carolina (30-28)

1926-27 W 31-25 N
1932-33 W 31-29 A
12/19/1959 W 85-73 H
12/28/1963 W 106-78 H
1/24/1983 L 71-85 A
1/23/1984 W 69-63 H
12/28/1986 L 91-96 OT N#
1/11/1992 W 79-75 H
3/4/1992 L 68-77 A
2/3/1993 W 76-72 H
3/6/1993 W 77-73 A
1/8/1994 W 97-83 H
2/12/1994 W 96-91 A
2/4/1995 L 74-76 H
2/18/1995 W 91-83 OT A
1/17/1996 L 83-87 OT A
2/17/1996 W 107-97 H
3/18/1996 L 70-80 N^
1/29/1997 L 64-65 H
2/26/1997 L 53-74 A
1/7/1998 L 70-71 A
2/3/1998 L 61-65 H
1/20/1999 W 77-66 H
1/30/1999 L 57-69 A
1/26/2000 L 71-72 H
3/4/2000 W 61-60 A
1/17/2001 L 65-70 H
2/10/2001 L 49-57 A
1/19/2002 L 43-66 H
2/16/2002 W 60-51 A
2/8/2003 L 72-84 H
3/1/2003 L 64-76 A
1/28/2004 L 55-57 H
2/14/2004 L 75-82 A
1/26/2005 L 63-68 A
3/2/2005 W 76-65 H
1/18/2006 L 64-66 OT H
2/25/2006 W 57-56 A
2/14/2007 W 78-68 H
2/28/2007 W 99-90 OT A
1/9/2008 W 80-73 H
2/9/2008 W 66-65 A
1/28/2009 L 76-86 A
2/28/2009 W 96-83 H
1/16/2010 W 89-79 A
3/6/2010 L 73-77 H
1/8/2011 L 75-83 OT A
2/5/2011 W 78-60 H
1/10/2012 W 67-57 A
2/22/2012 W 59-48 H
1/19/2013 W 58-51 A
3/9/2013 W 74-64 H
2/13/2014 L 59-65 A
2/7/2015 W 65-50 H
1/9/2016 L 65-69 A
2/18/2017 W 71-62 H
1/6/2018 L 60-71 A
1/16/2019 L 71-74 H

%Sugar Bowl, New Orleans

^National Invitation Tournament

So. Carolina St. (1-0)

11/17/2000 W 65-60 H

South Dakota St. (1-0)

3/20/2015 W 92-77 H#
#NIT Second Round, Nashville, TN

South Florida (2-1)

12/28/1983 W 58-44 H#
11/29/1985 L 65-66 N^
12/16/2008 W 71-52 N#
#Music City Invitational
^Clemson IPTAY Tournament
%SEC/Big East Invitational

SE Missouri St. (1-0)

12/5/2001 W 76-71 H

Southeastern La. (2-0)

11/22/2002 W 80-58 H
12/18/2010 W 85-52 H

Southern Cal. (2-5)

12/29/1965 L 72-74 H#
12/23/1968 W 85-75 H
12/6/1969 L 89-108 A
12/20/1974 L 93-98 A^
12/5/1975 L 72-77 H#
11/19/2017 L 89-93 OT H
11/11/2019 W 82-78 A
#Vanderbilt Invitational
^Trojan Invitational

Southern Illinois (1-1)

12/7/1974 W 79-72 H
11/26/2004 L 53-67 N#
#Las Vegas Invitational

Southern (Ky.) (1-0)

1907-08 W 28-15 A

SMU (14-6)

12/12/1953 W 72-65 H
12/14/1957 L 58-72 A
12/13/1958 L 72-80 A
12/12/1959 L 67-86 A
12/10/1960 W 76-64 H
12/21/1961 L 73-91 A
12/8/1962 W 69-62 H
12/3/1963 W 79-60 A
12/5/1964 W 99-67 H
12/3/1966 W 89-76 H
12/2/1967 W 88-84 OT A
12/2/1968 W 97-94 H
12/8/1969 W 104-99 H
12/2/1971 L 79-81 A
12/11/1978 L 64-68 A
12/29/1979 W 88-77 H
11/27/1989 W 65-60 A
12/22/1990 W 68-65 H
11/30/1991 W 67-55 A
12/12/1992 W 95-86 H

Southern Miss. (1-1)

3/21/1987 L 88-95 H#
1/2/2010 W 82-46 H
#NIT

Southwestern (7-0)

1944-45 W 59-40 A
W 66-48 H
1/18/1946 W 38-20 A

1/18/1947 W 64-39 H
1/3/1948 W 64-40 A
2/28/1948 W 61-47 H
12/16/1957 W 98-48 H

St. Bonaventure (1-0)

3/11/1998 W 73-61 H#
NIT

St. John's (N.Y.) (2-5)

12/22/1952 L 54-69 A
12/19/1970 L 81-85 H#
12/4/1971 L 81-98 A
12/2/1974 W 73-53 H
12/4/1976 L 53-63 A
11/19/1977 L 54-59 H
11/23/2015 W 92-55 N^
#Vanderbilt Invitational
^Maui Jim Maui Invitational

St. Joseph's (1-0)

11/19/2000 W 78-76 H

Stanford (0-3)

12/29/1954 L 64-72 H#
12/30/1988 L 68-89 H#
3/24/2015 L 75-78 A#
#Birmingham, AL
^Music City Invitational
%NIT Quarterfinals

Stetson (1-0)

12/20/1999 W 94-62 H

Stony Brook (1-0)

11/19/2015 W 79-72 OT H

SW Presbyterian (6-1)

1906-07 W 27-15 H
1907-08 L 10-20 A
1908-09 W 56-19 H
1914-15 W 85-20 H
1917-18 W 79-16 A
1920-21 W 40-27 H
1921-22 W 36-24 H

Syracuse (1-1)

12/28/1965 W 113-98 H#
12/4/1993 L 62-78 N^
#Vanderbilt Invitational
^Carrier Classic

Temple (1-2)

12/2/1949 L 35-55 A
12/12/1949 W 49-45 N#
3/26/1993 L 59-67 N^
#Owensboro, JY
^NCAA Regionals

Tennessee (75-122)

1921-22 L 5-20 A
L 15-16 A
1922-23 W 28-25 A
1923-24 L 23-36 A
1924-25 W 27-18 A
1925-26 L 32-38 A
1926-27 W 35-25 H
1927-28 W 28-26 A
1928-29 L 22-26 A
1929-30 L 21-23 A
L 33-38 A
1930-31 W 41-40 A

L 34-37 A
1931-32 L 25-27 A
L 22-27 A
1932-33 W 37-32 H
L 27-35 A
1933-34 W 31-26 H
L 34-45 A
1934-35 L 29-39 H
L 37-39 A

1935-36 W 33-30 H
L 33-34 A
1936-37 L 30-50 H
L 28-34 A
1937-38 L 30-37 H
L 26-38 A
1938-39 L 31-33 A
W 56-38 H
L 36-39 N
L 23-29 A
1939-40 L 31-34 H
L 36-37 H
L 25-46 A
1941-42 L 33-34 H
L 26-39 A
1942-43 W 30-27 H
L 22-44 A
L 31-41 N

2/18/1946 L 33-55 H
2/25/1946 L 32-42 A
2/28/1946 L 32-46 N#
2/17/1947 L 47-54 H
2/22/1947 L 21-56 A
2/16/1948 L 48-63 H
2/21/1948 L 53-72 A
1/10/1949 L 51-53 H
1/29/1949 L 64-67 A
1/7/1950 W 67-52 A
1/28/1950 W 50-44 H
3/3/1950 L 44-50 N#
1/23/1951 W 58-57 H
2/5/1951 L 59-61 A
3/1/1951 W 88-52 N#
1/5/1952 W 80-60 H
1/22/1952 L 50-68 A
12/30/1952 W 77-69 H
1/24/1953 L 79-83 A
2/28/1953 W 85-64 H
1/9/1954 L 53-62 A
3/6/1954 L 76-80 H

1/8/1955 W 73-69 A
2/19/1955 W 76-71 H
1/7/1956 W 84-57 A
2/18/1956 W 96-68 H
1/5/1957 W 71-68 A
2/16/1957 W 69-62 H
1/4/1958 L 55-67 A
2/15/1958 W 83-70 H
1/3/1959 L 60-65 A
2/14/1959 W 76-60 H
1/2/1960 L 60-72 A
2/13/1960 W 63-53 H
1/7/1961 W 68-66 A
2/18/1961 W 76-60 H
1/6/1962 L 83-85 A
2/17/1962 W 97-76 H
1/5/1963 W 68-50 A
2/16/1963 W 74-72 H
1/4/1964 L 55-57 A
2/15/1964 L 62-64 H
1/2/1965 W 77-72 H
2/13/1965 L 66-79 A
12/7/1966 W 53-50 A

1932-33 W 37-32 H
L 27-35 A
1933-34 W 31-26 H
L 34-45 A
1934-35 L 29-39 H
L 37-39 A
1935-36 W 33-30 H
L 33-34 A
1936-37 L 30-50 H
L 28-34 A
1937-38 L 30-37 H
L 26-38 A
1938-39 L 31-33 A
W 56-38 H
L 36-39 N
L 23-29 A
1939-40 L 31-34 H
L 36-37 H
L 25-46 A
1941-42 L 33-34 H
L 26-39 A
1942-43 W 30-27 H
L 22-44 A
L 31-41 N

2/18/1946 L 33-55 H
2/25/1946 L 32-42 A
2/28/1946 L 32-46 N#
2/17/1947 L 47-54 H
2/22/1947 L 21-56 A
2/16/1948 L 48-63 H
2/21/1948 L 53-72 A
1/10/1949 L 51-53 H
1/29/1949 L 64-67 A
1/7/1950 W 67-52 A
1/28/1950 W 50-44 H
3/3/1950 L 44-50 N#
1/23/1951 W 58-57 H
2/5/1951 L 59-61 A
3/1/1951 W 88-52 N#
1/5/1952 W 80-60 H
1/22/1952 L 50-68 A
12/30/1952 W 77-69 H
1/24/1953 L 79-83 A
2/28/1953 W 85-64 H
1/9/1954 L 53-62 A
3/6/1954 L 76-80 H
1/8/1955 W 73-69 A
2/19/1955 W 76-71 H
1/7/1956 W 84-57 A
2/18/1956 W 96-68 H
1/5/1957 W 71-68 A
2/16/1957 W 69-62 H
1/4/1958 L 55-67 A
2/15/1958 W 83-70 H
1/3/1959 L 60-65 A
2/14/1959 W 76-60 H
1/2/1960 L 60-72 A
2/13/1960 W 63-53 H
1/7/1961 W 68-66 A
2/18/1961 W 76-60 H
1/6/1962 L 83-85 A
2/17/1962 W 97-76 H
1/5/1963 W 68-50 A
2/16/1963 W 74-72 H
1/4/1964 L 55-57 A
2/15/1964 L 62-64 H
1/2/1965 W 77-72 H
2/13/1965 L 66-79 A
12/7/1966 W 53-50 A

1/12/1966 W 53-52 H
1/9/1967 W 65-59 H
2/18/1967 L 53-70 A
1/8/1968 L 62-64 A
2/17/1968 W 75-63 H
2/3/1969 L 61-65 A
3/3/1969 L 60-70 H
2/2/1970 L 72-77 H
3/2/1970 L 76-83 A
2/1/1971 W 65-60 A
3/1/1971 L 69-79 H
2/7/1972 L 75-81 H
3/6/1972 L 74-87 A
2/5/1973 L 62-72 A
3/3/1973 W 86-74 H
1/21/1974 W 82-65 A
2/23/1974 L 53-59 H
1/20/1975 L 61-65 H
2/22/1975 L 71-75 A
1/12/1976 W 77-66 H
2/9/1976 L 59-73 A
1/3/1977 L 69-73 H
3/7/1977 L 55-65 A
1/30/1978 W 56-55 H
2/27/1978 L 46-59 A
1/22/1979 L 70-71 H
2/19/1979 L 78-83 A
1/12/1980 L 63-71 A
2/9/1980 L 48-51 H
1/17/1981 L 66-72 H
2/14/1981 L 72-79 A
1/16/1982 L 69-71 OT A
2/13/1982 L 55-59 H
3/4/1982 L 54-57 N#
1/29/1983 W 61-60 A
2/24/1983 W 69-68 H
1/28/1984 L 69-76 H
2/25/1984 L 61-67 A
1/16/1985 L 79-87 A
2/16/1985 W 85-82 H
3/6/1985 L 51-71 N#
1/15/1986 W 60-59 H
2/15/1986 W 66-62 A
1/3/1987 L 72-81 H
2/4/1987 L 69-79 OT A
3/5/1987 L 57-75 N
1/9/1988 L 72-80 H
2/10/1988 W 90-62 H
2/1/1989 W 68-56 H
3/4/1989 L 61-78 A
1/31/1990 L 72-73 A
3/3/1990 W 98-74 H
3/19/1990 W 89-85 H^
1/8/1991 W 108-68 H
2/9/1991 L 73-85 A
1/4/1992 L 75-91 A
2/22/1992 W 89-84 H
1/27/1993 W 82-65 A
2/2/1993 W 90-82 OT H
1/26/1994 W 85-73 H
3/1/1994 W 84-67 A
1/15/1995 L 63-67 H
3/1/1995 L 58-62 A
1/6/1996 W 65-55 H
2/24/1996 L 79-94 A
1/11/1997 L 65-75 A
2/12/1996 W 66-53 H
1/10/1998 W 80-79 H
2/21/1998 L 90-76 H
1/27/1999 L 67-78 H
2/13/1999 L 62-63 A

SERIES RESULTS

1/12/2000	W	76-73	A
2/19/2000	W	85-72	H
2/3/2001	L	50-72	A
2/24/2001	L	70-78	H
2/2/2002	L	65-67	H
2/23/2002	W	67-62	A
1/18/2003	L	66-71	A
3/8/2003	L	65-70	H
1/14/2004	L	66-76	A
3/3/2004	W	61-58	H
1/8/2005	W	88-63	A
2/2/2005	W	67-62	H
2/1/2006	L	62-69	A
3/4/2006	L	59-68	H
1/10/2007	W	82-81	H
2/10/2007	L	57-84	A
1/17/2008	L	60-80	A
2/26/2008	W	72-69	H
1/20/2009	L	63-76	H
2/14/2009	L	50-69	A
1/27/2010	W	85-76	A
2/9/2010	W	90-71	H
1/15/2011	L	64-67	A
2/22/2011	L	51-60	H
1/24/2012	W	65-47	H
3/3/2012	L	61-68	A
1/29/2013	L	57-58	A
2/13/2013	L	46-58	H
2/5/2014	W	64-60	H
3/1/2014	L	38-76	A
2/11/2015	L	73-76 OT	H
2/26/2015	W	73-65	A
3/12/2015	L	61-67	N#
1/20/2016	W	88-74	A
3/1/2016	W	86-69	H
3/10/2016	L	65-67	N#
1/14/2017	L	75-87	H
2/22/2017	W	67-56	A
1/9/2018	L	84-92	H
1/23/2018	L	62-67	A
1/23/2019	L	83-88	H
2/19/2019	L	46-58	A
#SEC Tournament			
^National Invitation Tournament			
Chattanooga (14-3)			
1908-09	W	32-17	A
	W	52-23	H
1921-22	W	20-13	A
	L	24-29	A
1922-23	W	28-27	A
1923-24	W	34-22	A
1931-32	L	26-28	A
1936-37	W	34-28	H
	L	29-30	A
1937-38	W	44-30	A
1938-39	W	61-24	A
12/6/1948	W	66-51	A
12/6/1949	W	75-40	H
12/30/1960	W	92-78	H
12/3/1986	W	93-64	H
11/25/2001	W	69-57	N#
12/17/2016	W	76-74	H
#Hawaii Pacific Thanksgiving			
Tenn.-Martin (5-0)			
12/1/1993	W	102-66	H
11/26/1997	W	87-57	H
11/27/1999	W	87-64	H
11/29/2003	W	94-60	H
12/29/2007	W	92-85	H

Tenn. State (10-0)			
12/8/1973	W	67-66	H#
12/12/1995	W	93-74	H
11/24/1997	W	94-64	H
12/10/2003	W	85-64	H
11/21/2004	W	87-65	H
12/22/2007	W	83-74	H
12/19/2009	W	84-71	H
11/24/2014	W	78-46	H
11/29/2016	W	83-59	H
12/29/2018	W	95-76	H
#Vanderbilt Invitational			
Tennessee Tech (14-5)			
1929-30	L	37-42	A
1937-38	W	34-31	H
	L	16-21	A
1939-40	W	37-35	H
1943-44	W	59-42	H
	W	56-32	A
1944-45	L	44-50	A
	L	40-54	A
12/23/1976	W	106-71	H
11/26/1977	L	71-72	A
12/7/1978	W	99-78	H
12/29/1980	W	97-64	H#
12/19/1986	W	89-65	H#
11/25/1991	W	96-89	H
11/30/1994	W	90-56	H
12/21/1996	W	82-61	H
12/13/2003	W	98-79	H
12/20/2006	W	75-62	N^
12/20/2008	W	83-63	H
#Music City Invitational			
^San Juan Shootout			
Texas (4-4)			
12/27/1950	L	49-55	N#
12/29/1951	L	49-65	N^
12/20/1952	W	84-66	H
1/25/2014	W	94-67	N#
12/17/1956	W	94-67	H
1/21/1989	W	94-79	H
12/2/2013	L	64-70	A@
1/30/2016	L	58-72	A@
#All-College Tournament, OKC, OK			
^SWC Tournament, Dallas, TX			
%Birmingham, AL			
@Big XII/SEC Challenge			
Texas A&M (8-5)			
12/3/1955	W	79-69	H
2/16/2013	W	63-56	H
1/25/2014	W	66-55	A
2/15/2014	W	57-54 OT	H
1/31/2015	L	58-69	A
2/4/2016	W	77-60	H
3/5/2016	L	67-76	A
1/31/2017	W	68-54	A
2/16/2017	W	72-67	H
3/9/2017	W	66-41	N#
2/24/2018	L	81-89	H
3/2/2019	L	57-64	A
3/13/2019	L	52-69	N
#SEC Tournament			
TCU (5-1)			
12/28/1951	L	49-51	N#
12/11/1954	W	71-50	H
12/18/1963	W	113-56	H
1/3/2004	W	95-60	A
12/18/2004	W	78-55	H

1/27/2018	W	81-78	H#
#SWC Tournament, Dallas, TX			
#SEC/Big XII Challenge			
UTEP (1-0)			
11/25/2012	W	73-49	N#
2012 Old Spice Classic, Orlando, FL			
UTPA (1-0)			
2/7/2005	W	90-54	H
Texas Tech (6-2)			
12/17/1951	W	55-49	H
12/5/1953	W	75-71	H
12/19/1960	W	80-78	A
12/9/1961	L	64-71	H
12/29/1964	W	83-73	H
12/3/1973	W	84-82	A
12/9/1974	W	95-86	H
12/20/1979	L	86-89 OT	H
Texas Wesleyan (1-0)			
12/4/1979	W	110-85	H
Toledo (4-0)			
12/30/1970	W	92-76	N#
11/19/2004	W	73-57	H
12/2/2006	W	98-93 OT	H
11/13/2007	W	77-70	A
#Sugar Bowl			
Transylvania (1-0)			
1917-18	W	21-12	A
Trevecca (1-0)			
11/16/2014	W	83-56	H
Tulane (23-11)			
1920-21	W	32-13	H
1924-25	L	25-32	A
1925-26	L	20-21	A
1932-33	W	35-21	H
	W	39-22	H
	W	28-25	N
1933-34	L	15-19	A
	W	23-21	A
1934-35	W	50-34	H
1935-36	W	44-31	H
1/2/1948	L	56-64	N
1/16/1948	L	44-63	A
3/5/1948	L	53-67	N#
2/21/1949	W	56-54	H
2/15/1951	L	55-90	A
2/11/1952	W	84-63	H
1/3/1953	L	53-76	A
2/13/1954	L	63-71	H
2/12/1955	L	58-62	A
2/13/1956	W	74-67	H
2/11/1957	W	71-53	A
2/10/1958	W	80-65	H
2/9/1959	W	64-62 OT	A
2/8/1960	W	68-64 OT	H
2/11/1961	W	63-60	A
2/10/1962	W	77-65	H
2/9/1963	W	80-69	A
2/7/1964	W	96-64	H
2/6/1965	W	85-67	A
3/6/1965	W	85-62	H
1/4/1966	W	91-69	H
2/28/1966	W	97-72	A
12/10/2001	L	77-87	A
12/7/2002	W	66-46	H

#SEC Tournament			
Tulsa (1-0)			
12/29/1950	W	56-49	N#
#All-College Tournament, OKC, OK			
Union (2-0)			
1911-12	W	95-24	A
1913-14	W	54-20	A
Utah State (2-0)			
3/18/1988	W	80-77	N#
11/23/2007	W	77-56	N^
#NCAA Tournament, Lincoln, NE			
^South Padre Invitational, TX			
Valparaiso (2-0)			
11/20/1996	W	74-66	H#
11/20/2007	W	87-78	H^
#Preseason NIT			
^South Padre Invitational, TX			
Vermont (2-0)			
12/29/1973	W	91-56	H
12/6/1984	W	73-55	H
Villanova (0-2)			
3/30/1994	L	73-80	N#
12/1/2012	L	52-62	H^
#NIT Final Four			
^SEC/Big East Challenge			
Virginia (5-2)			
12/6/1952	W	90-83	H
12/29/1958	W	75-64	H
12/3/1989	W	68-64	H
12/8/1990	L	56-70	A
12/6/1994	W	70-65	H
12/5/1995	W	61-48	A
11/23/2017	L	42-68	N#
#NIT Preseason Tipoff, Brooklyn, NY			
VCU (2-0)			
11/28/1986	W	75-67	N^
11/30/2008	W	71-66	N#
#Cancun, Challenge			
^Hawaii Airlines Silversword			
Invitational Tournament			
VMI (3-0)			
12/9/1957	W	105-74	H
12/31/1963	W	87-71	H
12/20/1990	W	79-60	H
Virginia Tech (2-5)			
1922-23	L	23-26	N
12/28/1961	L	78-79	N#
12/22/1962	W	80-72	H
12/12/1964	L	64-69	A
12/6/1974	W	75-72	H^
12/29/1975	L	85-99	A
12/22/1977	L	75-76	H
#Gator Bowl Tournament			
^Vanderbilt Invitational			
Virginia Union (1-0)			
11/24/1978	W	75-63	N
Wabash (0-3)			
1907-08	L	7-27	H
1922-23	L	21-32	A
1924-25	L	14-15	A

Wake Forest (6-4)			
12/13/1965	W	102-82	H
12/10/1966	W	88-82	A
3/21/1982	L	68-75	H#
12/8/1993	W	91-83 2OT	H
1/29/1995	L	51-63	A
3/17/1998	W	72-68	A#
3/14/2000	L	68-83	H#
11/21/2006	L	78-88	A
12/5/2007	W	83-80	H
11/24/2015	W	86-64	N^
#NIT			
^Maui Jim Maui Invitational			
Washington (Mo.) (1-1)			
1/3/1949	W	47-43	A
1/2/1949	L	53-55	H
Wash. & Lee (2-1)			
1916-17	L	8-26	A
1926-27	W	44-32	N
12/6/1954	W	104-88	H
Washington State (1-0)			
3/17/2007	W	78-74	N#
#NCAA Tournament, Sacramento, CA			
West Virginia (0-1)			
11/19/2010	L	71-74	N#
#2010 Honda Puerto Rico Tip-Off			
San Juan, PR			
Western Carolina (3-0)			
12/4/1982	W	81-66	H
11/18/2000	W	85-63	H
12/16/2014	W	99-79	H
Western Ky. (14-11)			
1925-26	L	29-34	A
1926-27	W	40-20	A
	L	25-26	H
1929-30	W	32-18	A
1936-37	L	27-40	A
	L	15-35	H
1937-38	L	25-39	H
	L	18-38	A
1938-39	L	31-51	A
	W	53-49	H
1939-40	L	25-36	H
1/21/1945	L	32-45	H
1/23/1945	L	29-42	A
1/2/1963	W	71-69	A
12/7/1963	W	82-60	H
12/8/1964	W	94-79	H
12/18/1965	W	72-69	H#
12/1/1966	W	76-70	A
12/9/1972	W	103-88	H^
11/29/1980	W	78-76	N#
12/18/1999	W	101-77	H
11/28/2000	W	70-66	A
12/2/2001	W	80-75	H*
12/11/2009	L	69-76	N@
12/1/2010	W	82-62	H
#L.A. Classic			
^Vanderbilt Invitational			
%Wendy's Invitational,			
Bowling Green, KY			
^Gaylord Entertainment Center,			
Nashville, TN			
@Sun Belt Challenge, Nashville, TN			

SERIES RESULTS

Western Mich. (2-0)

3/19/2004 W 71-58 N#
 12/30/2015 W 86-61 H
 #NCAA Tournament, Orlando, FL

Wichita State (1-1)

3/21/2004 W 65-63 H#
 3/15/2016 L 50-70 N^
 #NIT
 ^NCAA Tournament First Four,
 Dayton, OH

William & Mary (5-0)

1/3/1955 W 86-61 H
 1/3/1956 W 89-80 2OT H
 1/2/1957 W 80-65 H
 12/29/1999 W 81-60 H
 1/2/2013 W 64-50 H

Winthrop (1-0)

11/6/2018 W 92-79 H

Wisconsin (0-1)

3/16/2012 L 57-60 N#
 #NCAA Tournament, Albuquerque, NM

Wittenberg (1-2)

1922-23 L 14-28 A
 1931-32 L 24-39 A
 12/1/1965 W 87-59 H

Wofford (5-0)

11/27/1995 W 97-59 H
 12/11/1999 W 92-61 H
 12/21/2000 W 75-53 H
 12/20/2003 W 90-59 H
 12/19/2015 W 80-56 H

Wyoming (1-0)

12/17/1958 W 70-65 H

Xavier (Ohio) (1-5)

1935-36 L 37-39 A
 12/20/1947 L 42-79 A
 1/20/1948 L 42-62 H
 3/13/1997 L 68-80 N#
 11/28/2011 L 70-82 OT H
 12/6/2012 W 66-64 OT A
 #NCAA Tournament

Yale (5-1)

1907-08 L 23-27 H
 1/1/1953 W 95-67 H
 12/28/1959 W 76-65 H
 1/2/1962 W 79-69 H
 11/30/1984 W 87-72 H
 1/3/2015 W 79-74 2OT H

VS. THE CONFERENCES

<i>American Athletic</i>	<i>Record</i>	<i>Pct.</i>
Central Florida	-	-
Cincinnati	1-6	.143
Connecticut	0-3	.000
East Carolina	1-0	1.000
Houston	1-1	.500
Memphis	8-6	.571
South Florida	2-1	.667
Southern Methodist	14-6	.700
Temple	1-2	.333
Tulane	23-11	.676
Tulsa	1-0	1.000
Total	52-36	.590

<i>America East</i>	<i>Record</i>	<i>Pct.</i>
Albany	-	-
Binghamton	-	-
Hartford	-	-
Maine	-	-
Maryland-Baltimore County	-	-
Mass.-Lowell	-	-
New Hampshire	1-0	1.000
Stony Brook	1-0	1.000
Vermont	2-0	1.000
Total	4-0	1.000

<i>Atlantic Coast</i>	<i>Record</i>	<i>Pct.</i>
Boston College	4-4	.500
Clemson	8-5	.615
Duke	5-10	.333
Florida State	3-1	.750
Georgia Tech	40-33	.548
Louisville	7-9	.438
Maryland	0-1	.000
Miami (Fla.)	-	-
North Carolina	4-6	.400
North Carolina State	3-1	.775
Notre Dame	4-5	.444
Pittsburgh	1-1	.500
Syracuse	1-1	.500
Virginia	5-2	.714
Virginia Tech	2-5	.286
Wake Forest	6-4	.600
Total	93-88	.514

<i>Atlantic Sun</i>	<i>Record</i>	<i>Pct.</i>
Florida Gulf Coast	-	-
Jacksonville	1-1	.500
Kennesaw State	-	-
Liberty	2-0	1.000
Lipscomb	24-4	.857
New Jersey Inst. of Tech.	-	-
North Florida	-	-
Northern Kentucky	-	-
S.C.-Upstate	-	-
Stetson	1-0	1.000
Total	28-5	.848

<i>Atlantic 10</i>	<i>Record</i>	<i>Pct.</i>
Davidson	4-2	.667
Dayton	4-2	.667
Duquesne	-	-
Fordham	0-1	.000
George Mason	-	-
George Washington	2-0	1.000
La Salle	2-0	1.000
Massachusetts	2-0	1.000
Rhode Island	0-2	.000
Richmond	2-1	.667
Saint Louis	6-4	.600
St. Bonaventure	1-0	1.000
St. Joseph's (Pa.)	1-0	1.000
Virginia Commonwealth	2-0	1.000
Total	26-12	.684

<i>Big East</i>	<i>Record</i>	<i>Pct.</i>
Butler	0-6	.000
Creighton	0-3	.000

DePaul	3-0	1.000
Georgetown	1-3	.250
Marquette	3-4	.429
Providence	1-1	.500
St. John's (N.Y.)	2-5	.286
Seton Hall	1-1	.500
Villanova	0-2	.000
Xavier (Ohio)	1-5	.167
Total	12-30	.286

<i>Big Sky</i>	<i>Record</i>	<i>Pct.</i>
Eastern Washington	-	-
Idaho	-	-
Idaho State	-	-
Montana	-	-
Montana State	-	-
North Dakota	-	-
Northern Arizona	-	-
Northern Colorado	-	-
Portland State	-	-
Sacramento State	-	-
Southern Utah	-	-
Weber State	-	-
Total	0-0	.000

<i>Big South</i>	<i>Record</i>	<i>Pct.</i>
Campbell	1-0	1.000
Charleston Southern	-	-
Coastal Carolina	-	-
Gardner-Webb	1-0	1.000
High Point	2-0	1.000
Longwood	1-0	1.000
UNC-Asheville	5-0	1.000
Presbyterian	1-0	1.000
Radford	1-0	1.000
Winthrop	1-0	1.000
Total	13-0	1.000

<i>Big Ten</i>	<i>Record</i>	<i>Pct.</i>
Illinois	3-6	.333
Indiana	3-6	.333
Iowa	-	-
Michigan	2-6	.250
Michigan State	1-0	1.000
Minnesota	0-5	.000
Nebraska	5-2	.714
Northwestern	4-2	.667
Ohio State	4-3	.571
Penn State	2-1	.666
Purdue	2-1	.667
Rutgers	0-1	.000
Wisconsin	0-1	.000
Total	26-34	.433

<i>Big 12</i>	<i>Record</i>	<i>Pct.</i>
Baylor	8-3	.727
Iowa State	4-4	.500
Kansas	2-3	.400
Kansas State	4-7	.363
Oklahoma	2-1	.667
Oklahoma State	1-1	.500
Texas	4-3	.571
TCU	5-1	.833
Texas Tech	6-2	.750
West Virginia	0-1	.000
Total	36-26	.581

<i>Big West</i>	<i>Record</i>	<i>Pct.</i>
Cal-State Fullerton	-	-
Cal-State Northridge	1-0	1.000
UC-Davis	-	-
UC-Irvine	-	-
UC-Santa Barbara	-	-
UC-Riverside	-	-
Cal-Poly SLO	1-0	1.000
Hawaii	2-0	1.000
Long Beach State	1-0	1.000
Total	5-0	1.000

<i>Colonial</i>	<i>Record</i>	<i>Pct.</i>
College of Charleston	2-0	1.000
Delaware	-	-
Drexel	-	-
Elon	1-0	1.000
Hofstra	1-0	1.000
James Madison	1-0	1.000
UNC-Wilmington	1-0	1.000
Northeastern	-	-
Towson	-	-
William & Mary	5-0	1.000
Total	11-0	1.000

<i>Conference USA</i>	<i>Record</i>	<i>Pct.</i>
Alabama-Birmingham	4-1	.800
Charlotte	0-1	.000
Florida Atlantic	-	-
Florida International	-	-
Louisiana Tech	1-1	.500
Marshall	1-0	1.000
Middle Tennessee State	30-7	.811
North Texas	-	-
Old Dominion	-	-
Rice	15-3	.833
Southern Mississippi	1-1	.500
Texas-San Antonio	-	-
UTEP	1-0	1.000
Western Kentucky	14-11	.560
Total	67-25	.728

<i>Ivy League</i>	<i>Record</i>	<i>Pct.</i>
Brown	-	-
Columbia	2-1	.666
Cornell	3-0	1.000
Dartmouth	2-2	.500
Harvard	2-0	1.000
Pennsylvania	3-1	.775
Princeton	4-0	1.000
Yale	5-1	.833
Total	20-5	.800

<i>Metro Atlantic Athletic</i>	<i>Record</i>	<i>Pct.</i>
Canisius	-	-
Fairfield	-	-
Iona	2-0	1.000
Manhattan	2-0	1.000
Monmouth	1-1	.500
Marist	0-1	.000
Niagara	-	-
Quinnipiac	-	-
Rider	-	-
St. Peter's	-	-
Siena	0-1	.000
Total	5-3	.625

<i>Mid-American</i>	<i>Record</i>	<i>Pct.</i>
Akron	-	-
Ball State	-	-
Bowling Green	2-0	1.000
Buffalo	-	-
Central Michigan	1-0	1.000
Eastern Michigan	-	-
Kent State	0-1	.000
Miami (Ohio)	4-1	.800
Northern Illinois	-	-
Ohio	1-0	1.000
Toledo	4-0	1.000
Western Michigan	2-0	1.000
Total	14-2	.875

<i>Mid-Eastern Athletic</i>	<i>Record</i>	<i>Pct.</i>
Bethune-Cookman	-	-
Coppin State	-	-
Delaware State	-	-
Florida A&M	1-0	1.000
Hampton	1-0	1.000
Howard	2-1	.667
Maryland-Eastern Shore	-	-

VS. THE CONFERENCES

Morgan State	-	-
Norfolk State	2-0	1.000
North Carolina A&T State	2-0	1.000
North Carolina Central	-	-
Savannah State	1-0	1.000
South Carolina State	1-0	1.000
Total	10-1	.909

Horizon League	Record	Pct.
Cleveland State	1-1	.500
Detroit Mercy	1-0	1.000
Illinois-Chicago	0-1	.000
Oakland	-	-
Valparaiso	2-0	1.000
Wisconsin-Green Bay	-	-
Wisconsin-Milwaukee	-	-
Wright State	-	-
Youngstown State	-	-
Total	4-2	.667

Missouri Valley	Record	Pct.
Bradley	3-0	1.000
Drake	1-1	.500
Evansville	2-4	.333
Illinois State	1-0	1.000
Indiana State	1-2	.333
Loyola (Chicago)	0-3	.000
Missouri State	-	-
Northern Iowa	-	-
Southern Illinois	1-1	.500
Wichita State	1-1	.500
Total	10-12	.455

Mountain West	Record	Pct.
Air Force	2-0	1.000
Boise State	-	-
Colorado State	-	-
Fresno State	-	-
Nevada	-	-
Nevada-Las Vegas	-	-
New Mexico	3-0	1.000
San Diego State	-	-
San Jose State	-	-
Utah State	2-0	1.000
Wyoming	1-0	1.000
Total	8-0	1.000

Northeast Conference	Record	Pct.
Bryant	-	-
Central Connecticut State	-	-
Fairleigh Dickinson	-	-
Long Island	-	-
Mount State Mary's (Md.)	-	-
Robert Morris	-	-
Sacred Heart	-	-
St. Francis (N.Y.)	-	-
St. Francis (Pa.)	1-0	1.000
Wagner	-	-
Total	1-0	1.000

Ohio Valley	Record	Pct.
Austin Peay	16-1	.941
Belmont	5-1	.833
Eastern Illinois	-	-
Eastern Kentucky	3-0	1.000
Jacksonville State	1-0	1.000
Morehead State	4-0	1.000
Murray State	3-2	.600
Southern Illinois-Edwardsville	-	-
Southeast Missouri State	1-0	1.000
Tennessee State	10-0	1.000
Tennessee Tech	14-5	.737
Tennessee-Martin	5-0	1.000
Total	62-9	.873

Pacific 12	Record	Pct.
Arizona	2-0	1.000
Arizona State	1-4	.200

California	-	-
Colorado	-	-
Oregon	5-3	.625
Oregon State	1-0	1.000
Southern California	2-5	.285
Stanford	0-3	.000
UCLA	1-0	1.000
Utah	-	-
Washington	-	-
Washington State	1-0	1.000
Total	13-15	.464

Patriot League	Record	Pct.
American	1-0	1.000
Army	3-0	1.000
Boston	-	-
Bucknell	1-1	.500
Colgate	1-0	1.000
Holy Cross	2-1	.666
Lafayette	1-0	1.000
Lehigh	2-0	1.000
Loyola (Md.)	-	-
Navy	2-2	.500
Total	13-4	.765

Southeastern	Record	Pct.
Alabama	69-70	.496
Arkansas	12-26	.316
Auburn	89-53	.627
Florida	71-66	.518
Georgia	92-53	.634
Kentucky	47-146	.244
Louisiana State	62-55	.530
Mississippi	76-46	.623
Mississippi State	79-50	.612
Missouri	6-7	.562
South Carolina	30-28	.517
Tennessee	75-122	.381
Texas A&M	8-5	.615
Total	716-727	.496

Southern	Record	Pct.
The Citadel	5-0	1.000
East Tennessee State	8-0	1.000
Furman	6-1	.857
Mercer	9-5	.643
UNC Greensboro	2-0	1.000
Samford	4-0	1.000
UT Chattanooga	14-3	.824
Virginia Military Institute	3-0	1.000
Western Carolina	3-0	1.000
Wofford	5-0	1.000
Total	59-9	.868

Southland	Record	Pct.
Abilene Christian	-	-
Central Arkansas	1-0	1.000
Houston Baptist	1-0	1.000
Incarnate Word	-	-
Lamar	-	-
McNeese State	-	-
New Orleans	3-0	1.000
Nicholls State	1-0	1.000
Northwestern State (La.)	-	-
Sam Houston State	-	-
Southeastern Louisiana	2-0	1.000
Stephen F. Austin	-	-

Texas A&M-Corpus Christi	Record	Pct.
Total	8-0	1.000

Southwestern Athletic	Record	Pct.
Alabama A&M	6-0	1.000
Alabama State	-	-
Alcorn State	2-0	1.000
Arkansas-Pine Bluff	-	-
Grambling State	1-0	1.000
Jackson State	-	-

Mississippi Valley State	1-0	1.000
Prairie View A&M	-	-
Southern	-	-
Texas Southern	-	-
Total	10-0	1.000

Summit League	Record	Pct.
Denver	-	-
IPFW	-	-
IUPUI	2-0	1.000
Nebraska Omaha	-	-
North Dakota St.	-	-
Oral Roberts	-	-
South Dakota	-	-
South Dakota St.	1-0	1.000
Western Illinois	-	-
Total	3-0	1.000

Sun Belt	Record	Pct.
Appalachian State	3-1	.750
Arkansas-Little Rock	1-0	1.000
Arkansas State	3-0	1.000
Georgia Southern	1-0	1.000
Georgia State	1-0	1.000
Louisiana-Lafayette	1-0	1.000
Louisiana-Monroe	-	-
South Alabama	1-0	1.000
Texas-Arlington	-	-
Texas State-San Marcos	-	-
Troy	-	-
Total	11-1	.917

West Coast	Record	Pct.
Brigham Young	1-0	1.000
Gonzaga	-	-
Loyola Marymount	1-0	1.000
Pacific	-	-
Pepperdine	-	-
Portland	2-0	1.000
St. Mary's (Calif.)	3-0	1.000
San Diego	-	-
San Francisco	1-0	1.000
Santa Clara	1-0	1.000
Total	9-0	1.000

Western Athletic	Record	Pct.
Cal State Bakersfield	-	-
Chicago State	-	-
Grand Canyon	-	-
Missouri-Kansas City	-	-
New Mexico State	3-0	1.000
Seattle	-	-
Texas Pan-American	1-0	1.000
Utah Valley	-	-
Total	4-0	1.000