

# 2022 Daily Prayer Guide for all Peoples of **Sub-Sahara Africa**

Bridge the Gap, Ezekiel 22:30, by praying that all people groups will soon learn of Jesus and call on His name!

**AGWM edition**



To order prayer resources or for inquiries, contact email: [rev7.9go@gmail.com](mailto:rev7.9go@gmail.com)  
**2022 Daily Prayer Guide for all People Groups & AGWM edition**  
**Unreached People Groups (UPG) of Sub-Sahara Africa**  
**43 Africa countries & 9 islands & People Groups & LR-UPG are included**  
**SUB-SAHARA AFRICA SUMMARY: 3,522 total People Groups;**  
**847 Least-Reached-Unreached People Groups (LR-UPG)**  
**Downloaded in August 2021 from [www.joshuaproject.net](http://www.joshuaproject.net)**

**Color codes: Orange horizontal lines = begin new country**  
**Light orange-tan vertical columns = for even printing, are vital prayer info**  
**LR = Least Reached = 2% or less Evangelical & 5% or less Christian**  
**FR = Frontier definition = 0% to 0.1% Christian**

**"Prayer is not the only thing we can do,  
but it is the most important thing we can do!"**

\*\*\*

**Let's dream God's dreams, and fulfill God's visions --  
God dreams of all people groups knowing & loving Him!**  
**Revelation 7:9, "After this I looked and there before me  
was a great multitude that no one could count,  
from every nation, tribe, people and language,  
standing before the throne and in front of the Lamb."**



### **Why Should We Pray For Unreached People Groups?**

- \* **Missions & salvation of all people is God's plan, God's will, God's heart, God's dream, Gen. 3:15!**
- \* **In the Great Commissions Jesus commands us to reach all peoples in the world, Matt. 28:19-20!**
- \* **People without Jesus are eternally lost, & Jesus is the only One who can save them, John 14:6!**
- \* **We have been given "the ministry & message of reconciliation", in Christ, 2 Cor. 5:18-20!**
- \* **Jesus' return is intimately tied to reaching all people groups, Matt. 24:14; Rev. 7:9!**
- \* **Jesus commanded us to pray to Him to send workers into the harvest, Luke 10:2!**
- \* **If we love Jesus, we will want to obey and please Him, John 14:15!**







### **How Should We Pray for Unreached People Groups?**

- \*\* **Pray for great revival on the Church to cleanse, empower and send them out to the lost!**
- \*\* **Pray for great outpouring of God's Spirit on the people group bringing conviction of sin!**
- \*\* **Pray for clear, biblical dreams and visions and revelations drawing people to Jesus!**
- \*\* **Pray for powerful, biblical signs and wonders of healing, deliverance and miracles!**
- \*\* **Pray that God will send more workers into His harvest in obedience to Luke 10:2!**
- \*\* **Pray for great people movements to Christ and Church Planting Movements!**
- \*\* **Pray that new converts will be biblically disciplined and will grow in Jesus!**











### **God answers prayer for UPGs! An example are the Cholanaikkans of Kerala, South India!**





\*\*\* **In the late 1960s the Cholanaikkans of Kerala, South India were discovered living in caves and completely unreached. Local Kerala Christians began praying for them and sent church planting teams to reach them. Within a few years the Cholanaikkans' lives improved, many became believers in Jesus, and a church was built with half the Cholanaikkans attending, PTL!**

Daily Prayer Guide for all People Groups & Unreached People Groups of Africa								Page 1		
Pray Daily:	People Group Name:	Country Name:	Area-Region Name:	People Group Population:	%Percent Christian	LR FR	Primary Language:	Primary Religion:	People Group Photos:	
1 Jan.	Arab	Burundi	East Africa	3,400	0%	FR	Arabic, N. Levantine	Islam		
	Deaf	Burundi	East Africa	123,000	90.46%		Language unknown	Christianity		
	English-Speaking	Burundi	East Africa	500	73%		English	Christianity		
	French	Burundi	East Africa	2,100	76%		French	Christianity		
	Greek	Burundi	East Africa	800	95%		Greek	Christianity		
	Gujarati	Burundi	East Africa	2,800	0.60%	LR	Gujarati	Hinduism		
	Hutu, Rundi	Burundi	East Africa	10,306,000	93.95%		Rundi	Christianity		
	Hutu, Rwandese	Burundi	East Africa	1,000	83.95%		Kinyarwanda	Christianity		
	Lingala	Burundi	East Africa	2,700	87.50%		Lingala	Christianity		
2 Jan.	Pygmy, Twa	Burundi	East Africa	34,000	8%		Kinyarwanda	Ethnic Religions	Hutu, Rundi	
	Swahili	Burundi	East Africa	13,000	0%	FR	Swahili	Islam		
	Tutsi	Burundi	East Africa	1,702,000	93.15%		Rundi	Christianity		
	Arab	Comoros	East Africa-island	900	0%	FR	Comorian, Maore	Islam		
	Comorian, Mwali	Comoros	East Africa-island	44,000	0.10%	FR	Comorian, Mwali	Islam		
	Comorian, Ndzwani	Comoros	East Africa-island	367,000	0.60%	LR	Comorian, Ndzwani	Islam		
	Comorian, Ngazidja	Comoros	East Africa-island	419,000	0.60%	LR	Comorian, Ngazidja	Islam		
	Deaf	Comoros	East Africa-island	8900	0.93%	LR	Language unknown	Islam		
	French	Comoros	East Africa-island	1,800	60%		French	Christianity		
3 Jan.	Makhuwa	Comoros	East Africa-island	14,000	54%		Makhuwa	Christianity		
	Makua, Makhuwa-Meetto	Comoros	East Africa-island	14,000	2%	LR	Makhuwa-Meetto	Islam		
	Malagasy-Antalaotra	Comoros	East Africa-island	1,200	70%		Malagasy, Plateau	Christianity		
	Malay	Comoros	East Africa-island	1,100	0.90%	LR	Malay	Islam		
	Reunionese Creole	Comoros	East Africa-island	800	100%		Reunion Creole French	Christianity		
	Swahili	Comoros	East Africa-island	1,200	0%	FR	Swahili	Islam		
	Vezo	Comoros	East Africa-island	900	37%		Malagasy, Sakalava	Islam		
	Afar	Djibouti	East Africa	295,000	0.03%	FR	Afar	Islam		
	Amhara, Ethiopian	Djibouti	East Africa	13,000	90%		Amharic	Christianity		
4 Jan.	Arab, Omani	Djibouti	East Africa	81000	3%	LR	Arabic, Omani	Islam		
	Arab, Yemeni	Djibouti	East Africa	74,000	0.11%	FR	Arabic, Taizzi-Adeni	Islam		
	Chinese, general	Djibouti	East Africa	1,800	5%		Chinese, Mandarin	Ethnic Religions		
	Deaf	Djibouti	East Africa	10,000	0%	LR	Language unknown	Islam		
	French	Djibouti	East Africa	21,000	65%		French	Christianity		
	Somali, Issa	Djibouti	East Africa	487,000	0.20%	LR	Somali	Islam		
	South Asian, general	Djibouti	East Africa	2,000	0%	FR	Hindi	Islam		
	Tigray, Tigrinya	Djibouti	East Africa	700	80%		Tigrigna	Christianity		
	Tigre, Eritrean	Djibouti	East Africa	1,700	0%	FR	Tigre	Islam		







Daily Prayer Guide for all People Groups & Unreached People Groups of Africa								Page 2	
Pray Daily:	People Group Name:	Country Name:	Area-Region Name:	People Group Population:	%Percent Christian	LR FR	Primary Language:	Primary Religion:	People Group Photos:
5 Jan.	Afar	Eritrea	East Africa	284,000	0.20%	LR	Afar	Islam	
	Amhara	Eritrea	East Africa	13,000	60%		Amharic	Christianity	
	Arab, Hadrami	Eritrea	East Africa	51,000	0.01%	FR	Arabic, Hadrami	Islam	
	Arab, Palestinian	Eritrea	East Africa	15,000	8%		Arabic, S. Levantine	Islam	
	Arab, Sudanese	Eritrea	East Africa	33,000	2%	LR	Arabic, Sudanese	Islam	
	Arab, Yemeni	Eritrea	East Africa	36,000	0.05%	FR	Arabic, Taizzi-Adeni	Islam	
	Beja, Hedareb	Eritrea	East Africa	131,000	0%	FR	Bedawiyet	Islam	
	Bilen	Eritrea	East Africa	63,000	31%		Bilen	Islam	
	Dahalik	Eritrea	East Africa	1,100	0%	FR	Dahalik	Islam	
6 Jan.	Deaf	Eritrea	East Africa	26000	47%		Language unknown	Islam	
	Italian	Eritrea	East Africa	1,000	82%		Italian	Christianity	
	Kunama	Eritrea	East Africa	129,000	25%		Kunama	Ethnic Religions	
	Nara, Nialeitic	Eritrea	East Africa	56,000	4.50%	LR	Nara	Islam	
	Rashaida	Eritrea	East Africa	51,000	0.01%	FR	Arabic, Hijazi	Islam	
	Saho, Irob	Eritrea	East Africa	132,000	30.00%		Saho	Islam	
	Somali	Eritrea	East Africa	1,800	0.33%	LR	Somali	Islam	
	Tigray, Tigrinya	Eritrea	East Africa	1,793,000	96%		Tigrigna	Christianity	
	Tigre, Eritrean	Eritrea	East Africa	727,000	0.09%	FR	Tigre	Islam	
7 Jan.	Aari	Ethiopia	East Africa	486,000	48%		Aari	Christianity	
	Afar	Ethiopia	East Africa	2,008,000	0.01%	LR	Afar	Islam	
	Alaba	Ethiopia	East Africa	390,000	2.60%	LR	Alaba-K'abeena	Islam	
	Americans, U.S.	Ethiopia	East Africa	2,200	78%		English	Christianity	
	Amhara	Ethiopia	East Africa	24,075,000	97.00%		Amharic	Christianity	
	Amhara, Wollo	Ethiopia	East Africa	6,049,000	2.90%	LR	Amharic	Islam	
	Anuak	Ethiopia	East Africa	159,000	84%		Anuak	Christianity	
	Arab	Ethiopia	East Africa	1,900	8%		Arabic, N. Levantine	Islam	
	Arab, Sudanese	Ethiopia	East Africa	20,000	3%	LR	Arabic, Sudanese	Islam	
8 Jan.	Arab, Yemeni	Ethiopia	East Africa	5,800	0%	FR	Arabic, Taizzi-Adeni	Islam	
	Arbore	Ethiopia	East Africa	11,000	1.30%	LR	Arbore	Ethnic Religions	
	Argobba	Ethiopia	East Africa	211,000	4.60%	LR	Argobba	Islam	
	Armenian	Ethiopia	East Africa	700	94%		Armenian	Christianity	
	Awi	Ethiopia	East Africa	950,000	99.50%		Awngi	Christianity	
	Baiso, Gedicho	Ethiopia	East Africa	9,200	88%		Baiso	Christianity	
	Banna	Ethiopia	East Africa	45,000	3%	LR	Hamer-Banna	Ethnic Religions	
	Basketo	Ethiopia	East Africa	131,000	94%		Basketo	Christianity	
	Bench	Ethiopia	East Africa	591,000	73%		Bench	Christianity	

Pray Daily:	People Group Name:	Country Name:	Area-Region Name:	People Group Population:	%Percent Christian	LR FR	Primary Language:	Primary Religion:	People Group Photos:
9 Jan.	Berta, Benishangul	Ethiopia	East Africa	315,000	2%	LR	Berta	Islam	
	Birale	Ethiopia	East Africa	?	2%	LR	Ongota	Ethnic Religions	
	Bodi	Ethiopia	East Africa	12,000	6%		Me'en	Ethnic Religions	
	Boro, Shinasha	Ethiopia	East Africa	81,000	99%		Borna	Christianity	
	British	Ethiopia	East Africa	2,000	60%		English	Christianity	
	Burji	Ethiopia	East Africa	120,000	42%		Burji	Christianity	
	Chara	Ethiopia	East Africa	22,000	3.00%	LR	Chara	Ethnic Religions	
	Chinese, general	Ethiopia	East Africa	39,000	8%		Chinese, Mandarin	Non-Religious	
	Daasanach	Ethiopia	East Africa	80,000	2%	LR	Daasanach	Ethnic Religions	
10 Jan.	Daats'iin	Ethiopia	East Africa	400	0%	FR	Daats'iin	Islam	
	Dawro	Ethiopia	East Africa	908,000	92%		Dawro	Christianity	
	Deaf	Ethiopia	East Africa	1,178,000	61%		Ethiopian Sign Lang.	Christianity	
	Dime	Ethiopia	East Africa	6,500	87%		Dime	Christianity	
	Dirasha	Ethiopia	East Africa	109,000	82%		Dirasha	Christianity	
	Dizi	Ethiopia	East Africa	61,000	20%		Dizin	Ethnic Religions	
	Dorze	Ethiopia	East Africa	39,000	86%		Dorze	Christianity	
	French	Ethiopia	East Africa	1000	63%		French	Christianity	
	Gamo	Ethiopia	East Africa	1,852,000	85%		Gamo	Christianity	
11 Jan.	Ganza	Ethiopia	East Africa	700	3.00%		Ganza	Islam	
	Gawwada, Ale	Ethiopia	East Africa	132,000	55%		Ale	Christianity	
	Gayil	Ethiopia	East Africa	72,000	62%		Gayil	Christianity	
	Gedeo	Ethiopia	East Africa	1,651,000	85%		Gedeo	Christianity	
	Girirra	Ethiopia	East Africa	51,000	5%	LR	Girirra	Islam	
	Gofa	Ethiopia	East Africa	607,000	88%		Gofa	Christianity	
	Greek	Ethiopia	East Africa	1000	91%		Greek	Christianity	
	Gujarati, Indo-Pakistani	Ethiopia	East Africa	3,500	2%	LR	Gujarati	Hinduism	
	Gumuz, Kamashi	Ethiopia	East Africa	269,000	42%		Gumuz	Ethnic Religions	
12 Jan.	Gumuz, Mandura-Dibate	Ethiopia	East Africa	189,000	10%		Gumuz	Ethnic Religions	
	Gurage, Ennequor	Ethiopia	East Africa	128,000	70%		Sebat Bet Gurage	Christianity	
	Gurage, Geta	Ethiopia	East Africa	95,000	65%		Sebat Bet Gurage	Christianity	
	Gurage, Gumer	Ethiopia	East Africa	110,000	65%		Sebat Bet Gurage	Christianity	
	Gurage, Indegagn	Ethiopia	East Africa	67,000	90%		Sebat Bet Gurage	Christianity	
	Gurage, Inor	Ethiopia	East Africa	230,000	40%		Inor	Islam	
	Gurage, Izha	Ethiopia	East Africa	116,000	80%		Sebat Bet Gurage	Christianity	
	Gurage, Kistane	Ethiopia	East Africa	185,000	90%		Kistane	Christianity	
	Gurage, Muher	Ethiopia	East Africa	120,000	75%		Sebat Bet Gurage	Christianity	





Pray Daily:	People Group Name:	Country Name:	Area-Region Name:	People Group Population:	%Percent Christian	LR FR	Primary Language:	Primary Religion:	People Group Photos:
13 Jan.	Gurage, West / Chala	Ethiopia	East Africa	159,000	80%		Sebat Bet Gurage	Christianity	
	Gwama	Ethiopia	East Africa	11,000	0%	FR	Gwama	Islam	
	Hadiyya	Ethiopia	East Africa	2,148,000	89%		Hadiyya	Christianity	
	Hamer	Ethiopia	East Africa	78,000	1.50%	LR	Hamer-Banna	Ethnic Religions	
	Harari	Ethiopia	East Africa	52,000	0.30%	LR	Harari	Islam	
	Hozo	Ethiopia	East Africa	7,800	9%		Hozo	Islam	
	Italian	Ethiopia	East Africa	1000	83%		Italian	Christianity	
	Jew, Ethiopian	Ethiopia	East Africa	4,500	9%		Amharic	Judaism	
	K'beena	Ethiopia	East Africa	88,000	3%	LR	Kambaata	Islam	
14 Jan.	Kachama, Ganjule	Ethiopia	East Africa	4,300	80%		Kachama-Ganjule	Christianity	Gurage, West-Chala 
	Kafa	Ethiopia	East Africa	1,125,000	90%		Kafa	Christianity	
	Kambata	Ethiopia	East Africa	860,000	93%		Kambaata	Christianity	
	Karo	Ethiopia	East Africa	2,500	15%		Karo	Ethnic Religions	
	Kemant	Ethiopia	East Africa	222,000	90%		Amharic	Christianity	
	Komo	Ethiopia	East Africa	14,000	5%		Komo	Islam	
	Konso	Ethiopia	East Africa	431,000	61%		Konso	Christianity	
	Konta	Ethiopia	East Africa	140,000	80%		Dawro	Christianity	
	Koore	Ethiopia	East Africa	263,000	94%		Koorete	Christianity	
15 Jan.	Kunama	Ethiopia	East Africa	8,100	10%		Kunama	Ethnic Religions	Hadiyya 
	Kunfal	Ethiopia	East Africa	4,100	100%		Awngi	Christianity	
	Kwegu	Ethiopia	East Africa	3,300	44%		Kwegu	Ethnic Religions	
	Maaban	Ethiopia	East Africa	4,700	30%		Mabaan	Ethnic Religions	
	Majang	Ethiopia	East Africa	61,000	84%		Majang	Christianity	
	Male	Ethiopia	East Africa	156,000	29%		Male	Ethnic Religions	
	Mao, Northern	Ethiopia	East Africa	3,900	4.80%	LR	Ma'we's Aas'e'	Islam	
	Maraqo	Ethiopia	East Africa	132,000	29%		Libido	Islam	
	Me'en	Ethiopia	East Africa	253,000	56%		Me'en	Christianity	
16 Jan.	Melo	Ethiopia	East Africa	26,000	65%		Melo	Christianity	
	Mesqan	Ethiopia	East Africa	420,000	10%		Mesqan	Islam	
	Mosiye	Ethiopia	East Africa	33,000	95%		Bussa	Christianity	
	Murle	Ethiopia	East Africa	2,500	25%		Murle	Ethnic Religions	
	Mursi	Ethiopia	East Africa	13,000	11%		Mursi	Ethnic Religions	
	Nao	Ethiopia	East Africa	16,000	10%		Nayi	Ethnic Religions	
	Negedbeher, Weyto	Ethiopia	East Africa	2,100	4%	LR	Amharic	Islam	
	Nuer	Ethiopia	East Africa	261,000	93%		Nuer	Christianity	
	Nyangatom	Ethiopia	East Africa	42,000	35%		Nyangatom	Ethnic Religions	











Pray Daily:	People Group Name:	Country Name:	Area-Region Name:	People Group Population:	%Percent Christian	LR FR	Primary Language:	Primary Religion:	People Group Photos:
17 Jan.	Opo	Ethiopia	East Africa	3,000	60%		T'apo	Christianity	
	Oromo, Anfillo	Ethiopia	East Africa	600	9%		Oromo, West Central	?	
	Oromo, Arsi	Ethiopia	East Africa	6,469,000	10%		Oromo,Borana-Arsi-Guji	Islam	
	Oromo, Bale	Ethiopia	East Africa	2,139,000	2%	LR	Oromo,Borana-Arsi-Guji	Islam	
	Oromo, Borana	Ethiopia	East Africa	1,429,000	4%	LR	Oromo,Borana-Arsi-Guji	Ethnic Religions	
	Oromo, Gabra	Ethiopia	East Africa	53,000	0%	FR	Oromo,Borana-Arsi-Guji	Islam	
	Oromo, Guji	Ethiopia	East Africa	1,826,000	70%		Oromo,Borana-Arsi-Guji	Christianity	
	Oromo, Hararghe	Ethiopia	East Africa	7,214,000	5.00%	LR	Oromo, Eastern	Islam	
	Oromo, Jima	Ethiopia	East Africa	3,737,000	2%	LR	Oromo, W. Central	Islam	
18 Jan.	Oromo, Kereyu	Ethiopia	East Africa	101,000	3%	LR	Oromo,Borana-Arsi-Guji	Ethnic Religions	
	Oromo, Tulama / Selale	Ethiopia	East Africa	8,739,000	85%		Oromo, W. Central	Christianity	
	Oromo, Wellega / Mecha	Ethiopia	East Africa	7,949,000	82.00%		Oromo, W. Central	Christianity	
	Oromo, Yajju	Ethiopia	East Africa	592,000	1.30%	LR	Oromo, W. Central	Islam	
	Oyda	Ethiopia	East Africa	76,000	74%		Oyda	Christianity	
	Russian	Ethiopia	East Africa	1000	67%		Russian	Christianity	
	Saho, Irob	Ethiopia	East Africa	54,000	86%		Saho	Christianity	
	Seze	Ethiopia	East Africa	17,000	25%		Seze	Islam	
	Shabo	Ethiopia	East Africa	500	2%	LR	Majan	Ethnic Religions	
19 Jan.	Shekka	Ethiopia	East Africa	130,000	70%		Shekkacho	Christianity	
	Sheko	Ethiopia	East Africa	61,000	80%		Sheko	Christianity	
	Sidama	Ethiopia	East Africa	4,961,000	95%		Sidamo	Christianity	
	Silt'e	Ethiopia	East Africa	1,573,000	2%	LR	Silt'e	Islam	
	Somali	Ethiopia	East Africa	7,464,000	0.14%	LR	Somali	Islam	
	Somali, Garre	Ethiopia	East Africa	58,000	0.00%	FR	Somali	Islam	
	Suri, Kacipo-Balesi	Ethiopia	East Africa	3,500	3.00%	LR	Kacipo-Balesi	Ethnic Religions	
	Suri, Tirmaga-Chai	Ethiopia	East Africa	47,000	4.00%	LR	Suri	Ethnic Religions	
	Tembaro	Ethiopia	East Africa	165,000	95%		Kambaata	Christianity	
20 Jan.	Tigray Tigrinya	Ethiopia	East Africa	7,241,000	96%		Tigrigna	Christianity	
	Toposa	Ethiopia	East Africa	19,000	0%	FR	Toposa	Ethnic Religions	
	Tsamai	Ethiopia	East Africa	27,000	2%	LR	Tsamai	Ethnic Religions	
	Turkana	Ethiopia	East Africa	55,000	3%	LR	Turkana	Ethnic Religions	
	Uduk	Ethiopia	East Africa	26,000	20%		Uduk	Ethnic Religions	
	Wolaita	Ethiopia	East Africa	2,855,000	98%		Wolaytta	Christianity	
	Wolane	Ethiopia	East Africa	121,000	3.40%	LR	Wolane	Islam	
	Ximre	Ethiopia	East Africa	403,000	98.00%		Xamtanga	Christianity	
	Yem	Ethiopia	East Africa	268,000	58%		Yemsa	Christianity	

Tigray, Tigrinya



Pray Daily:	People Group Name:	Country Name:	Area-Region Name:	People Group Population:	%Percent Christian	LR FR	Primary Language:	Primary Religion:	People Group Photos:
21 Jan.	Zay	Ethiopia	East Africa	30,000	80%		Zay	Christianity	
	Zayse	Ethiopia	East Africa	30,000	82.00%		Zaysete	Christianity	
	Ajuran	Kenya	East Africa	190,000	0.40%	LR	Oromo,Borana-Arsi-Guji	Islam	
	Americans, U.S.	Kenya	East Africa	11,000	80%		English	Christianity	
	Arab, Hadrami	Kenya	East Africa	13,000	0%	FR	Arabic, Hadrami	Islam	
	Arab, Kenyan	Kenya	East Africa	15,000	1%	LR	Swahili	Islam	
	Arab, Omani	Kenya	East Africa	28,000	0.30%	LR	Arabic, Omani	Islam	
	Arab, Yemeni	Kenya	East Africa	37,000	0%	FR	Arabic, Taizzi-Adeni	Islam	
	Aweer	Kenya	East Africa	10,000	2%	LR	Aweer	Islam	
22 Jan.	Baganda	Kenya	East Africa	52,000	70%		Ganda	Christianity	
	Bajuni	Kenya	East Africa	96,000	5%	LR	Swahili	Islam	
	British	Kenya	East Africa	45,000	60%		English	Christianity	
	Burji	Kenya	East Africa	39,000	10%		Burji	Islam	
	Chagga	Kenya	East Africa	21,000	75%		Mochi	Christianity	
	Chinese, general	Kenya	East Africa	36,000	4%	LR	Chinese, Mandarin	Non-Religious	
	Chuka	Kenya	East Africa	235,000	40%		Gichuka	Ethnic Religions	
	Daasanach	Kenya	East Africa	19,000	5%	LR	Daasanach	Ethnic Religions	
	Dabida Taita	Kenya	East Africa	360,000	80%		Dawida	Christianity	
23 Jan.	Dahalo	Kenya	East Africa	3,100	7%		Dahalo	Ethnic Religions	Bajuni
	Deaf	Kenya	East Africa	412000	83%		Kenyan Sign Lang.	Christianity	
	El Molo	Kenya	East Africa	3,800	12%		Samburu	Ethnic Religions	
	Embu	Kenya	East Africa	444,000	95%		Kiambu	Christianity	
	French	Kenya	East Africa	2,100	61%		French	Christianity	
	Goanese, Kenyan	Kenya	East Africa	10,000	90%		Konkani, Goan	Christianity	
	Gujarati Creole	Kenya	East Africa	2,100	2%	LR	Cutchi-Swahili	Islam	
	Gujarati, Kenyan	Kenya	East Africa	217,000	0.10%	FR	Gujarati	Hinduism	
	Gusii	Kenya	East Africa	3,530,000	95%		Ekegusii	Christianity	
24 Jan.	Hindi	Kenya	East Africa	6,800	0%	FR	Hindi	Hinduism	Iteso
	Hutu, Rundi	Kenya	East Africa	5,000	95%		Rundi	Christianity	
	Ik	Kenya	East Africa	1,600	85%		Ik	Christianity	
	Ilchamus	Kenya	East Africa	43,000	5%	LR	Samburu	Ethnic Religions	
	Ilwana	Kenya	East Africa	23,000	0.02%	FR	Kiwilwana	Islam	
	Iteso	Kenya	East Africa	477,000	94%		Teso	Christianity	
	Kachchi, Asian	Kenya	East Africa	82,000	0.30%	LR	Kacchi	Hinduism	
	Kalenjin, Keiyo	Kenya	East Africa	263,000	75%		Keiyo	Christianity	
	Kalenjin, Kipsigis	Kenya	East Africa	2,497,000	97%		Kipsigis	Christianity	





Daily Prayer Guide for all People Groups & Unreached People Groups of Africa								Page 7	
Pray Daily:	People Group Name:	Country Name:	Area-Region Name:	People Group Population:	%Percent Christian	LR FR	Primary Language:	Primary Religion:	People Group Photos:
25 Jan.	Kalenjin, Marakwet	Kenya	East Africa	135,000	46%		Markweeta	Ethnic Religions	
	Kalenjin, Nandi	Kenya	East Africa	1,226,000	98%		Nandi	Christianity	
	Kalenjin, Okiek	Kenya	East Africa	55,000	35%		Okiek	Ethnic Religions	
	Kalenjin, Pokot	Kenya	East Africa	1,017,000	45%		Pokoot	Ethnic Religions	
	Kalenjin, Sabaot	Kenya	East Africa	310,000	90%		Sabaot	Christianity	
	Kalenjin, Terik	Kenya	East Africa	24,000	80%		Terik	Christianity	
	Kalenjin, Tugen	Kenya	East Africa	207,000	90%		Tugen	Christianity	
	Kamba	Kenya	East Africa	6,877,000	98%		Kamba	Christianity	
	Kikuyu	Kenya	East Africa	10,655,000	98%		Gikuyu	Christianity	
26 Jan.	Konso	Kenya	East Africa	1,400	20%		Konso	Ethnic Religions	
	Kuria	Kenya	East Africa	328,000	52%		Kuria	Christianity	
	Luhya, Bukusu	Kenya	East Africa	1,556,000	98%		Lubukusu	Christianity	
	Luhya, Idakho	Kenya	East Africa	57,000	94%		Luidakho-Luisukha-Lut.	Christianity	
	Luhya, Isukha	Kenya	East Africa	107,000	85%		Luidakho-Luisukha-Lut.	Christianity	
	Luhya, Kabras	Kenya	East Africa	143,000	90%		Lukabaras	Christianity	
	Luhya, Khayo	Kenya	East Africa	72,000	90%		Olukhayo	Christianity	
	Luhya, Kisa	Kenya	East Africa	37,000	90%		Olushisa	Christianity	
	Luhya, Marachi	Kenya	East Africa	69,000	90%		Olumarachi	Christianity	
27 Jan.	Luhya, Maragoli	Kenya	East Africa	350,000	95%		Lulogooli	Christianity	
	Luhya, Marama	Kenya	East Africa	45,000	90%		Olumarama	Christianity	
	Luhya, Nyala	Kenya	East Africa	237,000	94%		Nyala	Christianity	
	Luhya, Nyore	Kenya	East Africa	162,000	93%		Olunyole	Christianity	
	Luhya, Saamia	Kenya	East Africa	89,000	95%		Saamia	Christianity	
	Luhya, Tachoni	Kenya	East Africa	90,000	85%		Lutachoni	Christianity	
	Luhya, Tiriki	Kenya	East Africa	98,000	85%		Luidakho-Luisukha-Lut.	Christianity	
	Luhya, Tsoto	Kenya	East Africa	76,000	90%		Olutsotso	Christianity	
	Luhya, Wanga	Kenya	East Africa	99,000	94%		Oluwanga	Christianity	
28 Jan.	Luo	Kenya	East Africa	6,628,000	98%		Dholuo	Christianity	
	Maasai	Kenya	East Africa	1,556,000	45%		Maasai	Ethnic Religions	
	Madhiban	Kenya	East Africa	2,600	0%	FR	Somali	Islam	
	Makonde	Kenya	East Africa	3,700	10%		Makonde	Islam	
	Marathi	Kenya	East Africa	500	2%	LR	Marathi	Hinduism	
	Masaba, Gisu	Kenya	East Africa	66,000	85%		Masaaba	Christianity	
	Mbeere	Kenya	East Africa	204,000	34%		Kiambu	Ethnic Religions	
	Meru	Kenya	East Africa	2,589,000	97%		Kimiiro	Christianity	
	Mijikenda, Chonyi	Kenya	East Africa	323,000	50%		Chichonyi-Chidzihana	Christianity	

Pray Daily:	People Group Name:	Country Name:	Area-Region Name:	People Group Population:	%Percent Christian	LR FR	Primary Language:	Primary Religion:	People Group Photos:
29 Jan.	Mijikenda, Digo	Kenya	East Africa	459,000	0.10%	FR	Chidigo	Islam	
	Mijikenda, Duruma	Kenya	East Africa	726,000	65%		Chiduruma	Christianity	
	Mijikenda, Giriama	Kenya	East Africa	1,307,000	90%		Kigiryama	Christianity	
	Mijikenda, Jibana	Kenya	East Africa	5,000	20%		Kigiryama	Ethnic Religions	
	Mijikenda, Kambe	Kenya	East Africa	32,000	20%		Kigiryama	Ethnic Religions	
	Mijikenda, Kauma	Kenya	East Africa	10,000	30%		Kigiryama	Ethnic Religions	
	Mijikenda, Rabai	Kenya	East Africa	132,000	40%		Kigiryama	Ethnic Religions	
	Mijikenda, Ribe	Kenya	East Africa	11,000	30%		Kigiryama	Ethnic Religions	
	Mukogodo, Yaaku	Kenya	East Africa	4,600	6%		Yaaku	Ethnic Religions	
30 Jan.	Munyoyaya	Kenya	East Africa	2,200	0%	FR	Orma	Islam	
	Mwimbi-Muthambi	Kenya	East Africa	235,000	40%		Mwimbi-Muthambi	Ethnic Religions	
	Ndigiri	Kenya	East Africa	3,200	7%		Gikuyu	Ethnic Religions	
	Nubian	Kenya	East Africa	22,000	0%	FR	Nubi	Islam	
	Omotik, Ndorobo	Kenya	East Africa	200	6%		Omotik	Ethnic Religions	
	Orma	Kenya	East Africa	94,000	0%	FR	Orma	Islam	
	Oromo, Borana	Kenya	East Africa	289,000	8%		Oromo, Borana-Arsi-Guji	Islam	
	Oromo, Gabra	Kenya	East Africa	147,000	12%		Oromo, Borana-Arsi-Guji	Ethnic Religions	
	Oromo, Garre	Kenya	East Africa	787,000	0%	FR	Garre	Islam	
31 Jan.	Oromo, Sakuye	Kenya	East Africa	28,000	0.40%	LR	Oromo, Borana-Arsi-Guji	Islam	
	Pokomo	Kenya	East Africa	117,000	25%		Kipfokomo	Islam	
	Punjabi	Kenya	East Africa	68,000	0.20%	LR	Punjabi, Eastern	Sikh	
	Rendille	Kenya	East Africa	101,000	15%		Rendille	Ethnic Religions	
	Sagalla Taita	Kenya	East Africa	365,000	37%		Sagalla	Ethnic Religions	
	Samburu	Kenya	East Africa	317,000	30%		Samburu	Ethnic Religions	
	Segeju	Kenya	East Africa	600	0%	FR	Segeju	Islam	
	Seychellese Creole	Kenya	East Africa	2,100	97%		Seychelles Creole French	Christianity	
	Sindhi	Kenya	East Africa	3,400	0%	FR	Sindhi	Hinduism	
1 Feb.	Somali	Kenya	East Africa	2,540,000	0.11%	LR	Somali	Islam	
	Somali Ajuran	Kenya	East Africa	238,000	0.10%	FR	Somali	Islam	
	Somali Bantu	Kenya	East Africa	113,000	0.05%	FR	Maay	Islam	
	South Asian, Bengali	Kenya	East Africa	1,600	2%	LR	Bengali	Islam	
	Suba	Kenya	East Africa	165,000	100%		Suba	Christianity	
	Swahili, Coastal	Kenya	East Africa	16,000	0.50%	LR	Swahili	Islam	
	Taveta	Kenya	East Africa	28,000	72%		Taveta	Christianity	
	Tharaka	Kenya	East Africa	230,000	43%		Kitharaka	Ethnic Religions	
	Toposa	Kenya	East Africa	3,100	5%	LR	Toposa	Ethnic Religions	











Pray Daily:	People Group Name:	Country Name:	Area-Region Name:	People Group Population:	%Percent Christian	LR FR	Primary Language:	Primary Religion:	People Group Photos:
6 Feb.	Sakalava	Madagascar	East Africa-island	1,949,000	35%	LR	Malagasy, Sakalava	Ethnic Religions	
	Sihanaka	Madagascar	East Africa-island	707,000	30%		Malagasy, Plateau	Ethnic Religions	
	Swahili	Madagascar	East Africa-island	5,700	0%	FR	Swahili	Islam	
	Tanala	Madagascar	East Africa-island	1,423,000	22%		Malagasy, Plateau	Ethnic Religions	
	Tsimihety	Madagascar	East Africa-island	2,266,000	25%		Malagasy, Tsimihety	Ethnic Religions	
	Vezo	Madagascar	East Africa-island	353,000	35%		Malagasy, Sakalava	Ethnic Religions	
	Zafisoro	Madagascar	East Africa-island	126,000	15%		Malagasy, Plateau	Ethnic Religions	
7 Feb.	Arab	Mauritius	East Africa-island	800	5%	LR	Arabic, N. Levantine	Islam	
	British	Mauritius	East Africa-island	700	60%		English	Christianity	
	Chinese, general	Mauritius	East Africa-island	20,000	9%		Chinese, Mandarin	Non-Religious	
	Deaf	Mauritius	East Africa-island	6,400	32%		Mauritian Sign Lang.	Hinduism	
	European, general	Mauritius	East Africa-island	2,400	60%		English	Christianity	
	Franco-Mauritian	Mauritius	East Africa-island	52,000	91%		French	Christianity	
	Gujarati	Mauritius	East Africa-island	2,000	2%	LR	Gujarati	Hinduism	
	Han Chinese, Hakka	Mauritius	East Africa-island	4,100	8%		Chinese, Hakka	Non-Religious	
	Han Chinese, Mandarin	Mauritius	East Africa-island	1,200	9%		Chinese, Mandarin	Non-Religious	
	Hindi	Mauritius	East Africa-island	36,000	1%	LR	Hindi	Hinduism	
	Malagasy	Mauritius	East Africa-island	1,300	72%		Malagasy, Plateau	Christianity	
8 Feb.	Marathi	Mauritius	East Africa-island	17,000	1%	LR	Marathi	Hinduism	
	Mauritian	Mauritius	East Africa-island	979,000	35%		Morisyen	Hinduism	
	Punjabi	Mauritius	East Africa-island	25,000	2.50%	LR	Punjabi, Eastern	Sikh	
	South Asian, Bengali	Mauritius	East Africa-island	7,200	4.00%	LR	Bengali	Islam	
	South Asian, general	Mauritius	East Africa-island	66,000	6%		Bhojpuri	Hinduism	
	South Asian, Telugu	Mauritius	East Africa-island	19,000	3%	LR	Telugu	Hinduism	
	Tamil, Hindu	Mauritius	East Africa-island	1,100	9%		Tamil	Hinduism	
	Urdu	Mauritius	East Africa-island	800	0.50%	LR	Urdu	Islam	
9 Feb.	Bushi	Mayotte	East Africa-island	70,000	0%	FR	Bushi	Islam	
	Comorian, Maore	Mayotte	East Africa-island	181,000	0.90%	LR	Comorian, Maore	Islam	
	Deaf	Mayotte	East Africa-island	2,800	1.50%	LR	Language unknown	Islam	
	French	Mayotte	East Africa-island	1,600	62%		French	Christianity	
	Makonde	Mayotte	East Africa-island	1,700	1%	LR	Makonde	Islam	
	Makua, Makuwa-Meetto	Mayotte	East Africa-island	2,800	4%	LR	Makuwa-Meetto	Islam	
	Malagasy	Mayotte	East Africa-island	2,400	70%		Malagasy, Plateau	Christianity	
	Swahili	Mayotte	East Africa-island	9,000	0%	FR	Swahili	Islam	
	Bantu	Reunion	East Africa-island	4,400	55%		Reunion Creole French	Christianity	
	Comorian, Maore	Reunion	East Africa-island	600	1%	LR	Comorian, Maore	Islam	

Tsimihety





South Asian, gen.

Makua, Makuwa-Meetto





Comorian, Ndzwani

Pray Daily:	People Group Name:	Country Name:	Area-Region Name:	People Group Population:	%Percent Christian	LR FR	Primary Language:	Primary Religion:	People Group Photos:
10 Feb.	Comorian, Mwali	Reunion	East Africa-island	600	0.10%	LR	Comorian, Mwali	Islam	
	Comorian, Ndzwani	Reunion	East Africa-island	3,600	0.60%	LR	Comorian, Ndzwani	Islam	
	Comorian, Ngazidja	Reunion	East Africa-island	4,800	0.60%	LR	Comorian, Ngazidja	Islam	
	Deaf	Reunion	East Africa-island	9000	87%		Language unknown	Christianity	
	French, Metropolitan	Reunion	East Africa-island	3,600	60%		French	Christianity	
	Gujarati	Reunion	East Africa-island	22,000	2%	LR	Gujarati	Hinduism	
	Han Chinese, Cantonese	Reunion	East Africa-island	14,000	12%		Chinese, Yue	Non-Religious	
	Han Chinese, Hakka	Reunion	East Africa-island	12,000	9%		Chinese, Hakka	Non-Religious	
	Han Chinese, Mandarin	Reunion	East Africa-island	3,100	8%		Chinese, Mandarin	Non-Religious	
11 Feb.	Malagasy	Reunion	East Africa-island	12,000	72%		Malagasy, Plateau	Christianity	
	Punjabi	Reunion	East Africa-island	3,500	10%		Punjabi, Eastern	Hinduism	
	Reunionese Creole	Reunion	East Africa-island	526,000	97%		Reunion Creole French	Christianity	
	Reunionese, French	Reunion	East Africa-island	189,000	96%		French	Christianity	
	Swahili	Reunion	East Africa-island	25,000	0.40%	LR	Swahili	Islam	
	Tamil, Christian	Reunion	East Africa-island	45,000	90%		Tamil	Christianity	
	Urdu, Muslim	Reunion	East Africa-island	900	0.50%	LR	Reunion Creole French	Islam	
12 Feb.	Arab	Rwanda	East Africa	2,700	2%	LR	Arabic, N. Levantine	Islam	
	Deaf	Rwanda	East Africa	133,000	89%		Language unknown	Christianity	
	Flemish	Rwanda	East Africa	3,900	65%		Vlaams	Christianity	
	French	Rwanda	East Africa	3,200	69%		French	Christianity	
	Gujarati, Indians	Rwanda	East Africa	1,300	0.60%	LR	Gujarati	Hinduism	
	Hima	Rwanda	East Africa	13,000	96%		Nyankore	Christianity	
	Hutu, Rundi	Rwanda	East Africa	600,000	92%		Rundi	Christianity	
	Hutu, Rwandese	Rwanda	East Africa	10,855,000	90%		Kinyarwanda	Christianity	
	Lingala, Congolese	Rwanda	East Africa	67,000	96%		Lingala	Christianity	
	Pygmy, Twa	Rwanda	East Africa	242,000	9%		Kinyarwanda	Ethnic Religions	
	Swahili	Rwanda	East Africa	6,100	0%	FR	Swahili	Islam	
13 Feb.	Tutsi	Rwanda	East Africa	1,273,000	95%		Kinyarwanda	Christianity	
	British	Seychelles	East Africa-island	2,200	65%		English	Christianity	
	Deaf	Seychelles	East Africa-island	500	96%		Language unknown	Christianity	
	French	Seychelles	East Africa-island	1,800	69%		French	Christianity	
	Han Chinese, Mandarin	Seychelles	East Africa-island	600	8%		Chinese, Mandarin	Non-Religious	
	Seychellese Creole	Seychelles	East Africa-island	91,000	98%		Seychelles Creole French	Christianity	
	Amhara, Ethiopian	Somalia	East Africa	1000	96%		Amharic	Christianity	
	Arab	Somalia	East Africa	6,500	3%	LR	Arabic, N. Levantine	Islam	
	Arab, Omani	Somalia	East Africa	92,000	0.50%	LR	Arabic, Omani	Islam	





Seychellese Creole



Pray Daily:	People Group Name:	Country Name:	Area-Region Name:	People Group Population:	%Percent Christian	LR FR	Primary Language:	Primary Religion:	People Group Photos:
14 Feb.	Arab, Yemeni	Somalia	East Africa	22,000	0.50%	LR	Arabic, Taizzi-Adeni	Islam	
	Aweer	Somalia	East Africa	300	2%	LR	Aweer	Islam	
	Bajuni	Somalia	East Africa	11,000	0%	FR	Swahili	Islam	
	Baloch, Southern	Somalia	East Africa	9,700	0.40%	LR	Balochi, Southern	Islam	
	Dabarre	Somalia	East Africa	34,000	0	FR	Dabarre	Islam	
	Deaf	Somalia	East Africa	164,000	0.33%	LR	Language unknown	Islam	
	Garre	Somalia	East Africa	117,000	0	FR	Garre	Islam	
	Italian	Somalia	East Africa	7,700	83%		Italian	Christianity	
	Jiiddo	Somalia	East Africa	34,000	0	FR	Jiiddu	Islam	
<b>Rahanweyn</b>									
15 Feb.	Madhiban	Somalia	East Africa	7,300	0	FR	Somali	Ethnic Religions	
	Mahra	Somalia	East Africa	4,300	0	FR	Mehri	Islam	
	Mushunguli	Somalia	East Africa	34,000	1%	LR	Mushungulu	Islam	
	Oromo, Southern	Somalia	East Africa	91,000	2%	LR	Oromo, Borana-Arsi-Guji	Islam	
	Rahanweyn	Somalia	East Africa	2,075,000	0.01%	FR	Maay	Islam	
	Somali	Somalia	East Africa	12,430,000	0.30%	LR	Somali	Islam	
	Somali Bantu	Somalia	East Africa	792,000	0.01%	FR	Maay	Islam	
	South Asian, general	Somalia	East Africa	23,000	0.25%	LR	Gujarati	Islam	
	Swahili, Barawani	Somalia	East Africa	272,000	0	FR	Swahili	Islam	
	Tunni	Somalia	East Africa	34,000	0	FR	Tunni	Islam	
<b>Somali</b>									
16 Feb.	Acholi, Shuli	South Sudan	East Africa	81,000	89%		Acholi	Christianity	
	Ageer	South Sudan	East Africa	23,000	15%		Dinka, Northeastern	Ethnic Religions	
	Aja, Ajagbe	South Sudan	East Africa	300	6%		Aja	Islam	
	Anuak	South Sudan	East Africa	121,000	15%		Anuak	Ethnic Religions	
	Arab, Mongallese	South Sudan	East Africa	222,000	2%	LR	Arabic, Sudanese Creole	Islam	
	Arab, Sudanese	South Sudan	East Africa	345,000	2%	LR	Arabic, Sudanese	Islam	
	Avukaya	South Sudan	East Africa	68,000	65%		Avokaya	Christianity	
	Azande	South Sudan	East Africa	901,000	85%		Zande	Christianity	
	Bai, Bari	South Sudan	East Africa	6,500	14%		Bai	Ethnic Religions	
<b>Arab, Sudanese</b>									
17 Feb.	Banda, Mid-Southern	South Sudan	East Africa	2,600	25%		Banda, Mid-Southern	Ethnic Religions	
	Banda, Togbo-Vara	South Sudan	East Africa	2,100	10%		Banda, Togbo-Vara	Islam	
	Banda, West Central	South Sudan	East Africa	5,600	18%		Banda, West Central	Ethnic Religions	
	Banda-Banda	South Sudan	East Africa	3,700	25%		Banda-Banda	Ethnic Religions	
	Banda-Mbres	South Sudan	East Africa	7,400	35%		Banda-Mbres	Ethnic Religions	
	Banda-Ndele	South Sudan	East Africa	1,700	60%		Banda-Ndele	Christianity	
	Bari	South Sudan	East Africa	690,000	95%		Bari	Christianity	
	Belanda Bor	South Sudan	East Africa	24,000	16%		Belanda Bor	Ethnic Religions	
<b>Azande</b>									







Pray Daily:	People Group Name:	Country Name:	Area-Region Name:	People Group Population:	%Percent Christian	LR FR	Primary Language:	Primary Religion:	People Group Photos:
18 Feb.	Beli, Jur Beli	South Sudan	East Africa	56,000	40%		Beli	Ethnic Religions	
	Biykol	South Sudan	East Africa	500	10%		Komo	Ethnic Religions	
	Bongo	South Sudan	East Africa	19,000	45%		Bongo	Ethnic Religions	
	Bug, Mangayat	South Sudan	East Africa	600	20%		Mangayat	Islam	
	Buldit	South Sudan	East Africa	6,800	15%		T'apo	Ethnic Religions	
	Chinese, general	South Sudan	East Africa	1,600	20%		Chinese, Mandarin	Ethnic Religions	
	Daasanach	South Sudan	East Africa	4,200	35%		Daasanach	Ethnic Religions	
	Deaf	South Sudan	East Africa	97,000	61%		Language unknown	Christianity	
	Dhr Thuri, Wada	South Sudan	East Africa	6,700	14%		Thuri	Ethnic Religions	
19 Feb.	Di'dinga, Xaroxa	South Sudan	East Africa	92,000	18%		Didinga	Ethnic Religions	Di'dinga, Xaroxa
	Dinka, Central	South Sudan	East Africa	50,000	14%		Dinka, South Central	Ethnic Religions	
	Dinka, Northeastern	South Sudan	East Africa	811,000	80%		Dinka, Northeastern	Christianity	
	Dinka, Northwestern	South Sudan	East Africa	86,000	65%		Dinka, Northwestern	Christianity	
	Dinka, South Central	South Sudan	East Africa	721,000	80%		Dinka, South Central	Christianity	
	Dinka, Southeastern	South Sudan	East Africa	889,000	75%		Dinka, Southeastern	Christianity	
	Dinka, Southwestern	South Sudan	East Africa	1,266,000	79%		Dinka, Southwestern	Christianity	
	Dongotono	South Sudan	East Africa	4,300	95%		Dongotono	Christianity	
	Gweri, Mo'da	South Sudan	East Africa	1,300	15%		Mo'da	Ethnic Religions	
20 Feb.	Homa	South Sudan	East Africa	4,100	15%		Arabic, Sudanese	Ethnic Religions	
	Indri, Yanderika	South Sudan	East Africa	600	25%		Indri	Islam	
	Jumjum	South Sudan	East Africa	6,100	12%		Jumjum	Ethnic Religions	
	Jur Modo	South Sudan	East Africa	166,000	15%		Jur Modo	Ethnic Religions	
	Kakwa, Bari Kakwa	South Sudan	East Africa	138,000	65%		Kakwa	Christianity	
	Kaligi, Feroqe	South Sudan	East Africa	24,000	20%		Feroqe	Islam	
	Kaliko	South Sudan	East Africa	28,000	25%		Keliko	Ethnic Religions	
	Koguru	South Sudan	East Africa	400	65%		Zande	Christianity	
	Komo	South Sudan	East Africa	24,000	15%		Komo	Ethnic Religions	
21 Feb.	Kresh, Kparla	South Sudan	East Africa	14,000	17%		Gbaya	Islam	
	Kuku	South Sudan	East Africa	179,000	75%		Kuku	Christianity	
	Kuku, Bari	South Sudan	East Africa	29,000	70%		Bari	Christianity	
	Lafon, Pari	South Sudan	East Africa	71,000	12%		Pari	Ethnic Religions	
	Langgo	South Sudan	East Africa	59,000	55%		Lango	Christianity	
	Lokoya, Owoi	South Sudan	East Africa	79,000	20%		Lokoya	Ethnic Religions	
	Lopid, Lafit	South Sudan	East Africa	108,000	20%		Lopit	Ethnic Religions	
	Lotuho, Latuka	South Sudan	East Africa	281,000	45%		Otuho	Ethnic Religions	
	Luwo	South Sudan	East Africa	238,000	35%		Luwo	Ethnic Religions	



Pray Daily:	People Group Name:	Country Name:	Area-Region Name:	People Group Population:	%Percent Christian	LR FR	Primary Language:	Primary Religion:	People Group Photos:
22 Feb.	Ma'adi	South Sudan	East Africa	30,000	86%		Ma'di	Christianity	
	Maaban	South Sudan	East Africa	83,000	15%		Mabaan	Ethnic Religions	
	Mondari, Chir	South Sudan	East Africa	60,000	75%		Mandari	Christianity	
	Morokodo, Ma'di	South Sudan	East Africa	43,000	15%		Morokodo	Ethnic Religions	
	Moru, Kala Moru	South Sudan	East Africa	213,000	70%		Moru	Christianity	
	Mundu	South Sudan	East Africa	21,000	25%		Mundu	Ethnic Religions	
	Murle	South Sudan	East Africa	181,000	10%		Murle	Ethnic Religions	
	Narim, Lariminit	South Sudan	East Africa	6,600	20%		Narim	Ethnic Religions	
	Ndogo	South Sudan	East Africa	44,000	55%		Ndogo	Christianity	
23 Feb.	Njalgulgule	South Sudan	East Africa	2,000	4%	LR	Njalgulgule	Islam	
	Nuer	South Sudan	East Africa	1,432,000	25%		Nuer	Ethnic Religions	
	Nyamusa-Molo	South Sudan	East Africa	1,400	18%		Nyamusa-Molo	Ethnic Religions	
	Nyangatom	South Sudan	East Africa	11,000	3.50%	LR	Nyangatom	Ethnic Religions	
	Olubogo, Ondoe Luloba	South Sudan	East Africa	30,000	40%		Olu'bo	Ethnic Religions	
	Opo	South Sudan	East Africa	6,800	10%		T'apo	Ethnic Religions	
	Reel, Atwot	South Sudan	East Africa	104,000	14%		Reel	Ethnic Religions	
	Shilluk, Dhocolo	South Sudan	East Africa	517,000	45%		Shilluk	Ethnic Religions	
	Suri, Kacipo-Balesi	South Sudan	East Africa	4,300	3%	LR	Kacipo-Balesi	Ethnic Religions	
24 Feb.	Tara Baaka, Mbaka	South Sudan	East Africa	56,000	65%		Baka	Christianity	
	Tennet	South Sudan	East Africa	11,000	8%		Tennet	Ethnic Religions	
	Toposa	South Sudan	East Africa	281,000	90%		Toposa	Christianity	
	Uduk	South Sudan	East Africa	9,900	20%		Uduk	Ethnic Religions	
	Viri, Belanda Viri	South Sudan	East Africa	67,000	20%		Belanda Viri	Ethnic Religions	
	Yulu	South Sudan	East Africa	2,600	25%		Yulu	Ethnic Religions	
	Acheron	Sudan	East Africa	22,000	5%	LR	Acheron	Islam	
	Afitti, Ditti	Sudan	East Africa	5,100	0%	FR	Afitti	Islam	
	Aka	Sudan	East Africa	1,100	5%	LR	Aka	Islam	
25 Feb.	Amhara, Ethiopian	Sudan	East Africa	109,000	65%		Amharic	Christianity	
	Amri	Sudan	East Africa	88,000	0%	FR	Arabic, Sudanese	Islam	
	Arab, Egyptian	Sudan	East Africa	729,000	9%		Arabic, Egyptian	Islam	
	Arab, Sudanese	Sudan	East Africa	14,287,000	10%		Arabic, Sudanese	Islam	
	Arab, Syrian	Sudan	East Africa	106,000	8%		Arabic, N. Levantine	Islam	
	Arab, Yemeni	Sudan	East Africa	28,000	0%	FR	Arabic, Taizzi-Adeni	Islam	
	Armenian	Sudan	East Africa	1,600	94%		Armenian	Christianity	
	Awlad Hassan	Sudan	East Africa	142,000	0%	FR	Arabic, Sudanese	Islam	
	Baggara, Fertit	Sudan	East Africa	14,000	0%	FR	Arabic, Sudanese	Islam	

Pray Daily:	People Group Name:	Country Name:	Area-Region Name:	People Group Population:	%Percent Christian	LR FR	Primary Language:	Primary Religion:	People Group Photos:
26 Feb.	Baggara, Habbania	Sudan	East Africa	396,000	0%	FR	Arabic, Sudanese	Islam	
	Baggara, Messiria	Sudan	East Africa	642,000	0%	FR	Arabic, Sudanese	Islam	
	Baggara, Selim	Sudan	East Africa	70,000	0%	FR	Arabic, Sudanese	Islam	
	Baggara, Shuwa Arab	Sudan	East Africa	113,000	0%	FR	Arabic, Sudanese	Islam	
	Batahin	Sudan	East Africa	286,000	0.10%	FR	Arabic, Sudanese	Islam	
	Baya, Gbaya	Sudan	East Africa	15,000	65%		Gbaya, Northwest	Christianity	
	Baygo	Sudan	East Africa	1,300	0%	FR	Arabic, Sudanese	Islam	
	Bederia	Sudan	East Africa	1,010,000	0%	FR	Arabic, Sudanese	Islam	
	Beja, Bedawi	Sudan	East Africa	2,326,000	0%	FR	Bedawiyet	Islam	
27 Feb.	Beja, Bisharin	Sudan	East Africa	39,000	0%	FR		Islam	
	Beja, Hadendoa	Sudan	East Africa	78,000	0%	FR	Bedawiyet	Islam	
	Berta, Benishangul	Sudan	East Africa	244,000	20%		Berta	Ethnic Religions	
	Berti	Sudan	East Africa	345,000	0.01%	FR	Arabic, Sudanese	Islam	
	Bideyat	Sudan	East Africa	12,000	0%	FR	Zaghawa	Islam	
	Birgid, Arabized	Sudan	East Africa	167,000	0%	FR	Arabic, Sudanese	Islam	
	Bokoruge	Sudan	East Africa	8,800	0%	FR	Daju, Dar Sila	Islam	
	Burun, Arabized	Sudan	East Africa	150,000	0%	FR	Arabic, Sudanese	Islam	
	Burun, Lange	Sudan	East Africa	51,000	0%	FR	Burun	Islam	
28 Feb.	Chinese, general	Sudan	East Africa	6,600	15%		Chinese, Mandarin	Ethnic Religions	
	Dair, Thaminyi	Sudan	East Africa	3,000	0%	FR	Dair	Islam	
	Daju, Dar Fur	Sudan	East Africa	110,000	0%	FR	Daju, Dar Fur	Islam	
	Dar Hamid	Sudan	East Africa	808,000	0%	FR	Arabic, Sudanese	Islam	
	Deaf	Sudan	East Africa	449,000	5%	LR	Language unknown	Islam	
	Debri, Wei	Sudan	East Africa	2,500	0%	FR	Dilling	Islam	
	Delen, Warki	Sudan	East Africa	13,000	0.50%	LR	Dilling	Islam	
	Dilling, Arabized	Sudan	East Africa	86,000	0%	FR	Arabic, Sudanese	Islam	
	Dubasiyin	Sudan	East Africa	119,000	0%	FR	Arabic, Sudanese	Islam	
1 Mar.	El Hugeirat	Sudan	East Africa	3200	0%	FR	El Hugeirat	Islam	
	Eliri, Nding	Sudan	East Africa	9,200	2%	LR	Arabic, Sudanese	Islam	
	Fezara, Juhayna	Sudan	East Africa	354,000	0%	FR	Arabic, Sudanese	Islam	
	Fulani, Sudanese	Sudan	East Africa	224,000	0%	FR	Fulfulde, Adamawa	Islam	
	Fungor	Sudan	East Africa	6,800	0%	FR	Ko	Islam	
	Fur, Forok	Sudan	East Africa	1,210,000	0%	FR	Fur	Islam	
	Gaaliin	Sudan	East Africa	3,590,000	7%		Arabic, Sudanese	Islam	
	Ganza	Sudan	East Africa	3,700	2.60%		Ganza	Ethnic Religions	
	Garko, Kithonirishe	Sudan	East Africa	33,000	1%	LR	Karko	Islam	

Pray Daily:	People Group Name:	Country Name:	Area-Region Name:	People Group Population:	%Percent Christian	LR FR	Primary Language:	Primary Religion:	People Group Photos:
2 Mar.	Gawamaa	Sudan	East Africa	1,045,000	0%	FR	Arabic, Sudanese	Islam	
	Ghulfan, Arabized	Sudan	East Africa	51,000	0%	FR	Arabic, Sudanese	Islam	
	Gimma, Jam'a	Sudan	East Africa	173,000	0.10%	FR	Arabic, Sudanese	Islam	
	Guhayna	Sudan	East Africa	2,173,000	0%	FR	Arabic, Sudanese	Islam	
	Gula, Kara	Sudan	East Africa	2,300	20%		Gula	Islam	
	Gulud	Sudan	East Africa	36,000	0.50%	LR	Arabic, Sudanese	Islam	
	Gumuz, Shanqilla	Sudan	East Africa	98,000	12%		Gumuz	Ethnic Religions	
	Hamar	Sudan	East Africa	482,000	0.02%	FR	Arabic, Sudanese	Islam	
	Hasania	Sudan	East Africa	767,000	1.40%	LR	Arabic, Sudanese	Islam	
3 Mar.	Hausa	Sudan	East Africa	119,000	0.01%	FR	Hausa	Islam	
	Hawawir	Sudan	East Africa	260,000	0%	FR	Arabic, Sudanese	Islam	
	Heiban, Ebang	Sudan	East Africa	11,000	70%		Heiban	Christianity	
	Husseinat	Sudan	East Africa	182,000	0%	FR	Arabic, Sudanese	Islam	
	Ingessana, Gaam	Sudan	East Africa	114,000	0.50%	LR	Gaam	Ethnic Religions	
	Jomang, Talodi	Sudan	East Africa	3,600	5%	LR	Talodi	Islam	
	Jule	Sudan	East Africa	2,500	2%	LR	Arabic, Sudanese	Islam	
	Jumjum, Berin	Sudan	East Africa	87,000	2%	LR	Jumjum	Ethnic Religions	
	Kababish	Sudan	East Africa	445,000	0%	FR	Arabic, Sudanese	Islam	
4 Mar.	Kadaru	Sudan	East Africa	30,000	0%	FR	Kadaru	Islam	
	Kadaru, Arabized	Sudan	East Africa	54,000	0%	FR	Arabic, Sudanese	Islam	
	Kadugli, Arabized	Sudan	East Africa	249,000	8%		Arabic, Sudanese	Islam	
	Kanga, Kufo	Sudan	East Africa	17,000	1%	LR	Kanga	Islam	
	Kanuri, Yerwa	Sudan	East Africa	388,000	0%	FR	Kanuri, Central	Islam	
	Karko, Arabized	Sudan	East Africa	28,000	1%	LR	Arabic, Sudanese	Islam	
	Katcha-Kadugli-Miri	Sudan	East Africa	77,000	10%		Katcha-Kadugli-Miri	Ethnic Religions	
	Katla, Akalak	Sudan	East Africa	36,000	3%	LR	Katla	Islam	
	Kawahia, Fezara	Sudan	East Africa	1,041,000	0.01%	FR	Arabic, Sudanese	Islam	
5 Mar.	Keiga	Sudan	East Africa	10,000	1%	LR	Keiga	Islam	
	Keiga Jirru	Sudan	East Africa	5,300	0%	FR	Tese	Islam	
	Kelo, Tornasi	Sudan	East Africa	200	8%		Kelo	Islam	
	Kerarish	Sudan	East Africa	51,000	0%	FR	Arabic, Sudanese	Islam	
	Kimr	Sudan	East Africa	173,000	0%	FR	Tama	Islam	
	Kineenawi	Sudan	East Africa	34,000	0%	FR	Arabic, Sudanese	Islam	
	Koalib	Sudan	East Africa	115,000	55%		Koalib	Christianity	
	Komo	Sudan	East Africa	9,100	5%	LR	Komo	Ethnic Religions	
	Kresh	Sudan	East Africa	31,000	30%		Gbaya	Islam	





Gawamaa

Guhayna




Kawahia, Fezara

Kimr










Pray Daily:	People Group Name:	Country Name:	Area-Region Name:	People Group Population:	%Percent Christian	LR FR	Primary Language:	Primary Religion:	People Group Photos:
6 Mar.	Krongo, Tabanya	Sudan	East Africa	55,000	3%	LR	Krongo	Ethnic Religions	
	Kunama	Sudan	East Africa	27,000	25%		Kunama	Islam	
	Kuraan	Sudan	East Africa	43,000	20%		Arabic, Algerian Saharan	Islam	
	Lafofa	Sudan	East Africa	1,000	3%	LR	Lafofa	Islam	
	Lahawin	Sudan	East Africa	209,000	0%	FR	Arabic, Sudanese	Islam	
	Laru, Al-leira	Sudan	East Africa	47,000	70%		Laro	Christianity	
	Logol, Lukha	Sudan	East Africa	13,000	25%		Logol	Ethnic Religions	
	Logorif, Liguri	Sudan	East Africa	7,500	2%	LR	Logorik	Ethnic Religions	
	Lomon	Sudan	East Africa	16,000	2%	LR	Lumun	Islam	
7 Mar.	Maalia	Sudan	East Africa	129,000	0%	FR	Arabic, Sudanese	Islam	Masalit
	Maba, Borgu	Sudan	East Africa	28,000	1%	LR	Maba	Islam	
	Manasir	Sudan	East Africa	75,000	0%	FR	Arabic, Sudanese	Islam	
	Mandala	Sudan	East Africa	34,000	3%	LR	Arabic, Sudanese	Islam	
	Mararit, Abiyi	Sudan	East Africa	38,000	0%	FR	Mararit	Islam	
	Mararit, Arabized	Sudan	East Africa	116,000	0%	FR	Arabic, Sudanese	Islam	
	Masakin, Dagik	Sudan	East Africa	67,000	2%	LR	Dagik	Ethnic Religions	
	Masalit	Sudan	East Africa	468,000	0%	FR	Masalit	Islam	
	Me'en	Sudan	East Africa	2,700	25%		Me'en	Ethnic Religions	
8 Mar.	Midob, Tidda Arabized	Sudan	East Africa	100,000	0%	FR	Arabic, Sudanese	Islam	
	Midobi, Tid-n-Aal	Sudan	East Africa	92,000	0%	FR	Midob	Islam	
	Mimi, Amdang	Sudan	East Africa	64,000	0%	FR	Amdang	Islam	
	Miri	Sudan	East Africa	5,100	1%	LR	Katcha-Kadugli-Miri	Islam	
	Molo, Malkan	Sudan	East Africa	200	1%	LR	Molo	Islam	
	Moro Hills	Sudan	East Africa	2,900	2%	LR	Tocho	Islam	
	Moro, Dhimorong	Sudan	East Africa	80,000	70%		Moro	Christianity	
	Moroccan, Arabic	Sudan	East Africa	273,000	0%	FR	Arabic, Moroccan	Islam	
	Ngambay	Sudan	East Africa	14,000	60%		Ngambay	Christianity	
								Moroccan, Arabic	
9 Mar.	Ngile, Masakin	Sudan	East Africa	102,000	0.70%	LR	Ngile	Ethnic Religions	
	Nubian, Dongola	Sudan	East Africa	78,000	0%	FR	Andaandi	Islam	
	Nubian, Fedicca-Mohas	Sudan	East Africa	569,000	0%	FR	Nobiin	Islam	
	Nyiman, Ama	Sudan	East Africa	174,000	2%	LR	Ama	Islam	
	Nyimang, Arabized	Sudan	East Africa	165,000	1%	LR	Arabic, Sudanese	Islam	
	Oromo, Wellega / Mecha	Sudan	East Africa	107,000	35%		Oromo, West Central	Ethnic Religions	
	Otoro Nuba, Kawama	Sudan	East Africa	16,000	20%		Otoro	Islam	
	Rashaida	Sudan	East Africa	126,000	0%	FR	Arabic, Sudanese	Islam	
	Rizeigat	Sudan	East Africa	373,000	0%	FR	Arabic, Sudanese	Islam	
								Nubian, Fedicca-Mohas	



Pray Daily:	People Group Name:	Country Name:	Area-Region Name:	People Group Population:	%Percent Christian	LR FR	Primary Language:	Primary Religion:	People Group Photos:
10 Mar.	Rubatab	Sudan	East Africa	75,000	0%	FR	Arabic, Sudanese	Islam	
	Rufaa, Rufaiyin	Sudan	East Africa	617,000	0.20%	LR	Arabic, Sudanese	Islam	
	Shaikia, Arabized	Sudan	East Africa	1,053,000	0.30%	LR	Arabic, Sudanese	Islam	
	Shatt	Sudan	East Africa	33,000	2%	LR	Shatt	Islam	
	Sherifi	Sudan	East Africa	209,000	5%	FR	Arabic, Sudanese	Islam	
	Shukria	Sudan	East Africa	247,000	0.30%	LR	Arabic, Sudanese	Islam	
	Shwai, Shirumba	Sudan	East Africa	7,700	25%		Shwai	Islam	
	Sokoro, Tunjur	Sudan	East Africa	2,100	0%	LR	Sokoro	Islam	
	Somali	Sudan	East Africa	1,900	1%	LR	Somali	Islam	
11 Mar.	Sungor	Sudan	East Africa	22,000	0%	FR	Assangori	Islam	Shaikia, Arabized
	Swahili	Sudan	East Africa	25,000	0%	FR	Swahili	Islam	
	Tagale, Arabized	Sudan	East Africa	113,000	0%	FR	Arabic, Sudanese	Islam	
	Tagoy	Sudan	East Africa	29,000	1%	LR	Tagoi	Islam	
	Tama	Sudan	East Africa	80,000	0%	FR	Tama	Islam	
	Temain, Ronge	Sudan	East Africa	18,000	2%	LR	Temein	Islam	
	Temein, Arabized	Sudan	East Africa	47,000	1%	LR	Arabic, Sudanese	Islam	
	Tigray, Tigrinya	Sudan	East Africa	54,000	90%		Tigrigna	Christianity	
	Tigre, Xasa	Sudan	East Africa	21,000	0.10%	FR	Tigre	Islam	
12 Mar.	Tima, Lomorik	Sudan	East Africa	6,700	0%	FR	Tima	Islam	
	Tingal, Lajakja	Sudan	East Africa	21,000	0%	FR	Tegali	Islam	
	Tira, Arabized	Sudan	East Africa	145,000	0.50%	LR	Arabic, Sudanese	Islam	
	Tira, Thiro	Sudan	East Africa	35,000	2%	LR	Tira	Islam	
	Togole	Sudan	East Africa	90,000	0%	FR	Tegali	Islam	
	Tubu, Teda	Sudan	East Africa	11,000	0%	FR	Tedaga	Islam	
	Tukam	Sudan	East Africa	5,500	0%	FR	Tagoi	Islam	
	Tulishi	Sudan	East Africa	2,800	1%	LR	Tulishi	Ethnic Religions	
	Tulishi, Kamdang	Sudan	East Africa	900	1%	LR	Tulishi	Ethnic Religions	
13 Mar.	Tumtum	Sudan	East Africa	17,000	4%	LR	Tumtum	Ethnic Religions	
	Tungur	Sudan	East Africa	245,000	0%	FR	Arabic, Sudanese	Islam	
	Turk	Sudan	East Africa	3,600	0%	FR	Turkish	Islam	
	Turum	Sudan	East Africa	2,600	0%	FR	Tagoi	Islam	
	Uduk	Sudan	East Africa	24,000	22%		Uduk	Ethnic Religions	
	Umm Heitan	Sudan	East Africa	29,000	2%	LR	Koalib	Islam	
	Uncu, Ghulfan	Sudan	East Africa	41,000	0%	FR	Ghulfan	Islam	
	Wali	Sudan	East Africa	19,000	2%	LR	Wali	Islam	
	Wali, Arabized	Sudan	East Africa	59,000	1%	LR	Arabic, Sudanese	Islam	

Tigre, Xasa





Pray Daily:	People Group Name:	Country Name:	Area-Region Name:	People Group Population:	%Percent Christian	LR FR	Primary Language:	Primary Religion:	People Group Photos:
14 Mar.	Warnang, Werni	Sudan	East Africa	5,700	5%	LR	Warnang	Ethnic Religions	
	Yazeed	Sudan	East Africa	483,000	0%	FR	Arabic, Sudanese	Islam	
	Yulu	Sudan	East Africa	7,300	40%		Yulu	Christianity	
	Zaghawa	Sudan	East Africa	121,000	0%	FR	Zaghawa	Islam	
	Zaghawa, Arabized	Sudan	East Africa	153,000	0%	FR	Arabic, Sudanese	Islam	
	Alagwa	Tanzania	East Africa	58,000	0.02%	FR	Alagwa	Islam	
	Arab	Tanzania	East Africa	270,000	5%	LR	Swahili	Islam	
	Assa	Tanzania	East Africa	700	5%	LR	Maasai	Ethnic Religions	
	Baganda	Tanzania	East Africa	60,000	80%		Ganda	Christianity	
15 Mar.	Bajuni	Tanzania	East Africa	24,000	0%	FR	Swahili	Islam	Yazeed
	Bemba	Tanzania	East Africa	5,500	95%		Bemba	Christianity	
	Bembe	Tanzania	East Africa	30,000	85%		Bembe	Christianity	
	Bena	Tanzania	East Africa	1,285,000	96%		Bena	Christianity	
	Bende	Tanzania	East Africa	55,000	45%		Bende	Islam	
	Bondei	Tanzania	East Africa	102,000	32%		Bondei	Islam	
	British	Tanzania	East Africa	9,600	60%		English	Christianity	
	Bungu	Tanzania	East Africa	103,000	80%		Bungu	Christianity	
	Burungi	Tanzania	East Africa	39,000	15%		Burunge	Ethnic Religions	
16 Mar.	Chagga	Tanzania	East Africa	1,190,000	93%		Mochi	Christianity	
	Chingoni	Tanzania	East Africa	266,000	70%		Chingoni	Christianity	
	Dabida Taita	Tanzania	East Africa	28,000	68%		Dawida	Christianity	
	Datooga	Tanzania	East Africa	14,000	25%		Datooga	Ethnic Religions	
	Datooga, Barabaig	Tanzania	East Africa	175,000	6%		Datooga	Ethnic Religions	
	Deaf	Tanzania	East Africa	613,000	54%		Tanzanian Sign Lang.	Christianity	
	Dhaiso	Tanzania	East Africa	10,000	1%	LR	Dhaiso	Islam	
	Doe	Tanzania	East Africa	10,000	20%		Doe	Islam	
	Fipa	Tanzania	East Africa	369,000	95%		Fipa	Christianity	
17 Mar.	French	Tanzania	East Africa	2,800	61%		French	Christianity	
	German	Tanzania	East Africa	14,000	64%		German, Standard	Christianity	
	Gogo	Tanzania	East Africa	2,622,000	79%		Gogo	Christianity	
	Gorowa, Fiome	Tanzania	East Africa	102,000	65%		Gorowa	Christianity	
	Greek	Tanzania	East Africa	35,000	91%		Greek	Christianity	
	Gujarati	Tanzania	East Africa	512,000	0.50%	LR	Gujarati	Hinduism	
	Gujarati Creole	Tanzania	East Africa	87,000	3%	LR	Cutchi-Swahili	Islam	
	Gusii	Tanzania	East Africa	700	75%		Ekegusii	Christianity	
	Gweno	Tanzania	East Africa	3,900	95%		Gweno	Christianity	





Pray Daily:	People Group Name:	Country Name:	Area-Region Name:	People Group Population:	%Percent Christian	LR FR	Primary Language:	Primary Religion:	People Group Photos:
18 Mar.	Ha	Tanzania	East Africa	1,971,000	60%		Ha	Christianity	
	Hadzabi	Tanzania	East Africa	1,300	5%	LR	Hadza	Ethnic Religions	
	Han Chinese, Mandarin	Tanzania	East Africa	106,000	7%		Chinese, Mandarin	Non-Religious	
	Hangaza	Tanzania	East Africa	429,000	90%		Hangaza	Christianity	
	Haya, Ziba	Tanzania	East Africa	2,341,000	81%		Haya	Christianity	
	Hehe	Tanzania	East Africa	1,467,000	96%		Hehe	Christianity	
	Hima	Tanzania	East Africa	14,000	94%		Nyankore	Christianity	
	Hindi	Tanzania	East Africa	70,000	0.40%	LR	Hindi	Hinduism	
	Hutu, Rundi	Tanzania	East Africa	665,000	97%		Rundi	Christianity	
19 Mar.	Hutu, Rwandese	Tanzania	East Africa	53,000	95%		Kinyarwanda	Christianity	Hehe
	Ikizu	Tanzania	East Africa	98,000	35%		Ikizu	Ethnic Religions	
	Ikoma, Nata	Tanzania	East Africa	63,000	95%		Ikoma-Nata-Isenye	Christianity	
	Iramba, Nyilamba	Tanzania	East Africa	833,000	55%		Nilamba	Christianity	
	Iraqw, Mbulu	Tanzania	East Africa	898,000	41%		Iraqw	Ethnic Religions	
	Isanzu	Tanzania	East Africa	93,000	45%		Isanzu	Ethnic Religions	
	Jew, Swahili Speaking	Tanzania	East Africa	500	0%	FR	Swahili	Judaism	
	Jita	Tanzania	East Africa	361,000	45%		Jita	Ethnic Religions	
	Kabwa	Tanzania	East Africa	21,000	10%		Kabwa	Ethnic Religions	
20 Mar.	Kachchi, Asian	Tanzania	East Africa	70,000	1%	LR	Kacchi	Hinduism	Iraqw, Mbulu
	Kagulu, North. Sagara	Tanzania	East Africa	408,000	60%		Kagulu	Christianity	
	Kahe	Tanzania	East Africa	7,700	94%		Kahe	Christianity	
	Kalanga	Tanzania	East Africa	17,000	95%		Kalanga	Christianity	
	Kamba	Tanzania	East Africa	13,000	70%		Kamba	Christianity	
	Kami	Tanzania	East Africa	33,000	5%	LR	Kami	Islam	
	Kara, Regi	Tanzania	East Africa	246,000	25%		Kara	Ethnic Religions	
	Kerewe	Tanzania	East Africa	286,000	95%		Kerewe	Christianity	
	Kikuyu	Tanzania	East Africa	27,000	88%		Gikuyu	Christianity	
21 Mar.	Kimbu, Yanzi	Tanzania	East Africa	223,000	75%		Kimbu	Christianity	
	Kinga	Tanzania	East Africa	258,000	85%		Kinga	Christianity	
	Kisankasa	Tanzania	East Africa	13,000	3%	LR	Kisankasa	Ethnic Religions	
	Kisi	Tanzania	East Africa	19,000	45%		Kisi	Ethnic Religions	
	Konongo	Tanzania	East Africa	146,000	71%		Konongo	Christianity	
	Kuria	Tanzania	East Africa	749,000	76%		Kuria	Christianity	
	Kutu	Tanzania	East Africa	129,000	3%	LR	Kutu	Islam	
	Kwaya	Tanzania	East Africa	201,000	45%		Kwaya	Ethnic Religions	
	Kwere	Tanzania	East Africa	288,000	22%		Kwere	Islam	











Pray Daily:	People Group Name:	Country Name:	Area-Region Name:	People Group Population:	%Percent Christian	LR FR	Primary Language:	Primary Religion:	People Group Photos:
26 Mar.	Nyamwanga	Tanzania	East Africa	1,804,000	85%		Nyamwanga	Christianity	
	Nyamwezi, Nyanyembe	Tanzania	East Africa	48,000	34%		Nyamwezi	Islam	
	Nyanja, Chewa	Tanzania	East Africa	21,000	88%		Chichewa	Christianity	
	Nyankore	Tanzania	East Africa	442,000	87%		Nyankore	Christianity	
	Nyiha, Tanzania	Tanzania	East Africa	39,000	40%		Nyiha, Tanzania	Ethnic Religions	
	Nyika, Tanzania	Tanzania	East Africa	179,000	10%		Nyika, Tanzania	Islam	
	Pangwa	Tanzania	East Africa	979,000	85%		Pangwa	Christianity	
	Pare, Asu	Tanzania	East Africa	83,000	40%		Asu	Islam	
	Pimbwe	Tanzania	East Africa	529,000	80%		Pimbwe	Christianity	
27 Mar.	Pogoro	Tanzania	East Africa	1,300	83%		Pogolo	Christianity	Nyamwezi, Nyanyembe 
	Portuguese	Tanzania	East Africa	70,000	94%		Portuguese	Christianity	
	Punjabi	Tanzania	East Africa	700,000	1%	LR	Punjabi, Eastern	Sikh	
	Rangi	Tanzania	East Africa	210,000	20%		Langi	Islam	
	Rombo	Tanzania	East Africa	573,000	60%		Rombo	Ethnic Religions	
	Rufiji	Tanzania	East Africa	51,000	9%		Rufiji	Islam	
	Rungwa	Tanzania	East Africa	5,800	74%		Rungwa	Christianity	
	Ruwila	Tanzania	East Africa	452,000	55%		Ruwila	Christianity	
	Safwa	Tanzania	East Africa	226,000	5%		Safwa	Ethnic Religions	
28 Mar.	Sagara	Tanzania	East Africa	78,000	15%		Sagala	Ethnic Religions	Shirazi 
	Sandawe	Tanzania	East Africa	214,000	15%		Sandawe	Ethnic Religions	
	Sangu	Tanzania	East Africa	20,000	25%		Sangu	Ethnic Religions	
	Segeju	Tanzania	East Africa	20,000	0.03%	FR	Segeju	Islam	
	Shambala	Tanzania	East Africa	1,273,000	45%		Shambala	Islam	
	Shirazi	Tanzania	East Africa	662,000	0%	FR	Swahili	Islam	
	Shubi	Tanzania	East Africa	102,000	92%		Shubi	Christianity	
	Soga	Tanzania	East Africa	5,600	86%		Soga	Christianity	
	Somali	Tanzania	East Africa	70,000	0%	FR	Somali	Islam	
29 Mar.	Suba-Simbiti	Tanzania	East Africa	154,000	70%		Suba-Simbiti	Christianity	Sukuma 
	Subi	Tanzania	East Africa	109,000	10%		Subi	Islam	
	Sukuma	Tanzania	East Africa	10,176,000	50%		Sukuma	Christianity	
	Sumbwa	Tanzania	East Africa	546,000	32%		Sumbwa	Ethnic Religions	
	Swahili	Tanzania	East Africa	781,000	1%	LR	Swahili	Islam	
	Swahili, Pemba	Tanzania	East Africa	53,000	0.30%	LR	Swahili	Islam	
	Swahili, Tumbatu	Tanzania	East Africa	87,000	0%	FR	Swahili	Islam	
	Swahili, Zanzibari	Tanzania	East Africa	14,000	0%	FR	Swahili	Islam	
	Taveta	Tanzania	East Africa	7,000	65%		Taveta	Christianity	

Pray Daily:	People Group Name:	Country Name:	Area-Region Name:	People Group Population:	%Percent Christian	LR FR	Primary Language:	Primary Religion:	People Group Photos:
30 Mar.	Temi	Tanzania	East Africa	56,000	10%		Temi	Ethnic Religions	
	Tongwe	Tanzania	East Africa	62,000	20%		Tongwe	Islam	
	Turu, Nyaturu	Tanzania	East Africa	1,088,000	82%		Nyaturu	Christianity	
	Tutsi	Tanzania	East Africa	97,000	95%		Kinyarwanda	Christianity	
	Va-Ma'a	Tanzania	East Africa	67,000	10%		Mbugu	Islam	
	Vidunda	Tanzania	East Africa	13,000	90%		Vidunda	Christianity	
	Vinza	Tanzania	East Africa	29,000	40%		Vinza	Islam	
	Vunjo	Tanzania	East Africa	700,000	93%		Vunjo	Christianity	
	Wanda	Tanzania	East Africa	69,000	70%		Wanda	Christianity	
31 Mar.	Wanji	Tanzania	East Africa	52,000	35%		Vwanji	Ethnic Religions	
	Yao, Christian	Tanzania	East Africa	95,000	94%		Yao	Christianity	
	Yao, Muslim	Tanzania	East Africa	632,000	2%	LR	Yao	Islam	
	Zanaki	Tanzania	East Africa	177,000	80%		Zanaki	Christianity	
	Zaramo	Tanzania	East Africa	1,286,000	3%	LR	Zaramo	Islam	
	Zigua	Tanzania	East Africa	831,000	9%		Zigula	Islam	
	Zinza	Tanzania	East Africa	395,000	25%		Zinza	Ethnic Religions	
	Zyoba	Tanzania	East Africa	6,800	90%		Joba	Christianity	
1 Apr.	Acholi, Shuli	Uganda	East Africa	1,970,000	97%		Acholi	Christianity	
	Alur, Lur	Uganda	East Africa	1,294,000	96%		Alur	Christianity	
	Amba	Uganda	East Africa	56,000	45%		Amba	Ethnic Religions	
	Arab, Lebanese	Uganda	East Africa	16,000	32%		Arabic, N. Levantine	Islam	
	Aringa	Uganda	East Africa	650,000	1.90%		Aringa	Islam	
	Baganda	Uganda	East Africa	8,674,000	67%		Ganda	Christianity	
	Bagwere	Uganda	East Africa	816,000	95%		Gwere	Christianity	
	Bakenyi	Uganda	East Africa	131,000	85%		Kenye	Christianity	
	Bakiga	Uganda	East Africa	3,129,000	98%		Chiga	Christianity	
	Banyole	Uganda	East Africa	719,000	75%		Nyole	Christianity	
2 Apr.	Banyoro, Nyoro	Uganda	East Africa	1,273,000	93%		Nyoro	Christianity	
	Bari	Uganda	East Africa	126,000	90%		Bari	Christianity	
	Baruli	Uganda	East Africa	250,000	92%		Ruuli	Christianity	
	Batooro	Uganda	East Africa	1,111,000	94%		Tooro	Christianity	
	Batutsi, Tutsi	Uganda	East Africa	473,000	96%		Kinyarwanda	Christianity	
	British	Uganda	East Africa	4,600	60%		English	Christianity	
	Bwisi	Uganda	East Africa	133,000	85%		Talinga-Bwisi	Christianity	
	Chinese, general	Uganda	East Africa	19,000	18%		Chinese, Mandarin	Ethnic Religions	
	Cuban	Uganda	East Africa	10,000	57%		Spanish	Christianity	

Pray Daily:	People Group Name:	Country Name:	Area-Region Name:	People Group Population:	%Percent Christian	LR FR	Primary Language:	Primary Religion:	People Group Photos:
3 Apr.	Deaf	Uganda	East Africa	471,000	85%		Ugandan Sign Lang.	Christianity	
	French	Uganda	East Africa	1,600	61%		French	Christianity	
	Goanese	Uganda	East Africa	52,000	95%		Konkani, Goan	Christianity	
	Gujarati, Ugandan	Uganda	East Africa	479,000	0%	FR	Gujarati	Hinduism	
	Gungu	Uganda	East Africa	110,000	85%		Gungu	Christianity	
	Haya	Uganda	East Africa	110,000	97%		Haya	Christianity	
	Hima	Uganda	East Africa	3,969,000	98%		Nyankore	Christianity	
	Hindi, Ugandan	Uganda	East Africa	5,900	0%	FR	Hindi	Hinduism	
	Hutu, Rundi	Uganda	East Africa	302,000	95%		Rundi	Christianity	
4 Apr.	Hutu, Rwandese	Uganda	East Africa	1,156,000	96%		Kinyarwanda	Christianity	
	Ik	Uganda	East Africa	12,000	85%		Ik	Christianity	
	Iteso	Uganda	East Africa	3,089,000	98%		Teso	Christianity	
	Kakwa, Bari Kakwa	Uganda	East Africa	239,000	69%		Kakwa	Christianity	
	Kalenjin, Pokot	Uganda	East Africa	138,000	48%		Pokoot	Ethnic Religions	
	Kaliko	Uganda	East Africa	13,000	20%		Keliko	Ethnic Religions	
	Kamba	Uganda	East Africa	10,000	92%		Kamba	Christianity	
	Karamojong, Dodoth	Uganda	East Africa	875,000	20%		Ng'akarimojong	Ethnic Religions	
	Kikuyu	Uganda	East Africa	110,000	93%		Gikuyu	Christianity	
5 Apr.	Kongo	Uganda	East Africa	5,400	94%		Koongo	Christianity	
	Konzo, Bakonjo	Uganda	East Africa	1,118,000	89%		Konzo	Christianity	
	Kuku	Uganda	East Africa	49,000	70%		Kuku	Christianity	
	Kumam, Akokolemu	Uganda	East Africa	349,000	78%		Kumam	Christianity	
	Lango	Uganda	East Africa	2,797,000	95%		Lango	Christianity	
	Lendu	Uganda	East Africa	25,000	80%		Lendu	Christianity	
	Lingala	Uganda	East Africa	26,000	95%		Lingala	Christianity	
	Lugbara, High	Uganda	East Africa	1,445,000	90%		Lugbara	Christianity	
	Luhya, Bukusu	Uganda	East Africa	49,000	70%		Lubukusu	Christianity	
6 Apr.	Luhya, Saamia	Uganda	East Africa	684,000	95%		Saamia	Christianity	
	Ma'adi	Uganda	East Africa	385,000	92%		Ma'di	Christianity	
	Madi, Southern	Uganda	East Africa	97,000	92%		Ma'di, Southern	Christianity	
	Mangbetu	Uganda	East Africa	104,000	70%		Mangbetu	Christianity	
	Masaba, Bamasaba	Uganda	East Africa	2,167,000	83%		Masaaba	Christianity	
	Meneng	Uganda	East Africa	8,000	15%		Teso	Ethnic Religions	
	Mvuba	Uganda	East Africa	1,300	50%		Mvuba	Ethnic Religions	
	Nande	Uganda	East Africa	26,000	95%		Nande	Christianity	
	Ndrulo	Uganda	East Africa	20,000	85%		Ndrulo	Christianity	





Hutu, Rwandese





Iteso

Lugbara, High

Masaba, Bamasaba



Pray Daily:	People Group Name:	Country Name:	Area-Region Name:	People Group Population:	%Percent Christian	LR FR	Primary Language:	Primary Religion:	People Group Photos:
7 Apr.	Nubian	Uganda	East Africa	38,000	0.00%	FR	Nubi	Islam	
	Nyang'i	Uganda	East Africa	18,000	10%		Ng'akarimojong	Ethnic Religions	
	Nyankore, Hororo	Uganda	East Africa	419,000	97%		Nyankore	Christianity	
	Okebu	Uganda	East Africa	71,000	75%		Ndo	Christianity	
	Olubogo, Lulba	Uganda	East Africa	2,600	85%		Olu'bo	Christianity	
	Padhola, Dama	Uganda	East Africa	633,000	95%		Adhola	Christianity	
	Plains Bira	Uganda	East Africa	2,100	5%		Bera	Ethnic Religions	
	Pygmy, Batwa	Uganda	East Africa	4,500	20%		Kinyarwanda	Ethnic Religions	
	Sebei	Uganda	East Africa	360,000	70%		Kupsapiiny	Christianity	
8 Apr.	Soga, Basoga	Uganda	East Africa	3,899,000	84%		Soga	Christianity	
	Swahili	Uganda	East Africa	5,200	5%	LR	Swahili	Islam	
	Tepeth	Uganda	East Africa	31,000	60%		Soo	Christianity	
	Thur	Uganda	East Africa	124,000	85%		Thur	Christianity	
	Toposa	Uganda	East Africa	57,000	90%		Toposa	Christianity	
	Abo	Cameroon	Central Africa	22,000	70%		Bankon	Christianity	
	Aghem, Wum	Cameroon	Central Africa	49,000	75%		Aghem	Christianity	
	Akum	Cameroon	Central Africa	2,500	62%		Akum	Christianity	
	Amasi, Banta	Cameroon	Central Africa	9,600	73%		Manta	Christianity	
9 Apr.	Ambele	Cameroon	Central Africa	9,900	69%		Ambele	Christianity	
	Arab, Turku	Cameroon	Central Africa	14,000	0%	FR	Arabic, Sudanese Creole	Islam	
	Atong	Cameroon	Central Africa	7,800	62%		Atong	Christianity	
	Awing	Cameroon	Central Africa	34,000	85%		Awing	Christianity	
	Baba	Cameroon	Central Africa	38,000	70%		Baba	Christianity	
	Babanki	Cameroon	Central Africa	51,000	73%		Babanki	Christianity	
	Badwe'e	Cameroon	Central Africa	21,000	73%		Koonzime	Christianity	
	Bafanji	Cameroon	Central Africa	24,000	73%		Bafanji	Christianity	
	Bafaw	Cameroon	Central Africa	26,000	75%		Bafaw-Balong	Christianity	
10 Apr.	Bafia, Bekpak	Cameroon	Central Africa	140,000	69%		Bafia	Christianity	
	Bafumen	Cameroon	Central Africa	64,000	73%		Mmen	Christianity	
	Baggara, Shuwa Arab	Cameroon	Central Africa	195,000	0.02%	FR	Arabic, Chadian	Islam	
	Bagyele	Cameroon	Central Africa	5,900	47.00%		Gyele	Ethnic Religions	
	Bakaka	Cameroon	Central Africa	58,000	75%		Bakaka	Christianity	
	Bakoko, Basoo	Cameroon	Central Africa	151,000	70%		Bakoko	Christianity	
	Bakole, Bamusso	Cameroon	Central Africa	900	74%		Bakole	Christianity	
	Bakossi	Cameroon	Central Africa	182,000	70%		Akoose	Christianity	
	Bakoum	Cameroon	Central Africa	18,000	70%		Kwakum	Christianity	

Pray Daily:	People Group Name:	Country Name:	Area-Region Name:	People Group Population:	%Percent Christian	LR FR	Primary Language:	Primary Religion:	People Group Photos:
11 Apr.	Bakwele	Cameroon	Central Africa	1,700	66%		Bekwel	Christianity	
	Bali, Mungaka	Cameroon	Central Africa	152,000	69%		Mungaka	Christianity	
	Balo	Cameroon	Central Africa	4,200	66%		Balo	Christianity	
	Bamali, Ngoobechop	Cameroon	Central Africa	16,000	70%		Bamali	Christianity	
	Bambalang	Cameroon	Central Africa	44,000	74%		Bambalang	Christianity	
	Bambili	Cameroon	Central Africa	29,000	70%		Bambili-Bambui	Christianity	
	Bamenyam, Bagam	Cameroon	Central Africa	8,600	74%		Bamenyam	Christianity	
	Bamileke-Bakwa, Bakoa	Cameroon	Central Africa	2,100	70%		Kwa'	Christianity	
	Bamileke-Bamenjou	Cameroon	Central Africa	304,000	75%		Ghomala	Christianity	
12 Apr.	Bamileke-Bandjoun, Ghomala	Cameroon	Central Africa	841,000	74%		Ghomala	Christianity	
	Bamileke-Batcham	Cameroon	Central Africa	441,000	76%		Ngiemboon	Christianity	
	Bamileke-Fefe, Bafang	Cameroon	Central Africa	213,000	75%		Fefe	Christianity	
	Bamileke-Medumba	Cameroon	Central Africa	490,000	74%		Medumba	Christianity	
	Bamileke-Ndanda	Cameroon	Central Africa	24,000	76%		Ndanda	Christianity	
	Bamileke-Ngombale, Babadjou	Cameroon	Central Africa	99,000	74%		Ngombale	Christianity	
	Bamileke-Tchang	Cameroon	Central Africa	683,000	72%		Yemba	Christianity	
	Bamukumbit	Cameroon	Central Africa	18,000	76%		Bamukumbit	Christianity	
	Banagere, Lyon	Cameroon	Central Africa	42,000	72%		Mesaka	Christianity	
13 Apr.	Banana, Mussei	Cameroon	Central Africa	76,000	40%		Musey	Ethnic Religions	
	Bangandu	Cameroon	Central Africa	9,400	69%		Bangandu	Christianity	
	Bango	Cameroon	Central Africa	7,500	62%		Nubaca	Christianity	
	Bangolan	Cameroon	Central Africa	20,000	72%		Bangolan	Christianity	
	Banso, Nso	Cameroon	Central Africa	365,000	71%		Lamnso'	Christianity	
	Barombi, Lambi	Cameroon	Central Africa	5,300	25%		Barombi	Christianity	
	Bassa	Cameroon	Central Africa	457,000	73%		Basaa	Christianity	
	Bassar, Ntcham	Cameroon	Central Africa	2,900	18%		Ntcham	Ethnic Religions	
	Bassossi, Sosi	Cameroon	Central Africa	8,600	72%		Bassossi	Christianity	
14 Apr.	Batangan	Cameroon	Central Africa	14,000	74%		Batanga	Christianity	
	Bate	Cameroon	Central Africa	15,000	15%		Bata	Islam	
	Bati, Bush Bati	Cameroon	Central Africa	3,000	74%		Bati	Christianity	
	Baya, Gbaya	Cameroon	Central Africa	201,000	63%		Gbaya, Northwest	Christianity	
	Beba	Cameroon	Central Africa	5,300	40%		Beba	Ethnic Religions	
	Bebe	Cameroon	Central Africa	4,500	61%		Naami	Christianity	
	Bebele	Cameroon	Central Africa	99,000	70%		Bebele	Christianity	
	Bebil	Cameroon	Central Africa	14,000	69%		Bebil	Christianity	
	Becheve	Cameroon	Central Africa	17,000	35%		Iceve-Maci	Ethnic Religions	




Bambalang





Banso, Nso

Betsinga, Sanaga













Pray Daily:	People Group Name:	Country Name:	Area-Region Name:	People Group Population:	%Percent Christian	LR FR	Primary Language:	Primary Religion:	People Group Photos:
19 Apr.	Dowayayo, Namshi	Cameroon	Central Africa	50,000	26%		Doyayo	Ethnic Religions	
	Duala, Uli	Cameroon	Central Africa	265,000	76%		Duala	Christianity	
	Dugun, Saa	Cameroon	Central Africa	14,000	46.80%		Dugun	Christianity	
	Dugwor	Cameroon	Central Africa	9,100	25%		Dugwor	Islam	
	Duli-Gey	Cameroon	Central Africa	5,500	55%		Fulfulde, Adamawa	Christianity	
	Dumbule	Cameroon	Central Africa	200	50%		Mbule	Christianity	
	Duupa	Cameroon	Central Africa	12,000	40%		Duupa	Islam	
	Dzodinka	Cameroon	Central Africa	4,500	62%		Dzodinka	Christianity	
	Efai	Cameroon	Central Africa	1,200	94%		Efai	Christianity	
20 Apr.	Efik, Calabari	Cameroon	Central Africa	17,000	62%		Efik	Christianity	Esimbi
	Ejagham, Ekoi	Cameroon	Central Africa	96,000	74%		Ejagham	Christianity	
	Eman	Cameroon	Central Africa	1,900	62%		Eman	Christianity	
	English-Speaking, gen.	Cameroon	Central Africa	6,000	65%		English	Christianity	
	Esimbi	Cameroon	Central Africa	28,000	25%		Esimbi	Ethnic Religions	
	Eton	Cameroon	Central Africa	381,000	74%		Eton	Christianity	
	Evand	Cameroon	Central Africa	2,000	66%		Evant	Christianity	
	Ewondo, Beti	Cameroon	Central Africa	2,095,000	71%		Ewondo	Christianity	
	Fali	Cameroon	Central Africa	33,000	12%		Bana	Ethnic Religions	
21 Apr.	Fali of Jibu	Cameroon	Central Africa	300	75%		Zizilivakan	Christianity	
	Fali, North	Cameroon	Central Africa	48,000	3%	LR	Fali, North	Islam	
	Fali, South	Cameroon	Central Africa	61,000	12%		Fali, South	Islam	
	Fang, Ntum	Cameroon	Central Africa	192,000	74%		Fang	Christianity	
	Fang, Pangwe	Cameroon	Central Africa	5,200	61%		Fang	Christianity	
	French	Cameroon	Central Africa	45,000	59%		French	Christianity	
	Fulani, Adamawa	Cameroon	Central Africa	2,630,000	1.40%	LR	Fulfulde, Adamawa	Islam	
	Fulani, Nigerian	Cameroon	Central Africa	111,000	0.05%	FR	Fulfulde, Nigerian	Islam	
	Fulbe-Gey	Cameroon	Central Africa	4,200	0.20%	LR	Fulfulde, Adamawa	Islam	
22 Apr.	Fut, Bafut	Cameroon	Central Africa	138,000	74%		Bafut	Christianity	
	Gavar	Cameroon	Central Africa	20,000	8%		Gavar	Islam	
	Gbaya, Mbadomo	Cameroon	Central Africa	35,000	62%		Gbaya-Mbodomo	Christianity	
	Gbaya-Mum	Cameroon	Central Africa	7,300	61%		Gbaya, Northwest	Christianity	
	Gidar	Cameroon	Central Africa	163,000	25%		Gidar	Islam	
	Gimme, Kompara	Cameroon	Central Africa	9,300	15%		Gimme	Islam	
	Gimnime, Kadam	Cameroon	Central Africa	8,600	15%		Gimnime	Islam	
	Giziga, North	Cameroon	Central Africa	61,000	59%		Giziga, North	Christianity	
	Giziga, South	Cameroon	Central Africa	140,000	5%	LR	Giziga, South	Ethnic Religions	





Pray Daily:	People Group Name:	Country Name:	Area-Region Name:	People Group Population:	%Percent Christian	LR FR	Primary Language:	Primary Religion:	People Group Photos:
23 Apr.	Glavda	Cameroon	Central Africa	8,800	35%		Glavda	Ethnic Religions	
	Greek	Cameroon	Central Africa	5,200	74%		Greek	Christianity	
	Gude, Cheke	Cameroon	Central Africa	85,000	10%		Gude	Ethnic Religions	
	Guduf	Cameroon	Central Africa	5,400	40%		Guduf-Gava	Islam	
	Hausa	Cameroon	Central Africa	402,000	0.10%	FR	Hausa	Islam	
	Hide, Xedi	Cameroon	Central Africa	45,000	20%		Hdi	Islam	
	Hijuk	Cameroon	Central Africa	900	62%		Hijuk	Christianity	
	Hina	Cameroon	Central Africa	19,000	15%		Mina	Islam	
	Hya	Cameroon	Central Africa	1,700	82%		Hya	Ethnic Religions	
24 Apr.	Ibibio	Cameroon	Central Africa	58,000	75%		Ibibio	Christianity	
	Igbo	Cameroon	Central Africa	116,000	75%		Igbo	Christianity	
	Ipulo, Assumbo	Cameroon	Central Africa	6,000	74%		Ipulo	Christianity	
	Isu	Cameroon	Central Africa	22,000	55%		Isu	Christianity	
	Iyive	Cameroon	Central Africa	1,800	75%		Iyive	Christianity	
	Jimi	Cameroon	Central Africa	11,000	15%		Jimi	Islam	
	Jina	Cameroon	Central Africa	2,600	20%		Jina	Islam	
	Kabba-Laka	Cameroon	Central Africa	8,900	51%		Laka	Christianity	
	Kako	Cameroon	Central Africa	175,000	55%		Kako	Christianity	
25 Apr.	Kambu, Limbum	Cameroon	Central Africa	198,000	75%		Limbum	Christianity	
	Kamkam	Cameroon	Central Africa	2,300	30%		Mbongno	Islam	
	Kamwe, Higi	Cameroon	Central Africa	10,000	30%		Kamwe	Ethnic Religions	
	Kanuri, Yerwa	Cameroon	Central Africa	171,000	0.02%	FR	Kanuri, Central	Islam	
	Kapsiki, Psikye	Cameroon	Central Africa	123,000	35%		Psikye	Islam	
	Karang-Pandama, Sakpu	Cameroon	Central Africa	25,000	40%		Karang	Christianity	
	Kari	Cameroon	Central Africa	8,300	33%		Kare	Islam	
	Kera	Cameroon	Central Africa	14,000	45%		Kera	Islam	
	Kolbila, Kolena	Cameroon	Central Africa	4,700	40%		Kolbila	Islam	
26 Apr.	Koma	Cameroon	Central Africa	8,600	70%		Koma	Christianity	
	Konja, Kwanji	Cameroon	Central Africa	13,000	50%		Kwanja	Christianity	
	Korop, Ododop	Cameroon	Central Africa	11,000	74%		Korop	Christianity	
	Kosin	Cameroon	Central Africa	3,900	70%		Koshin	Christianity	
	Kotoko, Afade	Cameroon	Central Africa	7,600	4%	LR	Afade	Islam	
	Kotoko, Lagwan	Cameroon	Central Africa	15,000	10%		Lagwan	Islam	
	Kotoko, Malgbe	Cameroon	Central Africa	9,600	20%		Malgbe	Islam	
	Kotoko, Maslam	Cameroon	Central Africa	400	10%		Maslam	Ethnic Religions	
	Kotoko, Mpade	Cameroon	Central Africa	25,000	3%	LR	Mpade	Islam	





Pray Daily:	People Group Name:	Country Name:	Area-Region Name:	People Group Population:	%Percent Christian	LR FR	Primary Language:	Primary Religion:	People Group Photos:
1 May.	Mengaka, Ghap	Cameroon	Central Africa	44,000	73%		Mengaka	Christianity	
	Menka	Cameroon	Central Africa	9,600	74%		Menka	Christianity	
	Mere	Cameroon	Central Africa	30,000	20%		Merey	Islam	
	Mijong, Missong	Cameroon	Central Africa	2,400	72%		Mungbam	Christianity	
	Mofu, North	Cameroon	Central Africa	83,000	8%		Mofu, North	Islam	
	Mofu, South	Cameroon	Central Africa	116,000	20%		Mofu-Gudur	Ethnic Religions	
	Molokwo	Cameroon	Central Africa	19,000	8%		Moloko	Islam	
	Mono	Cameroon	Central Africa	400	15%		Mono	Islam	
	Mubako, Mumbake	Cameroon	Central Africa	46,000	42.90%		Nyong	Christianity	
2 May.	Mulimba, Limba	Cameroon	Central Africa	4,000	74%		Malimba	Christianity	
	Mum, Bamun	Cameroon	Central Africa	640,000	8.50%		Bamun	Islam	
	Mumuye	Cameroon	Central Africa	14,000	15%		Mumuye	Ethnic Religions	
	Mundang, Lere	Cameroon	Central Africa	135,000	50%		Mundang	Christianity	
	Mundani	Cameroon	Central Africa	89,000	73%		Mundani	Christianity	
	Musgum, Mulwi	Cameroon	Central Africa	213,000	25%		Musgu	Islam	
	Muyang, Myau	Cameroon	Central Africa	43,000	7%		Muyang	Islam	
	Ncane	Cameroon	Central Africa	19,000	70%		Ncane	Christianity	
	Ndemli, Bayong	Cameroon	Central Africa	18,000	30%		Ndemli	Islam	
3 May.	Ndola	Cameroon	Central Africa	3,700	74%		Ndoola	Christianity	
	Ndop-Bamessing, Ndob	Cameroon	Central Africa	38,000	74%		Kenswei Nsei	Christianity	
	Ndop-Bamunka, Muka	Cameroon	Central Africa	44,000	74%		Bamunka	Christianity	
	Ndreme, Pelasla	Cameroon	Central Africa	19,000	10%		Vame	Ethnic Religions	
	Nen, Banen	Cameroon	Central Africa	188,000	55%		Tunen	Christianity	
	Nfumte	Cameroon	Central Africa	75,000	75%		Mfumte	Christianity	
	Ngamambo	Cameroon	Central Africa	130,000	62%		Ngamambo	Christianity	
	Ngambay	Cameroon	Central Africa	87,000	55%		Ngambay	Christianity	
	Ngemba	Cameroon	Central Africa	33,000	74%		Ngemba	Christianity	
4 May.	Ngi, Angie	Cameroon	Central Africa	67,000	76%		Ngie	Christianity	
	Ngishe	Cameroon	Central Africa	17,000	70%		Ngoshie	Christianity	
	Ngo, Babungo	Cameroon	Central Africa	41,000	74%		Vengo	Christianity	
	Ngomba	Cameroon	Central Africa	119,000	76%		Ngomba	Christianity	
	Ngoshe Sama, Ngossi	Cameroon	Central Africa	1,900	25%		Gvoko	Ethnic Religions	
	Ngumba, Mvumbo	Cameroon	Central Africa	27,000	77%		Kwasio	Christianity	
	Ngwe, Bamileke-Foto	Cameroon	Central Africa	133,000	76%		Ngwe	Christianity	
	Ngwo, Ngwaw	Cameroon	Central Africa	34,000	73%		Ngwo	Christianity	
	Nimbari, Nyamnyam	Cameroon	Central Africa	300	30%		Language unknown	Islam	

Pray Daily:	People Group Name:	Country Name:	Area-Region Name:	People Group Population:	%Percent Christian	LR FR	Primary Language:	Primary Religion:	People Group Photos:
5 May.	Njen, Nzin	Cameroon	Central Africa	3,200	8%		Njen	Islam	
	Njikum	Cameroon	Central Africa	4,200	62%		Jukun Takum	Christianity	
	Njyem	Cameroon	Central Africa	4,900	72%		Njyem	Christianity	
	Nkom, Kom	Cameroon	Central Africa	355,000	73%		Kom	Christianity	
	Nkongho	Cameroon	Central Africa	4,000	69%		Nkongho	Christianity	
	Nomande, Mandi	Cameroon	Central Africa	18,000	69%		Nomaande	Christianity	
	Noni	Cameroon	Central Africa	61,000	70%		Noone	Christianity	
	Nsari, Akweto	Cameroon	Central Africa	13,000	70%		Sari	Christianity	
	Nyang, Manyang	Cameroon	Central Africa	147,000	66%		Kenyang	Christianity	
6 May.	Nyokon	Cameroon	Central Africa	5,300	55%		Nyokon	Christianity	
	Nzakmbay	Cameroon	Central Africa	23,000	40%		Nzakambay	Ethnic Religions	
	Nzanyi, Jeng	Cameroon	Central Africa	26,000	15%		Nzanyi	Islam	
	Nzime	Cameroon	Central Africa	32,000	73%		Koonzime	Christianity	
	Oku, Uku	Cameroon	Central Africa	132,000	73%		Oku	Christianity	
	Osatu	Cameroon	Central Africa	700	55%		Osatu	Christianity	
	Pana	Cameroon	Central Africa	5,800	51%		Pana	Christianity	
	Peere	Cameroon	Central Africa	53,000	50%		Peere	Christianity	
	Peve, Lame	Cameroon	Central Africa	11,000	45%		Peve	Christianity	
7 May.	Pinyin, Bapinyi	Cameroon	Central Africa	45,000	74%		Pinyin	Christianity	
	Pobyeng, Mpompo	Cameroon	Central Africa	105,000	70%		Mpumpong	Christianity	
	Podoko	Cameroon	Central Africa	66,000	30%		Parkwa	Ethnic Religions	
	Pol, Congo Pol	Cameroon	Central Africa	72,000	74%		Pol	Christianity	
	Pygmy, Baka	Cameroon	Central Africa	58,000	30%		Baka	Ethnic Religions	
	Sango	Cameroon	Central Africa	5,900	73%		Sango	Christianity	
	Sara Mbai	Cameroon	Central Africa	5,800	70%		Mbay	Christianity	
	Sharwa	Cameroon	Central Africa	9,500	1%	LR	Sharwa	Islam	
	So, Fo	Cameroon	Central Africa	19,000	73%		Swo	Christianity	
8 May.	Su, Isubu	Cameroon	Central Africa	2,400	70%		Isu	Christianity	
	Suga, Baghap	Cameroon	Central Africa	28,000	13%		Suga	Islam	
	Terki, Teleki	Cameroon	Central Africa	4,300	4%		Tsuvan	Islam	
	Tigon	Cameroon	Central Africa	61,000	45%		Mbembe, Tigon	Ethnic Religions	
	Tikar, Twumwu	Cameroon	Central Africa	168,000	65%		Tikar	Christianity	
	Tiv	Cameroon	Central Africa	1,800	74%		Tiv	Christianity	
	Tuburi	Cameroon	Central Africa	198,000	59%		Tupuri	Christianity	
	Tuotomb	Cameroon	Central Africa	1,400	70%		Tuotomb	Christianity	
	Twendi	Cameroon	Central Africa	2,900	0.30%	LR	Twendi	Islam	

Pray Daily:	People Group Name:	Country Name:	Area-Region Name:	People Group Population:	%Percent Christian	LR FR	Primary Language:	Primary Religion:	People Group Photos:
9 May.	Uhumkighi, Yukuben	Cameroon	Central Africa	2,600	55%		Yukuben	Christianity	
	Usakade	Cameroon	Central Africa	24,000	62%		Usaghade	Christianity	
	Vemgo-Mabas	Cameroon	Central Africa	1,600	15%		Vemgo-Mabas	Islam	
	Verre	Cameroon	Central Africa	12,000	51%		Mom Jango	Christianity	
	Vute	Cameroon	Central Africa	40,000	50%		Vute	Christianity	
	Wawa	Cameroon	Central Africa	7,000	7%		Wawa	Islam	
	Weh	Cameroon	Central Africa	15,000	70%		Weh	Christianity	
	Wiekum, Menemo-Mogamo	Cameroon	Central Africa	100,000	71%		Meta'	Christianity	
	Woko, Longa	Cameroon	Central Africa	7,300	40%		Longto	Islam	
	Wom	Cameroon	Central Africa	41,000	50%		Wom	Christianity	
10 May.	Wushi, Babessi	Cameroon	Central Africa	35,000	70%		Wushi	Christianity	
	Wuzlam, Uzam	Cameroon	Central Africa	32,000	20%		Wuzlam	Islam	
	Yamba	Cameroon	Central Africa	139,000	66%		Yamba	Christianity	
	Yambasa, Nu Gunu	Cameroon	Central Africa	92,000	74%		Nugunu	Christianity	
	Yambetta, Nedek	Cameroon	Central Africa	11,000	70%		Yambeta	Christianity	
	Yangben	Cameroon	Central Africa	6,900	69%		Yangben	Christianity	
	Yasa	Cameroon	Central Africa	5,000	74%		Yasa	Christianity	
	Zhoa	Cameroon	Central Africa	3,900	25%		Zhoa	Ethnic Religions	
	Zulgo-Gemzek	Cameroon	Central Africa	56,000	10%		Zulgo-Gemzek	Ethnic Religions	
11 May.	Ali	C.AfricanRepubl	Central Africa	50,000	88%		Ali	Christianity	
	Arab, Turku	CAR	Central Africa	4,900	0%	FR	Arabic, Sudanese Creole	Islam	
	Azande	CAR	Central Africa	88,000	95%		Zande	Christianity	
	Baggara, Fertit	CAR	Central Africa	24,000	0.01%	FR	Arabic, Sudanese	Islam	
	Baggara, Shuwa Arab	CAR	Central Africa	109,000	0.11%	LR	Arabic, Chadian	Islam	
	Banda, Mid-Southern	CAR	Central Africa	131,000	74%		Banda, Mid-Southern	Christianity	
	Banda, Togbo-Vara	CAR	Central Africa	17,000	45%		Banda, Togbo-Vara	Ethnic Religions	
	Banda, West Central	CAR	Central Africa	6,400	55%		Banda, West Central	Christianity	
	Banda-Bambari, Linda	CAR	Central Africa	255,000	92%		Banda-Bambari	Christianity	
	Banda-Banda, Banda-Ndi	CAR	Central Africa	139,000	87%		Banda-Banda	Christianity	
Banda-Langba	CAR	Central Africa	78,000	94%		Banda, South Central	Christianity		
12 May.	Banda-Langbashe, Langwasi	CAR	Central Africa	57,000	85%		Langbashe	Christianity	
	Banda-Mbres	CAR	Central Africa	60,000	70%		Banda-Mbres	Christianity	
	Banda-Ndele	CAR	Central Africa	50,000	79%		Banda-Ndele	Christianity	
	Banda-Ngbugu	CAR	Central Africa	126,000	94%		Banda, South Central	Christianity	
	Banda-Yangere	CAR	Central Africa	38,000	47%		Banda-Yangere	Christianity	
	Bangi	CAR	Central Africa	7,700	92%		Bangi	Christianity	
	Baya, Gbaya	CAR	Central Africa	277,000	93%		Gbaya, Northwest	Christianity	
	Benkonjo	CAR	Central Africa	2,800	77%		Ukhwejo	Christianity	
	Birri	CAR	Central Africa	6,300	95%		Birri	Christianity	
	Bofi	CAR	Central Africa	33,000	88%		Bofi	Christianity	





Verre





Yambasa, Nu Gunu





Azande

Baggara, Shuwa Arab







Pray Daily:	People Group Name:	Country Name:	Area-Region Name:	People Group Population:	%Percent Christian	LR FR	Primary Language:	Primary Religion:	People Group Photos:
13 May.	Bokoto	CAR	Central Africa	175,000	89%		Bhogoto	Christianity	
	Bomitaba	CAR	Central Africa	400	55%		Bomitaba	Christianity	
	Dagba	CAR	Central Africa	40,000	45%		Dagba	Ethnic Religions	
	Deaf	CAR	Central Africa	49000	76.37%		Language unknown	Christianity	
	Dendi	CAR	Central Africa	14,000	69%		Dendi	Christianity	
	French	CAR	Central Africa	22,000	76%		French	Christianity	
	Fulani, Bagirmi	CAR	Central Africa	214,000	0.10%	FR	Fulfulde, Bagirmi	Islam	
	Fulani, Nigerian	CAR	Central Africa	61,000	0.05%	FR	Fulfulde, Nigerian	Islam	
	Furu	CAR	Central Africa	5,700	28%		Furu	Islam	
	Gbanu	CAR	Central Africa	126,000	73%		Gbanu	Christianity	
<b>Bokoto</b>									
14 May.	Gbaya, Southwest	CAR	Central Africa	261,000	94%		Gbaya, Southwest	Christianity	
	Gbaya-Bossangoa	CAR	Central Africa	243,000	93%		Gbaya-Bossangoa	Christianity	
	Gbaya-Bouzoum	CAR	Central Africa	46,000	74%		Gbaya-Bozoum	Christianity	
	Gbayi	CAR	Central Africa	7,100	60%		Gbayi	Christianity	
	Geme	CAR	Central Africa	700	95%		Geme	Christianity	
	Gobu	CAR	Central Africa	2,400	45%		Gobu	Ethnic Religions	
	Gula, Kara	CAR	Central Africa	18,000	15%		Gula	Islam	
	Hausa	CAR	Central Africa	35,000	0.08%	FR	Hausa	Islam	
	Kaba	CAR	Central Africa	99,000	50%		Kabba	Ethnic Religions	
	Kaba Dunjo, Sara	CAR	Central Africa	5,700	48%		Kaba Naa, Sara	Ethnic Religions	
<b>Fulani, Bagirmi</b>									
15 May.	Kabba-Laka	CAR	Central Africa	2,900	60%		Laka	Christianity	
	Kako	CAR	Central Africa	15,000	48%		Kako	Ethnic Religions	
	Kara, Fertit	CAR	Central Africa	6,800	25%		Kara	Islam	
	Kari	CAR	Central Africa	124,000	59%		Kare	Christianity	
	Kpagua	CAR	Central Africa	5,000	30%		Kpagua	Ethnic Religions	
	Kpatili	CAR	Central Africa	6,400	60%		Kpatili	Christianity	
	Lingala	CAR	Central Africa	14,000	90%		Lingala	Christianity	
	Lutos	CAR	Central Africa	24,000	40%		Lutos	Ethnic Religions	
	Manja	CAR	Central Africa	301,000	94.50%		Mandja	Christianity	
	Mayeka	CAR	Central Africa	2,900	70%		Mayeka	Christianity	
<b>Kaba</b>									
16 May.	Mbangi	CAR	Central Africa	3,900	60%		Mbangi	Christianity	
	Mbanza	CAR	Central Africa	2,200	80%		Mbandja	Christianity	
	Mbati, Isongo	CAR	Central Africa	85,000	25%		Mbati	Ethnic Religions	
	Mbimu	CAR	Central Africa	34,000	92%		Mpiemo	Christianity	
	Mbum	CAR	Central Africa	18,000	70%		Mbum	Christianity	
	Monzombo	CAR	Central Africa	2,300	14%		Monzombo	Ethnic Religions	
	Ngam	CAR	Central Africa	25,000	65%		Ngam	Christianity	
	Ngando, Dingando	CAR	Central Africa	7,100	93%		Ngando	Christianity	
	Ngbaka Gbaya	CAR	Central Africa	3,800	93%		Ngbaka	Christianity	
	Ngbaka Mabo, Bwaka	CAR	Central Africa	122,000	97%		Ngbaka Ma'bo	Christianity	
<b>Manja</b>									

Pray Daily:	People Group Name:	Country Name:	Area-Region Name:	People Group Population:	%Percent Christian	LR FR	Primary Language:	Primary Religion:	People Group Photos:
17 May.	Ngbaka Manza	CAR	Central Africa	41,000	90%		Ngbaka Manza	Christianity	
	Ngombe, Ngombe-Kaka	CAR	Central Africa	2,100	53%		Ngombe	Christianity	
	Ngundi	CAR	Central Africa	16,000	40%		Ngundi	Ethnic Religions	
	Nzakara, Sakara	CAR	Central Africa	71,000	94%		Nzakara	Christianity	
	Pana	CAR	Central Africa	116,000	68%		Pana	Christianity	
	Pande	CAR	Central Africa	9,900	45%		Pande	Ethnic Religions	
	Pygmy, Bamassa	CAR	Central Africa	14,000	35%		Limassa	Ethnic Religions	
	Pygmy, Banziri	CAR	Central Africa	2,000	75%		Ganzi	Christianity	
	Pygmy, Bayaka	CAR	Central Africa	21,000	49%		Yaka	Ethnic Religions	
	Pygmy, Buraka	CAR	Central Africa	3,500	50%		Buraka	Ethnic Religions	
18 May.	Pygmy, Gbanziri	CAR	Central Africa	21,000	45%		Gbanziri	Ethnic Religions	
	Pygmy, Gundi	CAR	Central Africa	16,000	25%		Gundi	Ethnic Religions	
	Runga	CAR	Central Africa	30,000	0%	FR	Runga	Islam	
	Sango	CAR	Central Africa	467,000	95%		Sango	Christianity	
	Sango Riverain	CAR	Central Africa	42,000	88%		Sango, Riverain	Christianity	
	Sara Kaba	CAR	Central Africa	19,000	47%		Sara Kaba	Ethnic Religions	
	Sara Mbai	CAR	Central Africa	12,000	95%		Mbay	Christianity	
	Suma	CAR	Central Africa	71,000	87%		Suma	Christianity	
	Vale	CAR	Central Africa	7,600	42%		Vale	Ethnic Religions	
	Yakoma	CAR	Central Africa	131,000	70%		Yakoma	Christianity	
19 May.	Yulu	CAR	Central Africa	5,700	40%		Yulu	Christianity	
	Alur, Lur	Congo, Dem. Re	Central Africa	1,256,000	96%		Alur	Christianity	
	Amba, Ruwenzori Kibira	Congo, Dem. Re	Central Africa	6,800	92%		Amba	Christianity	
	Angba, Hanga	Congo, Dem. Re	Central Africa	27,000	95%		Ngelima	Christianity	
	Apakabeti	Congo, Dem. Re	Central Africa	53,000	82%		Pagibete	Christianity	
	Arab	Congo, Dem. Re	Central Africa	28,000	2%	LR	Arabic, N. Levantine	Islam	
	Aushi, Northern Bemba	Congo, Dem. Re	Central Africa	422,000	97%		Aushi	Christianity	
	Avukaya	Congo, Dem. Re	Central Africa	64,000	85%		Avokaya	Christianity	
	Azande	Congo, Dem. Re	Central Africa	2,061,000	93.60%		Zande	Christianity	
	Baali, Kibala	Congo, Dem. Re	Central Africa	114,000	95%		Bali	Christianity	
20 May.	Babango	Congo, Dem. Re	Central Africa	4,600	90%		Babango	Christianity	
	Bamwe	Congo, Dem. Re	Central Africa	61,000	95%		Bamwe	Christianity	
	Banda, Mid-Southern	Congo, Dem. Re	Central Africa	5,600	95%		Banda, Mid-Southern	Christianity	
	Banda, South-Central	Congo, Dem. Re	Central Africa	5,100	90%		Banda, SouthCentral	Christianity	
	Banda, Togbo-Vara	Congo, Dem. Re	Central Africa	36,000	89%		Banda, Togbo-Vara	Christianity	
	Banda-Langbashe, Langwasi	Congo, Dem. Re	Central Africa	8,900	95%		Langbashe	Christianity	
	Bangala	Congo, Dem. Re	Central Africa	700	98%		Bangala	Christianity	
	Bangba	Congo, Dem. Re	Central Africa	24,000	75%		Bangba	Christianity	
	Bangi	Congo, Dem. Re	Central Africa	92,000	97%		Bangi	Christianity	
	Bangobango	Congo, Dem. Re	Central Africa	330,000	10%		Bangubangu	Islam	

Pray Daily:	People Group Name:	Country Name:	Area-Region Name:	People Group Population:	%Percent Christian	LR FR	Primary Language:	Primary Religion:	People Group Photos:
21 May.	Barambu, Amiangba	Congo, Dem. Re	Central Africa	63,000	99%		Barambu	Christianity	
	Bari	Congo, Dem. Re	Central Africa	28,000	92%		Bari	Christianity	
	Beeke	Congo, Dem. Re	Central Africa	2,100	99%		Beeke	Christianity	
	Bemba, Shila	Congo, Dem. Re	Central Africa	570,000	96%		Bemba	Christianity	
	Bembe	Congo, Dem. Re	Central Africa	600,000	89%		Bembe	Christianity	
	Bendi, Mabendi	Congo, Dem. Re	Central Africa	76,000	85%		Bendi	Christianity	
	Binji	Congo, Dem. Re	Central Africa	314,000	95%		Binji	Christianity	
	Binza, Monia	Congo, Dem. Re	Central Africa	28,000	99%		Libinza	Christianity	
	Bira, Forest	Congo, Dem. Re	Central Africa	88,000	41%		Bila	Ethnic Religions	
	Boba, Likaw	Congo, Dem. Re	Central Africa	70,000	98%		Bomboma	Christianity	
22 May.	Boko, Iboko	Congo, Dem. Re	Central Africa	36,000	98%		Boko	Christianity	
	Boloki, River Ruki	Congo, Dem. Re	Central Africa	7,100	98%		Boloki	Christianity	
	Bolondo	Congo, Dem. Re	Central Africa	9,100	96%		Bolondo	Christianity	
	Boma Kasai, Buma	Congo, Dem. Re	Central Africa	39,000	97%		Boma	Christianity	
	Bombongo	Congo, Dem. Re	Central Africa	7,000	85%		Bomboli	Christianity	
	Budu	Congo, Dem. Re	Central Africa	429,000	90%		Budu	Christianity	
	Buela	Congo, Dem. Re	Central Africa	15,000	98%		Bwela	Christianity	
	Buja	Congo, Dem. Re	Central Africa	668,000	96%		Budza	Christianity	
	Bulia	Congo, Dem. Re	Central Africa	190,000	95%		Bolia	Christianity	
	Bushoong, Mbale	Congo, Dem. Re	Central Africa	281,000	99%		Bushoong	Christianity	
23 May.	Buyi	Congo, Dem. Re	Central Africa	18,000	96%		Buyu	Christianity	
	Buzaba	Congo, Dem. Re	Central Africa	17,000	84%		Bozaba	Christianity	
	Bwa	Congo, Dem. Re	Central Africa	428,000	95%		Bwa	Christianity	
	Bwile	Congo, Dem. Re	Central Africa	22,000	96%		Bwile	Christianity	
	Bwisi, Talinga	Congo, Dem. Re	Central Africa	56,000	98%		Talinga-Bwisi	Christianity	
	Chokwe, Kioko	Congo, Dem. Re	Central Africa	1,245,000	94%		Cokwe	Christianity	
	Deaf	Congo, Dem. Re	Central Africa	924000	92.15%		Language unknown	Christianity	
	Dongo	Congo, Dem. Re	Central Africa	25,000	76%		Dongo	Christianity	
	Dzando, Maboko	Congo, Dem. Re	Central Africa	18,000	98%		Dzando	Christianity	
	Dzing	Congo, Dem. Re	Central Africa	279,000	99%		Ding	Christianity	
24 May.	Efe	Congo, Dem. Re	Central Africa	48,000	55%		Efe	Christianity	
	Ekonda	Congo, Dem. Re	Central Africa	2,993,000	98.50%		Mongo-Nkundu	Christianity	
	Foma	Congo, Dem. Re	Central Africa	23,000	98%		Foma	Christianity	
	French	Congo, Dem. Re	Central Africa	90,000	76%		French	Christianity	
	Fuliro	Congo, Dem. Re	Central Africa	538,000	96%		Fuliiru	Christianity	
	Furu	Congo, Dem. Re	Central Africa	35,000	65%		Furu	Christianity	
	Gbendere	Congo, Dem. Re	Central Africa	8,400	50%		Yango	Ethnic Religions	
	Genja, Gendza-Bali	Congo, Dem. Re	Central Africa	120,000	99%		Ligenza	Christianity	
	Genya, Wagenia	Congo, Dem. Re	Central Africa	29,000	95%		Enya	Christianity	
	Gilima	Congo, Dem. Re	Central Africa	35,000	84%		Gilima	Christianity	







Pray Daily:	People Group Name:	Country Name:	Area-Region Name:	People Group Population:	%Percent Christian	LR FR	Primary Language:	Primary Religion:	People Group Photos:
25 May.	Gobu	Congo, Dem. Re	Central Africa	35,000	84%		Gobu	Christianity	
	Greek	Congo, Dem. Re	Central Africa	59,000	95%		Greek	Christianity	
	Hamba	Congo, Dem. Re	Central Africa	23,000	95%		Hamba	Christianity	
	Havu	Congo, Dem. Re	Central Africa	912,000	96%		Havu	Christianity	
	Hema, Congo Nyoro	Congo, Dem. Re	Central Africa	226,000	95%		Hema	Christianity	
	Holoholo, Kalanga	Congo, Dem. Re	Central Africa	28,000	97%		Holoholo	Christianity	
	Holu	Congo, Dem. Re	Central Africa	8,600	85%		Holu	Christianity	
	Hunde, Kobi	Congo, Dem. Re	Central Africa	661,000	95%		Hunde	Christianity	
	Hunganna	Congo, Dem. Re	Central Africa	700	100%		Hungana	Christianity	
	Hutu, Rwandese	Congo, Dem. Re	Central Africa	437,000	80%		Kinyarwanda	Christianity	
26 May.	Joba	Congo, Dem. Re	Central Africa	26,000	99%		Joba	Christianity	
	Kabwari	Congo, Dem. Re	Central Africa	15,000	98%		Kabwari	Christianity	
	Kaiku	Congo, Dem. Re	Central Africa	23,000	90%		Kaiku	Christianity	
	Kakwa, Bari Kakwa	Congo, Dem. Re	Central Africa	38,000	73%		Kakwa	Christianity	
	Kaliko	Congo, Dem. Re	Central Africa	19,000	94%		Keliko	Christianity	
	Kango-Tshopo	Congo, Dem. Re	Central Africa	3,900	25%		Kango	Ethnic Religions	
	Kango-Uele	Congo, Dem. Re	Central Africa	11,000	99%		Kango	Christianity	
	Kanu	Congo, Dem. Re	Central Africa	15,000	90%		Kanu	Christianity	
	Kanyok, Kanioka	Congo, Dem. Re	Central Africa	476,000	98%		Kanyok	Christianity	
	Kaonde	Congo, Dem. Re	Central Africa	75,000	99%		Kaonde	Christianity	
27 May.	Kare, Li-Kari-Li	Congo, Dem. Re	Central Africa	1,700	90%		Kari	Christianity	
	Kela, Lemba	Congo, Dem. Re	Central Africa	804,000	95%		Kela	Christianity	
	Kele	Congo, Dem. Re	Central Africa	529,000	94%		Kele	Christianity	
	Kete, Mbagani	Congo, Dem. Re	Central Africa	15,000	98%		Kete	Christianity	
	Kimbundu	Congo, Dem. Re	Central Africa	28,000	95%		Kimbundu	Christianity	
	Kinya-Mituku	Congo, Dem. Re	Central Africa	92,000	96%		Mituku	Christianity	
	Kobo	Congo, Dem. Re	Central Africa	52,000	75%		Kobo	Christianity	
	Koguru	Congo, Dem. Re	Central Africa	2100	65%		Zande	Christianity	
	Kongo	Congo, Dem. Re	Central Africa	2,146,000	97.50%		Koongo	Christianity	
	Kongo, San Salvador	Congo, Dem. Re	Central Africa	973,000	99%		Kongo, SanSalvador	Christianity	
28 May.	Kongo, Tuba	Congo, Dem. Re	Central Africa	11,295,000	83.80%		Kituba	Christianity	
	Konzo	Congo, Dem. Re	Central Africa	346,000	89%		Konzo	Christianity	
	Kpala, Gbakpwa	Congo, Dem. Re	Central Africa	8,400	80%		Kpala	Christianity	
	Kuba, Northern Luba	Congo, Dem. Re	Central Africa	95,000	84%		Luna	Christianity	
	Kumu	Congo, Dem. Re	Central Africa	788,000	95%		Komo	Christianity	
	Kunda, Seba	Congo, Dem. Re	Central Africa	301,000	97%		Seba	Christianity	
	Kusu	Congo, Dem. Re	Central Africa	134,000	95%		Kusu	Christianity	
	Kwami	Congo, Dem. Re	Central Africa	700	95%		Kwami	Christianity	
	Kwese, Pindi	Congo, Dem. Re	Central Africa	116,000	98%		Kwese	Christianity	
	Lala-Bisa	Congo, Dem. Re	Central Africa	92,000	99.50%		Lala-Bisa	Christianity	





Havu

Hutu, Rwandese





Konzo





Lala-Bisa

Pray Daily:	People Group Name:	Country Name:	Area-Region Name:	People Group Population:	%Percent Christian	LR FR	Primary Language:	Primary Religion:	People Group Photos:
29 May.	Lalia	Congo, Dem. Re	Central Africa	122,000	97%		Lalia	Christianity	
	Lamba	Congo, Dem. Re	Central Africa	37,000	96%		Lamba	Christianity	
	Lega, Shabunda Rega	Congo, Dem. Re	Central Africa	1,249,000	92%		Lega-Shabunda	Christianity	
	Lele, Bashilele	Congo, Dem. Re	Central Africa	113,000	96%		Lele	Christianity	
	Lendu, Baledha	Congo, Dem. Re	Central Africa	1,526,000	94%		Lendu	Christianity	
	Lengola	Congo, Dem. Re	Central Africa	197,000	90%		Lengola	Christianity	
	Lese	Congo, Dem. Re	Central Africa	119,000	55%		Lese	Christianity	
	Likila, Bangela	Congo, Dem. Re	Central Africa	15,000	99%		Likila	Christianity	
	Liko	Congo, Dem. Re	Central Africa	153,000	92%		Lika	Christianity	
	Lingala	Congo, Dem. Re	Central Africa	4,126,000	90.10%		Lingala	Christianity	
30 May.	Lobala	Congo, Dem. Re	Central Africa	114,000	85%		Lobala	Christianity	 Lendu, Baledha
	Logo, Logo Kuli	Congo, Dem. Re	Central Africa	536,000	96%		Logo	Christianity	
	Loi, Baloi	Congo, Dem. Re	Central Africa	36,000	97%		Baloi	Christianity	
	Lombi, Rombi	Congo, Dem. Re	Central Africa	27,000	85%		Lombi	Christianity	
	Lombo, Turumbu	Congo, Dem. Re	Central Africa	44,000	98%		Lombo	Christianity	
	Lonzo	Congo, Dem. Re	Central Africa	500	96%		Lonzo	Christianity	
	Luba, Luba-Bambo	Congo, Dem. Re	Central Africa	3,717,000	91.20%		Luba-Katanga	Christianity	
	Luba-Hemba, East. Luba	Congo, Dem. Re	Central Africa	328,000	98.50%		Hemba	Christianity	
	Luba-Lulua, West. Luba	Congo, Dem. Re	Central Africa	10,503,000	86.10%		Luba-Kasai	Christianity	
	Lugbara, High	Congo, Dem. Re	Central Africa	646,000	94%		Lugbara	Christianity	
31 May.	Lunda	Congo, Dem. Re	Central Africa	212,000	95%		Lunda	Christianity	 Logo, Logo Kuli
	Lusengo, Poto	Congo, Dem. Re	Central Africa	76,000	97%		Lusengo	Christianity	
	Luvale, Lwena	Congo, Dem. Re	Central Africa	219,000	95%		Luvale	Christianity	
	Lwalwa	Congo, Dem. Re	Central Africa	91,000	99.50%		Lwalu	Christianity	
	Ma	Congo, Dem. Re	Central Africa	17,000	80%		Ma	Christianity	
	Ma'adi, Olubo	Congo, Dem. Re	Central Africa	2,100	83%		Ma'di	Christianity	
	Mabaale	Congo, Dem. Re	Central Africa	76,000	99%		Mabaale	Christianity	
	Mamvu	Congo, Dem. Re	Central Africa	143,000	84%		Mamvu	Christianity	
	Mangbetu, Amangbetu	Congo, Dem. Re	Central Africa	1,807,000	98%		Mangbetu	Christianity	
	Mangbutu, Wambutu	Congo, Dem. Re	Central Africa	36,000	92%		Mangbutu	Christianity	
1 Jun.	Mashi, Shi	Congo, Dem. Re	Central Africa	1,558,000	97%		Shi	Christianity	 Mbanza
	Mayeka	Congo, Dem. Re	Central Africa	46,000	95%		Mayeka	Christianity	
	Mayogo	Congo, Dem. Re	Central Africa	238,000	99%		Mayogo	Christianity	
	Mba	Congo, Dem. Re	Central Africa	65,000	98%		Mba	Christianity	
	Mbala	Congo, Dem. Re	Central Africa	845,000	94%		Mbala	Christianity	
	Mbanza	Congo, Dem. Re	Central Africa	637,000	97%		Mbandja	Christianity	
	Mbesa	Congo, Dem. Re	Central Africa	15,000	95%		Mbesa	Christianity	
	Mbo, Imbo	Congo, Dem. Re	Central Africa	24,000	98%		Mbo	Christianity	
	Mbole	Congo, Dem. Re	Central Africa	435,000	98%		Mbole	Christianity	
	Mfinu, Mfunuka	Congo, Dem. Re	Central Africa	15,000	99%		Mfinu	Christianity	

Pray Daily:	People Group Name:	Country Name:	Area-Region Name:	People Group Population:	%Percent Christian	LR FR	Primary Language:	Primary Religion:	People Group Photos:
2 Jun.	Moingi	Congo, Dem. Re	Central Africa	7,600	94%		Moingi	Christianity	
	Mongo	Congo, Dem. Re	Central Africa	3,104,000	98.70%		Mongo-Nkundu	Christianity	
	Mono, Amono	Congo, Dem. Re	Central Africa	192,000	95%		Mono	Christianity	
	Monzombo	Congo, Dem. Re	Central Africa	14,000	50%		Monzombo	Ethnic Religions	
	Mpuon	Congo, Dem. Re	Central Africa	697,000	99%		Mpuono	Christianity	
	Mundu	Congo, Dem. Re	Central Africa	7,000	70%		Mundu	Christianity	
	Mvuba, Bambuba	Congo, Dem. Re	Central Africa	6,700	50%		Mvuba	Ethnic Religions	
	Mwenga Lega, Rega	Congo, Dem. Re	Central Africa	86,000	75%		Lega-Mwenga	Christianity	
	Nande	Congo, Dem. Re	Central Africa	2,151,000	98.30%		Nande	Christianity	
	Ndaka	Congo, Dem. Re	Central Africa	53,000	96%		Ndaka	Christianity	
3 Jun.	Ndengese, Dengese	Congo, Dem. Re	Central Africa	16,000	98%		Dengese	Christianity	
	Ndobo	Congo, Dem. Re	Central Africa	18,000	98%		Ndobo	Christianity	
	Ndogo	Congo, Dem. Re	Central Africa	7,300	69%		Ndogo	Christianity	
	Ndolo, Mosange	Congo, Dem. Re	Central Africa	24,000	98%		Ndolo	Christianity	
	Ndrulo	Congo, Dem. Re	Central Africa	117,000	80%		Ndrulo	Christianity	
	Ndungu, Bondonga	Congo, Dem. Re	Central Africa	9,100	65%		Ndungu	Christianity	
	Ngando	Congo, Dem. Re	Central Africa	457,000	94%		Ngando	Christianity	
	Ngbaka	Congo, Dem. Re	Central Africa	1,939,000	99%		Ngbaka	Christianity	
	Ngbaka Mabo, Bwaka	Congo, Dem. Re	Central Africa	32,000	25%		Ngbaka Ma'bo	Ethnic Religions	
	Ngbandi	Congo, Dem. Re	Central Africa	475,000	98%		Ngbandi, Northern	Christianity	
4 Jun.	Ngbandi, Southern	Congo, Dem. Re	Central Africa	269,000	98%		Ngbandi, Southern	Christianity	
	Ngbinda, Bangbinda	Congo, Dem. Re	Central Africa	7,600	99%		Ngbinda	Christianity	
	Ngbundu	Congo, Dem. Re	Central Africa	47,000	95%		Ngbundu	Christianity	
	Ngeti, South Lendu	Congo, Dem. Re	Central Africa	238,000	75%		Ngiti	Christianity	
	Ngoli	Congo, Dem. Re	Central Africa	15,000	98%		Ngul	Christianity	
	Ngombe	Congo, Dem. Re	Central Africa	653,000	98%		Ngombe	Christianity	
	Ngongo	Congo, Dem. Re	Central Africa	7,400	98%		Ngongo	Christianity	
	Ngundu	Congo, Dem. Re	Central Africa	9,100	95%		Ngundu	Christianity	
	Nkutu	Congo, Dem. Re	Central Africa	169,000	99%		Nkutu	Christianity	
	Ntomba, Ntomba-Bolia	Congo, Dem. Re	Central Africa	331,000	98%		Ntomba	Christianity	
5 Jun.	Nyali, Huku	Congo, Dem. Re	Central Africa	95,000	96%		Nyali	Christianity	
	Nyanga	Congo, Dem. Re	Central Africa	321,000	88%		Nyanga	Christianity	
	Nyanga-Li	Congo, Dem. Re	Central Africa	91,000	95%		Nyanga-li	Christianity	
	Nyindu	Congo, Dem. Re	Central Africa	15,000	95%		Nyindu	Christianity	
	Nzadi	Congo, Dem. Re	Central Africa	4,400	70%		Nzadi	Christianity	
	Nzakara, Sakara	Congo, Dem. Re	Central Africa	2,800	99%		Nzakara	Christianity	
	Okebu	Congo, Dem. Re	Central Africa	237,000	98%		Ndo	Christianity	
	Ombo	Congo, Dem. Re	Central Africa	15,000	99%		Ombo	Christianity	
	Omi	Congo, Dem. Re	Central Africa	142,000	79%		Omi	Christianity	
	Pambia	Congo, Dem. Re	Central Africa	66,000	99%		Pambia	Christianity	



Pray Daily:	People Group Name:	Country Name:	Area-Region Name:	People Group Population:	%Percent Christian	LR FR	Primary Language:	Primary Religion:	People Group Photos:
6 Jun.	Pelende	Congo, Dem. Re	Central Africa	15,000	98%		Pelende	Christianity	
	Pende	Congo, Dem. Re	Central Africa	1,001,000	96%		Phende	Christianity	
	Peri	Congo, Dem. Re	Central Africa	38,000	90%		Bhele	Christianity	
	Plains Bira	Congo, Dem. Re	Central Africa	275,000	92%		Bera	Christianity	
	Poke, Topoke	Congo, Dem. Re	Central Africa	200,000	95%		Poke	Christianity	
	Portuguese	Congo, Dem. Re	Central Africa	5,900	92%		Portuguese	Christianity	
	Pygmy, Asua	Congo, Dem. Re	Central Africa	46,000	65%		Asoa	Christianity	
	Pygmy, Buraka	Congo, Dem. Re	Central Africa	2,200	15%		Buraka	Ethnic Religions	
	Pygmy, Gbanziri	Congo, Dem. Re	Central Africa	8,400	50%		Gbanziri	Ethnic Religions	
	Pygmy, Twa	Congo, Dem. Re	Central Africa	46,000	80%		Kinyarwanda	Christianity	
7 Jun.	Ruund, Kambove Lunda	Congo, Dem. Re	Central Africa	277,000	96%		Ruund	Christianity	
	Saka	Congo, Dem. Re	Central Africa	234,000	99%		Sakata	Christianity	
	Salampasu, Bakwaluntu	Congo, Dem. Re	Central Africa	218,000	97%		Salampasu	Christianity	
	Samba, Tsaam	Congo, Dem. Re	Central Africa	7,700	99%		Samba	Christianity	
	Sanga, LubaGarenganze	Congo, Dem. Re	Central Africa	1,027,000	96%		Sanga	Christianity	
	Sango	Congo, Dem. Re	Central Africa	1,800	95%		Sango	Christianity	
	Sengele	Congo, Dem. Re	Central Africa	31,000	99%		Sengele	Christianity	
	Sere	Congo, Dem. Re	Central Africa	12,000	80%		Sere	Christianity	
	Soko, So	Congo, Dem. Re	Central Africa	26,000	96%		So	Christianity	
	Sonde	Congo, Dem. Re	Central Africa	173,000	98%		Sonde	Christianity	
8 Jun.	Songo	Congo, Dem. Re	Central Africa	23,000	99%		Songo	Christianity	
	Songomeno	Congo, Dem. Re	Central Africa	223,000	70%		Songomeno	Christianity	
	Songora	Congo, Dem. Re	Central Africa	5,700	95%		Songoora	Christianity	
	Songye, West. Kalebwe	Congo, Dem. Re	Central Africa	2,382,000	90%		Songe	Christianity	
	South Asian, general	Congo, Dem. Re	Central Africa	196,000	1%	LR	Hindi	Hinduism	
	Suku	Congo, Dem. Re	Central Africa	165,000	96%		Suku	Christianity	
	Swahili	Congo, Dem. Re	Central Africa	55,000	4%	LR	Swahili	Islam	
	Swahili, Congo	Congo, Dem. Re	Central Africa	3,200	18%		Swahili, Congo	Islam	
	Tabwa	Congo, Dem. Re	Central Africa	1,116,000	95%		Taabwa	Christianity	
	Tagbo	Congo, Dem. Re	Central Africa	31,000	69%		Tagbu	Christianity	
9 Jun.	Tara Baaka, Baka	Congo, Dem. Re	Central Africa	2,900	95%		Baka	Christianity	
	Teke, Central	Congo, Dem. Re	Central Africa	37,000	98%		Teke-Nzikou	Christianity	
	Teke, Eastern	Congo, Dem. Re	Central Africa	120,000	98%		Teke, Ibali	Christianity	
	Teke-Aboo	Congo, Dem. Re	Central Africa	36,000	90%		Teke-Eboo	Christianity	
	Teke-Fuumu	Congo, Dem. Re	Central Africa	28,000	93%		Teke-Fuumu	Christianity	
	Tembo-Equateur	Congo, Dem. Re	Central Africa	14,000	97%		Tembo	Christianity	
	Tembo-Kivu	Congo, Dem. Re	Central Africa	321,000	97%		Tembo	Christianity	
	Tetela, Sungu	Congo, Dem. Re	Central Africa	1,787,000	96%		Tetela	Christianity	
	Tiene	Congo, Dem. Re	Central Africa	89,000	99%		Tiene	Christianity	
	Tutsi	Congo, Dem. Re	Central Africa	424,000	95%		Kinyarwanda	Christianity	




Pray Daily:	People Group Name:	Country Name:	Area-Region Name:	People Group Population:	%Percent Christian	LR FR	Primary Language:	Primary Religion:	People Group Photos:
10 Jun.	Vanuma	Congo, Dem. Re	Central Africa	15,000	96%		Vanuma	Christianity	
	Wongo	Congo, Dem. Re	Central Africa	23,000	95%		Wongo	Christianity	
	Yaka	Congo, Dem. Re	Central Africa	1,330,000	96%		Yaka	Christianity	
	Yakoma	Congo, Dem. Re	Central Africa	19,000	70%		Yakoma	Christianity	
	Yamongeri	Congo, Dem. Re	Central Africa	23,000	98%		Yamongeri	Christianity	
	Yansi	Congo, Dem. Re	Central Africa	200,000	99%		Yansi	Christianity	
	Yela	Congo, Dem. Re	Central Africa	120,000	96%		Yela	Christianity	
	Yombe	Congo, Dem. Re	Central Africa	1,206,000	99%		Yombe	Christianity	
	Yulu	Congo, Dem. Re	Central Africa	4,100	65%		Yulu	Christianity	
	Zimba	Congo, Dem. Re	Central Africa	257,000	96%		Zimba	Christianity	
Zula	Congo, Dem. Re	Central Africa	26,000	65%		Zula	Christianity		
11 Jun.	Arab	Congo, Rep. o	Central Africa	1,200	50%		Arabic, N. Levantine	Islam	
	Babole	Congo, Rep. o	Central Africa	7,400	80%		Dibole	Christianity	
	Bakwele	Congo, Rep. o	Central Africa	15,000	90%		Bekwel	Christianity	
	Bangandu	Congo, Rep. o	Central Africa	1,500	70%		Bangandu	Christianity	
	Bangi	Congo, Rep. o	Central Africa	115,000	90%		Bangi	Christianity	
	Baya, Gbaya	Congo, Rep. o	Central Africa	6,200	95%		Gbaya, Northwest	Christianity	
	Bomitaba	Congo, Rep. o	Central Africa	18,000	78%		Bomitaba	Christianity	
	Bomwali	Congo, Rep. o	Central Africa	54,000	95%		Bomwali	Christianity	
	Bongili	Congo, Rep. o	Central Africa	12,000	78%		Bongili	Christianity	
12 Jun.	Bonjo	Congo, Rep. o	Central Africa	6,100	75%		Bonjo	Christianity	
	Bulu Fang, Pidgin Bulu	Congo, Rep. o	Central Africa	6,100	60%		Bulu	Christianity	
	Deaf	Congo, Rep. o	Central Africa	57,000	90%		Language unknown	Christianity	
	Doondo	Congo, Rep. o	Central Africa	44,000	60%		Doondo	Christianity	
	Fang, Pangwe	Congo, Rep. o	Central Africa	13,000	90%		Fang	Christianity	
	French	Congo, Rep. o	Central Africa	12,000	76%		French	Christianity	
	Hausa	Congo, Rep. o	Central Africa	12,000	0.09%	FR	Hausa	Islam	
	Kaamba	Congo, Rep. o	Central Africa	3,100	65%		Kaamba	Christianity	
	Kako	Congo, Rep. o	Central Africa	14,000	75%		Kako	Christianity	
	Keenge, Beembe	Congo, Rep. o	Central Africa	131,000	74.80%		Beembe	Christianity	
13 Jun.	Kituba, Monokutuba	Congo, Rep. o	Central Africa	1,888,000	95.20%		Kituba	Christianity	
	Kongo	Congo, Rep. o	Central Africa	28,000	92%		Koongo	Christianity	
	Kota	Congo, Rep. o	Central Africa	18,000	80%		Kota	Christianity	
	Koyo	Congo, Rep. o	Central Africa	1,500	95%		Koyo	Christianity	
	Kuba	Congo, Rep. o	Central Africa	57,000	95%		Likuba	Christianity	
	Kunyi	Congo, Rep. o	Central Africa	148,000	99.50%		Kunyi	Christianity	
	Kwala, Likouala	Congo, Rep. o	Central Africa	85,000	85%		Likwala	Christianity	
	Lali	Congo, Rep. o	Central Africa	172,000	99%		Laari	Christianity	
	Lingala, Ngala	Congo, Rep. o	Central Africa	230,000	93%		Lingala	Christianity	
Lobala	Congo, Rep. o	Central Africa	31,000	90%		Lobala	Christianity		

Vanuma





Yansi





Hausa




Lingala, Ngala

Pray Daily:	People Group Name:	Country Name:	Area-Region Name:	People Group Population:	%Percent Christian	LR FR	Primary Language:	Primary Religion:	People Group Photos:
14 Jun.	Lumbu	Congo, Rep. o	Central Africa	6,000	75%		Lumbu	Christianity	
	Makwa	Congo, Rep. o	Central Africa	45,000	95%		Akwa	Christianity	
	Mbamba	Congo, Rep. o	Central Africa	25,000	85%		Ombamba	Christianity	
	Mbangwe	Congo, Rep. o	Central Africa	3,000	67%		Mbangwe	Christianity	
	Mbanza	Congo, Rep. o	Central Africa	16,000	80%		Mbandja	Christianity	
	Mbede	Congo, Rep. o	Central Africa	120,000	95%		Mbere	Christianity	
	Mbosi	Congo, Rep. o	Central Africa	571,000	94.50%		Mbosi	Christianity	
	Mbuku	Congo, Rep. o	Central Africa	51,000	85%		Mboko	Christianity	
	Mbwisi	Congo, Rep. o	Central Africa	6,100	75%		Bwisi	Christianity	
	Moi	Congo, Rep. o	Central Africa	6,200	80%		Moi	Christianity	
15 Jun.	Monzombo	Congo, Rep. o	Central Africa	16,000	65%		Monzombo	Christianity	Mbanza
	Ndasa	Congo, Rep. o	Central Africa	9,000	78%		Ndasa	Christianity	
	Ngbaka	Congo, Rep. o	Central Africa	7,200	80%		Ngbaka	Christianity	
	Ngbaka Mabo, Bwaka	Congo, Rep. o	Central Africa	172,000	99%		Ngbaka Ma'bo	Christianity	
	Ngom, Angom	Congo, Rep. o	Central Africa	8,100	75%		Ngom	Christianity	
	Ngundi	Congo, Rep. o	Central Africa	4,800	76%		Ngundi	Christianity	
	Ngungwel	Congo, Rep. o	Central Africa	118,000	95%		Ngungwel	Christianity	
	Ngwili, Ngiri	Congo, Rep. o	Central Africa	3,000	75%		Ngbandi, Southern	Christianity	
	Njyem	Congo, Rep. o	Central Africa	5,700	93%		Njyem	Christianity	
	Nzebi	Congo, Rep. o	Central Africa	25,000	75%		Njebi	Christianity	
16 Jun.	Nzime	Congo, Rep. o	Central Africa	3,100	93%		Koonzime	Christianity	
	Pol	Congo, Rep. o	Central Africa	11,000	60%		Pol	Christianity	
	Portuguese	Congo, Rep. o	Central Africa	1,300	93%		Portuguese	Christianity	
	Punu	Congo, Rep. o	Central Africa	18,000	80%		Punu	Christianity	
	Pygmy, Bayaka	Congo, Rep. o	Central Africa	42,000	50%		Yaka	Ethnic Religions	
	Pygmy, Gundi	Congo, Rep. o	Central Africa	3,200	78%		Gundi	Christianity	
	Sango	Congo, Rep. o	Central Africa	126,000	75%		Sango	Christianity	
	Sundi	Congo, Rep. o	Central Africa	233,000	95%		Suundi	Christianity	
	Teke Laali	Congo, Rep. o	Central Africa	3,800	95%		Teke-Laali	Christianity	
	Teke, Central - Njyunjyu	Congo, Rep. o	Central Africa	124,000	94%		Teke-Nzikou	Christianity	
17 Jun.	Teke, Eastern	Congo, Rep. o	Central Africa	65,000	98%		Teke, Ibali	Christianity	
	Teke, Northern	Congo, Rep. o	Central Africa	89,000	35%		Teke-Tege	Ethnic Religions	
	Teke, Southern	Congo, Rep. o	Central Africa	70,000	95%		Teke-Kukuya	Christianity	
	Teke, Tsaayi	Congo, Rep. o	Central Africa	173,000	95%		Teke-Tsaayi	Christianity	
	Teke-Aboo	Congo, Rep. o	Central Africa	37,000	90%		Teke-Eboo	Christianity	
	Teke-Fuumu	Congo, Rep. o	Central Africa	15,000	60%		Teke-Fuumu	Christianity	
	Teke-Tyee	Congo, Rep. o	Central Africa	26,000	95%		Teke-Tyee	Christianity	
	Tsangui	Congo, Rep. o	Central Africa	25,000	80%		Tsaangi	Christianity	
	Vili, Fioti	Congo, Rep. o	Central Africa	14,000	78%		Vili	Christianity	
	Wumbvu	Congo, Rep. o	Central Africa	11,000	78%		Wumbvu	Christianity	







Pray Daily:	People Group Name:	Country Name:	Area-Region Name:	People Group Population:	%Percent Christian	LR FR	Primary Language:	Primary Religion:	People Group Photos:
18 Jun.	Yaka, Iyaka	Congo, Rep. of	Central Africa	40,000	95%		Yaka	Christianity	
	Yombe	Congo, Rep. of	Central Africa	59,000	97%		Yombe	Christianity	
	Balengue	Equatorial Guinea	Central Africa	1,100	97%		Molengue	Christianity	
	Batangan	Equatorial Guinea	Central Africa	10,000	100%		Batanga	Christianity	
	Benga	Equatorial Guinea	Central Africa	5,200	90%		Benga	Christianity	
	Bube, Fernandian	Equatorial Guinea	Central Africa	70,000	97%		Bube	Christianity	
	Deaf	Equatorial Guinea	Central Africa	11,000	90%		Language unknown	Christianity	
	Fa D'ambu	Equatorial Guinea	Central Africa	6,900	30%		Fa D'ambu	Christianity	
	Fang, Okak	Equatorial Guinea	Central Africa	1,023,000	93%		Fang	Christianity	
	Fernandino Creole	Equatorial Guinea	Central Africa	8,800	99%		EquatorialGuineanPidgin	Christianity	
19 Jun.	Hausa	Equatorial Guinea	Central Africa	29,000	0.10%	FR	Hausa	Islam	
	Ibibio	Equatorial Guinea	Central Africa	7,300	95%		Ibibio	Christianity	
	Igbo	Equatorial Guinea	Central Africa	58,000	94%		Igbo	Christianity	
	Ngumba, Mabi	Equatorial Guinea	Central Africa	26,000	94%		Kwasio	Christianity	
	Ngumbi	Equatorial Guinea	Central Africa	14,000	97%		Kombe	Christianity	
	Seki	Equatorial Guinea	Central Africa	30,000	95%		Seki	Christianity	
	South Asian, general	Equatorial Guinea	Central Africa	1,500	0%	FR	Hindi	Hinduism	
	Spaniard	Equatorial Guinea	Central Africa	24,000	76%		Spanish	Christianity	
	Yasa, Bongwe	Equatorial Guinea	Central Africa	1,200	88%		Yasa	Christianity	
	Yoruba	Equatorial Guinea	Central Africa	64,000	60%		Yoruba	Christianity	
20 Jun.	Arab	Gabon	Central Africa	5,300	5%	LR	Arabic, N. Levantine	Islam	
	Bakwele	Gabon	Central Africa	7,400	90%		Bekwel	Christianity	
	Bandoumu, Minduumo	Gabon	Central Africa	5,600	5%	LR	Ndumu	Ethnic Religions	
	Barama	Gabon	Central Africa	1,900	80%		Barama	Christianity	
	Benga	Gabon	Central Africa	2,800	92%		Benga	Christianity	
	British	Gabon	Central Africa	1,100	60%		English	Christianity	
	Deaf	Gabon	Central Africa	17,000	79%		Language unknown	Christianity	
	Duma, Aduma	Gabon	Central Africa	21,000	90%		Duma	Christianity	
	Eshira, Chira	Gabon	Central Africa	65,000	90%		Sira	Christianity	
	Eviya	Gabon	Central Africa	500	30%		Eviya	Ethnic Religions	
21 Jun.	Fang	Gabon	Central Africa	717,000	82%		Fang	Christianity	
	Fon	Gabon	Central Africa	27,000	65%		Fon	Christianity	
	French	Gabon	Central Africa	11,000	61%		French	Christianity	
	Fulani	Gabon	Central Africa	11,000	1.50%	LR	Fulfulde, Cent-E. Niger	Islam	
	Gun	Gabon	Central Africa	27,000	65%		Gun	Christianity	
	Hausa	Gabon	Central Africa	16,000	0.50%	LR	Hausa	Islam	
	Kaningi, Bakanike	Gabon	Central Africa	1,900	82%		Kaningi	Christianity	
	Kele, Akele	Gabon	Central Africa	1,900	90%		Kele	Christianity	
	Kota, Mekambo	Gabon	Central Africa	47,000	80%		Kota	Christianity	
	Lumbu	Gabon	Central Africa	43,000	75%		Lumbu	Christianity	





Pray Daily:	People Group Name:	Country Name:	Area-Region Name:	People Group Population:	%Percent Christian	LR FR	Primary Language:	Primary Religion:	People Group Photos:
22 Jun.	Mahongwe	Gabon	Central Africa	15,000	75%		Mahongwe	Christianity	
	Mbamba	Gabon	Central Africa	19,000	85%		Ombamba	Christianity	
	Mbangwe, Mbahouin	Gabon	Central Africa	3,700	67%		Mbangwe	Christianity	
	Mbede	Gabon	Central Africa	100,000	91%		Mbere	Christianity	
	Mbwisi	Gabon	Central Africa	2,700	75%		Bwisi	Christianity	
	Mitsogo, Tsogo	Gabon	Central Africa	17,000	90%		Tsogo	Christianity	
	Myene	Gabon	Central Africa	84,000	85%		Myene	Christianity	
	Ndambomo	Gabon	Central Africa	1,300	30%		Ndambomo	Ethnic Religions	
	Ndasa	Gabon	Central Africa	1,900	78%		Ndasa	Christianity	
	Ngom, Angom	Gabon	Central Africa	18,000	75%		Ngom	Christianity	
23 Jun.	Nzebi	Gabon	Central Africa	227,000	72%		Njebi	Christianity	
	Okande, Kande	Gabon	Central Africa	900	30%		Kande	Ethnic Religions	
	Pinji, Apindje	Gabon	Central Africa	1,900	95%		Pinji	Christianity	
	Pove, Bubi	Gabon	Central Africa	7,400	80%		Bubi	Christianity	
	Punu	Gabon	Central Africa	283,000	76%		Punu	Christianity	
	Pygmy, Baka	Gabon	Central Africa	9,000	30%		Baka	Ethnic Religions	
	Sake, Asake	Gabon	Central Africa	15,000	80%		Sake	Christianity	
	Samay	Gabon	Central Africa	1,600	65%		Samay	Christianity	
	Sangu, Chango	Gabon	Central Africa	56,000	95%		Sangu	Christianity	
	Seki	Gabon	Central Africa	1,900	90%		Seki	Christianity	
24 Jun.	Sighu	Gabon	Central Africa	2,900	84%		Sighu	Christianity	
	Simba	Gabon	Central Africa	200	20%		Simba	Ethnic Religions	
	Tchitchege	Gabon	Central Africa	4,100	95%		Tchitchege	Christianity	
	Teke, Northern	Gabon	Central Africa	159,000	28%		Teke-Tege	Ethnic Religions	
	Teke, Tsaayi	Gabon	Central Africa	74,000	95%		Teke-Tsaayi	Christianity	
	Tsangui	Gabon	Central Africa	19,000	80%		Tsaangi	Christianity	
	Vili, Fioti	Gabon	Central Africa	7,900	78%		Vili	Christianity	
	Vumbu	Gabon	Central Africa	9,300	95%		Vumbu	Christianity	
	Wandji	Gabon	Central Africa	19,000	85%		Wandji	Christianity	
	Wolof	Gabon	Central Africa	13,000	0.50%	LR	Wolof	Islam	
25 Jun.	Wumbvu	Gabon	Central Africa	40,000	78%		Wumbvu	Christianity	
	Yasa	Gabon	Central Africa	900	80%		Yasa	Christianity	
	Abanyom	Nigeria	Central Africa	33,000	92%		Abanyom	Christianity	
	Abong	Nigeria	Central Africa	2,100	60%		Abon	Christianity	
	Abua	Nigeria	Central Africa	50,000	86%		Abua	Christianity	
	Achipawa	Nigeria	Central Africa	20,000	20%		Acipa, Eastern	Ethnic Religions	
	Acipanci	Nigeria	Central Africa	42,000	25%		Cicipu	Islam	
	Adara	Nigeria	Central Africa	391,000	55%		Adara	Christianity	
	Aduge	Nigeria	Central Africa	3,800	25%		Aduge	Ethnic Religions	
	Afizere, Izere	Nigeria	Central Africa	98,000	32%		Izere	Ethnic Religions	

Pray Daily:	People Group Name:	Country Name:	Area-Region Name:	People Group Population:	%Percent Christian	LR FR	Primary Language:	Primary Religion:	People Group Photos:
26 Jun.	Agatu	Nigeria	Central Africa	176,000	81%		Agatu	Christianity	
	Agoi, Ibami	Nigeria	Central Africa	24,000	90%		Agoi	Christianity	
	Agwagwune, Akurakura	Nigeria	Central Africa	42,000	93%		Agwagwune	Christianity	
	Ahan	Nigeria	Central Africa	500	0%	FR	Ahan	Ethnic Religions	
	Ake	Nigeria	Central Africa	3,800	45%		Ake	Ethnic Religions	
	Akoko	Nigeria	Central Africa	124,000	30%		Arigidi	Ethnic Religions	
	Akpes, Ibarim-Efifa	Nigeria	Central Africa	20,000	35%		Akpes	Ethnic Religions	
	Akpet-Ehom	Nigeria	Central Africa	21,000	75%		Ukpet-Ehom	Christianity	
	Akuku	Nigeria	Central Africa	?	60%		Akuku	Christianity	
	Akum	Nigeria	Central Africa	900	60%		Akum	Christianity	
27 Jun.	Alago, Idoma Nokwu	Nigeria	Central Africa	103,000	35%		Alago	Ethnic Religions	
	Alege	Nigeria	Central Africa	19,000	70%		Alege	Christianity	
	Amap, Amo	Nigeria	Central Africa	22,000	20%		Amo	Ethnic Religions	
	Ambandi	Nigeria	Central Africa	10,000	30%		Piya-Kwonci	Ethnic Religions	
	Ambo	Nigeria	Central Africa	3,100	14%		Ambo	Ethnic Religions	
	Anaang	Nigeria	Central Africa	2,932,000	99%		Anaang	Christianity	
	Anca	Nigeria	Central Africa	400	0%	FR	Anca	Ethnic Religions	
	Angas	Nigeria	Central Africa	704,000	76%		Ngas	Christianity	
	Aninka	Nigeria	Central Africa	500	65%		Aninka	Christianity	
	Arab, Lebanese	Nigeria	Central Africa	41,000	31%		Arabic, N. Levantine	Islam	
	28 Jun.	Arab, Syrian	Nigeria	Central Africa	21,000	9%		Arabic, N. Levantine	
Arum-Chessu		Nigeria	Central Africa	8,500	55%		Alumu-Tesu	Christianity	
Ashe		Nigeria	Central Africa	50,000	75%		Ashe	Christianity	
Ashingini		Nigeria	Central Africa	163,000	18%		Cishingini	Ethnic Religions	
Asu		Nigeria	Central Africa	9,800	4%	LR	Asu	Islam	
Aten, Ganawuri		Nigeria	Central Africa	66,000	77%		Iten	Christianity	
Atyab		Nigeria	Central Africa	259,000	84%		Tyap	Christianity	
Auna-Agaraiwa Kambari		Nigeria	Central Africa	165,000	7%		Tsikimba	Islam	
Avadi, Tsivadi		Nigeria	Central Africa	169,000	18%		Tsuvadi	Ethnic Religions	
Awak		Nigeria	Central Africa	13,000	40%		Awak	Ethnic Religions	
29 Jun.	Awori	Nigeria	Central Africa	84,000	20%		Yoruba	Ethnic Religions	
	Ayere	Nigeria	Central Africa	6,200	30%		Ayere	Ethnic Religions	
	Ayu	Nigeria	Central Africa	8,400	8%		Ayu	Ethnic Religions	
	Baan	Nigeria	Central Africa	10,000	65%		Baan	Christianity	
	Baangi	Nigeria	Central Africa	27,000	0%	FR	Baangi	Ethnic Religions	
	Bachama	Nigeria	Central Africa	308,000	92%		Bacama	Christianity	
	Bada	Nigeria	Central Africa	59,000	50%		Mbat	Christianity	
	Bade	Nigeria	Central Africa	404,000	2%	LR	Bade	Islam	
	Baggara, Shuwa Arab	Nigeria	Central Africa	210,000	0.20%	LR	Arabic, Chadian	Islam	
	Bajju, Kaje	Nigeria	Central Africa	620,000	68%		Jju	Christianity	



Pray Daily:	People Group Name:	Country Name:	Area-Region Name:	People Group Population:	%Percent Christian	LR FR	Primary Language:	Primary Religion:	People Group Photos:
30 Jun.	Bakpinka, Uwet	Nigeria	Central Africa	6,100	65%		Bakpinka	Christianity	
	Bambuka	Nigeria	Central Africa	10,000	10%		Kyak	Ethnic Religions	
	Banga	Nigeria	Central Africa	26,000	10%		Gwamhi-Wuri	Ethnic Religions	
	Bangwinji	Nigeria	Central Africa	12,000	15%		Bangwinji	Ethnic Religions	
	Bankalawa	Nigeria	Central Africa	98,000	17.50%		Bankal	Ethnic Religions	
	Bareshe	Nigeria	Central Africa	93,000	18%		Reshe	Islam	
	Barke, Burkanawa	Nigeria	Central Africa	22,000	4%	LR	Mburku	Ethnic Religions	
	Barma	Nigeria	Central Africa	5,000	0%	FR	Bagirmi	Islam	
	Basa	Nigeria	Central Africa	331,000	25%		Basa	Ethnic Religions	
	Basa-Gurmana	Nigeria	Central Africa	5,000	0%	FR	Basa-Gurmana	Ethnic Religions	
1 Jul.	Bassa-Kontagora	Nigeria	Central Africa	34,000	30%		Bassa-Kontagora	Ethnic Religions	
	Bate	Nigeria	Central Africa	306,000	17%		Bata	Islam	
	Batonu, Baruba	Nigeria	Central Africa	374,000	18%		Baatonum	Islam	
	Batu	Nigeria	Central Africa	53,000	35%		Batu	Ethnic Religions	
	Baushi	Nigeria	Central Africa	40,000	10%		Bauchi	Ethnic Religions	
	Becheve	Nigeria	Central Africa	4,100	45%		Iceve-Maci	Ethnic Religions	
	Begbere, Koro Agwe	Nigeria	Central Africa	155,000	15%		Koro Wachi	Ethnic Religions	
	Bekworra, Yakoro	Nigeria	Central Africa	196,000	30%		Bekwarra	Ethnic Religions	
	Belning	Nigeria	Central Africa	500	60%		Belning	Christianity	
	Berom	Nigeria	Central Africa	1,342,000	96%		Berom	Christianity	
2 Jul.	Bete-Jukun	Nigeria	Central Africa	5,900	90%		Bete	Christianity	
	Bette-Bende, Mbeta	Nigeria	Central Africa	164,000	89%		Bete-Bendi	Christianity	
	Bijim	Nigeria	Central Africa	10,000	70%		Bijim	Christianity	
	Bile, Billanchi	Nigeria	Central Africa	48,000	15%		Bille	Ethnic Religions	
	Binawa	Nigeria	Central Africa	13,000	20%		Bina	Ethnic Religions	
	Bitare, Yukutare	Nigeria	Central Africa	74,000	98%		Bitare	Christianity	
	Boga	Nigeria	Central Africa	23,000	60%		Boga	Christianity	
	Bokabaru	Nigeria	Central Africa	77,000	15%		Bokobaru	Islam	
	Boko, Bokonya	Nigeria	Central Africa	64,000	18%		Boko	Ethnic Religions	
	Bokyi, Nki	Nigeria	Central Africa	280,000	98%		Bokyi	Christianity	
3 Jul.	Bole, Bolewa	Nigeria	Central Africa	158,000	0%	FR	Bole	Islam	
	Borghom	Nigeria	Central Africa	162,000	12.50%		Boghom	Ethnic Religions	
	Bozo, Sorogoye	Nigeria	Central Africa	21,000	0%	FR	Bozo, Jenaama	Islam	
	British	Nigeria	Central Africa	25,000	62%		English	Christianity	
	Bu	Nigeria	Central Africa	3,100	4%	LR	Tsucuba	Islam	
	Buduma, Yedina	Nigeria	Central Africa	5,700	0.03%	FR	Buduma	Islam	
	Bukwen	Nigeria	Central Africa	1,100	8%		Bukwen	Ethnic Religions	
	Bumaji	Nigeria	Central Africa	20,000	75%		Bumaji	Christianity	
	Bura, Pabir	Nigeria	Central Africa	515,000	5%		Bura-Pabir	Ethnic Religions	
	Burak	Nigeria	Central Africa	8,100	20%		Burak	Ethnic Religions	

Bura, Pabir





Pray Daily:	People Group Name:	Country Name:	Area-Region Name:	People Group Population:	%Percent Christian	LR FR	Primary Language:	Primary Religion:	People Group Photos:
4 Jul.	Bure	Nigeria	Central Africa	800	10%		Hausa	Ethnic Religions	
	Buru	Nigeria	Central Africa	1,600	25%		Buru	Ethnic Religions	
	Busa, Bussawa	Nigeria	Central Africa	17,000	1%	LR	Busa	Islam	
	Buta-Ningi	Nigeria	Central Africa	59,000	0%	FR	Hausa	Islam	
	Cakfem-Mushere	Nigeria	Central Africa	10,000	10%		Cakfem-Mushere	Ethnic Religions	
	Cameroonian Creole	Nigeria	Central Africa	11,000	80%		Pidgin, Cameroon	Christianity	
	Cham-Mwana, Dijim	Nigeria	Central Africa	47,000	46%		Dikaka	Ethnic Religions	
	Chamba Daka	Nigeria	Central Africa	190,000	15%		Samba Daka	Ethnic Religions	
	Chamba Dirim	Nigeria	Central Africa	18,000	3%	LR	Dirim	Ethnic Religions	
	Chamba Leko	Nigeria	Central Africa	110,000	25%		Samba Leko	Ethnic Religions	
5 Jul.	Chara, Fachara	Nigeria	Central Africa	5,700	25%		Cara	Ethnic Religions	
	Chawai	Nigeria	Central Africa	101,000	70%		Atsam	Christianity	
	Chip	Nigeria	Central Africa	13,000	10%		Miship	Ethnic Religions	
	Chokobo	Nigeria	Central Africa	2,400	5%	LR	Izora	Ethnic Religions	
	Cineni	Nigeria	Central Africa	21,000	15%		Cineni	Ethnic Religions	
	Como Karim	Nigeria	Central Africa	21,000	10%		Como Karim	Ethnic Religions	
	Cori	Nigeria	Central Africa	7,700	55%		Cori	Christianity	
	Daba, Daba Kola	Nigeria	Central Africa	2,200	5%	LR	Daba	Ethnic Religions	
	Dadiya, Dadianci	Nigeria	Central Africa	84,000	45%		Dadiya	Ethnic Religions	
	Dansa	Nigeria	Central Africa	6,300	20%		Lamja-Dengsa-Tola	Ethnic Religions	
6 Jul.	Deaf	Nigeria	Central Africa	2,114,000	51%		Nigerian Sign Lang.	Christianity	
	Defaka, Afakani	Nigeria	Central Africa	2,100	35%		Defaka	Ethnic Religions	
	Degema, Atala	Nigeria	Central Africa	30,000	27%		Degema	Ethnic Religions	
	Dendi, Dandawa	Nigeria	Central Africa	3,700	0.10%	FR	Dendi	Islam	
	Deno, Denawa	Nigeria	Central Africa	13,000	10%		Deno	Ethnic Religions	
	Dera, Kanakuru	Nigeria	Central Africa	66,000	71%		Dera	Christianity	
	Detribalized Pidgen	Nigeria	Central Africa	1,889,000	56%		Pidgin, Nigerian	Christianity	
	Dghwede, Toghwede	Nigeria	Central Africa	77,000	12%		Dghwede	Ethnic Religions	
	Dirya	Nigeria	Central Africa	13,000	6%		Diri	Ethnic Religions	
	Doka	Nigeria	Central Africa	21,000	1%	LR	Doka	Ethnic Religions	
7 Jul.	Doko-Uyanga, Basanga	Nigeria	Central Africa	400	70%		Doko-Uyanga	Christianity	
	Dong	Nigeria	Central Africa	9,600	1%	LR	Dong	Ethnic Religions	
	Duguri	Nigeria	Central Africa	92,000	5%	LR	Duguri	Ethnic Religions	
	Duguza	Nigeria	Central Africa	6,500	10%		Tunzuii	Ethnic Religions	
	Dukawa, Eastern	Nigeria	Central Africa	54,000	7%	FR	ut-Hun	Ethnic Religions	
	Dukawa, Western	Nigeria	Central Africa	65,000	7%	FR	us-Saare	Ethnic Religions	
	Dungi, Dunjawa	Nigeria	Central Africa	2,000	10%		Dungu	Ethnic Religions	
	Durr-Baraza	Nigeria	Central Africa	11,000	2%	LR	Dass	Islam	
	Duwai	Nigeria	Central Africa	21,000	0%	FR	Duwai	Islam	
	Duya	Nigeria	Central Africa	98,000	12%		Duya	Ethnic Religions	

Chawai

Dadiya, Dadianci

Deaf

Dendi, Dandawa

Pray Daily:	People Group Name:	Country Name:	Area-Region Name:	People Group Population:	%Percent Christian	LR FR	Primary Language:	Primary Religion:	People Group Photos:
8 Jul.	Dzodinka	Nigeria	Central Africa	300	65%		Dzodinka	Christianity	
	Ebira	Nigeria	Central Africa	2,249,000	25.50%		Ebira	Islam	
	Ebughu	Nigeria	Central Africa	11,000	92%		Ebughu	Christianity	
	Edo, Bini	Nigeria	Central Africa	2,083,000	99%		Edo	Christianity	
	Efai	Nigeria	Central Africa	11,000	94%		Efai	Christianity	
	Efik	Nigeria	Central Africa	704,000	99%		Efik	Christianity	
	Efutup	Nigeria	Central Africa	32,000	93%		Efutup	Christianity	
	Egbira, Koto	Nigeria	Central Africa	65,000	12%		Ebira	Islam	
	Eggan	Nigeria	Central Africa	21,000	0.05%	FR	Nupe-Nupe-Tako	Islam	
Eggon	Nigeria	Central Africa	21,000	20%		Eggon	Ethnic Religions		
9 Jul.	Ehueun	Nigeria	Central Africa	26,000	35%		Ehueun	Ethnic Religions	
	Ejagham, Ekoi	Nigeria	Central Africa	120,000	94%		Ejagham	Christianity	
	Ekajuk	Nigeria	Central Africa	80,000	92%		Ekajuk	Christianity	
	Eket	Nigeria	Central Africa	450,000	94%		Ekit	Christianity	
	Eki	Nigeria	Central Africa	10,000	95%		Eki	Christianity	
	Ekpari	Nigeria	Central Africa	87,000	44%		Yace	Ethnic Religions	
	Ekpeye	Nigeria	Central Africa	98,000	91%		Ekpeye	Christianity	
	Eleme	Nigeria	Central Africa	111,000	88%		Eleme	Christianity	
	Eloyi, Afo	Nigeria	Central Africa	43,000	6%		Eloyi	Ethnic Religions	
Emai	Nigeria	Central Africa	297,000	33%		Emai-luleha-Ora	Ethnic Religions		
10 Jul.	Engenni	Nigeria	Central Africa	51,000	72%		Engenni	Christianity	
	Enwan	Nigeria	Central Africa	20,000	25%		Enwan	Ethnic Religions	
	Enwang	Nigeria	Central Africa	31,000	96%		Enwan	Christianity	
	Epie	Nigeria	Central Africa	39,000	22%		Epie	Ethnic Religions	
	Eruwa	Nigeria	Central Africa	103,000	35%		Eruwa	Ethnic Religions	
	Esan	Nigeria	Central Africa	661,000	80%		Esan	Christianity	
	Esimbi	Nigeria	Central Africa	300	22%		Esimbi	Ethnic Religions	
	Etebi	Nigeria	Central Africa	33,000	96%		Etebi	Christianity	
	Etsako	Nigeria	Central Africa	570,000	85%		Etsako	Christianity	
Etulo, Turumawa	Nigeria	Central Africa	23,000	65%		Etulo	Christianity		
11 Jul.	Evand	Nigeria	Central Africa	17,000	70%		Evant	Christianity	
	Ewe	Nigeria	Central Africa	11,000	96%		Ewe	Christianity	
	Ezaa	Nigeria	Central Africa	750,000	95%		Ezaa	Christianity	
	Fali of Jibu	Nigeria	Central Africa	8,100	12%		Zizilivakan	Islam	
	Fali, Bana	Nigeria	Central Africa	33,000	3%	LR	Bana	Ethnic Religions	
	Fali, Vimtim	Nigeria	Central Africa	34,000	10%		Fali	Ethnic Religions	
	Fam	Nigeria	Central Africa	2,500	45%		Fam	Ethnic Religions	
	Filipino, Tagalog	Nigeria	Central Africa	21,000	92%		Tagalog	Christianity	
	Firan, Izarek	Nigeria	Central Africa	5,100	25%		Firan	Ethnic Religions	
Fiterya, Hwana	Nigeria	Central Africa	124,000	28%		Hwana	Ethnic Religions		





Edo, Bini





Ezaa





Fulani, Adamawa

Fulani, Nigerian







Pray Daily:	People Group Name:	Country Name:	Area-Region Name:	People Group Population:	%Percent Christian	LR FR	Primary Language:	Primary Religion:	People Group Photos:
12 Jul.	French	Nigeria	Central Africa	8,300	66%		French	Christianity	
	Fulani, Adamawa	Nigeria	Central Africa	1,589,000	3%	LR	Fulfulde, Adamawa	Islam	
	Fulani, Nigerian	Nigeria	Central Africa	16,802,000	0.35%	LR	Fulfulde, Nigerian	Islam	
	Fulani, Sokoto	Nigeria	Central Africa	427,000	0.10%	FR	Fulfulde, Cent. E. Niger	Islam	
	Fyem	Nigeria	Central Africa	23,000	40%		Fyam	Islam	
	Fyer	Nigeria	Central Africa	47,000	12.50%		Fyer	Ethnic Religions	
	Ga'anda, Mokar	Nigeria	Central Africa	87,000	83%		Ga'anda	Christianity	
	Gade	Nigeria	Central Africa	128,000	18%		Gade	Ethnic Religions	
	Galambi	Nigeria	Central Africa	39,000	14%		Galambu	Islam	
	Gamo-Ningi	Nigeria	Central Africa	17,000	35%		Hausa	Ethnic Religions	
13 Jul.	Gana-Gana	Nigeria	Central Africa	150,000	28%		Dipo	Islam	
	Gana-Gana	Nigeria	Central Africa	31,000	2.80%	LR	Gupa-Abawa	Islam	
	Ganang	Nigeria	Central Africa	4,200	30%		Ganang	Ethnic Religions	
	Gbagyi	Nigeria	Central Africa	1,310,000	33%		Gbagyi	Ethnic Religions	
	Gbari	Nigeria	Central Africa	559,000	25%		Gbari	Ethnic Religions	
	Gbo, Imaban	Nigeria	Central Africa	97,000	92%		Legbo	Christianity	
	Geji	Nigeria	Central Africa	8,400	3%	LR	Geji	Ethnic Religions	
	Gengle	Nigeria	Central Africa	6,700	4%	LR	Gengle	Ethnic Religions	
	Gera, Gerawa	Nigeria	Central Africa	409,000	1.60%	LR	Gera	Islam	
	German	Nigeria	Central Africa	4,100	78%		German, Standard	Christianity	
14 Jul.	Geruma	Nigeria	Central Africa	16,000	0%	FR	Geruma	Islam	
	Ghotuo	Nigeria	Central Africa	19,000	25%		Ghotuo	Ethnic Religions	
	Glavda	Nigeria	Central Africa	52,000	20%		Glavda	Ethnic Religions	
	Goemai	Nigeria	Central Africa	386,000	62%		Goemai	Christianity	
	Gokana	Nigeria	Central Africa	175,000	98%		Gokana	Christianity	
	Gourma	Nigeria	Central Africa	41,000	5%	LR	Gourmanchema	Ethnic Religions	
	Gubi, Gubawa	Nigeria	Central Africa	1,900	10%		Shiki	Islam	
	Gude, Cheke	Nigeria	Central Africa	171,000	24%		Gude	Islam	
	Gudu	Nigeria	Central Africa	9,900	2%	LR	Gudu	Islam	
	Guduf	Nigeria	Central Africa	101,000	4%	LR	Guduf-Gava	Ethnic Religions	
15 Jul.	Gun	Nigeria	Central Africa	465,000	40%		Gun	Ethnic Religions	
	Gure-Kahugu, Gura	Nigeria	Central Africa	46,000	98%		Gbiri-Niragu	Christianity	
	Gurmana	Nigeria	Central Africa	6,600	10%		Gurmana	Ethnic Religions	
	Guruntum	Nigeria	Central Africa	16,000	4%	LR	Guruntum-Mbaaru	Ethnic Religions	
	Gwa	Nigeria	Central Africa	1,700	5%	LR	Gwa	Ethnic Religions	
	Gwak	Nigeria	Central Africa	90,000	2%	LR	Gwak	Islam	
	Gwandara	Nigeria	Central Africa	49,000	4%	LR	Gwandara	Ethnic Religions	
	Gwomu	Nigeria	Central Africa	9,800	20%		Moo	Ethnic Religions	
	Gyaazi	Nigeria	Central Africa	5,100	5%	LR	Gyaazi	Islam	
	Gyem, Gyemawa	Nigeria	Central Africa	2,100	10%		Hausa	Ethnic Religions	





Pray Daily:	People Group Name:	Country Name:	Area-Region Name:	People Group Population:	%Percent Christian	LR FR	Primary Language:	Primary Religion:	People Group Photos:
16 Jul.	Ham	Nigeria	Central Africa	359,000	85%		Hyam	Christianity	
	Han Chinese, Cantonese	Nigeria	Central Africa	9,400	5%		Chinese, Yue	Ethnic Religions	
	Han Chinese, Mandarin	Nigeria	Central Africa	3,800	6%		Chinese, Mandarin	Non-Religious	
	Han Chinese, Wu	Nigeria	Central Africa	5,600	8%		Chinese, Wu	Ethnic Religions	
	Hausa	Nigeria	Central Africa	35,670,000	3.00%	LR	Hausa	Islam	
	Hide, Xedi	Nigeria	Central Africa	7,100	10%		Hdi	Ethnic Religions	
	Hone	Nigeria	Central Africa	13,000	10%		Hone	Islam	
	Horom	Nigeria	Central Africa	2,900	40%		Horom	Ethnic Religions	
	Hya	Nigeria	Central Africa	2,800	20%		Hya	Ethnic Religions	
	Ibani, Bonny	Nigeria	Central Africa	121,000	92%		Ibani	Christianity	
17 Jul.	Ibeno	Nigeria	Central Africa	20,000	75%		Ibino	Christianity	
	Ibibio	Nigeria	Central Africa	6,297,000	99.80%		Ibibio	Christianity	
	Ibilo	Nigeria	Central Africa	7,800	80%		Okpamheri	Christianity	
	Icen	Nigeria	Central Africa	74,000	51%		Cen	Christianity	
	Ichen	Nigeria	Central Africa	91,000	25%		Etkywan	Ethnic Religions	
	Idere	Nigeria	Central Africa	11,000	90%		Idere	Christianity	
	Idoma	Nigeria	Central Africa	144,000	45%		Idoma	Ethnic Religions	
	Idoma, Central	Nigeria	Central Africa	475,000	97%		Idoma	Christianity	
	Idoma, West	Nigeria	Central Africa	516,000	97%		Idoma	Christianity	
	Idon	Nigeria	Central Africa	6,500	10%		Ajija	Ethnic Religions	
18 Jul.	Igala	Nigeria	Central Africa	1,648,000	78%		Igala	Christianity	
	Igbo	Nigeria	Central Africa	30,880,000	98.80%		Igbo	Christianity	
	Igede	Nigeria	Central Africa	468,000	75%		Igede	Christianity	
	Igwe	Nigeria	Central Africa	23,000	30%		Igwe	Ethnic Religions	
	Ihievbe	Nigeria	Central Africa	56,000	85%		Ihievbe	Christianity	
	Ijaw, Central-Western	Nigeria	Central Africa	2,477,000	99%		Izon	Christianity	
	Ijaw, Eastern	Nigeria	Central Africa	8,900	65%		Nkoroo	Christianity	
	Ijaw, Northeast Central	Nigeria	Central Africa	10,000	65%		Biseni	Christianity	
	Ijaw, Southeast	Nigeria	Central Africa	2,334,000	97%		Ijo, Southeast	Christianity	
	Ika	Nigeria	Central Africa	41,000	91%		Ika	Christianity	
19 Jul.	Iko	Nigeria	Central Africa	12,000	90%		Iko	Christianity	
	Ikpeshe	Nigeria	Central Africa	9,600	25%		Ikpeshi	Ethnic Religions	
	Iku	Nigeria	Central Africa	21,000	5%	LR	Iku-Gora-Ankwa	Ethnic Religions	
	Ikulu	Nigeria	Central Africa	97,000	5%		Ikulu	Ethnic Religions	
	Ikwere	Nigeria	Central Africa	661,000	20%		Ikwere	Ethnic Religions	
	Ikwo	Nigeria	Central Africa	330,000	98%		Ikwo	Christianity	
	Ilue	Nigeria	Central Africa	9,300	95%		Ilue	Christianity	
	Irigwe, Aregwe	Nigeria	Central Africa	87,000	28%		Irigwe	Ethnic Religions	
	Isoko	Nigeria	Central Africa	692,000	98%		Isoko	Christianity	
	Ito	Nigeria	Central Africa	12,000	90%		Ito	Christianity	

Pray Daily:	People Group Name:	Country Name:	Area-Region Name:	People Group Population:	%Percent Christian	LR FR	Primary Language:	Primary Religion:	People Group Photos:
20 Jul.	Isekiri	Nigeria	Central Africa	954,000	98%		Isekiri	Christianity	
	Itu Mbuza	Nigeria	Central Africa	12,000	95%		Itu Mbon Uzo	Christianity	
	Ivbie, North	Nigeria	Central Africa	65,000	88%		Ivbie N. Okpela-Arhe	Christianity	
	Iyatu, Idoani	Nigeria	Central Africa	45,000	35%		Iyayu	Ethnic Religions	
	Iyive, Ndir	Nigeria	Central Africa	2,200	75%		Iyive	Christianity	
	Izhi	Nigeria	Central Africa	686,000	98%		Izii	Christianity	
	Janji, Anafejanzi	Nigeria	Central Africa	2,100	55%		Janji	Christianity	
	Janjo	Nigeria	Central Africa	120,000	35%		Dza	Ethnic Religions	
	Jara	Nigeria	Central Africa	84,000	10%		Jara	Islam	
	Jere	Nigeria	Central Africa	93,000	42%		Jere	Ethnic Religions	
21 Jul.	Jibu	Nigeria	Central Africa	60,000	6%		Jibu	Ethnic Religions	
	Jidda-Abu, Nakare	Nigeria	Central Africa	22,000	40%		Bu	Ethnic Religions	
	Jilbe	Nigeria	Central Africa	3,700	3%	LR	Jilbe	Islam	
	Jimbin	Nigeria	Central Africa	4,200	8%		Zumbun	Ethnic Religions	
	Jimi, Bi-Gimu	Nigeria	Central Africa	2,100	10%		Jimi	Islam	
	Jiru, Zhiru	Nigeria	Central Africa	6,200	25%		Jiru	Ethnic Religions	
	Jorto	Nigeria	Central Africa	31,000	12.50%		Jorto	Ethnic Religions	
	Ju	Nigeria	Central Africa	2,700	4%	LR	Ju	Ethnic Religions	
	Jukun, Kona	Nigeria	Central Africa	5,700	30%		Jiba	Ethnic Religions	
	Jukun, Wanu	Nigeria	Central Africa	5,900	10%		Wannu	Ethnic Religions	
22 Jul.	Jukun, Wapan	Nigeria	Central Africa	195,000	94%		Wapan	Christianity	
	Jukun, Wase	Nigeria	Central Africa	3,000	20%		Wapha	Ethnic Religions	
	Kadun	Nigeria	Central Africa	18,000	1%	LR	Kadung	Ethnic Religions	
	Kagoma	Nigeria	Central Africa	46,000	7%		Gyong	Ethnic Religions	
	Kaivi	Nigeria	Central Africa	4,200	55%		Kaivi	Christianity	
	Kakanda	Nigeria	Central Africa	45,000	2.50%	LR	Kakanda	Islam	
	Kakihum	Nigeria	Central Africa	27,000	15%		Tsuvadi	Ethnic Religions	
	Kalabari	Nigeria	Central Africa	515,000	96%		Kalabari	Christianity	
	Kam	Nigeria	Central Africa	9,800	25%		Kam	Ethnic Religions	
	Kamantan, Angan	Nigeria	Central Africa	34,000	75%		Kamantan	Christianity	
23 Jul.	Kambari	Nigeria	Central Africa	163,000	65%		Tsishingini	Christianity	
	Kambu	Nigeria	Central Africa	8,200	80%		Limbum	Christianity	
	Kami	Nigeria	Central Africa	10,000	2.80%	LR	Kami	Islam	
	Kamo	Nigeria	Central Africa	41,000	5%	LR	Kamo	Ethnic Religions	
	Kamuku	Nigeria	Central Africa	60,000	8%		Kamuku	Ethnic Religions	
	Kamwe, Higi	Nigeria	Central Africa	617,000	38%		Kamwe	Ethnic Religions	
	Kanem, Koenoem	Nigeria	Central Africa	3,400	35%		Koenoem	Ethnic Religions	
	Kanembu	Nigeria	Central Africa	2,200	0%	FR	Kanembu	Islam	
	Kaningkom-Nindem	Nigeria	Central Africa	17,000	3%	LR	Nikyob-Nindem	Ethnic Religions	
	Kanufi, Karshi	Nigeria	Central Africa	19,000	10%		Kanufi	Ethnic Religions	

Kanuri, Manga



Pray Daily:	People Group Name:	Country Name:	Area-Region Name:	People Group Population:	%Percent Christian	LR FR	Primary Language:	Primary Religion:	People Group Photos:
24 Jul.	Kanuri, Manga	Nigeria	Central Africa	398,000	0%	FR	Kanuri, Manga	Islam	
	Kanuri, Yerwa	Nigeria	Central Africa	7,370,000	0.01%	FR	Kanuri, Central	Islam	
	Kapsiki, Psikye	Nigeria	Central Africa	24,000	40%		Psikye	Ethnic Religions	
	Kapya	Nigeria	Central Africa	300	20%		Kapya	Ethnic Religions	
	Karekare, Jalalum	Nigeria	Central Africa	390,000	2%	LR	Karekare	Islam	
	Karfa	Nigeria	Central Africa	1,700	35%		Duhwa	Ethnic Religions	
	Kariya	Nigeria	Central Africa	4,200	10%		Kariya	Islam	
	Kholok	Nigeria	Central Africa	6,200	15%		Kholok	Islam	
	Kiballo, Vono	Nigeria	Central Africa	1,600	8%		Vono	Ethnic Religions	
	Kila	Nigeria	Central Africa	?	10%		Somyev	Ethnic Religions	
25 Jul.	Kilba, Huba	Nigeria	Central Africa	360,000	82%		Nya Huba	Christianity	
	Kiong	Nigeria	Central Africa	900	80%		Kiong	Christianity	
	Kir	Nigeria	Central Africa	6,000	10%		Kir-Balar	Islam	
	Kirifi, Kirifawa	Nigeria	Central Africa	46,000	22%		Giiwo	Islam	
	Kiryia-Konzel	Nigeria	Central Africa	7,500	25%		Kiryia-Konzel	Ethnic Religions	
	Kitimi	Nigeria	Central Africa	4,100	5%	LR	Tumi	Ethnic Religions	
	Kofa	Nigeria	Central Africa	1,600	0%	FR	Kofa	Ethnic Religions	
	Kofyar, Jibiyal	Nigeria	Central Africa	196,000	17%		Kofyar	Ethnic Religions	
	Kohumono, Bahumono	Nigeria	Central Africa	60,000	92%		Kohumono	Christianity	
	Koma	Nigeria	Central Africa	63,000	30%		Koma	Ethnic Religions	
26 Jul.	Kono, Kwono	Nigeria	Central Africa	10,000	60%		Kono	Christianity	
	Kora Nulu	Nigeria	Central Africa	4,100	5%	LR	Koro Nulu	Islam	
	Koro Zuba	Nigeria	Central Africa	11,000	35%		Koro Zuba	Islam	
	Koro, Jijili	Nigeria	Central Africa	15,000	60%		Tanjijili	Christianity	
	Korop, Erorup	Nigeria	Central Africa	19,000	80%		Korop	Christianity	
	Kotoko, Afade	Nigeria	Central Africa	46,000	2%	LR	Afade	Islam	
	Kpan	Nigeria	Central Africa	21,000	18%		Kpan	Ethnic Religions	
	Kubi	Nigeria	Central Africa	2,900	10%		Hausa	Islam	
	Kudu-Camo	Nigeria	Central Africa	2,800	25%		Hausa	Ethnic Religions	
	Kugama	Nigeria	Central Africa	6,100	10%		Kugama	Ethnic Religions	
27 Jul.	Kugbo	Nigeria	Central Africa	6,500	65%		Kugbo	Christianity	
	Kukele, Ukele	Nigeria	Central Africa	235,000	97%		Kukele	Christianity	
	Kulere, Korom Boye	Nigeria	Central Africa	30,000	81%		Kulere	Christianity	
	Kulung, Bambur	Nigeria	Central Africa	51,000	94%		Kulung	Christianity	
	Kumba	Nigeria	Central Africa	6,200	25%		Kumba	Ethnic Religions	
	Kupa	Nigeria	Central Africa	41,000	4%	LR	Kupa	Islam	
	Kupto	Nigeria	Central Africa	5,600	10%		Kutto	Islam	
	Kurama, Bagwama	Nigeria	Central Africa	73,000	88%		Kurama	Christianity	
	Kushi	Nigeria	Central Africa	23,000	12%		Kushi	Ethnic Religions	
	Kutep	Nigeria	Central Africa	81,000	93%		Kutep	Christianity	





Pray Daily:	People Group Name:	Country Name:	Area-Region Name:	People Group Population:	%Percent Christian	LR FR	Primary Language:	Primary Religion:	People Group Photos:
28 Jul.	Kuturmi, West Yamma	Nigeria	Central Africa	19,000	25%		Kuturmi	Ethnic Religions	
	Kuzamani, Rishuwa	Nigeria	Central Africa	3,300	5%	LR	Shuwa-Zamani	Ethnic Religions	
	Kwaami	Nigeria	Central Africa	24,000	17%		Kwaami	Islam	
	Kwah	Nigeria	Central Africa	14,000	15%		Kwa	Ethnic Religions	
	Kyanga	Nigeria	Central Africa	24,000	0%	FR	Kyanga	Islam	
	Kyibaku, Chibuk	Nigeria	Central Africa	240,000	78%		Kibaku	Christianity	
	Laamang, Gbuhwe	Nigeria	Central Africa	78,000	15%		Lamang	Ethnic Religions	
	Labur	Nigeria	Central Africa	700	12%		Labir	Ethnic Religions	
	Lakka, Lao Habe	Nigeria	Central Africa	9,200	5%		Laka	Islam	
	Lala-Roba, Gworam	Nigeria	Central Africa	90,000	9%		Lala-Roba	Ethnic Religions	
29 Jul.	Lame	Nigeria	Central Africa	21,000	25%		Lame	Ethnic Religions	
	Laru	Nigeria	Central Africa	29,000	20%		Laru	Islam	
	Leelau	Nigeria	Central Africa	11,000	60%		Leelau	Christianity	
	Lela, Dakakari	Nigeria	Central Africa	176,000	20%		C'lela	Ethnic Religions	
	Lemoro, Anowuru	Nigeria	Central Africa	19,000	35%		Lemoro	Ethnic Religions	
	Lere	Nigeria	Central Africa	28,000	35%		Lere	Ethnic Religions	
	Libo, Kaan	Nigeria	Central Africa	20,000	40%		Kaan	Ethnic Religions	
	Loh	Nigeria	Central Africa	16,000	15%		Loo	Ethnic Religions	
	Longuda, Jessu	Nigeria	Central Africa	104,000	40%		Longuda	Ethnic Religions	
	Lopawa, Lupa	Nigeria	Central Africa	21,000	40%		Lopa	Islam	
30 Jul.	Lotsu-Piri, Kitta	Nigeria	Central Africa	36,000	74%		Tso	Christianity	
	Lubila, Kabila	Nigeria	Central Africa	21,000	75%		Lubila	Christianity	
	Lufu	Nigeria	Central Africa	5,000	60%		Lufu	Christianity	
	Luri	Nigeria	Central Africa	100	10%		Hausa	Ethnic Religions	
	Mabo-Barkul, Kaleri	Nigeria	Central Africa	3,900	35%		Bo-Rukul	Ethnic Religions	
	Madda	Nigeria	Central Africa	195,000	30%		Mada	Ethnic Religions	
	Mafa	Nigeria	Central Africa	8,900	7%		Mafa	Ethnic Religions	
	Magdhi, Widala	Nigeria	Central Africa	4,000	0.07%	FR	Magdhi	Islam	
	Magu	Nigeria	Central Africa	22,000	40%		Mvanip	Ethnic Religions	
	Maguzawa	Nigeria	Central Africa	206,000	2%	LR	Hausa	Ethnic Religions	
31 Jul.	Maha	Nigeria	Central Africa	20,000	10%		Maaka	Islam	
	Mama, Kwarra	Nigeria	Central Africa	65,000	20%		Mama	Ethnic Religions	
	Mambila, Nigeria	Nigeria	Central Africa	195,000	12.50%		Mambila, Nigeria	Ethnic Religions	
	Mandara, Wandala	Nigeria	Central Africa	21,000	0%	FR	Wandala	Islam	
	Mangas	Nigeria	Central Africa	200	15%		Mangas	Ethnic Religions	
	Marghi, Central	Nigeria	Central Africa	229,000	62%		Marghi Central	Christianity	
	Marghi, South	Nigeria	Central Africa	241,000	67%		Marghi South	Christianity	
	Marghi, West	Nigeria	Central Africa	284,000	0%	FR	Kanuri, Central	Islam	
	Mashi	Nigeria	Central Africa	1,600	45%		Mashi	Ethnic Religions	
	Maya	Nigeria	Central Africa	4,600	90%		Bali	Christianity	

Kyibaku, Chibuk

Lela, Dakakari

Mama, Kwarra

Marghi, West

Pray Daily:	People Group Name:	Country Name:	Area-Region Name:	People Group Population:	%Percent Christian	LR FR	Primary Language:	Primary Religion:	People Group Photos:
1 Aug.	Mbembe, Cross-River	Nigeria	Central Africa	243,000	95%		Mbembe, Cross River	Christianity	
	Mboi	Nigeria	Central Africa	38,000	17%		Mboi	Ethnic Religions	
	Mbonga, Mboa	Nigeria	Central Africa	2,100	20%		Mbonga	Ethnic Religions	
	Mbube, Western	Nigeria	Central Africa	85,000	94%		Mbe	Christianity	
	Mbula-Bwazza, Bere	Nigeria	Central Africa	126,000	48%		Mbula-Bwazza	Ethnic Religions	
	Megili	Nigeria	Central Africa	108,000	45%		Lijili	Ethnic Religions	
	Mgbo	Nigeria	Central Africa	239,000	98%		Mgbolizhia	Christianity	
	Mini	Nigeria	Central Africa	6,200	65%		Abureni	Christianity	
	Miya, Miyawa	Nigeria	Central Africa	63,000	1%	LR	Miya	Ethnic Religions	
	Montol	Nigeria	Central Africa	42,000	25%		Montol	Ethnic Religions	
2 Aug.	Mubako, Mumbake	Nigeria	Central Africa	19,000	55%		Nyong	Christianity	
	Mumuye	Nigeria	Central Africa	796,000	29%		Mumuye	Ethnic Religions	
	Mumuye Minde	Nigeria	Central Africa	33,000	75%		Shoo-Minda-Nye	Christianity	
	Mundat	Nigeria	Central Africa	2,000	30%		Mundat	Ethnic Religions	
	Munga, Mingang Doso	Nigeria	Central Africa	5,500	45%		Mingang Doso	Ethnic Religions	
	Mwaghavul	Nigeria	Central Africa	170,000	80%		Mwaghavul	Christianity	
	Nandu-Tari, Ahwai	Nigeria	Central Africa	12,000	55%		Ahwai	Christianity	
	Naraguta, Iguta	Nigeria	Central Africa	12,000	40%		Iguta	Ethnic Religions	
	Nde, Ekamtonofo	Nigeria	Central Africa	46,000	88%		Nde-Nsele-Nta	Christianity	
	Nde-Gbite	Nigeria	Central Africa	?	60%		Nde-Gbite	Christianity	
3 Aug.	Ndoe, Anep	Nigeria	Central Africa	13,000	75%		Ndoe	Christianity	
	Ndola	Nigeria	Central Africa	110,000	60%		Ndoola	Christianity	
	Ndunda	Nigeria	Central Africa	600	0%	FR	Ndunda	Ethnic Religions	
	Ngamo, Ngamawa	Nigeria	Central Africa	118,000	11%		Ngamo	Ethnic Religions	
	Nggwahyi, Ngwaxi	Nigeria	Central Africa	10,000	5%	LR	Nggwahyi	Islam	
	Ngizim, Ngizmawa	Nigeria	Central Africa	170,000	7%		Ngizim	Islam	
	Ngoshe Sama, Nggweshe	Nigeria	Central Africa	43,000	30%		Gvoko	Ethnic Religions	
	Ngwaba	Nigeria	Central Africa	20,000	8%		Ngwaba	Islam	
	Nimbari	Nigeria	Central Africa	100	10%		Nyam	Ethnic Religions	
	Ninzo	Nigeria	Central Africa	131,000	6%		Ninzo	Ethnic Religions	
4 Aug.	Njikum	Nigeria	Central Africa	?	100%		Jukun Takum	Christianity	
	Nkari	Nigeria	Central Africa	10,000	90%		Nkari	Christianity	
	Nkem-Nkum, Ndok	Nigeria	Central Africa	66,000	92%		Nkem-Nkum	Christianity	
	Nkukoli	Nigeria	Central Africa	3,200	70%		Nkukoli	Christianity	
	Nnam	Nigeria	Central Africa	7,000	75%		Nnam	Christianity	
	Nteng	Nigeria	Central Africa	3,600	75%		Nteng	Christianity	
	Numana, Sanga	Nigeria	Central Africa	56,000	4%	LR	Numana-Nunku-Gbantu	Ethnic Religions	
	Nungu, Rindre	Nigeria	Central Africa	95,000	34%		Nungu	Ethnic Religions	
	Nupe	Nigeria	Central Africa	1,848,000	5%	LR	Nupe-Nupe-Tako	Islam	
	Nyankpa	Nigeria	Central Africa	88,000	75%		Nyankpa	Christianity	





Mumuye

Mwaghavul

Ngizim, Ngizmawa

Nupe







Pray Daily:	People Group Name:	Country Name:	Area-Region Name:	People Group Population:	%Percent Christian	LR FR	Primary Language:	Primary Religion:	People Group Photos:
5 Aug.	Nyeng	Nigeria	Central Africa	3,300	55%		Ahwai	Christianity	
	Nyima, Anyima	Nigeria	Central Africa	21,000	60%		Lenyima	Christianity	
	Nzanyi	Nigeria	Central Africa	164,000	24%		Nzanyi	Islam	
	Obanliku, Abanliku	Nigeria	Central Africa	128,000	94%		Obanliku	Christianity	
	Obolo	Nigeria	Central Africa	318,000	96%		Obolo	Christianity	
	Obulom	Nigeria	Central Africa	6,100	70%		Obulom	Christianity	
	Obuoro	Nigeria	Central Africa	12,000	90%		Ibuoro	Christianity	
	Odual	Nigeria	Central Africa	35,000	94%		Odual	Christianity	
	Odut	Nigeria	Central Africa	4600	70%		Odut	Christianity	
	Ogba	Nigeria	Central Africa	339,000	98%		Ogbah	Christianity	
6 Aug.	Ogbia, Ogbinya	Nigeria	Central Africa	400,000	98%		Ogbia	Christianity	
	Ogbogolo	Nigeria	Central Africa	18,000	65%		Ogbogolo	Christianity	
	Ogbronuagum, Bukuma	Nigeria	Central Africa	22,000	55%		Ogbronuagum	Christianity	
	Ogoni	Nigeria	Central Africa	441,000	96%		Khana	Christianity	
	Ogori-Magongo	Nigeria	Central Africa	20,000	95%		Oko-Eni-Osayan	Christianity	
	Okobo	Nigeria	Central Africa	104,000	92%		Okobo	Christianity	
	Okodia	Nigeria	Central Africa	10,000	60%		Okodia	Christianity	
	Okpamheri	Nigeria	Central Africa	97,000	28%		Okpamheri	Ethnic Religions	
	Okpe, NW Edoid	Nigeria	Central Africa	15,000	25%		Okpe	Ethnic Religions	
	Okpe, SW Edoid	Nigeria	Central Africa	46,000	25%		Okpe	Ethnic Religions	
7 Aug.	Okpe-Idesa	Nigeria	Central Africa	11,000	25%		Idesa	Ethnic Religions	
	Okrika	Nigeria	Central Africa	470,000	98%		Kirike	Christianity	
	Oloma	Nigeria	Central Africa	?	75%		Oloma	Christianity	
	Olulumo-lkom, Okuni	Nigeria	Central Africa	177,000	98%		Olulumo-lkom	Christianity	
	Oron	Nigeria	Central Africa	146,000	94%		Oro	Christianity	
	Orri, Oring	Nigeria	Central Africa	147,000	96%		Oring	Christianity	
	Oruma	Nigeria	Central Africa	9,200	65%		Oruma	Christianity	
	Ososo	Nigeria	Central Africa	34,000	35%		Ososo	Ethnic Religions	
	Pa'a, Afawa	Nigeria	Central Africa	32,000	5%	LR	Pa'a	Ethnic Religions	
	Pana	Nigeria	Central Africa	8,300	65%		Pana	Christianity	
8 Aug.	Panawa	Nigeria	Central Africa	5,300	0%	FR	Panawa	Ethnic Religions	
	Pangseng	Nigeria	Central Africa	?	55%		Pangseng	Christianity	
	Panso, Nso	Nigeria	Central Africa	10,000	60%		Lamns'o	Christianity	
	Panyam	Nigeria	Central Africa	10,000	40%		Mak	Ethnic Religions	
	Passam, Kpasam	Nigeria	Central Africa	30,000	25%		Kpasham	Ethnic Religions	
	Payung	Nigeria	Central Africa	3,400	25%		Pyapun	Ethnic Religions	
	Pe	Nigeria	Central Africa	8,200	35%		Pe	Ethnic Religions	
	Peere	Nigeria	Central Africa	9,700	30%		Peere	Ethnic Religions	
	Pero	Nigeria	Central Africa	52,000	73%		Pero	Christianity	
	Piti	Nigeria	Central Africa	9,700	80%		Piti	Christianity	





Obolo

Ogbronuagum





Payung





Pe





Pray Daily:	People Group Name:	Country Name:	Area-Region Name:	People Group Population:	%Percent Christian	LR FR	Primary Language:	Primary Religion:	People Group Photos:
9 Aug.	Polci	Nigeria	Central Africa	33,000	12%		Polci	Ethnic Religions	
	Pongu	Nigeria	Central Africa	51,000	30%		Pangu	Islam	
	Puku, Fakanchi	Nigeria	Central Africa	73,000	2%	LR	Ut-Ma'in	Ethnic Religions	
	Rang	Nigeria	Central Africa	?	55%		Rang	Christianity	
	Ron	Nigeria	Central Africa	231,000	30%		Ron	Ethnic Religions	
	Rukuba, Inchazi	Nigeria	Central Africa	163,000	45%		Kuce	Ethnic Religions	
	Rumaya	Nigeria	Central Africa	12,000	15%		Mala	Ethnic Religions	
	Ruruma	Nigeria	Central Africa	15,000	10%		Ruma	Ethnic Religions	
	Sanga, Asanga	Nigeria	Central Africa	36,000	0.50%	LR	Sanga	Ethnic Religions	
	Sara Mbai	Nigeria	Central Africa	2,800	65%		Mbay	Christianity	
10 Aug.	Sasaru	Nigeria	Central Africa	22,000	25%		Sasaru	Ethnic Religions	
	Sha	Nigeria	Central Africa	5,800	30%		Sha	Ethnic Religions	
	Shakara	Nigeria	Central Africa	5,000	60%		Ahwai	Christianity	
	Shal, Shall-Zwall	Nigeria	Central Africa	15,000	20%		Shall-Zwall	Ethnic Religions	
	Shama	Nigeria	Central Africa	9,300	10%		Shama-Sambuga	Ethnic Religions	
	Shamang	Nigeria	Central Africa	?	10%		Shamang	Ethnic Religions	
	Shanga	Nigeria	Central Africa	26,000	0%	FR	Shanga	Islam	
	Shani	Nigeria	Central Africa	1,900	8%		Hausa	Ethnic Religions	
	Siri, Sirawa	Nigeria	Central Africa	5,900	25%		Siri	Ethnic Religions	
	Songhai-Koyraboro	Nigeria	Central Africa	3,400	0.40%	LR	Songhay,KoyraboroSenni	Islam	
11 Aug.	Sukur	Nigeria	Central Africa	30,000	12%		Sukur	Ethnic Religions	
	Surubu, Zurubu	Nigeria	Central Africa	3,400	80%		Surubu	Christianity	
	Tal	Nigeria	Central Africa	33,000	30%		Tal	Ethnic Religions	
	Tala	Nigeria	Central Africa	1,900	20%		Tala	Ethnic Religions	
	Tambes	Nigeria	Central Africa	2,100	25%		Tambas	Ethnic Religions	
	Tangale	Nigeria	Central Africa	276,000	85%		Tangale	Christianity	
	Tapshin, Tapshinawa	Nigeria	Central Africa	9,700	12%		Sur	Ethnic Religions	
	Tarok	Nigeria	Central Africa	528,000	86.50%		Tarok	Christianity	
	Tee	Nigeria	Central Africa	454,000	95%		Tee	Christianity	
	Teme	Nigeria	Central Africa	6,100	5%	LR	Teme	Ethnic Religions	
12 Aug.	Tera	Nigeria	Central Africa	179,000	41%		Tera	Christianity	
	Tha	Nigeria	Central Africa	1,900	0%	FR	Tha	Ethnic Religions	
	Tiba	Nigeria	Central Africa	21,000	0%	FR	Gaa	Islam	
	Tigon	Nigeria	Central Africa	47,000	8%		Mbembe, Tigon	Ethnic Religions	
	Tita	Nigeria	Central Africa	6,200	40%		Tita	Ethnic Religions	
	Tiv	Nigeria	Central Africa	4,628,000	98.50%		Tiv	Christianity	
	Tiyaa	Nigeria	Central Africa	6,200	65.00%		Tiyaa	Christianity	
	Tsagu	Nigeria	Central Africa	4,200	10%		Ciwogai	Ethnic Religions	
	Tuareg, Tamajaq	Nigeria	Central Africa	3,400	0%	FR	Tamajaq, Taw.	Islam	
	Tuba, Teda	Nigeria	Central Africa	4,200	0%	FR	Tedaga	Islam	

Pray Daily:	People Group Name:	Country Name:	Area-Region Name:	People Group Population:	%Percent Christian	LR FR	Primary Language:	Primary Religion:	People Group Photos:
13 Aug.	Tula	Nigeria	Central Africa	58,000	15%		Tula	Ethnic Religions	
	Turkwam	Nigeria	Central Africa	7,100	35%		Toro	Ethnic Religions	
	Ubaghara	Nigeria	Central Africa	65,000	88%		Ubaghara	Christianity	
	Ubang	Nigeria	Central Africa	14,000	65%		Ubang	Christianity	
	Uda	Nigeria	Central Africa	23,000	95%		Uda	Christianity	
	Uhami-Iyayu	Nigeria	Central Africa	25,000	35%		Uhami	Ethnic Religions	
	Uhumkighi, Yukuben	Nigeria	Central Africa	30,000	50%		Yukuben	Christianity	
	Ukaan	Nigeria	Central Africa	58,000	34%		Ukaan	Ethnic Religions	
	Ukpe-Bayobiri	Nigeria	Central Africa	25,000	92%		Ukpe-Bayobiri	Christianity	
	Ukue-Ehuen	Nigeria	Central Africa	26,000	25%		Ukue	Ethnic Religions	
14 Aug.	Ukwa	Nigeria	Central Africa	600	5%	LR	Ukwa	Ethnic Religions	Uneme
	Ukwuani-Aboh, Kwale	Nigeria	Central Africa	320,000	95%		Ukwuani-Aboh-Ndoni	Christianity	
	Ulukwumi	Nigeria	Central Africa	20,000	55%		Ulukwumi	Christianity	
	Umon	Nigeria	Central Africa	37,000	94%		Umon	Christianity	
	Uneme	Nigeria	Central Africa	36,000	33%		Uneme	Ethnic Religions	
	Ungwai	Nigeria	Central Africa	34,000	25%		Cahungwarya	Ethnic Religions	
	Ura	Nigeria	Central Africa	1,800	25%		Fungwa	Ethnic Religions	
	Urhobo	Nigeria	Central Africa	1,124,000	99%		Urhobo	Christianity	
	Usakade	Nigeria	Central Africa	21,000	90%		Usaghade	Christianity	
	Utange, Otank	Nigeria	Central Africa	22,000	55%		Otank	Christianity	
15 Aug.	Utugwang, East Mbube	Nigeria	Central Africa	89,000	90%		Utugwanglrungene Afrike	Christianity	
	Uvbie, Evrie	Nigeria	Central Africa	36,000	82%		Uvbie	Christianity	
	Uzekwe	Nigeria	Central Africa	16,000	70%		Uzekwe	Christianity	
	Vemgo-Mabas, Visik	Nigeria	Central Africa	20,000	5%	LR	Vemgo-Mabas	Ethnic Religions	
	Verre	Nigeria	Central Africa	189,000	20%		Mom Jango	Ethnic Religions	
	Viti	Nigeria	Central Africa	?	70%		Viti	Christianity	
	Voro	Nigeria	Central Africa	?	10%		Voro	Islam	
	Vute	Nigeria	Central Africa	3,200	60%		Vute	Christianity	
	Wagga	Nigeria	Central Africa	146,000	12.50%		Waja	Ethnic Religions	
	Warji, Warjawa	Nigeria	Central Africa	138,000	3%	LR	Warji	Ethnic Religions	
16 Aug.	Wom	Nigeria	Central Africa	10,000	45%		Wom	Ethnic Religions	
	Yache Akpa	Nigeria	Central Africa	49,000	90%		Akpa	Christianity	
	Yako, Ugep	Nigeria	Central Africa	236,000	95%		Lokaa	Christianity	
	Yala	Nigeria	Central Africa	282,000	44%		Yala	Ethnic Religions	
	Yamba	Nigeria	Central Africa	21,000	65%		Yamba	Christianity	
	Yandang	Nigeria	Central Africa	116,000	90%		Yendang	Christianity	
	Yangdang Waka	Nigeria	Central Africa	10,000	22%		Waka	Ethnic Religions	
	Yashi	Nigeria	Central Africa	5,800	35%		Hasha	Ethnic Religions	
	Yigha, Ayiga	Nigeria	Central Africa	20,000	65%		Leyigha	Christianity	
	Yoruba, Oyo	Nigeria	Central Africa	36,147,000	59.75%		Yoruba	Christianity	











Pray Daily:	People Group Name:	Country Name:	Area-Region Name:	People Group Population:	%Percent Christian	LR FR	Primary Language:	Primary Religion:	People Group Photos:
17 Aug.	Yoruba-Egba	Nigeria	Central Africa	5,457,000	87%		Yoruba	Christianity	
	Yotti	Nigeria	Central Africa	3,900	12%		Yotti	Ethnic Religions	
	Yungur, Binna	Nigeria	Central Africa	192,000	8%		Bena	Ethnic Religions	
	Ywom	Nigeria	Central Africa	11,000	25%		Ywom	Ethnic Religions	
	Zaar, Sayawa	Nigeria	Central Africa	353,000	90%		Saya	Christianity	
	Zari	Nigeria	Central Africa	38,000	14%		Hausa	Islam	
	Zarma	Nigeria	Central Africa	156,000	0%	FR	Zarma	Islam	
	Zeem	Nigeria	Central Africa	600	5%	LR	Zeem	Islam	
	Zhire	Nigeria	Central Africa	16000	97%		Zhire	Christianity	
	Ziriya	Nigeria	Central Africa	2,300	25%		Hausa	Ethnic Religions	
18 Aug.	Aguna	Benin	West Africa	20,000	35%		Aguna	Ethnic Religions	Yoruba-Egba 
	Aja	Benin	West Africa	993,000	30%		Aja	Ethnic Religions	
	Anii	Benin	West Africa	47,000	2%	LR	Anii	Islam	
	Anufo, Chokossi	Benin	West Africa	25,000	10%		Anufo	Islam	
	Batonu, Baruba	Benin	West Africa	953,000	16.40%		Baatunum	Islam	
	Biali	Benin	West Africa	167,000	7%		Biali	Ethnic Religions	
	Boko, Bokonya	Benin	West Africa	128,000	15%		Boko	Ethnic Religions	
	Burusa, Bulba	Benin	West Africa	2,700	33%		Notre	Ethnic Religions	
	Cabe	Benin	West Africa	3,200	12%		Ede Cabe	Ethnic Religions	
	Deaf	Benin	West Africa	125000	39.89%		American Sign Lang.	Ethnic Religions	
19 Aug.	Dendi, Dandawa	Benin	West Africa	274,000	0.07%	FR	Dendi	Islam	Batonu, Baruba 
	Ede Nago	Benin	West Africa	364,000	66%		Nago, Southern	Christianity	
	Ede Nago, Kura	Benin	West Africa	45,000	10%		Ede Nago, Kura	Islam	
	Ewe	Benin	West Africa	160,000	72.70%		Ewe	Christianity	
	Fon	Benin	West Africa	1,990,000	65%		Fon	Christianity	
	Foodo	Benin	West Africa	45,000	0.02%	FR	Foodo	Islam	
	French	Benin	West Africa	33,000	70%		French	Christianity	
	Fulani, Gorgal	Benin	West Africa	43,000	0%	FR	Fulfulde, West. Niger	Islam	
	Fulfulde, Borgu	Benin	West Africa	650,000	1.40%	LR	Fulfulde, Borgu	Islam	
	Ga, Amina	Benin	West Africa	12,000	70%		Ga	Christianity	
20 Aug.	Gangam	Benin	West Africa	36,000	10%		Ngangam	Ethnic Religions	
	Gbe, Ayizo	Benin	West Africa	497,000	49%		Gbe, Ayizo	Christianity	
	Gbe, Ci	Benin	West Africa	46,000	70%		Gbe, Ci	Christianity	
	Gbe, Defi	Benin	West Africa	25,000	66.60%		Gbe, Defi	Christianity	
	Gbe, Eastern Xwla	Benin	West Africa	147,000	8%		Gbe, Eastern Xwla	Ethnic Religions	
	Gbe, Gbesi	Benin	West Africa	118,000	45%		Gbe, Gbesi	Ethnic Religions	
	Gbe, Kotafon	Benin	West Africa	166,000	8%		Gbe, Kotafon	Ethnic Religions	
	Gbe, Maxi	Benin	West Africa	368,000	34%		Gbe, Maxi	Ethnic Religions	
	Gbe, Saxwe	Benin	West Africa	300,000	72%		Gbe, Saxwe	Christianity	
	Gbe, Seto	Benin	West Africa	40,000	5%	LR	Gun	Ethnic Religions	

Pray Daily:	People Group Name:	Country Name:	Area-Region Name:	People Group Population:	%Percent Christian	LR FR	Primary Language:	Primary Religion:	People Group Photos:
21 Aug.	Gbe, Tofin	Benin	West Africa	146,000	27%		Gbe, Tofin	Ethnic Religions	
	Gbe, Toli	Benin	West Africa	12,000	5%	LR	Gun	Ethnic Religions	
	Gbe, Weme	Benin	West Africa	290,000	19%		Gbe, Weme	Ethnic Religions	
	Gbe, Western Xwla	Benin	West Africa	82,000	8%		Gbe, Western Xwla	Ethnic Religions	
	Gbe, Xwela	Benin	West Africa	87,000	6%		Gbe, Xwela	Ethnic Religions	
	Gen, Mina	Benin	West Africa	133,000	70%		Gen	Christianity	
	Gourma	Benin	West Africa	63,000	12%		Gourmanchema	Ethnic Religions	
	Gun	Benin	West Africa	672,000	66.60%		Gun	Christianity	
	Hausa	Benin	West Africa	1,114,000	0.10%	LR	Hausa	Islam	
	Ica	Benin	West Africa	115,000	6%		Ede Ica	Ethnic Religions	
22 Aug.	Idaca	Benin	West Africa	174,000	7%		Ede Idaca	Ethnic Religions	
	Ife	Benin	West Africa	47,000	34%		Ife	Ethnic Religions	
	Ije, Holi	Benin	West Africa	158,000	6%		Ede Ije	Ethnic Religions	
	Kabiye	Benin	West Africa	13,000	18%		Kabiye	Ethnic Religions	
	Kambole, Manigri Nago	Benin	West Africa	56,000	10%		Nago, Northern	Islam	
	Kotokoli, Tem	Benin	West Africa	19,000	9%		Tem	Islam	
	Kyanga	Benin	West Africa	2,100	1%	LR	Kyanga	Ethnic Religions	
	Lama	Benin	West Africa	95,000	12%		Lama	Ethnic Religions	
	Lukpa	Benin	West Africa	143,000	10%		Lukpa	Ethnic Religions	
	Mandingo, Mandinka	Benin	West Africa	13,000	1%	LR	Mandinka	Islam	
23 Aug.	Mbelime, Niendi	Benin	West Africa	79,000	15%		Mbelime	Ethnic Religions	
	Mokole	Benin	West Africa	37,000	12%		Mokole	Ethnic Religions	
	Mossi	Benin	West Africa	41,000	35%		Moore	Islam	
	Natamba	Benin	West Africa	105,000	7%		Nateni	Ethnic Religions	
	Otamhari	Benin	West Africa	152,000	14%		Ditamhari	Ethnic Religions	
	Pila, Kpila	Benin	West Africa	323,000	15%		Yom	Ethnic Religions	
	Piyobe	Benin	West Africa	1,900	6%		Miyobe	Ethnic Religions	
	Songhai-Koyraboro	Benin	West Africa	9,300	0.81%	LR	Songhay,KoyraboroSenni	Islam	
	Tchumbuli	Benin	West Africa	4,400	50%		Tchumbuli	Christianity	
	Waama, Yoabou	Benin	West Africa	117,000	10%		Waama	Ethnic Religions	
24 Aug.	Wachi	Benin	West Africa	63,000	2%	LR	Gbe, Waci	Ethnic Religions	
	Yoruba	Benin	West Africa	214,000	45.30%		Yoruba	Islam	
	Zarma	Benin	West Africa	13,000	2%	LR	Zarma	Islam	
	Algerian, Arabic	Burkina Faso	West Africa	22,000	0.04%	FR	Arabic, Algerian	Islam	
	Bambara	Burkina Faso	West Africa	6,900	4%	LR	Bamanankan	Islam	
	Batonu, Baruba	Burkina Faso	West Africa	28,000	10%		Baatunum	Ethnic Religions	
	Biali	Burkina Faso	West Africa	3,500	8%		Biali	Ethnic Religions	
	Birifor, Northern	Burkina Faso	West Africa	236,000	16%		Birifor, Malba	Ethnic Religions	
	Bissa	Burkina Faso	West Africa	644,000	25%		Bisa	Ethnic Religions	
	Ble, Jalkunan	Burkina Faso	West Africa	1,900	10%		Jalkunan	Islam	

Pray Daily:	People Group Name:	Country Name:	Area-Region Name:	People Group Population:	%Percent Christian	LR FR	Primary Language:	Primary Religion:	People Group Photos:
25 Aug.	Bobo Fing	Burkina Faso	West Africa	72,000	27%		Konabere	Ethnic Religions	
	Bobo Madare	Burkina Faso	West Africa	261,000	0.02%	FR	Bobo Madare, South.	Islam	
	Bolon	Burkina Faso	West Africa	34,000	3%	LR	Bolon	Islam	
	Bozo, Tegue	Burkina Faso	West Africa	3,400	0%	FR	Bozo, Tieyaxo	Islam	
	Buamu	Burkina Faso	West Africa	387,000	33%		Buamu	Ethnic Religions	
	Bwamu, Laa Laa	Burkina Faso	West Africa	124,000	28.30%		Bwamu, Laa Laa	Ethnic Religions	
	Bwamu, Twi	Burkina Faso	West Africa	44,000	28.30%		Bwamu, Cwi	Ethnic Religions	
	Dagaari Dioula, Wala	Burkina Faso	West Africa	39,000	1.50%	LR	Dagaari Dioula	Islam	
	Dagara	Burkina Faso	West Africa	357,000	25%		Dagara, Northern	Ethnic Religions	
	Deaf	Burkina Faso	West Africa	215000	20.69%		Language unknown	Islam	
26 Aug.	Dogon, Jamsay	Burkina Faso	West Africa	600	8%		Dogon, Jamsay	Islam	
	Dogon, Tomo Kan	Burkina Faso	West Africa	24,000	21%		Dogon, Tomo Kan	Ethnic Religions	
	Dogose	Burkina Faso	West Africa	46,000	5%	LR	Dogose	Ethnic Religions	
	Dogoso	Burkina Faso	West Africa	16,000	5%	LR	Dogoso	Ethnic Religions	
	Dyan	Burkina Faso	West Africa	32,000	10%		Dyan	Ethnic Religions	
	Dzuun, Samogo	Burkina Faso	West Africa	26,000	0.10%	LR	Dzuungoo	Islam	
	English-Speaking, gen.	Burkina Faso	West Africa	800	80%		English	Christianity	
	Ewe	Burkina Faso	West Africa	41,000	80%		Ewe	Christianity	
	French	Burkina Faso	West Africa	16,000	72%		French	Christianity	
	Fulani, Gurmanche	Burkina Faso	West Africa	1,268,000	0.70%	LR	Fulfulde, West. Niger	Islam	
27 Aug.	Fulani, Jelgooji	Burkina Faso	West Africa	421,000	0.30%	LR	Fulfulde, West. Niger	Islam	
	Fulani, Maasina	Burkina Faso	West Africa	9,900	0.20%	LR	Fulfulde, Maasina	Islam	
	Gouin	Burkina Faso	West Africa	75,000	14%		Cerma	Ethnic Religions	
	Gourma	Burkina Faso	West Africa	1,115,000	19%		Gourmanchema	Ethnic Religions	
	Gur, Ninkare	Burkina Faso	West Africa	58,000	6%		Farefare	Ethnic Religions	
	Hausa	Burkina Faso	West Africa	3,100	0.10%	LR	Hausa	Islam	
	Jotoni	Burkina Faso	West Africa	1,600	3%	LR	Jowulu	Ethnic Religions	
	Jula, Dyula	Burkina Faso	West Africa	2,193,000	0.80%	LR	Jula	Islam	
	Kaan, Gan	Burkina Faso	West Africa	14,000	6%		Kaansa	Ethnic Religions	
	Karaboro, Eastern	Burkina Faso	West Africa	72,000	10%		Karaboro, Eastern	Ethnic Religions	
28 Aug.	Karaboro, Western	Burkina Faso	West Africa	69,000	4%	LR	Karaboro, Western	Islam	
	Kasem	Burkina Faso	West Africa	121,000	12%		Kasem	Ethnic Religions	
	Khe	Burkina Faso	West Africa	3,600	8.20%		Khe	Ethnic Religions	
	Khisa, Komono	Burkina Faso	West Africa	6,900	5%		Khisa	Islam	
	Kolsi, Ko	Burkina Faso	West Africa	37,000	8%		Winye	Ethnic Religions	
	Kpeego	Burkina Faso	West Africa	2,400	4%	LR	Kpeego	Ethnic Religions	
	Kurumfe, Fulse	Burkina Faso	West Africa	327,000	13%		Koromfe	Ethnic Religions	
	Kusaal	Burkina Faso	West Africa	18,000	10%		Kusaal	Ethnic Religions	
	Lela	Burkina Faso	West Africa	308,000	14%		Lyele	Ethnic Religions	
	Lobi	Burkina Faso	West Africa	318,000	4%	LR	Lobi	Ethnic Religions	



Pray Daily:	People Group Name:	Country Name:	Area-Region Name:	People Group Population:	%Percent Christian	LR FR	Primary Language:	Primary Religion:	People Group Photos:
29 Aug.	Maninka, Eastern	Burkina Faso	West Africa	11,000	1.50%	LR	Maninkakan, East.	Ethnic Religions	
	Marka, Dafing	Burkina Faso	West Africa	195,000	14%		Marka	Ethnic Religions	
	Moba	Burkina Faso	West Africa	4,100	7%		Moba	Ethnic Religions	
	Mossi	Burkina Faso	West Africa	10,264,000	31.50%		Moore	Islam	
	Natorio	Burkina Faso	West Africa	5,600	0%	FR	Natorio	Ethnic Religions	
	Nuna, Northern	Burkina Faso	West Africa	113,000	16%		Nuni, Northern	Ethnic Religions	
	Nuna, Southern	Burkina Faso	West Africa	212,000	18%		Nuni, Southern	Ethnic Religions	
	Paleni	Burkina Faso	West Africa	300	5%	LR	Paleni	Ethnic Religions	
	Pana, Sama	Burkina Faso	West Africa	9,500	4%	LR	Pana	Ethnic Religions	
	Pwo	Burkina Faso	West Africa	26,000	7%		Phuie	Ethnic Religions	
30 Aug.	Red Bobo, Bwa	Burkina Faso	West Africa	130,000	28%		Bomu	Ethnic Religions	
	Samo, Kalemse	Burkina Faso	West Africa	26,000	10%		Kalamse	Ethnic Religions	
	Samo, Maya	Burkina Faso	West Africa	70,000	20%		Samo, Maya	Ethnic Religions	
	Samo, Samo Matya	Burkina Faso	West Africa	217,000	20%		Samo, Matya	Ethnic Religions	
	Samo, Southern	Burkina Faso	West Africa	161,000	20%		Samo, Southern	Ethnic Religions	
	Seemogo	Burkina Faso	West Africa	23,000	25%		Seeku	Ethnic Religions	
	Senoufo, Central	Burkina Faso	West Africa	64,000	8%		Senoufo, Sicite	Ethnic Religions	
	Senoufo, Nanerige	Burkina Faso	West Africa	138,000	10%		Senoufo, Nanerige	Ethnic Religions	
	Senoufo, Niangolo	Burkina Faso	West Africa	103,000	8%		Senoufo, Senara	Ethnic Religions	
	Siamou, Seme	Burkina Faso	West Africa	25,000	6%		Siamou	Ethnic Religions	
31 Aug.	Sininkere, Silanke	Burkina Faso	West Africa	11,000	6%		Sininkere	Ethnic Religions	
	Sissala	Burkina Faso	West Africa	30,000	16%		Sissala	Ethnic Religions	
	Songhai, Humburi	Burkina Faso	West Africa	13,000	0.40%	LR	Songhay, Humburi Senni	Islam	
	Tenbo, Loron	Burkina Faso	West Africa	4,200	3%	LR	Teen	Ethnic Religions	
	Tiefo	Burkina Faso	West Africa	28,000	6%		Tiefo	Ethnic Religions	
	Toussian, Northern	Burkina Faso	West Africa	40,000	5%		Toussian, Northern	Ethnic Religions	
	Toussian, Southern	Burkina Faso	West Africa	40,000	8%		Toussian, Southern	Ethnic Religions	
	Tuareg, Tamasheq	Burkina Faso	West Africa	176,000	0.08%	FR	Tamasheq	Islam	
	Turka, Tyurama	Burkina Faso	West Africa	70,000	12%		Turka	Ethnic Religions	
	Vige, Viemo	Burkina Faso	West Africa	15,000	5%	LR	Viemo	Ethnic Religions	
1 Sep.	Wara	Burkina Faso	West Africa	9,800	7%		Wara	Ethnic Religions	
	Yoruba	Burkina Faso	West Africa	74,000	45%		Yoruba	Islam	
	Zarma	Burkina Faso	West Africa	1,600	10%		Zarma	Islam	
	Balanta, Kentohe	Cape Verde	West Africa-island	53,000	90%		Balanta-Kentohe	Christianity	
	Cape Verdean	Cape Verde	West Africa-island	429,000	97.78%		Kabuverdianu	Christianity	
	Deaf	Cape Verde	West Africa-island	4,200	94.56%		Portuguese Sign Lang.	Christianity	
	Fulani, Adamawa	Cape Verde	West Africa-island	64,000	79%		Fulfulde, Adamawa	Christianity	
	Portuguese	Cape Verde	West Africa-island	11,000	97%		Portuguese	Christianity	
	Abu Sharib	Chad	West Africa	85,000	0.01%	FR	Mararit	Islam	
	Arab, Turku	Chad	West Africa	39,000	0%	FR	Arabic, Sudanese Creole	Islam	





Pray Daily:	People Group Name:	Country Name:	Area-Region Name:	People Group Population:	%Percent Christian	LR FR	Primary Language:	Primary Religion:	People Group Photos:
2 Sep.	Babalia	Chad	West Africa	12,000	0%	FR	Arabic, Babalia Creole	Islam	
	Baggara, Dekakire	Chad	West Africa	18,000	0.01%	FR	Arabic, Chadian	Islam	
	Baggara, Hemat	Chad	West Africa	29,000	0%	FR	Arabic, Sudanese	Islam	
	Baggara, Shuwa Arab	Chad	West Africa	3,228,000	0.50%	LR	Arabic, Chadian	Islam	
	Bakha	Chad	West Africa	3,000	3%	LR	Karanga	Islam	
	Banana, Mussei	Chad	West Africa	384,000	60%		Musey	Christianity	
	Barein	Chad	West Africa	13,000	0%	FR	Barein	Ethnic Religions	
	Barma	Chad	West Africa	142,000	0.01%	FR	Bagirmi	Islam	
	Bediondo Mbai	Chad	West Africa	200,000	77%		Bedjond	Christianity	
	Bedouin, Soliman	Chad	West Africa	40,000	0.03%	FR	Arabic Algerian Saharan	Islam	
3 Sep.	Bernde	Chad	West Africa	10,000	0%	FR	Morom	Islam	
	Besme, Huner	Chad	West Africa	3,900	40%		Besme	Ethnic Religions	
	Bideyat, Beri	Chad	West Africa	9,500	0%	FR	Zaghawa	Islam	
	Bidio	Chad	West Africa	61,000	0%	FR	Bidiyo	Islam	
	Bilala	Chad	West Africa	252,000	0%	FR	Naba	Islam	
	Birgid	Chad	West Africa	27,000	0.10%	LR	Birgit	Islam	
	Bokoruge	Chad	West Africa	101,000	0.00%	FR	Daju, Dar Sila	Islam	
	Bolgo	Chad	West Africa	5,700	30%		Bolgo	Islam	
	Bon Gula	Chad	West Africa	3,400	0%	FR	Bon Gula	Islam	
	Boor	Chad	West Africa	300	0%	FR	Boor	Islam	
4 Sep.	Bua	Chad	West Africa	24,000	0.10%	LR	Bua	Ethnic Religions	
	Buduma, Kuri Islander	Chad	West Africa	136,000	0.04%	FR	Buduma	Islam	
	Bulgeda	Chad	West Africa	58,000	0%	FR	Kanuri, Tumari	Islam	
	Chinese, general	Chad	West Africa	17,000	15%		Chinese, Mandarin	Ethnic Religions	
	Dagba	Chad	West Africa	18,000	30%		Dagba	Ethnic Religions	
	Dai, Dari	Chad	West Africa	158,000	58%		Day	Christianity	
	Daju, Dar Daju	Chad	West Africa	67,000	0%	FR	Daju, Dar Daju	Islam	
	Dangaleat	Chad	West Africa	119,000	0%	FR	Dangaleat	Islam	
	Daza	Chad	West Africa	507,000	0%	FR	Dazaga	Islam	
	Deaf	Chad	West Africa	169,000	38.46%		Chadian Sign Lang.	Islam	
5 Sep.	Disa	Chad	West Africa	5,800	0.03%	FR	Disa	Islam	
	English-Speaking, gen.	Chad	West Africa	800	90%		English	Christianity	
	Fanya	Chad	West Africa	3,100	0.10%	LR	Fania	Islam	
	Fongoro	Chad	West Africa	4,200	0%	FR	Fur	Islam	
	French	Chad	West Africa	18,000	76%		French	Christianity	
	Fulani, Adamawa	Chad	West Africa	272,000	0.15%	LR	Fulfulde, Adamawa	Islam	
	Fulani, Bagirmi	Chad	West Africa	42,000	0.20%	LR	Fulfulde, Bagirmi	Islam	
	Fulani, Nigerian	Chad	West Africa	91,000	0.02%	FR	Fulfulde, Nigerian	Islam	
	Fur	Chad	West Africa	31,000	0.04%	FR	Fur	Islam	
	Gablai, Kabalai	Chad	West Africa	57,000	63%		Kabalai	Christianity	

Baggara, Shuwa Arab





Bidio





Daza





Fulani, Adamawa

Pray Daily:	People Group Name:	Country Name:	Area-Region Name:	People Group Population:	%Percent Christian	LR FR	Primary Language:	Primary Religion:	People Group Photos:
6 Sep.	Gabri	Chad	West Africa	84,000	49%		Gabri	Ethnic Religions	
	Gadang	Chad	West Africa	7,000	7%		Gadang	Islam	
	Gidar	Chad	West Africa	37,000	32%		Gidar	Ethnic Religions	
	Gor	Chad	West Africa	160,000	81%		Gor	Christianity	
	Gori	Chad	West Africa	1,800	10%		Laal	Islam	
	Goulai	Chad	West Africa	517,000	55%		Gulay	Christianity	
	Gula Iro, Goula	Chad	West Africa	12,000	41%		Gula Iro	Christianity	
	Gula, Sara Gula	Chad	West Africa	25,000	20%		Gula	Islam	
	Hausa	Chad	West Africa	316,000	0.01%	FR	Hausa	Islam	
	Jaya	Chad	West Africa	7,000	0.30%	LR	Jaya	Islam	
7 Sep.	Jegu	Chad	West Africa	4,700	0.05%	FR	JonkorBourmataguil	Islam	
	Jongor, Dionkor	Chad	West Africa	49,000	0%	FR	Migaama	Islam	
	Kaba	Chad	West Africa	59,000	60%		Kabba	Christianity	
	Kaba Demi	Chad	West Africa	127,000	69.90%		Kaba Deme, Sara	Christianity	
	Kaba Na	Chad	West Africa	111,000	74%		Kaba Naa, Sara	Christianity	
	Kabba-Laka	Chad	West Africa	185,000	86%		Laka	Christianity	
	Kado Herde	Chad	West Africa	105,000	70%		Herde	Christianity	
	Kajakse	Chad	West Africa	42,000	0.06%	FR	Kajakse	Islam	
	Kanembu	Chad	West Africa	890,000	0%	FR	Kanembu	Islam	
	Kanuri, Yerwa	Chad	West Africa	191,000	0.01%	FR	Kanuri, Central	Islam	
8 Sep.	Karang	Chad	West Africa	3,000	8%		Karang	Ethnic Religions	
	Karanga	Chad	West Africa	23,000	4%	LR	Karanga	Islam	
	Kendeje	Chad	West Africa	4,600	0%	FR	Kendeje	Islam	
	Kenga	Chad	West Africa	112,000	0.30%	LR	Kenga	Islam	
	Kera	Chad	West Africa	141,000	65%		Kera	Christianity	
	Kibet	Chad	West Africa	77,000	0%	FR	Kibet	Islam	
	Kim	Chad	West Africa	49,000	62%		Kim	Christianity	
	Kimre	Chad	West Africa	39,000	59%		Kimre	Christianity	
	Koke	Chad	West Africa	1,900	49%		Koke	Ethnic Religions	
	Kotoko, Lagwan	Chad	West Africa	27,000	0.10%	LR	Lagwan	Islam	
9 Sep.	Kotoko, Malgbe	Chad	West Africa	68,000	70%		Malgbe	Christianity	
	Kotoko, Maslam	Chad	West Africa	800	0%	FR	Maslam	Islam	
	Kotoko, Mpade	Chad	West Africa	5,400	2%	LR	Mpade	Islam	
	Kotoko, Mser	Chad	West Africa	2,700	0.20%	LR	Mser	Islam	
	Kreda	Chad	West Africa	147,000	0%	FR	Dazaga	Islam	
	Kujarge	Chad	West Africa	4,300	0.10%	LR	Kujarge	Islam	
	Kuka	Chad	West Africa	141,000	0%	FR	Naba	Islam	
	Kuo	Chad	West Africa	20,000	25%		Kuo	Ethnic Religions	
	Kurumi, Kulfe	Chad	West Africa	12,000	25%		Kulfa	Ethnic Religions	
	Kwang	Chad	West Africa	53,000	73%		Kwang	Christianity	



Pray Daily:	People Group Name:	Country Name:	Area-Region Name:	People Group Population:	%Percent Christian	LR FR	Primary Language:	Primary Religion:	People Group Photos:
10 Sep.	Lele	Chad	West Africa	90,000	45%		Lele	Islam	
	Lutos-Ruto	Chad	West Africa	6,300	50%		Lutos	Christianity	
	Maba, Mabangi	Chad	West Africa	546,000	0.04%	FR	Maba	Islam	
	Mahamid	Chad	West Africa	29,000	0%	FR	Arabic, Chadian	Islam	
	Majera	Chad	West Africa	1,300	0.10%	LR	Majera	Islam	
	Mangbai	Chad	West Africa	4,800	58%		Mambai	Christianity	
	Mango	Chad	West Africa	104,000	70%		Mango	Christianity	
	Mararit	Chad	West Africa	49,000	0.03%	FR	Mararit	Islam	
	Marba, Kulung	Chad	West Africa	272,000	82%		Marba	Christianity	
	Marfa	Chad	West Africa	19,000	5%		Marfa	Islam	
11 Sep.	Masa	Chad	West Africa	239,000	59%		Masana	Christianity	
	Masalit	Chad	West Africa	118,000	0.01%	FR	Masalit	Islam	
	Massalat	Chad	West Africa	36,000	0.01%	FR	Arabic, Chadian	Islam	
	Mawa	Chad	West Africa	17,000	0.50%	LR	Mawa	Islam	
	Mbara	Chad	West Africa	4,300	20%		Mbara	Ethnic Religions	
	Mbum	Chad	West Africa	35,000	25%		Mbum	Islam	
	Medogo	Chad	West Africa	35,000	0.01%	FR	Naba	Islam	
	Mesme, Zime	Chad	West Africa	64,000	70%		Mesme	Christianity	
	Mesmedje	Chad	West Africa	81,000	0.01%	FR	Masmaje	Islam	
	Miltu	Chad	West Africa	900	4%		Miltu	Islam	
12 Sep.	Mimi, Amdang	Chad	West Africa	90,000	0%	FR	Amdang	Islam	
	Mogum	Chad	West Africa	20,000	30%		Mogum	Ethnic Religions	
	Mokoulou	Chad	West Africa	41,000	15%		Mukulu	Ethnic Religions	
	Mubi	Chad	West Africa	112,000	0%	FR	Mubi	Islam	
	Mulgi	Chad	West Africa	8,000	2%	LR	Mulgi	Ethnic Religions	
	Mundang	Chad	West Africa	351,000	50%		Mundang	Christianity	
	Musgum, Mulwi	Chad	West Africa	77,000	33%		Musgu	Ethnic Religions	
	Nancere	Chad	West Africa	145,000	70%		Nancere	Christianity	
	Ndam, Dam	Chad	West Africa	22,000	0.10%	LR	Ndam	Islam	
	Ngam	Chad	West Africa	138,000	80%		Ngam	Christianity	
13 Sep.	Ngambay	Chad	West Africa	1,731,000	40%		Ngambay	Ethnic Religions	
	Ngete	Chad	West Africa	34,000	48%		Ngete	Ethnic Religions	
	Nielim, Mjillem	Chad	West Africa	16,000	0.30%	LR	Niellim	Islam	
	Nzakmbay	Chad	West Africa	45,000	45%		Nzakambay	Ethnic Religions	
	Pana	Chad	West Africa	2,600	42%		Pana	Islam	
	Peve, Lame	Chad	West Africa	79,000	60%		Peve	Christianity	
	Runga	Chad	West Africa	68,000	0%	FR	Runga	Islam	
	Saba	Chad	West Africa	3,400	0.30%	LR	Saba	Islam	
	Sango	Chad	West Africa	60,000	55%		Sango	Christianity	
	Sara Majingai-Ngama, Sar	Chad	West Africa	467,000	65%		Sar	Christianity	

Pray Daily:	People Group Name:	Country Name:	Area-Region Name:	People Group Population:	%Percent Christian	LR FR	Primary Language:	Primary Religion:	People Group Photos:
14 Sep.	Sara Mbai	Chad	West Africa	276,000	89%		Mbay	Christianity	
	Sarwa	Chad	West Africa	5,600	0.40%	LR	Sarua	Islam	
	Sinyar, Shamyra	Chad	West Africa	30,000	0%	FR	Sinyar	Islam	
	Sokoro, Tunjur	Chad	West Africa	17,000	5%		Sokoro	Islam	
	Somrai, Sabine	Chad	West Africa	23,000	65%		Somrai	Christianity	
	Sungor, Asungor	Chad	West Africa	74,000	0.02%	FR	Assangori	Islam	
	Surbakhal	Chad	West Africa	19,000	0.01%	FR	Surbakhal	Islam	
	Tama	Chad	West Africa	199,000	0%	FR	Tama	Islam	
	Taram, Temki	Chad	West Africa	1,300	0%	FR	Tamki	Islam	
	Tobanga	Chad	West Africa	79,000	55%		Tobanga	Christianity	
15 Sep.	Torom	Chad	West Africa	22,000	0.05%	FR	Toram	Islam	
	Tubu, Teda	Chad	West Africa	90,000	0%	FR	Tedaga	Islam	
	Tuburi	Chad	West Africa	191,000	83%		Tupuri	Christianity	
	Tumak	Chad	West Africa	80,000	80%		Tumak	Christianity	
	Tunya	Chad	West Africa	7,100	20%		Tunia	Islam	
	Ubi	Chad	West Africa	7,200	0%	FR	Ubi	Islam	
	Zaghawa	Chad	West Africa	164,000	0%	FR	Zaghawa	Islam	
	Zan Gula	Chad	West Africa	12,000	0.10%	LR	Zan Gula	Islam	
	Zirenkel	Chad	West Africa	6,700	0%	FR	Zerenkel	Islam	
16 Sep.	Abe, Abbey	Cote d'Ivoire	West Africa	289,000	90%		Abe	Christianity	
	Abidji	Cote d'Ivoire	West Africa	92,000	92%		Abidji	Christianity	
	Abure, Eyive	Cote d'Ivoire	West Africa	100,000	92%		Abure	Christianity	
	Adjoukrou	Cote d'Ivoire	West Africa	169,000	90%		Adioukrou	Christianity	
	Aizi, Aproumu	Cote d'Ivoire	West Africa	10,000	91%		Aizi, Aproumu	Christianity	
	Aizi, Mobumrin	Cote d'Ivoire	West Africa	3,200	91%		Aizi, Mobumrin	Christianity	
	Aizi, Tiagbamrin	Cote d'Ivoire	West Africa	14,000	91%		Aizi, Tiagbamrin	Christianity	
	Akan	Cote d'Ivoire	West Africa	390,000	70%		Akan	Christianity	
	Akan-Fante	Cote d'Ivoire	West Africa	26,000	60%		Akan	Christianity	
	Aladjan Jacquesville	Cote d'Ivoire	West Africa	44,000	90%		Alladian	Christianity	
	Anyi	Cote d'Ivoire	West Africa	1,554,000	55%		Anyin	Christianity	
17 Sep.	Anyin, Morofo	Cote d'Ivoire	West Africa	459,000	60%		Anyin Morofo	Christianity	
	Arab, Lebanese	Cote d'Ivoire	West Africa	62,000	32%		Arabic, N. Levantine	Islam	
	Arab, Libyan	Cote d'Ivoire	West Africa	19,000	2.60%	LR	Arabic, Libyan	Islam	
	Attie	Cote d'Ivoire	West Africa	693,000	70%		Attie	Christianity	
	Avikam, Brignan	Cote d'Ivoire	West Africa	40,000	90%		Avikam	Christianity	
	Bakwe	Cote d'Ivoire	West Africa	20,000	55%		Bakwe	Christianity	
	Bambara	Cote d'Ivoire	West Africa	11,000	5%	LR	Bamanankan	Islam	
	Banda, Nafana	Cote d'Ivoire	West Africa	4,600	5%	LR	Nafaanra	Ethnic Religions	
	Baule	Cote d'Ivoire	West Africa	4,175,000	55%		Baoule	Christianity	
	Bete, Daloa	Cote d'Ivoire	West Africa	248,000	30%		Bete, Daloa	Ethnic Religions	

Pray Daily:	People Group Name:	Country Name:	Area-Region Name:	People Group Population:	%Percent Christian	LR FR	Primary Language:	Primary Religion:	People Group Photos:
18 Sep.	Bete, Gagnoa	Cote d'Ivoire	West Africa	326,000	40%		Bete, Gagnoa	Ethnic Religions	
	Bete, Western	Cote d'Ivoire	West Africa	248,000	39%		Bete, Guiberoua	Ethnic Religions	
	Birifor, Southern	Cote d'Ivoire	West Africa	8,200	13%		Birifor, Southern	Ethnic Religions	
	Bissa	Cote d'Ivoire	West Africa	143,000	23%		Bisa	Ethnic Religions	
	Bondoukou Kulango	Cote d'Ivoire	West Africa	147,000	4%	LR	Kulango, Bondoukou	Ethnic Religions	
	Bozo, Sorogoye	Cote d'Ivoire	West Africa	21,000	0%	FR	Bozo, Jenaama	Islam	
	British	Cote d'Ivoire	West Africa	1,700	60%		English	Christianity	
	Brong	Cote d'Ivoire	West Africa	241,000	43%		Abron	Ethnic Religions	
	Daho-Doo, Doba	Cote d'Ivoire	West Africa	7,000	20%		Daho-Doo	Ethnic Religions	
	Dan, Yakuba	Cote d'Ivoire	West Africa	1,665,000	33%		Dan	Ethnic Religions	
19 Sep.	Deaf	Cote d'Ivoire	West Africa	271,000	34%		Language unknown	Islam	
	Deg, Mo	Cote d'Ivoire	West Africa	2,200	23%		Deg	Ethnic Religions	
	Dida, Lakota	Cote d'Ivoire	West Africa	179,000	74%		Dida, Lakota	Christianity	
	Dida, Yocoboue	Cote d'Ivoire	West Africa	199,000	77%		Dida, Yocoboue	Christianity	
	Dogon, Tomo Kan	Cote d'Ivoire	West Africa	26,000	20%		Dogon, Tomo Kan	Ethnic Religions	
	Ega	Cote d'Ivoire	West Africa	3,900	70%		Ega	Christianity	
	Eotile, Mekyibo	Cote d'Ivoire	West Africa	7,500	90%		Anyin	Christianity	
	Esuma	Cote d'Ivoire	West Africa	400	93%		Baoule	Christianity	
	Ewe	Cote d'Ivoire	West Africa	18,000	75%		Ewe	Christianity	
	French	Cote d'Ivoire	West Africa	42,000	61%		French	Christianity	
20 Sep.	Fulani	Cote d'Ivoire	West Africa	539,000	0%	FR	Fulfulde,Cent.-E. Niger	Islam	
	Fulani, Maasina	Cote d'Ivoire	West Africa	517,000	0.20%	LR	Fulfulde, Maasina	Islam	
	Gagu	Cote d'Ivoire	West Africa	78,000	15%		Gban	Ethnic Religions	
	German	Cote d'Ivoire	West Africa	31,000	64%		German, Standard	Christianity	
	Glaro-Twabo	Cote d'Ivoire	West Africa	6,500	55%		Glaro-Twabo	Christianity	
	Glio, Oubi	Cote d'Ivoire	West Africa	5,100	55%		Glio-Oubi	Christianity	
	Godie	Cote d'Ivoire	West Africa	50,000	55%		Godie	Christianity	
	Gouin	Cote d'Ivoire	West Africa	3,400	11%		Germa	Ethnic Religions	
	Gouro, Kweni	Cote d'Ivoire	West Africa	652,000	24%		Guro	Ethnic Religions	
	Grebo, Seaside	Cote d'Ivoire	West Africa	77,000	65%		Grebo, Southern	Christianity	
21 Sep.	Guebie	Cote d'Ivoire	West Africa	8,500	8%		Guebie	Ethnic Religions	
	Guere	Cote d'Ivoire	West Africa	455,000	15%		We Southern	Ethnic Religions	
	Hausa	Cote d'Ivoire	West Africa	1,125,000	0%	FR	Hausa	Islam	
	Jeri Kuo	Cote d'Ivoire	West Africa	42,000	1%	LR	Jeri Kuo	Islam	
	Jula, Dyula	Cote d'Ivoire	West Africa	2,712,000	0%	FR	Jula	Islam	
	Jula, Koyaga	Cote d'Ivoire	West Africa	91,000	0.50%	LR	Koyaga	Islam	
	Jula, Odiene	Cote d'Ivoire	West Africa	159,000	0%	FR	Wojenaka	Islam	
	Karaboro, Eastern	Cote d'Ivoire	West Africa	9,100	3%	LR	Karaboro, Eastern	Ethnic Religions	
	Khisa	Cote d'Ivoire	West Africa	10,000	1%	LR	Khisa	Islam	
	Kla-Dan	Cote d'Ivoire	West Africa	32,000	25%		Kla-Dan	Ethnic Religions	





Brong

Dida, Lakota

Fulani, Maasina

Jula, Dyula







Pray Daily:	People Group Name:	Country Name:	Area-Region Name:	People Group Population:	%Percent Christian	LR FR	Primary Language:	Primary Religion:	People Group Photos:
22 Sep.	Koro, Koro Jula	Cote d'Ivoire	West Africa	65,000	0.50%	LR	Koro	Islam	
	Kouya, Kouadia	Cote d'Ivoire	West Africa	19,000	40%		Kouya	Ethnic Religions	
	Krahn, Eastern	Cote d'Ivoire	West Africa	13,000	10%		Krahn, Eastern	Ethnic Religions	
	Krahn, Western	Cote d'Ivoire	West Africa	23,000	4%	LR	Krahn, Western	Ethnic Religions	
	Krobu	Cote d'Ivoire	West Africa	19,000	95%		Krobu	Christianity	
	Krumen, Northeastern	Cote d'Ivoire	West Africa	38,000	40%		Krumen, Pye	Ethnic Religions	
	Krumen, Plapo	Cote d'Ivoire	West Africa	200	61%		Krumen, Plapo	Christianity	
	Krumen, Tepo	Cote d'Ivoire	West Africa	54,000	75%		Krumen, Tepo	Christianity	
	Kulango, Bouna	Cote d'Ivoire	West Africa	271,000	4	LR	Kulango, Bouna	Ethnic Religions	
	Kwadia	Cote d'Ivoire	West Africa	1,600	80%		Kodia	Christianity	
23 Sep.	Kyama, Ebrie	Cote d'Ivoire	West Africa	164,000	95%		Ebrie	Christianity	
	Ligbi	Cote d'Ivoire	West Africa	8,100	1%	LR	Ligbi	Islam	
	Lobi	Cote d'Ivoire	West Africa	346,000	5%	LR	Lobi	Ethnic Religions	
	Loma	Cote d'Ivoire	West Africa	3,800	3%	LR	Loma	Ethnic Religions	
	Malinke, Ivorian	Cote d'Ivoire	West Africa	1,603,000	0.50%	LR	Jula	Islam	
	Malinke, Mau	Cote d'Ivoire	West Africa	391,000	0.50%	LR	Mahou	Islam	
	Maninka, Eastern	Cote d'Ivoire	West Africa	29,000	0.50%	LR	Maninkakan, East.	Islam	
	Mona, Mwan	Cote d'Ivoire	West Africa	26,000	24%		Mwan	Ethnic Religions	
	Mossi	Cote d'Ivoire	West Africa	1,531,000	52%		Moore	Christianity	
	Neho	Cote d'Ivoire	West Africa	18,000	0%	LR	Neyo	Ethnic Religions	
24 Sep.	Ngan	Cote d'Ivoire	West Africa	32,000	3%	LR	Beng	Ethnic Religions	
	Ngen	Cote d'Ivoire	West Africa	900	20%		Ngen	Islam	
	Nglwa, Mbato	Cote d'Ivoire	West Africa	48,000	90%		Mbato	Christianity	
	Nyabwa-Nyedebwa	Cote d'Ivoire	West Africa	81,000	40%		Nyabwa	Ethnic Religions	
	Nzema, Appolo	Cote d'Ivoire	West Africa	127,000	95%		Nzema	Christianity	
	Sefwi	Cote d'Ivoire	West Africa	18,000	55%		Sehwi	Christianity	
	Senoufo, Dyimini	Cote d'Ivoire	West Africa	181,000	2%	LR	Senoufo, Djimini	Islam	
	Senoufo, Niarafolo-Niafolo	Cote d'Ivoire	West Africa	79,000	3%	LR	Senoufo, Nyarafolo	Islam	
	Senoufo, Palaka	Cote d'Ivoire	West Africa	14,000	3%	LR	Senoufo, Palaka	Islam	
	Senoufo, Shempire	Cote d'Ivoire	West Africa	175,000	6%		Senoufo, Shempire	Ethnic Religions	
25 Sep.	Senoufo, Southern	Cote d'Ivoire	West Africa	1,592,000	6%		Senoufo, Cebaara	Ethnic Religions	
	Senoufo, Supyire	Cote d'Ivoire	West Africa	104,000	2%	LR	Senoufo, Supyire	Ethnic Religions	
	Senoufo, Tagwana	Cote d'Ivoire	West Africa	263,000	30%		Senoufo, Tagwana	Islam	
	Senoufo, Tyelibebe	Cote d'Ivoire	West Africa	52,000	3%	LR	Senoufo, Cebaara	Islam	
	Soninke	Cote d'Ivoire	West Africa	208,000	0%	FR	Soninke	Islam	
	South Asian, general	Cote d'Ivoire	West Africa	2,700	1%	LR	Hindi	Hinduism	
	Tenbo, Loron	Cote d'Ivoire	West Africa	9,500	3%	LR	Teen	Ethnic Religions	
	Tura	Cote d'Ivoire	West Africa	75,000	21%		Toura	Ethnic Religions	
	Wan, Nwa	Cote d'Ivoire	West Africa	42,000	10%		Wan	Ethnic Religions	
	Wane	Cote d'Ivoire	West Africa	4,000	40%		Wane	Ethnic Religions	

Kulango, Bouna

Malinke, Ivorian

Mossi

Senoufo, Dyimini





Pray Daily:	People Group Name:	Country Name:	Area-Region Name:	People Group Population:	%Percent Christian	LR FR	Primary Language:	Primary Religion:	People Group Photos:
26 Sep.	Wassulu	Cote d'Ivoire	West Africa	17,000	0%	FR	Wojenaka	Islam	
	Western Guere, Wee	Cote d'Ivoire	West Africa	47,000	15%		We Western	Ethnic Religions	
	Wobe	Cote d'Ivoire	West Africa	286,000	28%		We Northern	Ethnic Religions	
	Wolof	Cote d'Ivoire	West Africa	18,000	0%	FR	Wolof	Islam	
	Worodougou	Cote d'Ivoire	West Africa	124,000	0.80%	LR	Worodougou	Islam	
	Yaure	Cote d'Ivoire	West Africa	52,000	20		Yaoure	Ethnic Religions	
	Yoruba	Cote d'Ivoire	West Africa	124,000	60%		Yoruba	Christianity	
	Arab, Lebanese	Gambia	West Africa	3,400	35%		Arabic, N. Levantine	Islam	
	Balanta, Kentohe	Gambia	West Africa	3,100	10%		Balanta-Kentohe	Ethnic Religions	
	Bambara	Gambia	West Africa	24,000	0.40%	LR	Bamanankan	Islam	
27 Sep.	Banyun	Gambia	West Africa	5,000	4%	LR	Bainouk-Gunyaamolo	Islam	
	British	Gambia	West Africa	2,400	61%		English	Christianity	
	Crioulo, Upper Guinea	Gambia	West Africa	25,000	70%		Crioulo,UpperGuinea	Christianity	
	Deaf	Gambia	West Africa	25,000	4%	LR	Language unknown	Islam	
	French	Gambia	West Africa	1000	64%		French	Christianity	
	Fulani, Fulakunda	Gambia	West Africa	368,000	0.05%	FR	Pulaar	Islam	
	Fulani, Pulaar	Gambia	West Africa	7,900	0.20%	LR	Pulaar	Islam	
	Hausa	Gambia	West Africa	12,000	0.50%	LR	Hausa	Islam	
	Igbo	Gambia	West Africa	6,900	79%		Igbo	Christianity	
	Jahanka	Gambia	West Africa	5,600	0.10%	FR	Jahanka	Islam	
28 Sep.	Jola-Bayote	Gambia	West Africa	1,200	7%		Bayot	Ethnic Religions	
	Jola-Fonyi	Gambia	West Africa	128,000	7%		Jola-Fonyi	Islam	
	Jola-Karon	Gambia	West Africa	72,000	20%		Karon	Christianity	
	Khasonke	Gambia	West Africa	2,500	0.11%	LR	Xaasongaxango	Islam	
	Krio, Aku	Gambia	West Africa	19,000	70%		Krio	Christianity	
	Mandingo, Mandinka	Gambia	West Africa	1,070,000	1.10%	LR	Mandinka	Islam	
	Mandyak, Manjaco	Gambia	West Africa	41,000	7%		Mandjak	Ethnic Religions	
	Maninka, Eastern	Gambia	West Africa	23,000	0.30%	LR	Maninkakan, East.	Islam	
	Maninka, Western	Gambia	West Africa	4,900	0%	FR	Maninkakan, West.	Islam	
	Mankanya	Gambia	West Africa	2,300	28%		Mankanya	Ethnic Religions	
29 Sep.	Maswanka, Kunante	Gambia	West Africa	2,500	0.30%	LR	Mansoanka	Islam	
	Moor	Gambia	West Africa	35,000	0%	FR	Hassaniyya	Islam	
	Serer-Sine	Gambia	West Africa	57,000	8%		Serer-Sine	Islam	
	Soninke	Gambia	West Africa	142,000	0.40%	LR	Soninke	Islam	
	Susu	Gambia	West Africa	4,600	0%	FR	Susu	Islam	
	Wolof	Gambia	West Africa	343,000	0.10%	LR	Wolof, Gambian	Islam	
	Yoruba	Gambia	West Africa	12,000	27%		Yoruba	Islam	
	Adan, Adangbe	Ghana	West Africa	7,100	95%		Adangbe	Christianity	
	Adele	Ghana	West Africa	21,000	20%		Adele	Ethnic Religions	
	Ahanta	Ghana	West Africa	228,000	90%		Ahanta	Christianity	

Wobe

Jola-Fonyi

Mandingo, Mandinka

Soninke

Pray Daily:	People Group Name:	Country Name:	Area-Region Name:	People Group Population:	%Percent Christian	LR FR	Primary Language:	Primary Religion:	People Group Photos:
30 Sep.	Akan	Ghana	West Africa	4,771,000	70%		Akan	Christianity	
	Akan-Ahafo	Ghana	West Africa	107,000	85%		Akan	Christianity	
	Akan-Akwamu	Ghana	West Africa	67,000	88%		Akan	Christianity	
	Akan-Akwapem	Ghana	West Africa	778,000	92%		Akan	Christianity	
	Akan-Akyem	Ghana	West Africa	1,021,000	91%		Akan	Christianity	
	Akan-Asen	Ghana	West Africa	177,000	80%		Akan	Christianity	
	Akan-Dankyira	Ghana	West Africa	154,000	70%		Akan	Christianity	
	Akan-Fante	Ghana	West Africa	3,405,000	62%		Akan	Christianity	
	Akan-Kwawu	Ghana	West Africa	551,000	85%		Akan	Christianity	
	Akpafu, Lolobi	Ghana	West Africa	89,000	90%		Siwu	Christianity	
1 Oct.	Akposso	Ghana	West Africa	12,000	90%		Ikposo	Christianity	
	Akyode	Ghana	West Africa	17,000	6%		Gikyode	Ethnic Religions	
	Anufo, Chokossi	Ghana	West Africa	114,000	5%	LR	Anufo	Ethnic Religions	
	Anum-Boso	Ghana	West Africa	22,000	80%		Gua	Christianity	
	Anyi	Ghana	West Africa	83,000	73%		Anyin	Christianity	
	Anyimere	Ghana	West Africa	1,100	65%		Animere	Christianity	
	Arab	Ghana	West Africa	3,100	5%	LR	Arabic, N. Levantine	Islam	
	Avatime, Sideme	Ghana	West Africa	32,000	90%		Avatime	Christianity	
	Banda, Nafana	Ghana	West Africa	98,000	25%		Nafaanra	Ethnic Religions	
	Bassar, Ntcham	Ghana	West Africa	210,000	15%		Ntcham	Ethnic Religions	
2 Oct.	Baule	Ghana	West Africa	4,200	52%		Baoule	Christianity	
	Bimoba, Moba	Ghana	West Africa	249,000	20%		Bimoba	Ethnic Religions	
	Birifor, Southern	Ghana	West Africa	201,000	20%		Birifor, Southern	Ethnic Religions	
	Bissa	Ghana	West Africa	267,000	25%		Bisa	Ethnic Religions	
	Bondoukou Kulango, Nkurang	Ghana	West Africa	43,000	21%		Kulango, Bondoukou	Ethnic Religions	
	Bowili, Tuwuli	Ghana	West Africa	18,000	90%		Tuwuli	Christianity	
	British	Ghana	West Africa	8,800	60%		English	Christianity	
	Brong	Ghana	West Africa	1,466,000	48%		Abron	Islam	
	Buem	Ghana	West Africa	79,000	95%		Lelemi	Christianity	
	Builsa, Buli	Ghana	West Africa	209,000	7%		Buli	Ethnic Religions	
3 Oct.	Chakali	Ghana	West Africa	9,600	3%	LR	Chakali	Ethnic Religions	
	Chala	Ghana	West Africa	4,800	5%	LR	Chala	Ethnic Religions	
	Cherepon	Ghana	West Africa	164,000	80%		Cherepon	Christianity	
	Chinese, general	Ghana	West Africa	12,000	7%		Chinese, Mandarin	Non-Religious	
	Dagaaba, Southern	Ghana	West Africa	1,148,000	75%		Dagaare, Southern	Christianity	
	Dagomba	Ghana	West Africa	1,376,000	22%		Dagbani	Islam	
	Dangme	Ghana	West Africa	1,268,000	93%		Dangme	Christianity	
	Deaf	Ghana	West Africa	238,000	63%		Ghanaian Sign Lang.	Christianity	
	Deg, Mo	Ghana	West Africa	53,000	40%		Deg	Ethnic Religions	
	Dompo	Ghana	West Africa	1,600	19%		Dompo	Islam	





Akan

Akan-Fante





Builsa, Buli

Ewe



Pray Daily:	People Group Name:	Country Name:	Area-Region Name:	People Group Population:	%Percent Christian	LR FR	Primary Language:	Primary Religion:	People Group Photos:
4 Oct.	Efutu, Awutu	Ghana	West Africa	160,000	90%		Awutu	Christianity	
	Ewe	Ghana	West Africa	4,150,000	93%		Ewe	Christianity	
	Fon	Ghana	West Africa	16,000	20%		Fon	Ethnic Religions	
	Foodo	Ghana	West Africa	1,100	0.02%	FR	Foodo	Islam	
	French	Ghana	West Africa	13,000	61%		French	Christianity	
	Fulani, Maasina	Ghana	West Africa	5,000	0.10%	FR	Fulfulde, Maasina	Islam	
	Ga, Amina	Ghana	West Africa	926,000	92%		Ga	Christianity	
	German	Ghana	West Africa	4,800	64%		German, Standard	Christianity	
	Gonja, Ngbanyito	Ghana	West Africa	385,000	4%	LR	Gonja	Islam	
	Gur, Farefare	Ghana	West Africa	543,000	37%		Farefare	Ethnic Religions	
5 Oct.	Hanga	Ghana	West Africa	11,000	27%		Hanga	Ethnic Religions	
	Hausa	Ghana	West Africa	302,000	0%	FR	Hausa	Islam	
	Ibibio	Ghana	West Africa	64,000	95%		Ibibio	Christianity	
	Ife	Ghana	West Africa	41,000	39%		Ife	Ethnic Religions	
	Igbo	Ghana	West Africa	67,000	90%		Igbo	Christianity	
	Jula, Dyula	Ghana	West Africa	32,000	1%	LR	Jula	Islam	
	Jwira-Pepesa	Ghana	West Africa	29,000	64%		Jwira-Pepesa	Christianity	
	Kabiye	Ghana	West Africa	48,000	17%		Kabiye	Ethnic Religions	
	Kalabari, Ijo	Ghana	West Africa	48,000	97%		Kalabari	Christianity	
	Kamara	Ghana	West Africa	8,000	6%		Kamara	Islam	
6 Oct.	Kantosi	Ghana	West Africa	3,700	1%	LR	Kantosi	Islam	
	Kasem	Ghana	West Africa	185,000	19%		Kasem	Ethnic Religions	
	Koma, Konni	Ghana	West Africa	6,100	16%		Konni	Ethnic Religions	
	Konkomba	Ghana	West Africa	1,033,000	33%		Konkomba	Ethnic Religions	
	Kotokoli, Tem	Ghana	West Africa	167,000	0.50%	LR	Tem	Islam	
	Krache	Ghana	West Africa	91,000	65%		Krache	Christianity	
	Kru	Ghana	West Africa	31,000	95%		Klao	Christianity	
	Kulango, Bouna	Ghana	West Africa	34,000	25%		Kulango, Bouna	Ethnic Religions	
	Kusaal	Ghana	West Africa	660,000	61%		Kusaal	Christianity	
	Lama	Ghana	West Africa	3,200	17%		Lama	Ethnic Religions	
7 Oct.	Larteh, Gua	Ghana	West Africa	118,000	25%		Larteh	Ethnic Religions	
	Ligbi	Ghana	West Africa	24,000	0%	FR	Ligbi	Islam	
	Lobi	Ghana	West Africa	9,700	7%		Lobi	Ethnic Religions	
	Logba	Ghana	West Africa	12,000	83%		Logba	Christianity	
	Mamprusi, Manpelle	Ghana	West Africa	393,000	0.50%	LR	Mampruli	Ethnic Religions	
	Mandingo, Mandinka	Ghana	West Africa	5,900	2%	LR	Mandinka	Islam	
	Mossi	Ghana	West Africa	505,000	26%		Moore	Ethnic Religions	
	Namnam	Ghana	West Africa	61,000	15%		Farefare	Ethnic Religions	
	Nankansi	Ghana	West Africa	214,000	11%		Farefare	Ethnic Religions	
	Nanumba	Ghana	West Africa	75,000	0.20%	LR	Dagbani	Islam	





Mamprusi, Manpelle





Daily Prayer Guide for all People Groups & Unreached People Groups of Africa								Page 71	
Pray Daily:	People Group Name:	Country Name:	Area-Region Name:	People Group Population:	%Percent Christian	LR FR Primary Language:	Primary Religion:	People Group Photos:	
8 Oct.	Nawdm	Ghana	West Africa	8,000	30%		Nawdm	Ethnic Religions	
	Nawuri	Ghana	West Africa	23,000	35%		Nawuri	Ethnic Religions	
	Nchumbulu	Ghana	West Africa	2,900	60%		Nchumbulu	Christianity	
	Nchumburu, Kyombaron	Ghana	West Africa	104,000	8%		Chumburung	Ethnic Religions	
	Nchumunu, Dwang	Ghana	West Africa	13,000	60%		Dwang	Christianity	
	Nkami	Ghana	West Africa	9,500	80%		Nkami	Christianity	
	Nkonya	Ghana	West Africa	25,000	60%		Nkonya	Christianity	
	Ntrubo	Ghana	West Africa	18,000	90%		Delo	Christianity	
	Nyangbo, Tutrugbu	Ghana	West Africa	10,000	34%		Nyangbo	Ethnic Religions	
Nzema, Appolo	Ghana	West Africa	372,000	98%		Nzema	Christianity		
9 Oct.	Prang, Kplang	Ghana	West Africa	2,600	65%		Kplang	Christianity	Sefwi 
	Safaliba, Safazo	Ghana	West Africa	9,400	10%		Safaliba	Islam	
	Santrokofi, Sele	Ghana	West Africa	18,000	90%		Selee	Christianity	
	Sefwi	Ghana	West Africa	402,000	78%		Sehwi	Christianity	
	Sekpele	Ghana	West Africa	38,000	93%		Sekpele	Christianity	
	Sisaala, Pasaale	Ghana	West Africa	58,000	10%		Paasaal	Ethnic Religions	
	Sisaala, Tumulung	Ghana	West Africa	169,000	12%		Sisaala, Tumulung	Ethnic Religions	
	Sisaala, Western	Ghana	West Africa	48,000	10%		Sisaala, Western	Ethnic Religions	
	Songhai-Koyraboro	Ghana	West Africa	9,800	2%	LR	Songhay, Koyraboro Senni	Islam	
South Asian, general	Ghana	West Africa	13,000	1%	LR	Hindi	Hinduism		
10 Oct.	Tafi, Tegbo	Ghana	West Africa	7,100	20%		Tafi	Islam	Sisaala, Tumulung 
	Tamprusi, Tampele	Ghana	West Africa	26,000	23%		Tampulma	Ethnic Religions	
	Vagla	Ghana	West Africa	17,000	40%		Vagla	Ethnic Religions	
	Wala	Ghana	West Africa	105,000	3%	LR	Wali	Ethnic Religions	
	Wasa	Ghana	West Africa	339,000	75%		Wasa	Christianity	
	Yeji	Ghana	West Africa	3,200	8%		Chumburung	Ethnic Religions	
	Yoruba	Ghana	West Africa	505,000	29%		Yoruba	Islam	
	Zarma	Ghana	West Africa	9,500	0.50%	LR	Zarma	Islam	
	Americans, U.S.	Guinea	West Africa	700	87%		English	Christianity	
Arab, Lebanese	Guinea	West Africa	5,700	15%		Arabic, N. Levantine	Islam		
11 Oct.	Badyara	Guinea	West Africa	12,000	1%	LR	Badyara	Islam	
	Baga Binari	Guinea	West Africa	3,900	0%	FR	Baga Pokur	Islam	
	Baga Fore, Black Baga	Guinea	West Africa	9,500	0.15%	LR	Mbulungish	Islam	
	Baga Koga	Guinea	West Africa	5,200	0%	FR	Susu	Islam	
	Baga Mandouri	Guinea	West Africa	4,800	0%	FR	Baga Manduri	Islam	
	Baga Sitemu, Tchitem	Guinea	West Africa	42,000	7%		Baga Sitemu	Islam	
	Balanta, Kentohe	Guinea	West Africa	4,800	10%		Balanta-Kentohe	Ethnic Religions	
	Bambara	Guinea	West Africa	4,800	2%	LR	Bamanankan	Islam	
	Bandi	Guinea	West Africa	13,000	7%		Bandi	Ethnic Religions	
Bassari	Guinea	West Africa	20,000	6%		Oniyan	Ethnic Religions		







Pray Daily:	People Group Name:	Country Name:	Area-Region Name:	People Group Population:	%Percent Christian	LR FR	Primary Language:	Primary Religion:	People Group Photos:
16 Oct.	Balanta, Kentohe	Guinea-Bissau	West Africa	402,000	5%	LR	Balanta-Kentohe	Ethnic Religions	
	Balanta, Mane	Guinea-Bissau	West Africa	30,000	0.30%	LR	Balanta-Kentohe	Islam	
	Balanta, Naga	Guinea-Bissau	West Africa	13,000	7%		Balanta-Kentohe	Ethnic Religions	
	Balanta, Nyakra	Guinea-Bissau	West Africa	15,000	20%		Balanta-Kentohe	Ethnic Religions	
	Bambara	Guinea-Bissau	West Africa	2,100	0.90%	LR	Bamanankan	Islam	
	Bassari	Guinea-Bissau	West Africa	600	5%	LR	Oniyan	Ethnic Religions	
	Biafada	Guinea-Bissau	West Africa	59,000	0%	FR	Biafada	Islam	
	Bijogo	Guinea-Bissau	West Africa	39,000	9%		Kidyogo	Ethnic Religions	
	Cape Verdean	Guinea-Bissau	West Africa	2,500	96%		Kabuverdianu	Christianity	
	Crioulo, Upper Guinea	Guinea-Bissau	West Africa	270,000	52%		Crioulo, Upper Guinea	Christianity	
17 Oct.	Deaf	Guinea-Bissau	West Africa	20,000	11%		Language unknown	Islam	
	French	Guinea-Bissau	West Africa	1,200	64%		French	Christianity	
	Fula Jalon	Guinea-Bissau	West Africa	1,900	0%	FR	Pular	Islam	
	Fulani, Fulakunda	Guinea-Bissau	West Africa	347,000	0.30%	LR	Pulaar	Islam	
	Jahanka	Guinea-Bissau	West Africa	10,000	1%	LR	Jahanka	Islam	
	Jola-Bayote	Guinea-Bissau	West Africa	5,800	3%	LR	Bayot	Ethnic Religions	
	Jola-Felupe	Guinea-Bissau	West Africa	7,700	5%	LR	Jola-Felupe	Ethnic Religions	
	Jola-Fonyi	Guinea-Bissau	West Africa	600	3%	LR	Jola-Fonyi	Islam	
	Kasanga, Haal	Guinea-Bissau	West Africa	800	28%		Mandinka	Ethnic Religions	
	Kobiana	Guinea-Bissau	West Africa	900	8%		Kobiana	Ethnic Religions	
18 Oct.	Mandingo, Mandinka	Guinea-Bissau	West Africa	184,000	2%	LR	Mandinka	Islam	
	Mandyak, Manjaco	Guinea-Bissau	West Africa	243,000	3%	LR	Mandjak	Ethnic Religions	
	Maninka, Western	Guinea-Bissau	West Africa	20,000	1%	LR	Maninkakan, West.	Islam	
	Mankanya	Guinea-Bissau	West Africa	57,000	24%		Mankanya	Ethnic Religions	
	Maswanka, Kunante	Guinea-Bissau	West Africa	20,000	6%		Mansoanka	Islam	
	Nalu	Guinea-Bissau	West Africa	12,000	0.50%	LR	Nalu	Islam	
	Papel	Guinea-Bissau	West Africa	178,000	14%		Papel	Ethnic Religions	
	Portuguese	Guinea-Bissau	West Africa	5,600	95%		Portuguese	Christianity	
	Soninke	Guinea-Bissau	West Africa	5,900	0.50%	LR	Soninke	Islam	
	Susu	Guinea-Bissau	West Africa	5,700	0.50%	LR	Susu	Islam	
Wolof	Guinea-Bissau	West Africa	9,900	1%	LR	Wolof	Islam		
19 Oct.	Akan	Liberia	West Africa	95,000	83%		Akan	Christianity	
	Americans, U.S.	Liberia	West Africa	61,000	79%		English	Christianity	
	Americo-Liberian	Liberia	West Africa	131,000	93%		Liberian English	Christianity	
	Arab, Lebanese	Liberia	West Africa	61,000	32%		Arabic, N. Levantine	Islam	
	Bandi	Liberia	West Africa	149,000	10%		Bandi	Ethnic Religions	
	Bassa	Liberia	West Africa	723,000	68%		Bassa	Christianity	
	Dan, Da	Liberia	West Africa	268,000	25%		Dan	Ethnic Religions	
	Deaf	Liberia	West Africa	52,000	40%		American Sign Lang.	Ethnic Religions	
	Dewoin	Liberia	West Africa	17,000	15%		Dewoin	Islam	





Pray Daily:	People Group Name:	Country Name:	Area-Region Name:	People Group Population:	%Percent Christian	LR FR	Primary Language:	Primary Religion:	People Group Photos:
20 Oct.	Ewe	Liberia	West Africa	3,600	75%		Ewe	Christianity	
	French	Liberia	West Africa	3,100	61%		French	Christianity	
	Gbii	Liberia	West Africa	12,000	40%		Gbii	Ethnic Religions	
	Glaro-Twabo, Krahn	Liberia	West Africa	8,200	55%		Glaro-Twabo	Christianity	
	Glio, Oubi	Liberia	West Africa	7,400	40%		Glio-Oubi	Ethnic Religions	
	Gola	Liberia	West Africa	177,000	2%	LR	Gola	Islam	
	Grebo, Barclayville	Liberia	West Africa	50,000	60%		Grebo, Barclayville	Christianity	
	Grebo, Fopo-Bua	Liberia	West Africa	20,000	65%		Grebo, Northern	Christianity	
	Grebo, Gbeapo	Liberia	West Africa	30,000	60%		Grebo, Northern	Christianity	
	Grebo, Gboloo	Liberia	West Africa	119,000	44%		Grebo, Gboloo	Ethnic Religions	
21 Oct.	Grebo, Globo	Liberia	West Africa	56,000	40%		Grebo, Central	Ethnic Religions	
	Grebo, Northern	Liberia	West Africa	100,000	65%		Grebo, Northern	Christianity	
	Grebo, Seaside	Liberia	West Africa	116,000	75%		Grebo, Southern	Christianity	
	Kissi, Southern	Liberia	West Africa	205,000	12%		Kisi, Southern	Ethnic Religions	
	Kpelle, Liberia	Liberia	West Africa	857,000	38%		Kpelle, Liberia	Ethnic Religions	
	Krahn, Eastern	Liberia	West Africa	99,000	60%		Krahn, Eastern	Christianity	
	Krahn, Western	Liberia	West Africa	101,000	19%		Krahn, Western	Ethnic Religions	
	Kru	Liberia	West Africa	388,000	81%		Klao	Christianity	
	Krumen, Tepo	Liberia	West Africa	5,600	80%		Krumen, Tepo	Christianity	
	Kuwaa, Belle	Liberia	West Africa	27,000	65%		Kuwaa	Christianity	
22 Oct.	Loma, Loghoma	Liberia	West Africa	299,000	15%		Loma	Ethnic Religions	
	Maan	Liberia	West Africa	341,000	8%		Mann	Ethnic Religions	
	Maninka, Eastern	Liberia	West Africa	71,000	2%	LR	Maninkakan, East.	Islam	
	Maninka, Konyanka	Liberia	West Africa	52,000	0.30%	LR	Maninka, Konyanka	Islam	
	Manya, Mandingo	Liberia	West Africa	96,000	0.03%	FR	Manya	Islam	
	Mende	Liberia	West Africa	42,000	10		Mende	Ethnic Religions	
	Sapo, Bush Kru	Liberia	West Africa	67,000	30%		Sapo	Ethnic Religions	
	Tajuasohn	Liberia	West Africa	20,000	25%		Tajuasohn	Ethnic Religions	
	Vai	Liberia	West Africa	189,000	0.70%	LR	Vai	Islam	
	Yoruba	Liberia	West Africa	24,000	58%		Yoruba	Christianity	
23 Oct.	Arab, Saharan	Mali	West Africa	51,000	0%	FR	Hassaniyya	Islam	
	Bambara	Mali	West Africa	6,206,000	4%	LR	Bamanankan	Islam	
	Banka	Mali	West Africa	8,600	0.50%	LR	Bankagooma	Islam	
	Bedouin, Berabish	Mali	West Africa	51,000	0%	FR	Hassaniyya	Islam	
	Bobo Fing	Mali	West Africa	37,000	6%		Konabere	Ethnic Religions	
	Bolon	Mali	West Africa	12,000	3%		Bolon	Islam	
	Bozo, Kelenga	Mali	West Africa	42,000	0%	FR	Bozo, Kelengaxo	Islam	
	Bozo, Sorogoye	Mali	West Africa	358,000	0.03%	FR	Bozo, Jenaama	Islam	
	Bozo, Tegue	Mali	West Africa	296,000	0.20%	LR	Bozo, Tieyaxo	Islam	
	Bozo, Tiemacewe	Mali	West Africa	7,400	0%	FR	Bozo, Tiemacewe	Islam	

Kissi, Southern

Kpelle, Liberia





Vai





Bozo, Sorogoye

Pray Daily:	People Group Name:	Country Name:	Area-Region Name:	People Group Population:	%Percent Christian	LR FR	Primary Language:	Primary Religion:	People Group Photos:
24 Oct.	British	Mali	West Africa	1,400	61%		English	Christianity	
	Deaf	Mali	West Africa	209,000	3%	LR	Tebul Sign Lang.	Islam	
	Dogon, Ampari	Mali	West Africa	10,000	4%	LR	Dogon, Ampari	Islam	
	Dogon, Ana Tinga	Mali	West Africa	800	12%		Dogon, Ana Tinga	Ethnic Religions	
	Dogon, Bangi Me	Mali	West Africa	3,500	10%		Bangime	Islam	
	Dogon, Bankan Tey	Mali	West Africa	2,500	6%		Dogon, Bankan Tey	Islam	
	Dogon, Ben Tey	Mali	West Africa	5,000	10%		Dogon, Ben Tey	Islam	
	Dogon, Bondum Dom	Mali	West Africa	50,000	10%		Dogon, Bondum Dom	Islam	
	Dogon, Bunoge	Mali	West Africa	1,600	12%		Dogon, Bunoge	Islam	
	Dogon, Dogul Dom	Mali	West Africa	32,000	8%		Dogon, Dogul Dom	Islam	
25 Oct.	Dogon, Donno So	Mali	West Africa	92,000	10%		Dogon, Donno So	Islam	
	Dogon, Jamsay	Mali	West Africa	263,000	11%		Dogon, Jamsay	Islam	
	Dogon, Mombo	Mali	West Africa	49,000	8%		Dogon, Mombo	Islam	
	Dogon, Nanga Dama	Mali	West Africa	4,100	0	FR	Dogon, Nanga Dama	Islam	
	Dogon, Tebul Ure	Mali	West Africa	5,200	12%		Dogon, Tebul Ure	Islam	
	Dogon, Tene Kan	Mali	West Africa	257,000	10%		Dogon, Tene Kan	Islam	
	Dogon, Tiranige Diga	Mali	West Africa	8,100	0%	FR	Dogon, Tiranige Diga	Islam	
	Dogon, Tombo	Mali	West Africa	115,000	4%	LR	Dogon, Tommo So	Islam	
	Dogon, Tomo Kan	Mali	West Africa	270,000	20%		Dogon, Tomo Kan	Ethnic Religions	
	Dogon, Toro So	Mali	West Africa	101,000	8%		Dogon, Toro So	Islam	
26 Oct.	Dogon, Toro Tegu	Mali	West Africa	5,900	10%		Dogon, Toro Tegu	Islam	
	Dogon, Yanda Dom	Mali	West Africa	3,500	10%		Dogon, Yanda Dom	Islam	
	Duun, Samogo	Mali	West Africa	164,000	0.02%	FR	Duungooma	Ethnic Religions	
	French	Mali	West Africa	19,000	63%		French	Christianity	
	Fula Jalon	Mali	West Africa	116,000	0.01%	FR	Pular	Islam	
	Fulani, Fouta Tooro	Mali	West Africa	86,000	0.01%	FR	Pulaar	Islam	
	Fulani, Maasina	Mali	West Africa	1,291,000	0.01%	FR	Fulfulde, Maasina	Islam	
	Fulani, Pulaar	Mali	West Africa	284,000	0.20%	LR	Pulaar	Islam	
	Ganadougou, Gana	Mali	West Africa	174,000	15%		Bamanankan	Islam	
	Idaksahak	Mali	West Africa	163,000	0%	FR	Tadaksahak	Islam	
27 Oct.	Jahanka	Mali	West Africa	8,400	0%	FR	Jahanka	Islam	
	Jotoni	Mali	West Africa	19,000	2%	LR	Jowulu	Ethnic Religions	
	Jula, Dyula	Mali	West Africa	118,000	0.50%	LR	Jula	Islam	
	Kagoro	Mali	West Africa	48,000	0.50%	LR	Kagoro	Ethnic Religions	
	Khasonke	Mali	West Africa	891,000	2.50%	LR	Xaasongaxango	Islam	
	Kurumfe, Fulse	Mali	West Africa	7,900	13%		Koromfe	Ethnic Religions	
	Maninka, Eastern	Mali	West Africa	484,000	0.02%	FR	Maninkakan, East.	Islam	
	Maninka, Kita	Mali	West Africa	539,000	3%	LR	Maninkakan, Kita	Islam	
	Maninka, Western	Mali	West Africa	604,000	2%	LR	Maninkakan, West.	Islam	
	Marka, Dafing	Mali	West Africa	63,000	10%		Marka	Islam	

Khasonke



Pray Daily:	People Group Name:	Country Name:	Area-Region Name:	People Group Population:	%Percent Christian	LR FR	Primary Language:	Primary Religion:	People Group Photos:
28 Oct.	Moor	Mali	West Africa	51,000	0%	FR	Hassaniyya	Islam	
	Mossi	Mali	West Africa	51,000	7%		Moore	Ethnic Religions	
	Pana, Sama	Mali	West Africa	7,700	2%	LR	Pana	Ethnic Religions	
	Red Bobo, Bwa	Mali	West Africa	306,000	5%	LR	Bomu	Islam	
	Samo, Kalemse	Mali	West Africa	3,100	10%		Kalamse	Ethnic Religions	
	Samo, Samo Matya	Mali	West Africa	1,300	10%		Samo, Matya	Ethnic Religions	
	Seemogo	Mali	West Africa	5,800	17%		Seeku	Ethnic Religions	
	Senoufo, Central	Mali	West Africa	4,500	5%	LR	Senoufo, Sicite	Islam	
	Senoufo, Mamara	Mali	West Africa	1,436,000	2%	LR	Senoufo, Mamara	Islam	
	Senoufo, Shempire	Mali	West Africa	23,000	6%		Senoufo, Shempire	Ethnic Religions	
									Senoufo, Mamara
29 Oct.	Senoufo, Supyire	Mali	West Africa	520,000	2%	LR	Senoufo, Supyire	Islam	
	Senoufo, Syenara	Mali	West Africa	210,000	6%		Senoufo, Syenara	Ethnic Religions	
	Siamou	Mali	West Africa	38,000	4%	LR	Siamou	Ethnic Religions	
	Songhai, Humburi	Mali	West Africa	30,000	0.30%	LR	Songhay, Humburi Senni	Islam	
	Songhai, Koyra	Mali	West Africa	397,000	0.20%	LR	Songhay, KoyraChiini	Islam	
	Songhai-Koyraboro	Mali	West Africa	1,081,000	0.20%	LR	Songhay, KoyraboroSenni	Islam	
	Soninke	Mali	West Africa	1,787,000	0.01%	FR	Soninke	Islam	
	Tondi Songway	Mali	West Africa	5,800	0%	FR	Tondi Songway Kiini	Islam	
	Tuareg, Tamajaq	Mali	West Africa	459,000	0%	FR	Tamajaq, Tawallammat	Islam	
	Tuareg, Tamasheq	Mali	West Africa	469,000	0%	FR	Tamasheq	Islam	
									Soninke
30 Oct.	Wassulu	Mali	West Africa	203,000	0.04%	FR	Bamanankan	Islam	
	Wolof	Mali	West Africa	4,100	0.40%	FR	Wolof	Islam	
	Yalunka	Mali	West Africa	17,000	0.20%	LR	Yalunka	Islam	
	Zarma	Mali	West Africa	2,300	0.20%	LR	Zarma	Islam	
	Bambara	Mauritania	West Africa	24,000	2.50%	LR	Bamanankan	Islam	
	Bedouin, Berabish	Mauritania	West Africa	70,000	0.03%	FR	Hassaniyya	Islam	
	British	Mauritania	West Africa	500	60%		English	Christianity	
	Deaf	Mauritania	West Africa	48000	0.25%	LR	Language unknown	Islam	
	French	Mauritania	West Africa	6,900	61%		French	Christianity	
	Fulani, Fulakunda	Mauritania	West Africa	52,000	0.06%	FR	Pulaar	Islam	
									Fulani, Pulaar
31 Oct.	Fulani, Pulaar	Mauritania	West Africa	246,000	0.50%	LR	Pulaar	Islam	
	Imeraguen	Mauritania	West Africa	900	0%	FR	Language unknown	Islam	
	Jola-Fonyi	Mauritania	West Africa	3,700	5%	LR	Jola-Fonyi	Islam	
	Korean	Mauritania	West Africa	2,600	30.60%		Korean	Non-Religious	
	Masna	Mauritania	West Africa	2,800	0%	FR	Hassaniyya	Islam	
	Moor	Mauritania	West Africa	3,883,000	0.07%	FR	Hassaniyya	Islam	
	Nemadi, Ikoku	Mauritania	West Africa	500	0%	FR	Hassaniyya	Islam	
	Serer	Mauritania	West Africa	4,800	22%		Serer-Sine	Islam	
	Soninke	Mauritania	West Africa	243,000	0.15%	LR	Soninke	Islam	
	Tuareg, Tamasheq	Mauritania	West Africa	130,000	0.04%	FR	Tamasheq	Islam	
									Moor





Pray Daily:	People Group Name:	Country Name:	Area-Region Name:	People Group Population:	%Percent Christian	LR FR	Primary Language:	Primary Religion:	People Group Photos:
1 Nov.	Wolof	Mauritania	West Africa	20,000	1%	LR	Wolof	Islam	
	Wolof, Lebou	Mauritania	West Africa	1,500	0.40%	LR	Wolof	Islam	
	Zenaga	Mauritania	West Africa	1,100	0%	FR	Hassaniyya	Islam	
	Algerian, Arabic-speak.	Niger	West Africa	10,000	0.20%	LR	Arabic, Algerian	Islam	
	Americans, U.S.	Niger	West Africa	1,100	78%		English	Christianity	
	Anglo-Canadian	Niger	West Africa	1,100	74%		English	Christianity	
	Arab, Lebanese	Niger	West Africa	7,700	32%		Arabic, N. Levantine	Islam	
	Arab, Libyan	Niger	West Africa	12,000	0.50%	LR	Arabic, Libyan	Islam	
	Baggara, Shuwa Arab	Niger	West Africa	12,000	0%	FR	Arabic, Chadian	Islam	
	Bambara	Niger	West Africa	52,000	4%	LR	Bamanankan	Islam	
2 Nov.	Daza	Niger	West Africa	93,000	0%	FR	Dazzaga	Islam	
	Deaf	Niger	West Africa	251,000	0.50%	LR	Language unknown	Islam	
	Dendi, Dandawa	Niger	West Africa	137,000	0.10%	FR	Dendi	Islam	
	French	Niger	West Africa	6,900	63%		French	Christianity	
	Fulani, Sokoto	Niger	West Africa	751,000	0.10%	FR	Fulfulde, C.-East. Niger	Islam	
	Fulani, Western	Niger	West Africa	1,204,000	0.02%	FR	Fulfulde, West. Niger	Islam	
	Fulani, Wodaabe	Niger	West Africa	93,000	3%	LR	Fulfulde, C-East. Niger	Islam	
	Gourma	Niger	West Africa	77,000	30%		Gourmanchema	Islam	
	Hausa	Niger	West Africa	12,562,000	0.10%	LR	Hausa	Islam	
	Hausa, Maouri	Niger	West Africa	906,000	3%	LR	Hausa	Ethnic Religions	
3 Nov.	Iberogen, Igdalen	Niger	West Africa	65,000	0%	FR	Tagdal	Islam	
	Kanembu	Niger	West Africa	34,000	0.02%	FR	Kanembu	Islam	
	Kanuri, Bilma	Niger	West Africa	42,000	2.40%		Kanuri, Bilma	Islam	
	Kanuri, Manga	Niger	West Africa	694,000	0%	FR	Kanuri, Manga	Islam	
	Kanuri, Tumari	Niger	West Africa	99,000	0%	FR	Kanuri, Tumari	Islam	
	Kanuri, Yerwa	Niger	West Africa	198,000	0%	FR	Kanuri, Central	Islam	
	Moor	Niger	West Africa	26,000	0%	FR	Hassaniyya	Islam	
	Mossi	Niger	West Africa	233,000	20%		Moore	Islam	
	Songhai-Koyraboro	Niger	West Africa	934,000	0.20%	LR	Songhay,KoyraboroSenni	Islam	
	Tasawaq	Niger	West Africa	21,000	0.40%	LR	Tasawaq	Islam	
4 Nov.	Tetserrret	Niger	West Africa	2,300	2.00%	LR	Tetserrret	Islam	
	Tuareg, Air	Niger	West Africa	466,000	0.20%	LR	Tamajeq, Tayart	Islam	
	Tuareg, Algerian	Niger	West Africa	25,000	0.10%	FR	Arabic, Algerian Saharan	Islam	
	Tuareg, Arabized	Niger	West Africa	16,000	0%	FR	Arabic, Algerian	Islam	
	Tuareg, Asben	Niger	West Africa	181,000	1%	LR	Tamajeq, Tayart	Islam	
	Tuareg, Tahaggart	Niger	West Africa	50,000	0%	FR	Tamahaq,Tahaggart	Islam	
	Tuareg, Tamajaq	Niger	West Africa	1,116,000	0.01%	FR	Tamajaq, Tawallammat	Islam	
	Tubu, Teda	Niger	West Africa	26,000	0%	FR	Tedaga	Islam	
	Yoruba	Niger	West Africa	78,000	20%		Yoruba	Islam	
Zarma	Niger	West Africa	4,560,000	0.20%	LR	Zarma	Islam		

Fulani, Sokoto

Hausa

Tuareg, Air

Zarma

Pray Daily:	People Group Name:	Country Name:	Area-Region Name:	People Group Population:	%Percent Christian	LR FR	Primary Language:	Primary Religion:	People Group Photos:
5 Nov.	Arab, Saharan	Senegal	West Africa	46,000	0.50%	LR	Hassaniyya	Islam	
	Arab, Syrian	Senegal	West Africa	16,000	6%		Arabic, N. Levantine	Islam	
	Badyara	Senegal	West Africa	2,800	1%	LR	Badyara	Islam	
	Bainouk-Samik	Senegal	West Africa	2,900	18%		Bainouk-Samik	Ethnic Religions	
	Balanta, Ganja	Senegal	West Africa	129,000	5%	LR	Balanta-Ganja	Ethnic Religions	
	Bambara	Senegal	West Africa	94,000	3%	LR	Bamanankan	Islam	
	Bandial	Senegal	West Africa	15,000	6%		Bandial	Islam	
	Banyun	Senegal	West Africa	36,000	16%		Bainouk-Gunyaamolo	Ethnic Religions	
	Bassari	Senegal	West Africa	20,000	18%		Oniyan	Ethnic Religions	
Budik	Senegal	West Africa	5,800	1%	LR	Menik	Ethnic Religions		
6 Nov.	Cape Verdean	Senegal	West Africa	44,000	95%		Kabuverdianu	Christianity	
	Chinese, general	Senegal	West Africa	1,700	18%		Chinese, Mandarin	Ethnic Religions	
	Crioulo, Upper Guinea	Senegal	West Africa	12,000	75%		Crioulo, Upper Guinea	Christianity	
	Deaf	Senegal	West Africa	172,000	7%		Language unknown	Islam	
	French	Senegal	West Africa	98,000	62%		French	Christianity	
	Fula Jalon	Senegal	West Africa	224,000	0.05%	FR	Pular	Islam	
	Fulani, Fouta Tooro	Senegal	West Africa	705,000	0.05%	FR	Pulaar	Islam	
	Fulani, Fulakunda	Senegal	West Africa	1,872,000	0.80%	LR	Pulaar	Islam	
	Fulani, Pulaar	Senegal	West Africa	1,102,000	0%	FR	Pulaar	Islam	
	Jahanka	Senegal	West Africa	61,000	0%	FR	Jahanka	Islam	
7 Nov.	Jola, Falor	Senegal	West Africa	16,000	6%		Paloor	Islam	
	Jola-Bayote	Senegal	West Africa	26,000	80%		Bayot	Christianity	
	Jola-Bliss	Senegal	West Africa	66,000	7%		Jola-Kasa	Islam	
	Jola-Felupe	Senegal	West Africa	3,300	2%	LR	Jola-Felupe	Islam	
	Jola-Fonyi	Senegal	West Africa	349,000	22%		Jola-Fonyi	Islam	
	Jola-Gusilay	Senegal	West Africa	24,000	1%	LR	Gusilay	Islam	
	Jola-Her	Senegal	West Africa	20,000	4%	LR	Kerak	Islam	
	Jola-Hulon	Senegal	West Africa	2,100	3%	LR	Bandial	Islam	
	Jola-Karon	Senegal	West Africa	13,000	6%		Karon	Ethnic Religions	
Jola-Kwatay	Senegal	West Africa	9,700	20%		Kuwaataay	Islam		
8 Nov.	Jola-Lala, Lehar	Senegal	West Africa	19,000	10%		Laalaa	Islam	
	Jola-Mlomp	Senegal	West Africa	8,400	3%	LR	Mlomp	Islam	
	Khasonke	Senegal	West Africa	13,000	0.50%	LR	Xaasongaxango	Islam	
	Kobiana	Senegal	West Africa	500	12%		Kobiana	Ethnic Religions	
	Krio, Creole	Senegal	West Africa	8,200	70%		Krio	Christianity	
	Mandingo, Mandinka	Senegal	West Africa	981,000	0.70%	LR	Mandinka	Islam	
	Mandyak, Manjaco	Senegal	West Africa	163,000	7%		Mandjak	Ethnic Religions	
	Maninka, Eastern	Senegal	West Africa	48,000	0.30%	LR	Maninkakan, East.	Islam	
	Maninka, Western	Senegal	West Africa	1,756,000	0.50%	LR	Maninkakan, West.	Islam	
	Mankanya	Senegal	West Africa	46,000	30%		Mankanya	Ethnic Religions	





Fula Jalon

Fulani, Fouta Tooro

Fulani, Pulaar

Maninka, Western







Pray Daily:	People Group Name:	Country Name:	Area-Region Name:	People Group Population:	%Percent Christian	LR FR	Primary Language:	Primary Religion:	People Group Photos:
9 Nov.	Moor	Senegal	West Africa	172,000	0%	FR	Hassaniyya	Islam	
	Mossi	Senegal	West Africa	50,000	20%		Moore	Ethnic Religions	
	Ndut	Senegal	West Africa	58,000	30%		Ndut	Islam	
	Papel	Senegal	West Africa	8,400	25%		Papel	Ethnic Religions	
	Portuguese	Senegal	West Africa	2,800	95%		Portuguese	Christianity	
	Serer-Non	Senegal	West Africa	48,000	18%		Noon	Islam	
	Serer-Safen, Safi	Senegal	West Africa	263,000	20%		Saafi-Saafi	Islam	
	Serer-Sine	Senegal	West Africa	1,798,000	22%		Serer-Sine	Islam	
	Soninke	Senegal	West Africa	379,000	2%	LR	Soninke	Islam	
	Susu	Senegal	West Africa	50,000	0.01%	FR	Susu	Islam	
10 Nov.	Wamei, Konyagi	Senegal	West Africa	28,000	7%		Wamey	Ethnic Religions	
	Wolof	Senegal	West Africa	5,772,000	0.01%	FR	Wolof	Islam	
	Wolof, Lebou	Senegal	West Africa	232,000	0.40%	LR	Wolof	Islam	
	Yalunka, Dialonke	Senegal	West Africa	15,000	0.15%	LR	Yalunka	Islam	
	Zenaga	Senegal	West Africa	500	0%	FR	Zenaga	Islam	
	Bassa	Sierra Leone	West Africa	8,800	43%		Bassa	Ethnic Religions	
	Bom, Krim	Sierra Leone	West Africa	21,000	5%	LR	Mende	Ethnic Religions	
	British	Sierra Leone	West Africa	2,800	60%		English	Christianity	
	Bullom, North. Bullom	Sierra Leone	West Africa	8,000	5%	LR	Bullom So	Islam	
	Deaf	Sierra Leone	West Africa	81,000	13%		Sierra Leone Sign Lang.	Islam	
11 Nov.	Fula Jalon	Sierra Leone	West Africa	226,000	0%	FR	Pular	Islam	
	Fulani, Krio	Sierra Leone	West Africa	60,000	0.50%	LR	Pular	Islam	
	Gola	Sierra Leone	West Africa	16,000	3%	LR	Gola	Islam	
	Greek	Sierra Leone	West Africa	1,200	91%		Greek	Christianity	
	Kissi, Northern	Sierra Leone	West Africa	64,000	20%		Kissi, Northern	Ethnic Religions	
	Kissi, Southern	Sierra Leone	West Africa	136,000	10%		Kisi, Southern	Ethnic Religions	
	Kono	Sierra Leone	West Africa	326,000	12%		Kono	Ethnic Religions	
	Krio, Creole	Sierra Leone	West Africa	835,000	45%		Krio	Christianity	
	Kru	Sierra Leone	West Africa	15,000	90%		Klao	Christianity	
	Kuranko	Sierra Leone	West Africa	429,000	3%	LR	Kuranko	Ethnic Religions	
12 Nov.	Limba, East	Sierra Leone	West Africa	800	15%		Limba, East	Islam	
	Limba, West	Sierra Leone	West Africa	532,000	14%		Limba, West-Central	Islam	
	Loko, Landogo	Sierra Leone	West Africa	214,000	5%	LR	Loko	Ethnic Religions	
	Maninka, Eastern	Sierra Leone	West Africa	167,000	3%	LR	Maninkakan, East.	Islam	
	Mende, Boumpe	Sierra Leone	West Africa	2,478,000	13%		Mende	Islam	
	Sherbro, South. Bullom	Sierra Leone	West Africa	214,000	8%		Sherbro	Ethnic Religions	
	South Asian, general	Sierra Leone	West Africa	15,000	4%	LR	Hindi	Hinduism	
	Susu	Sierra Leone	West Africa	190,000	0.01%	FR	Susu	Islam	
	Temne	Sierra Leone	West Africa	1,883,000	7%		Themne	Islam	
	Temne-Banta	Sierra Leone	West Africa	72,000	4%	LR	Themne	Islam	

Serer-Sine

Wolof

Krio, Creole

Mende, Boumpe





Pray Daily:	People Group Name:	Country Name:	Area-Region Name:	People Group Population:	%Percent Christian	LR FR	Primary Language:	Primary Religion:	People Group Photos:
13 Nov.	Vai	Sierra Leone	West Africa	24,000	4%		Vai	Islam	
	Yalunka, Yalun Soso	Sierra Leone	West Africa	48,000	6%		Yalunka	Islam	
	Yoruba	Sierra Leone	West Africa	6,400	47%		Yoruba	Christianity	
	Adan, Adangbe	Togo	West Africa	4,800	95%		Adangbe	Christianity	
	Adele	Togo	West Africa	39,000	20%		Adele	Ethnic Religions	
	Aguna	Togo	West Africa	18,000	32%		Aguna	Ethnic Religions	
	Aja	Togo	West Africa	235,000	40%		Aja	Ethnic Religions	
	Akan	Togo	West Africa	86,000	30%		Akan	Ethnic Religions	
	Akaselem	Togo	West Africa	74,000	1.20%	LR	Akaselem	Islam	
	Akebu	Togo	West Africa	88,000	25%		Akebu	Ethnic Religions	
14 Nov.	Akposso	Togo	West Africa	240,000	95%		Ikposo	Christianity	
	Anii	Togo	West Africa	19,000	1.20%	LR	Anii	Islam	
	Anufo, Chokossi	Togo	West Africa	90,000	2.30%	LR	Anufo	Islam	
	Anyanga	Togo	West Africa	15,000	30%		Ginyanga	Ethnic Religions	
	Arab, Lebanese	Togo	West Africa	8,700	32%		Arabic, N. Levantine	Islam	
	Bassar, Ntcham	Togo	West Africa	205,000	15%		Ntcham	Ethnic Religions	
	Batonu, Baruba	Togo	West Africa	26,000	10%		Baatonom	Ethnic Religions	
	Biali	Togo	West Africa	3,100	5%	LR	Biali	Ethnic Religions	
	Bissa	Togo	West Africa	14,000	22%		Bisa	Islam	
	Bogo, Ahlon	Togo	West Africa	7,200	85%		Igo	Christianity	
15 Nov.	Buem	Togo	West Africa	8,600	95%		Lelemi	Christianity	
	Dagomba	Togo	West Africa	13,000	4%		Dagbani	Islam	
	Deaf	Togo	West Africa	85,000	45%		French Sign Lang.	Christianity	
	Ewe, Awlan	Togo	West Africa	1,806,000	87%		Ewe	Christianity	
	Fon	Togo	West Africa	75,000	65%		Fon	Christianity	
	French	Togo	West Africa	6,700	61%		French	Christianity	
	Fulfulde, Borgu	Togo	West Africa	117,000	0.50%	LR	Fulfulde, Borgu	Islam	
	Ga, Amina	Togo	West Africa	51,000	70%		Ga	Christianity	
	Gangam	Togo	West Africa	72,000	10%		Ngangam	Ethnic Religions	
	Gbe, Maxi	Togo	West Africa	54,000	34%		Gbe, Maxi	Ethnic Religions	
16 Nov.	Gen, Mina	Togo	West Africa	507,000	75%		Gen	Christianity	
	German	Togo	West Africa	800	64%		German, Standard	Christianity	
	Gourma	Togo	West Africa	306,000	22%		Gourmanchema	Ethnic Religions	
	Hausa	Togo	West Africa	23,000	1.20%	LR	Hausa	Islam	
	Ife	Togo	West Africa	159,000	35%		Ife	Ethnic Religions	
	Kabiye	Togo	West Africa	1,285,000	40%		Kabiye	Ethnic Religions	
	Kambole	Togo	West Africa	63,000	10%		Nago, Northern	Islam	
	Konkomba	Togo	West Africa	108,000	15%		Konkomba	Ethnic Religions	
	Kotokoli, Tem	Togo	West Africa	281,000	6%		Tem	Islam	
	Koussountou	Togo	West Africa	13,000	0%		Bago-Kusuntu	Ethnic Religions	

Akposso





Ewe, Awlan

Kabiye





Kotokoli, Tem





Pray Daily:	People Group Name:	Country Name:	Area-Region Name:	People Group Population:	%Percent Christian	LR FR	Primary Language:	Primary Religion:	People Group Photos:
17 Nov.	Kpessi	Togo	West Africa	6,300	16%		Kpessi	Ethnic Religions	
	Krache	Togo	West Africa	6,100	70%		Krache	Christianity	
	Kusaal	Togo	West Africa	1,500	8%		Kusaal	Ethnic Religions	
	Lama	Togo	West Africa	290,000	12%		Lama	Ethnic Religions	
	Lukpa	Togo	West Africa	22,000	10%		Lukpa	Ethnic Religions	
	Mamprusi	Togo	West Africa	17,000	3.50%		Mampruli	Ethnic Religions	
	Mbelime, Niendi	Togo	West Africa	2,800	14%		Mbelime	Ethnic Religions	
	Moba	Togo	West Africa	468,000	30%		Moba	Ethnic Religions	
	Mossi	Togo	West Africa	42,000	26%		Moore	Islam	
Nawdm	Togo	West Africa	190,000	30%		Nawdm	Ethnic Religions	Watchi	
18 Nov.	Ntrubo	Togo	West Africa	9,500	95%		Delo	Christianity	
	Otamari	Togo	West Africa	41,000	14%		Ditamari	Ethnic Religions	
	Piyobe	Togo	West Africa	18,000	6%		Miyobe	Ethnic Religions	
	Togolese Creole	Togo	West Africa	4,300	89%		Pidgin, Cameroon	Christianity	
	Waama, Yoabu	Togo	West Africa	22,000	6%		Waama	Ethnic Religions	
	Watchi	Togo	West Africa	906,000	25%		Gbe, Waci	Ethnic Religions	
	Wudu	Togo	West Africa	2,600	16%		Wudu	Ethnic Religions	
	Xwla	Togo	West Africa	33,000	70%		Gbe, Western Xwla	Christianity	
	Yoruba	Togo	West Africa	129,000	43%		Yoruba	Islam	
19 Nov.	Afrikaner	Angola	Southern Africa	2,300	97%		Afrikaans	Christianity	
	Ambo, Ndonga	Angola	Southern Africa	41,000	95%		Ndonga	Christianity	
	Bolo, Haka	Angola	Southern Africa	5,300	65%		Kibala	Christianity	
	British	Angola	Southern Africa	1,200	70%		English	Christianity	
	Cape Verdean	Angola	Southern Africa	79,000	98%		Kabuverdianu	Christianity	
	Chinese, general	Angola	Southern Africa	52,000	1.05%	LR	Chinese, Mandarin	Non-Religious	
	Chokwe	Angola	Southern Africa	2,170,000	85%		Cokwe	Christianity	
	Deaf	Angola	Southern Africa	339,000	94.09%		Language unknown	Christianity	
	Dhimba	Angola	Southern Africa	32,000	70%		Dhimba	Christianity	
	English-Speaking, gen.	Angola	Southern Africa	25,000	84%		English	Christianity	
	French	Angola	Southern Africa	7,600	76%		French	Christianity	
20 Nov.	Gciriku, Shimbogedu	Angola	Southern Africa	25,000	50%		Diriku	Christianity	
	Heikum, Kedi	Angola	Southern Africa	1,700	10%		Haiom	Ethnic Religions	
	Herero	Angola	Southern Africa	25,000	95%		Herero	Christianity	
	Holu	Angola	Southern Africa	56,000	50%		Holu	Ethnic Religions	
	Hungu	Angola	Southern Africa	881,000	93%		Hungu	Christianity	
	Kimbundu	Angola	Southern Africa	8,228,000	97.30%		Kimbundu	Christianity	
	Kongo	Angola	Southern Africa	3,511,000	94.50%		Koongo	Christianity	
	Kongo, San Salvador	Angola	Southern Africa	20,000	98%		Kongo, SanSalvador	Christianity	
	Kung-Ekoka	Angola	Southern Africa	7,600	10%		Kung-Ekoka	Ethnic Religions	
	Kung-Tsumkwe	Angola	Southern Africa	10,000	10%		Ju'hoan	Ethnic Religions	







Pray Daily:	People Group Name:	Country Name:	Area-Region Name:	People Group Population:	%Percent Christian	LR FR	Primary Language:	Primary Religion:	People Group Photos:
21 Nov.	Kuvale	Angola	Southern Africa	95,000	80%		Kuvale	Christianity	
	Kwandu	Angola	Southern Africa	8,100	85%		Kwandu	Christianity	
	Kwanyama	Angola	Southern Africa	771,000	95%		Oshiwambo	Christianity	
	Kxoe, Xun	Angola	Southern Africa	300	20%		Khwedam	Ethnic Religions	
	Lali	Angola	Southern Africa	5400	95%		Laari	Christianity	
	Lingala	Angola	Southern Africa	148,000	98%		Lingala	Christianity	
	Lozi	Angola	Southern Africa	8,900	97%		Lozi	Christianity	
	Luba-Lulua	Angola	Southern Africa	76,000	84%		Luba-Kasai	Christianity	
	Luchazi	Angola	Southern Africa	660,000	92%		Lucazi	Christianity	
	Luimbi	Angola	Southern Africa	111,000	60%		Luimbi	Christianity	
22 Nov.	Lunda	Angola	Southern Africa	365,000	94%		Lunda	Christianity	
	Lunda, Ndembu	Angola	Southern Africa	19,000	94%		Lunda	Christianity	
	Luvale, Lwena	Angola	Southern Africa	346,000	97%		Luvale	Christianity	
	Luyana, Kwangali	Angola	Southern Africa	25,000	90%		Kwangali	Christianity	
	Lwalwa	Angola	Southern Africa	25,000	94%		Lwalu	Christianity	
	Masi	Angola	Southern Africa	5,100	25%		Mashi	Ethnic Religions	
	Mbangala	Angola	Southern Africa	697,000	50%		Mbangala	Ethnic Religions	
	Mbukushu, Kusso	Angola	Southern Africa	15,000	50%		Mbukushu	Ethnic Religions	
	Mbunda	Angola	Southern Africa	331,000	80%		Mbunda	Christianity	
	Mbwela, Ambuella	Angola	Southern Africa	543,000	80%		Mbwela	Christianity	
23 Nov.	Mpinda	Angola	Southern Africa	33,000	20%		Mpinda	Ethnic Religions	
	Ndombe	Angola	Southern Africa	51,000	40%		Ndombe	Ethnic Religions	
	Ngandyera	Angola	Southern Africa	31,000	70%		Ngandyera	Christianity	
	Ngendelengo	Angola	Southern Africa	1,400	80%		Ngendelengo	Christianity	
	Nkangala	Angola	Southern Africa	54,000	40%		Nkangala	Ethnic Religions	
	Nkhumbi	Angola	Southern Africa	725,000	70%		Nkumbi	Christianity	
	Nyaneka	Angola	Southern Africa	1,101,000	90%		Nyaneka	Christianity	
	Nyemba, Ngangela	Angola	Southern Africa	1,036,000	85%		Nyemba	Christianity	
	Ovimbundu, Umbundu	Angola	Southern Africa	7,688,000	96.60%		Umbundu	Christianity	
	Portuguese, Branco	Angola	Southern Africa	2,084,000	95%		Portuguese	Christianity	
24 Nov.	Pygmy, Bakwe	Angola	Southern Africa	24,000	25%		Koongo	Ethnic Religions	
	Ruund, Northern Lunda	Angola	Southern Africa	249,000	96%		Ruund	Christianity	
	Sama, Kissama	Angola	Southern Africa	61,000	65%		Sama	Christianity	
	Simaa, Nyengo	Angola	Southern Africa	25,000	50%		Nyengo	Ethnic Religions	
	Simaa-Makoma	Angola	Southern Africa	3,800	36%		Simaa	Ethnic Religions	
	Songo, Nsongo	Angola	Southern Africa	226,000	80%		Songo	Christianity	
	Spaniard	Angola	Southern Africa	15,000	95%		Spanish	Christianity	
	Suku	Angola	Southern Africa	38,000	90%		Suku	Christianity	
	Vasekela Bushman, Maligo	Angola	Southern Africa	14,000	20%		Northwestern Kung	Ethnic Religions	
	Yaka	Angola	Southern Africa	506,000	94%		Yaka	Christianity	

Portuguese, Branco

Pray Daily:	People Group Name:	Country Name:	Area-Region Name:	People Group Population:	%Percent Christian	LR FR	Primary Language:	Primary Religion:	People Group Photos:
25 Nov.	Yauma	Angola	Southern Africa	43,000	60%		Yauma	Christianity	
	Yombe	Angola	Southern Africa	82,000	90%		Yombe	Christianity	
	Afrikaner	Botswana	Southern Africa	9,500	97%		Afrikaans	Christianity	
	Birwa	Botswana	Southern Africa	20,000	34%		Birwa	Ethnic Religions	
	British	Botswana	Southern Africa	6,700	70%		English	Christianity	
	Chinese, general	Botswana	Southern Africa	1,300	25%		Chinese, Mandarin	Buddhism	
	Deaf	Botswana	Southern Africa	18,000	65.56%		Language unknown	Christianity	
	Gciriku	Botswana	Southern Africa	2,600	45%		Diriku	Ethnic Religions	
	Gwi, Gwi-Khwe	Botswana	Southern Africa	1,800	20%		Gwi	Ethnic Religions	
	Gxana, I IGana	Botswana	Southern Africa	1,300	20%		Gana	Ethnic Religions	
26 Nov.	Handa, Tsexa	Botswana	Southern Africa	1,100	10%		Ani	Ethnic Religions	
	Heikum, San	Botswana	Southern Africa	39,000	10%		Haiom	Ethnic Religions	
	Herero	Botswana	Southern Africa	19,000	80%		Herero	Christianity	
	Hua	Botswana	Southern Africa	?	15%		Hua	Ethnic Religions	
	Kalanga	Botswana	Southern Africa	152,000	75%		Kalanga	Christianity	
	Kgalagadi	Botswana	Southern Africa	70,000	32%		Kgalagadi	Ethnic Religions	
	Kua	Botswana	Southern Africa	1,100	10%		Kua	Ethnic Religions	
	Kung-Ekoka	Botswana	Southern Africa	2,100	10%		Kung-Ekoka	Ethnic Religions	
	Kung-Tsumkwe	Botswana	Southern Africa	8,500	15%		Ju'hoan	Ethnic Religions	
	Kxoe, Xun	Botswana	Southern Africa	1,900	20%		Khwedam	Ethnic Religions	
27 Nov.	Lozi	Botswana	Southern Africa	18,000	95%		Lozi	Christianity	
	Luyana, Kwangali	Botswana	Southern Africa	8,600	40%		Kwangali	Ethnic Religions	
	Mbukushu, Gova	Botswana	Southern Africa	38,000	40%		Mbukushu	Ethnic Religions	
	Nambya	Botswana	Southern Africa	20,000	40%		Nambya	Ethnic Religions	
	Naro	Botswana	Southern Africa	8,300	8%		Naro	Ethnic Religions	
	Ndebele	Botswana	Southern Africa	20,000	75%		Ndebele	Christianity	
	Nusan Xoo, Ngamani	Botswana	Southern Africa	2,300	14%		Xoo	Ethnic Religions	
	Pedi, North Sotho	Botswana	Southern Africa	14,000	86%		Sotho, Northern	Christianity	
	Setswana	Botswana	Southern Africa	446,000	79%		Setswana	Christianity	
	Shona	Botswana	Southern Africa	56,000	65%		Shona	Christianity	
28 Nov.	Shua	Botswana	Southern Africa	2,200	13%		Shua	Ethnic Religions	
	Sotho	Botswana	Southern Africa	12,000	85%		Sotho, Southern	Christianity	
	South Asian, general	Botswana	Southern Africa	5,300	35%		Gujarati	Hinduism	
	Subia, Kuhane	Botswana	Southern Africa	7,000	40%		Kuhane	Ethnic Religions	
	Tshara-Tshao	Botswana	Southern Africa	2,400	20%		Tsoa	Ethnic Religions	
	Tswana-Hurutshe	Botswana	Southern Africa	14,000	68%		Setswana	Christianity	
	Tswana-Kwena	Botswana	Southern Africa	233,000	57.90%		Setswana	Christianity	
	Tswana-Malete	Botswana	Southern Africa	41,000	60%		Setswana	Christianity	
	Tswana-Ngwaketse	Botswana	Southern Africa	223,000	72.60%		Setswana	Christianity	
	Tswana-Ngwato	Botswana	Southern Africa	530,000	69%		Setswana	Christianity	

Pray Daily:	People Group Name:	Country Name:	Area-Region Name:	People Group Population:	%Percent Christian	LR FR	Primary Language:	Primary Religion:	People Group Photos:
29 Nov.	Tswana-Rolong	Botswana	Southern Africa	30,000	63%		Setswana	Christianity	
	Tswana-Seleka	Botswana	Southern Africa	8,500	58%		Setswana	Christianity	
	Tswana-Tawana	Botswana	Southern Africa	144,000	68%		Setswana	Christianity	
	Tswana-Tlokwa	Botswana	Southern Africa	10,000	71%		Setswana	Christianity	
	Tswapong	Botswana	Southern Africa	8,900	86%		Tswapong	Christianity	
	Xhosa	Botswana	Southern Africa	12,000	90%		Xhosa	Christianity	
	Yeyi, Kuba	Botswana	Southern Africa	54,000	20%		Yeyi	Ethnic Religions	
	Zulu	Botswana	Southern Africa	6,000	88%		Zulu	Christianity	
30 Nov.	Afrikaner Swaziland=	Eswatini	Southern Africa	14,000	75%		Afrikaans	Christianity	
	British	Eswatini	Southern Africa	2,500	62%		English	Christianity	
	Comorian, Maore	Eswatini	Southern Africa	600	1%	LR	Comorian, Maore	Islam	
	Deaf	Eswatini	Southern Africa	11,000	85%		Language unknown	Christianity	
	Nyanja	Eswatini	Southern Africa	5,800	82%		Chichewa	Christianity	
	Sotho	Eswatini	Southern Africa	5,500	90%		Sotho, Southern	Christianity	
	South Asian, general	Eswatini	Southern Africa	8,400	7%		Hindi	Hinduism	
	Swazi, Tekeza	Eswatini	Southern Africa	980,000	84.50%		Swati	Christianity	
	Tsonga, Shangaan	Eswatini	Southern Africa	24,000	90%		Tsonga	Christianity	
	Zulu	Eswatini	Southern Africa	96,000	87%		Zulu	Christianity	
1 Dec.	Afrikaner	Lesotho	Southern Africa	2,300	94%		Afrikaans	Christianity	
	Anglo-South African	Lesotho	Southern Africa	3,700	85%		English	Christianity	
	Chinese, general	Lesotho	Southern Africa	5,000	12%		Chinese, Mandarin	Ethnic Religions	
	Deaf	Lesotho	Southern Africa	21,000	89%		Language unknown	Christianity	
	Phuthi	Lesotho	Southern Africa	53,000	95%		Swati	Christianity	
	Sotho, Southern	Lesotho	Southern Africa	1,758,000	94%		Sotho, Southern	Christianity	
	Sotho-Taung	Lesotho	Southern Africa	32,000	95%		Sotho, Southern	Christianity	
	South Asian, general	Lesotho	Southern Africa	2,100	8%		Hindi	Hinduism	
	Xhosa	Lesotho	Southern Africa	24,000	75%		Xhosa	Christianity	
	Zulu	Lesotho	Southern Africa	189,000	70%		Zulu	Christianity	
2 Dec.	Afrikaner	Malawi	Southern Africa	3,700	95%		Afrikaans	Christianity	
	British	Malawi	Southern Africa	11,000	60%		English	Christianity	
	Deaf	Malawi	Southern Africa	196,000	76%		Language unknown	Christianity	
	French	Malawi	Southern Africa	1,900	62%		French	Christianity	
	Greek	Malawi	Southern Africa	5,600	92%		Greek	Christianity	
	Gujarati	Malawi	Southern Africa	55,000	0.50%	LR	Gujarati	Hinduism	
	Kachchi, Asian	Malawi	Southern Africa	14,000	2%	LR	Kacchi	Islam	
	Kokola	Malawi	Southern Africa	328,000	60%		Kokola	Christianity	
	Lambya	Malawi	Southern Africa	74,000	65%		Lambya	Christianity	
	Lomwe, Nguru	Malawi	Southern Africa	1,050,000	85%		Lomwe, Malawi	Christianity	
	Ndali	Malawi	Southern Africa	105,000	75%		Ndali	Christianity	
	Ngoni, Malawi	Malawi	Southern Africa	2,016,000	64%		Chichewa	Christianity	







Pray Daily:	People Group Name:	Country Name:	Area-Region Name:	People Group Population:	%Percent Christian	LR FR	Primary Language:	Primary Religion:	People Group Photos:
3 Dec.	Nyakyusa, Ngonde	Malawi	Southern Africa	202,000	92%		Nyakyusa-Ngonde	Christianity	
	Nyanja, Chewa	Malawi	Southern Africa	9,017,000	88%		Chichewa	Christianity	
	Nyiha, Malawi	Malawi	Southern Africa	13,000	60%		Nyiha, Malawi	Christianity	
	Nyika	Malawi	Southern Africa	6,300	75%		Nyika	Christianity	
	Portuguese	Malawi	Southern Africa	19,000	94%		Portuguese	Christianity	
	Sena, Malawi	Malawi	Southern Africa	633,000	58%		Sena, Malawi	Christianity	
	Senga	Malawi	Southern Africa	34,000	75%		Tumbuka	Christianity	
	Shona	Malawi	Southern Africa	93,000	75%		Shona	Christianity	
	Swahili	Malawi	Southern Africa	3,800	0%	FR	Swahili	Islam	
	Tonga	Malawi	Southern Africa	367,000	97%		Tonga	Christianity	
4 Dec.	Tumbuka	Malawi	Southern Africa	2,805,000	97%		Tumbuka	Christianity	
	Yao, Christian	Malawi	Southern Africa	329,000	98%		Yao	Christianity	
	Yao, Muslim	Malawi	Southern Africa	2,053,000	1%	LR	Yao	Islam	
	Zulu	Malawi	Southern Africa	72,000	96%		Zulu	Christianity	
	Barwe	Mozambique	Southern Africa	37,000	39%		Barwe	Ethnic Religions	
	British	Mozambique	Southern Africa	2,900	60%		English	Christianity	
	Cape Verdean	Mozambique	Southern Africa	2,100	95%		Kabuverdianu	Christianity	
	Chopi	Mozambique	Southern Africa	1,196,000	35%		Chopi	Ethnic Religions	
	Chwabo	Mozambique	Southern Africa	1,045,000	18%		Chuwabu	Ethnic Religions	
	Cuban	Mozambique	Southern Africa	4,200	57%		Spanish	Christianity	
5 Dec.	Deaf	Mozambique	Southern Africa	321,000	46%		Mozambican SignLang.	Christianity	
	Dema	Mozambique	Southern Africa	13,000	39%		Dema	Ethnic Religions	
	French	Mozambique	Southern Africa	2,300	61%		French	Christianity	
	German	Mozambique	Southern Africa	4,400	64%		German, Standard	Christianity	
	Goanese	Mozambique	Southern Africa	23,000	90%		Konkani, Goan	Christianity	
	Greek	Mozambique	Southern Africa	14,000	91%		Greek	Christianity	
	Gujarati	Mozambique	Southern Africa	46,000	1%	LR	Gujarati	Hinduism	
	Han Chinese, Mandarin	Mozambique	Southern Africa	27,000	8%		Chinese, Mandarin	Non-Religious	
	Hindi	Mozambique	Southern Africa	47,000	0%	FR	Hindi	Hinduism	
	Kokola	Mozambique	Southern Africa	176,000	60%		Kokola	Christianity	
6 Dec.	Korean	Mozambique	Southern Africa	46,000	31%		Korean	Christianity	
	Koti	Mozambique	Southern Africa	152,000	1.20%	LR	Koti	Islam	
	Kunda	Mozambique	Southern Africa	12,000	27%		Kunda	Ethnic Religions	
	Lolo	Mozambique	Southern Africa	356,000	35%		Lolo	Ethnic Religions	
	Lomwe	Mozambique	Southern Africa	2,718,000	55%		Lomwe	Christianity	
	Maindo	Mozambique	Southern Africa	46,000	23%		Maindo	Ethnic Religions	
	Makhuwa	Mozambique	Southern Africa	4,275,000	52%		Makhuwa	Christianity	
	Makhuwa, Nahara	Mozambique	Southern Africa	503,000	0.02%	FR	Makhuwa	Islam	
	Makhuwa-Marrevone	Mozambique	Southern Africa	472,000	20%		Makhuwa-Marrevone	Ethnic Religions	
	Makhuwa-Moniga	Mozambique	Southern Africa	474,000	20%		Makhuwa-Moniga	Ethnic Religions	

Nyanja, Chewa

Chopi

Koti

Makhuwa





Pray Daily:	People Group Name:	Country Name:	Area-Region Name:	People Group Population:	%Percent Christian	LR FR	Primary Language:	Primary Religion:	People Group Photos:
7 Dec.	Makhuwa-Saka	Mozambique	Southern Africa	466,000	25%		Makhuwa-Saka	Ethnic Religions	
	Makhuwa-Shirima	Mozambique	Southern Africa	787,000	20%		Makhuwa-Shirima	Ethnic Religions	
	Makonde	Mozambique	Southern Africa	567,000	5%	LR	Makonde	Islam	
	Makua, Makhuwa-Meetto	Mozambique	Southern Africa	1,259,000	15%		Makhuwa-Meetto	Ethnic Religions	
	Makwe	Mozambique	Southern Africa	54,000	0.10%	FR	Makwe	Islam	
	Manyawa	Mozambique	Southern Africa	236,000	25%		Manyawa	Ethnic Religions	
	Manyika	Mozambique	Southern Africa	157,000	42%		Manyika	Ethnic Religions	
	Marenje	Mozambique	Southern Africa	634,000	20%		Marenje	Ethnic Religions	
	Matengo	Mozambique	Southern Africa	4,600	40%		Matengo	Ethnic Religions	
	Mwani	Mozambique	Southern Africa	157,000	1%	LR	Mwani	Islam	
8 Dec.	Ndau, Shona	Mozambique	Southern Africa	787,000	25%		Ndau	Ethnic Religions	
	Ndonde	Mozambique	Southern Africa	9,200	20%		Makonde	Islam	
	Nsenga	Mozambique	Southern Africa	222,000	30%		Nsenga	Ethnic Religions	
	Nyanja, Chewa	Mozambique	Southern Africa	1,393,000	80%		Chichewa	Christianity	
	Nyungwe	Mozambique	Southern Africa	412,000	30%		Nyungwe	Ethnic Religions	
	Phimbi	Mozambique	Southern Africa	14,000	45%		Phimbi	Ethnic Religions	
	Portuguese	Mozambique	Southern Africa	2,487,000	94%		Portuguese	Christianity	
	Ronga	Mozambique	Southern Africa	666,000	80%		Ronga	Christianity	
	Russian	Mozambique	Southern Africa	4,800	67%		Russian	Christianity	
	Sakaji, Nathembo	Mozambique	Southern Africa	55,000	20%		Nathembo	Ethnic Religions	
9 Dec.	Sena	Mozambique	Southern Africa	2,188,000	82%		Sena	Christianity	
	Senji	Mozambique	Southern Africa	33,000	30%		Ndau	Ethnic Religions	
	Shona-Zezuru	Mozambique	Southern Africa	47,000	75%		Shona	Christianity	
	Swahili	Mozambique	Southern Africa	23,000	0%	FR	Swahili	Islam	
	Swazi	Mozambique	Southern Africa	2,600	85%		Swati	Christianity	
	Takwane	Mozambique	Southern Africa	397,000	25%		Takwane	Ethnic Religions	
	Tawara	Mozambique	Southern Africa	118,000	45%		Tawara	Ethnic Religions	
	Tewe	Mozambique	Southern Africa	394,000	40%		Tewe	Ethnic Religions	
	Tonga, Gitonga	Mozambique	Southern Africa	353,000	45%		Tonga	Ethnic Religions	
	Tsonga	Mozambique	Southern Africa	4,525,000	75%		Tsonga	Christianity	
10 Dec.	Tswa	Mozambique	Southern Africa	1,094,000	40%		Tswa	Ethnic Religions	
	Xingoni	Mozambique	Southern Africa	55,000	12%		Xingoni	Islam	
	Yao, Christian	Mozambique	Southern Africa	119,000	94%		Yao	Christianity	
	Yao, Muslim	Mozambique	Southern Africa	203,000	1.40%	LR	Yao	Islam	
	Zulu	Mozambique	Southern Africa	6,600	80%		Zulu	Christianity	
	Afrikaner	Namibia	Southern Africa	77,000	93%		Afrikaans	Christianity	
	Ambo, Ndonga	Namibia	Southern Africa	355,000	98.50%		Ndonga	Christianity	
	Baster, Rehobother	Namibia	Southern Africa	56,000	90%		Afrikaans	Christianity	
	British	Namibia	Southern Africa	2,100	60%		English	Christianity	
	Chokwe	Namibia	Southern Africa	8,100	85%		Cokwe	Christianity	

Makua, Makhuwa-Meetto





Portuguese

Sena

Tsonga

Pray Daily:	People Group Name:	Country Name:	Area-Region Name:	People Group Population:	%Percent Christian	LR FR	Primary Language:	Primary Religion:	People Group Photos:
11 Dec.	Deaf	Namibia	Southern Africa	19,000	91%		Namibian Sign Lang.	Christianity	
	Dhimba	Namibia	Southern Africa	7,300	70%		Dhimba	Christianity	
	Fwe	Namibia	Southern Africa	14,000	90%		Fwe	Christianity	
	Gciriku	Namibia	Southern Africa	59,000	65%		Diriku	Christianity	
	German	Namibia	Southern Africa	40,000	64%		German, Standard	Christianity	
	Heikum, San	Namibia	Southern Africa	23,000	10%		Haiom	Ethnic Religions	
	Herero	Namibia	Southern Africa	273,000	97%		Herero	Christianity	
	Kung-Ekoka	Namibia	Southern Africa	10,000	10%		Kung-Ekoka	Ethnic Religions	
	Kung-Tsumkwe	Namibia	Southern Africa	43,000	10%		Ju'hoan	Ethnic Religions	
	Kwambi	Namibia	Southern Africa	41,000	80%		Kwambi	Christianity	
<b>Herero</b>									
12 Dec.	Kwanyama, Oshiwambo	Namibia	Southern Africa	704,000	98.50%		Oshiwambo	Christianity	
	Kxoe, Xun	Namibia	Southern Africa	4,300	20%		Khwedam	Ethnic Religions	
	Lozi	Namibia	Southern Africa	40,000	90%		Lozi	Christianity	
	Luchazi	Namibia	Southern Africa	1,500	90%		Lucazi	Christianity	
	Luyana, Kwangali	Namibia	Southern Africa	235,000	90%		Kwangali	Christianity	
	Masi	Namibia	Southern Africa	300	20%		Mashi	Ethnic Religions	
	Mbalanhu	Namibia	Southern Africa	300	15%		Mbalanhu	Ethnic Religions	
	Mbukushu, Gova	Namibia	Southern Africa	46,000	55%		Mbukushu	Christianity	
	Nama, Khoekhoe	Namibia	Southern Africa	356,000	88%		Khoekhoe	Christianity	
	Namibians, English-Sp.	Namibia	Southern Africa	30,000	91%		English	Christianity	
<b>Kwanyama</b>									
13 Dec.	Naro	Namibia	Southern Africa	2,100	8%		Naro	Ethnic Religions	
	Nusan, West Xo	Namibia	Southern Africa	500	7%		Xoo	Ethnic Religions	
	Nyemba, Ngangela	Namibia	Southern Africa	15,000	85%		Nyemba	Christianity	
	Ovimbundu, Umbundu	Namibia	Southern Africa	4,400	96%		Umbundu	Christianity	
	Subia, Chikwahane	Namibia	Southern Africa	33,000	40%		Kuhane	Ethnic Religions	
	Tswana	Namibia	Southern Africa	6,700	80%		Tswana	Christianity	
	Vasekela Bushman, Maligo	Namibia	Southern Africa	1,500	35%		Northwestern Kung	Ethnic Religions	
	Yeyi, Koba	Namibia	Southern Africa	7,300	20%		Yeyi	Ethnic Religions	
	Saint Helena	Saint Helena	Southern Africa-isl.	5,900	95%		English	Christianity	
	<b>Afrikaner</b>								
14 Dec.	Angolar	SaoTome&Princip	Southern Africa-isl.	8,200	90%		Angolar	Christianity	
	Cape Verdean	SaoTome&Princip	Southern Africa-isl.	15,000	98%		Kabuverdianu	Christianity	
	Deaf	SaoTome&Princip	Southern Africa-isl.	1,700	88%		Language unknown	Christianity	
	Fang	SaoTome&Princip	Southern Africa-isl.	2,700	82%		Fang	Christianity	
	Mestico, Saotomense	SaoTome&Princip	Southern Africa-isl.	191,000	85%		Saotomense	Christianity	
	Principense	SaoTome&Princip	Southern Africa-isl.	2,500	95%		Principense	Christianity	
	Afrikaner	South Africa	Southern Africa	3,993,000	89%		Afrikaans	Christianity	
	Americans, U.S.	South Africa	Southern Africa	12,000	77%		English	Christianity	
	Anglo-South African	South Africa	Southern Africa	1,350,000	85%		English	Christianity	
	Arab, Egyptian	South Africa	Southern Africa	61,000	13%		Arabic, Egyptian	Islam	
Arab, Lebanese	South Africa	Southern Africa	5,700	32%		Arabic, N. Levantine	Islam		
<b>Anglo-S. African</b>									






Pray Daily:	People Group Name:	Country Name:	Area-Region Name:	People Group Population:	%Percent Christian	LR FR	Primary Language:	Primary Religion:	People Group Photos:
15 Dec.	Bhojpuri Bihari	South Africa	Southern Africa	58,000	5%	LR	Bhojpuri	Hinduism	
	Birwa	South Africa	Southern Africa	11,000	34%		Birwa	Ethnic Religions	
	British	South Africa	Southern Africa	272,000	60%		English	Christianity	
	Chinese, general	South Africa	Southern Africa	362,000	8%		English	Non-Religious	
	Coloured	South Africa	Southern Africa	5,343,000	82%		Afrikaans	Christianity	
	Coloured Creole	South Africa	Southern Africa	40,000	80%		Oorlams	Christianity	
	Deaf	South Africa	Southern Africa	450,000	75%		South African Sign Lang.	Christianity	
	Dutch	South Africa	Southern Africa	30,000	46%		Dutch	Non-Religious	
	French	South Africa	Southern Africa	12,000	61%		French	Christianity	
	German	South Africa	Southern Africa	15,000	64%		German, Standard	Christianity	
	Greek	South Africa	Southern Africa	21,000	91%		Greek	Christianity	
16 Dec.	Griqua	South Africa	Southern Africa	100	100%		Xiri	Christianity	
	Gujarati	South Africa	Southern Africa	32,000	3%	LR	Gujarati	Hinduism	
	Hindi	South Africa	Southern Africa	468,000	4%	LR	Hindi	Hinduism	
	Indian, English-Speak.	South Africa	Southern Africa	464,000	10%		English	Hinduism	
	Italian	South Africa	Southern Africa	20,000	82%		Italian	Christianity	
	Jew, English Speaking	South Africa	Southern Africa	71,000	0.50%	LR	English	Judaism	
	Korana	South Africa	Southern Africa	11,000	70%		Language unknown	Christianity	
	Korean	South Africa	Southern Africa	1,300	31%		Korean	Christianity	
	Kung-Ekoka	South Africa	Southern Africa	4,200	8%		Kung-Ekoka	Ethnic Religions	
	Kxoe, Xun	South Africa	Southern Africa	1,400	20%		Khwedam	Ethnic Religions	
	Lembaa	South Africa	Southern Africa	1,388,000	40%		Venda	Ethnic Religions	
17 Dec.	Makhuwa	South Africa	Southern Africa	18,000	21%		Makhuwa	Ethnic Religions	
	Malay, Cape	South Africa	Southern Africa	325,000	0.50%	LR	Afrikaans	Islam	
	Mauritian	South Africa	Southern Africa	42,000	35%		Morisyen	Hinduism	
	Nama, Khoekhoe	South Africa	Southern Africa	2,200	70%		Khoekhoe	Christianity	
	Ndebele, Southern	South Africa	Southern Africa	1,250,000	80%		Ndebele	Christianity	
	Nghuki	South Africa	Southern Africa	700	90%		Nu	Christianity	
	Nusan Nung, Ngamani	South Africa	Southern Africa	500	14%		Xoo	Ethnic Religions	
	Nyanja, Chewa	South Africa	Southern Africa	3,300	65%		Chichewa	Christianity	
	Pedi, North Sotho	South Africa	Southern Africa	5,344,000	82%		Sotho, Northern	Christianity	
	Portuguese	South Africa	Southern Africa	1,877,000	94%		Portuguese	Christianity	
	Romani, Romanichal	South Africa	Southern Africa	9,900	65%		Angloromani	Christianity	
									





Coloured

Hindi

Lembaa

Ndebele, Southern

Pray Daily:	People Group Name:	Country Name:	Area-Region Name:	People Group Population:	%Percent Christian	LR FR	Primary Language:	Primary Religion:	People Group Photos:
18 Dec.	Ronga	South Africa	Southern Africa	1,300	80%		Ronga	Christianity	
	Setswana	South Africa	Southern Africa	406,000	68%		Setswana	Christianity	
	Shona	South Africa	Southern Africa	23,000	65%		Shona	Christianity	
	Somali	South Africa	Southern Africa	24,000	0.50%	LR	Somali	Islam	
	Sotho, Khutswe	South Africa	Southern Africa	611,000	80%		Sotho, Northern	Christianity	
	Sotho, Southern	South Africa	Southern Africa	4,453,000	82%		Sotho, Southern	Christianity	
	South Asian, Telugu-sp.	South Africa	Southern Africa	5,000	7%		Telugu	Hinduism	
	Swahili	South Africa	Southern Africa	2,500	0%	FR	Swahili	Islam	
	Swazi	South Africa	Southern Africa	1,496,000	75%		Swati	Christianity	
	Tamil, Hindu	South Africa	Southern Africa	33,000	12%		Tamil	Hinduism	
	Tsonga, Shangaan	South Africa	Southern Africa	2,615,000	68%		Tsonga	Christianity	Tsonga, Shangaan
19 Dec.	Tswa	South Africa	Southern Africa	25,000	75%		Tswa	Christianity	
	Tswana, Detribalized	South Africa	Southern Africa	290,000	85%		Tswana	Christianity	
	Tswana-Hurutshe	South Africa	Southern Africa	1,527,000	70%		Tswana	Christianity	
	Tswana-Kwena	South Africa	Southern Africa	58,000	72%		Tswana	Christianity	
	Tswana-Malete	South Africa	Southern Africa	58,000	73%		Tswana	Christianity	
	Tswana-Ngwaketse	South Africa	Southern Africa	174,000	72%		Tswana	Christianity	
	Tswana-Ngwato	South Africa	Southern Africa	58,000	70%		Tswana	Christianity	
	Tswana-Rolong	South Africa	Southern Africa	580,000	78%		Tswana	Christianity	
	Tswana-Tlhaping	South Africa	Southern Africa	406,000	60%		Tswana	Christianity	
	Tswana-Tlharu	South Africa	Southern Africa	464,000	65%		Tswana	Christianity	
	Tswana-Tlokwa	South Africa	Southern Africa	232,000	55%		Tswana	Christianity	Xhosa
20 Dec.	Urdu	South Africa	Southern Africa	15,000	0%	FR	Urdu	Islam	
	Vasekela Bushman, Maligo	South Africa	Southern Africa	3,800	32%		NW Kung	Ethnic Religions	
	Xhosa	South Africa	Southern Africa	8,523,000	81%		Xhosa	Christianity	
	Xhosa-Tembu	South Africa	Southern Africa	913,000	75%		Xhosa	Christianity	
	Zulu	South Africa	Southern Africa	13,560,000	81%		Zulu	Christianity	
	Afrikaner	Zambia	Southern Africa	104,000	94%		Afrikaans	Christianity	
	Ambo	Zambia	Southern Africa	4,700	90%		Lala-Bisa	Christianity	
	Arab, Lebanese	Zambia	Southern Africa	3,900	32%		Arabic, N. Levantine	Islam	
	Aushi	Zambia	Southern Africa	190,000	90%		Aushi	Christianity	
	Bemba	Zambia	Southern Africa	5,063,000	97%		Bemba	Christianity	
	Bisa	Zambia	Southern Africa	377,000	95%		Lala-Bisa	Christianity	Bemba

Pray Daily:	People Group Name:	Country Name:	Area-Region Name:	People Group Population:	%Percent Christian	LR FR	Primary Language:	Primary Religion:	People Group Photos:
21 Dec.	British	Zambia	Southern Africa	13,000	60%		English	Christianity	
	Bwile	Zambia	Southern Africa	106,000	95%		Bwile	Christianity	
	Chokwe	Zambia	Southern Africa	118,000	60%		Cokwe	Christianity	
	Cishinga	Zambia	Southern Africa	122,000	80%		Bemba	Christianity	
	Deaf	Zambia	Southern Africa	142,000	87%		Zambian Sign Lang.	Christianity	
	French	Zambia	Southern Africa	7,800	61%		French	Christianity	
	Greek	Zambia	Southern Africa	11,000	91%		Greek	Christianity	
	Gujarati	Zambia	Southern Africa	44,000	0%	FR	Gujarati	Hinduism	
	Han Chinese, Mandarin	Zambia	Southern Africa	52,000	9%		Chinese, Mandarin	Non-Religious	
	Ila	Zambia	Southern Africa	185,000	60%		Ila	Christianity	
	Italian	Zambia	Southern Africa	13,000	82%		Italian	Christianity	
22 Dec.	Iwa	Zambia	Southern Africa	8,000	80%		Nyamwanga	Christianity	
	Jew, English Speaking	Zambia	Southern Africa	3,500	0%	FR	English	Judaism	
	Kabende	Zambia	Southern Africa	86,000	95%		Bemba	Christianity	
	Kaonde	Zambia	Southern Africa	392,000	90%		Kaonde	Christianity	
	Kunda	Zambia	Southern Africa	60,000	45%		Kunda	Ethnic Religions	
	Kxoe, Xun	Zambia	Southern Africa	200	8%		Khwedam	Ethnic Religions	
	Lala-Bisa	Zambia	Southern Africa	746,000	95%		Lala-Bisa	Christianity	
	Lamba	Zambia	Southern Africa	377,000	94%		Lamba	Christianity	
	Lamba-Lima	Zambia	Southern Africa	4,300	95%		Lamba	Christianity	
	Lambya, Rambia	Zambia	Southern Africa	19,000	97%		Lambya	Christianity	
	Lenje	Zambia	Southern Africa	243,000	70%		Lenje	Christianity	
23 Dec.	Leya	Zambia	Southern Africa	19,000	30%		Tonga	Ethnic Religions	
	Lozi	Zambia	Southern Africa	1,186,000	83%		Lozi	Christianity	
	Luano	Zambia	Southern Africa	3,100	80%		Lala-Bisa	Christianity	
	Luchazi	Zambia	Southern Africa	56,000	80%		Lucazi	Christianity	
	Lunda, Luapula	Zambia	Southern Africa	226,000	93%		Bemba	Christianity	
	Lunda, Northwest	Zambia	Southern Africa	428,000	88%		Lunda	Christianity	
	Luvale	Zambia	Southern Africa	325,000	60%		Luvale	Christianity	
	Luyana	Zambia	Southern Africa	4,900	80%		Luyana	Christianity	
	Mambwe-Lungu	Zambia	Southern Africa	394,000	75%		Mambwe-Lungu	Christianity	
	Masi	Zambia	Southern Africa	36,000	40%		Mashi	Ethnic Religions	
	Mbowe	Zambia	Southern Africa	900	45%		Mbowe	Ethnic Religions	




Deaf

Ila

Lala-Bisa

Mambwe-Lungu



Pray Daily:	People Group Name:	Country Name:	Area-Region Name:	People Group Population:	%Percent Christian	LR FR	Primary Language:	Primary Religion:	People Group Photos:
24 Dec.	Mbukushu	Zambia	Southern Africa	11,000	90%		Mbukushu	Christianity	
	Mbunda	Zambia	Southern Africa	158,000	50%		Mbunda	Christianity	
	Mukulu	Zambia	Southern Africa	9,800	80%		Bemba	Christianity	
	Ndebele	Zambia	Southern Africa	15,000	60%		Ndebele	Christianity	
	Nkoya, Lambya	Zambia	Southern Africa	67,000	60%		Nkoya	Christianity	
	Nsenga	Zambia	Southern Africa	770,000	89%		Nsenga	Christianity	
	Nyamwanga	Zambia	Southern Africa	188,000	90%		Nyamwanga	Christianity	
	Nyanja, Chewa	Zambia	Southern Africa	1,915,000	97%		Chichewa	Christianity	
	Nyiha, Tanzania	Zambia	Southern Africa	778,000	40%		Nyiha, Tanzania	Ethnic Religions	
	Nyika	Zambia	Southern Africa	10,000	75%		Nyika	Christianity	
	Portuguese	Zambia	Southern Africa	5,400	94%		Portuguese	Christianity	
25 Dec.	Sala	Zambia	Southern Africa	45,000	45%		Sala	Ethnic Religions	
	Senga	Zambia	Southern Africa	151,000	75%		Tumbuka	Christianity	
	Serb	Zambia	Southern Africa	5,200	80%		Serbian	Christianity	
	Shasha, Mashasha	Zambia	Southern Africa	2,300	60%		Nkoya	Christianity	
	Shona	Zambia	Southern Africa	42,000	60%		Shona	Christianity	
	Simaa	Zambia	Southern Africa	9,500	45%		Simaa	Ethnic Religions	
	Simaa-Imilangu, Mdundulu	Zambia	Southern Africa	6,900	75%		Simaa	Christianity	
	Simaa-Makoma	Zambia	Southern Africa	27,000	40%		Simaa	Ethnic Religions	
	Simaa-Mwenyi	Zambia	Southern Africa	8,700	45%		Simaa	Ethnic Religions	
	Soli	Zambia	Southern Africa	65,000	55%		Soli	Christianity	
	Subia	Zambia	Southern Africa	2,600	45%		Kuhane	Ethnic Religions	
26 Dec.	Swahili	Zambia	Southern Africa	47,000	0%	FR	Swahili	Islam	
	Swahili, Congo	Zambia	Southern Africa	46,000	16%		Swahili, Congo	Islam	
	Swaka	Zambia	Southern Africa	72,000	84%		Lala-Bisa	Christianity	
	Tabwa	Zambia	Southern Africa	52,000	63%		Taabwa	Christianity	
	Tambo	Zambia	Southern Africa	7,800	15%		Nyamwanga	Ethnic Religions	
	Tabwa, Shila	Zambia	Southern Africa	24,000	90%		Taabwa	Christianity	
	Toka	Zambia	Southern Africa	29,000	45%		Tonga	Ethnic Religions	
	Tonga, Zambezi	Zambia	Southern Africa	2,504,000	94%		Tonga	Christianity	
	Totela	Zambia	Southern Africa	2,100	45%		Totela	Ethnic Religions	
	Tumbuka	Zambia	Southern Africa	542,000	87%		Tumbuka	Christianity	
	Tumbuka, Yombe	Zambia	Southern Africa	3,800	90%		Tumbuka	Christianity	



Nyanja, Chewa






Toka




Tonga, Zambezi



Tumbuka

Pray Daily:	People Group Name:	Country Name:	Area-Region Name:	People Group Population:	%Percent Christian	LR FR	Primary Language:	Primary Religion:	People Group Photos:
27 Dec.	Unga	Zambia	Southern Africa	47,000	95%		Bemba	Christianity	
	Yao, Muslim	Zambia	Southern Africa	5,100	3%	LR	Yao	Islam	
	Yauma	Zambia	Southern Africa	13,000	80%		Yauma	Christianity	
	Afrikaner	Zimbabwe	Southern Africa	94,000	96%		Afrikaans	Christianity	
	Bemba	Zimbabwe	Southern Africa	34,000	95%		Bemba	Christianity	
	Birwa	Zimbabwe	Southern Africa	118,000	35%		Birwa	Ethnic Religions	
	British	Zimbabwe	Southern Africa	7,400	60%		English	Christianity	
	Deaf	Zimbabwe	Southern Africa	146,000	78%		Zimbabwe Sign Lang.	Christianity	
	Doma, Vadoma	Zimbabwe	Southern Africa	18,000	0.30%	LR	Shona	Ethnic Religions	
	Dombe	Zimbabwe	Southern Africa	6,900	15%		Dombe	Ethnic Religions	
	Greek	Zimbabwe	Southern Africa	7,900	92%		Greek	Christianity	Ndau
28 Dec.	Gujarati	Zimbabwe	Southern Africa	30,000	8%		Gujarati	Hinduism	
	Han Chinese, Mandarin	Zimbabwe	Southern Africa	1,600	9%		Chinese, Mandarin	Non-Religious	
	Kalanga	Zimbabwe	Southern Africa	216,000	68%		Kalanga	Christianity	
	Kunda	Zimbabwe	Southern Africa	185,000	55%		Kunda	Christianity	
	Lembaa	Zimbabwe	Southern Africa	101,000	42%		Venda	Ethnic Religions	
	Lozi	Zimbabwe	Southern Africa	147,000	91%		Lozi	Christianity	
	Makua, Makhuwa-Meetto	Zimbabwe	Southern Africa	17,000	25%		Makhuwa-Meetto	Ethnic Religions	
	Manyika	Zimbabwe	Southern Africa	446,000	75%		Manyika	Christianity	
	Marathi	Zimbabwe	Southern Africa	6,700	1%	LR	Marathi	Hinduism	
	Nambya	Zimbabwe	Southern Africa	115,000	45%		Nambya	Ethnic Religions	
	Ndau	Zimbabwe	Southern Africa	1,042,000	45%		Ndau	Ethnic Religions	Nyanja
29 Dec.	Ndebele, Tabele	Zimbabwe	Southern Africa	1,800,000	79%		Ndebele	Christianity	
	Nsenga	Zimbabwe	Southern Africa	53,000	72%		Nsenga	Christianity	
	Nyanja	Zimbabwe	Southern Africa	446,000	80%		Chichewa	Christianity	
	Nyungwe	Zimbabwe	Southern Africa	34,000	30%		Nyungwe	Ethnic Religions	
	Pedi, North Sotho	Zimbabwe	Southern Africa	185,000	90%		Sotho, Northern	Christianity	
	Portuguese	Zimbabwe	Southern Africa	17,000	94%		Portuguese	Christianity	
	Sena	Zimbabwe	Southern Africa	151,000	82%		Sena	Christianity	
	Shona	Zimbabwe	Southern Africa	973,000	82.75%		Shona	Christianity	
	Shona-Karanga	Zimbabwe	Southern Africa	3,436,000	85%		Shona	Christianity	
	Shona-Korekore	Zimbabwe	Southern Africa	1,287,000	74%		Shona	Christianity	
	Shona-Zezuru	Zimbabwe	Southern Africa	2,452,000	83%		Shona	Christianity	Shona-Zezuru

Pray Daily:	People Group Name:	Country Name:	Area-Region Name:	People Group Population:	%Percent Christian	LR FR	Primary Language:	Primary Religion:	People Group Photos:
30 Dec.	Swazi	Zimbabwe	Southern Africa	84,000	85%		Swati	Christianity	
	Tawara	Zimbabwe	Southern Africa	46,000	59%		Tawara	Christianity	
	Tonga, Zambezi	Zimbabwe	Southern Africa	272,000	63%		Tonga	Christianity	
	Tshara-Tshao	Zimbabwe	Southern Africa	4,500	20%		Tsoa	Ethnic Religions	
	Tsonga	Zimbabwe	Southern Africa	136,000	90%		Tsonga	Christianity	
	Tswa, Hlengwe	Zimbabwe	Southern Africa	3,800	40%		Tswa	Ethnic Religions	
	Tswana	Zimbabwe	Southern Africa	96,000	80%		Tswana	Christianity	
	Tswana-Tawana	Zimbabwe	Southern Africa	34,000	68%		Tswana	Christianity	
	Tumbuka	Zimbabwe	Southern Africa	17,000	89%		Tumbuka	Christianity	
	Xhosa	Zimbabwe	Southern Africa	34,000	90%		Xhosa	Christianity	
	Zulu	Zimbabwe	Southern Africa	188,000	85%		Zulu	Christianity	

31 Dec. On this last day, pray, praise & worship the Lord as He leads you. Especially praise Him for reaching Unreached People Groups!



**Jesus said in Luke 10:2,  
"The harvest is plentiful,  
but the workers are few.**



**Ask the Lord of the harvest,  
therefore, to send out workers  
into his harvest field."**