



Parts for Trucks, Trailers & Buses

**12**

# FITTINGS

*Proven, reliable and  
always innovative.*

TRP® offers reliable aftermarket products that are designed and tested to exceed customers' expectations regardless of the vehicle make, model or age.



**ADAPTERS • CONNECTORS • GLADHANDS  
HOSE CLAMPS • ELBOWS • VALVES**



Tested. Reliable. Guaranteed.

### Fittings

Choosing the right replacement part or service for your vehicle—whether you own one, or a fleet—is one of the most important decisions you can make for your business. And, with tested TRP® parts it’s an easy decision.

Regardless of the make you drive, TRP® quality replacement parts are engineered to fit your truck, trailer or bus. Choose the parts that give you the best value for your business. Check them out at an approved TRP® retailer near you.

*The cross reference information in this catalog is based upon data provided by several industry sources and our partners. While every attempt is made to ensure the information presented is accurate, we bear no liability due to incorrect or incomplete information.*

### Product Availability

*Due to export restrictions and market demands, not all products are always available in every location. Check for availability in your area with your local TRP® Distributor.*

*No part of this marketing material may be reproduced in any manner without written permission from TRP® North America.*

# TABLE OF CONTENTS

## FITTINGS

### ADAPTERS & CONNECTORS

Adapters .....	12-4
Connectors .....	12-8

### CAPS & PLUGS

Fitting Caps .....	12-10
Fitting Plugs.....	12-10

### COMPRESSION CONNECTORS

Compression Nut & Sleeves .....	12-11
Compression Connectors.....	12-11

### GLADHANDS

Lock, Seal & Seal Set.....	12-14
Gladhands - Valves .....	12-15

### HOSE CLAMPS

Hose Clamps .....	12-16
-------------------	-------

### TRP® North America

750 Houser Way N.  
Renton, WA 98057

[www.trpparts.com](http://www.trpparts.com)

**JIC FITTINGS**

JIC Fittings ..... 12-20

**O-RINGS**

O-Rings (A/C) ..... 12-23

**PIPE ADAPTERS & CONNECTORS**

Pipe Adapters & Connectors ..... 12-24

**PTC CONNECTORS**

PTC Connectors ..... 12-27

**PUSH-ON FITTINGS**

Push-On Fittings ..... 12-29

**STREET ELBOWS**

Street Elbows ..... 12-30

**VALVES**

Valves ..... 12-31

**CROSS REFERENCE FOR FITTINGS**

Cross Reference for Fittings ..... 12-34

Cross Reference for Dynacraft  
Material Number ..... 12-38

## ADAPTERS & CONNECTORS

### ADAPTERS - ELBOW (45°)

Table 12-1: Fittings - 45° Degree Elbow Adapters

Part No.	Description	Size (A)	45° Degree Flare (A)	Size (B)	Pipe Thread (B)	Standard Pack Qty.
AP2086	Adapter	-4	7/16" - 20	-2	1/8" - 27	5
F54X8ADP	Adapter	-8	5/8" - 18	-6	3/8" - 18	5
54X4X4ADP	Adapter	-4	7/16" - 20	-4	1/4" - 18	5

### ADAPTERS - ELBOW EXHAUST (45° MALE)

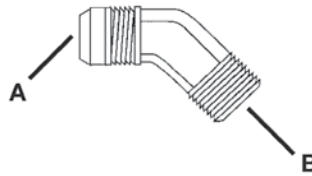


Table 12-2: Fittings - 45° Male Elbow (Exhaust Adapters)

Part No.	Size (A)	Straight Thread (A)	Size (B)	Straight Thread (B)	Standard Pack Qty.
AP2105	-4	7/16" - 20	-4	1/4" - 18	5
AP2138	-6	5/8" - 18	-4	1/4" - 18	5
AP2151	-6	5/8" - 18	-6	3/8" - 18	5
AP21571	-6	5/8" - 18	-8	1/2" - 14	1
AP21641	-8	3/4" - 16	-6	3/8" - 18	5
AP2177	-8	3/4" - 16	-8	1/2" - 14	5
AP2184	-10	7/8" - 14	-6	3/8" - 18	2
AP2203	-10	7/8" - 14	-8	1/2" - 14	5
AP2216	-12	1-1/16" - 14	-8	1/2" - 14	2
AP2222	-12	1-1/16" - 14	-12	3/4" - 14	2
AP26931	-10	3/4" - 16	-8	7/8" - 14	2

## ADAPTERS - ELBOW - JIC 37° DEG (45°)

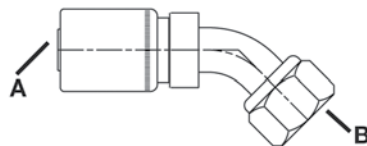


Table 12-3: Fittings - 45° Elbow Adapters (JIC 37° Deg)

Part No.	Description	Size (A)	O-Ring (A)	Size (B)	37° Degree Flare (B)	Standard Pack Qty.
AP26931	Adapter	-10	3/4" - 16	-8	7/8" - 14	2
AP27721	Adapter	-20	1-5/16" - 12	-16	1 5/8" - 12	1
AP2783	Adapter	-8	3/4" - 16	-6	9/16" - 18	2

## ADAPTERS - ELBOW EXHAUST (90°)

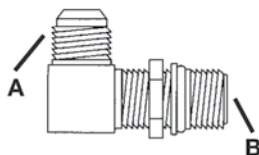


Table 12-4: Fittings - 90° Elbow (Exhaust Adapters)

Part No.	Size (A)	Straight Thread (A)	Size (B)	Straight Thread (B)	Standard Pack Qty.
AP3460	-6	9/16" - 18	-6	9/16" - 18	5
AP3473	-6	9/16" - 18	-8	3/4" - 16	5
AP3486	-8	3/4" - 16	-8	3/4" - 16	1
AP3499	-8	3/4" - 16	-6	9/16" - 18	2
AP3512	-8	3/4" - 16	-10	7/8" - 14	2
AP3525	-10	7/8" - 14	-10	7/8" - 14	1
AP3538	-10	7/8" - 14	-8	3/4" - 16	2
AP3564	-12	1-1/16" - 12	-12	1-1/16" - 12	2
AP3590	-12	1-1/16" - 12	-16	1-5/16" - 12	1
AP3603	-16	1-5/16" - 12	-16	1-5/16" - 12	1
AP3616	-16	1-5/16" - 12	-12	1-1/16" - 12	1
AP3629	-16	1-5/16" - 12	-20	1-5/8" - 12	1
AP3642	-20	1-5/8" - 12	-20	1-5/8" - 12	1
AP3655	-20	1-5/8" - 12	-16	1-5/16" - 12	1

## ADAPTERS ELBOW - JIC 37° DEG (90°)

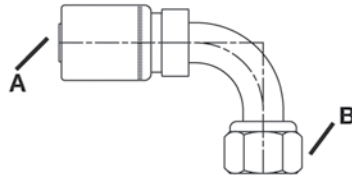


Table 12-5: Fittings - 90° Elbow Adapters (JIC 37° Deg)

Part No.	Description	Size (A)	O-Ring (A)	Size (B)	37° Degree Flare (B)	Standard Pack Qty.
C551X16ADP	Adapter	-16	1- 5/16" - 12	-6	1- 5/16" - 12	1
C5515X6ADP	Adapter	-6	9/16" - 18	-6	9/16" - 18	5

## ADAPTER - EXTRUDED MALE ELBOW - SAE 45° TO 90° MNPT

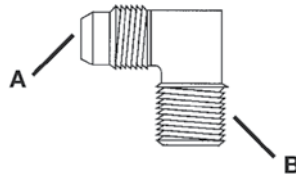


Table 12-6: Fittings - Extruded Male Elbow Adapter

Part No.	Description	Size (A)	Straight Thread (A)	Size (B)	Pipe Thread (B)	Standard Pack Qty.
AP2261	SAE 45° to 90° MNPT	-4	7/16" - 20	-2	1/8" - 27	10
AP2274	SAE 45° to 90° MNPT	-4	7/16" - 20	-4	1/4" - 18	10
AP22871	SAE 45° to 90° MNPT	-4	7/16" - 20	-6	3/8" - 18	5
AP2293	SAE 45° to 90° MNPT	-4	7/16" - 20	-8	1/2" - 14	1
AP2326	SAE 45° to 90° MNPT	-6	5/8" - 18	-4	1/4" - 18	5
AP2339	SAE 45° to 90° MNPT	-6	5/8" - 18	-2	1/8" - 27	5
AP23521	SAE 45° to 90° MNPT	-6	5/8" - 18	-6	3/8" - 18	5
AP2391	SAE 45° to 90° MNPT	-8	3/4" - 16	-6	3/8" - 18	5
AP2443	SAE 45° to 90° MNPT	-8	3/4" - 16	-8	1/2" - 14	5
AP2469	SAE 45° to 90° MNPT	-10	7/8" - 14	-8	1/2" - 14	1
AP2508	SAE 45° to 90° MNPT	-12	1-1/16" - 14	-12	3/4" - 14	2

## ADAPTERS - FEMALE PIPE TO SAE O-RING

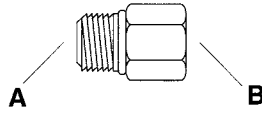


Table 12-7: Fittings - Adapters - Female Pipe to SAE O-Ring Adapters

Part No.	Description	Size (A)	Straight Thread (A)	Size (B)	Pipe Thread (B)	Standard Pack Qty.
AP2850	Female Pipe to SAE O-Ring Boss - Steel	-10	7/8" - 14	-8	1/2" - 14	5

## ADAPTERS - FORGED MALE ELBOW (90°)

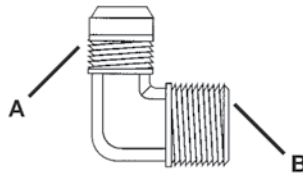


Table 12-8: Fittings - Adapters - Forged Male Elbow - 90°

Part No.	Description	Size (A)	Straight Thread (A)	Size (B)	Pipe Thread (B)	Standard Pack Qty.
AP23781	Forged Male Elbow - 90°	-6	5/8" - 18	-8	1/2" - 14	5
AP2417	Forged Male Elbow - 90°	-8	3/4" - 16	-4	1/4" - 18	5
AP2456	Forged Male Elbow - 90°	-8	3/4" - 16	-12	3/4" - 14	5
AP2482	Forged Male Elbow - 90°	-10	7/8" - 14	-6	3/8" - 18	5
AP24891	Forged Male Elbow - 90°	-10	7/8" - 14	-12	3/4" - 14	5
AP2495	Forged Male Elbow - 90°	-12	1-1/16" - 14	-8	1/2" - 14	2

## ADAPTERS - MALE ABS - USF TO MALE PIPE

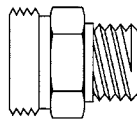


Table 12-9: Fittings - Adapters - Male ABS (USF) to Male Pipe Adapters

Part No.	Description	Size (A)	Straight Thread (A)	Size (B)	Pipe Thread (B)	Standard Pack Qty.
AP2083	Male ABS (USF) to Male Pipe Adapter	-6	3/4" - 20	-6	3/8" - 18	10

## ADAPTERS - MALE PIPE

Table 12-10: Fittings - Adapters - Male Pipe Adapters

Part No.	Description	Size (A)	Straight Thread (A)	Standard Pack Qty.
76RB3/4-6ADP	Adapter	3/8" - 18	3/4" - 20	10
C1338X8X6ADP	Adapter	3/8" - 18	3/4" - 20	1

## CONNECTORS - ELBOW O-RING (45°)

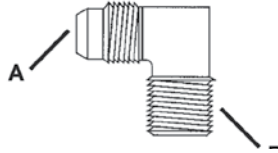


Table 12-11: Fittings - 45° Elbow Straight Thread O-Ring Connectors

Part No.	Size (A)	Straight Thread (A)	Size (B)	Straight Thread (B)	Standard Pack Qty.
AP2674	-6	9/16" - 18	-6	9/16" - 18	2
AP26871	-8	3/4" - 16	-8	3/4" - 16	1
AP2700	-8	3/4" - 16	-10	7/8" - 14	2
AP2713	-8	7/8" - 14	-10	7/8" - 14	2
AP2726	-12	1-1/16" - 12	-12	1-1/16" - 12	2
AP2765	-16	1-5/16" - 12	-16	1-5/16" - 12	1
AP2778	-16	1-5/16" - 12	-12	1-1/16" - 12	1
AP2791	-20	1-5/8" - 12	-20	1-5/8" - 12	1

## CONNECTOR - MALE FLARE (45°)

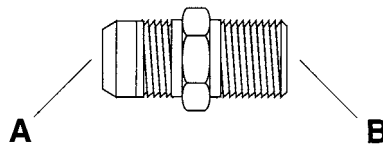


Table 12-12: Fittings - Brass Male 45° Degree Flare Connector

Part No.	Description	Size (A)	Straight Thread (A)	Size (B)	Straight Thread (B)	Standard Pack Qty.
AP3471	Male Connector	-6	5/8" - 18	-2	1/8" - 27	5



## CONNECTORS - MALE FLARE SAE TO NPT (45°)

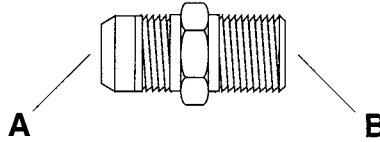


Table 12-13: Fittings - Male Connector - Flare SAE to NPT (45°)

Part No.	Description	Size (A)	Straight Thread (A)	Size (B)	Pipe Thread (B)	Standard Pack Qty.
AP3380	Male Connector, SAE to NPT	-4	7/16" - 20	-2	1/8" - 27	20
AP3393	Male Connector, SAE to NPT	-4	7/16" - 20	-4	1/4" - 18	20
AP3406	Male Connector, SAE to NPT	-4	7/16" - 20	-6	3/8" - 18	5
AP3419	Male Connector, SAE to NPT	-4	7/16" - 20	-8	1/2" - 14	5
AP3458	Male Connector, SAE to NPT	-6	5/8" - 18	-4	1/4" - 18	10
AP3484	Male Connector, SAE to NPT	-6	5/8" - 18	-6	3/8" - 18	10
AP3497	Male Connector, SAE to NPT	-6	5/8" - 18	-8	1/2" - 14	5
AP3510	Male Connector, SAE to NPT	-8	3/4" - 16	-6	3/8" - 18	10
AP3523	Male Connector, SAE to NPT	-8	3/4" - 16	-4	1/4" - 18	5
AP3536	Male Connector, SAE to NPT	-8	3/4" - 16	-8	1/2" - 14	10
AP3549	Male Connector, SAE to NPT	-10	7/8" - 14	-8	1/2" - 14	5
AP3556	Male Connector, SAE to NPT	-10	7/8" - 14	-4	1/4" - 18	5
AP3562	Male Connector, SAE to NPT	-10	7/8" - 14	-6	3/8" - 18	5
AP3575	Male Connector, SAE to NPT	-10	7/8" - 14	-12	3/4" - 14	5
AP3588	Male Connector, SAE to NPT	-12	1-1/16" - 14	-8	1/2" - 14	5
AP3601	Male Connector, SAE to NPT	-12	1-1/16" - 14	-12	3/4" - 14	5

## CAPS & PLUGS

### FITTING CAPS - SAE 45 DEG FLARE SEAL

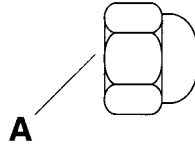


Table 12-14: Fittings - Caps

Part No.	Description	Thread Standard	Size (A)	Straight Thread	Pipe Thread (A)	Standard Pack Qty.
AP2384	SAE 45° Flare Seal Cap	FSAE	-8	3/4" - 16		10
AP2397	SAE 45° Flare Seal Cap	FSAE	-10	7/8" - 14		5

### FITTING PLUGS - FLARED SEAL PLUG

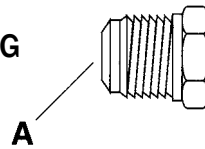


Table 12-15: Fittings - Flared Seal Plugs

Part No.	Description	Thread Standard	Size (A)	Straight Thread	Pipe Thread (A)	Standard Pack Qty.
AP2410	Flared Seal Plug	MSAE	-10	7/8" - 14		5
AP2423	Flared Seal Plug	MSAE	-8	3/4" - 16		5

### FITTING PLUGS - HEX HEAD PLUG




Table 12-16: Fittings - Hex Head Plugs

Part No.	Description	Thread Standard	Size (A)	Straight Thread	Pipe Thread (A)	Standard Pack Qty.
AP2306	Hex Head Plug	MNPT	-4	1/4" - 18	1/4" - 18	20
AP23191	Hex Head Plug	MNPT	-6	3/8" - 18	3/8" - 18	10
AP2332	Hex Head Plug	MNPT	-8	1/2" - 14	1/2" - 14	5

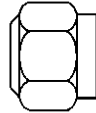
# COMPRESSION CONNECTORS

**Pipe Adapters**

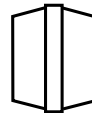
See Page 12-24



## COMPRESSION NUT & SLEEVES



Nut



Sleeve

Table 12-17: Fittings - Brass - Air Brake Fittings &amp; Tube Ends

Part No.	Description	Size	Thread	Standard Pack Qty.
<b>COMPRESSION NUT</b>				
FG2500	Compression Style Nut	-8	1/2"	20
<b>COMPRESSION SLEEVES</b>				
FG2169	Brass Compression Sleeve, 133806	-6	n/a	10
FG2409	Compression Style Sleeve	-4	1/4"	100
FG2422	Compression Style Sleeve	-6	3/8"	100
FG24351	Compression Style Sleeve	-8	1/2"	100
FG24481	Compression Style Sleeve	-10	5/8"	25
FG2461	Compression Style Sleeve	-12	3/4"	10

## COMPRESSION STYLE MALE CONNECTOR

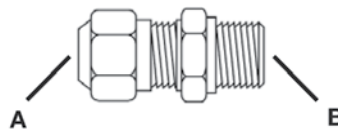


Table 12-18: Fittings - Brass Male Compression Connector

Part No.	Description	Size (A)	Thread (A)	Size (B)	Pipe Thread (B)	Standard Pack Qty.
FG4483	Compression Style Male Connector	-12	1" - 18	-8	1/2" - 14	2
FG4314	Compression Style Male Connector	-4	7/16" - 24	-2	1/8" - 27	10
FG4321	Compression Style Male Connector	-4	7/16" - 24	-1	1/16" - 27	2
FG4327	Compression Style Male Connector	-4	7/16" - 24	-4	1/4" - 18	10

Part No.	Description	Size (A)	Thread (A)	Size (B)	Pipe Thread (B)	Standard Pack Qty.
FG4340	Compression Style Male Connector	-4	7/16" - 24	-6	3/8" - 18	5
FG4353	Compression Style Male Connector	-6	17/32" - 24	-2	1/8" - 27	5
FG4366	Compression Style Male Connector	-6	17/32" - 24	-4	1/4" - 18	10
FG4379	Compression Style Male Connector	-6	17/32" - 24	-6	3/8" - 18	5
FG4392	Compression Style Male Connector	-6	17/32" - 24	-8	1/2" - 14	5
FG4405	Compression Style Male Connector	-8	11/16" - 20	-4	1/4" - 18	5
FG4418	Compression Style Male Connector	-8	11/16" - 20	-6	3/8" - 18	5
FG4431	Compression Style Male Connector	-8	11/16" - 20	-8	1/2" - 14	5
FG4444	Compression Style Male Connector	-10	13/16" - 18	-6	3/8" - 18	5
FG4457	Compression Style Male Connector	-10	13/16" - 18	-8	1/2" - 14	5

## COMPRESSION STYLE 45° MALE ELBOW

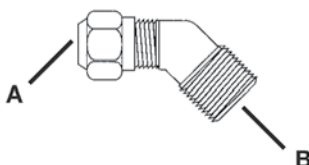


Table 12-19: Fittings - Brass Male 45° Compression Elbows

Part No.	Description	Size (A)	Thread (A)	Size (B)	Pipe Thread (B)	Standard Pack Qty.
1480X4X4FTG	Compression Style 45° Male Elbow	-4	7/16" - 24	-4	1/4" - 18	5
279NTA10-6FTG	Compression Style 45° Male Elbow	-10	13/16" - 18	-6	3/8" - 18	2
279NTA10-8FTG	Compression Style 45° Male Elbow	-10	13/16" - 18	-8	1/2" - 14	2
279NTA4-2FTG	Compression Style 45° Male Elbow	-4	7/16" - 24	-2	1/8" - 27	5
279NTA4-4FTG	Compression Style 45° Male Elbow	-4	7/16" - 24	-4	1/4" - 18	5
279NTA6-2FTG	Compression Style 45° Male Elbow	-6	17/32" - 24	-2	1/8" - 27	5
279NTA6-4FTG	Compression Style 45° Male Elbow	-6	17/32" - 24	-4	1/4" - 18	5
279NTA6-6FTG	Compression Style 45° Male Elbow	-6	17/32" - 24	-6	3/8" - 18	5
279NTA6-8FTG	Compression Style 45° Male Elbow	-6	17/32" - 24	-8	1/2" - 14	5
279NTA8-4FTG	Compression Style 45° Male Elbow	-8	11/16" - 20	-4	1/4" - 18	2
279NTA8-6FTG	Compression Style 45° Male Elbow	-8	11/16" - 20	-6	3/8" - 18	5
279NTA8-8FTG	Compression Style 45° Male Elbow	-8	11/16" - 20	-8	1/2" - 14	5

Part No.	Description	Size (A)	Thread (A)	Size (B)	Pipe Thread (B)	Standard Pack Qty.
FG4925	Compression Style 45° Male Elbow	-4	7/16" - 24	-2	1/8" - 27	5
FG4938	Compression Style 45° Male Elbow	-4	7/16" - 24	-4	1/4" - 18	5
FG4951	Compression Style 45° Male Elbow	-6	17/32" - 24	-2	1/8" - 27	5
FG4964	Compression Style 45° Male Elbow	-6	17/32" - 24	-4	1/4" - 18	5
FG4977	Compression Style 45° Male Elbow	-6	17/32" - 24	-6	3/8" - 18	5
FG4990	Compression Style 45° Male Elbow	-6	17/32" - 24	-8	1/2" - 14	5
FG5003	Compression Style 45° Male Elbow	-8	11/16" - 20	-6	3/8" - 18	5
FG5010	Compression Style 45° Male Elbow	-8	11/16" - 20	-4	1/4" - 18	2
FG5016	Compression Style 45° Male Elbow	-8	11/16" - 20	-8	1/2" - 14	5
FG5022	Compression Style 45° Male Elbow	-10	13/16" - 18	-6	3/8" - 18	2
FG5029	Compression Style 45° Male Elbow	-10	13/16" - 18	-8	1/2" - 14	2
FG5035	Compression Style 45° Male Elbow	-12	1" - 18	-8	1/2" - 14	2

## COMPRESSION STYLE 90° MALE ELBOW

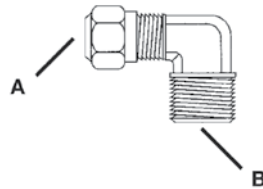


Table 12-20: Fittings - Compression Elbows - Male 90°

4469-8-8FTG	Compression Style Male 90° Elbow	-8	11/16" - 20	-8	1/2" - 14	5
FG4509	Compression Style Male 90° Elbow	-4	7/16" - 24	-2	1/8" - 27	10
FG4522	Compression Style Male 90° Elbow	-4	7/16" - 24	-4	1/4" - 18	5
FG4535	Compression Style Male 90° Elbow	-4	7/16" - 24	-6	3/8" - 18	5
FG4548	Compression Style Male 90° Elbow	-6	17/32" - 24	-2	1/8" - 27	5
FG4561	Compression Style Male 90° Elbow	-6	17/32" - 24	-4	1/4" - 18	5
FG4574	Compression Style Male 90° Elbow	-6	17/32" - 24	-6	3/8" - 18	5
FG4587	Compression Style Male 90° Elbow	-6	17/32" - 24	-8	1/2" - 14	5
FG4600	Compression Style Male 90° Elbow	-8	11/16" - 20	-4	1/4" - 18	5
FG4613	Compression Style Male 90° Elbow	-8	11/16" - 20	-6	3/8" - 18	5
FG4626	Compression Style Male 90° Elbow	-8	11/16" - 20	-8	1/2" - 14	5
FG4639	Compression Style Male 90° Elbow	-10	13/16" - 18	-6	3/8" - 18	5
FG4678	Compression Style Male 90° Elbow	-12	1" - 18	-8	1/2" - 14	2

## GLADHANDS

### LOCK, SEAL & SEAL SET




Table 12-21: Fittings - Gladhand Lock, Seal & Seal Set

Part No.	Description	Material	Color	Standard Pack Qty.
<b>LOCK</b>				
FG6264	Gladhand Lock	n/a	n/a	1
<b>SEAL</b>				
FG22231	Gladhand Seal	Rubber	n/a	500
FG2225	Gladhand Seal	Rubber Nitril	Black	100
FG2218	Gladhand Seal	Urethane	Blue	100
FG22271	Gladhand Seal	Urethane	Red	100
FG62671	Gladhand Seal	n/a	n/a	1
<b>SEAL SET</b>				
FG22101	Gladhand Seal Set	Urethane	Red/ Blue	100

### GLADHANDS - EXTREME SET

Table 12-22: Fittings - Gladhands - Extreme Set

Part No.	Description	Size (A)	Thread	Application	Standard Pack Qty.
FG21753	Gladhand Set	-8	1/2" - 14	*Extreme Set - Red & Blue, Powder Ctd.	1

\* Extreme Gladhands: Powder-Coated Body, Stainless Steel Wear Plate and Clasp, Urethane Seal, Stainless Steel Screen, and Stainless Steel Screws.

## GLADHANDS - VALVES

Table 12-23: Fittings - Gladhand Valves

Part No.	Description	Size (A)	Thread	Application	Standard Pack Qty.
FG23031	Gladhand Valve - Aluminum, MNPT	-8	1/2" - 14	Universal	10
FG23064	Gladhand Valve - Aluminum, MNPT	-8	1/2" - 14	Emergency (Red)	60
FG23091	Gladhand Valve - Aluminum, MNPT	-8	1/2" - 14	Service (Blue)	60

## HOSE CLAMPS

### CONSTANT-TORQUE HOSE CLAMPS

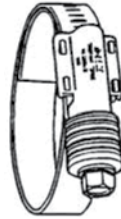


Table 12-24: Fittings - Constant-Torque Hose Clamps

Part No.	Description	Size	Size Range	Standard Pack Qty.
933-240-10BCMP	Constant-Tension Clamp	n/a	22-26mm	25
CM4519	Constant-Torque Clamp	-10	13/16" - 11/16"	10
CM4545	Constant-Torque Clamp	-16	13/16" - 1-1/2"	10
CM4574	Constant-Torque Clamp	n/a	22-26mm	25
CM4600	Constant-Tension Clamp	n/a	26-28mm	25

### HI-TORQUE CLAMP

Table 12-25: Fittings - Hi-Torque Clamp

Part No.	Description	Size	Size Range	Standard Pack Qty.
CM4685	Hi-Torque Clamp	4 3/4 X 5"	121 - 143mm	10

## HOSE CLAMPS

Table 12-26: Fittings - Hose Clamps

Part No.	Description	Size Range	Standard Pack Qty.
CM2192	Hose Clamp	12.7- 17.5mm	25
CM2236	Hose Clamp	21-27mm	10
CM4847	Hose Clamp	5.6 - 16mm	10



## LINED CONSTANT-TORQUE CLAMPS

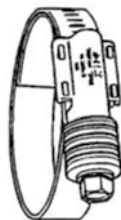


Table 12-27: Fittings - Lined Constant-Torque Hose Clamps

Part No.	Description	Size	Size Range	Standard Pack Qty.
CM4324	Lined Constant-Torque Clamp	-32	1-1/4" - 2-1/8"	10
CM4337	Lined Constant-Torque Clamp	-40	1-3/4" - 2-5/8"	10
CM4363	Lined Constant-Torque Clamp	-56	2-3/4" - 3-5/8"	10
CM4376	Lined Constant-Torque Clamp	-64	3-1/4" - 4-1/8"	10
CM4389	Lined Constant-Torque Clamp	-72	3-3/4" - 4-5/8"	10
CM4402	Lined Constant-Torque Clamp	-80	4-1/4" - 5-1/8"	10

## LINED HI-TORQUE CLAMP

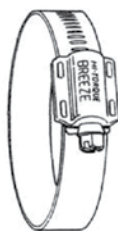


Table 12-28: Fittings - Lined Hi-Torque Clamp

Part No.	Description	Size	Size Range	Standard Pack Qty.
CM4610	Lined Hi-Torque Clamp for Air Intake Hose	-40	1-3/4" - 2-5/8"	10
CM4623	Lined Hi-Torque Clamp for Air Intake Hose	-48	2-1/4" - 3-1/8"	10
CM4636	Lined Hi-Torque Clamp for Air Intake Hose	-56	2-3/4" - 3-5/8"	10
CM4649	Lined Hi-Torque Clamp for Air Intake Hose	-64	3-1/4" - 4-1/8"	10
CM4662	Lined Hi-Torque Clamp for Air Intake Hose	-72	3-3/4" - 4-5/8"	10
CM4701	Lined Hi-Torque Clamp for Air Intake Hose	-96	5-1/4" - 6-1/8"	10
CM4714	Lined Hi-Torque Clamp for Air Intake Hose	-104	5-3/4" - 6-5/8"	10
CM4727	Lined Hi-Torque Clamp for Air Intake Hose	-112	6-1/4" - 7-1/8"	10
CM4753	Lined Hi-Torque Clamp for Air Intake Hose	-128	7-1/4" - 8-1/8"	10

## LINED WORM DRIVE CLAMPS



Table 12-29: Fittings - Lined Worm Drive Hose Clamps

Part No.	Description	Size	Size Range	Standard Pack Qty.
CM2194	Lined Worm Drive Clamp	-6	7/16" - 25/32"	10
CM2197	Lined Worm Drive Clamp	-8	5/8" - 13/16"	10
CM2235	Lined Worm Drive Clamp	-10	3/4" - 15/16"	10
CM2237	Lined Worm Drive Clamp	-12	3/4" - 1-1/8"	25
CM2240	Lined Worm Drive Clamp	-16	13/16" - 1-3/8"	10
CM2258	Lined Worm Drive Clamp	-20	1-1/8" - 1-5/8"	10
CM2279	Lined Worm Drive Clamp	-60	3-5/16" - 4-1/4"	10

## SPRING LOADED T-BOLT CLAMP

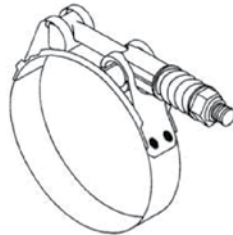


Table 12-30: Fittings - Spring Loaded T-Bolt Hose Clamp

Part No.	Description	Size	Size Range
CM4246	Spring-Loaded T-Bolt Clamp	-48	3" - 3-5/16"
CM4298	Spring-Loaded T-Bolt Clamp	-72	4-1/2" - 4-3/4"
CM4844	Spring-Loaded T-Bolt Clamp with 1/2" Diameter Nut	-64	4" - 4-5/16"

## T-BOLT CLAMPS

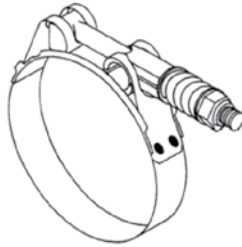


Table 12-31: Fittings - T-Bolt Hose Clamps

Part No.	Description	Size Range	Standard Pack Qty.
CM9406	T-Bolt Clamp	103-111mm	10

## PREMIUM WORM DRIVE MINI CLAMP



Table 12-32: Fittings - Premium Worm Drive Mini Hose Clamp

Part No.	Description	Size	Size Range	Standard Pack Qty.
CM2180	Premium Worm Drive Miniature Clamp	-4	7/32" - 5/8"	10

## V-BAND CLAMPS

Table 12-33: Fittings - V-Band

Part No.	Description	Size	Standard Pack Qty.
CM3167	V Band Clamp	4"	1
CM3168	V Band Clamp	3.5"	1

## JIC FITTINGS

### FEMALE JIC 37° SWIVEL (MANDREL - 3 PIECE)

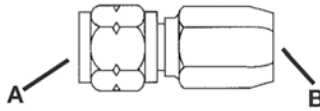


Table 12-34: Fittings - Female JIC 37° Swivel (Mandrel - 3 Piece)

Part No.	Description	Size (A)	Straight Thread (A)	Size (B)	Standard Pack Qty.
FG2583	Female JIC 37° Swivel (Mandrel - 3 Piece)	-4	7/16" - 20	-4	5
FG2687	Female JIC 37° Swivel (Mandrel - 3 Piece)	-6	9/16" - 18	-6	5
FG2746	Female JIC 37° Swivel (Mandrel - 3 Piece)	-8	3/4" - 16	-8	5
FG2778	Female JIC 37° Swivel (Mandrel - 3 Piece)	-10	7/8" - 14	-10	2
FG2830	Female JIC 37° Swivel (Mandrel - 3 Piece)	-12	1-1/16" - 12	-12	2
FG2869	Female JIC 37° Swivel (Mandrel - 3 Piece)	-16	1-5/16" - 12	-16	2
FG2947	Female JIC 37° Swivel (Mandrel - 3 Piece)	-20	1-5/8" - 12	-20	1
FG3012	Female JIC 37° Swivel (Mandrel - 3 Piece)	-24	1-7/8" - 12	-24	1

### FEMALE JIC 37° SWIVEL (NON-MANDREL)

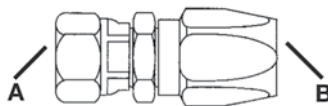


Table 12-35: Fittings - Female JIC 37° Swivel (Non-Mandrel)

Part No.	Description	Size (A)	Straight Thread (A)	Size (B)	Standard Pack Qty.
FG3532	Female JIC 37° Swivel (Non-Mandrel)	-6	9/16" - 18	-6	5
FG3831	Female JIC 37° Swivel (Non-Mandrel)	-8	3/4" - 16	-8	1
FG4013	Female JIC 37° Swivel (Non-Mandrel)	-10	7/8" - 14	-10	1

## FEMALE SAE 45° FLARE (NON-MANDREL)

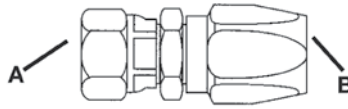


Table 12-36: Fittings - Female SAE 45° Deg Flare Swivel (Non Mandrel)

Part No.	Description	Size (A)	Pipe Thread (A)	Size (B)	Standard Pack Qty.
FG6276	SAE 45° Flare Female Swivel (Non-Mandrel)	-4	7/16" - 20	-4	5
FG6280	SAE 45° Flare Female Swivel (Non-Mandrel)	-6	5/8" - 18	-6	5
FG6282	SAE 45° Flare Female Swivel (Non-Mandrel)	-8	3/4" - 16	-8	5
FG6284	SAE 45° Flare Female Swivel (Non-Mandrel)	-10	7/8" - 14	-10	5

## FEMALE SAE 45° MANDREL (3 PIECE)

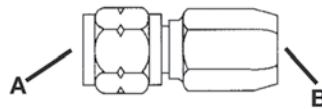


Table 12-37: Fittings - Female SAE 45° Deg Swivel Mandrel - 3 Piece

Part No.	Description	Size (A)	Pipe Thread (A)	Size (B)	Standard Pack Qty.
FG2570	R5 to Female SAE 45° Swivel (Mandrel - 3 Piece)	-4	7/16" - 20	-4	5
FG2674	R5 to Female SAE 45° Swivel (Mandrel - 3 Piece)	-6	5/8" - 18	-6	5

## FEMALE SAE 45° NON-MANDREL

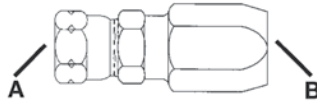


Table 12-38: Fittings - Female SAE 45° Non-Mandrel

Part No.	Description	Size (A)	Pipe Thread (A)	Size (B)	Standard Pack Qty.
FG3168	Female SAE 45° Swivel (Non-Mandrel)	-4	7/16" - 20	-4	5
FG3454	Female SAE 45° Swivel (Non-Mandrel)	-6	5/8" - 18	-6	5
FG3792	Female SAE 45° Swivel (Non-Mandrel)	-8	3/4" - 16	-8	5
FG3987	Female SAE 45° Swivel (Non-Mandrel)	-10	7/8" - 14	-10	5

## FEMALE SAE 90° SHORT ELBOW (NON-MANDREL)

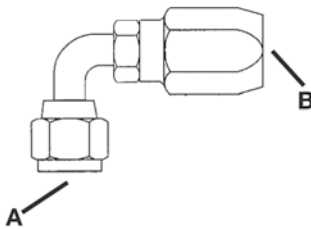


Table 12-39: Fittings - Female SAE 90° Short Elbow (Non-Mandrel)

Part No.	Description	Size (A)	Pipe Thread (A)	Size (B)	Standard Pack Qty.
FG3220	Female Swivel 90° Elbow Short (Non-Mandrel)	-4	7/16" - 20	-4	5

# O-RINGS

## O-RINGS (A/C)

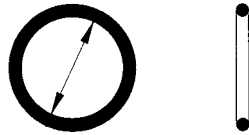


Table 12-40: Fittings - O-Rings (A/C)

Part No.	Description	Size (A)	Standard Pack Qty.
FG26161	O-Ring HNBR Blue	-8	25
FG2618	O-Ring HNBR Blue, Compatible with R12 & R134A	-12	25
FG26201	O-Ring HNBR Burgundy, Compatible with R12 & R134A	-6	25

## PIPE ADAPTERS & CONNECTORS

### MALE PIPE (REUSABLE)

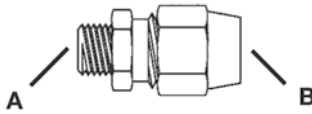


Table 12-41: Fittings - Male Pipe (Reusable)

Part No.	Description	Size (A)	Pipe Thread (A)	Size (B)	Standard Pack Qty.
FG25231	3 Piece (Compression) Reusable Male Pipe Sleeve, J1402A, MNPT	-6	3/8" - 18	-6	2

### MALE PIPE REUSABLE WITH SPRING GUARD

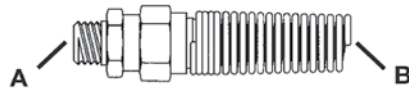


Table 12-42: Fittings - Male Pipe Reusable with Spring Guard

Part No.	Description	Size (A)	Pipe Thread (A)	Size (B)	Standard Pack Qty.
FG2429	4 Piece (Compression) Reusable Male Pipe Sleeve, 133806, MNPT with Spring Guard	-8	1/2" - 14	-6	1
FG2689	5 Piece (Compression) Reusable Male Pipe Sleeve, J1402A, MNPT with Spring Guard	-6	3/8" - 18	-6	1



## PIPE BUSHING ADAPTERS (BRASS) - MNPT TO FNPT

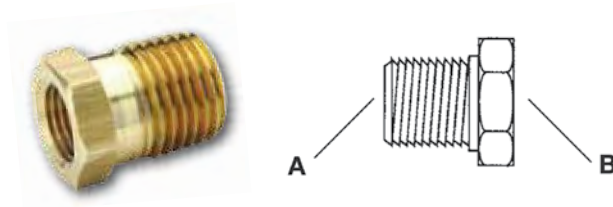


Table 12-43: Fittings - Pipe Bushings Adapter (Brass)

	Description	Size (A)	Pipe Thread (A)	Size (B)	Pipe Thread (B)	Standard Pack Qty.
AP2496	Bushing - MNPT to FNPT	-4	1/4" - 18	-2	1/8" - 27	20
AP2509	Bushing - MNPT to FNPT	-6	3/8" - 18	-2	1/8" - 27	10
AP2522	Bushing - MNPT to FNPT	-6	3/8" - 18	-4	1/4" - 18	10
AP2535	Bushing - MNPT to FNPT	-8	1/2" - 14	-2	1/8" - 27	5
AP2548	Bushing - MNPT to FNPT	-8	1/2" - 14	-4	1/4" - 18	10
AP2561	Bushing - MNPT to FNPT	-8	1/2" - 14	-6	3/8" - 18	10

## PIPE BUSHING ADAPTERS (HEX) - FNPT TO MNPT

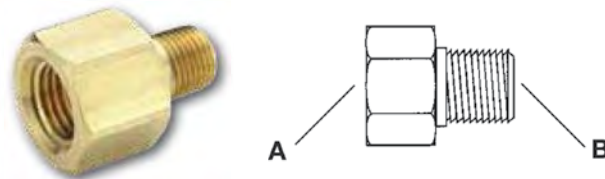


Table 12-44: Fittings - Pipe Bushing Adapters (Hex) - FNPT to MNPT

Part No.	Description	Size (A)	Pipe Thread (A)	Size (B)	Pipe Thread (B)	Material	Standard Pack Qty.
AP2392	Hex Adapter - FNPT to MNPT	-2	1/8" - 27	-2	1/8" - 27	Brass	25
AP2405	Hex Adapter - FNPT to MNPT	-4	1/4" - 18	-4	1/4" - 18	Brass	5
AP24181	Hex Adapter - FNPT to MNPT	-4	1/4" - 18	-2	1/8" - 27	Brass	10
AP2431	Hex Adapter - FNPT to MNPT	-6	3/8" - 18	-6	3/8" - 18	Brass	5
AP2444	Hex Adapter - FNPT to MNPT	-6	3/8" - 18	-4	1/4" - 18	Brass	5
AP2470	Hex Adapter - FNPT to MNPT	-8	1/2" - 14	-8	1/2" - 14	Brass	5

## PIPE BUSHING ADAPTERS (STEEL) - MNPT TO FNPT

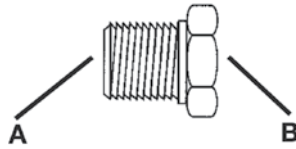


Table 12-45: Fittings - Pipe Bushings Adapter (Steel)

	Description	Size (A)	Pipe Thread (A)	Size (B)	Pipe Thread (B)	Standard Pack Qty.
AP2395	Bushing - MNPT to FNPT	-12	3/4" - 14	-4	1/4" - 18	5
AP2408	Bushing - MNPT to FNPT	-12	3/4" - 14	-6	3/8" - 18	5
AP2460	Bushing - MNPT to FNPT	-16	1" - 11-1/2	-12	3/4" - 14	5
AP2473	Bushing - MNPT to FNPT	-20	1-1/4" - 11-1/2	-8	1/2" - 14	2
AP24861	Bushing - MNPT to FNPT	-20	1-1/4" - 11-1/2	-12	3/4" - 14	2
AP2499	Bushing - MNPT to FNPT	-20	1-1/4" - 11-1/2	-16	1" - 11-1/2	2
AP2525	Bushing - MNPT to FNPT	-24	1-1/2" - 11-1/2	-16	1" - 11-1/2	2
AP2551	Bushing - MNPT to FNPT	-32	2" - 11-1/2	-16	1" - 11-1/2	1
AP2564	Bushing - MNPT to FNPT	-32	2" - 11-1/2	-20	1-1/4" - 11-1/2	1

## PIPE REDUCING ADAPTER - FNPT TO MNPT

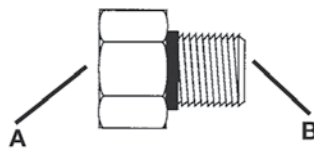


Table 12-46: Fittings - Pipe Reducing Adapter - FNPT to MNPT

Part No.	Description	Size (A)	Pipe Thread (A)	Size (B)	Pipe Thread (B)	Material	Standard Pack Qty.
AP2670	Reducing Adapter - FNPT to MNPT	-12	3/4" - 14	-8	1/2" - 14	Steel	5

## PTC CONNECTORS

### PTC 90° MALE ELBOW

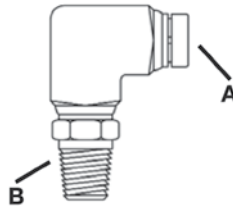


Table 12-47: Fittings - PTC 90° Male Elbow

Part No.	Description	Material	Size (A)	Thread (A)	Size (B)	Thread (B)	Standard Pack Qty.
FG8923	Push-to-Connect Style 90° Male Elbow Swivel	Brass	-4	1/4"	-2	1/8" - 27	5

### PTC STRAIGHT MALE CONNECTOR

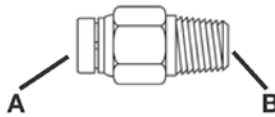


Table 12-48: Fittings - PTC Straight Male Connector

Part No.	Description	Material	Size (A)	Thread (A)	Size (B)	Thread (B)	Standard Pack Qty.
FG8650	Push-to-Connect Style Straight Male Connector	n/a	-4	1/4"	-4	1/4" - 18	5
FG8980	Push-to-Connect Style Straight Male Connector	Brass	-4	1/4"	-2	1/8" - 27	5
FG8991	Push-to-Connect Style Straight Male Connector	Brass	-6	3/8"	-4	1/4" - 18	5

## PTC STYLE UNION

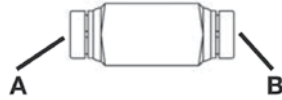


Table 12-49: Fittings - PTC Style Union

Part No.	Description	Material	Size (A)	Thread (A)	Size (B)	Thread (B)	Standard Pack Qty.
FG9005	Push-to-Connect Style Union	Brass	-4	1/4"	-4	1/4"	5
FG9008	Push-to-Connect Style Union	Brass	-6	3/8"	-6	3/8"	1
FG9011	Push-to-Connect Style Union	Brass	-8	1/2"	-8	1/2"	1

## PTC MALE ELBOW TUBE TO NPT

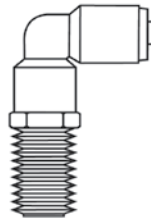


Table 12-50: Fittings - PTC Air Brake Tubing Ends - Male Elbow

Part No.	Description	Material	Outside Diam. of Tube	NPTF	Standard Pack Qty.
FG8318	Male Elbow - Tube to NPT	n/a	1/4"	1/4"	5

## PTC STRAIGHT CONNECTOR

Table 12-51: Fittings - PTC Air Brake Tubing Ends - Straight Connector

Part No.	Description	Material	Thread (A)	Size (A)	Size (B)	Thread (B)	PTC (B)
FG9021	Fitting	Brass	M12 x 1.5	-4	-4	M12 x 1.5	1/4" - 18

# PUSH-ON FITTINGS

## BARB

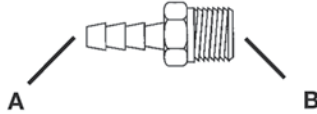


Table 12-52: Fittings - Push-On Barb Brass Fitting

Part No.	Description	Size (A)	Size (B)	Pipe Thread	Standard Pack Qty.
FG23081	Male Pipe Barb	-12	-8	1/2" - 14	5

## BEADED

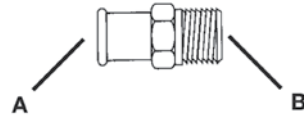


Table 12-53: Fittings - Push-On Beaded Brass Fittings

Part No.	Description	Size (A)	Size (B)	Pipe Thread	Standard Pack Qty.
FG2099	Male Pipe Beaded	-10	-8	1/2" - 14	5
FG21461	Male Pipe Beaded	-12	-8	1/2" - 14	5

## QUICK DISCONNECT

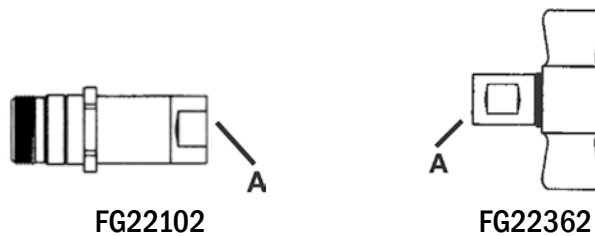


Table 12-54: Fittings - Quick Disconnect

Part No.	Description	Size	Pipe Thread
FG22102	5100-S2 Series Male Half/ Less Flange Female Pipe	-16	1" - 11-1/2
FG22362	5100-S5 Series Female Half/ Wing Nut Female Pipe	-16	1" - 11-1/2

FITTINGS

# STREET ELBOWS

## BRASS



Table 12-55: Fittings - Brass Pipe Adapters

Part No.	Description	Size (A)	Pipe Thread (A)	Size (B)	Pipe Thread (B)	Standard Pack Qty.
AP21051	90° Street Elbow	-2	1/8" - 27	-2	1/8" - 27	20
AP21181	90° Street Elbow	-4	1/4" - 18	-4	1/4" - 18	5
AP2144	90° Street Elbow	-6	3/8" - 18	-6	3/8" - 18	5
AP2157	90° Street Elbow	-8	1/2" - 14	-8	1/2" - 14	5
AP2170	90° Street Elbow	-12	3/4" - 14	-12	3/4" - 14	2

## STEEL

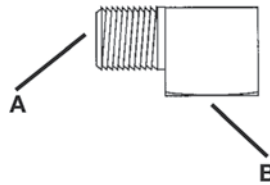


Table 12-56: Fittings - Steel Pipe Adapters

Part No.	Description	Size (A)	Pipe Thread (A)	Size (B)	Pipe Thread (B)	Standard Pack Qty.
AP2251	90° Street Elbow	-16	1" - 11-1/2	-16	1" - 11-1/2	1

## UNIONS

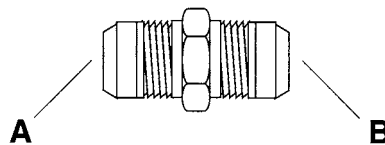


Table 12-57: Fittings - Unions

Part No.	Description	Thread Standard	Size (A)	Straight Thread (A)	Size (B)	Straight Thread (B)	Standard Pack Qty.
AP3146	45° Flare Brass Adapter	SAE	-8	3/4" - 16	-8	3/4" - 16	10

# VALVES

## AIR TANK DRAINS

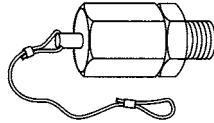


Table 12-58: Fittings - Air Tank Drains

Part No.	Description	Size (A)	Pipe Thread (A)	Length (in. or mm)	Standard Pack Qty.
VL2143	Air Tank Drain Valve 150 PSI	-4	1/4" - 18	60"	2
VL2153	Air Tank Drain Valve 150 PSI	-4	1/4" - 18	36"	1
VL2350	Air Tank Drain Valve 150 PSI	-4	1/4" - 18	7"	2
VL2363	Air Tank Drain Valve 150 PSI	-4	1/4" - 18	18"	2
VL2376	Air Tank Drain Valve 150 PSI	-4	1/4" - 18	24"	2
VL2389	Air Tank Drain Valve 150 PSI	-4	1/4" - 18	32"	1

## CABLE RELEASE DRAIN VALVE

Table 12-59: Fittings - Air Tank Drains

Part No.	Description	Size (A)	Pipe Thread (A)	Length (in. or mm)	Standard Pack Qty.
VL2390	Cable Release Drain Valve	-4	1/4" - 18	1250mm	2

## GROUND PLUG DRAIN VALVE

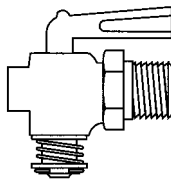


Table 12-60: Fittings - Air Tank Drains

Part No.	Description	Size (A)	Pipe Thread (A)	Length (in. or mm)	Standard Pack Qty.
VL22531	Ground Plug Drain Valve - 30 PSI	-4	1/4" - 18	n/a	2

## FEMALE PIPE TO MALE PIPE

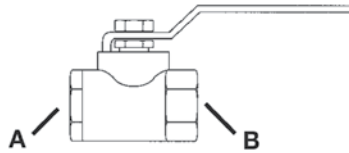


Table 12-61: Fittings - Female Pipes

Part No.	Description	Size (A)	Pipe Thread (A)	Size (B)	Pipe Thread (B)	Standard Pack Qty.
VL2139	Female Pipe to Male Pipe Shut-Off - 30 PSI	-4	1/4" - 18	-4	1/4" - 18	2
VL2242	Female Pipe to Female Pipe 1/4 Turn Ball Valve - 150 PSI	-8	1/2" - 14	-8	1/2" - 14	1
VL2443	Female Pipe to Male Pipe 90° Quarter Turn Ball Valve - 150 PSI	-8	1/2" - 14	-8	1/2" - 14	1
VL2448	Female Pipe to Male Pipe 90° Quarter Turn Ball Valve - 150 PSI	-6	3/8" - 18	-6	3/8" - 18	1

## FEMALE PIPE TO MALE PIPE (150 PSI)

Table 12-62: Fittings - Valves - Needle Ball Valves

Part No.	Description	Thread Standard	Size (A)	Pipe Thread (A)	Straight Thread (A)	Size (B)	Pipe Thread (B)	Hose Inside Diam. (B)
VL2450	Ball Valve, Teflon Seat	MNPT	-8	1/2" - 14		-8	1/2" - 14	

## HOSE TO MALE PIPE 150 PSI

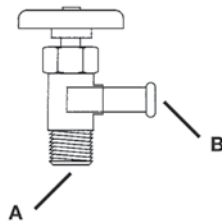


Table 12-63: Fittings - Valves - Hose to Male Pipe 150 PSI

Part No.	Description	Thread Standard	Size (A)	Pipe Thread (A)	Size (B)	Hose Inside Diam. (B)
VL2042	Hose to Male Pipe 90° Truck Valve - 150 PSI	MNPT to BARB	-6	3/8" - 18	-10	5/8"
VL2044	Hose to Male Pipe 90° Truck Valve - 150 PSI	MNPT to BARB	-8	1/2" - 14	-10	5/8"
VL2047	Hose to Male Pipe 90° Truck Valve - 150 PSI	MNPT to BARB	-8	1/2" - 14	-12	3/4"



## MALE PIPE TO FLARE 150 PSI

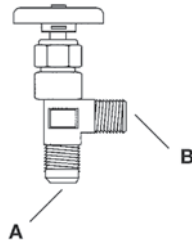


Table 12-64: Fittings - Valves - Male Pipe to Flare 150 PSI

Part No.	Description	Thread Standard	Size (A)	Pipe Thread (A)	Straight Thread (A)	Size (B)	Hose Inside Diam. (B)
VL2094	Male Pipe to SAE 45° Flare 90° Truck Valve - 150 PSI	MSAE to MNPT	-10	7/8" - 14	7/8" - 14	-8	1/2" - 14

# CROSS REFERENCE FOR FITTINGS

## CROSS REFERENCE FOR FITTINGS

Table 12-65: Cross Reference for Fittings

Old Part No.	Dynacraft Material No.	Part No.
1480X4X4DYC	K129-232-0404	1480X4X4FTG
279NTA10-6DYC	K129-232-0610	279NTA10-6FTG
279NTA10-8DYC	K129-232-0810	279NTA10-8FTG
279NTA4-2DYC	K129-232-0204	279NTA4-2FTG
279NTA4-4DYC	K129-232-0404	279NTA4-4FTG
279NTA6-2DYC	K129-232-0206	279NTA6-2FTG
279NTA6-4DYC	K129-232-0406	279NTA6-4FTG
279NTA6-6DYC	K129-232-0606	279NTA6-6FTG
279NTA6-8DYC	K129-232-0806	279NTA6-8FTG
279NTA8-4DYC	K129-232-0408	279NTA8-4FTG
279NTA8-6DYC	K129-232-0608	279NTA8-6FTG
279NTA8-8DYC	K129-232-0808	279NTA8-8FTG
4469-8-8	K129-231-0808	4469-8-8FTG
54X4X4DYC	K129-188-0404	54X4X4ADP
76RB3/4-6DYC	K129-161	76RB3/4-6ADP
C1338X8X6DYC	K129-161	C1338X8X6ADP
C5515X6DYC	K129-245-0606	C5515X6ADP
C551X16DYC	K129-245-1616	C551X16ADP
D2006-2099	D2006-2099	FG2099
D2006-2180	D2006-2180	CM2180
D2006-2192	K077-293-05L	CM2192
D2006-2194	D2006-2194	CM2194
D2006-2197	K077-293-08L	CM2197
D2006-2235	05-11700-010	CM2235
D2006-2236	K077-293-10L	CM2236
D2006-2237	05-11700-012	CM2237
D2006-2240	05-11700-016	CM2240
D2006-2258	K077-293-20L	CM2258

Old Part No.	Dynacraft Material No.	Part No.
D2006-2279	05-11700-060	CM2279
D2006-3167	M16-6000	CM3167
D2006-3168	M16-6001	CM3168
D2006-4246	D2006-4246	CM4246
D2006-4298	D2006-4298	CM4298
D2006-4324	CT200L	CM4324
D2006-4337	CT250L	CM4337
D2006-4363	CT350L	CM4363
D2006-4376	CT400L	CM4376
D2006-4389	CT450L	CM4389
D2006-4402	CT500L	CM4402
D2006-4519	D2006-4519	CM4519
D2006-4545	D2006-4545	CM4545
D2006-4574	933-240-10B	CM4574
D2006-4600	933-270-10H	CM4600
D2006-4610	K077-293-250L	CM4610
D2006-4623	D2006-4623	CM4623
D2006-4636	K077-293-350L	CM4636
D2006-4649	K077-293-400	CM4649
D2006-4662	K077-293-450L	CM4662
D2006-4685	K077-293-550	CM4685
D2006-4701	K077-293-600	CM4701
D2006-4714	K077-293-650	CM4714
D2006-4727	K077-293-700	CM4727
D2006-4753	K077-293-800	CM4753
D2006-4844	B9224-0406	CM4844
D2006-4847	K077-293-04	CM4847
D2010-2570	D2010-2570	FG2570
D2010-2583	K129-250-04	FG2583
D2010-2674	D2010-2674	FG2674
D2010-2687	K129-250-06	FG2687
D2010-2746	K129-250-08	FG2746
D2010-2778	K129-250-10	FG2778
D2010-2830	K129-250-12	FG2830
D2010-2869	K129-250-16	FG2869
D2010-2947	K129-250-20	FG2947

Old Part No.	Dynacraft Material No.	Part No.
D2010-3012	K129-250-24	FG3012
D2010-3168	D2010-3168	FG3168
D2010-3220	D2010-3220	FG3220
D2010-3454	D2010-3454	FG3454
D2010-3532	D2010-3532	FG3532
D2010-3792	D2010-3792	FG3792
D2010-3831	D2010-3831	FG3831
D2010-3987	D2010-3987	FG3987
D2010-4013	D2010-4013	FG4013
D2010-6276	D2010-6276	FG6276
D2010-6280	D2010-6280	FG6280
D2010-6282	D2010-6282	FG6282
D2010-6284	D2010-6284	FG6284
D2030-2169	D2030-2169	FG2169
D2030-2429	D2030-2429	FG2429
D2030-2689	D2030-2689	FG2689
D2030-4314	K129-230-0204	FG4314
D2030-4321	K129-230-0104	FG4321
D2030-4327	K129-230-0404	FG4327
D2030-4340	K129-230-0604	FG4340
D2030-4353	K129-230-0206	FG4353
D2030-4366	K129-230-0406	FG4366
D2030-4379	K129-230-0606	FG4379
D2030-4392	K129-230-0806	FG4392
D2030-4405	K129-230-0408	FG4405
D2030-4418	K129-230-0608	FG4418
D2030-4431	K129-230-0808	FG4431
D2030-4444	K129-230-0610	FG4444
D2030-4457	K129-230-0810	FG4457
D2030-4483	K129-230-0812	FG4483
D2030-4509	K129-231-0204	FG4509
D2030-4522	K129-231-0404	FG4522
D2030-4535	K129-231-0604	FG4535
D2030-4548	K129-231-0206	FG4548
D2030-4561	K129-231-0406	FG4561
D2030-4574	K129-231-0606	FG4574

Old Part No.	Dynacraft Material No.	Part No.
D2030-4587	K129-231-0806	FG4587
D2030-4600	K129-231-0408	FG4600
D2030-4613	K129-231-0608	FG4613
D2030-4626	K129-231-0808	FG4626
D2030-4639	K129-231-0610	FG4639
D2030-4678	K129-231-0812	FG4678
D2030-4925	K129-232-0204	FG4925
D2030-4938	K129-232-0404	FG4938
D2030-4951	K129-232-0206	FG4951
D2030-4964	K129-232-0406	FG4964
D2030-4977	K129-232-0606	FG4977
D2030-4990	K129-232-0806	FG4990
D2030-5003	K129-232-0608	FG5003
D2030-5010	K129-232-0408	FG5010
D2030-5016	K129-232-0808	FG5016
D2030-5022	K129-232-0610	FG5022
D2030-5029	K129-232-0810	FG5029
D2030-5035	K129-232-0812	FG5035
D2030-8318	26-03391	FG8318
D2030-8650	D2030-8650	FG8650
D2030-8923	D2030-8923	FG8923
D2030-8980	D2030-8980	FG8980
D2030-8991	D2030-8991	FG8991
D2030-9005	D2030-9005	FG9005
D2030-9008	D2030-9008	FG9008
D2030-9011	D2030-9011	FG9011
D2030-9021	D2030-9021	FG9021
D2034-2146	D2034-2146	FG21461
D2042-2308	D2042-2308	FG23081
D2099-2510	D2099-2510	FG25101
D2099-2523	D2099-2523	FG25231
D2111-2392	K129-290-0202	AP2392
D2111-2405	K129-290-0404	AP2405
D2111-2418	K129-290-0204	AP24181
D2111-2431	K129-290-0606	AP2431
D2111-2444	K129-290-0406	AP2444

Old Part No.	Dynacraft Material No.	Part No.
D2111-2457	D2111-2457	AP2457
D2111-2470	K129-290-0808	AP2470
D2111-2496	K129-193-0402	AP2496
D2111-2509	K129-193-0602	AP2509
D2111-2522	K129-193-0604	AP2522
D2111-2535	K129-193-0802	AP2535
D2111-2548	K129-193-0804	AP2548
D2111-2561	K129-193-0806	AP2561
D2111-3146	D2111-3146	AP3146
D2111-3380	K129-183-0204	AP3380
D2111-3393	K129-183-0404	AP3393
D2111-3406	K129-183-0604	AP3406
D2111-3419	K129-183-0804	AP3419
D2111-3458	K129-183-0406	AP3458
D2111-3471	K129-183-0206	AP3471
D2111-3484	K129-183-0606	AP3484
D2111-3497	K129-183-0806	AP3497
D2111-3510	K129-183-0608	AP3510
D2111-3523	K129-183-0408	AP3523
D2111-3536	K129-183-0808	AP3536
D2111-3549	K129-183-0810	AP3549
D2111-3556	K129-183-0410	AP3556
D2111-3562	K129-183-0610	AP3562
D2111-3575	K129-183-1210	AP3575
D2111-3588	K129-183-0812	AP3588
D2111-3601	K129-183-1212	AP3601
D2115-2083	K129-161	AP2083
D2115-2395	K129-193-1204	AP2395
D2115-2408	K129-193-1206	AP2408
D2115-2460	K129-193-1612	AP2460
D2115-2473	K129-193-2008	AP2473
D2115-2486	K129-193-2012	AP24861
D2115-2499	K129-193-2016	AP2499
D2115-2525	K129-193-2416	AP2525
D2115-2551	K129-193-3216	AP2551
D2115-2564	K129-193-3220	AP2564
D2115-2670	K129-290-0812	AP2670

Old Part No.	Dynacraft Material No.	Part No.
D2115-2850	D2115-2850	AP2850
D2119-2086	K129-188-0204	AP2086
D2119-2105	K129-188-0404	AP2105
D2119-2138	K129-188-0406	AP2138
D2119-2151	K129-188-0606	AP2151
D2119-2157	K129-188-0806	AP21571
D2119-2164	K129-188-0608	AP21641
D2119-2177	K129-188-0808	AP2177
D2119-2184	K129-188-0610	AP2184
D2119-2203	K129-188-0810	AP2203
D2119-2216	K129-188-0812	AP2216
D2119-2222	K129-188-1212	AP2222
D2123-2674	K129-246-0606	AP2674
D2123-2687	K129-246-0808	AP26871
D2123-2693	K129-246-0810	AP26931
D2123-2700	K129-246-1008	AP2700
D2123-2713	K129-246-1010	AP2713
D2123-2726	K129-246-1212	AP2726
D2123-2765	K129-246-1616	AP2765
D2123-2772	K129-246-1620	AP27721
D2123-2778	K129-246-1216	AP2778
D2123-2783	K129-246-0608	AP2783
D2123-2791	K129-246-2020	AP2791
D2127-2105	K129-388-02	AP21051
D2127-2118	K129-388-04	AP21181
D2127-2144	K129-388-06	AP2144
D2127-2157	K129-388-08	AP2157
D2127-2170	K129-388-12	AP2170
D2127-2261	K129-186-0204	AP2261
D2127-2274	K129-186-0404	AP2274
D2127-2287	K129-186-0604	AP22871
D2127-2293	K129-186-0804	AP2293
D2127-2326	K129-186-0406	AP2326
D2127-2339	K129-186-0206	AP2339
D2127-2352	K129-186-0606	AP23521
D2127-2378	K129-186-0806	AP23781
D2127-2391	K129-186-0608	AP2391

Old Part No.	Dynacraft Material No.	Part No.
D2127-2417	K129-186-0408	AP2417
D2127-2443	K129-186-0808	AP2443
D2127-2456	K129-186-1208	AP2456
D2127-2469	K129-186-0810	AP2469
D2127-2482	K129-186-0610	AP2482
D2127-2489	K129-186-1210	AP24891
D2127-2495	K129-186-0812	AP2495
D2127-2508	K129-186-1212	AP2508
D2131-2251	K129-388-16	AP2251
D2131-3460	K129-245-0606	AP3460
D2131-3473	K129-245-0806	AP3473
D2131-3486	K129-245-0808	AP3486
D2131-3499	K129-245-0608	AP3499
D2131-3512	K129-245-1008	AP3512
D2131-3525	K129-245-1010	AP3525
D2131-3538	K129-245-0810	AP3538
D2131-3564	K129-245-1212	AP3564
D2131-3590	K129-245-1612	AP3590
D2131-3603	K129-245-1616	AP3603
D2131-3616	K129-245-1216	AP3616
D2131-3629	K129-245-2016	AP3629
D2131-3642	K129-245-2020	AP3642
D2131-3655	K129-245-1620	AP3655
D2135-2306	D2135-2306	AP2306
D2135-2319	D2135-2319	AP23191
D2135-2332	D2135-2332	AP2332
D2135-2384	D2135-2384	AP2384
D2135-2397	D2135-2397	AP2397
D2135-2410	D2135-2410	AP2410
D2135-2423	D2135-2423	AP2423
D2151-2409	D2151-2409	FG2409
D2151-2422	D2151-2422	FG2422
D2151-2435	D2151-2435	FG24351
D2151-2448	D2151-2448	FG24481
D2151-2461	D2151-2461	FG2461
D2151-2500	D2151-2500	FG2500

Old Part No.	Dynacraft Material No.	Part No.
D2208-2042	D2208-2042	VL2042
D2208-2044	D2208-2044	VL2044
D2208-2047	D2208-2047	VL2047
D2208-2094	K295-179	VL2094
D2208-2175	D2208-2175	FG21753
D2208-2210	D2208-2210	FG22101
D2208-2218	D2208-2218	FG2218
D2208-2223	D2208-2223	FG22231
D2208-2225	D2208-2225	FG2225
D2208-2227	D2208-2227	FG22271
D2208-2242	D2208-2242	VL2242
D2208-2303	D2208-2303	FG23031
D2208-2306	D2208-2306	FG23064
D2208-2309	D2208-2309	FG23091
D2208-2443	26-03106	VL2443
D2208-2448	D2208-2448	VL2448
D2208-2450	26-03159	VL2450
D2212-2143	K295-75-000	VL2143
D2212-2153	D2212-2153	VL2153
D2212-2253	D2212-2253	VL22531
D2212-2350	K295-75-180	VL2350
D2212-2363	K295-75-460	VL2363
D2212-2376	K295-75-610	VL2376
D2212-2389	K295-75-815	VL2389
D2212-2390	K295-75-1250	VL2390
D2216-2139	D2216-2139	VL2139
D2224-2210	D2224-2210	FG22102
D2224-2236	D2224-2236	FG22362
D2920-9406	F16-1010-0406	CM9406
D2953-2616	F42-6060	FG26161
D2953-2618	F42-6062	FG2618
D2953-2620	26-03156	FG26201
D2953-6264	D2953-6264	FG6264
D2953-6267	D2953-6267	FG62671
F54X8DYC	K129-188-0608	F54X8ADP

Old Part No.	Dynacraft Material No.	Part No.
<b>DYNACRAFT MATERIAL No.</b>		
	26-03156	FG26201
	26-03159	VL2450
	26-03391	FG8318
	933-240-10B	933-240-10BCMP
	933-240-10B	CM4574
	933-270-10H	CM4600
	B9224-0406	CM4844
	F16-1010-0406	CM9406
	F42-6060	FG26161
	F42-6062	FG2618
	K077-293-04	CM4847
	K077-293-05L	CM2192
	K077-293-10L	CM2236
	K077-293-550	CM4685
	K129-161	76RB3/4-6ADP
	K129-161	C1338X8X6ADP
	K129-161	AP2083
	K129-183-0204	AP3380
	K129-183-0206	AP3471
	K129-183-0404	AP3393
	K129-183-0406	AP3458
	K129-183-0408	AP3523
	K129-183-0410	AP3556
	K129-183-0604	AP3406
	K129-183-0606	AP3484
	K129-183-0608	AP3510
	K129-183-0610	AP3562
	K129-183-0804	AP3419
	K129-183-0806	AP3497
	K129-183-0808	AP3536
	K129-183-0810	AP3549
	K129-183-0812	AP3588
	K129-183-1210	AP3575

Old Part No.	Dynacraft Material No.	Part No.
	K129-183-1212	AP3601
	K129-188-0204	AP2086
	K129-188-0404	54X4X4ADP
	K129-188-0608	F54X8ADP
	K129-231-0808	4469-8-8FTG
	K129-232-0204	279NTA4-2FTG
	K129-232-0206	279NTA6-2FTG
	K129-232-0404	1480X4X4FTG
	K129-232-0404	279NTA4-4FTG
	K129-232-0406	279NTA6-4FTG
	K129-232-0408	279NTA8-4FTG
	K129-232-0606	279NTA6-6FTG
	K129-232-0608	279NTA8-6FTG
	K129-232-0610	279NTA10-6FTG
	K129-232-0806	279NTA6-8FTG
	K129-232-0808	279NTA8-8FTG
	K129-232-0810	279NTA10-8FTG
	K129-232-0812	FG5035
	K129-245-0606	C5515X6ADP
	K129-245-1616	C551X16ADP
	K129-246-0608	AP2783
	K129-246-0810	AP26931
	K129-246-1620	AP27721
	K129-290-0202	AP2392
	K129-290-0204	AP24181
	K129-290-0404	AP2405
	K129-290-0406	AP2444
	K129-290-0606	AP2431
	K129-290-0808	AP2470
	K129-290-0812	AP2670
	K129-388-16	AP2251
	K295-179	VL2094
	K295-75-1250	VL2390
	M16-6000	CM3167
	M16-6001	CM3168

**NOTES**

A large grid area for taking notes, consisting of approximately 30 columns and 40 rows of small squares.



*For information, updates, or corrections,  
please contact us at [feedback@TRPParts.com](mailto:feedback@TRPParts.com)*

*No part of this marketing material may be  
reproduced in any manner without written  
permission from TRP® North America.*

**TRP® North America**

750 Houser Way N.  
Renton, WA 98057

[www.TRPParts.com](http://www.TRPParts.com)