

PRACTICAL  
WIRELESS

# PW

INSIDE THE RADIO MAGAZINE THIS MONTH

## **BUILD**

*THE PW PEANUT TRANSCEIVER  
Amateur Radio In A Nutshell  
A LOW VOLTAGE ALARM*

## **FEATURES**

*ALTERNATIVE TECHNOLOGY  
RADIO PERSONALITY  
CB CORNER*

## **REVIEWS**

*NEW HOWES SSB EXCITER KIT  
MAPLIN 1GHz FREQUENCY  
COUNTER*

## **PLUS**

*BACKSCATTER - RADIO DIARY  
COMPETITION - PW DISCOUNT  
VOUCHER  
AND A GREAT DEAL MORE!*

JUNE 1990

£1.60

ISSN 0141-0857



9 770141 085006



# OUR COMPLETE LINE OF PORTABLE POWER TOOLS.

When you're talking Yaesu handhelds, power takes on many meanings.

Like maximum RF output. Sophisticated microprocessor control. Deceptively simple operation. Even cost savings—as most accessories are interchangeable throughout the line.

Added up, it's no wonder amateurs choose Yaesu HTs more than any others.

## FT-470. DUAL-BAND OPERATION PERFECTED.

2 metre and 430-440 MHz 42 memories. Simultaneous receive of both bands. Dual VFOs each band. Paging feature. DTMF autodialer (10 memories, 15 digits each). Auto repeater shift. Scanning features. Auto power-off. Battery saver. Audible command verification. Keypad and rotary-dial frequency entry. Battery packs available from 2.3 to 5 watts. More.

## FT-411 SERIES. MAXIMUM SINGLEBAND PERFORMANCE.

2 metre FT-411 and 430 MHz FT-811. 49 memories. Dual VFOs DTMF autodialer (10 memories, 15 digits each). Auto repeater shift. Scanning features. Auto power-off. Battery saver. Audible command verification. Key-pad and rotary-dial frequency entry. Many battery packs available, from 2.3 to 5 watts. More.

## FT-23R SERIES. SMALL, SMART, RUGGED.

2 metre FT-23R, and 430 MHz FT-73R. 10 memories (7 store odd splits). Memory scan at 2 frequencies per second. High/low power switch. LCD power output and "S"-meter display. Auto-battery saver. Aluminium-alloy case. Water-resistant seals. Many battery packs available, from 2 to 5 watts. More.

Want more information? Call **(0703) 255111**  
Or call into your local authorised Yaesu dealer and ask about the FT-470, FT-411 and FT-23R Series handhelds. The power in handheld performance.

**South Midlands Communications Ltd, S M House,  
School Close, Chandlers Ford Industrial Estate,  
Eastleigh, Hampshire, SO5 3BY. Telephone (0703)  
255111, Fax (0703) 263507, Telex 477351  
SMCOMM.**

# YAESU

Prices and specifications subject to change without notice.

JUNE 1990  
(ON SALE MAY 10)  
VOL. 66  
NO. 6  
ISSUE 999

**Editor**  
Rob Mannion G3XFD  
**Assistant Editor**  
Dick Ganderton C.Eng MIEE G8VHF  
**Art Editor**  
Steve Hunt  
**Technical Features Editor**  
Elaine Richards G4LFM  
**Technical Projects Sub-Editor**  
NG ("Tex") Swann G1TEX  
**Technical Artist**  
Rob Mackie  
**Editorial Assistant**  
Sharon George  
**Administration Manager**  
Kathy Moore  
**Accounts Manager**  
Alan Burgess  
**Clerical Assistant**  
Rachel Parkes

**Advertisement Manager**  
Roger Hall G4TNT  
PO Box 948  
London SW6 2DS  
☎ 071-731 6222  
Cellphone 0880 511382  
FAX 071-384 1031

**Advert Copy and Make-up**  
(Poole Office)  
Marcia Brogan  
☎ Poole (0202) 678033  
FAX Poole (0202) 686244

**Editorial and Advertisement**  
**Offices:**  
Practical Wireless  
Enefco House  
The Quay  
Poole  
Dorset BH15 1PP  
☎ Poole (0202) 678558  
(Out-of-hours service by  
answering machine)  
FAX Poole (0202) 686244  
Procel 202671191

# Contents

## June 1990



23



29

### FRONT COVER

*The Rutland 'Windcharger' kindly loaned  
by Marlec Engineering of Corby,  
Northamptonshire.*

*Thanks also to Beacon Hill Touring Park,  
Blandford Road North, Nr. Poole, Dorset  
for the photography location.*

### Regular Features

- 77 Advert Index
- 58 Backscatter
- 79 Book Service
- 15 Keylines
- 18 Newsdesk 90
- 37 Radio Diary
- 16 Receiving You
- 17 Services
- 77 Wireless-Line

19 **Competition Corner**

19 **★ Discount Vouchers ★**

23 **PW Peanut Transceiver**  
*Gus Montgomery GM0ATI &  
Bill Holt G7DHM*

29 **Radio Personality**  
*Jim Bacon G3YLA*

31 **CB Corner**  
*Rick Maybury*

33 **PW Review**  
**Maplin MF-1000 Counter**  
*John Bird*

36 **The G4XBY 6-element Yagi for  
430MHz**  
*Tony Martin G4XBY*

38 **What is Propagation?**  
*Ron Ham*

40 **Packet Update 11**  
*Roger Cooke G3LDI*

42 **Alternative Technology -  
The Power Supply**  
*Wyn Mainwaring G8AWT*

47 **PW Review**  
**C.M. Howes HTX-10 Kit**  
*Mike Richards G4WNC*

50 **Low Voltage Warning Alarm**  
*Mike Rowe G8JVE*

52 **NiCad Recycler - 2**  
*Peter A. Lovelock*

56 **PW 144MHz QRP Contest Rules**  
*Neill Taylor G4HLX*

## IC-751A HF ALL-BAND TRANSCEIVER



- **Amateur Bands 160m - 10m.**
- **General Coverage Receiver.**
- **105db Dynamic Range.**
- **100W Output (40w A.M.)**
- **32 Memories.**
- **Electronic Keyer.**
- **CW Semi/Full Break-in.**
- **HM36 Microphone.**

The ICOM IC-751A was created for the ham operator who demands high performance whether entering contests, chasing DX or just simply enjoying the shortwave bands. It is an all mode solid state transceiver with a host of features designed for the crowded HF bands of today.

Additional features include 9MHz notch filter, adjustable AGC, noise blanker, RIT and XIT. A receiver pre-amp and attenuator provides additional control when required. The FL32 9MHz/500Hz CW filter is fitted as standard with CW sidetone on Rx and TX modes. On SSB the new FL80 2.4Khz high shape factor filter is fitted.

The transmitter is rated for full 100% duty cycle with a high performance compressor for better audio clarity. With 32 memory channels and twin VFO's, scanning of frequency and memories is possible from the transceiver or the HM36 microphone supplied.

The IC-751A is supplied for 12v operation but can be used with either internal or external A.C. power supply. It is fully compatible with ICOM auto units such as the IC-2KL linear amplifier and the AT500/100 antenna tuners.

Options available:- PS35 internal AC power supply, PS15 external AC power supply, EX310 voice synthesizer, SM8 desk microphone and SP3 external loudspeaker.

**Icom (UK) Ltd.**

Dept PW, Sea Street, Herne Bay, Kent CT6 8LD. Tel: 0227 363859. 24 Hour.

# Count on us!

## IC-726 HF/50MHz ALL MODE TRANSCEIVER HOT ACTION ON THE HF AND 50MHz BANDS

Now that the HF and 50MHz bands enter a period of intensity, conditions for long distance communications have never been better.



The new ICOM IC-726 is a compact, easy to use transceiver which covers the amateur bands from 1.8 to 50MHz. It can be used in your home, car and in portable locations on SSB, CW, AM and FM modes.

With minimal switches and controls enjoy uncomplicated operating for beginners or veterans alike. And ICOM have incorporated their superior DDS (Direct Digital Synthesizer) system, a feature that enhances PLL lock up times. The same feature is built into ICOM's state-of-the-art IC-781 advanced H.F. Transceiver.

Other features include a general coverage receiver, dual VFO's, band stacking registers, attenuator, pre-amp, noise blanker, RIT, memories and much more. R.F. output is 100W on the H.F. band and 10W on 50MHz band from separate antenna sockets.

An optional AH-3 H.F. Automatic Tuner will allow you to operate on the H.F. bands in any location. Just push the tuner switch on the IC-726 and the tuner automatically adjusts for a minimum VSWR. The tuner can match a 12M longwire across the 160-10M bands. Use the weather resistant AH-3

in your car (with AH-2b mount and whip) boat, at home or in the field.

### Options and Accessories:

<b>AH-3</b>	H.F. Automatic tuner
<b>AT-150</b>	A.F. Automatic matching tuner
<b>PS-55</b>	AC power supply
<b>CR-64</b>	High stability crystal
<b>FL-100</b>	CW narrow filter 500Hz
<b>FL-101</b>	CW narrow filter 250Hz
<b>SM6/SM8</b>	Desk microphones
<b>SP7</b>	External loudspeaker

**Helpline:** Telephone us free of charge on 0800 521145 Mon-Fri 0900-13.00 and 14.00-17.30. This service is strictly for obtaining information about or ordering Icom equipment. We regret this cannot be used by dealers or for repair enquiries and parts orders, thank you.

**Datapost:** Despatch on same day whenever possible.

**Visa & Mastercards:** Telephone orders taken by our mail order dept. instant credit & interest-free HP.



# SMC

# South Midlands Co

SCHOOL CLOSE, CHANDLERS FORD IND. EST., EASTLEIGH, HANTS

## SUMMER SPECIALS 70CMS HANDHELD BARGAIN BRAND NEW EX COMMERCIAL HANDHELDS SUITABLE FOR USE ON 70CMS

6 CHANNEL CRYSTAL CONTROLLED TRANSCEIVER  
SUPPLIED C/W NICAD  
(LESS CRYSTALS & CHARGER) **ONLY £99.00** inc VAT

### OTHER OFFERS

			JD110	PWR METER 1.5-150	£12.50
			144/17T	2m 7 ELE YAGI	£23.88
88F	8/8 wave 2m antenna	£18.00	144/14T	2m 14 ELE YAGI	£46.20
SQ144	2m Swiss Quad	£65.00	144/19T	2m 19 ELE YAGI	£55.28
78B	7/8 wave 2m Ball Mount Ant	£15.00	432/17X	70cms 17 ELE CROSS YAGI	£48.64
GP23	3 x 5/8 wave 2m Base Ant	£45.00	50/2	2 ELE 6m YAGI	£27.52
50/5	5 ELE 6m YAGI	£51.52	50/3	3 ELE 6m YAGI	£34.36

## PERFECT PORTABLES

What could Yaesu engineers do to improve on the hugely popular FTx90R series? The answer was easy, they designed and built the FTx90R2 series. The FT x 90R2 series of transceivers provide high performance and a 2 · 5W output, when used with 'C' cells or nicads, ideal for serious portable operators, or when combined with matching linears, an easy to use compact multimode mobile or base station.

What more could you ask from a transceiver?

**FT290R2** RRP **£429.00** inc

**FT690R2** RRP **£429.00** inc

**FT790R2** RRP **£499.00** inc

ALL THE ABOVE ARE SUPPLIED WITH  
FBA8, MH10E8, STRAP AND ANTENNA  
AS STANDARD.



### OPTIONS INCLUDE

- ★ FL2025 2m 25W LINEAR £115.00
- ★ FL6020 6m 10W LINEAR £109.00
- ★ FL7025 70cm 25W LINEAR £139.00
- ★ FBA8 EMPTY CELL CASE £27.00
- ★ MMB31 MOBILE BRACKET £17.50
- ★ CSC19 VINYL CASE £8.50
- ★ NC26C NICAD CHARGER £11.50
- ★ FTS7 CTCSS UNIT £40.00

**LEEDS**  
SMC (Northern)  
Nowell Lane  
Industrial Estate  
Leeds LS9 6JE  
Leeds (0532) 350606  
9.5.30 Mon-Sat  
Closed Sat afternoon

**CHESTERFIELD**  
SMC (Midlands)  
102 High Street  
New Whittington  
Chesterfield  
Chest. (0246) 453340  
9.30-5.30 Tues-Sat

**JERSEY**  
SMC (Jersey)  
1 Belmont Gardens  
St. Helier, Jersey  
Jersey (0534) 77067  
9-5 pm. Mon-Sat  
Closed Wed

**BIRMINGHAM**  
SMC (Birmingham)  
504 Alum Rock Road  
Alum Rock  
Birmingham B8 3HX  
(021-327) 1497/6313  
9.00-5.00 Tues-Fri  
9.00-4.00 Sat

**AXMINSTER**  
Reg Ward & Co Ltd  
1 Western Parade  
West Street  
Axminster  
Devon EX13 5NY  
Axminster (0297) 34918  
9-5.20 Tues-Sat



**SOUTHAMPTON SHOWROOM** open 9.00-5.00 Monday to Friday, 9.00-1.00 Saturday. Service Dept open Mon-Fri 9.00-5.00.

SOUTH WALES AGENT: John Doyle, Transworld Comms, Neath (0639) 632374 Day (0639) 642942 Eve. Closed Thursday.

## TOKYO HY-POWER



### SAGRA-600

- ★ 2m Linear Amplifier
- ★ 600W Output 25W Drive
- ★ 2 x 4CX250B VALVES

**NOW ONLY £769.00**

AS REVIEWED IN APRIL 90 HAM RADIO TODAY

### HF LINEARS



#### HL/KGX

160-10m 2 x 4CX250B  
1KW PEP RF INPUT  
70-120W DRIVE  
**£945.00**



#### HL2K

160-10m 2 x 3-5007  
2KW PEP RF INPUT  
60-120W DRIVE  
**£1425.00**

### VHF LINEARS

HL66V	6m 10W in 50-60W out RX Preamp	£129.00
HL166V	6m 3/10W in 80-160W out RX Preamp	£249.00
HL37V	2m 3W in 32W out RX Preamp	£89.00
HL62V	2m 10W in 60W out RX Preamp	£135.00
HL110V	2m 2/10W in 100W out RX Preamp	£215.00
HL180V	2m 3-25W in 120W out RX Preamp	£295.11
HL36U	70cm 3/10W in 40-50W out RX Preamp	£135.00
HL60U	70cm 10/25W in 50W out RX Preamp	£215.00
HL130U	70cm 3-25W in 120W out RX Preamp	£389.00

**HENRY RADIO LINEARS** 5k **£3895.00** 3k CLASSIC inc 160m **£2995.00**  
2002A **£1395.00** 2004A **£1395.00**

## LIGHT IN THE HAND AND ON THE WALLET

### OPTIONS AVAILABLE

#### NICAD PACKS

FBA10	7.2/9V cell case only (6xAA)	£11.50
FNB10	7.2 600mAH Nicad pack	£34.50
FNB12	12.0V 500mAH Nicad pack	£57.50

#### CHARGERS

NC18C	Charger mains (FNB12)	£17.71
SMC18	Charger mains (FNB12) 13A style	£13.80
NC28C	Charger mains (FNB10/17)	£17.71
SMC28	Charger mains (FNB10) 13A style	£13.80
NC29	Desktop quick charger 5hr (FNB9/10/11/12)	£69.00

#### SPEAKERS MIC

MH12A2B	Speaker/mic	£31.05
MH18A2B	Speaker/mic Miniature type	£31.05

#### CASES

CSC23	Soft Carrying Case (FBA10/FNB10) FT23/73	£10.58
CSC28	Soft Carrying Case (FNB12) FT23/73	£10.58
CSC36	Soft Carrying Case (FBA10/FNB10) FT411/811	£10.00
CSC37	Soft Carrying Case (FNB12/14) FT411/811	£10.00

#### OTHERS

YH2	Headset PTT via VOX (except FT23/73R & FT470)	£28.75
PA6	Mobile DC Adaptor/Charger (FNB9/10)	£24.15
DCTPA6	DC lead for PA6 c/w cigar lighter plug	£4.03
CLIP1	Belt Clip	£4.00



The  
FT23R/73R  
2m/70cm

FT411/811  
2m/70cm Keypad

#### \*FREE FINANCE ON SELECTED ITEMS

On many regular priced items SMC offers Free Finance (on invoice balances over £120) 20% down and the balance over 6 months or 50% down and the balance over a year. You pay no more than the cash price! Details of eligible items available on request. \*Subject to status.

#### Free interlink delivery on major equipment

Small items, Plugs, Sockets, etc by post £1.75. Antennas, cables, Wires & larger items. Lynx up to £5. Interlink delivery available, upon request for items other than radios from £7.30 depending on weight. Same day despatch whenever possible.

#### YAESU DISTRIBUTOR WARRANTY

Importer warranty on Yaesu Musen products. Ably staffed and equipped Service Department. Daily contact with the Yaesu, Musen-factory. Tens of thousands of spares and test equipment.

**PRICES & AVAILABILITY SUBJECT TO CHANGE WITHOUT PRIOR NOTICE**

**SMC**

**South Midlands  
Communications Ltd.**

**SENSATIONAL  
SUMMER SPECIALS**

**FANTASTIC SAVINGS ON SOME OF  
YAESU'S BEST SELLING RADIOS**

**FT736R\***

**NOW ONLY £1199**

**SAVE £160**

**\*CAN BE EASILY INTERNALLY LINKED FOR 9600 &  
1200 BAUD PSK PACKET OPERATION**

**FT4700RH**

**NOW ONLY £499**

**SAVE £176**

**FT470**

**NOW ONLY £349**

**SAVE £40**

**TRANSCIVER ONLY**

NO FREE FINANCE ON THESE OFFERS

***ALSO AVAILABLE FROM ALL SMC BRANCHES BUT ONLY  
WHILST STOCKS LAST***

**SOUTHAMPTON (0703) 255111  
CHESTERFIELD (0246) 453340  
AXMINSTER (0297) 34918**

**LEEDS (0532) 350606  
BIRMINGHAM 021 327 1497  
For full addresses see display advert**





**SITUATED AT SOUTHERN END OF M23 — EASY ACCESS TO M25 AND SOUTH LONDON**

RECEIVERS	
HF225	£395
ICR71	£855
R2000	£595
VC10 V.H.F. Converter	£161
FRG8800	£649
FRV8800 V.H.F. Converter	£100
R5000	£875

HF TRANSCEIVERS	
TS950s	£3199
TS940s	£1995
TS440s	£1138
TS140s	£862
TS680s	£985
FT767GX	£1599
FT757GX2	£969
FT747GX	£659
IC765	£2499
IC751A	£1500
IC735	£979
IC725	£759
IC726	£989

2M TRANSCEIVERS	
TH25E	£238
TH205E	£199
TH215E	£228
TS711E	£898
TR751E	£599
TM231	£289
FT411 + FNB10	£259
FT290R II	£429
FT211RH	£309
FT212RH	£349
IC2GE	£265
IC229H	£385
IC275E Inc PSU	£1069
IC25E	£275
IC2SET	£295

70CM TRANSCEIVERS	
TS811E	£908
TR851E	£699
TH405E	£245
TH415E	£268
FT790Rii	£499
FT711RH	£349
FT712RH	£375
IC4GE	£299
IC45E	£310
IC448E	£429

DUAL BAND TRANSCEIVERS	
TM721E	£699
TS790E	£1495
FT470R + FNB10	£423
FT736R	£1359
FT470ORH	£675
IC32E	£399
IC3710E	£499
IC2400E	£635
IC2500E	£675
IC24ET	£385

SCANNING RECEIVERS	
ICR7000	£989
FRG9600M	£509
RZ1	£465
AR2002	£487
R535 Airband	£249
STANDARD AX700E	£575

ANTENNA TUNER UNITS	
FRT7700	£59
FC757AT	£349
AT230	£208
AT250	£366
ICAT100	£379
MFJ941D	£106
MFJ949C	£164.60

DATONG		P&P
AD370 Active Antenna	£77.62	3.00
FL3 Multimode Filter	£145.54	2.00
D70 Morse Tutor	£63.40	2.00
ASP Speech Processor	£93.15	2.00

COAXIAL SWITCHES		
SA450 2way SO239	£19.49	1.50
SA450N 2way N	£26.99	1.50
Drac 3way SO239	£20.18	1.50
Drac 3way N	£35.94	1.50
C54 4way BNC	£30.39	1.50
MFJ-1701 6way SO239	£38.35	1.50

POWER SUPPLIES		
BNOS 12/5E	£74.75	5.00
BNOS12/20E	£178.25	5.00
DRAE 6amp	£84.99	3.00
DRAE 12amp	£113.10	5.00
DRAE 24amp	£163.42	5.00

HAND HELD RECEIVERS	
R5375 Airband	£69.00 2.00
Sony Air7	£249.00 2.00
Win106 Airband	£175.00 2.00
AOR AR900	£199.00 2.00
YUPITERU MVT5000	£299.00 2.00
FAIRMATE HP100E	£299.00 2.00

PALOMAR ANTENNA PRODUCTS	
Antenna Noise Bridge — Up to 100MHz	£59.95
Tuner-Tuner — Tune your ATU without transmitting	£99.95
LED S.W.R. Meter — Auto SWR up to 2kW P.E.P.	£124.95
9:1 Balun. For the T2FD Antenna.	£23.95
	£119.95

ANTENNA RANGE	
J Beam 'Minimax' Tribander	£378.35
J Beam TB3 MK3 Tribander	£365.70
Butternut HF6V	£182.85
Butternut HF2v	£163.00
Cushcraft A3 Tribander	£299.00
Cushcraft 2M 15WB	£99.00
Tonna 20505 5ele 50MHz	£50.72
Tonna 20809 9ele 144MHz	£33.12
G Whip tribander 10-15-20	£44.39

MORSE KEYS		P&P
Kent Morse key kits	£33.50	2.50
Kent Twin-paddle Kits	£42.50	2.50
Hi Mound MK 704	£20.00	2.00
Hi Mound MK 706	£22.00	2.00
Vibroplex original std	£81.79	2.50
Vibroplex lmbic std	£77.09	2.50
Bencher BY2 Chrome Base	£76.97	2.50

FILTERS	
AKD HPF1	£6.75 1.00
AKD Braid Breaker	£6.75 1.00
AKD Notch Filter	£7.75 1.00
LF30A Low pass filter	£32.26 2.00
AKO High pass filter	£6.75 1.00

ANTENNA BITS		
Bicomm Balun 1:1 1kW	£15.25	1.50
Bicomm Balun 4:1 1kW	£16.25	1.00
Bicomm 7.1MHz Epoxy Traps (pair)	£13.65	1.50
Self Amalgamating Tape 10m x 25mm	£4.25	0.75
T-piece polyprop Dipole centre	£1.60	0.25
Small ceramic egg insulators	£0.65	0.20
Large ceramic egg insulators	£0.85	0.20

CABLES ETC.	
URM67 low loss coax 50 ohm per metre	£0.95 0.25
UR76 50 ohm coax dia. 5mm per metre	£0.35 0.10
UR70 70 ohm coax per metre	£0.35 0.10
UR95 50 ohm coax dia. 2.3mm per metre	£0.40 0.10


## PALOMAR TUNER-TUNER™



**£99.95**

Do you use an antenna tuner? Then you need the new Palomar Tuner-Tuner to tune it to your operating frequency without transmitting. Just listen to the Tuner-Tuner's noise with your receiver. Adjust your tuner for a null and presto! you have 1:1 SWR. It's as simple as that.

## PALOMAR SWR & POWER METER




**£124.95**

●The only meter that shows PEP output directly, accurately, instantly.

Shows power and SWR on bright red light bars. See PEP and SWR while you talk! Automatic "hands-off" SWR reading. Power ranges 20-200-2000 Watts. Works from 1-30 MHz. Power required 12-V DC.

## PALOMAR PREAMPLIFIER




**£149.95**

Can't hear the weak ones when conditions are bad? Receiver lacks sensitivity on 20, 15 or 10? Get the world famous Palomar preamplifier. Tunes from 160 to 6 meters. Gives 20 dB extra gain and a low noise figure to bring out those weak signals. Reduces image and spurious responses too.

An RF sensing circuit bypasses the preamplifier during transmit. The bypass handles 350 Watts.

## PALOMAR R-X NOISE BRIDGE

**£59.95**



●Learn the truth about your antenna.

The Palomar R-X Noise Bridge tells you if your antenna is resonant or not and, if it is not, whether it is too long or too short. It gives resistance and reactance readings on dipoles, inverted Vees, quads, beams, multiband trap dipoles and verticals from 1 to 100 MHz.

GOODS NORMALLY DESPATCHED WITHIN 24 HRS. — PRICES CORRECT AT TIME OF GOING TO PRESS — E&OE

MAIL ORDER & RETAIL

## BALUNS SPECIAL ORDER ONLY



1:1 & 4:1 HIGH POWER VERSIONS ALSO AVAILABLE

1.7-30 MHz. 350W PEP. Ratios to match 50/75/100/150/200/250/300/375/450/600/800 ohms. Specify ratio. Model PB **£23.95**

**BREDHURST ELECTRONICS LTD HIGH ST, HANDCROSS, W. SUSSEX. RH17 6BW (0444) 400786**

Open Mon-Fri 9am-5pm except Wed 9am-12.30pm. Sat 10am-4pm

# ARE

COMMUNICATIONS

6 ROYAL PARADE  
HANGER LANE  
EALING  
LONDON W5A 1ET  
TEL. 081-997 4476

**NOW  
NO DEPOSIT  
AND UP TO  
4 YEARS  
TO PAY**

## "A DREAM COME TRUE"

TO ALL FT 290 OWNERS, OR FOR THOSE WHO WANT TO OPERATE HF FROM THEIR 2 METRE RIG———

TOKYO HI POWER HAVE PRODUCED THIS SUPERB TRANSVERTER DRIVEN FROM 144-146MHz AT 3-10W AND PRODUCING 40 WATTS OF EITHER FM OR SSB ON EITHER 10-15-20-40-80 METRES.

THE UNIT IS ABOUT THE SAME SIZE AS THE FT 290.

SO WHY NOT ENJOY THE IMPROVING CONDITIONS ON THE HF BANDS USING YOUR 2m EQUIPMENT.



**£249** — CASH/  
CHEQUE/  
CREDIT  
CARD  
OR 12 PAYMENTS  
OF £23.76



### Kenwood TS440S & Auto ATU

One of the finest HF transceivers ever produced by Kenwood. Whether used as a base station or mobile — its superb specification rates it high amongst its competitors.

Special Exhibition Offer TS440S with auto ATU AND FREE Revex 30amp power supply — at list price or 48 payments of £43.08.

**£1,282** WITHOUT AUTO ATU £1039

WHEN IT COMES TO BREAKING THE PRICE BARRIER WE ARE RARELY BEATEN. NOW A SUPERB DUAL BAND TRANSCEIVER FROM STANDARD AT AN AMAZING **£379.00** CASH/CHEQUE/CREDIT CARD OR NO DEPOSIT AND 36 MONTHLY PAYMENTS OF **£15.23** PER MONTH

Here are 25 good reasons why you should consider the new STANDARD C520

- ★ Dual band receive
- ★ Full duplex transmit (between 2 & 70)
- ★ Receive coverage 130-175MHz, 330-470MHz & 820-960MHz
- ★ Handheld auto repeater facility
- ★ Select 5-tone pager facility
- ★ DTMF keyboard
- ★ Selectable RF power output
- ★ CTCSS option (programmable against frequency)
- ★ 5, 10, 12.5, 20, 25, 50kHz programmable step sizes
- ★ Programmable offsets between 0 and 39.995MHz
- ★ 20 memories on VHF and UHF
- ★ Manual toneburst 1750Hz fitted
- ★ Reverse repeater facility
- ★ Power save
- ★ Squelch defeat
- ★ Dial illumination
- ★ Priority function
- ★ Multiple scanning modes
- ★ Dual display
- ★ Separate volume and squelch control for each band
- ★ Full range of accessories available
- ★ Measures only 2.5ins x 7ins x 1.5ins
- ★ Full 5W output when powered by 13.8 volts dc
- ★ One year parts and labour warranty
- ★ Supplied complete with empty battery case, duplex antenna, belt clip and carrying strap



STANDARD  
C520  
**£379.00**

LICENSED CREDIT BROKERS A.P.R. 29% SUBJECT TO STATUS

Enjoy a cup of Brenda's coffee  
while you browse



Brenda  
G4VXL

Both Brenda  
and Bernie  
will be  
pleased to  
welcome you  
to our stand  
at the N.E.C.



Bernie  
G4AOG

## ICR7000HF Receiver 500kHz — 2GHz




YES, 500kHz to 2GHz CONTINUOUS receive in one unit. Using the ICR7000 multimode facilities, this probably makes the "2 in 1" ICR7000HF Receiver the most versatile scanner available today. Because of the enormous frequency coverage, the ICR7000HF has 200 mode sensitive channels for increased flexibility.

**NO  
DEPOSIT**

Now available on A.R.E. super credit terms.  
48 monthly payments of £33.23 A.P.R. 29%  
Cash/cheque/credit card price.

**£989.**



4 YEARS TO PAY @ £23.49

### KENWOOD TS140S

PHONE ANY OFFICIAL KENWOOD  
DEALER AND ASK FOR THE PRICE OF  
THE TS140 AND YOU WILL HEAR £862  
— HE MAY OFFER YOU A DISCOUNTED  
PRICE OF SAY £799. BUT WE ARE  
OFFERING THIS SUPERB TRANSCEIVER  
FOR **£699**

**PHONE 081-997 4476**

WE HAVE BEEN  
FORTUNATE IN  
PURCHASING A LARGE QUANTITY  
OF YAESU FT 747GX TRANSCEIVERS  
DIRECT FROM OUR AGENT  
IN JAPAN AND WE ARE PLEASED  
TO BE ABLE TO OFFER THESE  
AT THE AMAZING PRICE OF

**£499 INC VAT.**

CW & AM FILTERS ARE AVAILABLE AT £35 EACH



AVAILABLE WITH NO DEPOSIT AND  
48 MONTHS TO PAY — **£16.77 PER MONTH**

THE FT747 HF TRANSCEIVER SSB/CW/AM (AND OPTIONAL FM) 100  
WATTS PEP OUTPUT ON ALL HF BANDS AND GENERAL  
COVERAGE ON RECEIVE. 100kHz — 30MHz, DUAL VFO 20  
MEMORIES. ALTOGETHER A SUPER ECONOMICAL HF  
TRANSCEIVER

**PHONE FOR DETAILS**

### REMEMBER

WE SELL ALL WELL

KNOWN BRANDS. LET

US QUOTE FOR YOUR CHOICE

KENWOOD — ICOM — STANDARD

	48 PAYMENTS	CASH/CHEQUE/ CREDIT CARD
TS950		POA
TS680	£31.09	£925.00
TS140	£23.49	£699.00
ICOM781	£134.25	£3995.00
ICOM765	£75.44	£2245.00
ICOM735	£30.07	£895.00
ICOM726	£30.07	£895.00
ICOM725	£23.49	£699.00



# ALINCO PRICES DOWN!

NOW EVEN BETTER VALUE

## 2m or 70cms! Singlebander

Models  
DR110E 2m  
DR410E 70cms



- 455/5 Watts (70cms 35/5)
- 6 Frequency Steps
- 4 Scanning Modes
- Reverse Repeater
- Priority Channel
- Rotary Knob tune
- Up/Down mic.
- Mounting Hardware
- DC Cable
- 12 Month Warranty
- 170MHz Rx Option
- Minute Dimensions

\* DR410 70cms Price: £299

## 2m & 70cms! Dual-Bander

Part Exchange  
Welcome  
Extended Rx  
Option



### DR510E

- 45/35 Watts 2m - 7cms
- Full Duplex
- Single Ant. Socket
- 14 Memories
- 4 Scanning Modes
- 6 Channel Steps
- Reverse Repeater
- Priority Channel
- Rotary Tune Knob
- Up/Down Mic

## DJ - 160 2 Metre 3 Watts

Rx Option:  
130 - 180MHz

Small Size:  
132 x 57 x 32mm

### Rotary Tuning!

- 144 - 146MHz Tx
- LCD Readout
- Key-pad Entry
- 20 Memories
- Scan/Priority
- Call Channel
- Reverse Repeater
- 5 Steps inc. 12.5kHz
- DTMF
- Battery Saver
- Auto Power Off
- Programme Offset
- Direct 12 volt
- 700mAh Ni-Cad
- AC Fast Charger



DJ - 460 70cms  
£229!


## DUAL - BAND HANDY! 2m & 70cms Full Duplex

### DJ-500E

Receive Option:

140 - 170MHz  
430 - 460MHz  
870 - 900MHz

- 2.5 W (6 W Max)
- 20 Memories
- Very Compact
- Battery Saver
- 700mAh Nicad
- Includes Charger
- Dual Priority
- 5 Channel Steps
- Reverse Repeater
- DC/DC Converter
- Illumination
- S-meter
- Memory Lock
- Up/down buttons
- Highly Sensitive
- Belt Clip
- 12 Month Warranty



RETAIL & MAIL ORDER:- 18-20 Main Road, Hockley,  
Essex SS5 4QS Tel: (0702) 206835, 204965  
Visa and Access by telephone. 24hr Answerphone.

WATERS  
& STANTON

**WITH THE GRAND OPENING OF OUR NEW AMATEUR SHOP**  
**RAYCOM ANNOUNCES NEW DIRECT PHONE NUMBERS**  
 SALES HOTLINE 021 552 0073 and HELP LINE 021 552 0051 (73's and 51's)

**JUPITER II**



Save money when you buy this top-of-the range scanner. 100 memories, coverage from 25-550/800-1300 MHz, priority channel monitor, channel lock-out delay and auto AM/FM switching go to make a great package and we add further value still.

Choose either a **free** broadband mag-mount or a **free** mast-mount SkyScan scanner antenna worth £14.95 and a **free** cigar adapter kit when you order your Jupiter II (and £20 off RRPI)

**£299.00 .. save £39.90**

**SPECIAL OFFERS**

**SECOND HAND RIGS.**

Please ask for details of our Second Hand Equipment List. There are many bargains to be found, and it all carries a 3 month warranty.

**BEARCAT SCANNERS.**

Please enquire about the special PRICES now available on most Bearcat Scanners, treat yourself to the scanner you have always wanted at an unbelievable price.

For details of these and other offers, please write enclosing a large S A E.

**ICOM IC-R7000**



An unbeatable offer from Raycom - £30 off the retail price and a **free** Bearcat handy scanner covering 29-512MHz (with some gaps) worth £99.95 - a total saving of an incredible £129.95! Can't believe it? Send SAE for an information leaflet and offer details. Raycom Credit Card is available - just £96 deposit and £36 per month!

**£959.00 .. save £130.00**

**ICOM IC-3210**



ICOM's popular dual bander, 25 watts on both bands, great looking and readable display, full duplex capability, 40 memories and input monitor for instant repeater check. All you need add is an antenna and we have taken care of that.

Regular retail prices:  
 IC-3210 ..... £499.00  
 Broadband mag-mount antenna ..... £14.95  
 Total regular price ..... £513.95  
 Raycom package price ..... £479.00

**SAVE £35!**

Raycom Credit Card is available on this pack, just £48 deposit and monthly payments of just £18! Why wait, send for written details now!

**ICOM IC-725**



ICOM's latest addition to the family, the 725 gives a full 100 watts of multi-mode power and is the second rig to use the DDS (Direct Digital Synthesizer) system. 10 Hz steps for smooth tuning, all mode squelch, 26 memories, and many other features make the 725 the starter rig for those who want more than a starter rig - it's unbeatable value - just look!

Regular retail prices:  
 IC-725 ..... £759.00  
 FM TX/RX (AM RX) board ..... £40.00  
 20 Amp PSU ..... £129.99  
 G5RV 1/2-sized antenna ..... £14.95  
 Fist mic ..... £21.00  
 Total regular price ..... £964.94  
 Raycom package price ..... £849.00

**SAVE £116!**

Raycom Credit Card is available on this pack, just £85 deposit and monthly payments of just £32! Why wait, send for written details now!

**YAESU FT-747GX**



HF all mode 100W transceiver, 0.1-30MHz, with the exclusive Raycom mod improving receiver dynamic range by 15-20 dB. Turns a good receiver into a great receiver. Ideal as a base and particularly suited for mobile/marine use with its light weight and click-stop dial. Save money with the RAYCOM STARTER PACK - it's unbeatable value - just look!

Regular retail prices:  
 FT-747GX ..... £659.00  
 Raycom RX mod ..... £59.00  
 20 Amp PSU ..... £129.99  
 G5RV 1/2-sized antenna ..... £14.95  
 Fist mic ..... £21.00  
 Total regular price ..... £883.94  
 Raycom package price ..... £749.00

**SAVE £135!**

Raycom Credit Card is available on this pack, just £77 deposit and monthly payments of just £28! Why wait, send for written details now!

**YAESU FT-470**



Yaesu's new dual bander is ex-stock at last and packed with features - dual display, dual band monitor, 4 VFO's and 42 memories, power saver, auto power off, CTCSS, DTMF autodial and a wide range of options - SAE for information sheet.

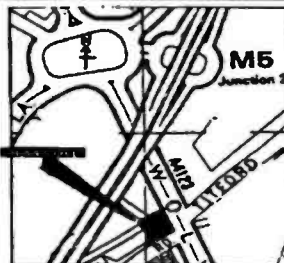
Regular retail prices:  
 FT-470 ..... £389.00  
 FNB-10 nicad 7.2v, 600mAH ..... £34.50  
 Wall charger ..... £17.71  
 Soft carry case ..... £10.58  
 Broadband mag-mount antenna ..... £14.95  
 Total regular price ..... £466.74  
 Raycom package price ..... £425.00

**SAVE £42!**

Raycom Credit Card is available on this pack, just £45 deposit and monthly payments of just £16! Why wait, send for written details now!

RAYCOM COMMUNICATIONS SYSTEMS LIMITED, INTERNATIONAL HOUSE, 963 WOLVERHAMPTON RD, OLDBURY, WEST MIDLANDS B69 4RJ. TEL 021-544-6767, Fax 021-544-7124, Telex 336483 IDENTI G.

**RAYCOM**  
 COMMUNICATIONS SYSTEMS LIMITED



RAYCOM gives you more BUYING POWER  
 ALL MAJOR CREDIT CARDS ACCEPTED. BC, ACCESS, DINERS. INSTANT CREDIT UP TO £1000 (SUBJECT TO STATUS) WITH RAYCOM CREDIT CARD (APR 34.5%). FREE CREDIT ON CERTAIN ITEMS AT MRP. CALL NOW FOR MORE DETAILS.

ORDERING INFORMATION  
 WE STOCK ICOM, YAESU, BEARCAT, MFJ, BUTTERNUT, CUSHCRAFT, AEA, TONNA, NAVICO, TEN-TEC AND WELZ AMONG MANY OTHERS. SEND SAE FOR FULL LIST.

TEL: 021-552-0073  
 PHONE BEFORE 4PM FOR NEXT DAY DELIVERY BY COURIER (£15.00) - OR 2PM FOR DELIVERY BY POST (£10.00 P&P). PLEASE ALLOW TIME FOR CHEQUES TO CLEAR. MANY OTHER ITEMS IN STOCK. PLEASE CALL FOR MORE INFO AND FOR EXTRA SPECIAL DEALS!  
 (INFOLINE 0836-771500 9-9pm (weekdays))  
 OPENING HOURS 9-5.30 MON TO SAT, LATE NIGHT FRIDAY TIL 7 PM. 73 DE RAY G4KZ1, AND JULIAN.

# RAYCOM EXCLUSIVE ACCESSORIES AND UPGRADES

## THE WORLD FAMOUS RAYCOM FRG-9600 MARK II & MARK V

The Yaesu FRG-9600 has always been a desirable scanner since its first introduction, offering the user continuous coverage between 60-905 MHz with all modes (SSB up to 460MHz) at a good price and with all the options you would expect to get with a well designed scanner (TV and computer interfaces, mobile bracket, etc.) Raycom offers exclusive upgrades to new or existing units.

### FRG-9600 MARK II

We extend the frequency coverage to at least 950 MHz (this depends on individual units) and fit a low loss 'N' connector. By modifications to the front-end RF switching we retain the single connector and improve the sensitivity throughout the range, typically by 3 to 4 'S' points! Beware of imitations - nobody does it as well as we do!

### FRG-9600 MARK V

Incorporating all of the Mark II mods above, the Mark V adds a short wave converter board to give continuous coverage from 150 KHz to 950 MHz, retaining all the modes of the standard unit. An elliptical filter in the input circuit, combined with a high dynamic range active mixer results in a unit which will copy Radio 4 or Stateside 10 metre SSB as easily as 900 MHz FM cellphones. Please send S.A.E for an Information leaflet.



FRG-9600 standard 60-905MHz .....	£479.00
FRG-9600 Mark II 60-950MHz .....	£499.00
FRG-9600 Mark V 0.15-950MHz .....	£625.00
FRG-9600 Mark II pack .....	£545.00
FRG-9600 Mark V pack .....	£699.00
Standard to Mark II upgrade .....	£40.00
Standard to Mark V upgrade .....	£149.00
Raycom Mark II to Mark V upgrade .....	£129.00
<b>All packs include a mains power unit and ROYAL 1300 discone (as below), worth £85! Great value!</b>	

*Grand opening offer, to Celebrate the Launch of our new Showroom.*

Yupiteru MVT- 6000  
25 to 550 Mhz and  
800 to 1300 Mhz,  
**ONLY £349.00 inc  
accessory pack.**



## RAYCOM

**FIRST WITH THE NEW ICOM RECEIVERS**

### IC - R1

500 KHZ TO 1300 MHZ  
100 MEMORIES  
AM / FM SELECTION  
IN BUILT CLOCK  
MULTISCAN FUNCTION  
SAME SIZE AS IC-2SET  
AND MUCH MUCH MORE,  
ALL FOR £399.00 INC FREE  
RAYCOM BROADBAND MAG  
MOUNT ANTENNA.



### IC - R100


500 KHZ TO 1800 MHZ  
121 MEMORIES  
PREAMP AND ATTENUATOR  
ANL FOR AM  
AFC ABOVE 50 MHZ ON FM  
SMALL AND COMPACT  
ALL FOR £499.00 INC FREE  
RAYCOM ROYAL 1300  
DISCONE ANTENNA



## RAYCOM EXCLUSIVE ANTENNAS

**ROYAL 1300 DISCONE  
STAINLESS STEEL CONSTRUCTION**  
A quality unit manufactured in Britain, the Royal 1300 is ideal for wideband scanners & scanning receivers.

Specifications:  
Receive 25-1300 MHz  
Transmit 50, 144,  
430, 900, 1200 MHz  
Power 200 watts  
Connector type 'N'  
Cable supplied  
RA519  
Type Discone 8+8  
Length 1.7 metres  
Weight 1 Kg



HR1300 discone ..... **£59.50**

## BB-145S BROADBAND MAGMOUNT

Another exclusive Raycom import, the BB-145S is a broadband 1/4 wave mag mount antenna for mobile scanners and 2 metre transceivers. Supplied complete with 4 metres of quality co-ax and PL259 plug, this easily installed antenna is compact in size due to the integral loading coil and is specified for 138-172MHz, but often loads at 70 cms!

BB-145S magmount ..... **£14.95**

# ARROW — FOR THE BEST DEAL IN AMATEUR RADIO!!

**IN AT LAST  
NEW!! AR1000**  
SuperScanner  
1000 Channel memory  
& 15-1300MHz.  
**IMMEDIATE DELIVERY  
AT £249.00**



## 'IC725 STAR BARGAIN'



SM/AM Unit  
included  
microphone  
included  
30 Amp P.S.U.  
included  
G5RV Antenna  
included  
all-in price  
**£869.00!!**

## NEW! IC-24E



ICOM mini dual bander  
2M & 70cms FM  
**DISCOUNT PRICE £349**  
*Incl. nicad, charger*

## TS440S KENWOOD

**HF Base Station  
with Internal ATU**  
Please Phone for Price

## NEW ICOM IC-R1

Micro-size handheld  
scanner 150Khz/  
1300 Mhz  
**£399**



## TS140S or TS680S with 6M



Phone for  
Best Price

### NAVICO SUPER SPECIAL OFFER!!

Minimum £50 Trade-In for any working 2  
metre or 70cms Japanese Transceiver against  
the superb AMR1000S at £299.00. Take PX  
to ARROW branch at CHELMSFORD,  
GLASGOW, OR WIGAN.



## TR751E — FREE CREDIT

**EXCELLENT 2 Metre  
performance from this  
great allmode rig.**  
Dep: £199 + 9  
payments £44.44.



## TH75E KENWOOD DUAL BANDER

with receive  
140/169 & 430/460MHz  
Nicad & Charger  
**£398.00**



**YOUR ORDER CAN BE TELEPHONED WITH CREDIT  
CARD DETAILS & DESPATCHED IMMEDIATELY!**  
**FREE FINANCE ON MANY MAJOR ITEMS AT RRP.**  
(Ask for details of qualifying items —  
see examples).

## NEW IC-R72 RECEIVER



General coverage  
100Khz/30Mhz,  
compact size  
**£599**

IC2SET ICOM 2 metre FM  
Keyboard Entry Micro-Handy  
nicad,  
Wall charger.  
Ext. RX coverage.  
included at:  
**DISCOUNT DEAL £277.00**



IC4SET ICOM 70cms FM  
Keyboard entry Micro-handy  
Inbuilt nicad, wall charger  
included at:  
**DISCOUNT DEAL £289.00**  
Extended receive coverage.

## ONLY £499!!



The most remarkable Scanner yet.  
AX700 with Panoramic Display.

**MANY MAJOR  
ITEMS AVAILABLE  
WITH INTEREST FREE CREDIT  
AT 1/3RD DEPOSIT BALANCE  
OVER 9 MONTHS (A.P.R. ZERO)**

## JUPITER SCANNERS!

25-1300 Mhz with  
exceptional performance  
(really sensitive  
at 900 Mhz!)

**MTV5000 Handheld £269.95**

MTV5000 Handheld  
DISCOUNT DEAL £275  
(Includes nicads, case DC Lead)  
MTV6000 Base/Mobile  
DISCOUNT DEAL £339  
(Incl. DC Lead & Mobile Mount)



## R-7000 ICOM's superb VHF/UHF/ SHF receiver



R7000 + CRZ12DB COMET  
Active Antenna  
**SPECIAL DISCOUNT  
DEAL: £989.00**

The CRZ12DB covers 500Hz to 1500MHz & includes PSU & controller.



**HP100E  
NEW HP100E from  
FAIRMATE, 25/1300  
Mhz  
1000 channel memory  
£249 incl. Nicads & Charger**

## NEW! C528 STANDARD DUAL BANDER

with receive 130/172  
350/470 & 890/960MHz!  
**£369**



Arrow welcome your part exchange equipment — Call for the best deal in the UK!!  
If you would like data sheets on any item(s) please send a Stamped self-addressed envelope.

## COMET PRICE LIST JANUARY 1990

### NON RADIAL: Mobile antennas independent of vehicle ground plane

CHL21J 144/432 Mhz. Unity/2.15dB.100W Only 29cms long.....**£15.95**  
CHL23J 144/432 Mhz 2.15dB/3.8dB 100W Only .44 metres .....**£17.95**  
CHL24J 144/432 Mhz 2.15dB/5 dB 100W 0.8 metres long.....**£23.30**  
CHL250H 144/432 Mhz 3.0dB/5.5dB 200 Watt 0.95 metres long **£32.80**

### 2x4 Series + Trilobed antennas and base station antennas

2x4M 144/432 Mhz 4.5/7.2dB 150 watt 1.53 metres.....**£37.95**

2x4 SERIES & DUAL BANDERS featuring the unique super thermal conductor system

2x4MAX 144/432 Mhz 8.5dB/11.9dB 200 Watt 5.4 metres "N" G.  
Fibre.....**£125.00**

2x4WX 144/432 Mhz 6.5/9.0dB 200W 3.18 metres Glassfibre.....**£79.95**

2x4SUPER II 144/432 Mhz 6.0/8.4dB 200W 2.43 metres Glassfibre.....**£77.35**

2x4FX Compact 144/432 Mhz 4.5/7.2dB 200W 1.79 metres.....**£56.00**

### DUPLEX & TWINPLERS Zinc alloy diecast

CFX5140 50/144/432 Mhz 800/800/500 Watt PEP 55dB isolation.....**£38.18**

CF413N 432/1296 Mhz 500/200W PEP 55dB Isolation "N".....**£38.95**

CF416 144/432 Mhz 800/500 W PEP 60dB isolation.....**£28.95**

### SR Series to order only. MONO BANDER MOBILE ANTENNAS

CA285 5/8 wave 3.5dB 300Watt 1.32 Metres Base loaded.....**£15.00**

CA287C 7/8 wave 5.2dB 200W 1.89 metres double co-phase.....**£22.50**

CA430TM 3 x 5/8 wave 432 Mhz 6.8dB 150W 1.47 metres.....**£28.95**

### MONOBAND BASE ANTENNAS

ABC21 5/8wave Ground Plane 144 Mhz 3.4dB 200W 1.4 metres.....**£24.50**

ABC22A 2 x 5/8 wave 144 Mhz 6.5dB 2.87 metres.....**£36.00**

ABC23 3 x 5/8 wave 144 Mhz 7.8dB 200 W 4.5 metres.....**£58.50**

ABC71 5/8 wave ground plane 432 Mhz 3.4dB .54 mtrs.....**£21.50**

ABC72 2 x 5/8 wave GP432 Mhz 200W 5.8dB 1.07 metres.....**£34.95**

CA712EF 432 Mhz Twelve x Half wave/ 9.5dB 3.10 metres.....**£56.00**

### HF & 50 MHz

CHA-5 Vertical with Loaded Radials for 80/40/20/15/10 M 200W SSB 5.29  
Metres. Features trifurcated wound toroidal core.....**£218.95**

52HB4 4 El.HB9CV Beam 10.4dB for 50 Mhz 400W SSB 3.2M.....**£87.90**

CBL30 HF 1.7 — 30 Mhz Balun 1:1 1kw.....**£28.95**

### CRZ/DISCONE & HANDHELD ANTENNAS

CRZ12DB A Unique wide band Active antenna 500Hz to 1500 Mhz 1.24  
Metres with controller.....**£98.30**

# ARROW RADIO LTD.

5 The Street, Hatfield Peverel, Chelmsford, Essex CM3 2EJ.  
Tel: 0245 381626/381673 Fax: 0245 381436  
Hours: 9-5 (Closed Thursdays)

### GLASGOW SHOWROOMS:

Unit 17, Six Harmony Row, Govan, Glasgow.  
Scotland G51 3BA. Tel: 041 445 3060.  
Hours 8.30-5.30 Mon-Fri. (Closed Saturday).  
AGENT  
LEICESTER — DAVE FOSTER Tel: 0533 608189  
Latest calls 8.30pm please!

### NEW SHOWROOM IN N. WEST OPEN!!

Greensway Arcade, Gerrard Street,  
Ashton-in-Makerfield, Wigan,  
Lancs. Tel: 0942 713405  
Jim Cook, G6TYB is at your service  
Mon-Sat



# Keylines

One of the great pleasures that comes my way when attending rallies or junk sales, is the chance of finding a bargain. At this time of year it is possible to have an enjoyable day out, purchase all those 'difficult to find' components and also buy that 'value for money' piece of equipment.

No doubt, you've also found that your particular 'best buy' is often put to one side on arrival in the shack, awaiting the time it will become useful. Unfortunately there's also no doubt that some of today's 'bargains' will be a best buy for someone else at a rally next year and so on!

In the past I hoarded items for 'rainy days' that never arrived, but nowadays I keep a look-out for gear that I particularly need. In fact I've just attended a very good 'junk' sale and have come away with some very useful 'goody bags' of components for a school radio club. At the same sale I bought an excellent homebrew transceiver chassis with all the metal work (which I was never very good at anyway) completed. With some re-thinking and adjustment to the chassis, the school club will eventually have an attractive c.w. transceiver for a very small outlay.

This aspect of amateur radio is an important one to my mind. To purchase - at a very reasonable price - the necessary parts for equipment, meet friends and see what's on offer from the various dealers' stands - all in one day - must be one of the most valuable assets we have in our hobby.

## Bring & Buy

Apart from the dealers' stands that keep me going on components until next year, the main attraction for me is the essential 'Bring & Buy' stall. Here, for a small commission, equipment is sold on your behalf. My first oscilloscope was purchased in this way and I'm pleased to say that it is still going strong - albeit in someone else's shack.

Unfortunately, the main rally season is limited for many of us by our time and pockets. The era has long since passed when I could

afford to travel for pleasure to as many as 20 events a year, and there must be many others in the same situation.

Many attractions offered by rallies, such as the bargain stalls, can only be partly off-set by the various small display advertisements in the magazine. Still, if we can't get to the various bring and buy sales - they could perhaps come to us via *PW* as a page devoted to reader's 'for sale' and 'wanted' advertisements.

The 'Wanna Swap?' page, which already caters for part of the need, would be absorbed into the new 'Bargain Basement' section. Here, reader's prepaid, strictly limited lineage advertisements would be displayed. Still, I must stress at this point that the idea is only a suggestion open for your comment. Whether we do offer this facility will depend entirely on the response from you, the reader, and I look forward to hearing from you on this matter.

## Going Green

As our front cover suggests, radio enthusiasts can truthfully claim to be among the pioneers with regards to alternative technology. For many years lone enthusiasts, clubs and groups have oper-


ated amateur radio stations from many varied and interesting locations without the benefit of 'mains' electricity. Indeed it has always been a challenge for some radio amateurs, to operate under the most difficult conditions possible. Despite tremendous difficulties they've often achieved excellent DX results from small islands, reefs and even remote pinnacles of rock.

To operate from sites like those already mentioned requires a variety of alternative energy sources. Often, the power required will be supplied from a petrol-driven alternator which, over the years, has evolved into a reliable, although expensive stand-by system. But some sites demand that other, more 'neighbour friendly' methods of obtaining power be utilised so that operations can continue with the minimum disturbance to other users.

In particular I'm thinking of portable operation from the many caravan and camping sites, hilltop and off-road picnic and beauty spots that abound in the British countryside. Despite being a long-time radio enthusiast, I am not keen to find myself on a beautiful hill-top site occupied by someone using a petrol-driven alternator set. Unfor-

tunately this is becoming a very common occurrence as many caravans and motor-caravans require an external source of 250V a.c. to power air-conditioning systems when the vehicle is stationary. So, you can easily imagine a popular location on an otherwise quiet and peaceful day, being spoilt by the sound (albeit subdued on modern machines) of these generators and their inevitable exhaust fumes.

Fortunately the 'Green' lobby has had a head start in the caravan, camping and yachting fraternity. For many years, alternative energy sources have been available from the appropriate specialist shops and chandleries. Very often the core of these alternative electrical power systems are based on the familiar workhorse of the vehicle world - 12V accumulators. In yachting circles (especially in craft not equipped with auxiliary engines) the battery will often be charged by various professionally-made wind 'turbines'. Further 'back up', for the rare windless days at sea, can be provided by small solar panels. Although having a low output, they have the advantage that they can be left to 'trickle charge' the battery during the long periods when the craft is unattended.



Rob Mannion G3XFD

## Ecologically Friendly

Many radio amateurs and users other than yachtsmen, caravanners and campers have found a need for these simple and ecologically friendly systems. There are many remote locations in Britain where 'the mains' is not available and sometimes not wanted by the local inhabitants. They are perfectly able - unlike most of us - to live their lives without the aid of the local electricity board. For most radio enthusiasts, the only time an alternative power source is required is when we're on holiday, spending a day on the local 'Beacon Hill' or needing to work in an electricity-less garage.

Living in a remote corner of north-west Scotland made me very aware of the different methods of getting power to remote sites for drills and other portable equipment. Actually, because I find it difficult to use an ordinary wheel-brace, I've used a 12V d.c. battery-powered drill for many years. These cheap units, which you can get from any car-accessory shop, have an added advantage for anyone needing to work in confined spaces. By being much smaller they can 'reach the parts other drills can't' ...to borrow a phrase!

When you consider that most modern amateur radio equipment is designed for operation directly from 12V d.c., most of our problems are solved and the rest can be overcome by the innovative approach that abounds in the radio enthusiast.

So, why not go green this year, rig your self up with a stand-by power system consisting of a small (if you do make your own, don't forget to tell *PW* about it) windmill-driven generator and solar-panel cell system to 'float charge' your battery. You could do it in time for the *PW* QRP Contest! But, be warned, don't be tempted to operate without the battery or you could disappear in mid-QSO when the wind drops or clouds screen the sun. You could then suffer QSB of your own making!

73s DE G3XFD

# Receiving You...

Send your letters to the Editorial Offices in Poole, the address is on our contents page. Writer of the Star Letter each month will receive a voucher worth £10 to spend on items from our PCB or Book Services, or on PW back numbers, binders, reprints or computer program cassettes. And there's a £5 voucher for every other letter published.

Letters must be original, and not duplicated to any other magazines. We reserve the right to edit or shorten any letter. Brief letters may be filed via our Prestel Mailbox number 202671191. The views expressed in letters are not necessarily those of *Practical Wireless*.

## ★★★★★STAR LETTER★★★★★

**Dear Sir**

I must respond and take issue with Sandy Dick GM0IRZ's letter, published in *PW* May 1990.

I have been a very active c.w. operator on all h.f. bands for twenty years and I do enjoy the mode. So quite obviously I am biased in favour of c.w.

I do feel however, that the requirement to confirm your ability to receive and send Morse at a rate of approximately one character a second, should not deter radio enthusiasts from operating on the h.f. bands. I do not feel the ability to send and receive Morse at twelve words a minute (or thereabouts!) can be seriously considered as an imposition, neither does the ability confer elitism.

However, I am sure that serious radio enthusiasts should actually press for the maintenance of the Morse requirement nowadays more than ever. I say this because I'm sure that the average radio operator can build a very simple station for transmitting and receiving. The use of Morse is the only practical method of conveying intelligence on such simple equipment.

Following this line of thought, we must consider what justification ordinary members of the public can give to us holding a transmitting and receiving licence. Especially if we are just communicating on highly sophisticated equipment... which most would own up to as 'not daring to even take the covers off'.

I believe radio amateurs should not rock the Morse boat for the eventual possibility of the 'Establishment' reviewing the whole Radio Amateur situation. They could possibly decide that Amateur Radio today is nothing but a bunch of guys with outdated technical qualifications, using the r.f. spectrum for their own amazement and amusement like an extension to the telephone.

So please don't keep knocking the Morse requirement - it is some justification that Radio Amateurs are Radio AMATEURS and they are still capable of setting up very simple stations which work, are home-made, and can convey intelligent signals in a simple form which is understood globally.

**Bernard Whitford G3ZNF**

**Shepshed**

**Leicester**

**Dear Sir**

I am most impressed with the new format of *Practical Wireless*, which caters for all abilities. May I suggest that you put a page aside for small circuit ideas and hints accompanied also by a short description, of say 20 to 30 words? Each item published could be awarded a £5 voucher.

This would allow readers to publish ideas that they have found useful, and think that others might benefit from them.

**C. G. Baillie-Searle  
GD4EIP  
Foxdale  
Isle of Man**

Editor's reply: This has been done before in *PW*, but GD4EIP's idea is an interesting one. The major problem as we see it from the *PW* standpoint, is that very few (if any) of the suggestions will have been tested by ourselves. Other projects in the magazine will have been tried, tested and a prototype either built here, or sent to us by the author. (We endeavour to see the prototype and build our own) If readers are interested in an occasional page such as this (we'll publish it whenever space permits) they will no doubt let me know.

RM.

**Dear Sirs**

I suspect the main advocates of abolishing the Morse test are: The elitists who wish to have the bands to themselves, this end being achieved by a very stiff RAE type test. The packet crowd wanting the c.w. allocations and the can't-be-bothered lot who do not want to persevere.

**M. Charlton G0MDF  
Huthwaite  
Notts**

**Dear Sirs**

With much talk now regarding the potential demise of amateur radio, perhaps the following ideas may be worth airing....

The heyday of amateur radio was, I suspect, the time when we could all build a transmitter in our own shack for a few pounds and get it on the air with a signal that was indistinguishable from ready-built equipment costing a month's salary or more. This was say, thirty years or so ago when the modes most commonly used were c.w. and a.m.

Today an average

month's salary will still buy a reasonable h.f. rig and is in most ways far superior to those available in the 1950s. But for the home constructor to compete on the bands with today's black boxes at any cost - let alone a fraction of the price - is very much more difficult, unless of course you stick to c.w. or have a shack brimming with test gear!

Although a c.w. transmitter can be one of the easiest projects to build, its use doesn't necessarily instil enthusiasm in someone newly licensed for h.f.! But whether using solid

**Dear Sir**

I have just returned from a visit to India (again!) where I met James Kalassery VU2ARL, who runs a radio club in Cochin - The Society for the promotion of Amateur Radio, which I joined. They have considerable difficulty in obtaining technical books and magazines for teaching beginners and for more experienced Hams too. They would be most grateful if any of your readers who have redundant books, magazines, etc., would send them (by sea is cheaper) to:

The Hon Editor  
Zero-Beat  
PO Box 2437  
Kannanthanam Chambers  
Cochin 682 016  
INDIA

*Zero-Beat* is the half-monthly magazine of the Society (to which you can of course subscribe).

There are some 600-700 active amateurs in India out of about 5000 licences issued. The examinations are much like those in this country and the regulations are very obviously based on our own. I understand it is quite easy to obtain a reciprocal licence, but it is very time consuming. Two metres is popular and a start is being made with packet. Large towns have repeaters, but as yet none for 432MHz. I was made to feel extremely welcome, and can thoroughly recommend a visit.

**Peter Dolphin G3ELH  
Petersfield  
Hants**

It seems a good idea to help in this way, and I hope the Indian club receives as much help as was achieved by the recent appeal on behalf of radio amateurs in Eastern Europe. But please send any donation **direct** and not to the *PW* office! Editor.

# Receiving You...

state or valves, only a few extra components are needed for the world of phone to be opened up using the mode of amplitude modulation.

The kind of circuit in November 1989 *PW* (an experimental a.m. transmitter for 1.8MHz) is a fine example of what is needed in the amateur radio press. Why the RSGB hasn't given this mode more prominence for the Novice license I can't imagine! Using it on the crowded bands probably isn't a good idea, but a transmitter of a few watts on 160 metres (even

with only 30 feet of wire as an antenna) can be easily constructed with a range of a considerable number of miles - at least enough to take part in local a.m. nets. Ten metres is also an excellent place for a.m. As little as ten watts into a dipole will achieve very reasonable results during sunspot maxima, and this mode is becoming popular between 29 and 29.7MHz. Additionally, when the band is closed ten metres is ideal for local 'ragchewing', when only a few watts would suffice.

Is there enough inter-

est here to form a group to encourage the use of a.m., as is the case in the USA? I would be very interested to read others' views on this subject. Perhaps a rekindling of the true amateur radio spirit is not far off!

**I. L. Liston-Smith G4JQT**  
*Reading*

G3XFD's reply: Despite the chance of being told I'm old fashioned, I too miss good quality a.m. - especially on 28MHz and v.h.f. G1TEX and I have recently been talking about the

possibility of using simple a.m. rigs on 6 metres. We're both aware that there's a lot of room up there - and not much activity out of the contest and DX season. Twenty years ago, 4 metres was a joy to use with converted a.m. former p.m.r. equipment. Surely, there's no real reason why we can't use QRP a.m. rigs on both the lower v.h.f. bands? If anyone is interested in a revival of a.m., on 1.8, 28, 51 and 70MHz, we could soon give you suitable ideas for simple rigs!

RM

## Dear Sirs

Further to your editorial in the April issue on Amateur Radio in Eastern Europe, your readers may like to correspond with a Russian Radio Amateur. He is 25 years old, likes tourism, hard rock and classical music, detective stories and science fiction. His name is Andrew S. Maluta and his address:

PO Box 13  
424028  
Yoshkar-Ola  
USSR

I hope that you can print this information, good luck with the magazine.

**O. W. Williams G7CTM**  
*Biggleswade*

# Services

## Queries

We will always try to help readers having difficulties with a *Practical Wireless* project, but please note the following simple rules:

- 1: We cannot give advice on modifications to our designs, nor on commercial radio, TV or electronic equipment.
- 2: We cannot deal with technical queries over the telephone.
- 3: All letters asking for advice must be accompanied by a stamped, self-addressed envelope (or envelope plus IRCs for overseas readers).
- 4: Make sure you describe the query adequately.
- 5: Only one query per letter please.

## Back Numbers & Binders

Limited stocks of many issues of *PW* for the past years are available at £1.80 each including post and packing. Binders, each holding one volume of *PW*, are available price £3.50 each (£1 P&P for one, £2 for two or more). Send all orders to the Post Sales Department.

## Subscriptions

Subscriptions are available both for the UK and overseas. Please see current issues for the latest prices.

## Constructional Projects

Each constructional project is given a rating to guide readers as to its complexity.

**Beginner:** A project that can be tackled by a beginner who is able to

identify components and handle a soldering iron fairly competently.

**Intermediate:** A fair degree of experience in building electronic or radio projects is assumed, but only basic test equipment is needed to complete any tests and adjustments.

**Advanced:** A project likely to appeal to an experienced constructor and often requiring access to workshop facilities and test equipment for construction, testing and alignment. Definitely not recommended for a beginner to tackle on their own.

Components for our projects are usually available from advertisers. For more difficult items a source will be suggested in the article. Kits for many of our recent projects are available from CPL Electronics and FJP kits, both of who advertise in the magazine.

The printed circuit boards are available, mail order, from the Post Sales Department.

## Mail Order

All *PW* services are available Mail Order, either by post or using the 24hr Mail Order Hotline (0202) 665524. Payment should be by cheque (overseas orders must be drawn on a London Clearing Bank), Access, Mastercard or Visa please.

## Wireless Line

This is an information service for the radio enthusiast, updated each Friday. Calls cost 38p per minutes peak time and 25p per minute off-peak. The number to ring is: (0898) 654632.

# Newsdesk '90

## New from Yaesu

South Midlands Communications Ltd unveiled the new FT-650 multimode base/mobile station for 24, 28 and 50MHz operation at the National Amateur Radio Convention in Birmingham.

The Preliminary specification for this rig looks interesting:

**Receiving range:** 24.5 to 56MHz

**Transmitting range:** 24.5 to 25MHz, 28 to 29.7MHz & 50 to 54MHz

**Emission type:** l.s.b., u.s.b.(J3E), c.w. (A1A), a.m. (A3E) and f.m. (F3E)

**Tuning steps (selectable):** s.s.b., c.w. & a.m. - 10Hz, f.m. - 100Hz main dial; 2.5, 5, 10, 12.5, 20 & 25kHz (all mode) using mem/ch

**Voltage requirements:** 117, 220V a.c.  $\pm 10\%$  50/60Hz, 13.8V d.c.  $\pm 10\%$

**Dimensions:** 285 (w) x 110 (h) x 262mm (d)

**Weight (approx):** 7kg (d.c. type), 8kg (a.c. type)

**TX output:** s.s.b., c.w. & f.m. - 100W p.e.p./d.c. and a.m. - 25W carrier

**Modulation:** s.s.b. - balanced filtered carrier, a.m. - low level, f.m. - variable reactance

**Maximum f.m. deviation:**  $\pm 5$ kHz

**s.s.b. carrier suppression:** better than 40dB below peak output

**Unwanted sideband suppression:** better than 40dB below peak output

**Audio response:** less than -6dB from 400 to 2600Hz

**3rd order intermodulation distortion:** less than -31dB

**RX i.f.:** 13.69MHz, 455kHz, 8.215MHz

**Sensitivity (r.f. amp on):** s.s.b./c.w. - less than -12dB $\mu$  for 10dB S/N, a.m. - less than 0dB $\mu$  for 10dB S/N, f.m. - less than -10dB $\mu$  for 12dB SINAD

**Squelch sensitivity:** s.s.b., c.w., a.m. - less than -10dB $\mu$ ; f.m. - less than -15dB

**IF rejection:** better than 70dB

**Image rejection:** better than 60dB (24.5 to 28MHz), better than 70dB (50 to 56MHz)

**Selectivity (-6/-60dB):** s.s.b., c.w., a.m.-n - better than 2.4kHz/less than 4.5kHz; c.w.-n (optional) - better than 600Hz/less than 1.2kHz; a.m. better than 6kHz/less than 18kHz (-50dB); f.m. - better than 15kHz/less than 30kHz (-40dB); f.m.-n - better than 8kHz/less than 30kHz (-40dB)

**Notch filter rejection:** better than -40dB

For more details, contact:

**SMC Ltd. SM House, School Close, Chandlers Ford Industrial Estate, Eastleigh, Hants SO5 3BY Tel: (0703) 255111.**



## Samson Keys

Samson electronic keyers with integral paddles have been in production for over 24 years. They have a world-wide reputation for quality and reliability. They have been one of the most widely used keyers on ships and coast stations because being battery operated and having integral paddles they are completely portable and thus very convenient for Radio Officers to carry from ship to ship.

Of course, amateur radio is the main market for keyers, but because many of the new transceivers have electronic keying circuitry built into them, Samsons decided there would be an expanding market for a high quality twin-paddle key at a reasonable price. The result is the new ETM-SQ key.

The key assembly is mounted on a heavy plated steel base giving a total weight of slightly more than 700g. This means it doesn't slide about the operating desk in normal use. It is fully adjustable for both spring pressure and contacts gap. Steel point pivot and cup bearings result in extremely low friction giving a very light 'touch'. In addition, the steel bearing cups are adjustable to take up possible wear after a few years operation. The contacts are made of solid silver.

The price of the ETM-SQ Twin Paddle Key is £36 plus £2.70 post and packing (including full insurance).

**G5BM. Woodland View, Birches Lane, Newent, Glos. Tel: (0531) 820960.**

## Gale Warnings

We have all seen the images of havoc caused by the recent storms. Are you ready for the next gale, whenever that may be?

The Holtwood ground Anchor is a device which can provide a strong anchorage point in almost any location in a matter of a couple of minutes. The anchor comprises a hardened steel tube which is knocked into the ground with a hammer. Inside this tube are three steel rods which are then driven out into the ground, curling like a pig's tail as they take a firm grip of the subsoil. All that is left showing above the ground is the anchorage ring which is an integral part of the anchor.

**Holtwood Engineering Ltd. 11 Brassey Drive, Holtwood, Aylesford, Kent ME20 7QL. Tel: (0622) 710921.**

## Cordless Soldering

Black and Decker are adding a new Cordless Soldering Iron to their Minicraft range. The new Cordless Soldering Iron (MB650) is lightweight and has a built-in stand for ease of handling and extra convenience. Powered by a screw-in butane cartridge with simple ignition, the Cordless Soldering Iron enables the user to solder anywhere. The cartridges give a minimum of three hours continuous use.

The Cordless Soldering Iron, which comes complete with a ready-to-use butane cartridge and two soldering bits, is priced at £24.99 including VAT. It is available from most hobby and craft shops.



## RAE Courses

**Fareham:** The Fareham Morse Workshop at the Neville Lovett Community School starts on Monday September 24 from 7 - 9pm. Enquiries either to the school (0329) 823471 or with the tutor G3CCB on (0329) 288139.

# Competition Corner

## PRIZES...PRIZES...PRIZES

First prize winner can choose either a one year *PW* subscription or £20 in vouchers for the book service.

The two runners-up can choose from either a six month *PW* subscription or £10 in book vouchers.



Circle the 12 differences, fill in the form below and send your entry to PW Publishing Ltd., June 1990 Spot The Difference Competition, Enefco House, The Quay, Poole, Dorset BH15 1PP. Closing Date 14 June 1990. The Editor's decision on the winner is final, no correspondence will be entered into.

Name .....

Address .....

.....

Postcode .....

- Subscription  
 Vouchers (please specify)

## Cash in all Rally Season long with Practical Wireless


Cut out this coupon and bring it with you to any of the rallies that *Practical Wireless* is attending and you can save 5% on goods bought from our stand. If you collect the coupon from two separate months of *Practical Wireless* you can save 10% on goods purchased from *Practical Wireless* at the rally.

If you don't want to cut up your magazine, bring the whole issue along and we will validate the coupon without removing it from your magazine.

Offer limited to a total of two coupons per transaction

### PW DISCOUNT VOUCHER 1 MAY 1990

# Newsdesk '90



## Radiation Screening

An extensive range of pre-formed and general purpose materials for efficient screening against radiated interference is now available from Anglia Microwaves Ltd.

The material provides both electrostatic shielding and a weather-proof seal and gives a complete solution to securing access panels in sensitive equipment. Both self-adhesive strips and ready-made gaskets can be supplied to customer's specifications.

As with the other materials, there is a choice of either a knitted mesh or a resilient cored

mesh strip. The elastomer may be fitted with a self-adhesive backing for simple bonding to metal surfaces. There is a choice of silicone and neoprene elastomers, the former being preferred for longer lifetimes (10 years) and for a wide temperature range (-50 to +260°C). The knitted mesh may be manufactured from monel, tin-plated copper-clad steel, aluminium or stainless steel.

**Anglia Microwaves Ltd.**

**Radford Business Centre,**

**Radford Way,**

**Billericay,**

**Essex CM12 0BZ.**

**Tel: (0277) 630000**

## Low Profile Microswitches

ITW Switches has developed a new, low profile microswitch called the Series 45, which is half the thickness of the Series 20 that it is designed to replace. Originally produced for use in the new generations of slim telephones, the Series 45 has many other uses such as instrumentation, security equipment, lift controls, high current keypads and similar applications where its low profile of only 9.2mm gives designers more scope to be creative in product styling and construction.

The Series 45 is available in either a single- or double-pole version with a range of operating forces. The snap-action switch mechanism has silver contacts rated at 2A at mains voltages. A wide selection of different operating forces are available and there is a choice of auxiliary actuators available as standard such as 18mm straight lever and roller lever.

**ITW Switches, Norway Road,  
Portsmouth, Hants PO3 5HT. Tel: (0705) 694971.**

## Special Event Stations

**GB2SEM:** On May 19 and 20, this station will be running from the Old Power Station, Bargates, Christchurch, Dorset. Running on h.f. and v.h.f. bands. Colour QSL cards via the bureau or direct from G6DUN, QTHR on receipt of an s.a.e. The Old Power Station will be open to the public from 10am to 4pm both days with talk-in on S22. Also on show will be the Journeaux Vintage Wireless collection.

**ON4WAR:** May 19. The radio club of Binche (Belgium) will pay tribute to all radio operators who, during World War II, have operated at the hazard of their life. They will be on the 7MHz band, alternately 'phone and c.w. all day. A special QSL card will be sent to each correspondent. **Radio club de Binche (Belgium), Hotel de Ville de et á, B-7130 Binche, Belgium.**

**GB2RBC:** A return visit to Balmoral Castle by Royal permission will mean this station is on the air over the weekend of June 9/10. **Paddy GM3MTH, PO Box 59, Hamilton, Lanarkshire ML3 6QB.**

**GB2SSD, GB2OBD, EI7M & EI2WW:** Are all on the air May 12/13 for the Heritage of Whisky Four Distillery Event. The locations will be, Scotland's smallest distillery, Pitlochry, Perthshire; the Old Bushmills Distillery, Bushmills, Co. Antrim, Midleton Distillery, Midleton, Co. Cork & John Jamieson's Distillery, Dublin respectively. A certificate is available for overseas stations if they work any two of the stations or for the UK if they work any three. Annotation is available for working all four stations (the cost for the certificate is 50p, 1 dollar or equivalent). **Robbie GM4UQG, PO Box 59, Hamilton, Lanarkshire ML3 6QB.**

**GB2STB:** This station will be on the air on the final day of Beith Civic Week, Ayrshire, that's June 16. **Paddy GM3MTH, PO Box 59, Hamilton, Lanarkshire ML3 6QB.**

**GB2NTS:** This station will be on the air over the week July 15-22 for the Castle Country Four Castles Event. The castles will be Grampian Region Drum Castle, Castle Fraser, Craigievar Castle and Leith Hall. A certificate is available for overseas stations if they work any two of the stations or for the UK if they work any three. Annotation is available for working all four stations (the cost for the certificate is 50p, 1 dollar or equivalent). **Robbie GM4UQG, PO Box 59, Hamilton, Lanarkshire ML3 6QB.**

**GB70SIG:** To celebrate the 70th Anniversary of the formation of the Royal Corps of Signals, the Scarborough Special Events Group, with members from RSARS, RNARS and RAFARS propose to run a special event station from the Royal Signals Training Centre, Burniston Barracks, Scarborough during the period June 10 to July 7.

Operation will be around 3.725 and 7.055MHz on the h.f. bands, plus 144MHz s.s.b. operation and f.m., in addition to activity on the RSARS nets. Special QSL cards will be available and further details can be obtained from: **Roy Clayton G4SSH, QTHR.**

**GB5SN:** This station will be operating from the summit of Snowdon on either June 1 or 2, weather conditions permitting. The operators, G3XWH, G3YHC and G4KCR will be using a Mizuho 7MHz 2W hand-held transceiver into an end-fed Zepp antenna, all supplied by Waters and Stanton. This group of Harrogate Radio Amateurs operated GB5BN from the summit of Ben Nevis on June 1 last year in arctic conditions!

**GB8FC:** This station will be on the air from the Science Museum, Wroughton on May 13.

**GB8FC:** This time the station will be operated from RAF Cranwell from May 18 to 21.

**GB2RAF:** The station will be operating from RAF Henlow on June 2.

**GB8FC:** Now it's the turn of the Science Museum, Wroughton on June 3.

**GB4RAF:** This station will be operating on June 10 from RAF Cosford.

**GB0RAF:** From June 16 to 21 this station will be on the air from RAF Coningsby.

**SPECIALISTS IN DRESSLER  
ACTIVE RECEIVE ANTENNAS**

**NEW ARA 1500**

50-1500MHz

'N' Type Connection

Gain 11.5dB

Noise 3.0dB

Intercept point  
3rd Ord  
+ 21dbm

**£159.00**

Now with fully  
turnable  
interface.



**ARA 30 ACTIVE ANTENNA**  
50kHz...40MHz with LIMITED  
PERFORMANCE UP TO 100MHz

Professional electronic circuitry with very wide dynamic range. Meets professional demands both in electronics and mechanical ruggedness. 1.2m long glass fibre rod. Circuit is built into waterproof 2.5mm thick aluminium tube. Ideal for commercial and swi-receiving systems. £129. See Review in August 1985 issue p.35

**£139**

Both antennas come complete with 7 metres of cable, interface, power supply and brackets. Dressler preamps available.



Also a wide range of masthead pre-amps available for most V.H.F. and U.H.F. frequencies, including scanner pre-amps from £89.

**Dressler**  
COMMUNICATIONS LTD.

191 FRANCIS ROAD  
LEYTON · E10 6NQ · LONDON

TELEX 8953609 LEXTON G

PHONE 081-558 0854 081-556 1415

FAX 081-558 1298

24hr Hotline ansaphone No: 081-558 085

OPEN MON - SAT 9AM - 5.30PM

INTEREST FREE HP FACILITIES AVAILABLE

PROMPT MAIL ORDER


ON MANY ITEMS



Prices correct at time of going to press. Please phone for latest quote.

Or contact your local agent anytime on the following numbers:  
Stewart (Bromley, Kent) 081-466 5199, 0860 634626. Terry (Egglestone, Beds.) 0767 316431.

**KENWOOD**



**NEW TS950  
H.F. TRANSCEIVER  
EP.O.A.**

Kenwood R5000 + ARA 30 ..... £999  
Kenwood R5000 ..... £799  
VC20 Converter ..... £180  
TS960 HF + 6 Mtr. inc. Microphone ..... £895  
TS440 inc. Auto ATU inc. Microphone ..... £1,150  
TS940 inc. Auto ATU ..... £2,000  
TS700 2/70 + SAT ..... P.O.A.  
TM701 Dual Band ..... £479  
TM231 2m TX/RX ..... P.O.A.  
NEW TM 731 New Mobile Dual Band ..... £995  
TH 75 New 2/70 Dual band ..... P.O.A.

**ICOM**



**IC781  
H.F. TRANSCEIVER  
EP.O.A.**


All ICOM stocked including accessories

IC 2SE IC 3210 IC R1  
IC 2 IC 228 IC R100  
IC 4SE IC 765 IC R72  
IC 4 IC 781 IC 970  
IC 24ET IC 901

IC32 Special Price ..... £ 349.00  
IC765 Special Price ..... £249.00  
IC3210 Special Price ..... £ 449.00  
IC2SET Special Price ..... £ 259.00

**SCANNERS**

AOR 2515 5MHz-1500MHz ..... £575  
AOR 2002 25-500-900/1300 ..... £489  
HP100 FAIRMATE 17-600 800-1300 ..... P.O.A.  
GRUNDIG SATELLITE 500 ..... £299



**STANDARD  
AX700  
PANADAPTOR Deluxe  
£575.00**



**FRG 9600  
50 - 950 MHz  
£500.00**

**YAESU**



**FRG  
8800**

**HF RECEIVER  
£585.00**

**VHF CONVERTER £100.00**



**NEW  
FT1000  
H.F. TRANSCEIVER  
EP.O.A.**

FT790 MkII FT290 MkII ..... £1088  
FT736 FT736 ..... £399  
FRG9600 £475 FT747GX ..... £375  
FRG9600M £500 FT757 MkII ..... £875  
FRG8800 £585 FT23 411, 4700, 767, 736  
FRV8800 ..... £100 + All Yaesu available

**STANDARD**

WE ARE [STANDARD] AUTHORISED DEALER

C500 DUAL BAND ..... £335  
C150 2 MTR ..... £230  
C528 DUAL BAND ..... £379  
C5200 DUAL BAND MOBILE, IOW ..... £400

**SONY**

**SONY ICF 2001D**

76-108MHz  
116-136 AIRBAND  
153MHz-29.995MHz  
FM - AM - SSB 32 MEMORIES  
INC PSU, CARRY STRAP  
& EARPHONE

**£299**



Sony ICF 7600DS FMA/MSSB ..... £159  
Sony SW1 150-30M CIS + FM Stereo ..... £249  
Sony Pro 80-150MHz-108MHz, 115MHz-22MHz, AM-FM-SSB ..... £299  
Sony Air 7 ..... £229  
Sony ANT Active Antenna ..... £55  
Sony Accessories Available

**SONY ICF 7600DS**

76-108MHz  
76-108MHz  
153MHz-29.995MHz  
Complete with case, mains power supply, earphone and frequency list.

**£319**



**SPECIAL OFFERS**

**IC-R9000**

INCLUDING  
ARA 30 +  
ARA 1500(N)  
£3,995



**IC-R7000**

INCLUDING  
ARA 1500(N)  
£999



**IC-R71**

INCLUDING  
ARA 30  
£855



**KENWOOD R5000**

INCLUDING  
ARA 30  
£999








# PW Peanut Transceiver

## Construction

Gus Montgomery GM0ATI and Bill Holt G7DHM designed the PW 'Peanut' - a transceiver with surprising capabilities.



Over the last few decades in the post-valve era there has been a continued trend away from building radio equipment and a shift towards using expensive commercially manufactured 'black boxes'. Many of which cost more than the price of a good second-hand car.

Although most people do not know much about amateur radio it is generally thought to be an expensive hobby, most likely because of the perceived price of the equipment. Recently in *PW* there has been a move towards putting the d.i.y. back into amateur radio.

This project is the result of deciding to have a shot at designing a 3.5MHz c.w. transceiver with the main objectives being....

a: It should be as simple and therefore as inexpensive as we could possibly achieve.

b: The component list should contain no obscure parts (e.g no strange Venezuelan imperial thread toroids, etc.)

c: The builder can purchase ALL the necessary bits from the local electronics shop, and is able to 'get stuck into' the construction rapidly.

The result was the Peanut transmitter shown in the diagram Fig. 1.2 which was built for the enormous expenditure of £2.76. On connecting to an antenna the signal was heard at 599, two miles away across Leeds. A modest start, but a phone call to an Edinburgh station resulted in the same report from that location five minutes later.

### The Receiver

Encouraged by this start, we attacked the design of the receive side ending up with the circuit shown in Fig. 1.3. The approach is along the lines of the 'optimist', a design used as a very simple QRP rig.

The previous design utilised a diode as mixer with limitations of being 'a little bit deaf'. Our latter-day approach uses an f.e.t. mixer, TR2 in Fig.

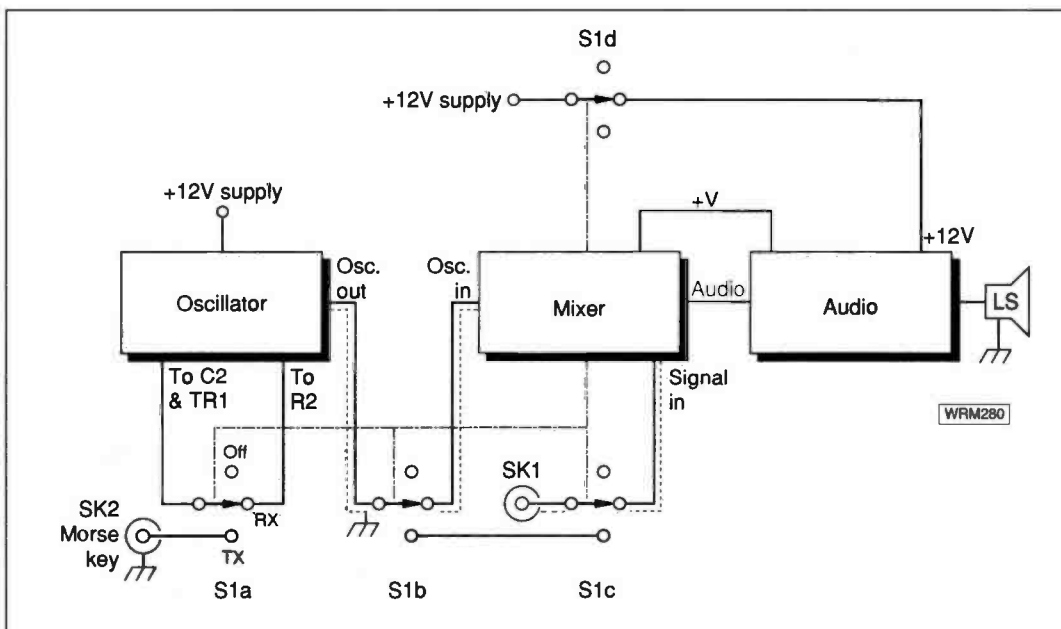
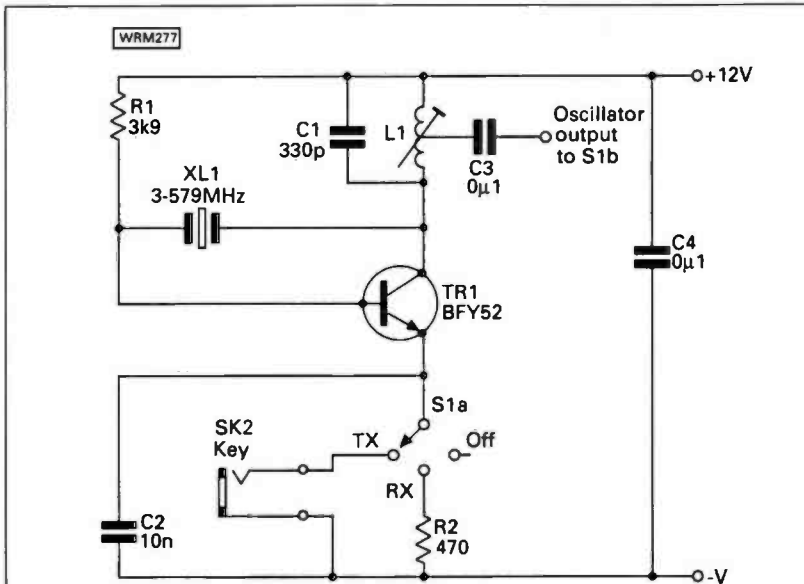
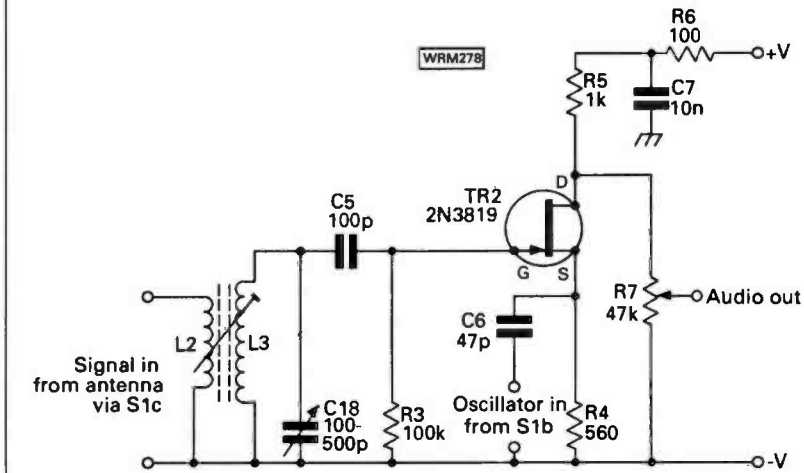



Fig. 1.1: This is the block diagram of the PW Peanut in all its simplicity



**Fig. 1.2: Circuit diagram of the oscillator that is both power output on transmit and local oscillator on receive**



**Fig. 1.3: The mixer consists of a single f.e.t. (TR2) the local oscillator is 'injected' into the source of TR2**



1.3. Several circuits were designed and tested but were not as simple or as effective as the version shown here. To boost the overall audio level, a simple audio amplifier (Fig. 1.4) was constructed from a BC108 (TR3) and a cheap low power amplifier (IC1). This provides adequate output for either 'phones' or a loud speaker.

By rescuing bits and pieces from defunct radios the completed prototype has still to exceed a gross budget expenditure of £5.00. An aluminium box was purchased to house the unit, that did take it marginally over that limit.

Eager to carry out further tests the unit was quickly assembled and within the hour we had log entries from Belgium, Denmark and France, with stations in Russia, Poland and Norway being clearly heard on the band.

The enjoyment of making these contacts was only exceeded by the sheer satisfaction of having built the station. As many a QRP operator will agree, to construct as well as use your own equipment is a most rewarding experience. It is most certainly in the original spirit of experimentation associated with amateur radio.

### Circuit Description

The circuit conveniently falls into three sections as outlined in the block diagram Fig. 1.1. The oscillator board (Fig. 1.2), the mixer board (Fig. 1.3) and the audio board (Fig. 1.4). The oscillator is crystal controlled, with L1 and C1 forming the tuned collector load for TR1. Inductor L1 consists of 50 turns, is tapped 20 turns from the collector of TR1, to provide impedance matching for the antenna circuit.

Key clicks are suppressed adequately, by the inclusion of capacitor C2 across the keying contacts. The output power available from the oscillator is in the order of 1W of r.f. when the emitter of TR1 is taken to the negative line. On receive resistor R2 allows the oscillator to run, but at a very much reduced power.

The addition of a mixer board and audio board completes the receive side of the transceiver. The mixer shown in Fig. 1.3, is of the direct conversion type. The antenna input, tuned by L3 and C18, is fed to the gate of the mixer f.e.t. TR2. The reduced output from the oscillator is fed via C6 to the source of the same f.e.t.

The resulting audio frequencies appear at the collector of TR2 and across R7 (the audio level control). The audio circuit consists simply of a pre-amplifier (TR3) followed by the power amplifier IC1 (an LM380).

An unusual volume control (R11) has been included in the circuit. This is connected between the inverting and the non-inverting inputs of the integrated power amplifier. Output may be either to headphones or an 8-16Ω loudspeaker.

The simplicity of the whole station is shown in the switching diagram Fig. 1.1, where it may be seen to revolve around a single three pole four-way switch.

...Continued on page 27

**HOW MUCH ?**  
**£ 8.00**

**HOW DIFFICULT**  
**Intermediate**

# NEVADA introduce the world's **FIRST**

## 1000 CHANNEL PROGRAMMABLE SCANNER

the

## Fairmate HP100E

*packed full of the latest features*

- 8 - 600MHz and 830 - 1300MHz frequency coverage
- An incredible 1000 channel memory capacity
- 10 independent search bands
- A fast 40 channel per second search speed
- User-selectable search steps from 5KHz to 995KHz
- Modes - AM, FM and new Wideband FM for commercial reception
- Selectable 10dB attenuator
- Keypad and rotary tune controls

Each Fairmate 100E comes complete with:

- Full set of high capacity Ni-Cads
- Two antennas (one VHF, one UHF)
- Carry case
- Shoulder strap
- Belt clip
- DC cable
- Earpiece for private listening

All this for  
**£249**



Send £2  
for our latest Catalogue  
packed full of information  
on Scanners, Amateur & CB Radio

**FAIRMATE HP100E MARK 2  
NEW VERSION NOW AVAILABLE  
WITH EXTENDED FREQUENCY RANGE**

use your credit card for same day despatch  
**HOTLINE: 0705 662145** FAX: 0705 690626

**NEVADA**  
COMMUNICATIONS

NEVADA COMMUNICATIONS 189 LONDON ROAD NORTH END PORTSMOUTH PO2 9AE

# ICOM

## Count on us!

# IC-725 Budget HF



- General Coverage Receiver
- 105dB Dynamic Range
- 100W Output
- DDS System
- 26 Memories
- Scanning
- CI-V Computer Control
- Semi Break-in

The new ICOM IC-725 budget H.F. has been produced due to the demand for a simple, high specification transceiver. Despite the limited features, compared to more expensive equipment this set retains a superior level of technical performance necessary to operate on the H.F. bands today.

Additional features include Noise Blanker, Pre-amp, Attenuator, AGC and RIT. The DDS System (Direct Digital Synthesizer) ensures fast Tx/Rx switching times, ideal for Data Communications. An A.T.U. controller is built

into the IC-725 for use with the AH-3 H.F. Automatic Antenna Tuner for mobile or base station operation.

Accessory options available are the PS-55 20A P.S.U., AH-3 Auto Antenna Tuner, UI-7 AM Tx. FM Tx/Rx Unit, FL-100 500Hz CW Filter, FL-101 250Hz CW Narrow Filter and SP-7 External Loudspeaker.

For more information on the IC-725 budget H.F. and other ICOM amateur equipment contact your nearest authorised ICOM dealer or phone us direct.

### Icom (UK) Ltd.

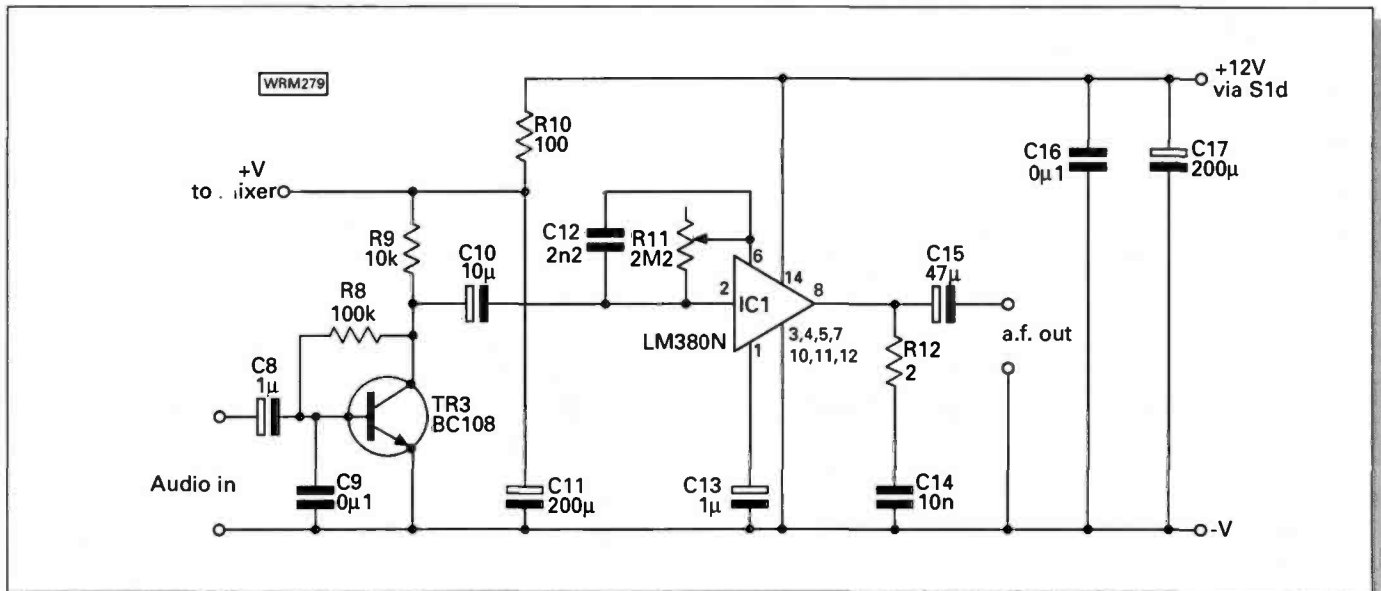
Dept PW, Sea Street, Herne Bay, Kent CT6 8LD. Tel: 0227 363859. 24 Hour.

**Helpline:** Telephone us free-of-charge on 0800 521145. Mon-Fri 09.00-13.00 and 14.00-17.30. This service is strictly for obtaining information about or ordering Icom equipment. We regret this cannot be used by dealers or for repair enquiries and parts orders. thank you.

**Datapost:** Despatch on same day whenever possible.

**Access & Barclaycard:** Telephone orders taken by our mail order dept, instant credit & interest-free H.P.





**Fig. 1.4: The audio board utilising a single pre-amp (TR3) and the familiar LM380N IC for audio output.**

### Shopping List

#### Resistors

5% 0.4W Carbon film

2Ω	1	R12
100Ω	2	R6, 10
470Ω	1	R2
560Ω	1	R4
1kΩ	1	R5
3.9kΩ	1	R1
10kΩ	1	R9
100kΩ	2	R3, 8

#### Rotary Preset (horizontal mounting)

47kΩ	1	R7
------	---	----

#### Potentiometer (panel mounting)

2.2MΩ	1	R11
-------	---	-----

#### Capacitors

##### Ceramic

47pF	1	C6
330pF	1	C1
100pF	1	C5
2.2nF	1	C12
10nF	3	C2, 7, 14
0.1µF	4	C3, 4, 9, 16

##### Electrolytic 16V working

1µF	2	C8, 13
10µF	1	C10
47µF	1	C15
200µF	2	C11, 17

##### Compression Trimmer

500pF	1	C18
Maplin part No.WL73Q (Trimmer 500pF)		

##### Coil Data

L1	50 turns of 0.25mm (32 s.w.g.) enamelled copper wire, tapped at 30 turns (20 turns from collector of TR1)
L3	80 turns of 0.25mm (32 s.w.g.) enamelled copper wire.
L2	5 turns of 0.25mm (32 s.w.g.) enamelled wire, wound over 'earthy' end of L3

Coils L1 and L2/3 are wound on a 4.8mm coil formers (Maplin order No. LB22Y) with a ferrite tuning slug (Maplin order No. LB41U). Both coils are fitted with the bases (Maplin order No LB44X)

#### Crystal

3.579MHz  
This is a semi-standard colour crystal suitable for the American TV colour system and is available from a variety of suppliers in this country (Circuit, Gollege, Maplin, etc.)

#### Semiconductors

BC108	1	TR3
BFY52	1	TR1
2N3819	1	TR2

#### Integrated Circuits

LM380N	1	IC1
--------	---	-----

#### Miscellaneous

Three pieces of Veroboard (0.1in), a suitable box to house the project, 4-pole 3-way switch, phono plugs and sockets (for the key and antenna), 3.5mm plug and socket for the loudspeaker (or headphones), interconnecting wire, both single core and miniature coaxial, nuts, screws, washes and spacers to suit.

Circuit, Park Lane, Broxbourne, Herts EN10 7NQ

Gollege Electronics, Merriott, Somerset TA16 5NS

Maplin Electronics, PO Box 3, Rayleigh, Essex SS6 8LR

**PART 2 NEXT MONTH SHOWS YOU HOW TO BUILD THE VARIOUS PARTS AND ASSEMBLE THEM INTO A WORKING ORP STATION.**

# ARE

COMMUNICATIONS  
THE SHOP WITH THE SMILE

NOW  
AVAILABLE FROM  
**A.R.E. COMMUNICATIONS**

KENWOOD TS140S HF TRANSCEIVER  
USUAL LIST PRICE £862

**OUR PRICE £699** OR £23.49  
PER MONTH  
FOR  
48 MONTHS



**KENWOOD TS140S**

WE HAVE BEEN FORTUNATE  
IN PURCHASING A LARGE QUANTITY  
OF YAESU FT 747GX TRANSCEIVERS  
DIRECT FROM OUR AGENT IN JAPAN  
AND WE ARE PLEASED TO BE ABLE TO  
OFFER THESE AT THE AMAZING PRICE OF

**£499 INC VAT.**

CW & AM FILTERS ARE AVAILABLE AT £35 EACH



AVAILABLE WITH NO DEPOSIT AND  
**48 MONTHS TO PAY — £16.76 PER MONTH**  
SUBJECT TO STATUS APR 29%

THE FT747 HF TRANSCEIVER SSB/CW/AM (AND OPTIONAL FM)  
100 WATTS PEP OUTPUT ON ALL HF BANDS AND GENERAL  
COVERAGE ON RECEIVE 100kHz-30MHz, DUAL VFO 20  
MEMORIES. ALTOGETHER A SUPER ECONOMICAL HF  
TRANSCEIVER.

Opening Hours Monday-Friday 9.30 to 5.30  
NOW OPEN SATURDAY MORNINGS 10.00-1pm

ARE Communications Limited, 6 Royal Parade,  
Hanger Lane, Ealing, London W5A 1ET, England  
Tel: 01-997 4476 Fax: 01-991 2565



## The New Circuit Summer Catalogue

- 100s new products
- £10 worth discount vouchers
- Latest books
- Low cost multimeters
- 184 pages
- Only £1.60 available from larger newsagents or directly from Circuit



**Circuit Distribution Ltd.**  
Park Lane, Broxbourne, Herts EN10 7NQ  
Telephone (0992) 444111

**OUT NOW! OUT NOW! OUT NOW!**

# Radio Personality

Feature

It's difficult to forecast where you're going to live and work when you've chosen a very specialist career, but Anglia Television weatherman Jim Bacon G3YLA was lucky. He's returned to Norfolk, and the outlook's good for his family and hobbies. Jim took up amateur radio when his twin brother, Richard G3WRJ, was studying for his RAE. When he got his call, the new G3YLA was already heading for a career in meteorology, having taken the conscious decision of keeping hobby and work apart.

During the early 1970s amateur radio activities lessened while Jim worked at the Met. Office Headquarters in Bracknell and studied Meteorology at Reading University. He was posted to the London Weather Centre in the late 70s. It was there that Jim had his first taste of professional broadcasting. The years of 'chatting' on the amateur bands did help. Although he found the short, two and a half minute, television broadcast 'overs' a bit difficult at first!

After a spell on nationwide BBC TV as part of a regular weather forecasting team, Jim headed back to Norfolk to join Anglia Television in 1986. As one of the major Independent Television contractors, Anglia TV's weather service plays an important role in regional forecasting. Because of this, Jim and his two colleagues have a busy working schedule. Their day starts at 0730 with overnight charts analysis for the first broadcast at 1000. The chart analysis, followed by computer graphics preparation and the broadcast, sets the pattern for the lunchtime 1325 and main evening bulletin at 1825.

## Home-Brew Equipment

Jim counts himself fortunate in starting amateur radio in the era of home-brewing the first rig. "My first rig was a design by G3OGR from *Short Wave Magazine*, using a 6BW6 in the p.a. stage giving about 10 watts output. The antenna was a 66 foot 'short wire'. We had quite a net in those days." Jim went on to say "there was nothing to equal the thrill of your first contact using home-brew equipment. Standards had to be met in West Norfolk. Amplitude modulation audio quality demanded that birds in your garden, and even the stirring of a cup of tea in the shack had to be clearly heard!"

As you might expect with a 'weatherman', Jim developed an interest in propagation. It started with



Somewhat less formal transmission.



Our thanks to Anglia Television for both photographs on this page.

the study of 'tropo' and that drew his attention to Sporadic-E and v.h.f. Eventually he became 'hooked' on this fascinating aspect of amateur radio and it's now one of G3YLA's principal activities. Taking the opportunity provided by the interview, Jim reminds us that amateur propagation studies have been invaluable to both enthusiasts and professionals alike.

A member of the Royal Meteorological Society, Jim is also active in supporting the RSGB, and firmly believes in a strong national society. He is the Programme Secretary for the thriving Norfolk Amateur Radio Club and supports the G-QRP Club, RIG and FISTS and enjoys reading *Practical Wireless* and *DUBUS*, the latter publication being very useful for propagation reports on v.h.f.

## Projects And Plants

Activity from G3YLA nowadays is mainly centred on c.w. and 144MHz using a home-brew synthesised rig. He'd like more time to build, but with three half-built ideas on the shelves there's plenty to do. The next job is likely to be a home-brew c.w. transceiver - when he has completed yet another unfinished project. This task will be the placing of temperature probes into the garden soil and compost heap, to enable the shack computer to evaluate the data.

Louise, Jim's wife, has yet to be converted to amateur radio but her brother is now G4JGL! Their children (they're twins of course!), four and a half year-old Richard and Holly, have already shown interest but are discouraged from trying c.w. after jamming dad's keyer paddle.


A hectic social calendar that includes talks and visits to radio clubs around the UK, doesn't leave much time, but Jim enjoys his garden. He rounds off the busy Bacon life by providing the family with vegetables grown the 'organic' way. Mind you... he points out that 'organic' is really a euphemism for much more digging! PW

*Anglia TV Weatherman Jim Bacon G3YLA in front of a blank screen, which appears as his weather chart with the aid of chroma-key technology.*

# WORLD WAR TWO ENGLISH, GERMAN, AMERICAN & JAPANESE SPY & SURVEILLANCE EQUIPMENT, EARLY WIRELESS & PRE-WAR TV SETS WANTED


SOME EXAMPLES OF TYPES AND PRICES PAID

MARCONI MULTIPLE TUNER




£3,000

MARCONI MAGNETIC DETECTOR



£3,000

MARCONI VALVE RECEIVER



£3,000

W.W.I. TRENCH RECEIVER



£800

GEC° PHONE 2 VALVE




£400

ERICSSON 4 VALVE




£800

MARCONI V3



£600

PYE 3 VALVE



£600

GEC° PHONE CRYSTAL SET



£100

EKCO



£150

PHILIPS




£200

EKCO




£250

HMV MARCONI TELEVISION




£500

BAIRD TELEVISOR



£2,500

S.O.E. SPY SET



£500

**ALL EARLY WIRELESS/TELEVISION SETS WANTED, ALSO HORN  
GRAMOPHONES/PHONOGRAPHS. MR. YATES, THE HEWARTHS, SANDIACRE,  
NOTTM. NG10 5NQ. TEL. 0602 393139 OR 0860 362655 ANYTIME.**



# CB CORNER



*Rick Maybury ponders the state of Citizens' Band Radio in the United Kingdom. How did the ideals of free access to radio for the non-technical fare in the 1980s and what promise does it hold for the future?*

There was a time, back in the mid 1980s when I was ready to concede defeat. Several thousand very determined people had lobbied, protested and petitioned the Government to get an archaic law changed. Against all the odds, and much to everyone's surprise, they succeeded. The net result was that Joe Public at last enjoyed the same basic rights of 'free speech' as people in many other countries, and could talk with their fellows using cheap, low powered two-way radios.

It wasn't precisely the system that the die-hard a.m. devotees wanted. Still, despite the grumbles and complaints, CB 27/81 wasn't half bad. Inexpensive and for the most part, well-built equipment soon became available. The fears that the range and usability of the f.m. system would be limited by technical shortcomings of the specifications were soon dispelled.

In the event, range and usability were limited by different, but not wholly unexpected, factors. The problem was that a small but vociferous minority took it upon themselves to spoil it for

everyone else. Some days all 40 channels would be rendered unusable by foul-mouthed individuals, many of whom seemed convinced that they sounded more interesting through a reverberation unit. Worst, were the dangerous fools who persisted in using ridiculously high-powered, and frequently badly designed or aligned linear amplifiers or 'burners'. They were the most destructive element and came close to wrecking the service for ever. They were responsible for wiping out huge chunks of the band and alienating everyone from air-traffic controllers to TV viewers.

Now it has to be said that for obvious reasons that these problems were most noticeable in cities and large towns. Still, London is where I live and work, and the lack of anyone sensible to talk with meant that my interest waned in direct proportion to the number of 'bucket-mouths' and 'burners' abusing the system.

After spending some time living in East Anglia, my faith was eventually restored about three years ago. There, the flat terrain, coupled with a small and

widely-dispersed population meant that CB really stood a chance; centre-loaded antennas on tractors and home-base masts on nearby farmhouses showed that not only was CB alive and well but was doing a worthwhile job! The service was, and I believe still is, used by some cab firms in the area as well as by delivery drivers, truckers, emergency-monitoring teams and of course for leisure and pleasure purposes.

## **Widespread Pattern**

This pattern of use extends across the whole country, but there have been changes in the last couple of years. The reduction in misuse has been widespread, and in some places has been dramatic. Perhaps the idiots became bored talking to each other - their conversations, when intelligible, were hardly inspiring. Maybe additional channel allocations in 1987 diluted their influence. It could just be that they have all bought themselves cellular telephones. Whatever the reasons, CB has again become a usable communications facility, even in densely-populated areas. So,

what does this portend for the future?

It probably won't mean a sudden upsurge in interest amongst commercial users, which is probably just as well as there is limited channel space. The on-going limitations of range and lack of privacy haven't changed either, but it does mean that those who want to use the service for legitimate purposes can do so again.

## **Leisure Pursuits**

In particular there are the growing number of leisure pursuits where CB has a real role to play. Boating springs immediately to mind as marine radio equipment is expensive. Specialised marine radio is often inappropriate for small craft or vessels used exclusively on inland waterways. CB is the ideal alternative. Walkers and climbers go missing, or get lost with monotonous regularity - portable CB rigs take up little space and could be real life savers in an emergency.

Motor-sports enthusiasts have long recognised the need for efficient two-way communications. A growing number of rally, stock and formula racing teams now rely on CB systems to provide a link between the driver and the pits. Marshalls at outdoor events, fete organisers and rallies, all use CB and the list goes on - but the common thread is the need for cheap and simple two-way voice communications. The dark days of CB are now behind us, the future looks promising - let's hope it stays that way.

# GAREX ELECTRONICS

## WEATHER SATELLITE EQUIPMENT

### ATARI ANIMATED SYSTEM

Automatic frame capture and animation from Meteosat, also still pictures from NOAA & other VHF satellites. Complete system from antenna to colour monitor, including Atari ST1040 computer & software £1695.00  
Atari interface unit + software only £458.85  
COMMODORE AMIGA Interface + software for animation & superb high resolution pictures (600 pixels x 400 lines) £458.85  
PCSAT+ for IBM & clones, expandable system from XT+CGA up to 388+VGA. Interface and standard software £458.85  
Upgrade software for Animation, NOAA, VGA & Paint available.  
Complete system: Meteosat antenna, preamp, receiver/interface, software & cables (state which computer) £688.85

### COMPACT FRAME STORE SYSTEM

The basic METEOSAT system, no complications, no computer, just a plug in and go package that can be up and running in 10 minutes. Antenna through to 12" mono monitor: £995.95

### SATELLITE SEPARATES

Meteosat Receiver antenna input, 2 watt audio output £270.25  
Meteosat Preamp 15dB gain 0.6dB NF GaAs FET £109.25  
NOAA 5 channel VHF Receiver POA  
NOAA BASIC Turnstile Antenna £34.95  
NOAA BASIC Preamp 3 pole filter, boxed, 14dB gain £24.95

### GAREX VHF RECEIVERS

A simple but versatile design capable of covering spot frequencies in the range 25-200MHz; sensitive double superhet with choice of IF bandwidths from "W-SAT" to "12.5kHz" PMR. Single channel xtal controlled with multi-channel options. (Prices from £49.95)  
Mains power supply module 12v regulated 250mA £15.50

### GAREX VHF PREAMPLIFIERS

Miniature General Purpose only 34x9x15mm, any frequency in range 40-200MHz, up to 25dB gain  
Stock versions: 8m, 4m, 2m & 137MHz (W-SAT) £11.45  
Airband 118-136MHz (reduced gain) £11.45  
Other frequencies in the range 40-200MHz to order £13.75  
High Performance 2 metre Preamp  
3 band-pass stages, 16dB gain, 1dB NF, RF switched (up to 35 watts) with gas-filled relays, assembled pcb £39.95  
Boxed version, with BNC connectors £49.95  
Gas-filled relays as used in preamp £4.95

### TOPE BURST GENERATOR

Miniature (38x18x10mm) xtal controlled 1750Hz £17.95

### GAREX DC/DC INVERTERS

A popular line for many years. Economy package: chassis section cut from commercial R/T gear, re-wired & tidied up to make a free-standing unit, no expensive cabinet, just basic value for money.

12V DC input, 250V 150mA DC output £10.95  
12V DC input, 400V 200mA DC output £11.95  
24V versions to order.

### 4 Metre Rx CONVERTER

High quality PMR front end by famous manufacturer, modified by Gerex to make 4 metre converter: 10-11MHz output. Full circuit and connection details £16.95

### 4 METRE 0.5 WATT TX

Tx Low Power driver unit matching above Rx, with modulator, fully aligned with data £15.95  
(or + xtal for 70.45MHz £19.95)

### REVCO TABLE MICROPHONES

Very high quality PTT Base Mikes 600 or 2.4k ohm (state which) £55.00

### PYE ANTENNA RELAYS

12V Operation, handles 50 watts up to 200MHz £1.95; 5 for £7.50

### AUDIO BOOSTER

10 watt add-on PA, high quality audio unit by famous R/T maker, useful for noisy areas, Public Address, boosting audio from hand-helds; new, assembled pcb, full circuit data £9.95

### SCANNER BARGAIN!!!

New cabinet, sub-frame and complete MPU pcb & LCD display, front panel and keyboard for AOR2002/Regency MX8000 Scanner; (less PLL & Rx) ideal for refurb., early model upgrade, spares or experiments. Amazing value only £29.95

WRITE (Sae, please) or PHONE for full details

### MAIN DISTRIBUTORS FOR REVCO ELECTRONICS LTD

Prices include UK P&P and 15% VAT  
Ask for details of our interest Free Credit

## GAREX ELECTRONICS

HARROW HOUSE, AKEMAN STREET, TRING HP23 6AA

TEL: TRING (044282) 8580

and CHEDDINGTON (0296) 668684

Callers by appointment only



## TX-3 RTTY CW ASCII TRANSCEIVE

High performance, low cost. Unbeatable features. BBC, CBM64 tape £20, disc £22. SPECTRUM tape £35, +3 disc £37 inc adapter board. VIC20 RTTY CW program tape £20. All need our TIFI interface or a terminal unit.

## GX-2 FAX SSTV TRANSCEIVE

All modes of FAX and colour/mono SSTV. Review in March 90 Amateur Radio. BBC only. Complete system only £99 or £119 with FAX direct printing option.

## RX-8 MULTIMODE RECEIVE SYSTEM

FAX to screen and printer, colour SSTV, HF and VHF PACKET, RTTY, AMTOR, CW, ASCII, UoSAT. Every feature. Full disc, printer support. Reviews Oct 89 Ham Radio Today & March 90 Amateur Radio. BBC only. Complete system only £259. DISCOUNT for RX-4 users.

## RX-4 RTTY CW SSTV AMTOR RECEIVE

Still a best-seller. BBC, CBM64 tape £25, disc £27. VIC20 tape £25. SPECTRUM tape £40, +3 disc £42 inc adapter board. All need our TIFI interface, SPECTRUM software-only version £25.

TIF1 INTERFACE for best HF & VHF performance with our software. Kit £20, ready-made & boxed £40. Only with TX-3 or RX-4 software.

## APT-1 WEATHER SATELLITE RECEIVE MODULE

Converts satellite signal for display on any FAX system. £59. For use with RX-8, all connections included and price only £39 if ordered at same time as RX-8.

Also MORSE TUTOR £6, LOGBOOK £8, RAE MATHS £9 for BBC, CBM64, VIC20, SPECTRUM. BBC LOCATOR with UK, Europe, World maps £10. All available on disc £2 extra.

Full information available on everything. Please ask. Prices include VAT and p&p by return.



## technical software (p.w.)



From, Upper Llandwrog, Caernarfon LL54 7RF

Tel: 0286 881886

M.F. ATU. made for use with Redifon GR410 T/Rx approx 100 watts nom 2/16 Mc/s very neat compact unit matches 50/75 ohm to long wire control line & coarse loading. Ae series cap swt, loading tune, RF monitor meter etc. approx ext size 9 1/2 x 5 1/2 front 15" deep good cond. £115. V.T.V.M. Marconi TF1041 general purpose bench unit for 240v as ranges DC volts 300 MilliV to 1 Kv AC volts 300 MilliV to 300V Ohms 50 hm to 500Meg in 8 ranges as RF probe to 500 Mc/s neat unit in table case with leads & book tested. £38. SIG GENS Marconi TF995A/2 general purpose AM/FM unit 1.5 to 220Mc/s in 5 bands fitted RF/Mod level meter, fine & coarse atten var AM & Deviation in table case size 17x12x8" with leads & book tested. £115. TRANS HT Plate trans 200/250v pri Sec 1720v at 550 Ma for F.W. bridge. £55. SPEAKER UNIT Army AFV spk unit in metal case size 5 1/2" dia by 3 1/2" deep spk. 2.5 ohm new. £11.50. METER PANEL fitted with 4 miniature 1 Ma meters ea scaled 0 to 1 case size 5x2x2". £14.50. S.S.B. ADAPTORS part of Army R234 Rx for use with Rx with 100Kc IFs provides LSB & USB D/Ps at low AF also carrier recovery filter uses 22 min valves reqs ext power & 100Kc drive with book, 19" panel with metering, with book. £35. ROLLER COASTERS HF nom 2/18Mc/s 20 UH 36trs on 2" ceramic former silver plated with carbon brush ext size 6 1/2 x 3 1/2" new. £28. TAPE AUDIO 1/2" on 7" spools 1800ft at present recorded with morse training lessons 4 tapes. £11.50. POWER UNIT general purpose bench HT/LT power units for 240v O/Ps HT var 0 to 500v DC at 100 Ma to 350v AC at 3 amps CT fitted Volt/Ma meter, screw term connec in table case size 13x8x13 tested with circ. £42. AERIAL SWT. type J swt for use with R1155/T1154 A/C HF equip. £18.50. MONITOR CRT part of Army O.11 Tx equip tunes 2/22 Mc/s in 5 bands used as SSB modulation monitor as 2 1/2" CRT with TB & Y amp reqs ext power also contains AF Osc at 1015 & 1605c/s with circ. £34.50. ARC-44 AIRBORNE T/Rx compact unit intended for use in Helicopters covers freq range 24 to 51.9 Mc/s in 280 100Kc steps F.M. nom OPB watts into 50 ohm comprises T/R unit, Dynamotor, Chan Sel/C/Bx for use on 28v DC uses min & sub min valves reqs approx 5 amps, also supplied with Mike pre amp & circs. £37 also available with 8ft fibre glass whip ae plus matching unit & Ae swt unit. £58. CAPS Sprague rapid discharge photo flash type 215 UH 2.5Kv DC Pk wk size 8x4x10" £19. UHF TX DRIVE UNIT sub chassis ass part of Army C.50 Tx contains valves 0QV03-10, 5763, 6CH6, EC88, ECh81, EF91x4 also 2x 10.1 slow motion drives, tuning caps 2x2 gang 105pf, 2x1 gang 105pf, 1x2 gang 30pf, plus misc coils, trimmers, etc on chassis ass size 12x8x9" £23. OPTICAL ACCS misc selection of items inc eyepiece, lens cap, lenses, mounted mirrors, prisms in pairs etc mostly new. £25. LOOP AERIAL book type loop aerial part of Marconi AD7092 ADF Rx nom 150Kc to 2 Mc/s motor driven (AC) with Desyn type Tx for bearing with circ. £23. SPEAKER Army type P.A. 11" dia 15 ohm nom 20 watts weatherproof. £26. V.H.F. A/C RADIO made by STC type STR. 37E compact transist unit covering RT part of VHF/A/C band 116 to 135.95Mc/s in 50Kc chan provides Rx & Tx on these chan AM Tx nom 1 watt O/P for use on 24/28v DC as 100 ohm O/P for phones, control on front panel 1 Meg & 50Kc selc. Vol & Squelch controls approx ext size from 6x4" by 10" deep with tech info. £65. TELEMETRY MODULES made by Echo Elec nom freq 480/512 Mc/s 28v DC supply nom 2 watts O/P £18. ARC44 Radio additional tech info Detailed Theory of Radio £5.50 extra circs for use with this £3.50. Detailed Maint Mech/Elc Align etc. £8.50. ARMY BE210 Radios Ground VHF few only check. £75/£115. AERIAL MASTS 36/48ft few only check. £125.

Above prices include Carr/Postage & VAT.

Goods ex equipment unless stated new.

SAE with enquiry or 2x20p stamps for List 45/1

## A.H. SUPPLIES

Unit 12, Bankside Works, Darnall Rd, SHEFFIELD S9 5HA.

Phone. 444278 (0742)

*A good frequency counter is a valuable asset to any shack, and attractively priced equipment such as the MF-1000 counter from Maplin makes this possible for many amateurs, says John Bird*



## Maplin MF-1000 Multi-Function Counter

Before operating any piece of test equipment, it's a good idea to read the manual. With the MF-1000, this is a ten-page booklet measuring about 185 x 240mm. The manual is fairly basic in its content with just three chapters covering Specification, Operation and Calibration.

The most important section is, of course, the operation and this is well covered. There are examples of how to use each main function and I found the standard of English better than many other Oriental imported products. The calibration section of the manual is obviously very useful, but should be used with great caution.

The whole accuracy of the counter is controlled by the crystal oscillators. These should only be calibrated if you have access to a suitably accurate measurement system. Other than the reference frequencies, the only other adjustment described is the trigger level. This only requires a 10MHz, 25mV r.m.s. signal.

### Connecting-Up

As with most counters there are very few external connections on the MF-1000. The mains is fed via a 3-pin IEC connector that is mounted immediately below the voltage selector. This allows the selection of 115V or 230V supplies. The main measurement inputs are located on the front panel and these are standard 50Ω BNC sockets. The conflicting design requirements for the large frequency range covered by the MF-1000 mean that it isn't practical to use just one input socket for all frequencies.

The solution is to use one socket for the lower frequencies of 10Hz through to 100MHz and a separate socket for the 100MHz to 1GHz range. The final external connection is another BNC socket on the rear panel that is fed by the internal 10MHz time-base oscillator. This is useful as a signal source for checking other counters or the calibration of other equipment such as receivers, oscilloscopes, etc.

### Operation

The designers of the MF-1000 have included a good range of options, making the counter very Practical Wireless, June 1990

versatile. One basic requirement of a counter is a clear and well-placed display. The MF-1000 provides this by using a full eight-digit l.e.d. display with 7mm high-brightness devices. This display dominates the front panel and is covered by a plastics protective cover. The choice of measurement mode is selected by a row of fourteen push buttons immediately below the front panel.

The most obvious use of the MF-1000 is as a straightforward frequency counter. This is done by connecting the signal to the appropriate input, according to whether the signal is above or below 100MHz. There is another selection to be made, the appropriate range. There are just two ranges for the l.f. input - 10Hz to 10MHz and 10MHz to 100MHz and these are selected using push buttons on the front panel. This selection may seem a little odd but it is necessary to switch in a divide by 10 prescaler as the main counter module is a 10MHz unit.

The next option is the gate time, this sets the period that the counter operates over and so effectively sets the resolution of the instrument. The gate time options are 1 second, 0.1 second and 0.01 second. That gives resolutions of 1Hz, 10Hz and 100Hz on the 10MHz range and 10Hz, 100Hz and 1kHz on the 100MHz range. The 1GHz range is also selected from the front panel push buttons, though on this range the gate times give a resolution of 100Hz, 1kHz and 10kHz.

Besides the frequency counting options, the MF-1000 can be used to measure the period of a signal. This is particularly useful for accurately measuring low frequency signals. You will have noticed that the maximum resolution on the low frequency range is 1Hz and this uses a gate time of 1 second. In practice this means that the display is only updated every second. Although this may seem fast, this isn't the case when you're using the counter to aid the adjustment of a variable oscillator.

The solution, however, is to select the period measurement option. This works by reversing the connections of the internal clock and the signal to be measured resulting in the gate being opened by the measuring signal. When used in this way, the MF-1000 shows the period of the signal in us and so allows very accurate measurement of low frequency signals. The resolution in this mode is  $10^{-7}$ ,  $10^{-8}$  or  $10^{-9}$  depending on the range selected.

REVIEW

# REVIEW

## Specification

### Channel A

Range	10Hz to 10MHz direct; 10MHz to 100MHz prescaled
Resolution	1Hz, 10Hz and 100Hz direct; 10Hz, 100Hz and 1kHz prescaled
Gate Time	0.01s, 0.1s and 1s
Input Sensitivity	25mV r.m.s. 10Hz to 8MHz
Input Impedance	50mV r.m.s. 8MHz to 10MHz
	1M $\Omega$ and 35pF

### Channel B

Range	100MHz to 1GHz
-------	----------------

Resolution	100Hz, 1kHz and 10kHz
Gate Time	0.027s, 0.27s, 2.7s
Input Sensitivity	20mV r.m.s.
Input Impedance	50 $\Omega$

### Period (Chan A)

Range	10Hz to 2.5MHz
Resolution	10-7s, 10-8s, 10-9s
Accuracy	$\pm 1$ count $\pm$ time-base error x frequency

Dimensions	205mm wide, 78mm high, 267mm deep
------------	-----------------------------------

Weight 2.15kg

I should stress at this point that this use of a counter is not specific to the MF-1000 but used by many other units.

Another mode that can prove helpful is the totalise mode. This, as the name suggests, simply counts the number of input cycles and is useful as a simple event counter. As with the period measurement, this is only available on the 10MHz input range. This isn't really a limitation as this option would normally be used to count comparatively slow events.

One problem with digital instruments is that they tend to encourage the user to believe the readout, simply because it seems so precise. Still, these instruments sometimes lie and the reason is often a problem with the input signal.

The MF-1000 has two features coupled with the low frequency input designed to process the incoming signal. The first is an attenuator that provides a x20 reduction of the input signal and helps prevent overload of the input stages. The second is a low pass filter with a cut-off frequency of 100kHz. This is ideal for eliminating high frequency garbage from audio signals that can affect the accuracy of the measurement.

When using the MF-1000 as an event counter, there are a couple of useful display options. The first is a reset button that resets the display to zero, as you would at the start of a count. The second is called hold, and this freezes the display reading. The important point is that the count continues during the hold operation although the display reading is held. This option is useful for checking the total during a count operation. Both of the display options could be started during any of the MF-1000's operation, but they are only normally of use when using the MF-1000 as an event timer.

## Under the Bonnet

As the supplied manual contained very little detail on the circuit configuration used by the MF-1000, I looked inside for myself. The main functional block comprised an Intel large scale integration i.c. This device handles all the main counting and display driving functions up to 10MHz. All the higher frequency ranges are handled by switching in prescalers.

The most crucial area of any counter is the clock accuracy and the MF-1000 uses two crystal oscillators running at 10.0MHz and 3.90625MHz. I was pleasantly surprised to find that both oscillators are ovened, that is a great help in improving the immunity to external temperature variations. The mains power unit is mounted on the rear panel, well away from the counter electronics.

## In The Shack

The proof of the pudding is in the eating, so I used the MF-1000 in the shack to see how it performed under typical amateur operating conditions. The first and important point is that the display is clear and easy to read from a wide range of viewing angles. Performance as a frequency counter is very good, and the input sensitivity is excellent.

I found that the MF-1000 could be used to monitor the transmit frequency of my station off-air with just a 150mm wire from the input socket. This worked both on h.f. and v.h.f. with no problems. As the input impedance of the 10Hz to 100MHz range is 1M/36pF, standard oscilloscope probes could be used, and that made connections a little simpler.


The event counter facility can be useful. I found that the high sensitivity, combined with the fast response of the counter, meant if there is a dirty contact in the counting chain, large erroneous counts can be generated. The solution is simple and involves making sure that the count signal is well damped electrically, so minimising any switching problems.

## Summary

I found the MF-1000 to be a very effective and easy to use instrument. With its wide range of 10Hz through to 1GHz and its versatile measurement options, it covered all the frequency measurement requirements of the shack.

Overall then, a very useful item of test equipment that I'm sure will be in great demand. The MF-1000 is available from **Maplin Electronics, PO Box 3, Rayleigh, Essex. Tel: (0702) 554161** and costs £174.95. Thanks to Maplin for the loan of the review model.

PW



# GAREX THE ORIGINAL SCANNER SPECIALISTS

Pioneers in the UK scanner market. The Company that offers its customers the security of complete service backup. Experienced technical staff to help you make the right choice — we stock all major brands, so we don't pressurise you into buying the model we want you to have. Reliable equipment, fully tested before despatch with guaranteed factory-backed in-house maintenance if required. If we cannot service it, we don't sell it. You can trust Garex!

## SECONDHAND STALL!

Our large turnover of scanners means we always have a range of fully reconditioned and guaranteed secondhand items. Ask for list.

## LATEST MODELS

Contact us for details.

## AOR 2002

THE WIDE RANGE SCANNER

- \* Covers: 25-550MHz, 800MHz-1.3GHz
- \* AM & NFM & WFM on all bands
- \* Computer interface socket
- \* 20 memories
- \* Compact size
- \* 12V dc operation
- \* Up/down step control knob



£487

## REVCO RS-3000

THE COMPACT SCANNER

- \* Size only 6" x 2" x 8"
- \* Covers: 26-32MHz, 60-90MHz, 118-180MHz, 380-512MHz
- \* AM & FM all bands
- \* Liquid crystal display
- \* 50 memories
- \* Scan, search, priority



£225

## AOR 800E

THE SMALLER HANDY-SCANNER

- \* Covers: 75-106MHz, 118-175MHz, 406-496MHz, 830-950MHz
- \* AM & NFM programmable on all bands
- \* Full scan & search functions are available
- \* 20 memories
- \* Measures only 2.5" x 5.5" x 2"
- \* Nicads, charger & BNC whip antenna included in the price



£169.50

## JIL SX-200N

THE SUPERIOR SCANNER

- \* The choice of the professionals
- \* Proven reliability
- \* Covers: 26-88MHz, 108-180MHz, 380-514MHz
- \* AM & NFM on all bands
- \* Positive action keyboard
- \* 16 memories
- \* 12V dc & 240V ac



£325

## JIL SX-400

THE PROFESSIONAL SCANNER

- \* Basic coverage 26-520MHz
- \* AM, NFM & WFM
- \* Expandable from 100kHz to 1.4GHz with SSB and CW
- \* Computer control options
- \* IF output terminals
- \* Specifications set by professionals



£649

## BLACK JAGUAR BJ200 Mk III

THE VALUE FOR MONEY HAND SCANNER

- \* UK version.
- \* Wide coverage 26-30MHz, 60-90MHz, 108-180MHz, 210-260MHz, 380-520MHz.
- \* AM and FM all bands, manual and programmable.
- \* Nicads, charger, soft case, flexwhip antenna.
- \* Car adaptors and other accessories available.

£199

## AOR900 UK

THE FAVOURITE HAND SCANNER

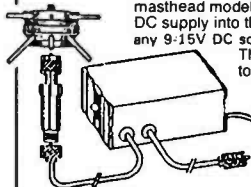
- \* UK version — full service backup.
- \* Covers 108-180MHz, 220-280MHz, 300-380MHz, 420-470MHz, 830-950MHz.
- \* AM and FM all bands, manual and programmable.
- \* 100 memories (5 banks of 20).
- \* Nicads, charger, flexiwhip antennas.

£199

## WIDE-BAND PRE-AMPLIFIERS

The problem with omni-directional wide-band antennas is their lack of gain. The REVCO PA3 range of wide-band pre-amplifiers complement the antennas and compensate for their short-comings.

The basic specification of the products is similar: coverage 20MHz-1GHz, at 1GHz: minimum gain 13dB, noise factor 5.5dB. Choose from a mast-head version (PA3) or a standard die-cast box style (PA3I). Best results are normally obtained from the masthead model which gives a boost to weak signals which would otherwise have been lost in the feeder cable. Also feeder cable noise is not amplified which is the case if the amplifier is mounted at the base of the feeder. On the other hand, the die-cast box version requires no special installation and is readily taken out of circuit. The masthead model is supplied with a special power unit which feeds the DC supply into the antenna feeder. No psu is provided for the PA3I as any 9-15V DC source is suitable (current requirement about 25mA).



The PA3I finds application in instrument work, e.g. input to spectrum analysers, boosting the output from signal generators to give a low-power TX.

The standard version of the PA3I has BNC sockets and is designated "PA3I/B"; available to special order N-type sockets ("PA3I/N") or SO239 ("PA3I/S").

A special feature of the PA3 series is a high-pass filter to attenuate frequencies below 20MHz; high-power HF & MF broadcast stations can be very troublesome!

PA3 Masthead, with PSU	PA3I/B BNC	£35.50
PL259	PA3I/N N-type	£38.95
N-type	PA3I/S SO239	£35.50

## REVCON

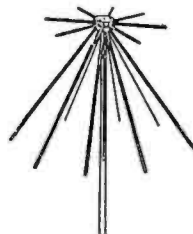
The UK's favourite discone composed of traditional British quality engineering.

The REVCON works well without exaggerated advertising claims. It is designed to cover 50 to 500MHz, and thousands of satisfied users will testify to its efficiency. Unlike some manufacturers we do not quote inflated figures for gain. A gain figure is meaningless unless the reference point is stated.

Optional vertical whip feature: It is possible to fit a vertical whip section to a discone. We do not want to give you the "Hard sell" where this vertical element is concerned, but there is some evidence that it may improve the performance of the antenna around the resonant frequency of the whip. That's why we make it an optional feature.

Another option is the N-type connector instead of the popular SO239. N-types give a better UHF performance, but they cost a bit more. The choice is yours.

Because the REVCON is British-made by a company which has been in business for 30 years, you buy with confidence, knowing that there is back-up should anything go wrong.



Standard model (SO239 socket) £35.95  
N-socket model £37.95  
Cable and plugs available



# GAREX ELECTRONICS

MAIN DISTRIBUTOR OF REVCO PRODUCTS. PRICES INCLUDE UK P&P and 15% VAT. Ask for details or our interest free credit.

HARROW HOUSE, AKEMAN STREET, TRING, HERTS HP23 6AA.  
Phone 0296 668684 or 044 282 8580. Callers by appointment only.



# The G4XBY Six-Element Yagi for 430MHz

*This experimental six-element Yagi antenna for the 430MHz band from Tony Martin G4XBY uses common items and is easy to build.*

All the parts for this experimental antenna are easy to source and the finished article is designed to be used in the attic, or if varnished will be suitable for short periods outside.

## Construction

The overall dimensions are shown in Fig. 1. Start by cutting the boom to length, 15mm square is recommended but 12mm square will do almost as well. Cut the various elements to length as shown in the diagram. Hard drawn copper wire is preferable as the softer 8 s.w.g. wire is more prone to bending and sagging.

Starting 20mm from one end mark the position of Director 4, then backwards at 165mm interval the positions of Ds 1-3 and the driven element. A further 140mm behind this last mark is the position of the reflector.

Taking each element of the antenna in turn, indicate its exact centre with an indelible mark. A fine saw or file is probably the best way of achieving this mark, if using the preferred wire. Carefully, using a protractor to ensure squareness of each element, mount the wires on the correct places on the boom. On the prototype small saddle staples were used, these being cheap and easy to find in

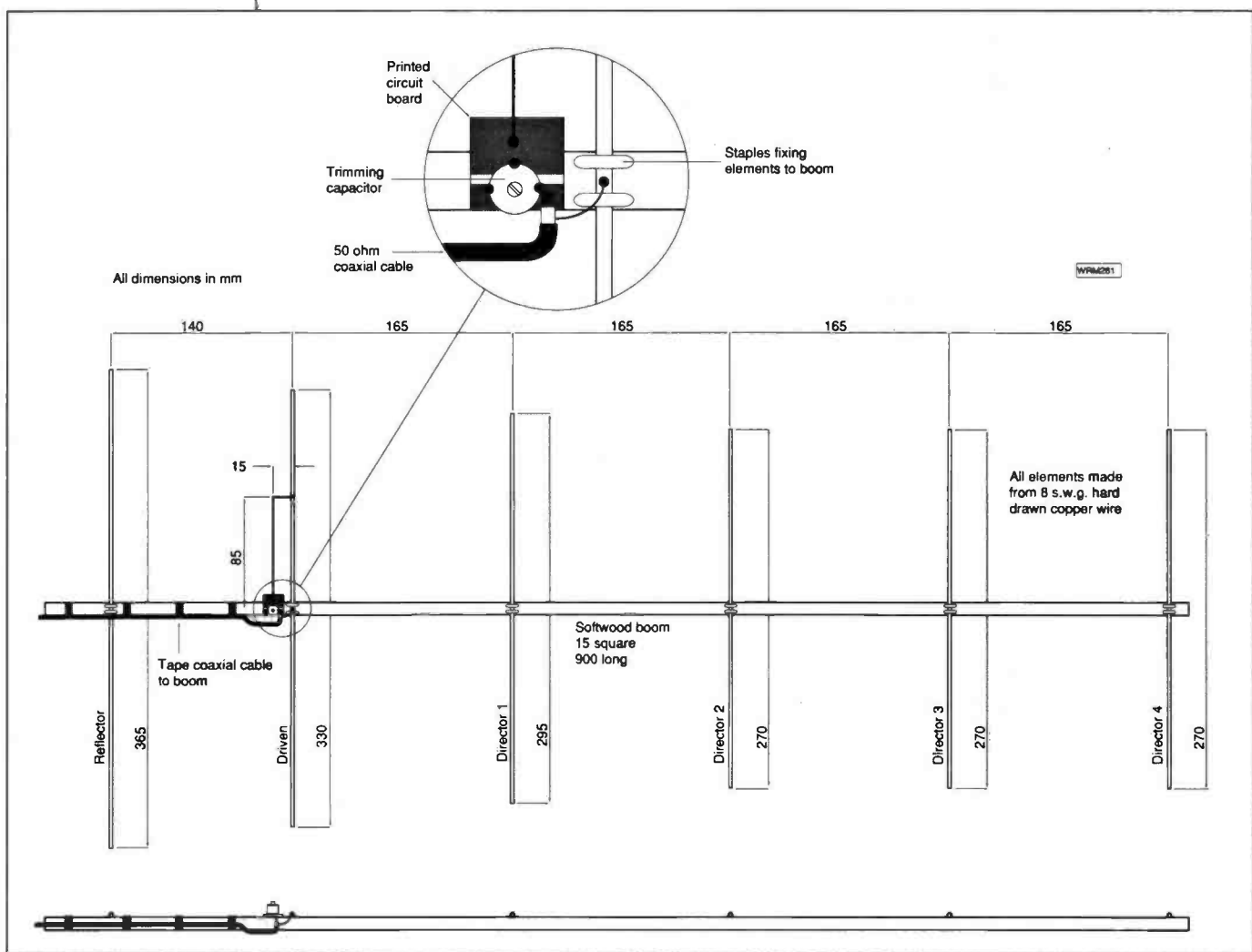
hardware shops. Take great care to ensure that each element is square to, centred on, and in the correct place on the boom.

When this has been done, look along the length of the boom to make sure that all the elements are central and in their correct places, and that they are all in the same plane. If this is not the case then gently bend them until they all line up.

## Gamma Match

The Gamma match can now be added behind the driven element. A small piece of single sided p.c.b. material forms the most convenient mounting method for the trimmer capacitor C1. An off-cut of 40 x 20mm should be ideal. Make a small cut in the copper to produce two lands, then fix the board to the boom using a small wood screw so that the Gamma match wire may be attached to it about 15-20mm spaced from the driven element. Bend the 100mm length of wire at right angles some 20mm from one end. Solder the right angled section onto the driven element 85mm from the mid point, and keeping the wire parallel to the element, solder it to the board.

Bare back about 20mm of the coaxial cable and arrange that the screening copper is rolled into a



tight twist. This end of the coaxial connects to the centre point. The driven element and the inner wire should be soldered to the other land of the copper board. Finally tape the coaxial wire to the boom with a loop as shown in Fig. 1, the antenna is now ready to adjust.

### Tune Up

Connect a 430MHz transmitter to the coaxial cable via an s.w.r. meter capable of accurate indications at these frequencies. Apply low power and check forward and reflected power readings. Adjust C1 to give the lowest v.s.w.r. and then apply a little more power and re-adjust as necessary for the lowest reflected power reading (lowest v.s.w.r.).

Note that a 4-20pF capacitor is OK, but sometimes 2-16pF variables are sometimes to be found at 'junk' stands at rallies.

### Comments

The antenna is not designed as an all-weather job, although I have had one outside for a week or two without undue problems. A plastics surround for the p.c.b. and one or two good coats of yacht varnish are advisable in this case though.

The antenna in this article is experimental and no claims are made for it, other than it works in my case and a novice constructor should have few problems making it. As it is experimental more directors could be added, each one 10% shorter than its predecessor and the spacing kept at 165mm. Construction and tune-up are as before. Those having difficulties obtaining hard drawn copper wire should ask in their local amateur radio emporium as it is normally used to make wire antennas. PW

### Shopping list

C1 4-16pF variable capacitor

10mm 8 s.w.g. copper wire

2m of hard drawn copper wire cut into various lengths as shown below:

Reflector	365mm
Driven	330mm
Director 1	295mm
Directors 2-4	270mm

About 1m of 15mm square softwood

A piece 20 x 400mm single sided copper board

**HOW MUCH ?**

**£ 4.00**

**HOW DIFFICULT**

**Beginner**

# Radio Diary

\* Practical Wireless and Short Wave Magazine in attendance.

**\*May 12:** The VHF Convention will take place at Sandown Park Racecourse, Esher, Surrey.

**\*May 13:** The Yeovil Amateur Radio Club will be holding its 6th QRP Convention in the Preston Centre, Monks Dale, Yeovil. **D.J. Bailey G1MNM, 7 Thatcham Close, Yeovil, Somerset BA21 3BS.**

**May 19:** The Swindon Radio Rally will be held in the Oasis Centre, Swindon. **J Broadfoot. Tel: (0793) 611859.**

**\*May 20:** The 33rd Northern Mobile Rally will be held at the Great Yorkshire Show Ground, Harrogate. **Mike G0MKK. Tel: (0423) 564353/507653.**

**May 20:** The 7th National Amateur Radio Car Boot Sale will be held at the new venue of Stockwood Park, Luton. This is easier to get to (not far from junction 10 on the M1). Private sellers £7 in advance or £9 on the day, traders £20. The group would like to thank all those who have supported the Sales for the past six years when they were held at the Shuttleworth collection during September. **Clive G4ENB. Tel: Luton 27907.**

**May 20:** The Parkanaur Amateur Radio Rally will be held at the Silverwood Hotel, Lurgan, Co. Armagh. Doors open at 12 noon and the entrance fee is £1. There will be the usual trade stands, Bring & Buy, bookstand, QSL bureau, etc., Talk-in on S22. The proceeds of this rally go to the Stanley Eakins Memorial Fund at Parkanaur near Dungannon. **Jim Lappin G1YGS. Tel: (0762) 851179.**

**May 20:** The Cambridge & District ARC are holding their 5th Annual Rally & Radio Car Boot Sale at Coleridge Community Centre, Radegund Road, Cambridge. Doors open at 10.30pm. **Brian G4TRO. Tel: (0223) 353664.**

**May 27:** The 14th annual East Suffolk Wireless Revival will be held at the Civil Service Sportsground, Straight Road, Bucklesham, Ipswich. There will be a Bring & Buy, Car Boot Sale, a transceiver clinic, 50MHz demo

station, all the usual traders and lots more including a children's play area. **Paul Whiting G4YQC. Tel: (0473) 642595.**

**May 27:** The Plymouth Radio Club are holding their annual Radio & Electronics Fair in Plymstock School, Church Street, Plymstock, Plymouth. The doors open at 10am with all the usual attractions - traders, Bring & Buy, raffle and a licenced bar and refreshments. There will also be an RSGB Zonal meeting and lecture along with Morse tests. **Jan Fisher. Tel: (0752) 340946.**

**May 28:** The 1990 Bircotes Radio Rally will be held near Bawtry, Doncaster. Doors open at 11am (10.30am for the disabled). Talk-in on S22. Details and or booking forms from: **Pat Smith, 23 Florence Avenue, Balby, Doncaster. Tel: (0302) 857526.**

**June 2:** The first Belfast Amateur Radio Convention, organised by the RAIBC (Northern Ireland Area), is being held in the Ormeau Park Recreation Centre, Ormeau Embankment, Belfast. All the usual convention attractions will be there plus demonstrations and talks on the hobby by local well-known amateurs. They are also trying to cater for the XYLs by having demonstrations on microwave cookery, crafts and first aid. The special event station operating on the day will be GB2BRC. **David Caldwell G10HOW. Tel: (0232) 471370.**

**June 3:** The Southend & District Radio Rally and Boot Sale will be held at the Rocheway Centre, Rocheway, Rochford, Essex. There will be the usual trade stands plus a Bring & Buy, licenced bar and coffee bar. Doors open 10am with talk-in on S22. **John Stone G0OFF. Tel: (0702) 202216.**

**June 10:** The Mid Lanark ARS Annual Open Day will be held at Newarthill CE Centre, High Street, Newarthill Doors open 11am. There will be the usual traders, a Bring & Buy, demonstrations of packet radio, a talk by John Branegan GM4IHJ on his experiences with satellites, demonstrations of equipment and the annual award of their EHI Trophy. Catering will be provided. **David Williams. Tel: (0698) 732403.**

# What is Propagation?

*Continuing on from last month, Ron Ham now discusses the troposphere and the effects of weather on radio signals.*

The diagram of the atmosphere which I produced for our May issue showed that the first 8km above the earth's surface is called the troposphere and it is this region which has a great influence over the line-of-sight paths of v.h.f., u.h.f. and microwave signals.

## Weather

The troposphere is the home of the earth's weather and for many years most of the world's inhabitants have been kept well informed about the complex movements of weather fronts by the media's numerous outlets. This subject effects our daily lives so much that, in the UK for example, weather reports and forecasts, immediate and long range, appear in the national and local press and almost hourly via the nationwide radio and television networks of the BBC and the IBA. These broadcasters achieve this in conjunction with the Meteorological Office and by transmitting regular bulletins, emergency flashes, special items for the farmers and shipping and updating CEEFAX and ORACLE their respective TELETXT services. Although we have the benefit of all this information promptly to hand, it's more fun, as scientifically minded people, to have a few instruments ourselves and keep our own weather records. This certainly applies to the radio enthusiast whose particular interest lies with one or more of the dedicated wavebands above 80MHz.

## Instruments

The basic requirements for a home weather station are a rain gauge and an outdoor minimum/maximum thermometer, both of which can be purchased from a good ironmonger or garden supplier for less than £20. In my case the rain gauge, Fig. 1, mounted on a waist-high pole in the middle of our garden cost about £5 and the thermometer, Fig. 2, housed on a tree and away from direct

sunlight, was £8.95. These are read daily by Joan or myself and the recorded information is available for our own work and anyone else who needs it. Both instruments were photographed after the overnight period of 6/7 January 1990 when the rain fall was 0.78in and the temperature ranged between 38 and 50° Fahrenheit. Obviously other measuring devices such as a hygrometer and a wind speed and direction indicators are fine additions to the observatory but, high on the list must come a good barometer or a recording barograph, especially if the changes in atmospheric pressure are to be linked with tropospheric DXing.

Most of my readers know that I have used a Short and Mason Barograph continually since 1962, Fig. 3 and several years ago I installed an ex-RAF altimeter in my car, Fig. 4. The former provides a permanent and sometimes dramatic record of the prevailing pressure and the latter gives the height above sea level on the outer dial and a pressure reading on the lower scale. The altimeter in Fig. 4 is showing 994mb (29.4in) at 200ft a.s.l.

## The Vulnerable Bands

Whatever your particular interest, be it amateur radio, broadcast DXing or CB operating a disturbance in the troposphere will, in some way, effect you. The amateurs use their 144, 432 and 1296MHz bands, the broadcast enthusiasts can listen and look in Bands II (87.5 to 108MHz), III (175 to 230MHz), IV (471 to 608MHz) and V (615 to 856MHz) and the citizen band operators have an allocation at 934MHz. Under normal conditions radio signals in this part of the spectrum have a limited range which means that frequency sharing, relay stations and repeaters can be employed to increase the number of stations on the air and get greater coverage in both the amateur and broadcast bands. However, when the atmospheric pressure is high and about to fall and the prevailing weather conditions are right the range of these signals is greatly enhanced resulting in continental and UK DX for the enthusiasts and misery for the domestic viewers whose normal crisp picture is covered in lines and patterns or totally disappears. Next time I plan to tell you about some of the big tropo-openings of the past. PW



Fig. 1




Fig. 2




Fig. 3




Fig. 4



# C500

- ★ Frequency coverage 144-146 & 430-440MHz with Full Duplex available
- ★ Extended receive capability- 130-169.995 & 410-470MHz
- ★ 2.5 to 5 Watts output (depending on battery pack)
- ★ High or Low switchable RF output
- ★ Step sizes- 5/10/12.5/25/50kHz (user programmable)
- ★ Keyboard programmable repeater offset (0-39.9MHz)
- ★ Reverse repeater mode
- ★ Priority Channels available on both bands
- ★ Each band has 10 memories for frequency and repeater offset
- ★ Dual synthesised VFOs
- ★ User programmable CALL button (Instant QSY to your favourite channel — either band)
- ★ Numerous scanning modes (Pause or Busy — memories — band etc.)
- ★ Auto Power Off — with Alarm (4mA current drain on standby)
- ★ Battery Save on receive — 9 user programmable Rx/Off ratios
- ★ Vacant Channel Search — for easier QSY'ing
- ★ Lock — disables keypad and/or PTT
- ★ Squelch Off button (saves twiddling the knob)
- ★ Low Battery indicator
- ★ Easy to read Liquid Crystal Display with backlight
- ★ LCD S/Power output meter
- ★ Can be powered directly from a car's cigar lighter (5W output)
- ★ Keypad or Rotary Knob frequency selection
- ★ Dimensions- 173mm H x 60mm W x 34mm D

**NOW REDUCED TO £335**

- ★ INCLUDING
- ★ CNB11 3W
- ★ NiCad Pack

**TRADE ENQUIRIES WELCOMED PLEASE PHONE 01-450 9755**  
★ **STRICTLY TRADE PLEASE** ★

# STANDARD®

## C-528

- ★ Direct 13.8V in for 5 Watts out.
- ★ VHF 2.5W, UHF 2W with CNB151 NiCad pack.
- ★ Dual displays.
- ★ Power save function.
- ★ Multiple memories.
- ★ Priority channel.
- ★ Tone squelch (option).
- ★ Programmable offsets.
- ★ Coded paging function.
- ★ Various scanning modes.
- ★ Programmable step sizes.
- ★ 144-146 VHF, 430-440 UHF, 800-975 Rx only.
- ★ Separate Vol. & Squ. controls for each band.

**£379**



# LeElectronics



**NORMAN G4THJ**

### DUMMY LOADS

T25	25 Watts 3.5-500MHz	10.00
T100	100 Watts 3.5-500MHz	45.00
T200	200 Watts 3.5-500MHz	62.50

### MORSE KEYS

MK704	Twin Paddle	19.95
HK707	Up/Down	19.95
HK807	Up/Down	69.50

### LINEAR AMPLIFIERS

HL36U	VHF 1-3 Watts for 30 Watts	150.00
HL37V	UHF 8-10 Watts for 50 Watts	89.00
HL66V	6 mtr 6-8 in for 5 Watts	147.00

### ADONIS MICS

P80	Patch Lead	6.00
FX1	Mobile Swan Neck Base with 1 Level Compress	50.00
AM308	Base with 2 Levels Compress	55.00
AM508	Base with 2 Levels Compress	65.00

### ANTENNAS

NR790	70/2mtr Mobile 1+1	47.50
NR900	70/2mtr Mobile 1+1	47.50
X500	Base Collinear 7dB @ 70cms @ 2mtr	128.00
X50	Base Collinear 5dB/4.5dB @ 67.50	

### SWR METERS NEW DIGITAL

DP820	140-525MHz-150 Watts	150.00
DP810	1.8-150MHz 1kW	135.00
SX400	140-525MHz 200 Watts	71.00
SX200	1.8-200MHz 200 Watts	65.00
SX100	1.6-60MHz 8kW	90.00
SX1000	1.8-160MHz + 430-1300MHz 200 Watts	157.50

We also stock Yaesu, Icom, Alinco, Navico, Jaybean, Met Diamond and all leading brands.



Normally 24hr despatch but please allow 7 days for delivery

**400 EDGWARE ROAD, LONDON W2**  
**01-723 5521 Tlx 298765**

OPENING TIMES: 9.30am-5.30pm Mon-Fri. 10am-4.30pm Sat.

# Packet Update 11

*This month Roger Cooke G3LDI describes two interesting software packages from the USA.*

**PacketCluster.** This software is not common in the UK as yet, in fact I think there is only one station running Cluster software and that is Ian G4LJF. It can be a very useful addition to the packet network, especially for the contester or avid DX-chaser. A write-up of this has been prepared for me by Peter Smith N4ZR.

The Packet Cluster Advantage by Peter G. Smith N4ZR, 2003 Sarazen Place, Reston, Virginia 22091, USA.

Have you noticed recently how quickly the US pileups on rare DX stations form these days? Did you wonder how many stations got the word on when a new one shows up, and where?

## Secret Weapon

Well, the Americans have a secret weapon - or at least one that has not yet reached the UK. (It has now!!!) It is the first application of packet radio technology to really enhance other aspects of amateur radio - specifically DXing and contesting. It's called PacketCluster. To be precise (and legally correct) PacketCluster is really the name of a software package that is the brainchild of Dick Newell AK1A, and is marketed by his company, Pavillion Software. I think the first PacketCluster system was set up in 1986 and belonged to the famous Yankee Clipper Contest Club. In its simplest form, a PacketCluster system can be a single packet station, running the software, in lieu of the more usual terminal or BBS program, on an IBM or compatible computer. It provides most of the usual packet bulletin-board capabilities, but the difference lies in its DX and contest-related services. First, and most important, any station connected to the station running PacketCluster can report a DX 'spot' (Callsign, frequency and miscellaneous information, such as QSL manager) to the host station or 'node', which then automatically relays it to all other connected stations. The node also maintains a database of past 'spots', so that one does not have to be connected continually. Information can be recalled by band, prefix or specific callsign, for a number of days in the past.

In addition, the PacketCluster software provides for the posting of propagation information from the U.S. WWV and WWVH stations, with the same facility for recall of recent historical data. The propagation data is also used by a routine that will calculate the m.u.f. (Maximum Usable Frequency) and l.u.f. (Lowest Usable Frequency) from the users' station to any other place (identified by prefix). Similarly, you can look up the beam heading to, and the sunrise and sunset times at, any DX location (the latter for the low-banders among us).

The reason for the PacketCluster name is that the software is really designed not to be used by a single stand-alone packet system, but by a 'cluster', covering a wide geographic area. Let's take a practical example. The PacketCluster to which I belong (a yearly subscription helps defray the cost of equipment, software upgrades and maintenance) is run by members of the Potomac Valley Radio Club and the National Capital DX Association. It currently has 105 members from Maryland, Virginia and the district of Columbia. There are five

geographically-separated stations operating as 'nodes' of the cluster on four different two-meter frequencies chosen to avoid the busy packet frequencies, as well as interference with traditional repeater operation. Each of these nodes is cross-connected with each other one, so that a DX 'spot' reported to one is relayed to all stations connected to all six of them. All nodes used to be on one frequency, and inter-node relays were handled on the same frequency, but as activity increased it became too congested, throughput fell dramatically, and it was necessary to move the inter-node links to 440MHz. The nodes are distributed to cover a wide area, so that each individual station can find a node to connect to that he can hear well, without for the most part requiring elaborate two-meter equipment - in fact, many stations are using 'dumb' RS-232 terminals and old crystal-controlled transceivers with omni-directional antennas to link to the nearest cluster node.

The PacketCluster advantage is obvious - instead of relying on ones' own ears alone, or even a two-meter voice repeater, everyone connected to the cluster can listen for everyone else. To date, we have had a maximum of 62 users connected to our cluster at one time, and 35-45 is more usual for an average week-end. And ours, believe it or not, is only a medium-sized cluster. The Southeast PacketCluster Network consists of seven nodes in six States, also linked to other locations by NETROM/THENET relays - this network has had as many as 135 stations connected simultaneously! To make things worse for the non-networked, local clusters are beginning to link to one another, so, for example, I now see DX 'spots' on our system from as far away as the Tri-State cluster in southern New England.

The PacketCluster is transforming DXing and contesting in the United States. Modest stations like mine, with limited time on the air, can benefit just as much as the most formidable. I typically connect to my nearby node as soon as I sit down for an operating session. If there is an active DXpedition or a rare station that I want to work, I can check quickly to find out the times and frequencies where the station has been operating over the last few days, and whether it is on now. Propagation information tells me whether to look to the high bands or stay on 40 and 80. I can check my BBS mail at the same time, all the while being alerted to each new DX 'spot' that comes along.

## Rule Changes

In contests, of course, use of spotting assistance usually puts you into a multi-operator category. This year, though, the CQWW contest will have a Single-Operator Unlimited (SOU) category, a specific response to the rise of PacketCluster popularity, and the ARRL is considering a similar change for its DX contest. For many like me, SOU is a great way to add to my country total and contribute points to my club at the same time.

As in the case of any fundamental improvement, PacketCluster has spun off additional advances. K1EA's excellent IBM PC contest logging software, CT, is integrally designed to work with PacketCluster, including reporting of DX 'spots' to the cluster by pressing a single function key and

moving to the frequency of a 'spotted' station (with one of the newer transceivers) by another one-key command. K1GW has developed an everyday logging and DX award tracking program called EASYDX, that works with PacketCluster in a diabolically clever way. Connect to your local node through EASYDX, and every 'spot' is cross-checked with your personal DX database. A message appears on the screen to advise you if you still need either to work or to confirm the 'spotted' country on that band or mode, and it can be told optionally to flag new countries by sending a ringing 'DX' in Morse from your computers' speaker, so that you don't even have to be at the rig when a spot comes in.

I hope this has whetted your appetite. Who will be next in the UK to join the PacketCluster revolution?

For further information on the PacketCluster software itself, write Pavillion Software, Box 803, Hudson, Massachusetts 01749, USA.

K1EA's CT can be obtained from Bill McGowan, KC1EO, 33 Truell Road, Hollis, New Hampshire 03049, USA. When I last checked, the price of a registered copy was US\$25, including one free upgrade.

K1GW's EASYDX is now distributed by MFJ Enterprises, P.O. Box 494, Mississippi State, MS 39762, USA.

The second program is written by Joe Kasser G3ZCZ, Editor of *The Amsat Journal*, resident in the USA.

## LAN-LINK

LAN-LINK is a packet-radio and AMTOR terminal program that runs on IBM PCs or clones and provides a window into the Local Area Network (LAN) for the AEA PK-232s, Kantronics KAMs, TNC 1s and TNC 2s. It uses menus and function keys that allow the user to communicate, rather than play with TNC parameters which he doesn't understand. Some of its features follow:

(i) Recognises your call sign in a PBBS mail beacon, then automatically connects and downloads your messages.

(ii) Automatically requests bulletins from the PBBS on subjects that interest you.

(iii) Provides a conference mode for multiconnect situations.

(iv) Provides split-screen operation for incoming and outgoing text, as well as for terminal status information.

(v) Alerts you when a predetermined callsign shows up in a packet header on frequency.

(vi) Automatically captures to disk a recording of all connections. Indicates number of packet radio connections.

(vii) Provides 'smart' packet mode printer control that turns off upon disconnection.

(viii) Indicates that a specified station has connected while you were away.

(ix) Automatically sets NET/ROM and KA-Node paths from its call/path file.

(x) Stores and forwards LAN messages.

(xi) Automatically connects and downloads messages from other LAN-LINK stations.

(xii) Determines paths to DX stations.

(xiii) Provides AMTOR/packet-radio MSO and Selective Automatic Answering Machine function that displays a message or calls CQ repetitively and alerts you when a reply is received.

(xiv) Provides RTTY SELCAL mode.

(xv) Supports RTTY Navy MARS File Transfer Protocols (PK-232 only).

(xvi) Contest mode sends standard message and automatically increments QSO count.

(xvii) Provides single keystroke set-up to receive UoSAT-OSCAR 9 and Phase III RTTY telemetry (PK-232 only).

LAN-LINK is distributed as shareware, ie, the user can try the program and, if he wishes to keep it, he registers his copy by sending \$35 to its author. Registration entitles the owner to upgrades and full support. Users of earlier versions of LAN-LINK and of PK3223COM Version 1.48 may upgrade by sending the author a blank, formatted diskette and s.a.s.e.

LAN-LINK is written, maintained and upgraded by Joe Kasser G3ZCZ, POB 3419, Silver Spring, MD 20901, Tel: 301-593-6236 from Joe Kasser G3ZCZ

The SAREX part of Lan-link was designed for both the space segment and the ground segment. The ground segment part is also useful in copying the MicroSats.

LAN-LINK has a number of features specially designed for SAREX, the MicroSats and other special activities as described below.

The Attack or 'go for it' Mode. If the Attack Mode is set, LAN-LINK will issue a connect request to the SAREX Call whenever a packet sent to or from it is heard. Be careful using this feature, as it has the potential to cause a great deal of QRM. It can also be cleared by another station connecting to you and telling you to ':QRT:'.

## Blind Connect Scheduler

In case you think that the Robot may be turned on in the beginning of a pass before you hear a packet, you can give LAN-LINK the start time and the end time of the pass and the time interval between the connect/call attempts. At the given time, LAN-LINK will issue a connect request, and keep trying till either it succeeds or the pass ends. The first connect that goes through will inhibit the scheduler.

## Telemetry Capture

You can also configure LAN-LINK for telemetry reception so as to capture-to-disk any packets addressed to or from the SAREX callsign. The capture-to-disk file is opened by a packet header containing the SAREX call, and closed by another packet header not containing the call. Packet headers are considered to be lines with a '>' character in them. LAN-LINK thus considers both of the lines below as packet headers.

N4QQ\*>G3ZCZ

N4QQ BBS>


You may also use these features for copying telemetry from the MicroSats.

Just enough space left to mention that by the time you read this, Sir Ranulph Fiennes should be on his way to the North Pole, walking in aid of Multiple Sclerosis. At this time, callsigns of the packet stations have not been decided, but GB4MSS is one that will be used with a UA0 suffix. This is too long for packet though! Communications back to the UK are being routed via my HF port, GB7LDI. Hopefully propagation will be favourable.

That's about it again, news, comments, etc., to G3LDI @ GB7LDI or Tel: (0508) 70278, or snail-mail-QTHR. 73 and happy packeting.

# Alternative Technology-The Power Supply

Many radio amateurs have used alternative power-generation techniques. Wyn Mainwaring G8AWT, joined a course at the Centre for Alternative Technology in North Wales and now shares the experience with us!



**G1TEX, from PW, operating 144MHz 'Portable' while a 'Rutland Windcharger' keeps the batteries topped-up.**

**Note the two large solar panels on the car - In case the wind drops and the sun shines!**

Thanks to excellent navigation by the XYL (who had enthusiastically practised the Celtic place-names) plus the willingness and reliability of a 21-year-old air-cooled engine, we arrived at the final incline of non-metalled slate-waste - the gateway into the Centre for Alternative Technology. This Centre is in a dis-used slate quarry up a mid-Wales mountain near Machynlleth, Powys.

The expected desolation of a defunct 'open-cast mine' style of operation, did not materialise. Indeed, it was difficult to believe that the place was a forty-acre bowl in the bowels of the earth, so plentiful was the vegetation. There were trees of all kinds and much more, as we were to discover.

In the sixteen years of occupancy by a group of ecologically-sensitive technologists and their families, the scarred remains of a product of the Industrial Revolution had become revitalised. Through long-sighted husbandry, it has become truly 'green', in umpteen shades of vegetation and in the accepted ecological sense of the word.

## On Course

A four-day course on 'wind power-generation' lay before us, with a broad hint that 'camp-followers' could enjoy the scenery and even allay boredom by giving a hand with some chores. As obligations, arising from the increasing numbers of day visitors and school/college groups were stretching the 'facilities', help was needed in the reception kiosk, the shop and the vegetarian restaurant. Even a casual walk along the maze of paths and narrow gauge railway, watchful for lost or 'malfunctioning' personnel, gave a sense of purpose to casual sight-seeing.

During the initial welcome given by the Centre's Director, a *cri de coer* for an 'early bird' willing to tackle technological problems to the accompaniment of the noisy 'dawn chorus', was made. I - ever ready for an early cuppa - willingly volunteered. My duties were to start the electronically controlled and automatically topped-up boiling water installation in the restaurant. I also had to switch off the few night lights, thus saving the batteries as the whole site was electrically powered by 24 volt batteries!

As recycling is an important aspect of ecological thinking, ex-GPO telephone exchange lead-acid batteries have been given a new duty, by becoming part of the energy cycle in a locally generated electricity system

The other methods of generating the power were provided by water turbines, windmills, solar panels, wood-gas-plant fired engine-driven dynamo, or a vertical-boiled steam-powered dynamo. A last resort was an ancient Morris Minor engine-powered generator, fuelled by the same 'bottled' liquid gas that cooked the first-class food in the kitchen.

## Power Control

All the various power sources fed their coulombs into a small wooden shed packed with several 'strings' of deep-cycling lead-acid accumulators. The individual cells were carefully labelled in dozens, with the electrolytic levels and state of charge being carefully checked in an almost loving way to maintain their reserve capacity of 2000Ah. Only once have I come across a larger battery capacity, and that was in a 50 year-old transmitting station.

Although not part of the syllabus of our course, the Centre's upper water turbine was still of interest. It received water from a mountain-stream fed reservoir water at a 'head' of 30m to produce 2kW, then the water fell a further 35m to produce another 3kW before joining a stream lower down the valley.

We were also given a little information on the arrays of solar panels. Most were statically mounted on roof tops at the optimum angle and bearing to catch the sunlight, but one group of panels were mounted on a sun-seeking tracking frame. The various engine-driven generators on the site were reserved for those who were equally happy wielding spanner or shovel! All those power sources had the common ability to be controlled or even stopped.

### When the Wind Blows

Wind-free days are comparatively rare in Britain, but it frequently blows with variability of strength and direction. Wind-driven generator designs are needed that will make use of light airs, with the ability to direct the machine to the best direction from whichever way the wind is blowing. As the energy level in wind rises with the cube of the velocity, gusts and gales call for very secure construction. 'Feathering' or wind spilling arrangements need to be fool-proof, otherwise blades that break off overspeeding 'windmills' are likely to scythe through anything within reach.

There is a wonderful selection of windmills arranged both around the perimeter of the quarry, and more conveniently within the centre for the visitor and student alike. Most have propellers and rudders, but a few were mounted on a vertical axis. This particular design suffers from problems caused by the considerable lateral forces of winds.

### Third World

Some of the 'windmills' were traditional designs, using locally available materials. The traditional approach is particularly suitable for 'third world' situations where there is a real 'life and death' need for water, and pumping action has to be guaranteed.

The pumps must work well, despite the gritty nature of the water to be drawn to the surface from considerable depths. Such machines need to have high starting torques to move heavy wooden rods against the large static loads of long water columns. As a matter of fact, tribute is paid to one such design - the ancient 12-spoke wood and canvas Cretan windmill - in the Centre's impressive logo.

### Batteries

Modern requirements favour the generation of electricity, with the generated d.c. being chemically stored in accumulators. Lead-acid accumulators have advantages over the nickel-cadmium-iron-alkali types in terms of both electro-chemical efficiency, and the required minimum potential for initial charging currents.

The considerable weight of large capacity lead-acid cells, calls for appreciable civil-engineering to ensure safe use. They need to be regularly inspected under natural lighting conditions, and need reasonably pure (distilled or de-ionised) water to be available for 'topping up'. This is particularly important in hot climates. Batteries must also be housed in well ventilated, rain and dust proof buildings away from any source of spark or flames.

### Supervision

Moderately powered installations are likely to have users on hand, and can have daily supervision, but remote units would need to be self-caring for considerable periods of heat, drought or even extreme cold.



Part of the on-going commitment of the Machynlleth Centre concerns evaluation of potential sites by year-long observations of winds, in terms of strength and duration. To help in this work the Centre's resident experts have evolved an unsleeping 'laboratory assistant' in the form of an automatic recording system. It's capable of 'living' on some lonely, inhospitable and wind-swept site, carefully noting and storing all the data on the forces of the wind. The modest power requirement for such faithful service is provided by a large, self-maintaining, battery which is trickle-charged by solar panels.

**An impressive display of solar panels on show at the C.A.T. The panels shown here are mainly for water heating purposes.**

### Wind-Driven Generators

Manufacturers of various designs of wind-driven power generators have entrusted the staff of the Centre with the care and evaluation of their products. These include a 0.25kW rotating permanent-magnet unit (used to charge batteries); 1, 2 and 3kW dynamos that are turned by two or three-bladed, horizontal-axis propellers on lattice towers; and one 15kW a.c. machine on a hefty steel tube that looked like a lighthouse to me.

Ensuring a permanent load for such an alternator, meant installing a bank of 3kW immersion-heater elements in a large water tank. This not only prevented runaway revolutions by the three-bladed propeller, but provided a useful store of hot water for the residents to use in windy weather, or shortly after!

Stationary 'windmill' propellers need to 'catch' the slightest breath of air. They should be able to turn into the wind by means of a rudder or fan-tail to produce a justifiable output at moderate wind speeds. They must also be able to cope with wind speeds up to the rated power limits of the generator and structure. Quite a tall order!

### Material Choice

The choice of material for such a wide ranging task came back to the age-old choice...wood. The material is carefully selected for uniformity from wood known to be weather and stress resistant and able to accept preservatives and protective coatings. Modern materials, although capable of being moulded, seem to be liable to creep at high revolutions or distort in high winds. One-piece, two-bladed, propellers seemed to be favoured, giving higher speeds than multi-bladed designs. Another



**Climbing the tower to check that all is well with the three bladed generator.**

advantage of wooden blades is that they are more economical to transport. A six foot type has proved to be a good size to send out to isolated farms and cottages, for installation or replacement.

### **Electrics**

Among the various discoveries made from the studies undertaken at the Centre, has been the revelation of how little electrical power is really needed! Surprising perhaps to the young graduate and 'hi-tech' folk from big cities, but it serves as a reminder to us 'old timers' who have lit (and broken) a few gas mantles.

All the electrics on the site were wired through a tiny (and well packed) control room, enabling monitoring of every outlet and isolation if needed. The control-room doubled as a projection facility into the adjacent lecture-theatre, which also had a video display unit. There's also a library stocked with books covering ecologically appropriate topics, and an overhead projector, obviously constructed from re-cycled parts.

All the lighting on the site is provided by 24V

bulbs. Experience, backed up by observations and enquiries have proved how efficient - in terms best described as physiological rather than lumens - this method is for practical purposes.

### **Saving Energy**

Obviously, if energy is saved, stored, and used more efficiently then less would be needed in the first place. As the energy required for heating purposes is becoming a heavy burden in temperate regions, staff at the Centre are studying a wide range of alternatives. Many of the ideas could be seen undergoing evaluation in terms of £/kWyear. There were d.i.y. water storage tanks and exotic tubes with alternating silvered and blackened surfaces, mounted in evacuated glass tubes on combined shock and thermal collars. All were mounted in suitable situations for visitors and students to see for themselves.

### **Solar Success**

In early summer 1989, the rainfall had been almost zero for several weeks, this severely limited the water power available. There was very little wind, even up on the ridge of the mountain. The brilliant sunshine not only made it possible to have lessons out in the shade of the trees, but enabled the solar panels to generate a kilowatt directly into the batteries, making it necessary to run an engine only occasionally to re-charge batteries.

Most lectures over-ran with both enthusiasm and because of the many questions from the floor. Nominated lecturers were readily helped by visiting experts in the ever widening field of ecological engineering.

So keen were we that after the evening sessions and films had finished, many pots of tea were brewed as we chatted into the early hours. It was so warm that we were able to stay out on the terrace between the students' common room and the dormitories and enjoy our conversation to the full.

### **Services**

I soon realised that the place had none of the 'local authority style' services that are taken for granted these days, even in remote hamlets. Such things as drains, piped, treated and purity-guaranteed water at a pressure that fills cisterns, flushes 'loos', fills kettles, baths and showers weren't available. At this 'Green Oasis' these services need to be continually provided by the labour from a rota of the residents!

Occasionally we were reminded of the limitations of the system. It brought home to us the high reliability level of the national electricity grid with its careful frequency control and steady voltage and associated benefits.

Being no more than an enthusiastic amateur at gardening or civil engineering, I could only look in awe at the vegetable plots, growing prolifically from beds of slate waste. This miracle was provided by the effluent, discharged from the modern flush

Practical Wireless, June 1990

toilets. This material was recycled in carefully controlled stages, to yield odourless compost that could have been bagged and sold, at garden centres or in general stores.

### Scenic Environment

Water had been used to create scenic areas that yielded a different food chain. Birds and animals (wild and domesticated) were finding the environment to their liking. So do fifty thousand folk each year, who often try to return, over-subscribing the wide variety of residential course that the Centre offers.

The course we attended was so well time-tabled, that only early in the morning was it really possible to explore. We browsed in the bookshop, followed the narrow gauge railway track, and peered down the pit of the 'third-world' type wooden water wheel. We also 'played' with the many exhibits (intended for the thousands of day visitors) and chatted to the goats!



Only once was it possible (in daylight) to negotiate the steep incline down to the former narrow gauge railway station and on to the main road and mingle with local people. After the course finished, only those who really had to rush off to Machynlleth Station to catch a train actually did so. Others lingered, browsing amid the books or searching for elusive staff members to say goodbye, but not really wanting to leave the place. PW

**Power direct from solar energy. Students see for themselves the generation of electricity**

## COMMUNICATION CENTRE OF THE NORTH

The largest range of communications equipment available in the North. Full range of receivers, transceivers, antennas, power supplies, meters. All tubing - wall brackets - rotators - insulators.

### FULL KENWOOD RANGE IN STOCK.

<b>BUTTERNUT</b>	<b>SCANNING RECEIVER RANGE</b>
HF2V 40-80m vertical..... £142.00	AR300 Base Station..... £765.00
20 MRK 20m add on kit..... £33.48	AR202 Base Station..... £487.00
HF6VX 6 band vertical..... £167.00	AR950 Base Station..... £249.00
TBR160S 160m Add on kit..... £53.99	AR900 Hand Held..... £199.00
HF4B Triband Mini Beam..... £235.00	AR800 Hand Held..... £165.00
NEW RS 5 Band Vertical..... £259.00	JUPITER II Hand Held..... £299.00
<b>CUSHCRAFT</b>	JUPITER MV600 Base Station..... £345.00
A3 3 element Tnbander..... £329.00	ICOM R700 Base Station..... £990.00
A4 4 element Tnbander..... £353.00	RS35 Airband Base Station..... £235.00
10-3CD 3 element 10m..... £115.00	WIN 108 Hand Held Airband..... £175.00
15-3CD 3 element 15m..... £139.75	AR1000 Hand Held..... £249.00
20-3CD 3 element 20m..... £238.00	<b>SWR/POWER METERS</b>
AP8 8 band 25ft vertical..... £164.00	MFJ 815 HF 2kw SWR/PWR..... £57.32
AV5 5 band 25ft vertical..... £123.00	Ym1E Twin Meter 3.5-150MHz..... £32.00
18 element 2m Boomer..... £106.00	DIAWA CN41DM 35-150MHz..... £61.72
15 element 2m Boomer..... £98.95	DIAWA CN460M 140-450MHz..... £65.40
<b>ANTENNA TUNERS</b>	NS560P 1.8-150MHz + PEP..... £115.00
Kenwood AT230..... £208.00	KOYD-100 1.8-60MHz..... £75.00
MFJ 962B 1.5k Tuner..... £241.00	KOYD-200 1.8-200MHz..... £90.00
MFJ 949C 300W Versatuner..... £157.00	KOYD-400 140-525MHz..... £92.00
MFJ 941D watt Basic..... £105.00	<b>DUMMY LOADS</b>
MFJ 1601 Random Wire Tuner..... £42.02	MFT 300 Watt D. load..... £33.50
Kenwood AT250 Automatic..... £366.00	DL50 60 watt..... £70.95
TEN TEC "254" 200 Watt Antenna Tuner..... £150.00	TEN TEC 100 Watt D.load..... £32.50

**A FULL RANGE OF RECEIVERS FOR AIR-BAND - MARINE - SHORT WAVE - AVAILABLE**  
GSRV full size £18.50 half size £16.00. Full range of Antenna - Accessories plus full range of VHF - UHF - HF mobile Antennas. Alpha HF Linears now available.

Full range of RSGB and ARRL publications in stock. Part Exchanges welcome. Second hand lists daily. Send S.A.E. for details of any equipment. HP terms. Access/Barclaycard facilities. Open 6 days a week. 24 Hour Mail Order Service. Goods normally despatched by return of post.  
POSTAGE-CARRIAGE EXTRA AT COST

Phone 0942-676790.

**STEPHENS JAMES LTD.**  
47 WARRINGTON ROAD,  
LEIGH, LANCS. WN7 3EA.

### FULL TEN-TEC RANGE NOW AVAILABLE

"Paragon", "Corsair", "Omni V" plus all accessories

**MERLIN**

MERLIN WAY, BOWERHILL,  
MELKSHAM, WILTSHIRE SN12 6TJ.  
Tel: 0225 706886. Fax: 0225 708594

**S**YSTEMS

## WIZARDS PACKS

### THIS MONTH'S WIZARDRY The WIZARD PRECISION FILTER

240 volts AC, 13 amps input, 4 off IEC 6 amp sockets output, On/Off switch, Precision Poter block RFI filter, VDR, Mains lead and Plug, Merlin made case and built and tested.

This filter helps to remove your RF from the house wiring.

Price £27.48 VAT Paid P&P £3.00

### The WIZARD'S best 13.8 volt PSU kit so project

In the kit: Pre built PCB, Super Mains Transformer, 3 inch Cube Heatsink, 60000uf Electrolytic, 25amp Bridge Rectifier, 12V DC Fan, Mains Filter, Overvolt Relay, LED Indicators, Amp Meter, Fuse Holders, Terminals and On/Off Switch.

This PSU has an output of 8amps and 8 to 18amps intermittent. With a full set of data sheets.

Price £33.80 + £4.50 P&P

### LINEAR AMPLIFIER BUILDERS

8 off 220uF 400V Electrolytics with mounting clips

Price £15.00 post paid

Printed Circuit Permanent Magnet Motor/Generator with toothed belt reduction drive. Input/Output 2VDC to 30VDC at upto 10Amps. Price £14.00 + £3.50 P&P.

New in Controller Card for the above and others Input power + and - opto 50VDC. This will give a single 5k ohm pot variable speed forward and reverse. Price £7.50 + £2.50 P&P.

**COMPRESSORS**-Gast rotary air/vacuum pump 20psi/29invac. 1/12th HP 240Vac motor. Good for Desoldering/Airbrush work. Just £17.00 + £3.00 P&P.

**IN THE WIZARDS DEN!**-We have from time to time the following new and S/H stock. Printers, Monitors mono/colour. Valve amps and PSUs. Lots of odds and ends.

**MORE DATA**-Ring the wizard on 0225 706886 (Day time) 0225 763027 (Home). For more information or for a visit to the works.

**PAYMENT**-Access, Cheque, PO and Cash Post and Packing on components £1.50. over £20.00 £1.00. Please add VAT to total.

Thank you John and Adnan the Sorcerers Apprentice!

We would like to thank all our new customers for their support. By the way if you have a project you would like to be manufactured, we are always on the lookout for new Wizardry. Sorry for the delay over the list, but we have put all our stock on computers and this has taken time, this is the Wizard's worst enemy!

### Storm Mobile Radio Telephone

Type 634  
66-88 MHz  
12.5 kHz Channel Spacing  
±2.5 kHz Deviation  
Max Bandwidth 1000 kHz  
RF Output Power 10 watts  
Mod FM  
Sensitivity 0.7uV  
12 Volt or 24V Input DC with Control Gear and Data OK for 4 mt.

Price £25.00 + £5.00 P&P


### THE WIZARD POWER CUBE Specification

- 1 20 Amp Hour Dryfit Battery
- 2 Inbuilt Mains Charger
- 3 RF Filtered
- 4 Solar Cell Input (Cells optional)
- 5 Compact Size/Portable
- 6 Merlin Made

Price £76.00 + P&P £8.00

## RUTLAND WINDCHARGERS

- ★ Free power from the wind
- ★ Independent battery charging systems
- ★ Charging commences at 4mph (2m/s)
- ★ Charges 4Amps at 22mph (10m/s)
- ★ Ideal for remote telecoms, automatic feeders and lighting barns, sheds etc



For free brochure contact:

**Marlec Eng Co Ltd, Unit K, Cavendish Ctvd  
Sallow Road, Corby Northants NN17 1DZ  
Tel: 0536 201588 Fax: 0536 400211**

## MAKE YOUR INTERESTS PAY!

More than 8 million students throughout the world have found it worth their while! An ICS home-study course can help you get a better job, make more money and have more fun out of life! ICS has over 90 years experience in home-study courses and is the largest correspondence school in the world. You learn at your own pace, when and where you want under the guidance of expert 'personal' tutors. Find out how we can help YOU. Post or phone today for your **FREE INFORMATION PACK** on the course of your choice. (Tick one box only!)

Electronics	<input type="checkbox"/>	Radio, Audio and TV Servicing	<input type="checkbox"/>
Basic Electronic Engineering (City & Guilds)	<input type="checkbox"/>	Radio Amateur Licence Exam (City & Guilds)	<input type="checkbox"/>
Electrical Engineering	<input type="checkbox"/>	Car Mechanics	<input type="checkbox"/>
Electrical Contracting/Installation	<input type="checkbox"/>	Computer Programming	<input type="checkbox"/>
GCE over 40 'O' and 'A' level subjects	<input type="checkbox"/>		<input type="checkbox"/>

Name \_\_\_\_\_ Address \_\_\_\_\_

**ICS**

International Correspondence Schools, Dept. EES80 312/314 High Street, Sutton, Surrey SM1 1PR. Tel: 01-843 9568 or 041-221 2926 (24 hrs.)




## AMATEUR, PMR, AND INDUSTRIAL RADIO COMMUNICATION SERVICING

- ★ Experienced Technical Staff.
- ★ All Major Manufacturers, e.g. Yaesu. Kenwood. Icom. etc.
- ★ Suppliers of PMR and Amateur Radio Equipment (to your requirements).
- ★ Guaranteed 7 day turnround. (Subject to availability of Spares).
- ★ Trade Service Enquiries Welcome.
- ★ Very Competitive rates for both Private and Trade.
- ★ Carriage arranged.

### Castle Electronics

Unit 2, Building 21.  
Pensnett Trading Est.  
Kingswinford.  
West Midlands. DY6 7PP.



Telephone: (0384) 298616.  
270224.

# ICS

## ICS Electronics Ltd

### Breakthrough in Weather Satellite Reception!

#### MET-2: Meteosat Receive System for IBM-PC, Amiga and Atari Computers



- Includes Antenna, pre-amp, 20 metres of cable, receiver/ demodulator, power supply, software and full documentation.
- Optional picture sequencing (animation) software available for all computers, as well as extended (600 x 800) VGA support for the IBM-PC.
- False colouring and zoom facilities.
- Storage of images to and from disk.
- Easy to use.
- Professional grade construction.

If you own an IBM-PC, Amiga 500 or Amiga 1040ST computer, you can receive satellite pictures of Europe every 30 minutes throughout the day. The results are unbelievably clear. Add false colours. Animate picture sequences to give a more accurate forecast of local weather than radio or TV. You get the information as soon as the Met. Office does.


The system is incredibly easy to use, and the 55 element antenna can be mounted on the side of a building to remain unobtrusive. By far the best results are obtained on the IBM-PC, using VGA graphics.

Send for details, or visit us to see a system in operation. You will find the results as good as in the TV weather forecast!

**MET-2: Only £599.95 plus VAT (£9.50 p and p)**

**ICS Electronics Ltd, Unit V, Rudford Industrial Estate, Arundel, West Sussex BN18 0BD  
Telephone: 0800 525142 (Orders) 0903 731101 (Enquiries) Facsimile: 0903 731105**





*The HTX-10 s.s.b./c.w. exciter is the latest product to be released from C. M Howes and represents a significant development for those with an interest in home construction. Mike Richards G4WNC built the kit and put it through its paces.*

# REVIEW

Anyone interested in home construction of amateur radio equipment will soon discover that the vast majority of kits on the market only support c.w., a.m. and double sideband operational modes. That has now changed with the release of the HTX-10 s.s.b. and c.w. exciter. In fact the HTX-10 is the vital ingredient in a line of kits from Howes, which form the essential elements of a complete 21MHz and 28MHz transceiver. So let's take a closer look at the HTX-10 kit.

## Instructions

Kits can make a great introduction to home construction and are often very cost effective, but a poor kit can be a nightmare. Probably the most important item in any kit, at least as far as newcomers are concerned, is the instructions. Howes have had plenty of experience in the kit business and as a result can produce detailed but simple to follow instructions. One useful offer they do make is that if, after receiving the kit, you think it's beyond your capabilities you can send it back and on payment of the difference they will exchange the kit for an assembled p.c.b.

One point to note about the HTX-10 kit is that it is NOT for beginners, you need to be comfortable working with high density p.c.b.s and integrated circuits. The instructions supplied with the HTX-10 comprised 11 A4 sheets. The first three sheets covered the construction order of the kit, and also included some useful diagrams illustrating how the components should be mounted on the p.c.b.

The following section was a detailed parts list which included the full component marking details. An example of this was where the appropriate colour code was printed next to each resistor, so making identification as easy as possible.

This same technique was used for all the other components. The remaining sections covered the alignment, interconnections and circuit diagrams. I thought the level of detail provided was just about right for this type of kit.

## Construction

The HTX-10 was assembled on one p.c.b. and was of good quality glass fibre and screen printed Practical Wireless, June 1990


with the component overlay. With any kit of this complexity it's important to keep to the recommended assembly order which in this case started with the resistors. I don't expect I'm alone in having difficulty with resistor colour codes, so I usually set up a digital multimeter on the bench and use it to check resistor values during construction. This simple precaution can save a lot of time later on.

There were approximately 80 resistors in the kit, so checking them was quite a time consuming task. I completed fitting the resistors in two sessions with a total time of about 1.5 hours. The next step was to fit the diodes followed by the fixed capacitors.

The total assembly time for the review p.c.b. was approximately 2.5 hours. Although the kit could be constructed in one session, I would strongly recommend that this is broken up into at least two parts, for the sake of accuracy! The supplied instructions were issue 1, and I only found one mistake which was that a 100µF capacitor, C17 was missing from the components list.

I have contacted Howes regarding the error, and

The assembled exciter viewed from above.



# REVIEW

they will no doubt put things right with the next issue. With the p.c.b. complete, the next stage was to mount it in its proposed enclosure, check that all was basically ok and carry out the alignment procedure.

## Alignment

The first part of the alignment procedure was to set all the variable components close to their expected final position. This procedure was clearly covered in the instructions. This method helps, and goes a long way to overcoming many of the problems traditionally associated with the alignment of a complex module such as the HTX-10.

Howes had obviously put a lot of thought into the alignment procedure to make it as practical as possible, bearing in mind the type of test equipment available to the average amateur. It's very easy to write alignment instructions if a full range of test equipment is available, but Howes have managed to limit the requirements to a general coverage receiver and a frequency counter!

In addition to the counter and receiver, you will also need to have a working v.f.o. for 21MHz and 28MHz. The first stage in the process was to set up the carrier oscillator. This was achieved by tuning the receiver to 11.995MHz and adjusting an inductor for maximum received signal on the receiver. It was at this point that the frequency counter was required, to accurately set the carrier frequency for s.s.b. and c.w.

The next stage was to align the 21MHz and 28MHz band pass filters, which again was achieved by using the receiver to monitor the output signal. The final adjustments covered the carrier suppression and microphone gain settings. As you can see from this description, the alignment really has been made extremely simple and is well within the capabilities of most amateurs.

With the alignment complete, I was able to confirm that the suggested starting point for the adjustments was very close indeed to the final settings. This of course meant that the alignment was very quick - about 20 minutes in the case of the review model!

## Circuit Description

I'll give an outline description of the circuit rather than full details as that would warrant an article in itself! Starting with the microphone input. This signal is first amplified by a two transistor amplifier before being applied to an integrated circuit and subsequent active low-pass filter.

The resultant filtered signal is applied to an MC1496 double balanced modulator. Here, a double sideband signal is produced by combining the audio signal and the 11.9957MHz crystal controlled local oscillator. The next process is to convert the d.s.b. signal into a s.s.b. signal using filter technique.

Rather than use a standard commercial filter, Howes have produced their own crystal filter which has the advantage of precisely matching their requirements. The resultant s.s.b. signal is fed to a SL6440C double balanced mixer where it is combined with a v.f.o for conversion to the final operational frequency.

The next stage comprised two banks of relay switched band pass filters - one for 21MHz the other for 28MHz. These provided a significant reduction in out-of-band signals. The final, broad band, stages were required to bring the signal up to 50mW p.e.p. It was at this point that provision for automatic level control (a.l.c.) was provided. One notable point about these power amplification stages is that they all run in Class A to minimise harmonic distortion.

## Transceiver

As you can see from the description so far, the HTX-10 is the heart of an s.s.b. transceiver, but cannot be used on its own. So for the 'on air' tests it was necessary to interface the HTX-10 with a number of other modules to form a working unit. This job was made somewhat easier as Howes supplied a complete transceiver for me to evaluate.

Before I cover the on-air performance of the unit I ought to describe the modules used in the transceiver. The heart of the unit was the HTX-10 exciter, but this was interconnected with a v.f.o., receiver and frequency display. The receiver module used was the DXR-10 direct conversion unit with a coverage from 21MHz to 28MHz. This receiver normally operates using its internal v.f.o. but in this case the VF-10 dual band v.f.o. is used.

The v.f.o. was also used for the HTX-10 exciter, thus ensuring that the transmit and receive frequencies were the same. The VF-10 included a few useful refinements such as a clarifier (r.i.t.) which could be disabled by the p.t.t. line. The final module was the DFD5 digital frequency display which was fed from the HTX-10 to give a readout of the operating frequency.

There was one other module mounted in the review transceiver, and that was a final r.f. power amplifier. However, the details of this module have yet to be finalised and it was not connected in circuit. The housing used for the transceiver review model, comprised a very smart two section steel case which provided excellent r.f. screening in addition to the mechanical protection.

## On Air

For the acid test I set the Howes transceiver up in the shack in place of my own equipment. My first impressions were very favourable indeed and it was difficult to believe I was listening to a comparatively simple direct conversion receiver. The audio quality of the receiver was also good, and there was plenty of power to drive the shack speaker.

Frequency stability of the v.f.o. is obviously an important point in any receiver, and is often an area where performance is lacking in home

## HTX-10 Specification

Frequency	21.0MHz to 21.45MHz
Range	28.0MHz to 29.0MHz
V.F.O. Input	0dBm (1mW)
Microphone	Dynamic 300Ω - 1kΩ
Key Input	Earth keying
Carrier Suppression	40dB or better
Output Level	50mW p.e.p on s.s.b.
Spurious Output	Better than 40dB below full power
Harmonic Output	At least 40dB down at all power levels
Power Supply	12V to 14V at 250mA

constructed units. The VF-10 did very well here and once past the initial warm-up period proved to be perfectly satisfactory for its intended s.s.b. and c.w. operation.

Being keen on data communications myself, I connected up my packet and RTTY equipment to see how it performed. I was again delighted to find that it proved very successful with no problems at all. In fact, the continuous tuning of the v.f.o. meant that it was better than some synthesised receivers.

If you intend to use the receiver for packet operation on one frequency for long periods of time, you will however, find that the v.f.o. needs adjustment from time to time. I found the frequency display to be very clear and there were no signs of any interference breaking through into the receiver. The ability to set the counter resolution to 100Hz was also very useful.

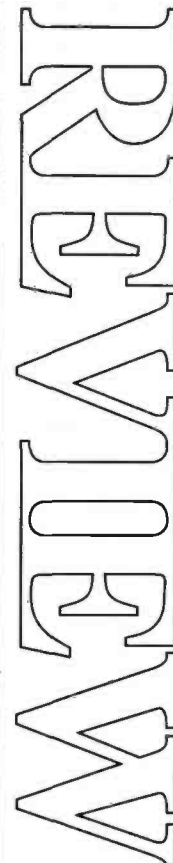
Moving on to the HTX-10 exciter itself, it seemed obvious that with only 50mW of r.f. output available, it was going to be difficult to make any real contacts. I overcame this problem by carrying out my tests between the HTX-10 and my Icom transceiver. The main object being to evaluate the signal quality, so the use of a receiver of known quality was essential.

The overall quality of any transmitter is greatly affected by the microphone, and in this case I used a low impedance Trio model which was supplied by Howes. This microphone produced excellent results on the Icom with a very well balanced audio quality. I would have liked to have put the transceiver through its paces in the lab, but unfortunately there just wasn't time.

PW

### Conclusion

The HTX-10 is a very welcome addition to a well established range of high quality kits from C. M. Howes. The performance of the HTX-10 was well up to the expected standard and provides the foundation for a fine transceiver when combined with the other Howes modules. The HTX-10 is available from C. M. Howes price £49.90 in kit form or £74.90 ready assembled, add £1 p&p. My thanks to C. M. Howes Communications, Eydon, Daventry, Northants NN11 6PT. Tel: (0327) 60178 for the loan of the review kit and transceiver.



## Reg Ward & Co. Ltd. 1 Western Parade, West Street, Axminster, Devon, EX13 5NY. Telephone: Axminster (0297) 34918

<b>Yaesu</b>		<b>Icom</b>		<b>KENWOOD</b>	
FT1000	HF Transceiver	P.O.A.	IC765 NEW	2499.00 (-)	TS940S
FT767	HF Transceiver	1699.00 (-)	IC751A	1600.00 (-)	9 Band TX General Cov RX
FT767E	2m Module (767)	179.00 (3.00)	IC735	979.00 (-)	Auto/ATU
FT767T(70)	70cm Module (767)	225.00 (3.00)	IC725	969.00 (-)	Ext Speaker
FT767(8)	6m Module (767)	179.00 (3.00)	IC725	759.00 (-)	HF 9 Band Gen. Cov. TX/RX
SP767	Speaker	89.96 (3.00)	AT1100	399.00 (4.00)	HF/6m TX Gen. Cov. RX
FT747GX	Budget HF Transceiver	99.00 (-)	AT150	319.00 (4.00)	9 Band TX General Cov RX
FT757GX	Mult HF Transceiver	999.00 (-)	PS65	186.00 (4.00)	Auto/ATU
FP700	20A P.S.U.	219.00 (4.00)	IC505	629.00 (-)	H/Duty PSU
FC700	Manual ATU	149.00 (3.00)	IC2900	869.00 (-)	All Band ATU/Power Meter
FF757HD	Heavy Duty 2m P.S.U.	259.75 (4.00)	IC2765	669.00 (-)	External Speaker Unit
FAS14R	Remote Aerial Switch	80.00 (3.00)	IC25E	399.00 (-)	Matching Power Supply
FT736 NEW	2/70cm 25W Base Stn	1,359.00 (-)	IC275E	1069.00 (-)	Matching Speaker
FT4700	New 2m/70cm Dual Band FM Mobile	979.00 (7.00)	IC45E	310.00 (-)	Station Monitor
FT290MAlt	Mult Super 290 2m Multimode 2.5W	429.00 (6.00)	IC424E NEW	389.00 (4.00)	Band Scope Unit (830/940)
FT690MAlt	Mult 6m M/Mode 2.5W	429.00 (6.00)	IC490	617.00 (-)	10/180 2xW Linear
FT231R	23cm FM Transceiver	478.00 (-)	IC240	639.00 (4.00)	NEW 2m H/Head
FT211RH	2m 45W FM Mobile	309.00 (-)	IC71	859.00 (-)	NEW 70cm H/Head
FT212RH	New 2m 45W FM Mobile	349.00 (-)	IC7000	999.00 (-)	P.O.A. (-)
YHA15	2m H/Head	7.50 (2.00)	AH7000	82.00 (4.20)	NEW 2m/70cm H/Head
YHA44D	70cm H/Head	12.50 (2.00)	SP3	81.00 (4.00)	2m H/H
MMB15	Mobile Bracket	14.56 (2.00)	SP3	81.00 (4.00)	2m H/H Keyboard
FT411	New 2m Mini Keyboard	225.00 (3.00)	DC Cable	7.00 (2.00)	2m 25W M/M Mobile
FB11	New 70cm Mini Keyboard	239.00 (3.00)	EX257	41.00 (2.00)	VHF/UHF Transceiver
FT470	New 2m/70cm Dual Band M/H	389.00 (3.00)	CK8	43.00 (3.00)	Gen Coverage HF/RX
FT23R	2m Mini H/H	209.00 (3.00)	AC2	14.38 (2.00)	VC10
FT23R	70cm Mini H/H	229.00 (3.00)	BC36	70.18 (3.00)	R5000
FB8	Nicad Battery Pack (23/73)	34.50 (3.00)	BP3	29.90 (2.00)	VC20
FN810	Nicad Battery Pack (23/73)	34.50 (2.00)	BP4	9.20 (2.00)	NEW 2m/70cm FM Mobile
FN811	Nicad Battery Pack (23/73)	67.89 (2.00)	CP1	80.85 (2.50)	TM231E
NK18C	Charger (23/73)	17.71 (2.00)	DC1	8.90 (2.00)	NEW 70cm FM Mobile 50/10/5W
SMC26	Charger (23/73) 13A Plug	17.71 (2.00)	DC1	17.25 (2.50)	NEW 2m/70cm FM Mobile
NC28	Charger (23/73)	17.71 (2.00)	HM46	24.18 (2.00)	4P Desk Mic
NC29	Base Charger (23/73)	69.00 (3.00)	HM8	21.85 (2.50)	8P Desk Mic
PA5	Car Adaptor/Charger (23/73)	24.18 (2.00)	HS1	41.25 (2.00)	Electric Desk Mic
MH12A2B	Speaker Mic	31.06 (2.00)	LC1	9.20 (2.00)	Desk Mic Audio Level Comp
MH18A2B	Speaker Mic Miniature (23/73/727)	31.06 (2.00)	LC2	9.20 (2.00)	8P Flat Mic
FR9000C	80-950MHz Scanning RX	609.00 (-)	R1	82.00 (3.00)	4P Flat Mic
PA4C	Power Supply for 9800	49.00 (2.00)	R1	P.O.A.	Mobile Mic (5p.c. 8p)
NC9C	Charger	11.90 (2.00)	R2 NEW	P.O.A.	HF Low Pass Filter
PA3	Car Adaptor/Charger	21.88 (2.00)	R100	5000Hz-1800MHz RX	Lightweight H/Phones
YM24A	Speaker/Mike	31.06 (2.00)			Deluxe H/Phones
FR8900	HF Receiver	849.00 (-)			RS2
FR6900	Converter 118-175 for above	100.00 (3.00)			
FR7700	RX ATU	59.00 (3.00)			
MH188	Head 600 8pin mic	21.00 (2.50)			
MD188	Desk 500 8pin mic	79.00 (2.50)			
MF1A3B	Boom mobile mic	25.00 (2.50)			
YH77	Lightweight phone	18.99 (2.50)			
YH55	Padded phone	28.75 (2.50)			
YH1	Lightweight Mobile Hi-st-Bottom mic	28.75 (2.50)			
S82	PTT Switch Box 290/790	22.00 (2.50)			
SB10	PTT Switch Box 270/2700	22.00 (2.50)			
FL205	25W Linear	116.00 (3.00)			
FL8020	6m 100W Linear	199.00 (3.00)			
QTR24D	World Clock	38.00 (3.00)			

### C W Keyers

Item	Price
HE-MOUND	
HK702 Straight key (adjustable tension)	42.48 (2.50)
HK703 Straight key (adjustable tension)	38.45 (2.50)
HK704 Straight key (adjustable tension)	26.35 (2.50)
HK705 Straight key (adjustable tension)	22.48 (2.50)
HK706 Straight key (adjustable tension)	21.90 (2.50)
HK707 Straight key (adjustable tension)	30.18 (2.50)
HK802 Straight key (Deluxe-Brass)	109.00 (3.50)
HK803 Straight key (Brass)	104.50 (3.50)
HK703 Squeeze key	34.50 (2.50)
HK704 Squeeze key	30.00 (2.50)
HK705 Squeeze key	32.78 (2.50)
HK706 Squeeze key	30.46 (2.50)

### Rotators

Item	Price
STARMASTER	
Dewsbury Electronic Keyer Unit (No Paddle)	84.70 (4.00)
Dewsbury Electronic Memory Keyer (No Paddle)	95.00 (4.00)
G250	78.00 (4.00)
AR200XL	49.90 (4.00)
G400	139.00 (5.00)
G400R	169.00 (5.00)
Medium Duty (Round Face)	219.00 (5.00)
Medium/Heavy Duty	219.00 (5.00)
Heavy Duty	445.00 (5.00)
Elevating Rotator	149.00 (5.00)
Asynch/Elevating	279.00 (5.00)
NEW HF Transceiver	P.O.A. (-)


### SWR/PWR Meters

Item	Price
HANSEN	
W7205	130/440MHz 20/200W
JD110	1.5-150MHz
YMK	3.5-150MHz
Yaesu Y560	1.5-80MHz
Yaesu Y5600	140-525MHz
Hanson	
PS800H	1.5-30MHz

### Miscellaneous

Item	Price
SMCS 2U	18.95 (2.50)
SMCS 2N	23.90 (2.50)
Kenpro PK21N	27.00 (2.50)
T30	10.29 (2.50)
T100	49.00 (3.00)
T200	85.00 (3.00)
WAI	24.95 (2.00)
PK232	299.95 (3.00)
Datong D70	63.40 (3.00)
Datong FL2	100.91 (3.00)
Datong FL3	145.51 (3.00)
Datong ASP	93.16 (3.00)
Datong ASP	93.16 (3.00)
Datong PC1	77.62 (3.00)
Datong PC2	184.80 (3.00)

# Low Voltage Warning Alarm



*After fitting this alarm, designed by Mike Rowe G8JVE, to your p.s.u., you can sit back and relax knowing it has that little 'extra' in protection.*

Have you ever 'cooked' or damaged a power supply because the output has been accidentally short circuited without you realising it? This handy little gadget is very easy to make and gives an audible warning when the voltage falls below 3V. Another plus is that it's so small that you can fit it into a variety of amateur radio gear.

The alarm can also help where the loading on the power supply is not enough to blow fuses, but can still overheat transformers and other expensive components. In this age of fully rated equipment there's often not much of a margin for overloads and any extra form of protection could save you money.

The circuit for the low-voltage warning unit is shown in Fig. 1, and is based on a 4093 device. In operation the alarm is very simple to install and is

connected either side of the existing regulator in the power supply to be protected. The alarm is shown connected this way in the block diagram in Fig. 2, where it can obtain its power supply from point A and most effectively monitor any dramatic drop in voltage at point B.

### How It Works

The supply for the low voltage warning alarm, obtained from point A, is regulated down to 5V to supply the 4093. Transistor TR1 has a base reference voltage set by the 5.6V Zener diode, D1.

Providing the sensing input to the alarm from the equipment to be protected is simplicity itself. The sensing voltage is applied to IC1a via R2. This input is connected to the output of the p.s.u. at point B in Fig. 2. The -V connection of the alarm is then connected to the -V supply of the p.s.u. as shown.

To prevent the gate input voltage exceeding both supply rails and possibly causing damage to IC1, the input voltage from the p.s.u. is applied via R2. It is then clamped by the Zener diode, D2.

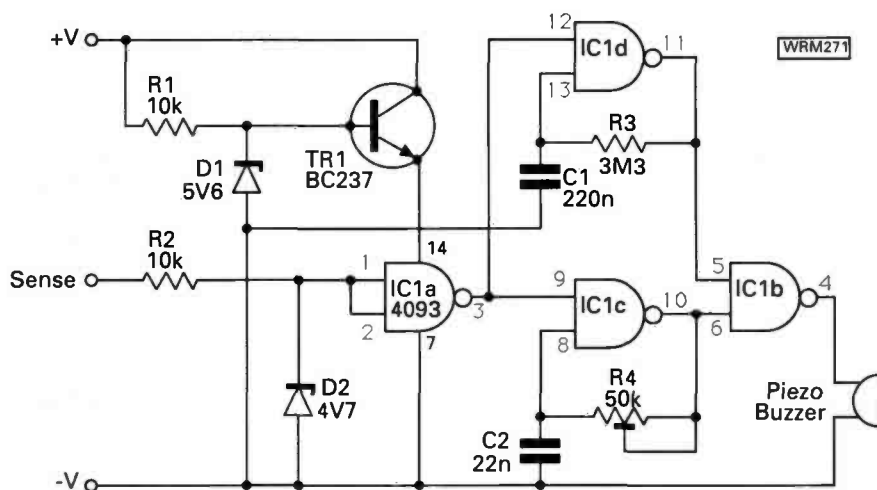
When the alarm is working and the p.s.u. is 'healthy', pins 1 and 2 on IC1a are high and pin 3 is low. A low frequency oscillator, operating at about 3Hz, is provided by IC1d and another oscillator is provided by IC1c. The IC1c oscillator runs at a higher frequency than IC1d, and can be adjusted by R4. Both oscillators are inhibited by a low state on pins 12 and 9.

When the input to pins 1 and 2 goes low (when a short circuit of the p.s.u. occurs) pin 3 goes high, starting both the oscillators. The outputs of the oscillators are added in IC1b, which then provides the necessary drive for the piezoelectric buzzer.

### Construction and Setting Up

The alarm can be built to best advantage on a small p.c.b., the layout of which is shown in Fig. 3. You should first mount all the components on the

**Fig. 1 The low voltage wiring circuit diagram.**



p.c.b, taking care to place IC1, TR1, D1 and D2 correctly before soldering them into position.

It's a good idea to mount the piezoelectric buzzer on stand-off bolts on the p.c.b. track side. This will make it easier to check and replace other components should the unit goes wrong.

### Checking

After completing the board and carrying out the usual checks for solder-bridging and other potential problems, the alarm can be connected into circuit as shown in Fig. 2. Once you've done this, temporarily connect the sensing lead (this connection leaves the p.c.b. from the unconnected end of R2) to the -Ve line and adjust R4 for maximum output from the piezoelectric buzzer. As R4 is adjusted, you should notice a significant increase in the audio output as the oscillator drive approaches the buzzer's resonant frequency.

### Finally

After this final test, the sense connection can be soldered onto the output terminal of the p.s.u. to be protected, as shown in Fig. 2. You can then sit back and relax in the knowledge that your p.s.u. is that much better protected than before and has that hidden extra!

PW

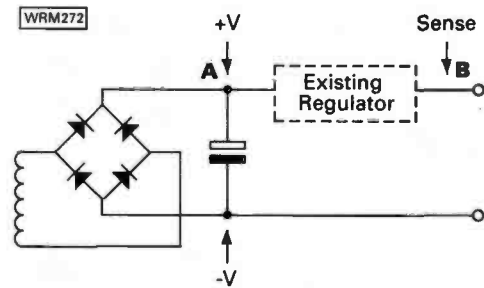


Fig. 2. Showing the supply and sense points for the unit.

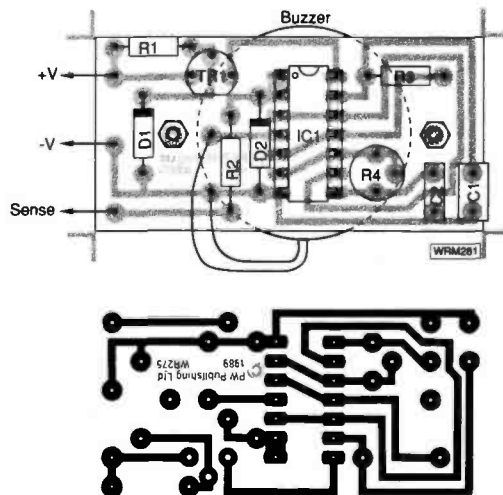


Fig. 3

## Shopping List

### Resistors

0.25W 5% Carbon film

10k $\Omega$  2 R1, R2  
3.3M $\Omega$  1 R3

Potentiometer rotary p.c.b. mounting

50k $\Omega$  1 R4

### Capacitors

Plastics cased miniature metallised polyester film

22nF 1 C2  
220nF 1 C1

### Semiconductors

Integrated Circuits

4093 1 IC1 (Maplin QW53H)

Transistors

BC237 1 TR1 (Cirkit 58-00237)

Diodes

BZY88C 1 D1 5.6V (Maplin QH08J)  
BZY88C 1 D2 4.7V (Maplin QH06G)

### Buzzer

piezoelectric 1 9V encased element  
(Cirkit PKM29-3A0)

### Miscellaneous

Connecting wire, p.c.b., stand-off bolts and nuts for buzzer mounting, double-sided adhesive pads for attaching alarm in p.s.u.

Component layout and track pattern for the printed circuit board available from the PW p.c.b. service.

**HOW MUCH ?**

**£ 8.00**

**HOW DIFFICULT**

**Intermediate**

# NiCad Recycler Part 2



*In this second part of the NiCad Recycler, Peter A. Lovelock looks at building and setting the unit up for everyday use*

The unit is built on a p.c.b. that holds most of the main components. The case that houses the NiCad Recycler should be provided with adequate ventilation holes to ensure a good air-flow.

By allowing a good flow of air over the transformer and other components you should get a long and trouble-free life from the Recycler. The importance of this factor should not be overlooked, especially when you consider the long cycle times needed for some larger capacity batteries.

A suitable enclosure for the project is a steel case, such as the Maplin type 2108. This case provides a sturdy enclosure and has the advantages that the front and back panels are detachable. Also more than adequate ventilation holes are provided in the design.

### Layout

With the recommended lay-out, the mains transformer and the p.c.b. are arranged so that there are gaps between them. This will aid cooling and will also allow the large computer-type electrolytic capacitor for the 'Zapper' facility to be suitably placed. The suggested front panel layout is shown in Fig. 2.1. I recommend that you stick to this layout, as it seems to work well in practice. Power for the Recycler is provided from a 24V secondary transformer with a 1A rating. Again, in practice this rating has proved to be perfectly acceptable. The transformer fitted into the PW

**Fig. 2.1: The front panel layout of the NiCad Recycler**

prototype only became barely warm to the touch after many hours of use.

In the prototype this electrolytic capacitor was held in place by double-sided adhesive tape. A spring-clip type of holder is perfectly acceptable if you don't mind the extra drilling required for the necessary fixing bolts.

### Heat Dissipation

The case has ventilation holes provided in the bottom plate and a further series along the top cover. These inbuilt holes should be more than adequate and no further holes will be needed for the unit in normal use.

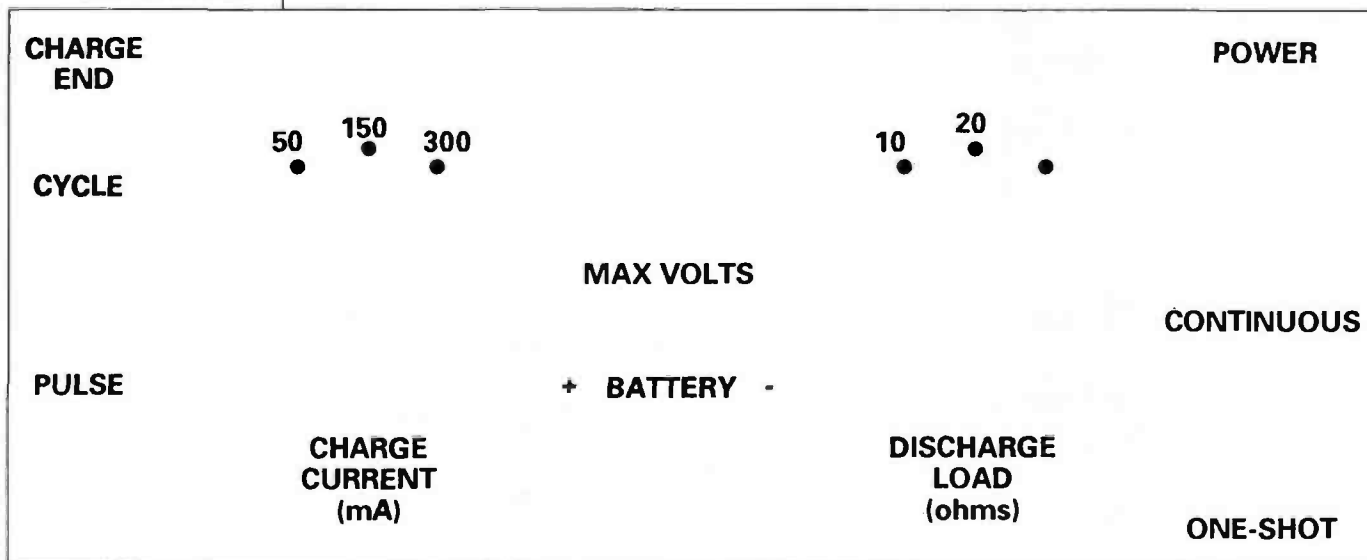
Heat sinks for IC1 and IC2 are essential for reliable operation. For the most efficient transfer of heat, silicone grease may be applied between each i.c. and its heat sink. The rear panel provides an excellent heat sink for the only other high-dissipation components. These are 15W wire-wound 10Ω resistors R20 and R21. Neither of these resistors require heat-sinking compound as they bolt directly onto the rear panel, which provides a large heat dissipating area.

The p.c.b., track and component overlay are shown in Fig. 2.2. The heaviest gauge wire possible should be used for the off-board connections to C3+ and S5b. A short thick wire should also be connected from the negative of the capacitor C3, to socket SK2. High current pulses are carried in this area of the circuit and its efficiency depends on the lowest series resistance in circuit.

To build the unit, follow the layout shown, there's no special order of fitting components to the board. You should also examine the p.c.b. for solder-bridges and poor connections or wrong component placing.

### Calibration and Adjustment

If everything is okay the Recycler will be ready for initial calibration. To calibrate the charge voltage limit, connect an accurate voltmeter (preferably a digital type) between the wiper of R1 and ground. Adjust R1 for each end charge voltages (while logging the potentiometer dial setting). Table 1 shows the ideal end charge voltage for one to ten cells. If using the switch option as outlined in the last part then check that



the correct voltages are as shown for the appropriate cell count (see Table 1).

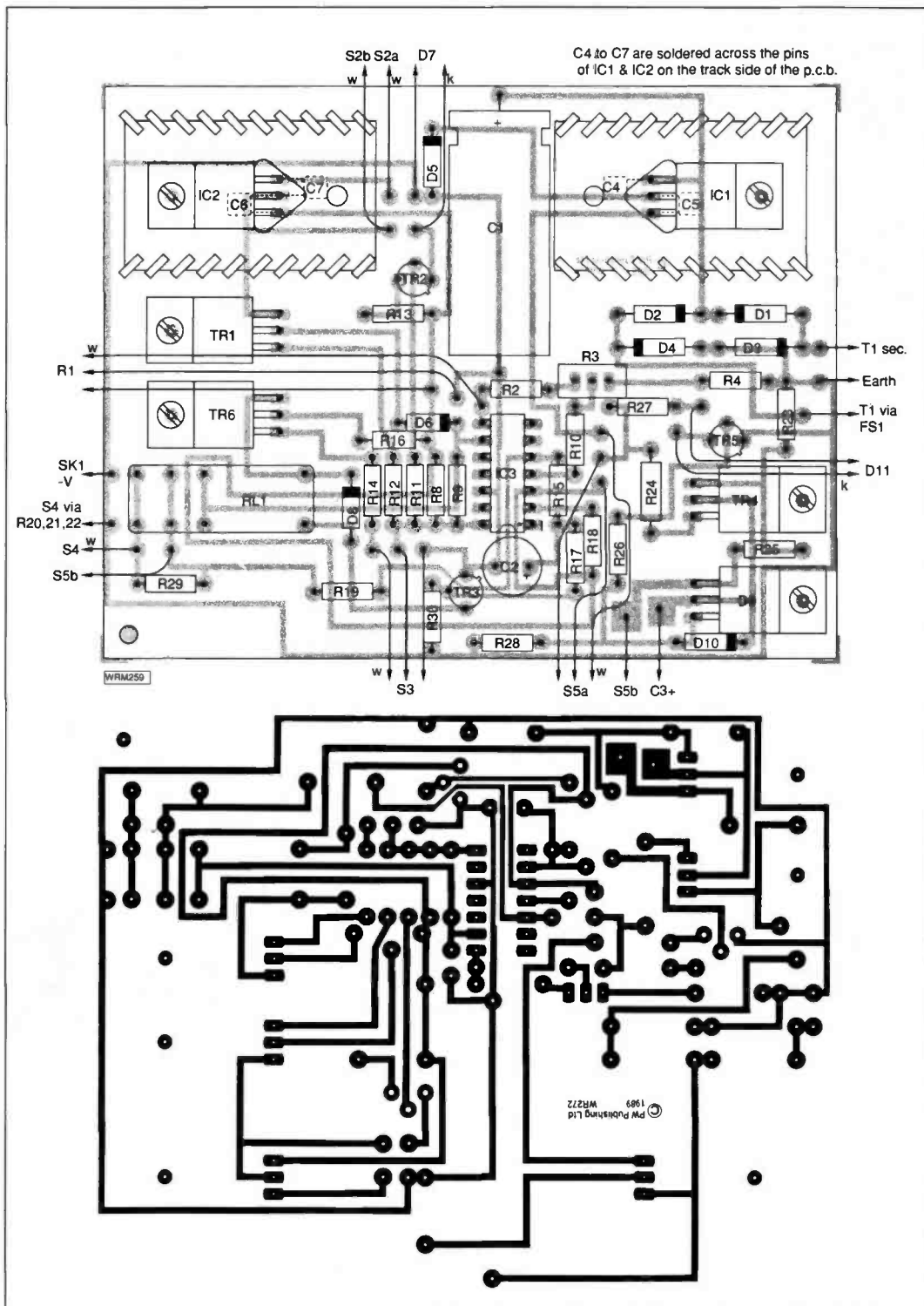
To calibrate the deep discharge limit, set the charge maximum to 8.4V (6-cells). Connect the voltmeter to the wiper of R3 and ground. Adjust the level, using R3, to 6.0V (1V per cell). No further adjustment of R3 is required since it automatically tracks the setting of R1.

The discharge load resistor in the prototype is made up from two 10Ω 15W resistors (mounted on rear panel) that suits the requirements of recycling 12V transceiver battery packs. A 10-cell, 12.5V


**Table 1. End charge voltage for battery packs**

1.4V (1 cell)	2.8V (2 cells)	4.2V (3 cells)
5.6V (4 cells)	7.0V (5 cells)	
8.4V (6 cells)	9.8V (7 cells)	11.2V (8 cells)
12.6V (9 cells)	14.0V (10 cells)	

500mAh pack discharges at 625mA in about an hour. However, a single 1.25V 500mAh size AA cell will discharge 62.5mA in about 8 hours. The extreme case,



**Fig. 2.2: Component overlay and track pattern for the project. The p.c.b. will be available from the PW services**



**The completed NiCad Recycler**

a single 4000 mAh D cell will take 64 hours to discharge fully, which is time consuming for recycling.

If you expect to recycle high capacity cells, you will need to select appropriate loads for maximum permissible discharge rates to speed up the process. Maximum discharge current should not discharge a cell in under one hour. Load resistor values may be calculated using Ohm's law ( $R = V/I$ ) for the total voltage and maximum discharge current for each combination.

DO NOT FORGET that high levels of heat can be generated during discharge.

**General**

When first recycling a 'memorised' battery best results are obtained by using a low charge rate of one tenth of the ampere hour rate (e.g. 50mA for 500mAh AA cells). Remember that charge and discharge values

may be altered to suit your requirements. Don't forget that low capacity battery packs should not be subjected to heavy discharge current. This could lead to a state of insufficient discharge and cause the cycling to be less effective than it might be.

**Individual Cell Records**

Many NiCad users will have a multiplicity of cells. In fact, it is very easy to lose track of each individual cell. How about keeping tags on them? One method is to give each cell a number and keep a record on each. You could then have a very useful record as to how individual cells have faired. More importantly perhaps, it may show if one brand of cell is proving to be more reliable than others. Together your NiCad recycler and cell-log could save you a great deal of money and time!

PW

**HAVING DIFFICULTY GETTING YOUR COPY OF PRACTICAL WIRELESS ?**

**Be sure of getting your copy of PW each month. Place this regular order form with your newsagent... today**

Dear Newsagent, Distributed by Seymour  
 please reserve / deliver my monthly  
 copy of PRACTICAL WIRELESS

NAME .....

ADDRESS .....

.....

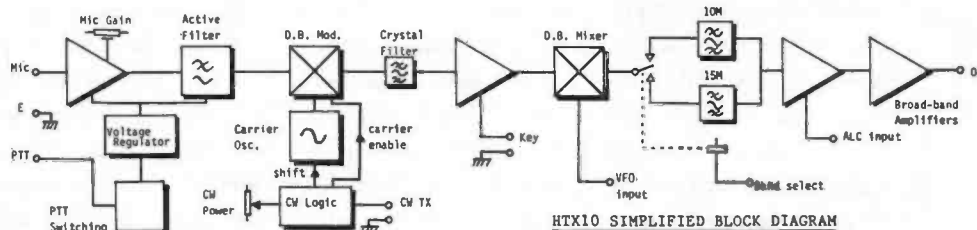
.....

Signed .....





## NEW SSB EXCITER KIT!



The new *HOWES HTX10* is an SSB and CW exciter for the 10 and 15M bands. It has been designed to be the heart of a transceiver for these bands, or as part of a "tunable I.F." for driving transverters.

SSB generation is by the filter method using a double balanced modulator and crystal filter. The onboard microphone amplifier is designed for low impedance microphones, and the key input accepts straight or electronic keyers. Relay switched band filters, PTT switching, and ALC input facilities are amongst the technical features provided.

Perhaps the most important feature of the *HTX10* is that it is a *HOWES KIT*. This means that the module has been designed specifically for home construction, with ease of building and set-up in mind. Our high grade signal generators, spectrum analyzer etc. are used in the development to produce a level of cost effective, repeatable performance, that frankly we doubt could be achieved by the amateur designer lacking these professional facilities. However, no fancy equipment is needed to get your kit up and running.

There is an expanding range of interlinking, companion kits for you to use with the *HTX10* if you wish. The *DXR10* receiver and *VF10* VFO kits are available now, and there are matching transverter and PA kits under development. Our other accessory kits such as the *DFD5* Digital Frequency Readout, *AP3* Automatic Speech Processor etc. can also be used in conjunction with the other kits to help build yourself a really super rig with excellent performance and features.

### SOME TECHNICAL DETAILS

- ★ 2.8kHz SSB crystal filter with 80dB stopband
- ★ 8 pole band filters
- ★ All carrier, spurious and harmonics at least 40dB down
- ★ MC1496 double balanced modulator
- ★ SL6440 double balanced mixer
- ★ Broad-band, class A output stages designed for exceptional linearity
- ★ Variable CW power control, full key click suppression
- ★ 50mW PEP output to drive transverter or PA board

If you fancy the challenge of building something a little more "upmarket" than a simple QRP CW rig, then the *HTX10* may well prove of interest.

**HTX10 Kit: £49.90**

**Assembled PCB: £74.90**

### VF10 DUAL BAND VFO TO SUIT HTX10

The new *VF10* has been designed to provide the VFO input to the *HTX10* for operation on 10 and 15M. It has all the features normally found on our well regarded, stable VFOs: IRT (clarifier), FET oscillators, voltage regulation and separate buffered outputs for TX and RX use. Used with a 50pF tuning capacitor, the *VF10* will tune the *HTX10* over 28 to 28.6 and 21 to 21.45MHz. A larger capacitor can be used for wider tuning range on 10M if you wish. Circuitry includes 16 transistors (5 FETs) and 14 diodes.

**VF10 Kit: £16.50**

**Assembled PCB: £28.80**

### HOWES RECEIVER KITS

The *HOWES DcRx* series of direct conversion receiver kits was launched on the amateur market at the start of 1983. They quickly established themselves as a new and low cost route to home construction of a communications receiver.

The success of these little kits did not go unnoticed, and since their introduction, the direct conversion concept has been taken up by many others in numerous constructional articles and the inevitable imitations. Traditionally DC receivers have been limited to the lower frequency bands, but the launch early last year of the *DXR10* giving coverage of 10, 12 and 15M bands demonstrated our continued ability to innovate. No doubt you'll be seeing 10, 12 and 15M direct conversion receivers from others in due course! In the meantime they are available from us and our many stockists around the country — you can even see one at the Science Museum in London!

	KIT	ASSEMBLED PCB
DXR10 10, 12 & 15M SSB/CW Receiver	£24.90	£36.90
DcRx Single band RX for 80, 40, or 20/30M	£15.60	£21.50
MBRX HF Marine band SSB/CW receiver	£29.90	£44.90

*Hardware packages* (case, slow-motion dial, tuning capacitor(s), knobs, sockets etc) are available to go with the receiver kits to make life easier for the less experienced constructor.

DXR10 hardware: £14.00. DcRx hardware: £15.50. MBRX hardware: £26.00.

### SOME INTERLINKING HOWES ACCESSORY KITS

	KIT	ASSEMBLED PCB
AP3 Automatic Speech Processor	£15.90	£22.80
CM2 Quality Mic with "VOGAD"	£11.90	£15.90
CTU30 All Band 160 to 6M ATU 30W	£27.90	£33.90
DCS2 "S meter" to suit receiver	£7.90	£11.90
CSL4 Narrow SSB & CW filter for RX	£9.90	£15.90
DFD5 Digital Frequency Counter	£39.90	£59.90
ST2 Side-tone oscillator	£8.80	£13.50
SWB30 SWR/Power indicator/load	£12.50	£17.30

Please add £1.00 P&P to your total order value.

All *HOWES* kits include full, clear instructions, a good quality PCB with screen printed parts locations, and all board mounted components (yes, this does include the crystal filter on the *HTX10*!). Delivery is normally within 7 days. Credit card sales and technical help are available by 'phone during office hours, but please send an SAE for a copy of our catalogue or data sheets on specific products.

73 from Dave G4KQH,  
Technical Manager.



# Practical Wireless 144MHz QRP Conte

Once again, the PW QRP Contest will be held and Neill Taylor

PW 144MHz QRP Contest 1990

The eighth annual PW QRP contest will again provide v.h.f. enthusiasts with a chance of some long-distance operation using low power. The 3 watt transmitter output power limit gives the user of the most simple equipment the opportunity to join in the fun and compete effectively. The high level of activity, with many groups setting up stations on the tops of hills and mountains around the UK, guarantees that the maximum DX potential of the QRP station is realised - even seasoned operators often express surprise at how far they have worked with only 3 watts.

In previous years the QRP contest has been particularly popular with newcomers, so if you have not tasted the delights of contest operation before, why not have a go? You can enter on your own, or get together with some friends to form a group. If this is your first contest, and you're not sure where to start, take a look back at the article which accompanied the rules to last year's event (PW June 1989) for some general advice.

The rules for 1990 are very similar to last year, but will all entrants please read through them carefully. Please be particularly careful when sending in your entry that you have provided all the information required.

The winners cup and a variety of certificates are to be awarded as usual, plus the PW Tennamast Trophy for the leading Scottish station. Good luck to all participants, and fingers crossed for a dose of good propagation conditions to really liven things up!

## Rules

### 1. General

The contest is open to all licensed radio amateurs, fixed stations or portable, using s.s.b., c.w. or f.m. in the 144MHz (2m) band. Entries may be from individuals or from groups, clubs, etc. The duration will be from 0900 to 1700UTC on 17 June 1990.

All stations must operate within the terms of the licence. Entrants should observe the band plan and keep clear of normal calling frequencies (144.300MHz and 145.500MHz) and those used by GB2RS during the morning (144.250MHz and 145.525MHz). Keep clear of any other frequency that is obviously in use for non-contest purposes.

The station must use the same callsign throughout the contest and may not change its location. Special event callsigns may not be used.

### 2. Contacts

Contacts will consist of the exchange of the following minimum information:

- (i) callsigns of both stations
- (ii) signal report, standard RS(T) system
- (iii) serial number: a 3-digit number incremented by one for each contact, starting at 001 for the first
- (iv) locator (i.e. full 6-character IARU Universal Locator for the location of the station).

Information must be sent to, and received from, each station individually, and contact may not be established with more than one station at a time. Simultaneous operation on more than one frequency is not permitted.

If a non-competing station is worked and is unable to send his full universal locator, his old-style QTH locator ("QRA") or his location may be logged instead. However, for a square to count as a multiplier (see rule 4), either a full 6-character IARU universal locator, or full 5-character European QTH locator must have been received in at least one contact with a station in the square.

Contacts via repeaters or satellites are not permitted.

### 3. Power

The output power of the transmitter final stage shall not exceed 3 watts p.e.p. If the equipment in use is usually capable of a higher power, the power shall be reduced and measured by satisfactory means. The simplest way is often to apply a (variable) negative voltage to the transmitter a.l.c. line, reached via the accessory socket. The output power can be accurately measured using the simple circuit of Fig. 1. Connect this to the 50Ω output of the transmitter and adjust the power so that the voltmeter does not exceed 16.7V on a good whistle into the microphone.

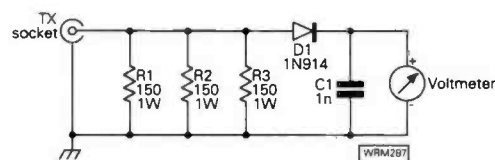


Fig. 1

### 4. Scoring

Each contact will score one point. The total number of points gained in the eight-hour period will then be multiplied by the number of different locator squares in which contacts were made (a "square" here is the area defined by the first four characters of a universal locator).

Example: 52 stations worked in IO81, IO90, IO91, IO92 and JO01 squares; final score = 5 x 52 = 260.

Only one contact with a given station will count as a scoring contact, even if it has changed its location, e.g. gone /M or /P. If a duplicate contact is inadvertently made, it must still be recorded in the log, and clearly marked as a duplicate.

# st 1990 0900-1700UTC, 17 June 1990

G4HLX lays out the rules that all competitors must follow.

## 5. Log

The log submitted as an entry must be clearly written on one side only of A4 sized (210 x 297mm) paper (the normal way up, not sideways), ruled into columns showing:

- (i) time UTC (GMT)
- (ii) callsign of station worked
- (iii) report and serial number sent
- (iv) report and serial number received
- (v) locator received (or location).

Underline or highlight the first contact in each of the locator squares worked.

At the top of each sheet, write:

- (a) callsign of your station
- (b) your locator as sent
- (c) sheet number and total number of sheets (e.g. "sheet no. 3 of 5").

The sample shown here illustrates how each sheet should be headed.

## 6. Entries

Accompanying each entry must be a separate sheet of A4 sized paper bearing the following information:

- (a) name of entrant (or of club, etc., in a group entry) as it is to appear in the results table
- (b) callsign used during contest (including any suffix)
- (c) name and address for correspondence
- (d) details of location of station during contest; for portable stations, a national grid reference is preferred
- (e) locator as sent
- (f) whether single- or multi-operator (a single-operator is an individual who received no assistance from any person in operating the station, which is either his permanent home station or a portable station established solely by him/her); if multi-operator, include a list of operators names and callsigns
- (g) total number of contacts and locator squares worked
- (h) list of the locator squares worked
- (i) a full description of the equipment used including TX p.e.p. output power
- (j) if the transmitting equipment is capable of more than 3W p.e.p. output, a description of the methods used (i) to reduce and (ii) to measure the output power
- (k) antenna used and approximate station height a.s.l.

Failure to supply the previous information may lead to loss of points or disqualification. The following declaration must then be written and signed by the entrant (by one responsible person in the case of a group entry): "I confirm that the station was operated within the rules and spirit of the event, and that the above information is correct".

This declaration concludes the entry, which should be sent, with the log sheets, to: Practical Wireless Contest, c/o Dr. N.P. Taylor, G4HLX, 46 Hunters Field, Stanford in the Vale, Faringdon, Oxon. SN7 8LX. A large s.a.e. should be enclosed if a full set of contest results is required.

Entries must be postmarked no later than **2 July 1990**. Late entries will incur a heavy points penalty.

Any other general comments about the station, the contest and conditions during it are welcome, but should be written on a separate sheet of paper. Photographs of the station are also invited (but please note that these cannot be returned); if these are not available by the time the entry is submitted they may be forwarded later, to arrive by 6 August 1990.

## 7. Miscellaneous

When operating portable, obtain permission from the owner of the land before using a site. Always leave the site clean and tidy, removing all litter. Observe the Country Code.

Take reasonable precautions to avoid choosing a site which another group is also planning to use. It is wise to have an alternative site available in case this problem does arise.

Make sure your transmitter is properly adjusted and is not radiating a broad or poor-quality signal, e.g. by over-driving or excessive speech compression. On the other hand, be aware that your receiver may experience problems due to the numerous very strong signals it will have to handle, and that this may lead you to believe that another station is radiating a poor signal. Before reaching this conclusion, try heavy attenuation at the receiver input. The use of a high-gain RF pre-amplifier is likely to worsen strong-signal problems, so if you do use one, it is best to be able to switch it off when necessary.

## 8. Adjudication

Points will be deducted for errors in the information sent or received as shown by the logs. Unmarked duplicate contacts will carry a heavy points penalty. Failure to supply the complete information required by rule 6 may also lead to deduction of points.

A breach of these rules may lead to disqualification. In the case of any dispute, the decision of the adjudicators will be final.

The leading station will receive the winners' cup, and the leading Scottish station will be awarded the PW Tennamast trophy. Certificates will be awarded to runners-up and in many other categories, including the leading station in each locator square.

PW 144MHZ QRP CONTEST 1990

## PRACTICAL WIRELESS 144MHz QRP CONTEST 1990

Date	Callsign	Locator	Sheet No Of
Time GMT	Callsign	Report & Serial No	Locator
		Sent	Received

# Back-Scatter

## HF Bands

Reports to

Paul Essery GW3KFE

287 Heol-y-Coleg, Vaynor, Newtown, Powys SY16 1RA

After a weekend of June-like weather, the view outside has reverted to normal; like a winter's day - dark dank and dirty! However, it gave me time to carry out a little experiment, and add 18m to the end-fed wire. Not only has this made a marked change to the feed impedance, and hence the ground losses, but it seems at first sight to have done what I wanted, by way of a fairly strong lobe in a different direction.

### Conditions

Very definitely, a touch of the curate's egg. We seem to have had a poor period earlier on, and signs of a pick-up over the past few days. However, I am a mere observer of the scene, leaving it as always, to you to tell me what's going on.

### Events

I have, of course, to look into the dim future - thank heaven for the *CQ Magazine's* 'Contest Calendar' which is ably written by John Dorr K1AR. From his listing I see the CQ WW WPX CW is over the weekend of May 26-27.

July 20-21 shows the World Radiosport Team Championship. This is a new one, part of the Goodwill Games, in which teams from the participating countries compete in all sorts of sports and activities. In Amateur Radio, the contest runs from 2100Z on July 20, to 0700Z on 21st. So far, so good. The novelty is that the teams from each country (four two-man teams and a reserve, plus a non-playing team captain) will ALL be based at existing locations in the Seattle area. Each station will be equipped with equal equipment, thanks to the sponsors, and teams will represent USA, USSR, JA, VE, EA, HA, LZ, G, SM, OH, I, F, DL, OK, PY, and LU. The contest will be either c.w. or s.s.b., and the exchange RS(T) plus serial number. For the stations representing their countries in Seattle there are some worthy awards, and for those of us who can hook a goodly number of them, in whatever mode, awards and 'memorabilia', whatever that may be.

### Expeditions

The JA1UT Bangladesh effort netted some 1100 contacts and paved the way for amateur radio licensing; and between me writing this and you reading it, K5VT will be on for ten days.

At the time of writing, there are rumours of an operation from Conway Reef 3D2, but nothing firm is known; Marti Laine and Marek YJ8M are two names allied to the buzzes.

The new prefix for Namibia will be V51; ex-ZS3s will use V51, while ex-ZR3s will have V50, in each case followed by the suffix of their old ZS/ZR call.

The proposed CEO operation by KB6SL and CE3BFZ seems to have been postponed until later in the year; October and November are now being mentioned.

By now the Jarvis Island expedition will have been and gone; this one may be a new one for DXCC purposes.

### Top Band

Let's make a start with Top Band; and here it was a pleasure to receive a telephone call from **G4AKY** (Sevenoaks) and to know he is still doing his thing on the band. It sounds as though Dave is maintaining his enthusiasm at the current QTH. One wonders just how many homes G4AKY has had from which he managed all continents on Top Band... I recall him doing one before going to Harlow, at Harlow, at Newport Essex, and now from Sevenoaks, which must be the first demonstration that it is possible from more or less anywhere only given that one is ready and willing to tackle the question of antennas and earth systems.

Another addict of this band is **G3BDQ** (Hastings) who found LZ2DF, UA3DUQ, UC2AJB, UA3ZOV, UT5ULJ, UZ9XYU and UW1ZE; while a single 30-minute bash on s.s.b. yielded OZ1ADL, UC1AWC, OY9JD, I8UZA, OK1DXS, YL1WT, I6FLD, ES5RY, SP5INQ, IO4YSS, EA3ALD, UB5LWA, Y28AL, UZ4PWA and VE1ZZ.

As for me, over the past weekend, another 18m have been added to the end of the 3.5MHz wire, and I must now see if I can persuade the a.t.u. to turn whatever it is into something a little more to the liking of the rig. But first, to finish this column!

### The 3.5MHz Band

Enter, stageright, **G3NOF** (Yeovil) who complains that the columnar space isn't balanced compared with the v.h.f. boys... to which the only answer is that it is up to all you out there to so deluge me with reports that I can justify more space. One snag though - after getting me some more space, you have to go on reporting in sufficient numbers to retain it! However, on Eighty, Don managed just a single DX contact, with J6LQC on s.s.b..

Turning to **ON7PQ** (Kortrijk), Pat sticks to c.w. for his radio activity; mentions are made of contacts on this band with K110A, J34P, 5T5CK, 6W6JK, JP1DMX/H18, TA1AZK, EL2CX, 9H3JR, V31BB, ZC4CZ and 3A2LF. ON7PQ bewails the short list noting that his time has been taken up with the making of a rotary dipole for the WARC bands, for which the traps are all done, plus of course the inevitable curse of all radio amateurs, namely gardening; and of course after the gales a small amount of essential maintenance of the beam.

Now we turn to another c.w. addict, namely **GM3JDR** (Aukengill) who comments wryly that conditions being the way they have been, it's been hard work deciding what band to sample! Of course, up there north of Wick, the change in daylight hours can have a very marked effect on, say the 7MHz band, and in mid-summer it would be hardly usable at all with no darkness to speak of. However this time on 3.5MHz, ZM1AIZ, K8IU, K3IA and J34LTA were all booked in.

**GW0HWK** (Wrexham) notes that RAYNET were out at Towyn when the sea wall was first breached; and another activity was GB2BGR for the local Guides. However, still managed to get a bit of time in from home, giving him 3.5MHz contacts to N4CQC, SP9LZT, GB4HGG, GB2LDA, G6LD, G3LEV, G3AQS, G4XDK, and the following six on SSTV: G4EIK, G3GDU, GW3MEO, GW0LAL, G4IYI and GW3FXI.

For 3.5MHz, on c.w., ZL3GQ, J34LTA, W2BA and VE3BCH were entered into the log at **G2HKU**. Ted is on the Isle of Sheppey.

### The 7MHz Band

**G3BDQ** (Hastings) says he hasn't been too active of late, as the sunspots haven't been very co-operative. Nonetheless on 7MHz there were the odd signal to put in the book: c.w. to UM8MAD, VK2KM, N4MF, W4XJ, UL7QD, UM9MZZ, UB5MAL/UA10 (Franz Josef), VK3VJ, EA9AB, HZ1HZ, RD70DX for an odd one, 4L1QRQ/9 for another and JA5RH.

There were no really good days in the period thinks **GM0DEQ** (Hurlford); nonetheless Bob found SM5BDY, GW3ITT, NZ9Z, YL2KO and W3BY, all on c.w.

Next **G2HKU**; c.w. again, and OY7ML, WG9U, VP2EZD, J34LTA, WQ2K, K3ZO, K1AR and K5NA.

Now to **GW0HWK** who also has a station at work; thus, with the help of HB9IQB, Mike was able to have a late night/early morning bash, and to raise UL7FEC, UA6HSW, CM2XZ, CO8AY, HK2LFB, HJ10XS, HK2MCP, HJ1PNQ, YV5CYQ, CM2LIM, LA4 c.w., TI2VVR, VY4FXI, TI4ZO, HK40QI, CO5HM; and outside this session there were some Europeans and EA9IB (Ceuta).

Turning to **GM3JDR**, we find his keyer making two-way contacts with FY5YE, OY3SL, N7RM, W6CCP, WZ7X, VK3OX, CM3RA, KT7G, YC6JRV, 4S7WP, UA0IDM, UA0ODV, N7ET/DUJ, JH1DTC, JA1NUT, ZL1AMO, ZL3ABV, 8P6AU, JA8ZO, HC5AI, KH6AT, ZL2GO, HJ6NNM, VP2EZD, PY6BG, PY3CJI, VE7BDI, JA8UBH, JW5NM, VK3OX, K7DZ, CE3OZC, ZL2VS, VP2EXX, 6Y5FS, UM9MZZ, J34LTA, TF3GBN, UZ0AM, UA0BCV, PY3LAR, GM90CC, FK8GJ, VK2EKY, K7QQ, W7HT, UM0MO, 4L1QRQ/9, J6LSN, UH1W, UZ4HWS, VE7KDU, V31BB, UA0UB, ZL4BF and JG2CLS/JD1.

ON7PQ offers 6W1QB, RD70DX, CM3RA, CO2DC, TL8CX, VP2EZD and LU6EF; all on c.w.

### WARC Bands

**G3NOF** has first go and a sad tale it is too: 18MHz dipole shot down by the storm and awaiting repair at the time of writing.

**G3BDQ** is not in much better case; he offers just the one QSO on 18MHz, with N3AYU on s.s.b., plus a c.w. 24MHz contact with SV9ADH.

**GM0DEQ** goes one step worse: he

went on 10MHz, started a c.w. QSO with N2BJG, and then lost him!

Now to **G2HKU**, who says he managed c.w. to VK2BKH and VK5FE on 10MHz, W60U and SM5DHF on 18MHz and VE7WO on 24MHz.

Turning to **GW0HWK**, he managed to get on 18MHz, and completed contacts with KA1PE, W1WNE, KA9AJF, WB2LKN, KS9C, KE0B, KG5CB, WY0Q, K3LGC, F6FHQ/M and some real DX to GW3RBM.

On 24MHz the list is a mile longer, including VE1HT, PY5ZBU, OH6YF, SMONZZ, KU1G, VE3WA, N6EGK, K0DFO, N9DEO, K2VW, AK1L, N3GSC, KC3SI, W8IIP, YT1Z, KC4IYY, WS6E, VE1BYY, WA4NFI, KB9AA, W3IFR, K1ZFE, WA0FOK, KW2A, W3UGS, WA2PGN, W9ATU, KM4SP, K4MQL, OH5RM, W1ASB, N3ATS, KE9OL, N3HQK, W8ELY, K3YAY/M, PJ6/KV4AD (Saba), FS/G4LAJ/MM (St Maarten), PJ8DFS (St Eustatius), CT1TM, I6CSR and SM3DAL.

ON7PQs been doing some testing, and finds he can load up his 80-metre antenna for 18 and 24MHz, while the 7MHz delta was persuaded to take power on 10MHz - Pat must have been quite firm with these antennas to let 'em know who is boss! Anyway, on 24MHz he offers J34PJ, VQ9QM and DF5WA/H44; on 18MHz KP4DX and PJ6/AA4OV, and on 10MHz JA3FYC, PJ6AA4OV, OY3QN and HL1EJ.

Finally for this band we come to **GM3JDR**; Don tried 18MHz, and his c.w. found UA0CY, JF7LJN, UM8MBA and JH3DJX/2.

### The 14MHz Band

The band everyone loves to hate! On the other hand, it really is the mainstay of the DX world.

Let's make a start with **GM3JDR**, who had a few c.w. contacts, notably UA0SNY, ZK1XN, FK8DD, A51JS, FO0XXL, EK0DR, 4K4AFM, EK0DAP/4K4, ZM0AEM, UA0KBC and JR4GPA.

Turning to **ON7PQ**, Pat's c.w. was used to hook V73AX, FK8AH, ZD7KM, PJ6/AA4OV, VS6UW, K2NG/PJ4, UA0/GB4MSS, 3D2AG, FO0XXL, JR4ISF/CE0 and ZK1XN.

Now **GW0HWK**, he and his pal **G0LJR** have their regular sked with K1CSB, and in addition there were: WB1CAG, W10PZ, KB2GTD, KK4WS, W2AKW/4/MM (Jasper County, S. Carolina), W2RNX, KA1TUK/4 and XE3JW.

At the **G2HKU** shack, the time on this band was devoted to hooking KL7HF, G3KTC/MM on the MV *Churchill*, off Santos, Brazil, and bound for London, FM5CW, PY6BG, WL7E, K5NA, PY2DKB and WA6JR.

On to **GM0DEQ**, and Bob seems to have given the band a right hammering! His c.w. signals connected with UW90Q/RW9H, UA1PAU, UF6FU, CN8ST, UAOKDH, W1FW, ZL1AH, W89UDV, VE3ZLB, UW0AJ, K0CXL, KY9L, W1UC, N6NF, AI2C, N9AL, VE4BR, VE3OXQ, UA9CM, VE3CDP/W9, VP2EC, UA9UAA, UL7LBI, UZ0AB, V1ALZ, KB8NA, UI8IF, YL2AG, K2QAA/P, JE2PQQ, VE1VCI, VE2EXF, W8ZNH, VE3JO, PY7GJ, KK0U, VE1MOR, WA3WSJ.

A high-performance HF rig . . . with a great receiver and full-power transmitter. Light in weight and low in price.

This is Yaesu's FT-747GX.

Whether you're a beginner or a veteran, it's a great way to start. And a great way to go.

**DX ready.** The 747 packs a full 100-watt RF punch on 160 to 10 meters, with continuous receive from 100 kHz to 30MHz.

And its control panel is refreshingly simple. So you can hop around the band fast to nail those DX stations. While other guys are warming up their amplifiers, you can be working the DX!

**Multimode versatility.** The FT-747GX is ready to go on LSB, USB, CW, and AM. With provision for the FM-747 FM unit.

You get 20 memories to store frequency and mode. Dual VFOs with split frequency operation for DX-pedition work. And manual band scan

plus auto-resume memory scan via the microphone up/down buttons.

**Great receiver.** Utilizing a directly-driven mixer, the FT-747GX receiver features superb overload protection. You also get factory-installed narrow CW and AM filters. A one-touch noise blanker. All-mode squelch. RIT. And a 20-dB attenuator for local QSOs.

**Lightweight construction.**

Housed in a metallized high-impact plastic case, the FT-747GX weighs in at about 7½ pounds! With the loud-speaker mounted on the front panel for maximum audio transfer. And internal heatsinking for the transmitter, rated at full power for FM, packet, RTTY, SSTV, and AMTOR when used with a heavy-duty power supply.

**Available options.** FC-1000 or FC-757AT Automatic Antenna Tuners. FL-7000 500-watt Automatic, Solid-State Linear Amplifier. TCXO-747

Temperature-Compensated Crystal Oscillator. FAS 1 4R Remote Antenna Selector. FRB-757 Amplifier Relay Box. FP-700 Standard Power Supply. FP-757HD Heavy-Duty Power Supply. MMB-38 Mobile Mounting Bracket. MH-1B8 & MD-1B8 Microphones.

**Discover the price/performance leader.** Check out Yaesu's low-cost FT-747GX at your Yaesu dealer today. Because now, Yaesu puts priceless DX into your price range.

**South Midlands Communications Ltd**  
S.M. House, School Close,  
Chandlers Ford Industrial Estate,  
Eastleigh, Hants SO5 3BY  
Tel: (0703) 255111  
UK Sole Distributor

**YAESU**

Fill your logbook.  
Without emptying your pocket.



# TESTING! TESTING! TESTING!

**PROFESSIONAL EQUIPMENT  
AT AMATEUR PRICES**



## 1 GHz Universal Counter Timer

This high quality, 10Hz to 1GHz multiple function counter has an 8-digit, high brightness, 7-segment LED display and a high stability crystal oscillator for maximum accuracy. The meter has six function switches – 3 Frequency Modes, Period, Totalise and Check Modes. A HOLD switch allows you to halt the display whilst the count continues. The unit has heavy-duty rubber feet and a fold-away tilt stand. Supplied with a 2m mains lead, a 1m lead with a BNC plug at one end and red and black crocodile clips at the other, plus a comprehensive operator's manual.

**INCREDIBLE  
VALUE AT JUST  
£174.<sup>95</sup>  
UCT50**

## 20MHz Triple-Trace Oscilloscope

A precision laboratory 3 channel – 3 trace oscilloscope packed with features you'd expect to pay TWICE the price for:

- ★ Sensitive vertical amplifier 1mV/div allows very low level signals to be easily observed
- ★ 150mm rectangular CRT has internal graticule to eliminate parallax error
- ★ X-Y mode allows Lissajous patterns to be produced and phase shift measured
- ★ TV sync separator allows measurement of video signals
- ★ 20ns/div sweep rate makes fast signals observable
- ★ Algebraic operation allows sum or difference of Channel 1 and 2 to be displayed
- ★ Stable triggering of both channels even with different frequencies is easy to achieve
- ★ 50mV/div output from Ch 1 available to drive external instrument e.g. frequency counter
- ★ Hold-Off function permits triggering of complex signals and periodic pulse waveforms



**AN INCREDIBLE  
PRICE OF ONLY  
334.<sup>95</sup>  
TT050**

## Multipurpose Dip Meter

A multipurpose transistor dip meter covering the range 1.5MHz to 250MHz in six overlapping ranges. This unit can be used as a dip meter or absorption wavemeter and an audio signal output is also provided for connection to a crystal earpiece. Battery check function. Supplied with a comprehensive operator's manual.



**ONLY  
£49.<sup>95</sup>  
MDM50**

## Co-Axial Cable Stripper

This handy stripper tool will quickly become indispensable. Removes the inner and outer sheath of co-axial cables simultaneously and will accommodate cables from 4mm to 7mm diameter.



**ONLY  
£7.<sup>95</sup>  
CCS50**

**Maplin ELECTRONICS**

**CREDIT CARD HOTLINE**



**0702 554161**

PHONE BEFORE 5PM FOR SAME DAY DESPATCH

**POP INTO A MAPLIN SHOP TODAY AND DISCOVER  
A UNIQUE SHOPPING EXPERIENCE**

All items will be on sale in our shops in Birmingham, Bristol, Leeds, Hammersmith, Edware, Manchester, Nottingham, Southampton, Southend-on-Sea, Reading and Newcastle.  
After 5pm you will be connected to our 24 hour answering service with which you can leave your order. Please have ready your Customer Number, reference numbers, and Credit Card details when you telephone.

**Order Coupon** Send this coupon to P.O. Box 3, Rayleigh, Essex SS6 8LR

Quantity	Description	Code	Price

Name .....  
Address .....  
Post Code .....  
Total ..... 75p

I authorise you to debit my Credit Card account for the cost of goods despatched.  
Credit Card No. [ ]  
Access Amex Visa ..... Delete as required.  
If ordering by Credit Card please sign .....  
Expiry date of Credit Card .....

# Back-Scatter

UA0SEW, 4K4QQ, UA9SP, UI9AWX, plus a raft of small fry.

On 14MHz, John G3BDQ, stuck to his key, so as to be in good voice for other bands or things.... so we note his contacts in that mode with VE1BXD, CR2UW, ZL4JD, UA0BCA/JA10 (Fran Josef Land), LU4HLN, PY7GJ, 7S4IL, UA0AG, UA9CAD, JK11IH, UAOKGL, UA0QBO/A (Yakutsk) and ZM2GS.

G3NOF monitors this band but doesn't operate here too much, preferring 21 and 28MHz. Don notes the early long-path openings to VK and ZL, between 0700-1000Z, while the short path has often opened in the evening, 2000-2200Z. Short Path Asians were noted 1500-1700Z, and the odd African was in evidence between 1600-2000Z. Actual s.s.b. contacts mentioned include BV2FA, DU9CO, FY5YE, T11SR, TZ6VV, V63AO (ex-KC6IN), V85NR, 4K3SS and 9M8FH.

## The 21MHz Band

G3NOF again; Don found the long path open to VK and ZL between 0800-0900Z, followed by the short path opening till 1300Z with Asians as well. North America appeared between 1100 and 2100Z; Africans between 0900Z and noon, and again 1700-2000Z. South America was also noted 1000-1200Z and 2000-2200Z - but nothing from the Pacific. Turning this finding into s.s.b. QSOs meant AP2SAR, EF1SIT, FY4FC, HK5JPS, HL5FMF, HL9HH, HL0APQ, J73WA, JAs, K07N, LQ21DX (LU11CX), P29BT, P29VMS, PJ2WG, RA0AD/JT, T70A, T4AA, TU2PA, TU2QQ, UA00QEF (Zone 19), UL7PP, V51NAM, VESRA/7, VE6RLS,

VE7KC, VP9LR, W7CFL (Utah), ZC4GA, ZB2/HB9FMD, ZL1BXA, 3W3RR, 4K3SS, 9S5G and 9K2HA.

G3BDQ mixed his modes here. On s.s.b. he notes KG4RC (Guantanamo Bay), KB0NL, YV5ENI and A47RS; on the c.w. side there was VP5P (Turks and Caicos Is).

Now to the GM0DEQ log; his 21MHz c.w. pickings include UL8PWS, W3DXK, KA3GTC, K2OZ, UL7ACE, N8KEM, W3NZ, W3STA, VE3FIU, UL8GA, W2VAC, VE2RA, NG4E, JE1JIQ, UA9CCY, K2DXE and the similarly sized crop of Europeans.

Just one for G2HKU, who offers K0GVB/C6A.

Mike GW0HWK went on 21MHz and raised CE6NUG, WA4WXE, WA4CXZ, WY1DP, K1LJT, K2QAR, NY1F, KB4FUW, KOMAH and WA2BPO.

Another c.w. only merchant next; ON7PQ. Pat mentions K0GVB/C6A, J34LTA, KH0/JP1RZS, J6LSN, AH3C, ZM0AEM, JR4ISF/CEO, V63AN, BY5RT and SOIEA.

Finally the list from GM3JDR. Don seems to have deserted his erstwhile favourite, in favour of 28MHz, but he did make it over to JT1CS, 3W3RR, YC3XDH, A45SSZ and BY5RT.

## The 28MHz Band

G3NOF opens the scoring here again. The short path to Asia was open in the mornings, but not always strongly; N America was noted between 1130-2100Z, and VR6JR was noted on several days between 1500-1700Z. Nothing was heard from Australasia or the Pacific. Contacts, using s.s.b., were made with A61AD, CF25A

(25th anniversary of the Canadian Flag), HL0B, HZ1AB, JAs, K7GS, K7GI, KCCS (Colorado), KA7MCX, LQ8DX for LU, N7ABJ, N7LOX, N07F, P4/PA3BES, PJ6/W4JNS, T12SAH, V31PC, V51NAM (Namibia), VE7SZ, VR6JR, VU2DMM, W0CP, WB7VFO/M, W800 (N. Dakota), XE3XE and J71AGW.

At G3BDQ, 28MHz showed up with s.s.b. contacts with 9J2AL, FW/YJ8M (Wallis) for a real find, UA0WDO, 9M2CW and 5T5RSR.

Next GM0DEQ, and here I notice that overall a couple of new countries were added, by way of 4K Antarctica and VP2E Anguilla; in addition the odd 28MHz QSO, such as N8CXX, VK6ZH and RA9WK.

Over to Sheppey, where G2HKU keyed with XF1C, K7EP, N5TP, W8EGB and W6DU.

Quite a pile from GW0HWK, who found WA5AQE, KC5SC, N4CLE, N0CWR, KA4UFW, K0JFN, N9IG0, WA6DXP, KG5XJ, KD0IR, KA1HXX, AB4ND, WA1SMH, KC8NY, KC4MIZ, KA1ENC, K3IA, N1GRA, N4SSE, WV4UQV, K6GXO, NX6I, KA6VQV, WA2BPO, K6SMF, YU1VK, K8ZBY, KB2SE, WD9GVA, KC1SO, K5KDG, N4XYL, KK4UC, AK1L, W1WKO, KA8PUP, N2CYL, W6MTH, W6QKS, W9HOT, W4USW, W1IOP, N48M, N3GPP, K6PIZ, WD5DNA, K5TGE, KB0AU, WA6TNI, N6YRO, N5PIX, K1CCE, KC4MEI, KB5IXU, N4PTL, WB4UQV, W3AFB, W7LPH/M, N5HUG/M, K6ILM in N. Dakota for a new State, KA7CZB in Oregon for another new one, VY2BIJ (Prince Edward Island), 7X2VXK, VE2ICI, TA1AO, VE7FJE, VE1ALK, TU2QQ for a new country, VQ9LV on the Ivory Coast for another and HR1KAS for a

third new country.

Over to Pat, ON7PQ, who worked J34LTA, 4K2OT (Franz Josef Land), KH0/JP1RZS, PJ6/WS4E, TL8PS, J8Aa, J20TW, HS0SM, BY8AC, XX9TDM, S01EA, 9L1US and A45ZM/0.

Mainly c.w. at GM3JDR; Don mentions LU1EPQ, HS0SM, C56/G4LJA, RY8T/UZ0SXF, ZM4HB, G4WYG/ST2, PY3DK, UD70DF, 6D2DX, EX9A, RW0AM, RA0AU, VP2EZD, LU3XAM, BV2FA, RA0QA, VK6RU, BZ1OK, HL4SF, HL1EJ, HL2AVD, 9V1WP, LU2EWP, A61AC, 3W3RR, J37AE, YB2FRR, J6LSN, VS6DL, ZP5XFB, 8P6BX, YB0BRT, UA0BW, ZS1WQ, J20TW, PY4KQ, JAs, while on s.s.b. the microphone got a response from EL7X, HL3IID, HC1EEV, HK3LBF, PZ1AP, CX3BBX and W5UXL/C6A.

## Help!

Will the s.w.l., Mr Hastie, of Exeter who wrote to me recently please get in touch again; I have some news for him!

## Winding Up

Firstly, thanks to all those contributors who made it possible to put things together, and in particular, *DX News Sheet*, *The DX Bulletin*, *The Canadian Amateur* and *The DX Magazine*.

## Deadlines

The reports are to arrive here by May 25, June 28, July 30, addressed to yours truly at the Newtown QTH.

## Solar Data for March 1990

During the last few days of February up until March 4 there was very little in the way of solar activity. Solar flux levels continued to drop again, declining from 232 units on February 24, down to 170 units by March 4. The geomagnetic A index was at a quiet level of 7 units on March 4. As the geomagnetic levels fell so the radio quality indices improved, rising well above normal by March 3, as the 50MHz report from GJ4ICD testifies.

Solar activity continued to remain static during the second week of March, not really surprising as the quiet side of the sun was looking our way during this period. The solar flux levels declined from 171 units on March 4 to only 144 units on March 11.

The geomagnetic A index was quiet to unsettled, averaging 10 units during the same period. The solar flux started to pick up from March 12, reaching a level of 217 units by March 19. During this period the geomagnetic conditions were very unsettled. The A index was up to sub-storm levels on March 12, 13, 14 and 18.

A number of 144MHz auroras were reported during this period. A major flare occurred on March 19 giving rise to a polar cap absorption (PCA) event. This is bad news for the 50MHz operator looking for

real DX from the Far East or Oceania, as this normally means that propagation is degraded in the auroral latitudes but on the other hand it was good news for the 144MHz operator as some small auroras were reported during this period.

Solar information can be obtained from a variety of sources. One of them is *The Solar Guide* broadcast on Radio Netherlands. It includes a weekly review and forecast by Mike Bird, famous for his Radio Australia broadcasts. The show to listen for is called *Media Network*, transmitted on Thursdays at 1152UTC on 5.955 and 9.715MHz and at 1452UTC on 5.955MHz.

## The 50MHz Band

Conditions during March saw a slight

improvement over previous months, especially on the north-south route. Openings into central and southern Africa became more common but by no means as good as many were expecting.

Geoff Brown GJ4ICD (IOJ) continues to report on openings that the rest of the UK operators can only dream about. March 3 was mentioned as being the highlight of the month. At 0920UTC, the band opened up to Japan with literally hundreds of JA stations calling. A total of 63 stations were worked but it was very slow going because of the intense QRM caused by wave upon wave of JAs.

A letter from Junichi Nishihara JR3HED confirms the tremendous number of stations calling. He reports that comparatively few Japanese stations worked GJ4ICD because of the heavy,

endless pile-ups. Junichi suggests that in these circumstances stations should spread activity over a wider range by operating split frequency. During the opening, Geoff noted that the beam-heading, between 90 to 120 degrees, was well away from the great-circle bearing of 35 degrees.

Previous openings to Japan, from the UK, have exhibited the same feature. This particular path, in common with the UK/W6 or VE7 path, is very difficult because it would normally have to pass through the auroral latitudes, where signals can tend to suffer from severe attenuation.

The prevailing propagation tends to find the 'easiest' way of getting from A to B, even if it means arriving in the UK via an unorthodox beam-heading. The Japanese opening remained in for some time, the band still being open at 1025UTC when Geoff decided to put in a few hours at work! This didn't last for long however, as by 1230UTC he was back on the radio to hear both the TR8CA and 9L1US beacons. At 1440UTC, OE5KE was worked via some unidentified propagation mode as was LX1JX (JO30), at 1510UTC.

The mid-afternoon t.e.p. opening to Southern Africa commenced at 1500UTC, contacts being made with ZS3E and ZS3KC. At 1527UTC, a new station active from the Ivory Coast, TU4DH (IJ85), was worked on

# Back-Scatter

## VHF Up

Reports to  
David Butler G4ASR  
Yew Tree Cottage  
Lower Maescøed, Herefordshire HR2 0HP

# Back-Scatter

c.w. The propagation mode for this contact and similar ones in the area, such as EL, J5, 5N and 9L, have incorrectly been reported by others, and myself, as being via t.e.p. but as these countries are on the northern side of the geomagnetic equator the mode can hardly be called trans-equatorial.

Propagation was still good the next day with VK6YA (OG89) being worked, 57 both ways, at 0940UTC. A brief opening to

**QTH Locator Squares Table**

Station	50	70	144	430	1296	Total
GJAJCD	3440		263	119	59	785
G3IMV	94		429	124	48	695
G6HKM	193		217	109	46	565
G4KJX			372	120	—	492
G3UVR			257	140	83	480
G1KDF	140		180	102	37	459
G4RKG			284	124	50	458
G3ADY			206	148	91	445
G0DZE			277	128	27	432
G3JKN	55		249	49	49	402
G6DER			179	134	87	400
G0LBR		22	183	110	78	393
G8LHT		79	185	93	14	390
G1EFZ			263	93	—	388
G4XEN			274	111	—	385
G4MUT	82	22	153	93	31	381
G1SWH	143	25	149	53	—	370
G1LSB	44		172	143	—	359
G0EVT	88		209	57	—	354
ON1CAK			277	53	7	337
G4RRA			255	80	—	335
G3CJQ			186	103	44	333
G4SSO			229	93	—	322
G4FRE			102	146	72	320
G1DWQ	171		142	—	—	313
ON1CDD			251	54	7	312
G4TIF			200	110	—	310
G4DHF			307	—	—	307
G1EGC			198	80	23	302
G8HHI			148	110	38	296
G8PNN			129	99	64	292
G6MGL			141	89	59	289
G4NBS			119	105	63	287
DL8FBD			280	—	—	280
G8ATK			143	91	45	279
GW6VZW	118		143	6	—	267
G4PCS			258	3	—	261
G4ZTR	58	26	97	50	30	261
G1GEY			168	77	11	256
G3NAO			175	90	—	255
G8PYP	118		105	31	—	254
G6STI			152	69	24	245
G6DZH			154	87	—	241
G3FPK			241	—	—	241
G4IGO			238	—	—	238
G0EHV			160	75	—	235
GM4CXP			198	31	—	229
E15FK			172	56	—	228
G1SMD	115		106	—	—	221
G4DDL			216	—	—	216
G4MEJ			213	—	—	213
G8LFB			209	—	—	209
GW4FRX			204	—	—	204
G8MKD			150	49	—	199
GJ6TMM			151	48	—	199
G4YCD			197	—	—	197
G1JJS			192	—	—	192
G1DDX	54	26	73	16	8	177
G6DZH			156	—	—	156
+G7ANV			153	—	—	153
G6MXXL			91	45	16	152
G4FVK			78	49	21	148
G4AGJ			104	42	1	147
G8XTJ	29		116	—	—	145
G0FYD	1		142	1	—	144
G6MEN	41	2	63	26	4	136
GW1MVL			109	22	—	131
G1WPF			97	29	—	126
G0FEH			101	24	—	125
G0ISW	45		59	17	—	121
G1MAM			98	17	—	115
G7CFK	109		—	—	—	109
G1CEI	11		77	18	—	106
GW1MVL			106	—	—	106
GM0HBK			107	—	—	107
G14OWA			103	—	—	103
GM0GLD			81	22	—	103
G7CLY			100	2	—	102
G1TCH			95	6	—	101
G1SWH			148	53	—	101
G7ENF			70	19	—	89
G4WHZ			76	—	7	83
G0GTF	76		—	—	—	76
G0HEE			73	—	—	73
G4UHY			73	—	—	73
G1NVB			73	—	—	73
G0HDZ			64	—	—	64
GM1ZVJ	6		48	—	—	54
GM0JDL			47	—	—	47
G2DHY			33	7	2	42
G7AHQ			34	—	—	34

No satellite or repeater QSOs  
Starting date January 1 1975

Japan followed at 1010UTC, but signals were too weak to make any contacts. The TR8CA beacon became audible at 1045UTC, with ZS6LN being worked, on c.w. at 1130UTC. Activity was good to the south on March 7, contacts being made from 1200UTC with ZS3E, ZS5AV and ZS6WB.

The Southern African beacons, ZS3E/b, ZS3VHF and ZS6PW/b were copied to the end of the opening at 1330UTC. It was even better on March 11, Geoff claiming this as the biggest ZS station ever heard at his location. The first station contacted was ZS6PW at 1000UTC. By 1040UTC the band was really livening up with ZS6CE, ZS6LN, ZS6LUX, ZS6WB, ZS6XJ, ZS6XL and ZR6A being heard, mostly at S9+. At 1050UTC, ZS2BE, the first in this call area, started to come through, followed almost immediately, by reception of the FR5 beacon.

Stations in call areas ZS4 and ZS5 (KG30/50) were then worked. By 1120UTC more ZS2s were becoming audible. This was followed by the pick of the bunch, ZR1L (JF96), located in Capetown. It is worth mentioning at this point that it is not particularly easy to work into ZS1 and ZS2 from the UK. Records kept during past solar cycles indicate that this path opens up very infrequently, only at the most favourable time of solar maximum and generally with poor signal strengths.

Following the contact with ZR1L, more stations were worked including ZS2BE (KF26), ZS2NR (KF37), ZS2OD (KF26), ZS4RP (KG30), ZS5QB (KG50), ZS5X (KG50) and ZS6AXI (KG33). At 1150UTC the skip moved north allowing a quick contact to be made with A22BW in Botswana. This was followed by more contacts with stations in ZS3 and ZS6.

In total the event lasted for over 4 hours, petering out around 1440UTC. A truly remarkable opening. Geoff caught further Southern African openings on March 12 and March 14. The event on the 12th, between 1200 to 1300UTC, was restricted to ZS5, ZS6 and ZS9H, whereas the opening on the 14th, between 1055 to 1400UTC, provided a variety of countries, in the form of TR8CA, ZS3E, ZS6XJ, ZJ3JO and 9L1US.

The band conditions for stations located on the UK mainland have not been brilliant so far this year but **Ela Martyr G6HKM** (ESX) got off to a good start on New Years day by working 3 Stateside stations and KP4BZ (FK78). On January 4 Ela worked 3 more US stations and YV5ZZ (FK70), this contact giving another new square and country. This was the second contact Ela had made with Ed YV5ZZ, having previously worked him on Oscar 10 back in 1983.

The first of the South African openings was caught on March 10, contacts being made with ZS6AXT (KG33), ZS6LN (KG46) and ZS6WB (KG44). A similar opening on March 11 produced a repeat contact with ZS6AXT who replied to Ela's CQ call. The first Danish stations were worked in an aurora on March 12. Contacts were also made with GM8MBP (IO87) and GM6VXB (IO97) during the event.

**Jim Smith G1DWQ** (DOR) located in Wimborne near the south coast is in a favourable location for 50MHz work to the African continent. He copied the 9L1US beacon on February 24 at 1135UTC, working the operator on c.w. at 1208UTC. Later in the day, at 1845UTC, Irish television on 53.757MHz was heard aurorally but very little was heard on 50MHz apart from a few weak GM stations. No other DX was heard in February apart from the 9L1US beacon on the 25th, between 0915 to 1145UTC, and the ZS3VHF beacon, between 1740 to 1800UTC on the 27th. Jim caught the South African opening on March 10, working ZS6LN at 1210UTC.

A much better event occurred the next day, contacts being made with ZS3SW (G8WNP in JG87), ZS4S (KG41), ZR6A (KG44) and ZS9A (JG77). The contact with ZS9A, in Walvis Bay, was made in a slightly unusual way. Inadvertently hitting the wrong button on the auto-keyer, a 'QRZ de G1DWQ' was sent on 50.110MHz. This was instantly replied to by ZS9A, much to Jim's surprise. There was a brief auroral opening on March 21 with GMOGEI (IO77) being worked on c.w. at 1851UTC.

I'm not sure if many operators have tried DXing via packet radio on this band but the following report may be of interest. What is claimed to be the first 50MHz African packet contact took place between Etienne ZS6CE and Alain TR8CA at 1830UTC on March 11. Both stations were using Kantronics TNCs, at 300 bauds, a.f.s.k, operating on 50.105MHz u.s.b. Retry was set at RET 2/2. After the initial contact, both stations moved to 50.400MHz f.m. to continue tests with RTTY-45 and ASCII-110. The band was open for 45 minutes during these experiments, signals being S9+ both ways.

## The 70MHz Band

I have received a number of letters regarding the proposal to alter the 70MHz band plan, as outlined in the April issue of PW. If you do have any views on this subject please put them on paper and send them to me as soon as possible.

**Bob Price GW3ECH** (PWS) has finished the conversion of a Dymar Lynx and is now crystallised on 70.260 and 70.450MHz. Bob is located 250m up in the Brecon Beacons so stations in the west country or the Midlands should have no difficulty hearing him.

**Stephen Fowler G3UQY** (DVN) is now active on the band from Bideford. Although he runs 40W of a.m. and f.m. very few contacts have been made so far.

A new station capable of running on s.s.b. is **David Hall G8VZT** (SPE). He is using an FT-225RD into a home-made transverter. The amplifier, also home-made, runs 60W output into a 3-element Yagi at 10m. At the present time it is fixed to the north, but David hopes to make it rotatable some time in the future.

## The 144MHz Band

This band seems to have been in the doldrums for some considerable time.

Although there have been a few auroras these were mainly short lived and only the dedicated operator could make much of them.

Tropospheric propagation seems to have been the main preoccupation for G6HKM in recent months. Highlights in the first quarter of this year have been few and far between but Ela managed to work DF1ZE/P (JO50) on January 3 and GM4AFF (IO87) on March 4. On March 7, at 1217UTC, EA1NV (IN73) was heard but the subsequent QSO was not completed because of the instability of the tropo duct. Fortunately, the situation improved and at 1403UTC he was heard calling CQ again, this time a complete contact being made. In the aurora on March 12, one solitary contact was made with G6MHUD (Fife).

**Eric Gedvilas G8XVJ** (CHS) has been spending most of his activity time working the recent auroras. On February 4, he contacted LA9BM (JP40), OZ1JVX (JO46) and 3 GM stations, all on s.s.b. An event, on March 12, was a little better in terms of signal strength but because of the lateness of the opening not many stations were active. From 2330UTC, Eric worked OZ1FKZ (JO56), PA3BIY (JO22) and 10 G stations. At 0056UTC, Andy GW0KZG/MM, located in IO66, was contacted for his first QSO via aurora. Andy was worked again, on March 15, this time via tropo from locator IO56.

Another aurora, on March 25, between 1604 to 1641UTC, produced contacts with

**144MHz QRB Table**  
Distance in kilometres

Station	Tropo	Aurora	Meteors	Sporadic E
G0CUZ	2943	1758	1996	2943
G0DAA	1251	876	2026	2249
G0DKM	2811	1488	—	2203
G0EVT	3080	1640	1808	3080
G0FYD	1315	1624	—	2019
G0ISW	1059	566	—	2057
G0LBR	3060	1755	1876	2350
G1DWQ	1454	1812	—	1836
G1EFZ	1730	1757	1920	2375
G1KDF	3023	1421	—	2386
G1LSB	1319	733	1732	2723
G1SWH	3035	1429	—	2372
G3FPK	1835	1686	—	2337
G3LTF	1824	1846	2021	2174
G3SEK	1560	1681	1872	2154
G4ASR	2848	2029	2107	2853
G4DHF	1498	1530	2000	2448
G4JCC	1334	1158	1018	2173
G4MUT	1163	684	1533	2068
G4RKG	1466	1757	1920	2375
G4XFC	2862	1446	1501	2880
G4YTL	1404	1774	2025	2172
G4ZTR	935	1535	—	1978
G6DER	1834	997	1957	2068
G6DZH	2924	711	—	2233
G6HCV	2880	1450	1912	2880
G6HKM	1304	1555	—	2265
G6LEU	2620	910	—	2430
G8HHI	1742	—	—	2058
G8JDX	2667	1368	—	2663
G8LHT	3070	1780	1868	2510
G8MFF	1209	1210	1329	2168
G8PYP	1083	1451	—	2318
G04XTT	3053	—	—	1700
G1JJS	3067	1614	1507	2216
G1BYDZ	1216	1809	1901	2562
GJAJCD	1620	1100	2050	2090
GM4CXM	1428	1750	2100	2023
GM4YX1	3160	1881	2048	2513
GW6VZW	2830	1473	—	2236
ON1CAK	1420	1166	1948	2725
ON1CDD	1420	1166	1948	2124

## Annual c.w. ladder

Band (MHz)	Station	50	70	144	430	Points
G4ASR	7	—	46	—	—	53
G4OUT	—	2	49	—	—	51

Number of different stations worked since January 1 1990



# Back-Scatter

DL3LBA, DC5LX and DK0BIK, all in JO44 and with SM7FMX in JO65. A smaller event was detected on March 26 with one solitary contact being made with GM0EXN.

## The 430MHz Band

**Dave Lewis GW4HBK** passes on news of a re-activation of Monday activity nights on 430MHz in the South Wales area. Stations that can be found on Monday evenings include GW3ZTH, who goes portable regularly, GW4NBY and GW4HDF, both in Mid Glamorgan and of course GW4HBK in Gwent. Dave mentions his best DX in March as being G4ZTR/P (ESX), worked during the contest on March 3. A partial contact was made with PE0MAR/P but QSB won on this occasion.

Rotator problems meant that G6HKM couldn't turn the antennas around during the 144/430MHz contest on March 3/4. All stations worked were with the u.h.f. antenna pointing due south, but even so, contacts were made with stations in Surrey, Isle of Wight, Powys, Dorset and Buckinghamshire. Following an overhaul of the rotator, a CQ call, on March 16, was answered by Don G1TEY (TWR).

## VHF News

The news that West Germany obtained operating privileges for the 50MHz band, from April 1, came as a complete surprise to many, including myself. Although the German National Radio Society, DARC, had been negotiating for this facility for some time, few actually expected much to come of it.

On the other hand, very few people expected the divided nation to be brought together so dramatically and so quickly. The stumbling block had been usage of this band of frequencies by certain personnel that can now no longer be justified.

Full details will be given next month. The only information I have at the moment is that German operators will be limited to 25W e.r.p. A rumour in certain circles indicates that East German amateurs may also get the band. Perhaps they may even resort to the old DM callsigns!

Luxembourg is another country to release the 50MHz band to amateurs. Operators can run 100W e.r.p., horizontally polarised, between 50.000 to 50.425MHz.

Italy has also been granted a narrow frequency band, between 50.151 to 50.163MHz, with a maximum power output of 10W. The first contacts from Italy, with this new allocation, took place on March 19, between several Italian stations and ZS, in an evening t.e.p. opening. Italy has had a history of 50MHz permits in previous years, so be careful when making any claims for first UK contacts!

On March 20, Namibia became an independent country and by consequence the Amateur prefixes changed. Stations with a Class A licence previously signing ZS3 changed to V51 and those with a Class B licence, ZR3, changed to V50. Well known 50MHz callsigns to look out for will include V51E and V51VHF.

You won't hear Tom Freidrich V51AT

Annual v.h.f./u.h.f. table  
January to December 1990

Station	50MHz		70MHz		144MHz		430MHz		1296MHz		Total
	Country	Countries	Country	Countries	Country	Countries	Country	Countries	Country	Countries	
G6HKM	5	7	—	—	47	10	8	3	—	—	80
G7CLY	—	—	—	—	41	4	—	—	—	—	45
G4ASR	2	7	—	—	26	8	—	—	—	—	43
GW4HBK	—	—	13	2	—	—	13	3	—	—	31

however, as he left Namibia in February, following his tour of duty in that country, Tom was very active on 50MHz as ZS3AT, giving many their first ZS3 contact. He is now to be found as DF2JQ (JO31) on 144MHz. I managed to work him via aurora late last year when he was home on leave. His QSL card records that he runs an FT-221R, 100W amplifier and a 16-element Yagi.

A new call sign, **ZS9H**, has appeared from Walvis Bay recently. George Hart is the Captain of a fishing boat and is expected, in the near future, to be taking his 50MHz equipment on fishing trips! Walvis Bay has now been accorded DXCC status, retrospective to 1 September 1977. Cards should not however be submitted until 1 June 1990.

Following a trip to Fernando De Noronha (PY0F) in March, W9VA has left 50MHz equipment with **PY0FF**. An antenna has been shipped out to him from the States and it is expected that this rare island, located in HI36, will have a permanent 50MHz operator very soon.

**Nick Garrod G6JHK** (LDN) has passed on details of his plans to expand his station. The present situation is that only one antenna, a 144MHz 5-element Yagi, is located outside of the house. Moves are afoot to mount, on the same pole, a 50MHz HB9CV and a 430MHz 19-element Yagi. The indoor antennas have been very limiting because of the large amount of attenuation incurred getting the signals in and out of the loft. On 50MHz, Nick runs a **PWM** Meon transverter and 20W p.a. into a wire dipole, but because of the built in handicap, the furthest contact so far has Ilford, a distance of only 30km. Most of the operating time has been spent on packet radio, using an Amstrad PC1512 and TNC into the local mailbox GB7DGG.

News has reached me that DL3ZM/YV5 recently became a silent key. He was well known for his 50MHz work and made a number of contacts into the UK. His QSL Manager K8EFS has all the logs and will send cards if you still need one.

Another well known operator, Bill Law GZANT, has regrettably also become a silent key, passing away in February. Bill was active on many bands, but was particularly fond of 50MHz DXing.

## Martlesham VHF Round Table

Building on their experience of having held many Microwave Round Tables, the Martlesham Radio Society recently decided to hold what is claimed to be the first VHF Round Table in the UK.

To the uninitiated a Round Table, be it microwave or v.h.f. is really a mini convention, catering to the needs of the specialist operator. This event was based at the BT Research Laboratories,

Martlesham, an excellent venue, as all facilities were immediately at hand.

A comprehensive array of test equipment, allowing a variety of r.f. parameters to be measured on low noise amplifiers and transceivers, was available in a large conference room. Another conference room, with video and audio aids, was used for the afternoon lectures. A large seating area was also available where one could meet other enthusiasts and exchange news or just gossip.

During the morning there was an opportunity to visit an EMC laboratory and test range. A variety of equipment is tested in these areas to measure conformity to various EMC standards. The afternoon lectures were very well attended. Peter Blair G3LTF gave a talk on e.m.e., outlining the advances made in antennas and feeds, low-noise amplifier design and high power generation. He mentioned that during the 1960s, experimenters had used World War II antenna techniques, during the 1970s operators had progressed to 6m dishes, advancing to 13m dishes in the 1980s. The 1990s will herald the era of the half-acre antenna! Pre-amplifier design had started from valves or parametric amplifiers during the 1960s, through to silicon transistors in the 70s and GaAsf.e.t.s in the 80s. The 1990s will also see h.e.m.t. devices being used more often in low-noise amplifiers. New designs of high power amplifiers, using modern valves, now allow greater powers to be generated than was the case a decade ago. Computer prediction and antenna control has improved steering and pointing accuracy, allowing the operator to pick up valuable dBs, especially when using large Yagi arrays or dishes. System optimisation, using radio astronomy measurement techniques has also increased the sensitivity of the receiver.

The second lecture, given by Ray Cracknell G2AHU, concerned 50MHz propagation. Various modes were discussed, Tropo, Sporadic-E, Aurora, Auroral-E's, Meteor Scatter, t.e.p. and F2. Analysis was made of these forms of propagation during sunspot maximum, sunspot minimum and geomagnetic maximum and minimum. This showed some interesting results. For example, Sporadic-E at 50MHz, was shown to be predominantly solar driven. A new mode, that of 'field aligned saudades', was portrayed in detail. This was the nearest that Ray could describe elongated blobs of intense ionisation, situated in the E region, causing a form of trans-equatorial propagation.

The final lecture was given by Bryn Llewellyn G4DEZ, Chairman of the RSGB VHF Contest Committee. The talk concentrated on the before, during and after contest tasks that need careful attention. The 'before' areas concerned

such aspects as informing members of the contest team as to who was bringing a particular piece of equipment. It's no good sitting on top of a 900m mountain if someone forgot to bring the mains distribution board. Forward planning is also needed to make sure that all equipment can be integrated together successfully and that the end result produces a clean signal. The various components of a v.h.f. station must be tested in its entirety, including generators, before the event, to ensure that the system works correctly and linearly.

To fail this latter point can lead to disqualification from the contest. Planning is also required for the 'during' phase of the contest. How many pencils did you bring? Where's the spare light-bulb? How do you fill a petrol generator safely in the middle of the night? Mountain tops get cold in the middle of winter! Lack of foresight in some of these areas may mean that you never compete in another contest ever again. Finally, the 'after' areas were discussed. Do you leave your contest site clear of litter? Did you account for all the guy pickets or is there one left to injure someone? The event is still not over when you finally make it home. Has everyone signed the cover sheet? Get them to do it on the hill top, not when they have dispersed around the country. Does your contest scoring programme really work accurately? Have you filled out the logs using the correct stationery? Inattention to many of these details can also lead to disqualification. Don't endure the wrath of your contest group. Forward planning brings many benefits! The Martlesham Radio Society are to be congratulated on making this, their first v.h.f. Round Table, such a success. Further events are planned over the coming years. Make sure you get there next time.

## Decline of Activity

In the March edition of **PWI** mentioned the decline of activity on the v.h.f. and u.h.f. bands and invited comments. **Bryan Harris G3GTF** doesn't know specifically why there has been such a decline but wonders if it may be for the same reason that he gave up v.h.f. operating nearly 6 years ago.

Bryan cites the appalling behaviour within the f.m. section of 144MHz, especially on voice repeaters. He mentions a London repeater being used for a whole afternoon by someone playing 'musical' requests for his friends, and of a repeater in southern England being used by a mobile station, not in contact with anyone, but just broadcasting a running commentary on other drivers, the scenery and what gear he was using to go up a certain hill.

Bryan has also heard foul and obscene language being used over many repeaters, with no callsigns, of course, being given by these people. For a while he thought that this behaviour was confined to London and the south-east, but he claims that this is not the case and that this type of pollution now occurs all over the country. Bryan now wonders, would things improve if all voice

# DEWSBURY

# ELECTRONICS

## G4CLX



### NEW PRODUCT No. 2!

### THE NEW DEWSBURY ELECTRONICS

# SUPA-KEYA

The Dewsbury Electronics Supa-Keya offers the following facilities:

- 1 VARIABLE SPEED 2 — 99 WORDS PER MINUTE
- 2 VARIABLE SIDETONE, PITCH AND VOLUME.
- 3 VARIABLE WEIGHT.
- 4 AUTOMATIC SERIAL NUMBER INSERTION.
- 5 8 MESSAGE MEMORIES (NON VOLATILE).
- 6 EMBEDDED COMMANDS IN MESSAGES.
- 7 IAMBIC OPERATION.
- 8 DOT/DASH MEMORY.
- 9 RELAY OUTPUT.
- 10 PADDLE OR MORSE KEY OPERATION.

**NEW!** — Morse check feature, key in an invalid character and Supa-Keya will reject it, thus helping to keep the bands error free!  
It's true at last, an intelligent keyer.

FULL DETAILS SENT ON RECEIPT OF S.A.E.

**PRICE TO BE ANNOUNCED**

### NEW PRODUCT NO. 1! — THE SUPA-TUTA Makes learning Morse easier than it's ever been



The self contained unit contains all one needs to learn Morse, and learn it thoroughly. From ABSOLUTE BEGINNER to EXPERT, all can make use of the on-board facilities.

1. Beginners Course, a gentle introduction to Morse Code over 10 lessons, including letters, numbers and accented characters.
2. Training Courses, no less than 90 different training sequences, with answers for checking, plus a further 10 sequences of random letters and figures, but without answers.

3. Ten different messages of 500 characters each, with answers.

4. Random Words, Supa-Tuta has a library of words and abbreviations, no answers for this one!
5. Variable Speed, 2-99 wpm, variable sidetone 500-1250hz, variable inter character spacing, a relay switched output and built in sidetone speaker. Works from 9-14 volts DC at 300ma.

**Price £69.95 inc VAT and postage**

*Send SAE for details*

FULL RANGE OF KENWOOD PRODUCTS STOCKED

We are also stockists of DAIWA — POCOM — JRC — TAR — WAVECOM — VIBROPLEX — MICROWAVE MODULES — B.N.O.S.

Dewsbury Electronics, 176 Lower High Street, Stourbridge, West Midlands DY8 1TG

Telephone: Stourbridge (0384) 390063/371228

Fax: (0384) 371228

Instant finance available subject to status. Written details on request.



# DEWSBURY

# ELECTRONICS



G4CLX



## NEW!

## NEW!

## The NEW DEWSBURY ELECTRONICS SUPA-TUTA makes learning Morse easier than its ever been

The self contained unit contains all one needs to learn Morse, and learn it thoroughly. From ABSOLUTE BEGINNER to EXPERT, all can make use of the on-board facilities.

1. Beginners Course, a gentle introduction to Morse Code over 10 lessons, including letters, numbers and accented characters.
2. Training Courses, no less than 90 different training sequences, with answers for checking, plus a further 10 sequences of random letters and figures, but without answers.
3. Ten different messages of 500 characters each, with answers.
4. Random Words, Supa-Tupa has a library of words and abbreviations, no answers for this one!
5. Variable Speed, 2-99 wpm, variable sidetone 500-1250hz, variable inter character spacing, a relay switched output and built in sidetone speaker. Works from 9-14 volts DC at 300ma.

# Price £69.95

inc VAT and postage

*Send SAE for details*

FULL RANGE OF KENWOOD PRODUCTS STOCKED

We are also stockists of DAIWA — POCOM — JRC — TAR — WAVECOM — VIBROPLEX — MICROWAVE MODULES — B.N.O.S.

Dewsbury Electronics, 176 Lower High Street, Stourbridge, West Midlands DY8 1TG

Telephone: Stourbridge (0384) 390063/371228

Fax: (0384) 371228



Instant finance available subject to status. Written details on request.



# Back-Scatter

repeaters were to be closed down?

By way of contrast I quote from a letter received from **Angie Sitton G0HGA**. She is not too sure why activity is declining but suspects that many people equate all types of v.h.f. operating with the worst that can be heard on repeaters. Perhaps also, some operators surmise they do not have the QTH for v.h.f.? Angie thinks that contacts on 144MHz c.w. are very gentlemanly, and is proud to be a known as a v.h.f. operator. She quite often promotes the use of 144MHz c.w. via her 3.5/7MHz contacts and finds that an interest in v.h.f. makes an interesting QSO topic.

Angie feels there is little one doesn't know about l.f. or h.f. propagation but up on v.h.f. it is a different matter where we can use our role as experimenters during special events such as Aurora or Sporadic-E. As I see it there does not appear to be any specific reason why operators are not using the v.h.f. and u.h.f. bands as much as they used to do. I wonder if any of the h.f. fraternity can tell me if they have noticed a similar fall in UK activity on the lower frequency bands?

Perhaps the decline is not restricted to the UK. I would be interested to hear from other countries whether they also have a decrease in activity. You can use statistics based on contest entries or reports from f.m. repeater groups to help in your replies.

## Beacon and Repeater News

A proposal for a packet repeater on 50, 70 and 144MHz, to be placed in the Chelmsford area, has been approved by the DTI. The unit will use the callsign G87EP.

Other packet radio repeaters that have

recently been licensed include GB7EY in Scarborough, with additional ports on 50 and 144MHz, and GB7PP in Wolverhampton, on the 430MHz and 1.3GHz bands.

Site clearance has been given to a new 1.3GHz television repeater, GB3TN, to be located in the Norwich area. Another television repeater, GB3RT in Rugby, on channel RT2, has recently been granted permission for a site change.

The DTI have also approved a site change for a speech repeater, GB3WC on channel RM15, to be located at Wakefield.

## Expeditions

A group of US/USSR amateurs will be operating from locator square LN13 with the callsign **4J6X** from May 20. They will be active on 144MHz c.w. meteor scatter.

Two operators from the Grantham Radio Club, **G1EUU** and **G1JME**, will be active from various spots in the Outer and Inner Hebrides, between May 27 to June 3. They will be active on 50MHz and 144MHz from a number of rare WAB squares. QSL cards go via G1EUU.

Beam south if you want to work **Hans CT1DTQ** in IN56. He will be active on 144MHz from this locator square between June 6-8. In the afternoon of June 7 he will be active from the adjacent locator IN57. He is running 25W into a 9-element Yagi. There should be a good chance of working him from the UK as the incidence of Sporadic-E around these dates is normally very high. In fact I have always made a point of taking annual leave on the Monday and Tuesday after the first weekend in June, specifically to work the Sporadic-E DX. Last year I caught two openings, to

Yugoslavia and Italy on these dates. In 1988 the openings were absolutely fantastic. Try it this year. You won't regret it!

Trevor Day G3ZYY will be going to Gibraltar from June 21 to July 12. He will be active on 50 and 28.885MHz, at weekends, evenings and occasionally during the day, using the callsign **ZB2HN**. Equipment will be a modified IC-211 and a 50W amplifier.

Between June 27 to July 10, the Square Bashers will return to Gozo (JM76) on h.f., 50 and 144MHz.

If you need to work the Spanish locator square IN72, keep a look out for **DL80BC**. He will be operating, via tropo and meteor scatter, from there sometime this summer.

## Meteor Showers

The following data, concerning meteor showers occurring in the next few weeks, will help you determine in which direction to beam at specific times and when the shower is below the horizon.

The Arietids shower, encountered between May 29 to June 19, peaks on Wednesday June 6. Between 0400 to 0600UTC beam north or south, 0600 to 0800UTC beam south-west or north-east, 0800 to 1000UTC beam west or east, 1000 to 1400UTC beam north-west or south-east.

The shower is below the horizon from 1600 to 0300UTC. It should also be noted that although this is a rich shower, the particles are small and therefore any bursts are of a short duration.

The Zeta Perseids occur between May 23 to July 5, peaking on Thursday June 7. The beam headings are very similar to

those of the Arietids shower with the exception that the west-east path is best between 0800 to 1200UTC and the north-west or south-east path is best from 1200 to 1400UTC.

## QRZ Contest!

Operators of the 144MHz band should get an opportunity to work some of those wanted counties during a 24 hour contest to be held on May 19-20. There will be two sections, one for the single operator and the second for all other classes.

The Scandinavian activity contests will be run on the following dates. Microwave activity on June 4, 144MHz on June 5 and 430MHz activity on June 7.

The u.h.f. bands are sadly lacking in activity but the 430MHz contests scheduled for June 10 will hopefully rectify that. Two specialist events are planned, one for f.m. operators and the other for the c.w. expert.

Now is the time to polish up the antennas and blow the cobwebs out of your transceivers in preparation for the **PW 144MHz QRP Contest**. This year's event will be run between 0900 to 1700UTC on Sunday June 17.

## Deadlines

Please send your letters in to me by May 28 at the very latest. The dates for the following two issues are June 25 and July 30.

The annual v.h.f./u.h.f. table and the c.w. ladder are looking a little under subscribed at the moment. Can those of you that wish to participate in these tables go through your log books and send in the results as soon as possible.

# Back-Scatter

## RTTY

Reports to

Mike Richards G4WNC  
200 Christchurch Road,  
Ringwood, Hants BH24 3AS

This month I have received a couple of requests for assistance from readers. The first is from **Stuart Rison** in Switzerland. He has recently revived his interest in amateur data and would like to utilise his Amiga 500 computer to decode c.w., RTTY and AMTOR. The problem is a distinct lack of software!

So, does any one out there know of the availability of c.w., RTTY and AMTOR software for this computer? Please send any information direct to me and I will pass on the details to Stuart and also print anything of note in this column.

My second letter comes from **Milen Postadshieff LZ2MP** (Bulgaria). Because of the difficulties in obtaining imported equipment, Milen has had to build his own station from scratch which is no mean achievement. However he has managed to get his hands on an Apple II computer and a Dragon 32.

The Apple provides all his present data communications, but he is looking for software for his Dragon 32. In addition he would very much like to find a pen pal with similar radio interests, both to develop his grasp of the English language and to further his knowledge of amateur data comms.

For anyone who would like to take up the challenge, Milen's address is: PO Box 237, 7000 Russe, Bulgaria. The only source of Dragon software in the UK is Grosvenor Software - see later. If you know different, write to me and let me know.

## IBM PC RTTY/AMTOR Software

The latest release from Grosvenor Software is a full featured RTTY and AMTOR program for IBM PCs and is the subject of my review for this month. I'll start with the hardware requirements, as this determines whether or not you can use the program. BMKMULTY as the program

is called, has been designed to be as versatile as possible so runs on the following PC variants: IBM-PC, XT, AT, PS/2 or fully compatible clones. A single serial port is required and this could be either COM1 or 2.

On the graphics side the program could drive Mono, CGA, EGA and VGA screen standards. However the program did include a warning that some early CGA interfaces may suffer snowy interference problems, but it is known that Amstrad 1512s are OK.

Installation of the program was very simple and it could either be run from floppy or transferred to a hard disk. Of

course if you were running the program from a floppy disk it would be wise to make a working copy of the original disk. The manual supplied with the BMKMULTY comprised a 13-page A4 document which was stapled together.

The instructions covered all the features of the program in detail, with clear explanations of some of the more advanced features. There was a comprehensive section on interfacing, along with a very useful AMTOR tutorial contained in an appendix. My only criticism was that there was no summary of the functions and commands. This was particularly important because of the large number of commands available and I found I had to make up my own summary sheet.

## Interfacing

Like most PC RTTY programs, a terminal unit was required when using the BMKMULTY. The demands on the terminal unit were quite straightforward, though ideally it needed to be able to handle RS-232 signal levels. However the manual included details of a couple of circuits that could be built to interface between the

# Back-Scatter

more common t.t.l. levels and RS-232.

One of these was for reducing the level of the transmit data from the RS-232 to a value suitable for direct connection to t.t.l. terminal units. The second circuit provided a drive for the p.t.t. line of a transceiver from the RTS (Request To Send) line of the serial port.

This p.t.t. controller used a VN10LM device as the output driver which should handle most modern transceivers. There was no additional circuitry suggested for the receive data, as most serial ports will respond direct to t.t.l. levels. With all the interfacing sorted out, the next step was to run the program and have a closer look at the available features.

## Operation

Once past the copyright screen I was presented with the main operational screen and the mode was set to AMTOR. The screen layout was slightly unusual, so I will start with that.

The top line was set up as the first of three status lines and presented a range of information such as AMTOR selcall, mode, print and a 24 hour clock. The next fourteen lines were used for the display of the received text, while a further five lines were used to show the transmitted text, after transmission. The type ahead buffer holds 1000 characters of which the last line is shown on the screen.

The second status line was used to display further information regarding the current parameters in use within the program. An additional feature on this line was a simple tuning indicator, but more of that later.

The final status line was normally left suppressed but, when activated, was used to display help information. That completes the screen layout so let's move on to the main operation of the program, starting with RTTY. As I mentioned earlier the program actually started in AMTOR mode so the first action was to change to RTTY. This was achieved by pressing Escape to enter command mode and typing RTTY - simple enough.

Being designed for amateur operation the program started with a baud rate of 45 baud which is the most common on the h.f. bands. Changing the baud rate was achieved with the Up arrow for an increase and conversely Down arrow for a decrease. The speed steps were fixed at 5 baud and the limits were 40 baud to 100 baud, which was a usefully wide range.

The transmit and receive functions were controlled by the function keys, where there were two receive modes in addition

to transmit. The default receive mode was standby which some of you may know as autoprnt. This mode helped to prevent the screen filling with rubbish, either in between transmissions or when tuning around.

The more conventional receive mode could also be selected and was the best choice for difficult conditions or when trying to work some exotic DX. The transmit mode was conventional in operation and transferred all text a word at a time from the type ahead buffer. This 'word mode' as it is called, was very useful as it allowed spelling mistakes to be corrected before the word was transmitted!

A feature not often found in RTTY programs, was the language option. This was primarily of use for operators working in a language other than English and meant that the character translations could be changed.

An example of this would be to display O and A with an umlaut instead of ! and #. Switching between the standard character set and the user programmed one was achieved by entering the LANG command whilst in command mode.

Moving on to the receive side, the function keys could be used to set a number of common facilities such as unshift on space, reverse data and printer. There were some additional and very useful facilities provided.

The first was an intelligent callsign capture facility which, when enabled, stored any valid received call prefixed by DE into a memory for subsequent use during QSOs. This turned out to be very effective in practice and didn't once capture a false call which says something for the software.

Another useful extra was the built-in disk log file. This could be set to either store all data or only that occurring during an AMTOR QSO. This log could also be reviewed via a command without having to leave the program, which was handy for back checking on details that may have been missed.

The tuning indicator comprised a character in the centre of the second status line which represented reception of a high or low tone with either a vertical or horizontal line. This may sound a little odd but it was in fact quite useful.

## AMTOR

The AMTOR implementation used was very good and provided a number of useful features. The AMTOR mode was selected from the command mode and incorporated all the standard options which most operators take for granted. These include

ARQ, FEC and the listen mode.

Additionally all the options I described with RTTY such as QSO logging were also available. One of the slightly unusual aspects of BMKMULTY was the facility to set up a timing correction to take account of the variations between different computers.

This facility is essential as timing is crucial to effective AMTOR communications. The calibration process was very easy and simply involved tuning to a good FEC station, pressing control f8 and noting the timing correction figures that appear on the screen.

The instructions claim that after calibration the residual timing error will be less than 100 parts per million which is very creditable and well within the specification for AMTOR. There were a couple of shorthand keys available to the operator covering the +? handover string and the END key for ending an ARQ or FEC transmission.

Running along with both the RTTY and AMTOR modes was the automatic c.w. ident. This was permanently enabled and came into action in between overs if at least fifteen minutes had passed since the last ident.

Although this is a requirement of the licence, the fully automatic operation could be a bit of a problem at times. This was because the program was effectively suspended during the ident and if the other station in the QSO was quick off the mark you could miss the first part of the transmission.

## Memories

No self respecting RTTY/AMTOR program would be complete without a set of memories and BMKMULTY is very well equipped in this area. The memories were divided into two distinct groups - pre-programmed and user programmable. Two of the pre-programmed memories were set up with the registered users callsign and selcall and acted as a copy protection feature.

The only problem I discovered with this was when I wanted to use my station for a special event and found I couldn't change the callsign. Although I could easily arrange to send only the correct callsign from the keyboard, I couldn't change the c.w. ident call!

Of the two other pre-programmed memories, the first contained the current time of day and the second held the most recently captured callsign. One point to note about the time of day was that it used the PC's clock so you would either need to

make sure that it was kept set to UTC or set up the appropriate correction in the set up file.

Moving on to the user programmed memories, there were a total of thirty-six available. These were recalled by typing backslash followed by A to Z or 0 to 9. The maximum number of characters that could be stored in all the memories was 4000, and this could be split in any combination over the 36 memories available.

This nesting of memories could be programmed for up to eight levels which should prove more than adequate for most operators. One of the most powerful features of the BMKMULTY program was the control file. This contained all the set-up options for the program including text for the user programmed memories.

The file used a simple ASCII format and so could be created or edited with a wide range of basic text editors on word-processors. With this system it was possible to create more than one control file to cover a range of situations, i.e. you could have one for contest operation and another for normal use. The set up details contained in the control files also defined the various screen colours in addition to the basic program default values.

## Conclusion

I found the BMKMULTY program to be very effective during the review period. Its performance decoding both RTTY and AMTOR was excellent, as was the very clear screen display.

One notable point was that the FEC mode would synchronise to a signal without having to wait for idles, unlike most black box systems. I feel there are a couple of minor areas that need some attention, i.e. the enforced c.w. ident and the inability to change the user callsign, but these will not effect most operators.

I have spoken to Mike Kerry of Grosvenor Software and the c.w. ident is now user controlled and he is prepared to offer copies for special event stations at a special limited use price. He has also accepted that a command summary sheet would be useful.

To conclude then, BMKMULTY is a program that I can confidently recommend. If you would like more detail contact **Grosvenor Software, 2 Beacon Close, Seaford, East Sussex BN25 2JZ.**

The current prices are £29.50 for AMTOR only and £10.00 extra for RTTY. Post and packing is £0.50. If you need the software on 3.5in media this is an extra £1.25. Don't forget to include your callsign with the order.

**DO YOU READ AND ENJOY 'BACKSCATTER'? IF YOU DO, PLEASE WRITE AND LET US KNOW. WHAT DO YOU FIND MOST INTERESTING? DO YOU FEEL THAT THE INFORMATION THAT YOU NEED IS THERE? OUR CONTRIBUTORS AND PW STAFF NEED TO KNOW YOUR NEEDS. WRITE OR PHONE (0202) 678558 (OUR ANSWERING MACHINE) TONIGHT!**

# Back-Scatter

## Amateur Satellites

Reports to  
Pat Gowen G3IOR  
17 Heath Crescent

Hellesdon, Norwich, Norfolk NR6 6DX

### Amateur Satellite Update

The microsats continue to be loaded and placed into active service, but further casualties have occurred. Whilst UoSAT-OSCAR-14 is making good progress, UoSAT-OSCAR-15 still remains silent. OSCARs 14, 16 and 19 have shown a few software protocol anomalies requiring revisions to the loaded software whilst DOVE, OSCAR-17, has suffered an on-board computer crash.

U-14 is quickly attaining stability, and computer controlled commanding of the on-board electromagnets has resulted in spin, topple and roll reduction of the satellite to a level approaching the point where the gravity gradient boom can be deployed. This will result in correct pointing and placing the solar panel assembly faces at that position and spin rate to provide optimised battery charge.

Tests of the 9600b.p.s.f.s.k. have been proved successful, and few insurmountable problems have evolved.

U-15 has had its weak (-60dB) local oscillator first detected by the giant telescope at Stanford on March 10 and 11 by employing DSP techniques to recover the signal. Roy Long reports that as expected from results of earlier ground tests, it was found to be even weaker than the emission from U-14. Thus, both tracking and knowledge of the potential command frequency are now firmly established. Steps are now being planned to place high power commands to the satellite to attempt to change its command receiver frequency, which will be noted by the detected local oscillator frequency change, so proving command capability.

The satellite has three command receivers, each with its own specific local oscillator signal radiation detectable. The next step, knowing its 'listening' frequency and now knowing exactly where to accurately point the big dish, will be to attempt to load the necessary commands in order to try to bring UoSAT-E back to active life. Most of the team involved seem quite optimistic, and we certainly cannot write this satellite off yet.

Both microsat OSCAR-16, PACSAT and 19LUSAT have shown that 10W to a 10 to 13dB gain antenna, tracking in small interval gaps, provides enough signal to the satellites. The deviation required is given as 3kHz, and more than this has been shown to give access problems.

OSCAR-18, WEBERSAT, is sending pictures down on a daily basis. These are colour pictures of an area of only 435km<sup>2</sup> when looking down at earth, so one needs to have a good geographical and topographical knowledge to define just what is being seen in the image produced.

DOVE, OSCAR-17 suffered a computer crash on March 14, resulting in a plain continuous carrier on the 145.825MHz previously packet radio modulated downlink. This caused the battery to lose power during the eclipse period, and the volts to the GaAs f.e.t. pre-amplifier of the receiver dropped out to cause a severe deafness to attempts to command the satellite. The services of W5UN and his

monster 32dB gain 144MHz e.m.e. array were provided to overcome the attenuation, resulting in the acceptance of an 'off' command on March 18 so allowing the battery to top up again. Whilst the 145MHz downlink is still silent at the time of writing in early April, the S band beacon remains active, from which telemetry is required. The problem may have been due to a solar flare, and is not thought to be serious in the long term. Hopefully, reloading and reactivation of the popular 145.825MHz packet radio signal, later with f.m. speech messages, will occur soon.

### FUJI-OSCAR-20

As FO-12 slowly stabilises into alignment with earth's magnetic field, the spin is reducing and the tumble is lessening, currently providing up to 28 seconds of

deep QSB on JA mode before transponded signals return to full readability. On JD mode, the downlink averages some 10dB stronger and the nulls are thus little noticed.

A schedule now seems to be effective that makes the digital mode available on each Wednesday, and both modes together at other times. This format should be able to be maintained while the battery and solar cells are at peak performance. Whilst this gives optimum use to both types of user, it has been observed that the presence of packet signals in the analogue passband are causing considerable de-sensitization of the c.w./s.s.b. mode.

This problem is possibly exaggerated by the very high power being used by some of the JD mode enthusiasts, and that JD signals appear in the JA passband. The reverse is also true, as Mode JD users report that strong s.s.b. signals 45kHz below

the JD signal are often repeated on or just below the digital downlink, which is all due to the non-linearity of the FUJI transmitters.

Many avid users enjoyed the Mode A analogue periods of super-DX provided by the satellite when it reached its apogee of 1740.4356km at the furthest northerly point. David Rowan G4CUO used s.s.b. with an uplink set at 435.860 or 435.870MHz to work AE7R in Idaho, W7JHV in Oregon, WBORHK in Wyoming, and WDOEHP in Nebraska. WOIT and WYOC were worked in North Dakota and N7ZL in Washington State. GOMRB in Lincoln was delighted to work WYOC also for his very first satellite QSO.

DJ2QV worked K7BBO (Washington) and W0CA worked RL7GD, both QSOs being at the absolute mutual range limits for the stations concerned. Best of all were QSOs by G4CUO with N6ME and K6HHJ in California. Heard, and almost worked, were JA8ISU and JA9CAO, the latter at first thought to be the very active G3CAG until

```
8J1JBS>KB7HTA <RR C P R3>
8J1JBS>ON5PV <RR C P R0>
8J1JBS>HB9AQZ <REJ R F R4>
8J1JBS>HB9AQZ <RR C P R4>
8J1JBS>DF5DP <RR C P R5>
✓ 8J1JBS>DF5DP <I C S2 R5>:y common when uploading a message. The BBS locks up ha
8J1JBS>DF5DP <I C S2 R5>:y common when uploading a message. The BBS locks up ha
1f
✓ way through the upload. Inspection of the BBS contents later shows th
✓ 8J1JBS>DF5DP <I C S3 R5>:e
✓ file to be incomplete. Only way out is to disconnect, but then you get
✓ problem #2 !!

✓ 5. The KILL BUG
-----
✓ It is q
8J1JBS>DL1CR <RR C P R2>
8J1JBS>KB7HTA <RR C P R3>
8J1JBS>ON5PV <RR C P R0>
8J1JBS>DL1CR <I C S1 R2>:0056 03/12 17:31 ON6UG ALL JD - USERS (3)
MODE JD USERS LIST COMPILED FROM USERS DATE MARCH 9 1990 PAGE 3
Please
8J1JBS>KB7HTA <I C S6 R3>:-2 instead of WABDED only.

PROTOCOL BUGS
-----
1. The LOGON BUG
-----
Everybody complains of this one. Yo
8J1JBS>HB9AQZ <RR C P R4>
8J1JBS>ON5PV <C R>
✓ 8J1JBS>DF5DP <I C S4 R5>:uite possible to READ a file addressed to you while som
✓ @@@BBS>DF5DP <I C S4 R5>:uite possible to READ a file addressed to you while som
✓ eone is
✓ still uploading it. Thus you receive an incomplete message, assu
8J1JBS>HB9AQZ <RR R F R5>
8J1JBS>HB9AQZ <I C S6 R5>:Enter text, <CR>.<CR> to end.

8J1JBS>KB7HTA <I C S7 R3>:u CONNECT 8J1JBS, get ***CONNECTED,
and get the first 3 lines of the log-on message instantly, and then
absolutely nothing else
✓ 8J1JBS>DF5DP <I C S5 R5>:imed to be
a type #4 problem. Then you KILL it instead of waiting! Surely the
header should not appear in the Files list until
8J1JBS>DL1CR <RR C P R2>
8J1JBS>KB7HTA <I C S0 R3>:happens on the screen. At the supervisory level a
great deal of polling goes on, but there is stalemate.

Below are two consec
8J1JBS>DL1CR <I C S2 R2>:use this format to add your station. Tnx.
8J1JBS>DL1CR <I C S2 R2>:use this format to add your station. Tnx.

CALL
8J1JBS>DF5DP <I C S6 R5>:the message is fully
uploaded?
```

Fig. 1

## The Question of all SWL and HAM's:

What about all the 'strange signals' you hear on LW and SW but can't identify? A few of them you'll know as CW and RTTY, maybe Packet, but all the others??

There are some well known CW/RTTY-decoders with their limited facilities and high prices, high priced PROMs for upgrading etc. and there is Code 3 from Hoka Electronic!

It's now up to you to make a choice, and it will be very easy if you know more about Code 3. Code 3 works on any IBM-compatible computer with MS-DOS, having at least 640 kB of RAM.

The hardware of Code 3 includes a complete digital FSK-converter with built-in 230 V-power supply and RS 232 cable, ready to use, and, last but not least you'll get the best software ever made to decode all kinds of data-transmissions, so you will have the most sophisticated decoder available for an unbeatable price, which may be the best news of all: just £249.-ex VAT.

Following modes are included in the base-program (with exact protocols):

Packet Radio AX 25, 50 to 1200 Bd  
Hell synchronous/asynchronous, all speeds  
Fax Weather Charts, Photos with grey tones, 60/90/120/180/240 rpm  
Morse automatic and manual speed with indicate of Wpm  
Press DPA F7b spec 300 Bd ASCII  
Wirtschaftsdienst F7b spec 300 Bd ASCII  
Sport Information F7b spec 300 Bd ASCII  
Autospec Bauer ITA 2  
Duplex ARQ Artrac ITA 2  
TWINPLEX F7b-1 and F7b-2  
Duplex ARQ ASCII  
Baudot ITA 2 plus all kinds of Bit inversion, any speed  
ARQ CCIR 476, CCIR 625 mode A  
ARQ-S ARQ 1000S  
ARQ-Swe CCIR 518 variant  
ARQ-E ARQ 1000 ITA 2-p Duplex  
ARQ-E3 CCIR 519 ITA 3  
TDM 242 CCIR 242 2/4 channels  
TDM 342 CCIR 342 2/4 Channels  
FEC-A FEC 100(A) ITA 2-P FEC Broadcast  
FEC Sel-FEC CCIR 625 476-4 mode B Sitor Armor  
FEC-S FEC 1000S ITA 3

All modes in preset and variable user-defined speed rates and shifts.

As Option available:

OSCILLOSCOPE, displays the measured frequency versus time, splitscreen, storage and non-storage mode, L 25.

Everybody wants it, but only we have it.

PICCOLO MK VI, the well-known multitone-mode, L 60.

A lot of other special codes available, P.Q.A.

Besides this the analysis-part offers you a wide choice of unique facilities: built-in LF-Spectrum analyser for shift measurement and tuning, precision-speed measurement up to 0.001 Baud resolution.

A lot of other analysis-tools as Speed Bit Analysis, Speed Measurement, Character Analysis, Autocorrection of MOD- and RAW Signal, Bit Analysis are some other state-of-the-art features of Code 3 and may be very helpful for the more experienced user.

All options available from main menu, saving of loading to or from hard disk of floppy in 'Bit-form' (no lost of unknown signals), hardcopy with printer, on-screen-tuning-indicator and Help-files, very easy to use.

The actual use of parts of this program may be illegal in some countries, any liability is disclaimed!

To order: Phone us for more details or send cheque payable to HOKA Electronic, Feiko Clocqstr. 31, NL-9665 BB Oude Pekela, Netherlands.

Phone (31) 5978-12327. Fax (31) 5978-12845.

Please specify disk size 3 1/4" or 5 1/4" when ordering!

Price includes 6 month software updating free of charge!

## QRP KITS AT QRP PRICES!

Guaranteed complete to the last nut!

### COMPACT 80m CW QRP Tx/Rx

DTR3 Kit - £81.00 Ready Built - £130.00

★ Stable VFO ★ Sidetone ★ Audio Filter

★ Requires 12/14 VDC ★ Very detailed

instructions ★ Black steel case

★ Printed panel

### COMPANION ANTENNA TUNING UNITS

TU1 Kit - £39.25 Ready Built - £54.50

TU2 Kit - £48.50 Ready Built - £68.50

★ Large dia. coil ★ High grade capacitor ★ Built in balun ★ Circuits to match your antenna ★ Up to 30 Watts of CW ★ TU2 has sensitive QRP/SWR meter

Send SAE for brochure or call Alan G4DVM on 0602 382509

## LAKE ELECTRONICS

7 Middleton Close, Nuthall, Nottingham NG16 1BX

(callers by appointment only)



## Quality

## MORSE KEY

The Kent hand key is used world wide by professional and amateur operators alike. The silver contacts are mounted in precision fine pitch threaded screws fitted with positive locking nuts which are instrument knurled for ease of precise adjustment. Our shielded ball race bearing pivots are renowned for their superiority over all keys using plain and bush type bearings.

The key is available in kit form or ready assembled. The kit takes less than an hour to complete, resulting in a key of unrivalled professional standard.

KEYS OF UNBEATABLE QUALITY AT UNBEATABLE PRICES!

	Kit form	Assembled
Straight hand key	33.50	41.00 + 3.00 p&p
Twin paddle key	42.50	51.50 + 3.00 p&p
Single paddle key	33.50	41.00 + 3.00 p&p

S.A.E. for details




### R. A. KENT (ENGINEERS)

243 Carr Lane, Tarleton, Preston, Lancs. PR4 6YB  
Tel: 0772 814998 Fax: 0772 815437

# D-MM GOOD VALUE!

*Cirkit's new range of Digital Multimeters offer a quite unbeatable combination of features and value:*



- Ranges include: frequency, capacitance and temperature
- Housed in strong ABS cases
- Overload protection on all ranges
- Full one year warranty
- 3 1/2 digit, auto zero, auto polarity LCD, plus low batt indication
- 200 hour battery life
- All meters supplied with test leads, battery and manual

### TM5315B

- Remarkable value
- 18 ranges
- 10A dc current

dc volts: 200mV-1kV  
ac volts: 200V, 750V  
dc current: 200uA-10A  
resistance: 200Ω-20MΩ

Continuity and diode test  
Basic dc accuracy: ±0.8%  
Size: 128 x 72 x 33mm

Price £19.99

### TM5375

- Frequency measurement to 20MHz
- ac/dc current to 10A
- 24 ranges

dc volts: 200mV-1kV  
ac volts: 200mV-750V  
dc current: 200uA-10A  
ac current: 200uA-10A

Resistance: 200Ω-20MΩ  
Frequency: 2kHz-20MHz  
Continuity, diode & HFE test  
Basic dc accuracy ±0.5%

Price £36.75

### TM5365

- 30 ranges
- Frequency & capacitance measurement
- Compact size

dc volts: 200mV-1kV  
ac volts: 200mV-750V  
dc current: 200uA-10A  
ac current: 200uA-10A

Resistance: 200Ω-2000MΩ  
Frequency: 2kHz-200kHz  
Capacitance: 2nF-20uF  
Logic, continuity, diode and HFE test

Price £37.90

### TM175

- Freq. measurement to 10MHz
- Capacitance measurement 1pF to 20uF
- 39 ranges

dc volts: 200mV-1kV  
ac volts: 200mV-750V  
dc current: 200uA-10A  
ac current: 200uA-10A  
Resistance: 200Ω-2000MΩ

Capacitance: 2nF-20uF  
Frequency: 2kHz-10MHz  
Continuity, diode, HFE, logic & LED test.

Price £57.49

### TM135

- Temp. measurement
- Capacitance measurement
- 40 ranges

dc volts: 200mV-1kV  
ac volts: 200mV-750V  
dc current: 200uA-10A  
ac current: 200uA-10A

Resistance: 200Ω-2000MΩ  
Temperature: 200°-750°C  
Capacitance: 2nF-20uF  
Diode, HFE & continuity test

Price £45.95

### TM115

- 0.5% accuracy
- Transistor HFE test
- 26 ranges

dc volts: 200mV-1kV  
ac volts: 200mV-750V  
dc current: 200uA-10A  
ac current: 200uA-10A

Resistance: 200Ω-2000MΩ  
Continuity, diode & HFE test  
Basic dc accuracy ±0.5

Price £33.67

Prices inc VAT.  
Please add 90p for p&p.

# Cirkit



**Cirkit Distribution Ltd.**  
Park Lane, Broxbourne, Herts EN10 7NQ.  
Telephone (0992) 444111.

# AKD

Unit 5  
Parsons Green Estate  
Boulton Road  
Stevenage  
Herts SG1 4QG



MAIL ORDER DEPT.  
Stock items Normally  
Despatched within 48 hours,  
21 days latest.  
TEL. 0438 351710

THE FILTER SPECIALISTS



## TV INTERFERENCE PROBLEMS?!!

Are you having trouble receiving a watchable picture on your TV? If so, the cause may be aerialborne interference. For many years AKD has manufactured a low cost range of in-line interference suppression filters that are easily inserted into the aerial system to help reduce the effects of interference from local taxi radio, CB, amateur radio, airport radar, etc. Each filter is terminated in standard aerial co-ax plug and socket and requires no external power. Fitting could not be more simple. No technical knowledge is needed. There are 13 standard stocked filters in our range, but individual filters can be tuned to reject interference at specific frequencies if required. If you are not sure which filter type to order or have any questions regarding interference please phone our helpline on 0438 351710 and ask for John who will be pleased to assist you in making the best choice of filter.

### THE FILTER RANGE IS AS FOLLOWS:

#### FILTER TYPE RBF1

A range of filters designed to eliminate Radar Blip, especially noticeable on video recorders. Stocked on channel 36 and 846MHz (RAF Boumer interference) can be tuned at our factory from 420MHz to 890MHz. £7.65

#### FILTER TYPE TNF2 (Suitable for UHF TV only)

A range of Tuned Notch filters stocked on generally useful frequencies used by Amateur Radio operators, CB users, Private Taxi companies. Can also be factory tuned to reject any spot frequency up to 300MHz. Now stocked at 50 & 70 MHz. £8.75

#### FILTER TYPE HPF1

Used in weaker reception areas for general interference problems. Use with UHF TV, Video & Pre-Amps £7.65

#### FILTER TYPE HPFS

Used in strong signal area for severe interference on UHF only £8.25

#### FILTER TYPE BB1

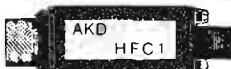
A general purpose filter that can be used on its own or together with other filters in our range for severe interference problems. Ideal at the input of VCR and Pre-Amps. £7.65

#### WA1 WAVEMETER £27.25



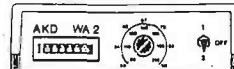
Our Waveabsorption meter for 2 Metre transmitters meets licensing requirements range 120MHz to 450MHz, very sensitive, can also be used as field strength meter within its range. Requires PP3 type battery (not supplied).

#### HFC1 CONVERTER £49.00



For the FRG 9600/966 our new HF Converter, connects to the aerial socket, and powered direct from the 8 Volt o/p of the FRG 9600. Tune from 100, 1MHz to 160MHz, gives tuning range of 100kHz to 60MHz, uses double balanced mixer, with low pass filter on input. \* Can be supplied with BNC termination for other scanners \*

#### WA2 WAVEMETER £27.25




Our Wave absorption meter for the 50 & 70 MHz Bands. Meets licensing requirements. Can also be used as field strength meter within its range. Requires PP3 battery (not supplied).

## Unifilter 'CLAMP-ON' RADIO-FREQUENCY CHOKE



Allows leads to be toroidally protected without the need to cut or remove plugs or connectors. Ideally suited for moulded plugs, leads, ribbon, and large diameter cables. Can easily be fitted and stacked in multiples to increase rejection. UNIFILTER works by suppressing the interference currents that flow along the outside of cables without affecting the signals or power flowing inside. This means that you don't need to worry about upsetting normal operation or invalidating guarantees. Suitable for both reducing the emission of, or rejecting the effect of, 'common mode' interference as experienced on computer, hi-fi & speaker leads, as well as the normal mains & aerial cables.



UF 4 KIT (SUITABLE FOR SMALLER INSTALLATIONS) £10.85

UF 8 KIT (FOR MULTI INSTALLATIONS) £21.50

ALL PRODUCTS ARE AVAILABLE FROM US DIRECT  
MAIL ORDER OR WHY NOT MAKE USE OF OUR ACCESS  
& VISA FACILITIES TO ENSURE MINIMUM DELAY

ALL AKD PRODUCTS CARRY THE USUAL AKD 2 YEAR  
GUARANTEE. PRICES QUOTED ARE CORRECT AT TIME  
OF GOING TO PRESS AND INCLUDE VAT,  
POSTAGE & PACKING

TRADE ENQUIRIES WELCOME  
TRADE ORDERS CAN NOW BE PLACED BY  
FAX ON 0438 357591

Props: RT & VEL Wagstaffe. Technical Adviser: John Armstrong

# RST

RST MAIL ORDER CO.  
LANGREX SUPPLIES LTD,  
1 MAYO ROAD,  
CROYDON,  
SURREY CR0 2DP.

SPECIAL EXPRESS  
MAIL ORDER SERVICE

Part No.	Price	Description	Part No.	Price	Description	Part No.	Price	Description	
AZ31	4.00	EM87	2.50	PY82	1.50	6A56	4.00	6SA7	3.00
CL33	6.50	EN91	6.50	PY83	1.25	6A57G	0.75	6SC7	2.75
DY867	1.50	FY151	2.75	PY88	2.00	6A16	1.25	6SG7M	3.50
DY892	1.50	FY186	1.75	PY92GA	4.00	6A58GT	5.00	6SJ7	3.25
EB8CC	0.85	FY88	1.75	PY900	1.50	6AU6	2.50	6SK7	2.50
E180F	4.50	EY500A	3.00	PY801	1.50	6AWBA	3.75	6SL7GT	3.00
E810F	25.00	EZ80	1.80	QOV026	19.50	6B7	3.25	6SN7GT	3.00
EAC80	1.25	EZ81	1.80	QOV03-10	5.00	6B8	3.25	6SS7	2.75
EB91	1.50	FY101	3.00	QOV03-10 Mult	18.00	6B45	7.50	6UBA	2.25
EBF90	1.50	GZ32	4.00	QOV03-20A	25.00	6BA7	5.00	6V8GT	4.25
EBF99	1.50	GZ33	4.75	QOV06-40A	27.50	6BE6	1.50	6XA	3.00
EC31	6.50	GZ34 MAJUGE	7.80	QOV06-40A Mult	39.50	6BH6	2.50	6XGT	1.75
EC33	7.50	GZ37	4.75	QOV03-12	8.80	6B3B	2.25	6XK7	2.25
EC35	7.50	KT61	7.50	R18	3.00	6BN6	2.00	6XA7A GE	7.00
EC38	1.75	KT68	18.00	R19	7.50	6B07A	3.50	6Y8A	2.50
EC39	1.75	KT68 GEC	30.00	SP41	8.00	6BR7	6.00	6Z8	2.50
EC383 Siemens	3.25	KT77 Gold Lon	12.00	SP61	6.00	6BR8A	3.50	6Z8A7A GE	6.50
EC385	3.50	KT68	18.00	U19	8.50	6BS7	6.00	6Z8A7A GE	7.00
EC386	3.50	N78	10.00	U25	2.80	6BW6	6.00	6Z81	7.00
EC391	4.50	QA2	3.25	U26	2.50	6BW7	1.50	6Z8GT	17.00
ECF90	1.50	QB2	4.80	U37	9.00	6BZ6	2.75	6ZFL12	1.38
ECF95	3.00	QC3	2.88	UAB280	1.25	6C4	1.25	6ZF4	2.50
ECM42	3.50	OD8	2.00	UBF89	1.50	6C6	3.00	6ZP19	2.50
ECM81	3.00	PC86	2.88	UCH42	4.00	6CB8A	2.50	6ZPL13	1.80
ECL80	1.50	PC88	2.50	UCH81	2.50	6CD8GA	5.00	6ZPL14	1.80
ECL82	1.50	PC92	1.75	UCL82	1.75	6CL4	3.75	6ZP28	70.00
ECL83	3.00	PC37	1.75	UCL83	2.75	6C37 GE	5.25	6Z85	45.00
ECL86	1.75	PC900	1.75	UF89	2.00	6CH6	0.95	6Z87	3.75
EF37A	5.00	PCF80	2.00	UL41	10.00	6CWA	8.00	6Z8A	18.50
EF39	2.75	PCF82	1.50	UL84	1.75	6D6	3.50	6Z8A	32.50
EF41	3.50	PCF86	2.50	UV44	4.00	6D05 GE	12.00	6Z81	27.50
EF42	4.50	PCF801	2.50	UV85	2.25	6D08B	4.75	6Z81 GE	11.50
EF50	2.50	PCF802	2.50	VR105/30	2.50	6E48	3.00	6B6A	35.00
EF54	5.00	PCF805	1.70	VR150/30	2.50	6E45	1.85	6Z8A	20.00
EF55	3.50	PCF808	1.70	Z759	25.00	6F4	3.00	6Z81A	18.50
EF80	1.75	PC4000	3.00	Z903J	25.00	6GK6	3.50	6Z80A GE	9.85
EF86	5.00	PL82	2.00	2021	3.25	6H6	3.00	6Z81	10.00
EF91	2.85	PL83	3.00	3B28	1.50	6HS8	4.85	6Z81A	4.00
EF92	3.95	PL84	2.50	4CX250B	85.00	6J5	4.50	6Z82	10.00
EF163	2.00	PL85	2.50	EMAC	0.50	6J8	2.00	6Z80	6.00
EF184	2.00	PL86	2.50	5RA4Y	0.50	6J7	4.75	6146B GE	15.00
EH90	1.75	PL806	2.50	5U4G	0.50	6J8BA GE	0.80	6550A GE	15.00
EL32	2.50	PD600	0.00	5V4G	2.50	6J66C	0.50	6683B GE	15.95
EL33	3.50	PL200	2.50	5Y3GT	2.50	6J8C GE	11.25	6973	7.00
EL34 Mullard	4.50	PL30	3.50	5Z7	4.25	6K8	2.75	6Z85 GE	7.00
EL34 Siemens	10.50	PL81	1.75	5Z4GT	3.50	6K7	3.00	6Z87A GE	12.50
EL36	2.50	PL82	1.50	6X0L2	1.75	6K8	3.00	6Z81A GE	11.85
EL80	25.00	PL83	2.50	6AB7	3.00	6KD6 GE	11.85	6Z86	15.00
EL81	5.25	PL84	2.00	6AH6	5.00	6L6	7.50	6Z87	23.00
EL84	2.25	PL504	2.50	6AK5	1.50	6L6C/SYL	0.00	6Z88	8.50
EL86	2.75	PL508	0.50	6ALS	1.50	6L6GC Siemens	4.90	6Z88 GE	18.50
EL91	4.00	PL509	0.00	6AM6	2.85	6L6C GE	9.50	6Z81 GE	11.50
EL95	2.00	PL519	5.00	6AN5	4.75	6L7	2.50		
EL980	18.50	PL802	0.00	6AN8A	4.80	6L8	8.50		
EM34	8.50	PY33	2.88	6AC25	3.25	6D7	3.75		
EM81	2.50	PY81	1.50	6ARS	25.00	6RH8V8K6NB	10.00		

## SCANNING?

HAVE YOU NOTICED THAT THERE IS SO MUCH RADIO SPECTRUM TO SCAN, AND LITTLE OR NO INFORMATION AVAILABLE ON WHERE THE REALLY INTERESTING TRAFFIC IS? LOOK NO FURTHER — WE OFFER A WIDE RANGE OF FREQUENCY LISTINGS AND BAND PLANS.



FOR A FREE COPY OF OUR LATEST CATALOGUE JUST SEND AN A4 SAE TO S.S.C. P.O. BOX 71 BOURNEMOUTH DORSET BH9 1DT.

## LOUDENBOOMER!!!

400W O/P, Mains Powered, 9 Band HF Linear  
Introductory Offer: Only £499, direct from the designers—  
S.R.W. Communications Ltd, ASTRID HOUSE, The Green, Swinton,  
MALTON, N. Yorks. YO17 0SY. Tel (0653) 697513. Please write or phone  
Steve Webb G3TPW, for more details and leaflets.

## ANTENNAS TONNA (F9FT)

### THE VHF/UHF ANTENNA SPECIALIST

Frequency	Antenna	Price	Power Splitters	Price
50MHz	144/435MHz	£50.71(a)	2 way 144MHz	£48.36(b)
5 element	9 & 19 element Oscar	£81.07(b)	4 way 144MHz	£57.53(b)
144MHz	23 element	£29.39(a)	2 way 435MHz	£45.69(c)
4 element	4 x 23 ele - stacking frame - power	£175.00(a)	4 way 435MHz	£55.79(c)
4 element crossed	4 x 23 ele - stacking frame - power	£37.20(a)	2 way 1250MHz	£38.35(b)
9 element fixed	splitter	£23.12(a)	4 way 1250MHz	£43.36(b)
9 element portable	splitter	£35.19(a)	4 way 1296MHz	£43.36(b)
9 element crossed	splitter	£82.10(a)	2 way 2300MHz	£38.35(b)
13 element	4 x 23 ele - stacking frame - power	£49.00(a)	4 way 2300MHz	£43.36(b)
17 element	4 x 23 ele - stacking frame - power	£96.24(a)		
435MHz	splitter	£175.00(a)		
55 element	splitter	£49.27(a)		
9 element	4 x 55 ele - stacking frame - power	£30.43(a)		
19 element	splitter	£30.84(a)		
19 element crossed	splitter	£42.44(a)		
21 element 432MHz	splitter	£47.81(a)		
21 element ATV	25 element	£47.81(a)		

All prices include VAT. Please add carriage (a) £5.00 (b) £2.20 (c) £1.20. U.K. MAINLAND ONLY. ACCESS or VISA cardholders telephone your order for immediate dispatch. Callers welcome, but by telephone appointment only, please. Send 50p for our catalogue which contains the full specifications.

## RANDAM ELECTRONICS (P)

SOLE U.K. DISTRIBUTOR

FREEPOST, ABINGDON, OXON, OX14 1BR.

Tel: (0235) 523080 (24hrs)





# Back-Scatter

it was too late! Did anyone even dream thirty years ago that such amateur SDX QSOs were possible on v.h.f. and u.h.f.?

The Japanese Amateur Radio League have now sent the listing of requirements to use the Mode JD mailbox. To supplement the details already published on the requirements for a 10W 145MHz f.m. transmitter, the 435MHz s.s.b. receiver, antennas, modem, TNC and terminal, I can now provide the user data.

The TNC should be set up as: AX25L2V2 = ON, FRACK = 6, MAXFRAMES = 2, PACLEN = 100. AX.25 should be version 2, otherwise connection to JAS-1-B will not be possible.

FRACK, waiting time for the ACK signal, should be 6 or more, other time constants are similar to that of the normal packet link. If many users are present (as is the case in Europe) it might be better to increase FRACK even more.

Up to 7 packet frames may be sent in one series at any one time. PACLEN, the number of data bytes, should be less than 200. JAS-1-B uses PACLEN = 128 and MAXFRAMES = 1.

At this point, try the mailbox. The mailbox has no personal mail function, and anyone can read any mail freely and callsigns are only for convenience. When the downlink is received, you are ready to connect with JAS-1-B. Select an uplink on either 145.850, 145.870, 145.890 or 145.910MHz, and call the orbiting mailbox, whose callsign is 8J1JBS. When you are connected, the opening message and prompt will be transmitted.

cmd: C 8J1JBS. \*\*\*CONNECTED to 8J1JBS. FO-XX/JAS-1b Mailbox Ver. 1.11. commands [B/F/H/M/R/U/W]. Use H command for Help. JAS>

There are ten commands for users of the mailbox. H is for help and explanation. JARL recommend you first try this, e.g., JAS>H, which will give the other commands as follows:

\*\*Available command\*\*

B: List file headers addressed to All.

F: List latest 15 file headers.

F\*: List latest 50 file headers.

Fcd>: List file headers posted on day < d >

H: Show this message.

K<n>: Kill a file numbered <n>.

M: List file headers addressed to current user.

R<n>: Read a file numbered <n>.

U: List current user(s) + SSID.

W: Write a file.

JAS>

If you transmit your user command after the invitation JAS> sent to you by the satellite, you can then write or read mail. Further explanation on each user command is supplied in that B: is the bulletin command, in which mails for all (ALL) will be shown in order of the latest. In F: only the very latest fifteen mails posted will be shown, whilst F\*: shows the latest fifty mails posted, and Fcd>: shows all of the mail written on the day designated by your choice. H: gives the above user commands and the simple explanation of the function, K<n>: deletes the mail with the number designated by <n>. When the other station

## Kepplerian Elements

<b>Satellite</b> <b>Int. Design</b> <b>Object No.</b> <b>Element Set</b> <b>Epoch Year</b> <b>Epoch Day</b> <b>Inclination</b> <b>RAAN</b> <b>Eccentricity</b> <b>Arg of Perigee</b> <b>Mean Anomaly</b> <b>Mean Motion</b> <b>Decay Rate</b> <b>Orbit Number</b> <b>Nodal Period</b> <b>P-Drng</b> <b>Increment</b> <b>I-Drng</b> <b>Beacon-QRG</b> <b>Ref. EQX</b> <b>Orbit</b> <b>HHMM.MM</b> <b>Degrees W</b>	<b>NOAA 9</b> <b>84-123A</b> <b>15427</b> <b>483</b> <b>1990</b> <b>53.44307907</b> <b>99.1843</b> <b>50.6360</b> <b>0.0014806</b> <b>334.7444</b> <b>25.3001</b> <b>14.12443006</b> <b>0.0000555</b> <b>26778</b> <b>102.007368</b> <b>2.839e-06</b> <b>25.499075</b> <b>7.145e-07</b> <b>137.620e-APT</b> <b>1707.0-HRPT</b> <b>02 Mar 1990</b> <b>26885</b> <b>0032.77UTC</b> <b>109.35</b>	<b>NOAA 10</b> <b>86-073A</b> <b>19669</b> <b>343</b> <b>1990</b> <b>53.56818548</b> <b>98.6142</b> <b>84.0259</b> <b>0.0012522</b> <b>243.5643</b> <b>116.4252</b> <b>14.23481437</b> <b>0.0000452</b> <b>17830</b> <b>101.213302</b> <b>2.259e-06</b> <b>25.305130</b> <b>5.684e-07</b> <b>137.500e-APT</b> <b>1698.0-HRPT</b> <b>28 Feb 1990</b> <b>17908</b> <b>0113.28UTC</b> <b>86.53</b>	<b>NOAA 11</b> <b>88-089A</b> <b>19531</b> <b>200</b> <b>1990</b> <b>53.33580038</b> <b>98.6142</b> <b>1.8059</b> <b>0.0011336</b> <b>245.8639</b> <b>114.1346</b> <b>14.11455166</b> <b>0.0000089</b> <b>7276</b> <b>102.079051</b> <b>4.148e-06</b> <b>25.118647</b> <b>1.044e-06</b> <b>137.820e-APT</b> <b>1707.0-HRPT</b> <b>28 Feb 1990</b> <b>7556</b> <b>0009.85UTC</b> <b>152.75</b>	<b>METEOR 2/18</b> <b>87-068A</b> <b>18312</b> <b>369</b> <b>1990</b> <b>44.45228705</b> <b>82.5533</b> <b>28.3594</b> <b>0.0010650</b> <b>245.8587</b> <b>114.3456</b> <b>13.83599353</b> <b>0.00000219</b> <b>12587</b> <b>104.135083</b> <b>1.192e-06</b> <b>26.162517</b> <b>2.379e-07</b> <b>137.400e-APT</b> <b>17 Feb 1990</b> <b>12637</b> <b>0138.04UTC</b> <b>145.79</b>	<b>NAVSTAR 5</b> <b>89-097A</b> <b>20361</b> <b>10</b> <b>1990</b> <b>4.11084330</b> <b>54.9482</b> <b>146.8378</b> <b>0.0065519</b> <b>43.8416</b> <b>316.6548</b> <b>2.00550078</b> <b>0.00000018</b> <b>718.003313</b> <b>2.856e-05</b> <b>180.011684</b> <b>7.159e-06</b> <b>1227.6</b> <b>11 Jan 1990</b> <b>57</b> <b>0211.58UTC</b> <b>356.87</b>	<b>DO-17</b> <b>90-005E</b> <b>20440</b> <b>12</b> <b>1990</b> <b>55.05890315</b> <b>98.7155</b> <b>131.4398</b> <b>0.0012085</b> <b>121.7102</b> <b>238.5335</b> <b>14.28618189</b> <b>0.00000500</b> <b>471</b> <b>100.854048</b> <b>2.472e-06</b> <b>25.212424</b> <b>6.290e-07</b> <b>145.825</b> <b>2401.221</b> <b>28 Feb 1990</b> <b>528</b> <b>0113.49UTC</b> <b>40.49</b>
<b>Satellite</b> <b>Int. Design</b> <b>Object No.</b> <b>Element Set</b> <b>Epoch Year</b> <b>Epoch Day</b> <b>Inclination</b> <b>RAAN</b> <b>Eccentricity</b> <b>Arg of Perigee</b> <b>Mean Anomaly</b> <b>Mean Motion</b> <b>Decay Rate</b> <b>Orbit Number</b> <b>Nodal Period</b> <b>P-Drng</b> <b>Increment</b> <b>I-Drng</b> <b>Beacon-QRG</b> <b>Ref. EQX</b> <b>Orbit</b> <b>HHMM.MM</b> <b>Degrees W</b>	<b>METEOR 2/17</b> <b>88-005A</b> <b>18820</b> <b>201</b> <b>1990</b> <b>48.72052619</b> <b>82.5429</b> <b>85.4362</b> <b>0.0015792</b> <b>304.8022</b> <b>55.1585</b> <b>13.84294033</b> <b>0.0000162</b> <b>10365</b> <b>104.082850</b> <b>8.804e-07</b> <b>26.149541</b> <b>2.201e-07</b> <b>137.400e-APT</b> <b>28 Feb 1990</b> <b>10508</b> <b>0121.37UTC</b> <b>100.73</b>	<b>METEOR/02</b> <b>88-064A</b> <b>19336</b> <b>370</b> <b>1990</b> <b>44.347923056</b> <b>82.5243</b> <b>5.0262</b> <b>0.0016228</b> <b>268.7895</b> <b>93.1505</b> <b>13.16878641</b> <b>0.00000391</b> <b>7465</b> <b>109.4073194</b> <b>2.468e-06</b> <b>27.480694</b> <b>6.171e-07</b> <b>137.850e-APT</b> <b>17 Feb 1990</b> <b>7514</b> <b>0141.98UTC</b> <b>169.88</b>	<b>METEOR 2/18</b> <b>89-018A</b> <b>19851</b> <b>152</b> <b>1990</b> <b>54.22801331</b> <b>82.5230</b> <b>3.1912818</b> <b>0.0013992</b> <b>330.7865</b> <b>29.2521</b> <b>13.83363417</b> <b>0.00000189</b> <b>4980</b> <b>104.109696</b> <b>1.028e-06</b> <b>26.156404</b> <b>2.569e-07</b> <b>137.300e-APT</b> <b>28 Feb 1990</b> <b>5047</b> <b>0143.67UTC</b> <b>228.14</b>	<b>METEOR 3/03</b> <b>89-086A</b> <b>20305</b> <b>53</b> <b>1990</b> <b>54.16392028</b> <b>82.5542</b> <b>298.4303</b> <b>0.0015089</b> <b>254.4727</b> <b>105.4763</b> <b>13.15852213</b> <b>0.00000088</b> <b>1595</b> <b>108.492519</b> <b>5.588e-07</b> <b>27.501813</b> <b>1.292e-07</b> <b>137.850e-APT</b> <b>28 Feb 1990</b> <b>1659</b> <b>0043.58UTC</b> <b>233.47</b>	<b>UO-18</b> <b>90-005F</b> <b>20441</b> <b>20</b> <b>1990</b> <b>53.23543324</b> <b>98.7114</b> <b>129.8772</b> <b>0.0012817</b> <b>128.9872</b> <b>231.2353</b> <b>14.28729498</b> <b>0.00000543</b> <b>445</b> <b>100.846202</b> <b>2.694e-06</b> <b>25.210483</b> <b>6.754e-07</b> <b>437.075/100</b> <b>28 Feb 1990</b> <b>528</b> <b>0109.24UTC</b> <b>39.43</b>	<b>UO-15</b> <b>90-005C</b> <b>20438</b> <b>20</b> <b>1990</b> <b>55.27891186</b> <b>98.7114</b> <b>131.8883</b> <b>0.0010839</b> <b>119.4242</b> <b>240.8021</b> <b>14.28727390</b> <b>0.00000389</b> <b>474</b> <b>100.878452</b> <b>1.925e-06</b> <b>25.218596</b> <b>4.843e-07</b> <b>435.120</b> <b>28 Feb 1990</b> <b>528</b> <b>0126.18UTC</b> <b>43.70</b>
<b>Satellite</b> <b>Int. Design</b> <b>Object No.</b> <b>Element Set</b> <b>Epoch Year</b> <b>Epoch Day</b> <b>Inclination</b> <b>RAAN</b> <b>Eccentricity</b> <b>Arg of Perigee</b> <b>Mean Anomaly</b> <b>Mean Motion</b> <b>Decay Rate</b> <b>Orbit Number</b> <b>Nodal Period</b> <b>P-Drng</b> <b>Increment</b> <b>I-Drng</b> <b>Beacon-QRG</b> <b>Ref. EQX</b> <b>Orbit</b> <b>HHMM.MM</b> <b>Degrees W</b>	<b>OSCAR 10</b> <b>83-058B</b> <b>14129</b> <b>456</b> <b>1990</b> <b>49.80793411</b> <b>25.9253</b> <b>218.0969</b> <b>0.59959339</b> <b>119.7301</b> <b>312.5438</b> <b>2.05881408</b> <b>0.0000000</b> <b>5029</b> <b>899.2</b> <b>-</b> <b>175.3</b> <b>-</b> <b>145.810/367</b> <b>02 Mar 1990</b> <b>5053</b> <b>1102.91UTC</b> <b>109.59</b>	<b>OSCAR 11</b> <b>84-021B</b> <b>14781</b> <b>616</b> <b>1990</b> <b>55.20166771</b> <b>97.9677</b> <b>111.4028</b> <b>0.0011982</b> <b>245.8594</b> <b>114.1476</b> <b>14.64912701</b> <b>0.00001743</b> <b>31942</b> <b>98.358428</b> <b>7.994e-06</b> <b>24.590602</b> <b>2.011e-06</b> <b>145.826</b> <b>2401.5</b> <b>435.025</b> <b>02 Mar 1990</b> <b>32027</b> <b>0010.81UTC</b> <b>45.21</b>	<b>RS10/11</b> <b>87-054A</b> <b>18129</b> <b>48</b> <b>1990</b> <b>58.88673669</b> <b>82.9227</b> <b>50.7514</b> <b>0.0011391</b> <b>70.1253</b> <b>290.1374</b> <b>13.72062933</b> <b>0.00000401</b> <b>13418</b> <b>105.010519</b> <b>2.238e-06</b> <b>26.378532</b> <b>5.595e-07</b> <b>29.357/408</b> <b>145.857/303</b> <b>29.407/453</b> <b>145.907/953</b> <b>01 Mar 1990</b> <b>13461</b> <b>0032.34UTC</b> <b>118.21</b>	<b>OSCAR 13</b> <b>88-051B</b> <b>19216</b> <b>76</b> <b>1990</b> <b>54.30232158</b> <b>87.7145</b> <b>167.4197</b> <b>0.6899466</b> <b>221.7458</b> <b>57.5225</b> <b>2.09701315</b> <b>-0.00000991</b> <b>1299</b> <b>686.6</b> <b>-</b> <b>172.2</b> <b>-</b> <b>145.812</b> <b>435.651</b> <b>2400.660</b> <b>01 Mar 1990</b> <b>1311</b> <b>0034.51UTC</b> <b>0.57</b>	<b>LO-19</b> <b>90-005C</b> <b>20442</b> <b>17</b> <b>1990</b> <b>54.28439073</b> <b>97.0615</b> <b>130.7265</b> <b>0.0012829</b> <b>124.9132</b> <b>235.3282</b> <b>14.2879281</b> <b>0.00000415</b> <b>460</b> <b>100.841416</b> <b>2.051e-06</b> <b>25.209254</b> <b>5.161e-07</b> <b>437.125=c.w.</b> <b>437.150=p.s.k.</b> <b>28 Feb 1990</b> <b>528</b> <b>0116.73UTC</b> <b>38.80</b>	<b>PO-16</b> <b>90-005D</b> <b>20439</b> <b>21</b> <b>1990</b> <b>54.28921251</b> <b>98.7162</b> <b>130.7247</b> <b>0.0011992</b> <b>124.4402</b> <b>235.7905</b> <b>14.28583324</b> <b>0.00000423</b> <b>460</b> <b>100.856505</b> <b>2.092e-06</b> <b>25.213037</b> <b>5.263e-07</b> <b>437.025/050</b> <b>28 Feb 1990</b> <b>528</b> <b>0114.70UTC</b> <b>40.80</b>
<b>Satellite</b> <b>Int. Design</b> <b>Object No.</b> <b>Element Set</b> <b>Epoch Year</b> <b>Epoch Day</b> <b>Inclination</b> <b>RAAN</b> <b>Eccentricity</b> <b>Arg of Perigee</b> <b>Mean Anomaly</b> <b>Mean Motion</b> <b>Decay Rate</b> <b>Orbit Number</b> <b>Nodal Period</b> <b>P-Drng</b> <b>Increment</b> <b>I-Drng</b> <b>Beacon-QRG</b> <b>Ref. EQX</b> <b>Orbit</b> <b>HHMM.MM</b> <b>Degrees W</b>	<b>SALYUT 7</b> <b>82-033A</b> <b>13138</b> <b>73</b> <b>1990</b> <b>58.68362801</b> <b>135.1225</b> <b>0.0000594</b> <b>18.9613</b> <b>341.2116</b> <b>15.5272067</b> <b>0.00058681</b> <b>44776</b> <b>92.526494</b> <b>2.242e-04</b> <b>23.516420</b> <b>5.517e-05</b> <b>19.953/142.417</b> <b>04 Mar 1990</b> <b>44844</b> <b>0115.17UTC</b> <b>67.07</b>	<b>MIR</b> <b>86-017A</b> <b>16809</b> <b>430</b> <b>1990</b> <b>58.69515723</b> <b>51.8198</b> <b>61.9350</b> <b>0.0016997</b> <b>215.2625</b> <b>14.48173</b> <b>15.58810973</b> <b>0.00001705</b> <b>23100</b> <b>92.316323</b> <b>2.723e-04</b> <b>23.464815</b> <b>8.698e-05</b> <b>143.625=voice</b> <b>02 Mar 1990</b> <b>23138</b> <b>0004.04UTC</b> <b>10.20</b>	<b>POLAR BEAR</b> <b>86-088A</b> <b>17070</b> <b>495</b> <b>1989</b> <b>349.24495166</b> <b>89.5389</b> <b>65.1425</b> <b>0.0041317</b> <b>98.8957</b> <b>261.6884</b> <b>13.72748792</b> <b>0.00000464</b> <b>15461</b> <b>104.962927</b> <b>2.586e-06</b> <b>26.316123</b> <b>4.682e-07</b> <b>435.9744</b> <b>22 Dec 1989</b> <b>15554</b> <b>0034.25UTC</b> <b>34.30</b>	<b>HILAT</b> <b>88-063A</b> <b>14154</b> <b>684</b> <b>1990</b> <b>350.98084571</b> <b>82.0344</b> <b>220.9879</b> <b>0.0048026</b> <b>81.4623</b> <b>279.1981</b> <b>14.28075778</b> <b>0.00001880</b> <b>33714</b> <b>100.83541</b> <b>8.316e-06</b> <b>25.356540</b> <b>2.078e-06</b> <b>435.974</b> <b>28 Dec 1989</b> <b>33786</b> <b>0051.09UTC</b> <b>246.95</b>	<b>FUJI-2</b> <b>UO-14</b> <b>90-013C</b> <b>20480</b> <b>14</b> <b>1990</b> <b>48.04185854</b> <b>99.0553</b> <b>123.6579</b> <b>0.0540918</b> <b>302.5752</b> <b>52.4250</b> <b>12.83114314</b> <b>0.00000043</b> <b>238</b> <b>112.278857</b> <b>-</b> <b>28.083143</b> <b>435.796/910</b> <b>28 Feb 1990</b> <b>274</b> <b>0006.87UTC</b> <b>33.21</b>	<b>UO-14</b> <b>90-005H</b> <b>20437</b> <b>21</b> <b>1990</b> <b>55.20174903</b> <b>98.7087</b> <b>131.6114</b> <b>0.0012010</b> <b>122.2958</b> <b>237.9431</b> <b>14.28494406</b> <b>0.00000657</b> <b>473</b> <b>100.862791</b> <b>3.249e-06</b> <b>25.214678</b> <b>8.176e-07</b> <b>435.070/250</b> <b>28 Feb 1990</b> <b>528</b> <b>0117.98UTC</b> <b>41.64</b>

is reading the mail, no deletion is possible. The mail may only be deleted by the sender and the addressee. M: shows the mail addressed to your station in order of the latest. R<n>: will allow transmission of the mail designated by <n>, U: gives the

callsigns and SSID of the stations connected to the satellite mailbox at that moment of time. W: is for writing mail into JAS-1b. Having been asked the addressee and title, you have to answer these first, followed by transmitting your text, finishing

up with "<Ret> <Ret>".

You may use either capital letters or lower case for command names and the callsign of the corresponding station. Both are accepted by the system. Note that there is no log-off from the mailbox, and thus overcrowding can appear to occur, particularly when the spacecraft is in access range of well used areas of the world at peak times. Please be sure to disconnect by your normal TNC command function.

When writing mail, note that all ASCII codes may be used with the singular exception of '^Z' which only shows the end of the message. The mailbox has no digipeating function, and will not respond to frames of a digipeating signal.

Note also that if the packet audio is put directly into the 144MHz transmitter microphone socket, the distortion introduced can prevent good access. Internal coupling and good audio level determination is needed to provide the correct deviation. This must be undistorted by limiters and compressors and is ideally necessary for good, reliable results.

John Branegan GM4IHJ, reports that the mailbox is being overwhelmed by the large number of users when over Europe. That this is happening, is shown by a print out of a typical message, Fig. 1. "You will note", writes John, "that it starts to answer one chap, and then goes on to another, and then another, before returning to the same chap several minutes later. Please be aware that the individual message addressee does not get this mess, as he only sees that which is intended for him. Once he is connected, the other traffic ceases to be passed by his computer and the TNC, but of course, he still has the very long delays even when trying to get a message of just a few sentences." To pick out the message in Fig. 1, taken from JAS-1B on the evening of March 12, one has to link up those lines addressed to DF5DP, as marked by a tick.

John has found that both PACSAT and LUSAT are offering digipeater facilities while they continue to upload their main BBS software. He writes, "LUSAT in particular has an excellent signal into northern Europe, where I get five minutes of solid copy, in contrast with PACSAT which rarely gives any useful signal". John uses either his 21-element horizontally polarised Yagi or his right-hand-circularly polarised beam, and gets good passes between 0900 and 1415UTC, and again between 1800 and 2330.

He provides some useful hints and tips on using LUSAT with its 145.86

# Back-Scatter

tapping the RETURN key. You should hear a burst of QRM as you transmit, then, after a brief pause, you should hear a 'brubrup' as the satellite answers you. If you hear nothing after several tries, check your transmitter. If you do hear the answer, then you know immediately that you are getting in, but, if nothing appears on your screen, you will then need to check your reception." GM4IHJ usually hears about three answers for every four transmissions.

John continues: "If you hear the reply and all is well, you will see 'GM4IHJ>CQ, Lusat-1\*' on your screen each time you key RETURN. Having got two way communication, you can watch your screen to see who else is on. You may then call them (say ON4DY) by sending C ON4DY via Lusat-1 using the command mode. If successful you will see +++CONNECTED TO ON4DY on your screen, leaving you in conversation mode, so anything you type goes out when you hit RETURN."

John sent me a pair of typical examples of such QSOs, and these are shown in Fig. 2. He points out that several countries are now aboard, and has so far identified the prefixes DL, EA, G, HB, I, K, N, ON, OZ, VE, W and YT.

Comparing the new satellites, GM4IHJ finds that LUSAT needs a better higher signal to noise ratio for consistent screen print copy than JAS-1 before it will print. PACSAT needs a very high signal to noise ratio for consistent screen print copy, and John wonders if this is a feature of the Raised Cosine Modulation, as for the first three days after launch PACSAT was easier copy when it was then on Manchester coded signals. He finds that WEBERSAT has a very rough signal, and needs to be S.9 before it will print, and that this is not due to AFC inconsistencies as some reports suggest, as it is equally bad on low doppler rate orbits. He suggests that it is more likely to be due to the surplus carriers in its signal.

John has been trying to capture the elusive PACSAT 2401.143MHz transmissions, which rarely seem to be on when it is in range of his window. This is literally a window, as due to the wintry-weather in GM, he is using a 2m dish with a home-brew wave-guide horn indoors, looking south through a very large single pane window!

"It is trainable from 135 to 225 degrees", writes John in his letter, "and was set up on sun noise using the standard technique of ensuring agreement of mechanical and electrical pointing, by lining up to get both the wave-guide horn shadow central on the dish, and receiving the maximum Sun noise at the same time". In the meantime, while waiting the needed signal, John is doing the odd confidence check on the A-0-13 S band beacon.

## New RS Spacecraft

No further news on the launch date of RS-12 and 13 has arrived, but RS-14 with its 435/145MHz transponder is expected to be launched in July, complete with the AMSAT-DL RUDAK, having been postponed from the originally planned 'Gagarin Day' in April.

## OSCARs 10 and 13

Whilst OSCAR-10 is still suffering (at the time of writing in early April) from low battery power due to solar attitude, OSCAR-13 soldiers on. From July 14 for 11 weeks, A-0-13 will suffer from eclipses, and will have periods of beacon only operation.

**Rod Clewes G3CDK**, of Wallington, Surrey, bemoans the lack of activity on the OSCAR-13 L mode. He says, "Whilst I have worked plenty of JA, DL and W stations, apart from VK80B, VE7s VL and CLD, ZS, I8CVS, VK5AGR and SV3KH, there is little other activity". Rod uses to good effect a 1271E with a 100W TL1270 linear to four vertically stacked helices for the uplink, and a G3RUH helical to a masthead GaAsf.e.t. amplifier and thence down to an IC-475H for downlink reception.

**Ernie Hayman G3ABU**, of Kinkersewell, Devon, sticks to Mode B with his 45-50W to a 12-turn home-brew helix. "I have had recent QSOs with SV2, KA5, HG2, JA7, TK2, KG4, KP7, EA8, VK7, VE7, and Ws 1, 2, 3, 5, 7 and 9", says Ernie, who enjoys using c.w. on the satellites.

## Keplerian Elements

**Birger Lindholm** of Dalsbruk, Finland, has again provided us with the elements for all the main satellites of interest, which readers will note, have grown somewhat this year. Birger uses the NASA 2-line elements as his source, relating the catalogue and object numbers to the name by which we know the satellite, he then collates them for us in a meaningful format for use in computers or with our trackers. To relate the new microsats to the catalogue and object numbers has not been an easy task, as a number of changes became necessary as the cluster separated, enabling individual spacecraft to be identified.

Birger calculates the nodal period and increment for the epoch day, then gives the P-Drage, i.e. the period drag, which is the nodal period decay rate per orbit. The I-drag is the increment decay rate per orbit. If the NASA supplied decay rate is negative, then the P and I drags are calculated using a zero figure.

He points out that whilst the sets are well within normal amateur time and tracking limitations, they should not be

used for precise scientific analysis. He points out that the actual orbit number for OSCAR-13 is the NASA orbit number minus 2! Birger welcomes queries, comments and suggestions from users and readers, and may be contacted at Hasselbacken 305, SF 25900 Dalsbruk, Finland.

## Orbit Numbers

As pointed out by Birger Lindholm, the orbit number alias revolution number of a satellite is not always agreed among the experts following them. This may seem surprising when a simple addition formula for each complete orbit from launch, is all that appears to be required to calculate the precise number of earth revolutions that have taken place.

The discrepancy evolves from a number of factors. The first is that different launch agencies use different numbers at the onset of orbital injection. Some call the first passage orbit 0, some orbit 1. Secondly, sometimes the count commences from the first ascending (north bound) equator crossing immediately following launch and sometimes commencement from the first complete orbit north bound equator crossing is counted.

A further complication arises from the fact that the earlier circular orbiting satellites were incremented by a factor of one, each time the satellite crossed the equator on the ascending north bound pass. On the later elliptical orbiters, this is no longer necessarily true, as the orbit number may increase by one each time that the satellite passes through perigee, the lowest point to earth of the orbiting craft. This perigee point swings from the southernmost extreme to the northernmost extreme with time, very slowly in the case of OSCARs 10 and 13, and relatively quickly in the case of FUJI-OSCAR-20.

Thus, dependent upon the way in which your computer is programmed, e.g. for equator crossing or perigee point, and the orbit number it is supplied with from the Keplerian elements or reference crossing, so your orbit number supplied will vary. It thus can become rather confusing when a station makes schedules for a given orbit number, or when controllers predict happenings and changes referenced to orbit 'n' when that number is not common to all users.

It is not a serious problem, and can easily be overcome by stating the activity for a given labelled UTC time and date, which would be universally understood were it not for the added complications of BST versus GMT and international date lines!

## MIR

The MIR cosmonauts Alexander Viktorenko and Alexander Serebrov took a trip on the 'space bikes' in February. It was thought that they might be attending to the matter of the earlier, adjacent SALYUT-7s space station's rapidly decaying orbit.

It was assumed that they might have managed to re-fuel the motor or had arranged to mate a Progress that would

either enable SALYUT-7 to be boosted to a higher orbit, or, alternatively, to allow a retro-firing that would permit the large, currently unmanned, station to safely re-enter earth's atmosphere under command control.

As yet, no orbital changes have been seen, other than those exaggerated drag factors brought about by atmospheric expansion during solar highs. As far as is known, they did not enter the decaying SALYUT-7. Perhaps in about six months time, when the first space station approaches re-entry, we may see the results. The big BURAN 'shuttle' will not be ready in time to return SALYUT-7 to earth as first thought, as the escape system has yet to be finalised, so a very bright meteor may result when the big orbiter, plus its attached module finally burns out.

After their five month stay the Alex pair came back to earth on Monday February 19, having been joined on February 11 by Alexander Balandin and Anatoly Solovyov, who have taken over as the sixth crew in the four years of almost continuous manned operation.

Whilst the Alex pair were said as being 'not so keen on amateur radio' and were undoubtedly very busy with a large work load, it is to be hoped that the new crew, Anatoly, U6MIR, and Alexander, U7MIR, will have a little more time available to come up and make some 144MHz f.m. QSOs with their fellow earth amateurs. They obviously have the enthusiasm, and have already made a number of QSOs using their new transceiver on 145.500MHz (S20) and 145.500MHz (S22), having been heard by **Rob Mannion G3XFD**, while he was driving home from the PW editorial office one evening in March.

**Leonid Labutin UA3CR**, reports that as from March 6 this year, U6 and U7MIR will be intermittently active for a while after 2100 Moscow time (1800UTC) during weekday evenings, and at any time during the 0500-2100UTC time slot on Saturdays and Sundays. As the passes for the spacecraft cannot be predicted for long periods ahead, due to regularly planned orbital changes by the crew, it is best to listen to the AMSAT nets for topical information on passes over your area.

QSL cards for early MIR QSOs are now arriving direct from UW3AX. Fig. 3 is that for a 1416UTC December 17 QSO made by U2MIR with G3IOR, received direct from UW3AX in January. More recently, similar direct QSLs have been received by **Eric Clarke G6CSX** of Chichester, and **Ray Gathergood G4LUA** of Wymondham, Norfolk, who made QSOs with Alex Volkov U4MIR in February this year on 145.550MHz.

If you are fortunate enough to work the new crew, send a card via the bureau, or via Boris Stepanov, UW3AX, Box 679, Moscow 107207, USSR, with an s.a.e. and a few IRCs.

Finally, plans are now being made to attempt the first amateur space station-to-space station QSO between MIR and the STS-35 shuttle mission planned to orbit from 9 May 1990, with windows for mutual visibility now under investigation.

```
SMSVBF>GM4IHJ,Lusat-1*<C C P>
+++CONNECTED TO SMSVBF via Lusat-1
Hi name is John
Hello name is Henry
73 from GM
QTH near Stockholm JO89VL
tnx and 73 John>
OK fine Henry 73 must do some tests
BYEBYE
cmd: d DISCONNECTED (I disc)
```

```
N4HY>GM4IHJ,Lusat-1*<C C P>
+++CONNECTED TO N4HY via Lusat-1
Hello John this is Bob
Hi from Scotland
Hello this is great
Gotta check the batteries just
wanted to say hi
Yep good copy despite snow
BYE
+++DISCONNECTED (he disc)
```

Fig. 2

# Back-Scatter

## Propagation

Reports to  
Ron Ham  
Faraday

Greyfriars, Storrington, West Sussex RH20 4HE

### Sunspot Cycle 22

Over the years **Cmdr. Henry Hatfield** (Sevenoaks) has gathered a comprehensive set of solar records derived from the observations that he made optically, through his spectrohelioscope and by radio, with telescopes operating at 136 and 1297MHz. **Neil Clarke GOCAS** (Ferrybridge) has given readers the benefit of his computer records showing the daily variations of the solar flux compared with changes in the earth's magnetic field. Therefore, it is important to begin this time with the current opinions of these two experienced observers about the present sunspot cycle.

"I think that there is much evidence now to indicate that the high activity we saw last spring and summer has declined. My hunch is that either we are over the 'maximum', or that it will be a 'double maximum'," said Henry. "For the first time in this cycle the smoothed sunspot number has fallen, it dropped from 158.0 for July 1989 to 157.2 for August 1989," wrote Neil and continued, "This may not be the peak for cycle 22, it could start to rise again but I think that if it did climb again it would not get much higher than the present peak." The photograph of the 'angry' sun, Fig. 1, taken at 1612 last August 31 is one of many that Henry took during the summer of 1989.



Fig. 1

the 18th and 28th. **Ern Warwick** (Plymouth) heard fluctuations in the background noise on 28MHz at 1230 on the 25th and between 1300 and 1400 on the 26th and, not surprisingly, he reports fadeouts at 1130 on the 25th.

During March, **Patrick Moore** (Selsey) observed the sun as often as clear skies permitted and kindly sent the drawings which he made, with his special solar apparatus, of the sunspot positions at 1130 on the 22nd, Fig. 3, 1105 on the 25th, Fig. 4, 1250 on the 26th, Fig 5 and 0910 on the 28th, Fig. 6. Henry Hatfield located the information shown in Table 1. In Bristol, **Ted Waring** counted 20 sunspots on March 18 and 48 on the 22nd, Ern Warwick

### Solar Reports

In February 1990, **Ron Livesey** (Edinburgh), using his projection apparatus, observed 5 active areas on the sun's disc on the 21st, 6 on the 3rd, 7 on the 23rd, 8 on the 1st and 26th, 10 on the 27th and 13 on the 25th. Neil Clarke tells me that the mean sunspot number for the month was 128.4 and points out the high level of solar flux shown on his print-out, Fig. 2, between

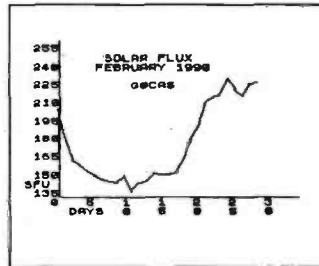


Fig. 2

reported fadeouts on the 1st and solar noise at 1115 on the 10th and in Storrington, **Fred Pallant G3RNM** logged a high level of noise at 1100 on the 21st.

### Auroral

"There has been a lull in the aurora since the turn of the year but in February magnetometers and visual observers saw an upturn of activity," wrote Ron Livesey, the auroral co-ordinator for the British Astronomical Association and continued, "It used to be said that the number of observers on a reporting night might be an index of activity. It is good to record that we now have so many keen, active observers that there need only be a sensation of auroral light and somebody spots it." All good stuff Ron and long may there be co-operation between the optical and radio observers. By the end of February Ron was receiving reports of 'glow or unspecified form' seen from observers in Alness on February 1, Wick on the 14th, Morpeth on the 20th, Cornwall on the 24th, Kirkwall on the 25th and St. Andrews on the 27th, 'homogenous arc or band' from Central Scotland on the 8th, Edinburgh on the 13th, Worcester on the 15th, Halifax (Nova Scotia) on the 18th and Central Scotland on the 20th, 'rayed arc or band' from Wick on the 19th, 'rays or ray bundles' from Morpeth on the 15th and North Scotland on the 20th and 24th, 'active forms, pulsating or flickering' from Shetland on the 7th, North Scotland on the 13th, Shetland on the 16th and Wick and Kirkwall on the 18th and 19th, respectively and 'coronal structures' from North Scotland on the 15th and Shetland on the 20th.

That 'raspy', 'ghostly' and 'watery' effect that aurora has on terrestrial radio signals caused was observed by **Doug Smillie** (Wishaw) on February 4 and 7 and by **Tony Hopwood** (Worcester) during the afternoons of days 15, 23 and 26. "I am very interested in the watery pre-auroral c.w. signals on 3.5 and 7MHz we hear. I recently had a report "599 but auroral" on 7MHz from Sweden. I too give auroral reports on I.f. - why not? If one recognises the tone it is relevant to report, the other chap may be a VHF'er too and pleased to know," wrote **Angie Sifton G0HGA** (Stevenage) on March 27. Angie currently uses her Ten Tec Century 21 with an untuned long wire antenna because her

vertical was a victim of the January 25 gales. She was enjoying a 599 contact with a station in Texas when the wind bent it to 45°.

Angie is active on c.w. only on all bands from 3.5 to 28MHz, and has a special interest in the propagation of radio waves, especially under tone-A conditions. History has shown that the radio observations from many enthusiasts, like Angie, have greatly advanced our knowledge of the auroral events which occur during the hours of daylight. Without such reports, these manifestations would have passed by unseen and unrecorded.

### Magnetic

The various magnetometers used by **Gary Hawkins** (Bristol), **Tony Hopwood**, **Ron Livesey**, **Dave Pettitt** (Carlisle) and **Doug Smillie**, between them, recorded magnetic 'storm' conditions on February 12, 15, 16 and 24 and Neil Clarke's report emphasises the peaks of 46 on the 16th and 34 on the 23rd as displayed on his chart of the Ap index, Fig. 7.

### Ionosphere 'F2'

From his home in Meerut, India, **Lt. Col. Rana Roy** received smeary and distorted television pictures on Ch. E2 (48.25MHz) and/or Ch. R1 (49.75MHz), via disturbances to the 'F2' region of the ionosphere on December 15, 17, 21, 23 and 24 and January 11 and 13. The source of some such pictures were unidentifiable but others gave clues of coming from China, Malaysia and the USSR. A typical entry in Rana's log began at 0800 on December 17, when he found a 525-line 'rolling' picture on Ch. A2 (55.25MHz) which he corrected by adjusting the vertical-hold control. "The script appeared to be S.E. Asian. Probably Vietnam" he wrote. Around 0810, he added 'TV3' from Malaysia on Ch. E2 and remarked, "Pictures were fairly clear considering that this was an 'F2' reception. Pictures faded away at 0850."

### 28MHz

Firstly my thanks to the 10 Metre FM Group for a regular copy of their newsletter and their latest issue reports that, from Southern England and mainly mobile, **G0DWZ**, **G0ENJ** and **G4ADQ**, between them, made contact during January and February with stations in Azores, Canada, Finland, Greece, Hungary, Iceland, Jamaica, Japan, Malta, four call areas of the USA, the USSR and Yugoslavia. The group has around 150 members and readers wishing to know more about their work should send an s.a.e. to the membership secretary, at 9 Highlands Road, Portslade, Sussex BN41 2BN.

### Propagation Beacons

As usual my thanks to **Mark Appleby G4XII** (Scarborough), **Chris van den Berg** (The Hague), **Henry Hatfield**, **John Levesley G0HJL** (Bransgore), **Greg Lovelock G3III** (Shipston-on-Stour), **Ted**




Fig. 3




Fig. 4




Fig. 5


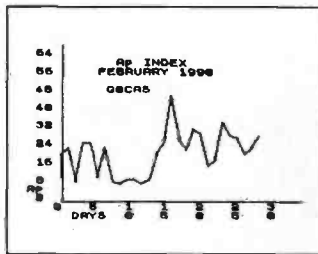


Fig. 6

# Back-Scatter

Date	Groups	Filaments	Quiescent Prominences	Remarks
02.03.90	4	21	7	
03.03.90	3	15	8	at 1235
12.03.90	1	17	11	at 1123 plus a large loop filament in the north-west quadrant with a bandwidth of 1 Angstrom at 1235
17.03.90	2	23	12	long quiescent filament near the south-west limb at 1050
18.03.90	5	26	12	
20.03.90	3	21	3	at 1225
29.03.90	4	21	6	at 1145 at 1120

**Table 1**



**Fig. 7**

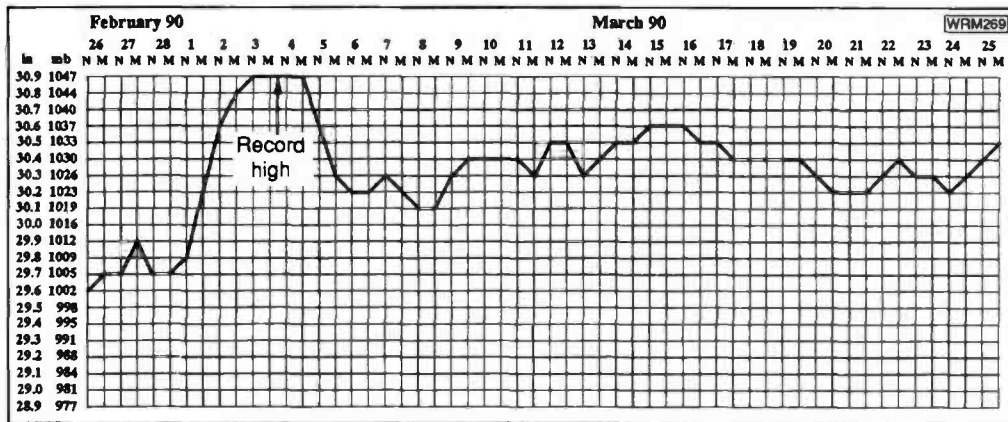
**Owen** (Maldon), Fred Pallant, Ted Waring and Ern Warwick received signals almost daily from PY2AMI (Brazil) on 24.931MHz, OH2B (Finland) and ZS6DN/B (South Africa) on 14.100MHz and DKWCY (Germany) on 10.144MHz and less frequently from IK6BAK (Italy) on 24.915MHz, JA2IGY (Japan), KH60/B (Hawaii) and 4X6TU/B (Israel) on 14.100MHz. Ern also heard PY2AMI on 18.100MHz on March 2, 16, 20 and 22.

Between February 25 and March 23, Ern Warwick received signals almost daily from PY2AMI (Brazil) on 24.931MHz, OH2B (Finland) and ZS6DN/B (South Africa) on 14.100MHz and DKWCY (Germany) on 10.144MHz and less frequently from IK6BAK (Italy) on 24.915MHz, JA2IGY (Japan), KH60/B (Hawaii) and 4X6TU/B (Israel) on 14.100MHz. Ern also heard PY2AMI on 18.100MHz on March 2, 16, 20 and 22.

## Tropospheric

The slightly rounded atmospheric pressure readings for this period, Fig. 8, were taken at noon and midnight from the Short and Mason barograph installed at my home in Sussex. Although the pressure, throughout March was high and fluctuating mainly above 30.1in (1019mb) there was surprisingly few tropospheric openings. However, for the 17th, **George Garden** (Edinburgh) wrote,

"The weather map showed a high pressure of 1042mb (30.7in) over Europe with a good bit of the ridge affecting much of Scotland & UK," so, having this in mind, he drove to one of his favourite band II and TV DXing spots, high on Cairn O' Mounth and, using his car radio around 1500, received a fluctuating signal from BBC Radio York. "It was very strong while it lasted," said George, who returned there around 1400 on the 31st when conditions again looked right for DX as another spell of very high pressure was rapidly ending. This time, which he cannot do often from this site, George logged strong signals from Radios Cumbria and York and TFM which is a part of IBA Radio Tees and at 0930, prior to climbing the hill, from his home in Laurencekirk, he logged IRN Radio Borders "at phenomenal strength", Clyde 1 FM from Black Hill and Radio Tay from their Dundee transmitter. The previous day, at 1600, as conditions began to improve, I received a weak picture from France (Canal+) on Ch. L5 (176MHz), using my Yoko TVC8M receiver with its own rod antenna, while my car was parked near Ardingly in East Sussex and later, from home, with my ex-military RT16 and chimney dipole, I added a picture from Belgium (RTBF) on Ch. EB (196.25MHz) and BBC Radio WM from Birmingham in Band II.



**Fig 8**

Beacon	February				March																						
	26	27	28	1	2	3	4	5	6	7	8	9	10	11	12	13	14	15	16	17	18	19	20	21	22	23	24
AL7GQ																		X									
DF0AAB	X	X	X	X	X	X	X	X	X			X	X	X	X	X		X	X	X	X	X	X	X	X		
DK0TEN					X																						
DLOIGI	X	X	X	X	X	X	X	X	X	X	X	X	X	X	X	X		X	X	X	X	X	X	X	X	X	
EA3JA	X	X	X	X	X	X	X	X	X	X	X	X	X	X	X	X	X	X	X	X	X	X	X	X	X		
HG5GEW	X	X	X	X	X	X	X	X	X	X																	
IY4M	X	X	X	X	X	X	X	X	X	X	X	X	X	X					X	X	X	X	X	X			
KA1NSV											X	X	X	X	X												
KB4UP1	X	X	X	X	X					X	X	X	X	X							X	X	X	X			
KC4DPC	X	X	X	X	X	X	X				X	X	X	X	X				X	X	X	X	X	X			
KD4EC	X	X	X	X	X	X	X	X	X	X	X	X	X	X	X	X				X	X	X	X				
KE2DI	X	X	X	X	X	X	X	X	X	X	X	X	X	X	X	X			X	X	X	X	X	X			
KE5GY	X	X	X	X	X	X	X	X	X	X	X	X	X	X	X	X			X	X	X	X					
KF4MS	X	X	X	X	X	X	X	X	X	X	X	X	X	X	X			X	X	X		X	X	X			
KJ4X	X	X	X	X	X	X	X	X	X	X	X	X	X	X	X						X	X					
KW7Y	X			X	X	X		X																			
LA5TEN					X														X								
LU1UG	X			X	X	X	X	X		X		X	X	X	X												
NX20/B	X	X	X	X	X	X	X	X		X		X	X	X	X						X	X	X	X	X	X	X
OH2TEN	X	X	X	X	X	X	X	X	X	X	X	X	X	X	X			X	X	X	X	X	X	X	X		
PY2AMI	X	X	X	X	X	X	X	X	X	X									X	X	X	X	X	X	X		
SK5TEN					X	X																					
VE1MUF											X								X								
VE2HOT			X	X	X	X				X	X	X	X	X	X					X	X	X	X	X			
VE3TEN	X		X	X	X	X				X	X	X	X	X	X				X	X	X	X	X	X			
VE6YF				X	X	X																					
VK2RSY			X									X	X	X	X				X	X	X	X	X		X	X	
VK5WI										X	X	X	X	X					X	X	X	X	X		X	X	
VK6RWA						X	X				X	X	X	X					X	X	X	X	X	X	X		
WA4DJS	X	X	X	X	X	X	X	X	X	X	X	X	X	X	X				X	X	X	X	X	X	X	X	
WB4JHS					X	X						X	X	X													
WC8E	X	X		X	X	X	X			X	X	X	X	X					X	X	X	X	X	X			
W3SV	X	X	X	X	X	X	X	X	X	X	X	X	X	X	X				X	X	X	X	X	X			
W3VD	X	X	X	X	X	X	X	X	X	X	X	X	X	X	X				X	X	X	X	X	X			
W7JPI			X	X								X	X	X													
W8UR			X	X							X	X	X	X													
W9UX0	X	X	X	X	X	X	X			X	X	X	X	X				X	X	X	X	X	X	X			
YO2KHP	X	X	X	X	X	X	X	X				X	X	X				X	X								
ZL2MHF																											
ZS1LA	X	X	X	X	X	X	X	X	X	X	X	X	X	X	X	X	X	X	X	X	X	X	X	X	X	X	
ZS6PW	X	X	X	X	X	X	X	X	X	X	X	X	X	X	X	X	X	X	X	X	X	X	X	X	X	X	
Z21ANB	X	X	X	X	X	X	X	X	X	X	X	X	X	X	X	X	X	X	X	X	X	X	X	X	X	X	
4N3ZHK						X																					
5Z4ERR					X	X								X						X	X	X	X	X	X	X	

**Fig 9**

# ENTERPRISE ERA RADIO APPLICATIONS LTD.



ERA LTD  
26 CLARENDON COURT  
WINWICK QUAY  
WARRINGTON WA2 8QP  
Tel: (0925) 573118



Prices  
**MKII MICROREADER £154.95**  
**BP34 AUDIO FILTER £99.50**  
incl. VAT, P&P and  
audio demo tape.



SEE  
REVIEW  
PW SEPT 89

Following in the footsteps of the BP20 the BP34 combines ease of use with performance not found in any other filter in the amateur market.

### BP34 FEATURES

**Easy to use** — The one knob design allows total concentration on the signal.

**High Performance** — 34 orders of filtering results in 80dB (min) stopband: ripple less than 0.3dB.

**High Quality** — Use of high quality components ensures performance & reliability.

"Without doubt, the BP34 is the best filter I have used." (Rev George Dobbs G3RJV.)


### MKII MICROREADER

The Microreader is a small compact unit that allows anyone equipped with a suitable SW receiver, to read Morse & RTTY signals simply and without fuss. No computers, interfaces or program tapes are needed, just connect the Microreader to the ear or speaker socket & switch on. The decoded words appear on the built in 16 character LCD display screen.

The Microreader contains all the filtering & noise blanking needed to allow reception even under bad conditions. A three colours bargraph tuning indicator makes precise tuning simple, while shift indicators take some of the guess work out of RTTY. Despite the fact the Microreader contains two fast processors (12 MHz), it is extremely quiet generating virtually no RFI. The Microreader can also if you wish, transfer the decoded messages to any printer, computer or terminal unit equipped with an RS232 port.

In the tutor mode, the Microreader will send random groups of characters with variable speed & spacing, or plug in your own morse key to check your sending. In both cases the characters are shown on the display.

To order or for more information on any of our products, ring or write.  
All Products unconditionally guaranteed for 12 months.



**D A T O N G**  
E L E C T R O N I C S L I M I T E D

Clayton Wood Close  
West Park  
Leeds LS16 6QE  
Tel: 0532 744822

**For products you can rely upon  
to give amazing results**

For information on **Active Antennas, RF Amplifiers, Converters, Audio Filters, the Morse Tutor and Speech Processors** send or telephone for a free catalogue and selective data sheets as required.

All our products are designed and made in Britain.

Orders can be despatched within 48 hours subject to availability.

— VISA AND ACCESS WELCOME —



# Back-Scatter

## Broadcast Round-up

Reports to  
Peter Shaw

The past month has been a reasonably quiet time in international broadcasting, with little of consequence occurring, with the exception of one or two name changes by radio stations.

Radio Bucharest is no more, having been replaced by Radio Romania International (a title which does not seem to flow off the tongue quite as easily). The change happened during the first week of March. Following the Namibian independence, Radio South West Africa Radio Namibia on March 1.

The Federal Communications Commission (FCC) in Washington DC, the regulatory body for broadcasting in the United States, has reduced from four to two the number of seasonal frequency changes for short wave broadcasting. From now on, changes will last six months from March and September only, displacing the May and November changes. It has always struck me that the changes at the end of September were rather unnecessary when followed six weeks later by the November alterations, so perhaps this will be adopted by other administrations as well.

Last month I reported, somewhat prematurely it seems, on the cessation of German language transmissions from Radio Canada International. The service has been granted a reprieve although this means that the new Arabic news service for the Middle East due to have started on April 2 has been delayed indefinitely.

The Voice of America was also reported as being subject to cuts which would have resulted in six of its language services being taken off the air. A review has taken place (as suggested in this column) and now all six languages, including Tajik for the Soviet Union, will continue. Funds will be diverted from other areas of the US Information Agency which is responsible for VOA.

With a continuing war of words between Lithuania and the Soviet Union following Lithuania's declaration of independence, the international service of Radio Vilnius disappeared from the airwaves in mid-March. In their place were programmes from Radio Moscow in

Russian and English, on the short wave frequencies scheduled for the the Lithuanian overseas broadcasts.

All short wave frequencies used by Radio Vilnius, with the exception of the 49 metre band wavelength of 6.10MHz, are broadcast from transmitters across the USSR. The station's broadcasts are part of a complex radio transmission system that relays programmes from other republics, as well as broadcasts from Radio Moscow's many services.

The Lithuanian authorities lodged a protest with the Ministry of Communications of the USSR, and after a few days received a reply which suggested that an "error had occurred whilst stand-by transmitters were being switched over for the shift to summer time and operating frequencies...were being changed".

Meanwhile, Lithuanian Radio's domestic service has now started 24-hour transmissions on its m.f. channels of 666kHz and 1.557MHz.

The North American service of Radio Moscow has for many years had a DX programme but this has come to an end, for the time being at least. It seems that lack of staff in Moscow is responsible.

### European Stations

All times UTC (=GMT)

Radio Netherlands has dropped its early morning broadcast to the Middle east, which leaves their schedule looking like this:

0730 to New Zealand on 9.715 & 9.63MHz (via Bonaire)  
0830 to New Zealand on 9.77MHz (via Bonaire (not Sunday))  
0830 to SE Asia on 21.485 & 17.575MHz (via Madagascar)  
1030 to Australia on 11.89 & 6.02MHz (via Bonaire)  
1130 to SE Asia on 21.52\*, 21.48 & 17.575MHz (via Madagascar)  
1130 to Europe on 9.715\* & 5.955MHz  
1430 to SW Asia/Europe on 17.605\*,

13.77\*, 5.955\* & 15.15MHz  
1630 to S&E Africa on 15.57 & 6.02MHz (via Madagascar)  
1830 to S&C Africa on 21.685, 17.605 (via Bonaire) 15.56 & 6.02MHz (via Madagascar)  
2030 to W. Africa on 15.56\*, 13.70\* & 6.02MHz\*

0030 to East N America on 11.74, 6.165 (via Bonaire) & 6.02MHz\*

0330 to West N. America 9.59 & 6.165MHz (via Bonaire)

Frequencies marked \* are from the Flevo transmitter in the Netherlands, all others are from the relay stations indicated.

The Italian Radio Relay Service continues to broadcast on 9.86MHz on Sundays from 0800. Tests can also be heard from time to time on Sunday afternoons on 21.50MHz.

The summer schedule for Radio Sweden in English to Europe:

1530 on 21.655MHz  
1700 on 9.615, 6.065 & 1.179MHz  
2100 on 11.705, 9.655 & 1.179MHz  
2230 on 1.79MHz

### African and Middle Eastern Stations

Radio Parakou in Benin has been noted in French around 0600 on 5.025MHz.

The religious broadcaster ELWA in Monrovia, Liberia, operates in English, French and vernaculars to Africa and the Middle East:

0545-0700 Arabic to Middle East on 11.955MHz  
0630-1000 English to Africa on 11.83MHz (Sat/Sun only)  
0700-0815 Arabic to Middle East on 11.955MHz  
830-1600 French to Africa on 9.55MHz (Sat/Sun only)  
1200-1330 French Africa on 9.55MHz  
1245-1600 English to Africa on 11.83MHz (Sunday only)  
1600-2205 English to Africa on 11.83MHz

1600-2045 French to Africa on 6.07MHz

The Voice of the UAE from Abu Dhabi in English is heard daily at 2200 until 2400 on 13.605, 11.985 and 9.60MHz, with a relay of the Capital Radio local English language service on from Abu Dhabi between 2230 and 2300.

### Asia, Pacific and the Americas

At some times in the year the Northern Territory stations on 2MHz from Australia can be heard in the early evening. The station in Katherine on 2.485MHz has now been noted on 5.025MHz at 2130.

Radio Bangladesh transmits English to Europe at 0800 on 17.580 and 15.195MHz for 30 minutes and at 1230 on 17.85 and 15.04MHz. During the evening there is a 45 minute transmission at 1815 on 15.04 and 11.86MHz.

HCJB in Quito, Ecuador is making some changes in May. There will be a general rationalisation of English language programmes as a result of staff shortages, and all programmes produced in Quito will be consolidated into a 60 minute block called Studio 9. Programmes during May in the *Dateline 90* slot include on May 14 the programme looks at 'Russia - Its Present and Its Future'; May 21 has a discussion on International Literacy Year; June 11 looks at 'Rain Forest, the Endangered Resource'.

HCJB can be heard in Europe at 0730 on 9.585 and 9.61MHz and at 1900 on 21.47, 15.27 and 9.61MHz.

The Honduran station Radio Landia in Cumaygua has been noted during the early morning, usually until 0330 sign-off on 4.964MHz. On 4.82MHz, La Voz Evangelica has been heard with reasonable reception until 2400 or thereabouts.

Radio New Zealand is offering reasonable reception at 1700 on 17.68MHz, and during periods of good reception conditions, on the same frequency at 0500.

The Voice of Vietnam has resumed use of its 19 metre band channel of 15.01MHz for the summer. English is heard to Europe at 1800, 1900, 2030, and 2330 for 30 minutes, with 9.84MHz as an alternative.

### SSTV on VHF and HF

First of all a nice long letter from **Mike Drew GW0HWK** on the subject of slow-scan. He is pleased to see that ATV news is now carried in the 'Back-Scatter' section of *Practical Wireless* and is thus reaching a wider audience. He writes: "I have been working SSTV from my home location for several years and have had very good results with a Spectrum 48 using the G1FTU program, both on 144MHz f.m. and on h.f.. Although the Spectrum is very limited in grey scales, most people who have not used one are very surprised at the results gained from colour TX high definition modes when the Spectrum is used for RX. The colour TX from the specification is not too bad either.

Mike says, "My home location is 5

miles north-west of Wrexham at 1050ft. a.s.l. on the Clwydian Mountains. Under normal conditions on 144MHz I can work stations from N. Lancs., Leeds, parts of S. Yorks., Birmingham and Hereford and Worcester. Obviously enhanced conditions

allow working of all the south and east coast and the near Continent. West/south-west is difficult, as I have the mountains behind me. I also operate from my works location near Ruthin (Clwyd Valley). If you are wondering, I work at the North Wales

# Back-Scatter

## ATV

Reports to  
Andy Emmerson G8PTH  
71 Falcutt Way  
Northampton NN28PH

College of Agriculture as a lecturer and am also the head warden. So I am /P on a radio basis some evenings and weekends.

"I have noticed over the last few years all the new modes that have come for the Robot-type machines have tried to improve the quality of the pictures, by (1) going into slower speeds and (2) using new higher definition modes. Great, but what about the s.w.l.s etc., that have only a passing interest in SSTV and cannot afford the dedicated equipment? This is a problem several of us in the Rhyl and District ARC have discussed on many occasions. (I am the secretary of the club). There are six or seven members and several s.w.l.s in the Rhyl area who enjoy watching the TX between us in the valley on 144MHz f.m.

# Back-Scatter

when I am /P at work.

"With this problem in mind, and as many people not now being able to use their limited systems to receive the new modes, I have asked on 144MHz and h.f. as many people as possible, if they or their SWL friends would be interested in a lot more B&W on the h.f. and/or v.h.f. bands. The result was a resounding YES. Owing to that fact, you may be interested in the following details about the 'new' Black and White Net that I have started up on 3.5MHz.

Day : SUNDAY, Time : 1500 GMT, Frequency: 3.734+- QRM Main TX modes are 8 and 82 second B&W - 8 frames 8 seconds, then a pause and 1 frame of that picture in 82 second mode.

"The other main participant, and the person who will run the net if I am not about, is Pam GW0LAL, QTHR, Rhyf. Pam uses a Robot 1200C with all new modes fitted. Reception reports, comments on the type of picture or speeds that would like to be seen in B&W, can be sent to me at the following callback address, enclosing an s.a.e. if a reply is required: Mr M.P.Drew, GWOHWK The Warden's Flat, Llysfasi College of Agriculture, Ruthin, Clwyd, North Wales LL15 2LB.

"Pam and I started the net in early December '88, and have had several people call in. I have also had various reports from v.h.f. contacts of the 3.5MHz net. Obviously we would like to get more people involved, especially the s.w.l.s. After all, they could well be the ATV amateurs of the future.

"Now we come to v.h.f. activity, which unfortunately in the NW of England and North Wales is rather lacking. This is mainly due to a few ill-mannered people (some licensed - who use 144.500 as an open channel, and as soon as anyone they can hear comes on with TV, they cause deliberate QRM, even though they may have been speaking on the frequency for most of the evening).

This problem and the bad language that has sometimes gone with it, has driven away the very few who used the frequency

for SSTV calling and working. In some areas of the country, as you have said in your column, there is good activity with no problems from the other locals, because they know the SSTV nets exist. I have worked many people from the North York Moors, to the south coast and listened to and watched many more. But I only joined in, or put a call out myself, if the frequency was not occupied when challenged or put up with the abuse, etc. when it suddenly became busy.

"I may well be on my soap box, but to find that the crowded 144MHz band has a frequency used in this way, is rather annoying to say the least. It was nearly as annoying as hearing the RSGB newscaster request, in a bulletin before Christmas, that 'operators should stay clear of 145.300MHz as it is the RTTY frequency'. Not much activity up here - I wish there was, as I enjoy a chat on the keyboard as well. I am only too willing to start up a 144MHz SSTV net (ignoring the QRM. They'll get the message eventually!) if there were a few more about who monitor the frequency and will stick with it, even though we might suffer to start with.

"Perhaps Andy, a comment in your column suggesting a regular weekly evening for all interested in 144MHz f.m. SSTV, will get it off the ground and beat our QRM problems once and for all. Who knows? I have tried, but it is difficult to work nobody, or someone who is 50+ miles away who you can work, until the problem starts that is!

"My SSTV system is a Spectrum 48K (SAGA 1 Keyboard) with Opus Disk Drive as picture/program store. Pictures are digitised from a Romantic Robot Videoface using a Canon video camera and recorder.

By the way, here's a useful snippet of information that I recently received from Pam. If you are using the G1FTU program, you can get fairly good results when listening to what is known as 'Martin's New Mode' (72 second high definition) by going into 48 second 'Quasi'. The pictures I have seen, are quite acceptable

considering the differences between the two modes."

## 430MHz Lives - Continued

I have another letter from North Wales, this time from **John Cronk GW3MEO**. John has been 'at it' for quite a while now, in fact since the days when r.f. receive amplification was virtually unknown on 430MHz and most people used diode mixers. Anyway, since moving to Prestatyn, he has re-activated his 430MHz gear and has hooked up with a local station, GW4VHP. John loaned him a receiver and antenna, and proved the gear was still functioning. Now it's down to generating a bit more activity and possibly tracking down GW3JGA on the air! John is also experimenting with 1296MHz equipment 'but on my lonesome'. It's a pity, he says that the repeaters are out of range.

Another who has set up afresh on 430MHz, is **Andy G8SUY** in Faversham. At the moment he has only 250mW at his disposal. He intends to bring this up to the 20 watt level soon, with the aid of a linear 'blue brick' module. Already with the QRP set-up he has managed to work Chris G4AYT at nearby Whitstable, achieving a P3 report. Faversham is quite well placed to work Essex, East Anglia and parts of the Midlands, and Andy looks forward to repeating the contacts he used to make in the 'good old days'.

## News from YTV-Land

Clive G8EQZ has been busy trying to improve the receive side of GB3ET, the Emley Moor repeater, and his experiments show it is possible to improve reception considerably. His inspiration was an article in 'Der TV Amateur', the German ATV magazine, the idea being to use a 'gainy' preamplifier ahead of a satellite TV receiver. Several people are using these receivers because they already tune the 1296MHz ATV band without modification, but they may not be getting the best results.

Clive found that most receivers perform best when driven really hard, at the same level as they would if connected to a satellite LNB (up to 5mV of signal).

Accordingly he robbed the post-mixer amplifier from a Grundig LNB and fitted it inside one of the little circuit boxes you can buy with a BNC connector at each end. This device, which is arranged to be line powered, now gives 30dB gain and performs a treat in conjunction with a Bradford-made 'Pace' receiver. So old satellite systems do have their uses and it might be worth asking your local installers if they have any dead equipment!

Apart from that, Clive is continuing work on GB3KT, the projected Kingston-upon-Hull TV repeater. Already constructed are a 200mW test transmitter and a caption generator with a sequencing message display. Other local news: G4YTV is now QRV on 430MHz at low power and is using an lcom power module to build a 20W PA. In Bridlington, G3PWN has built a 430MHz up-converter and has already received pictures on it. He is now constructing a transmitter for the band.

In the same town G3ZTR is assisting Clive in the construction of a water-cooled twin 2C39 tube power amplifier for 1.3GHz contest use, so watch their results once they start using this! In fact they're not doing too badly already, having found a secret mountain-top with excellent take-off. Clive also notes that activity from his QTH is a little restricted at the moment after the January gales ripped the teeth out his rotator's gearing, even though his tower was fully down. He has also acquired an Amiga computer for video work.

## Sign-off

Well, it's interesting to know that SSTV is still practised in some parts of the world. And once more that's all for this time. Please let me have all your reports in good time for the next article and send them to address above. Thanks.

For the latest news of special event stations, rallies, what's on the bands - ring Wireless-Line on 0898 654632. Calls charged at 38p peak, 25p off peak.  
If you have news for inclusion on Wireless-Line ring (0202) 678558 in the evenings and leave a message on the answering machine

## INDEX TO ADVERTISERS

AH Supplies .....	32
AKD .....	70
ARE Communications .....	8, 9, 28
Arrow .....	14
Birkett, J .....	22
Bredhurst Electronics .....	7
CPL .....	22
Castle Electronics .....	46
Cirkit .....	28, 69
Colomor .....	22
Datong .....	75
Dewsbury .....	64, 65
Dressler Communications .....	41
ERA .....	75

Elliott Electronics .....	22
Garex .....	32, 35
Henry's Audio .....	78
Hoka Electronics .....	69
Howes, CM Communications .....	55
ICS Electronics .....	46
ICS Intertext .....	46
lcom (UK) .....	2, 3, 26, Cover iii
Kent, R A .....	69
Lake Electronics .....	69
Langrex Supplies .....	70
Lee Electronics .....	39
Maplin Electronics .....	60, Cover iv
Marlec Engineering .....	46
Merlin Systems .....	45
Nevada Communications .....	25

RSGB .....	78
RST Valve .....	70
Radio Shack .....	84
Randam Electronics .....	70
RAS Nottingham .....	22
Raycom .....	12, 13
SEM .....	22
SRW Communications .....	70
SSC .....	70
South Midlands Communications .....	Cover ii, 4, 5, 6, 59
Spectrum Communications .....	78
Stephens James .....	45
Technical Software .....	32
Tennamast .....	22
Vintage Wireless Co. ....	30
Ward Reg & Co .....	49
Waters & Stanton .....	10, 11

# 'RAD COMM' comes FREE!

'Radio Communication' is internationally recognised as one of the world's leading journals for the radio amateur and short-wave listener. Published monthly by the Radio Society of Great Britain, it is circulated exclusively to members of the Society and carries wide ranging and authoritative articles, technical reviews and data essential to those seeking to keep themselves briefed on the most up to date developments in the hobby. Regular columns cater for HF, VHF/UHF, microwave, satellite, data transmission and ATV enthusiasts. Regular constructional articles are supported by a PCB service.



## JOIN THE RSGB TODAY

Membership services include a QSL Bureau, advice on planning permission for aerials plus technical and EMC problems, specialised contests and much, much more!

**FOR YOUR FREE 'RAD COMM'**  
and a membership pack, post the coupon today, or  
**CALL 0707 59015**



**PLEASE SEND YOUR PACK**

NAME.....

CALL SIGN.....

ADDRESS.....

PW

To **RADIO SOCIETY OF GREAT BRITAIN**  
Lambda House, Cranborne Road,  
Potters Bar, Herts, EN6 3JE.



## KITS OR READY BUILT

### TRANSVERTERS

From HF transceiver to 2, 4, or 6 metres. 25mW to 500mW drive on 10 metres gives > 500mW output, with all spurs > 45dB down. Low noise receive side with > 15dB gain, no need for a preamp. For low output transceivers use additional buffer board TB28E. Types TRC2-10, TRC4-10, TRC6-10. PCB KIT £49, PCB BUILT £74, BOXED KIT £64, READY BUILT £99. Add £6 to TRC2-10 for rep shift. From a 2 metre rig to give 4, or 6 metres. Board specification as above plus an interface board to handle 500mW to 5W drive and to control TX/RX switching. Type TRC6-21. PCB KIT £57, PCB BUILT £84, BOXED KIT £72, READY BUILT £114. TRC4-21 Built only.

### LINEAR AMPLIFIERS

To match the transverters above. 25W output, RF or PTT switched. Low distortion on CW/SSB/FM. Suit similar output transverters. Types TA2S2, TA4S2, TA6S2. PCB KIT £46.50, PCB BUILT £57.75, BOXED KIT £58.50, READY BUILT £72.75.

To match FT290, FT690, or similar output rigs. 25W output, RF & DC switched. Low distortion on CW/SSB/FM. Types TA2S1, TA6S1. PCB KIT £37.50, PCB BUILT £46.50, BOXED KIT £42.50, READY BUILT £55.

### RECEIVE PREAMPS

For 2, 4, 6, or 10 metres. RF switched with fast attack and slow decay, ideal for SSB. 100W power handling. Gain panel adjustable 0-20dB. NF 1dB on 2, 4 & 6M, 3.5dB on 10M. 13.5V operation. Excellent value for money. Types RP2S, RP4S, RP6S, RP10S. PCB KIT £14.75, PCB BUILT £22.75, BOXED KIT £25.00, READY BUILT £35.50. Also in masthead version, phone for details.

### SPEECH PROCESSOR

For SSB transceivers, increases average mean power by 10 times. Modelled on the frequency response of the popular Shure 444 mic, it enhances voice products which carry most intelligibility. It sounds nice too. Type SP444E. BOXED KIT £20, READY BUILT £35.

Send SAE for Shortlist of other kits, or £1 for Full Catalogue.  
Kits include pots and heatsinks. VAT & P&P inclusive prices.  
Shop times: 9-1 2-5 Tue-Fri, 9-1 2-4 Sat. Closed Sun & Mon.

## SPECTRUM COMMUNICATIONS

Unit B6 Marabout Industrial Estate,  
Dorchester, Dorset. Tel 0305 262250



# HENRY'S

45th

ANNIVERSARY

**ELECTRONICS DISTRIBUTORS FOR TRADE/  
INDUSTRY EXPORT AND HOBBYISTS**

**BIG DISCOUNTS  
FOR EDUCATION  
AND QUANTITY**

- Tools/Service Aids
- Test Instruments (UK's largest in-stock Range)
- Public Address/Disco
- Security/CCTV/Doorphones
- TV, Video Distribution
- Components Chassis Speakers, Audio, TV, Computer Accessories

### SPECIAL OFFERS

Dmm was (£18.95) **£13.95**  
(30 models stocked)  
1 kw outdoor PIR Lights controller was (£32.95) **£19.95**  
VHF/UHF TV/FM Amplifier was (£11.95) **£9.95**  
Analogue MM 27 Ranges CAP/Hfe/Temp/10A AC/DC etc. was (£39.95) **£29.95**  
ALL PRICES INCLUDE VAT

### FREE CAR PARKING

Two Car Parks (Bell and Church Streets). Present your ticket when purchasing and get one hour as discount.

OPEN 6 DAYS A WEEK FOR CALLERS AND TELEPHONED ORDERS



### CATALOGUE IN COLOUR

- Instruments
  - Security
  - Supplements
  - Components
- Ask Henry's first  
£1 for callers, large SAE £2 stamp UK by post. Free to Education with Trade Price List

## HENRY'S AUDIO ELECTRONICS

404 Edgware Road, London W2 1ED  
Instruments/Audio 01-724 3564  
Security/Communications/CCTV 01-724 0323  
Components 01-723 1008 Fax: 01-724 0322  
Trade/Education/Export 01-258 1831

(Please note - from 6 May 1990 the 01 Code changes to 071)





0202  
665524

**HOW TO ORDER**

**POST AND PACKING:** add 75p for one book, £1 for two or more books, orders over £25 post and packing free, (overseas readers add £1.50 for one book, £2.50 for two or more for surface mail postage) and send a postal order, cheque or international money with your order (quoting book titles and quantities) to PW Publishing Limited, FREEPOST, Enelco House, The Quay, Poole, Dorset BH15 1PP. Please make your cheques payable to Practical Wireless, payment by Access, Mastercard, Eurocard or Visa also accepted on telephone orders to Poole (0202) 665524. Books are normally despatched by return of post but please allow 28 days for delivery. Prices correct at time of going to press. Please note: all payments must be made in Sterling.



0202  
665524

\* A recent addition to our Book Service. O/P = Out of print, O/S = Out of stock.

**RADIO**

**AIR & METEO CODE MANUAL**

10th Edition

Joerg Kilgenfuss

Detailed descriptions of the World Meteorological Organisation Global Telecommunication System operating FAX and RTTY meteo stations, and its message format with decoding examples. Also detailed description of the Aeronautical Fixed Telecommunication Network amongst others. 289 pages £14.00

**BETTER RADIO/TV RECEPTION**

A. Mallowalla, A. T. Cusken and B. D. Clark

An Australian book giving guidance and advice to listeners seeking reliable reception of distant radio stations, and to DX listening hobbyists. 134 pages. £9.95

**BETTER SHORTWAVE RECEPTION (USA)**

W. S. Orr W6SAI and S. D. Cowan W2LX

Receivers, antennas, propagation, DX listening techniques for the short waves and v.h.f. 158 pages. £8.50

**PASSPORT TO WORLD BAND RADIO 1990**

This book gives you the information to explore and enjoy the world of broadcast band listening. It includes features on different international radio stations, receiver reviews and advice as well as the hours and languages of broadcast stations by frequency. 398 pages. £12.95

**SCANNERS (Third Edition)**

Peter Rouse GU1DKD

A guide for users of scanning receivers, covering hardware, antennas, accessories, frequency allocations and operating procedures. 245 pages. £7.95

**SCANNERS 2**

Peter Rouse GU1DKD

The companion to Scanners, this provides even more information on the use of the v.h.f. and u.h.f. communications band and gives constructional details for accessories to improve the performance of scanning equipment. 216 pages. £9.95

**SHORT WAVE RADIO LISTENERS' HANDBOOK**

Arthur Miller

In easy-to-read and non-technical language, the author guides the reader through the mysteries of amateur, broadcast and CB transmissions. 207 pages. O/P

**RADIOTELETYPE CODE MANUAL**

10th Edition

Joerg Kilgenfuss

This book gives detailed descriptions of the characteristics of telegraph transmission on short waves, with all commercial modulation types including voice frequency telegraphy and comprehensive information on all RTTY systems and c.w. alphabets. 96 pages. £8.00

**THE SATELLITE EXPERIMENTER'S HANDBOOK (USA)**

A guide to understanding and using amateur radio, weather and TV broadcast satellites. 207 pages. £7.50

**1934 OFFICIAL SHORT WAVE RADIO MANUAL**

Edited by Hugo Gernsback

A fascinating reprint from a bygone age with a directory of all 1934 s.w. receivers, servicing information, constructional projects, circuits and ideas on building vintage sets with modern parts. 280 pages. £9.95

**HIGH POWER WIRELESS EQUIPMENT**

Articles from Practical Electricity 1910-11

Edited by Henry Walter Young

A reprint of interesting practical articles from the early days of radio. 59 pages. £6.85

**BEGINNERS**

**AN INTRODUCTION TO RADIO DXING (BP91)**

R. A. Penfold

How to find a particular station, country or type of broadcast

and to receive it as clearly as possible. 112 pages. £1.95

**BEGINNER'S GUIDE TO RADIO**

9th Edition

Gordon J. King

Radio signals, transmitters, receivers, antennas, components, valves and semiconductors, CB and amateur radio are all dealt with here. 288 pages. £7.95

**ELECTRONICS SIMPLIFIED - CRYSTAL SET CONSTRUCTION (BP92)**

F. A. Wilson

Especially written for those who wish to take part in basic radio building. All the sets in the book are old designs updated with modern components. 72 pages. £1.75

**QUESTIONS & ANSWERS RADIO**

Eugene Trundle

Basics of electrical theory, radio and semiconductors, receivers, amateur and CB radio, and test equipment. 110 pages. O/P

**THE SIMPLE ELECTRONICS CIRCUIT AND COMPONENTS Book One (BP62)**

The aim of this book is to provide an in-expensive but comprehensive introduction to modern electronics. 209 pages. £3.50

**TELEVISION**

**AN INTRODUCTION TO SATELLITE TELEVISION (BP198)**

F. A. Wilson

Answers all kinds of questions about satellite television. For the beginner thinking about hiring or purchasing a satellite TV system there are details to help you along. For the engineer there are technical details including calculations, formulae and tables. 104 pages. £6.95

**A TV-DXERS HANDBOOK (BP176)**

R. Bunney

Information on transmission standards, propagation, receivers including multi-standard, colour, satellites, antennas, photography, station identification, interference etc. Revised and updated 1986. 87 pages. £5.95

**GUIDE TO WORLD-WIDE TELEVISION TEST CARDS Edition 3**

Keith Hamer & Garry Smith

Completely revised and expanded, this is a handy reference book for the DXTV enthusiast. Over 200 photographs of Test Cards, logos, etc., world wide. 60 pages. £4.95

**SATELLITE TELEVISION INSTALLATION GUIDE**

2nd Edition

John Breeds

A practical guide to satellite television. Detailed guidelines on installing and aligning dishes based on practical experience. 56 pages. £11.95

**THEORY**

**COMMUNICATION (BP89)**

Elements of Electronics Book 5

F. A. Wilson

Fundamentals of line, microwave, submarine, satellite, digital multiplex, radio and telegraphy systems are covered, without the more complicated theory or mathematics. 256 pages. £2.95

**FILTER HANDBOOK A practical design guide**

by Stefan Niewiadomski

A practical book, describing the design process as applied to filters of all types. Includes practical examples and BASIC programs. 195 pages. £25.00

**FROM ATOMS TO AMPERES**

F.A. Wilson

Explains in simple terms the absolute fundamentals behind electricity and electronics. 244 pages. £3.50

**LEVEL II RADIO & ELECTRONICS THEORY**

Ian Ridpath ZL1BCG

A sequel to Amateur Radio & Electronics Study Course, covers advanced theory to a level for most technician courses. The handwritten format aims to make the student feel these are his own notes. 169 pages. £6.70

**PRACTICAL ELECTRONICS CALCULATIONS AND FORMULAE (BP53)**

F. A. Wilson

This has been written as a workshop manual for the electronics enthusiast. There is a strong practical bias and higher mathematics have been avoided where possible. 249 pages. £3.95

**SOLID STATE DESIGN FOR THE RADIO AMATEUR**

Wes Hayward W7ZOI and Doug DeMaw W1FB

Back in print by popular demand! A revised and corrected edition of this useful reference book covering all aspects of solid-state design. 258 pages £10.95

**The ARRL ELECTRONICS DATA BOOK**

Doug DeMaw W1FB

Back by popular demand, completely revised and expanded, this is a handy reference book for the r.f. designer, technician, amateur and experimenter. 260 pages. £8.95

**LISTENING GUIDES**

**AIR BAND RADIO HANDBOOK. (Third Edition)**

David J. Smith

Listen to conversations between aircraft and ground control. The author, an air traffic controller, explains more about this listening hobby. 174 pages. £6.99

**AIR TRAFFIC CONTROL**

David Adair

A guide to air traffic control with maps, drawings and photographs explaining how aircraft are guided through crowded airspace. 176 pages. O/P

**DIAL SEARCH**

George Wilcox

The listener's check list and guide to European broadcasting. Covers m.w., l.w., v.h.f. and s.w., including two special maps. 46 pages. £3.95

**FLIGHT ROUTINGS 1989**

T.T. Williams

Identifies the flights of airlines, schedule, charter, cargo and mail, to and from the UK and Eire and overflights between Europe and America. 104 pages. O/P

**GUIDE TO BROADCASTING STATIONS**

20th Edition 1989/90

Phillip Darrington

Frequency and station data, receivers, antennas, Latin American DXing, reporting, computers in radio, etc. 240 pages. £9.95

**GUIDE TO FACSIMILE STATIONS 9th Edition**

Joerg Kilgenfuss

This manual is the basic reference book for everyone interested in FAX. Frequency, call sign, name of the station, ITU country/geographical symbol, technical parameters of the emission are all listed. All frequencies have been measured to the nearest 100Hz. 318 pages £12.00

**GUIDE TO FORMER UTILITY TRANSMISSIONS**

3rd Edition

Joerg Kilgenfuss

Built on continuous monitoring of the radio spectrum from the sixties until the recent past. A useful summary of former activities of utility stations providing information in the classification and identification of radio signals. 126 pages. £8.00

## GUIDE TO UTILITY STATIONS

8th Edition

Joerg Klingenfuss

This book covers the complete short wave range from 3 to 30MHz plus the adjacent frequency bands from 0 to 150kHz and from 1.6 to 3MHz. It includes details on all types of utility stations including FAX and RTTY. There are 15802 entries in the frequency list and 3123 in the alphabetical callsign list plus press services and meteorological stations. 502 pages. £19.00

## HF OCEANIC AIRBAND COMMUNICATIONS

3rd Edition

Bill Laver

Aircraft channels by frequency and band, main ground radio stations, European R/T networks, North Atlantic control frequencies. 29 pages. £3.50

## INTERNATIONAL RADIO STATIONS GUIDE (BP255)

Revised and updated in 1988, this book shows the site, country, frequency/wavelength and power of stations in Europe, the Near East and N. Africa, North and Latin America and the Caribbean, plus short wave stations worldwide. 128 pages. £4.95

## MARINE UK RADIO FREQUENCY GUIDE

Bill Laver

A complete guide to the UK a.w. and v.h.f. marine radio networks. Useful information, frequency listings and the World Marine Coastal Phone Stations. 62 pages. £4.95

## NEWNES SHORT WAVE LISTENING HAND BOOK

Joe Pritchard G1UQW

A technical guide for all short wave listeners. Covers construction and use of sets for the a.w.l. who wants to explore the bands up to 30MHz. 288 pages. £12.95

## THE COMPLETE VHF/UHF FREQUENCY GUIDE

Updated 1988

This book gives details of frequencies from 26-2250MHz with no gaps and who uses what. Recently updated, there are chapters on equipment requirements as well as antennas, etc. 88 pages. £5.95

## THE INTERNATIONAL VHF FM GUIDE

7th Edition

Julian Baldwin G3UHK and Kris Partridge G8AUU  
The latest edition of this useful book gives concise details of repeaters and beacons worldwide plus coverage maps and further information on UK repeaters. 70 pages. £2.85

## THE POCKET GUIDE TO RTTY AND FAX STATIONS

Bill Laver

A handy reference book listing RTTY and FAX stations, together with modes and other essential information. The listing is in ascending frequency order, from 1.6 to 27.1MHz. 46 pages. £2.95

## SHORT WAVE LISTENERS CONFIDENTIAL FREQUENCY LIST

Bill Laver

Covering the services and transmission modes that can be heard on the bands between 1.635 and 29.7MHz. £7.95

## VHF/UHF AIRBAND FREQUENCY GUIDE (Updated)

A complete guide to the airband frequencies including how to receive the signals, the frequencies and services, VOLMET and much more about the interesting subject of airband radio. 74 pages. £5.95

## WORLD RADIO TV HANDBOOK 1990

Country-by-country listings of long, medium and short wave broadcast and TV stations. Receiver test reports. English language broadcasts. The s.w.l.'s "bible". 576 pages. £18.99

## INTERFERENCE

### INTERFERENCE HANDBOOK (USA)

William R. Nelson WA6FQG

How to locate and cure r.f.i. for radio amateurs, CBers and TV and stereo owners. 253 pages. £6.75

### RADIO FREQUENCY INTERFERENCE (USA)

What causes r.f.i.? Are all r.f.i. problems difficult, expensive and time-consuming to cure? These questions and many more are answered in this book. 84 pages. £4.30

## AMATEUR RADIO

### AMATEUR RADIO CALL BOOK (RSGB)

1990 Edition

Now incorporates a 48-page section of useful information for amateur radio enthusiasts. 310 pages. £7.00

### AMATEUR RADIO OPERATING MANUAL (RSGB)

A mine of information on just about every aspect of amateur operating. International callsign series holders, prefix lists, DXCC countries list, etc. 204 pages. £8.15

### AMATEUR RADIO SATELLITES the first 25 years

Arthur C. Gee G2UK

This souvenir publication mainly a pictorial account of the pattern of developments which have occurred over the last 25 years. 34 pages. £2.25

### AN INTRODUCTION TO AMATEUR RADIO (BP257)

I.D.POOLE

This book gives the newcomer a comprehensive and easy to understand guide through amateur radio. Topics include operating procedures, jargon, propagation and setting up a station. 150 pages. £3.50

## HINTS AND KINKS FOR THE RADIO AMATEUR

Edited by Charles L. Hutchinson and David Newkirk

A collection of practical ideas gleaned from the pages of QST magazine. 152 pages. £4.95

## HOW TO PASS THE RADIO AMATEURS' EXAMINATION (RSGB)

Clive Smith G4FZH and George Benbow G3HB

The background to multiple choice exams and how to study for them with sample RAE papers for practice plus maths revision. 88 pages. £5.65

## PASSPORT TO AMATEUR RADIO

Reprinted from PW 1981-1982

The famous series by GW3JGA, used by thousands of successful RAE candidates in their studies. Plus other useful articles for RAE students. 96 pages. £1.50

## PRACTICAL IDEAS FOR RADIO AMATEURS

Ian Poole G3YWX

Offers a wealth of hints, tips and general practical advice for all transmitting amateurs and short wave listeners. 128 pages. £5.95

## QUESTIONS & ANSWERS AMATEUR RADIO

F. C. Judd G2BCX

What is amateur radio? The Radio Amateurs' Exam and Licence. Technology, equipment, antennas, operating procedures and codes. 122 pages. O/P

## RADIO AMATEUR'S GUIDE TO RADIO WAVE PROPAGATION

(HF Bands)

F. C. Judd G2BCX

The how and why of the mechanism and variations of propagation in the h.f. bands. 144 pages. £8.95

## THE 1990 ARRL HANDBOOK FOR THE RADIO AMATEUR

This is the 66th edition of this very useful hardback reference book. Updated throughout it has several new sections covering oscilloscopes, spectrum analysers, digital frequency synthesis, phase-noise measurement and new constructional projects. 1200 pages. £15.95

## \*THE ARRL OPERATING MANUAL

Another very useful book from the ARRL. Although written for the American radio amateur, this book will also be of use and interest to the UK amateur. 684 pages. £12.95

## THE ARRL SATELLITE ANTHOLOGY

The best from the Amateur Satellite News column and articles out of 31 issues of QST have been gathered together in this book. The latest information on OSCARs 9 through 13 as well as the RS satellites is included. Operation on Phase 3 satellites (OSCAR 10 and 13) is covered in detail. 97 pages. £4.95

## THE COMPLETE DX'ER

Bob Locher W9KNI

Now back in print, this book covers equipment and operating techniques for the DX chaser, from beginner to advanced. 187 pages. £7.95

## THE RAE MANUAL (RSGB)

G.L. Benbow G3HB

The latest edition of the standard aid to studying for the Radio Amateurs' Examination. Updated to cover the latest revisions to the syllabus. 132 pages. £5.65

## THE RADIO AMATEUR'S DX GUIDE (USA)

15th Edition

The guide contains information not easily obtained elsewhere and is intended as an aid and quick reference for all radio amateurs interested in DX. 38 pages. £2.95

## THE RADIO AMATEUR'S QUESTIONS & ANSWER REFERENCE MANUAL

4th Edition

R. E. G. Petri G8CCJ

This book has been compiled especially for students of the City and Guilds of London Institute RAE. It is structured with carefully selected multiple choice questions, to progress with any recognised course of instruction, although it is not intended as a text book. 258 pages. £7.95

## VHF HANDBOOK FOR RADIO AMATEURS (USA)

H. S. Brier W9EGG & W. I. Orr W6SAI

VHF/UHF propagation, including moonbounce and satellites, equipment and antennas. 335 pages. £7.95.

## VHF/UHF MANUAL (RSGB)

G. R. Jessop G6JP

Theory and practice of amateur radio reception and transmission, between 30MHz and 24GHz. 520 pages. £8.94

## MAPS

### AIRU LOCATOR MAP OF EUROPE

DARC

This multi-coloured, plastics laminated, map of Europe shows the AIRU ("Maidenhead") Locator System. Indispensable for the v.h.f. and u.h.f. DXer. 692 x 872mm. £2.25

### RADIO AMATEUR'S MAP OF NORTH AMERICA (USA)

Shows radio amateur prefix boundaries, continental boundaries and zone boundaries. 760 x 636mm. £2.50

### RADIO AMATEUR'S PREFIX MAP OF THE WORLD (USA)

Showing prefixes and countries, plus listings by order of country and of prefix. 1014 x 711mm. £2.95

### RADIO AMATEUR'S WORLD ATLAS (USA)

Seventeen pages of maps, including the world-polar projection. Also includes the table of allocation of international callsign series. £3.50

## DATA REFERENCE

### DIGITAL IC EQUIVALENTS AND PIN CONNECTIONS (BP140)

A. Michaels

Equivalents and pin connections of a popular selection of European, American and Japanese digital i.c.s. 256 pages. £5.95.

### INTERNATIONAL DIODE EQUIVALENTS GUIDE (BP108)

A. Michaels

Possible substitutes for a large selection of many different types of semiconductor diodes. 144 pages. £2.25.

### INTERNATIONAL TRANSISTOR EQUIVALENTS GUIDE (BP85)

A. Michaels

Possible substitutes for a popular selection of European, American and Japanese transistors. 320 pages. £3.50

### LINEAR IC EQUIVALENTS AND PIN CONNECTIONS (BP141)

A. Michaels

Equivalents and pin connections of a popular selection of European, American and Japanese linear i.c.s. 320 pages. O/P

### NEWNES AUDIO & HI-FI ENGINEER'S POCKET BOOK

Vivian Capel

This is a concise collection of practical and relevant data for anyone working on sound systems. The topics covered include microphones, gramophones, CDs to name a few. 190 pages. Hardback £9.95

### NEWNES COMPUTER ENGINEER'S POCKET BOOK

This is an invaluable compendium of facts, figures, circuits and data and is indispensable to the designer, student, service engineer and all those interested in computer and microprocessor systems. 203 pages. Hardback £9.95

### NEWNES ELECTRONICS POCKET BOOK

5th Edition

Presenting all aspects of electronics in a readable and largely non-mathematical form for both the enthusiast and the professional engineer. 315 pages. Hardback £9.95

### NEWNES RADIO AMATEUR AND LISTENER'S POCKET BOOK

Steve Money G3FZX

This book is a collection of useful and intriguing data for the traditional and modern radio amateur as well as the short wave listener. Topics such as AMTOR, packet radio, SSTV, computer communications, airband and maritime communications are all covered. 160 pages. Hardback £9.95

### NEWNES RADIO AND ELECTRONICS ENGINEER'S POCKET BOOK

18th Edition

Keith Brindley

Useful data covering math, abbreviations, codes, symbols, frequency bands/allocations, UK broadcasting stations, semi-conductors, components, etc. 325 pages. Hardback £9.95

### NEWNES TELEVISION AND VIDEO ENGINEER'S POCKET BOOK

Eugene Trundle

This is a valuable reference source for practitioners in "entertainment" electronic equipment. It covers TV reception from v.h.f. to s.h.f. display tubes, colour camera technology, video recorder and video disc equipment, video text and hi-fi sound. 323 pages. Hardback O/P

### POWER SELECTOR GUIDE (BP235)

J. C. J. Van de Ven

This guide has the information on all kinds of power devices in useful categories (other than the usual alpha numeric sort) such as voltage and power properties making selection of replacements easier. 160 pages. £4.95

## RSGB RADIO DATA REFERENCE BOOK

G. R. Jessop G6JP

The 5th Edition of an essential book for the radio amateur's or experimenter's workbench.

244 pages. Hardback O/P

## SEMICONDUCTOR DATA BOOK

A.M.Ball

Characteristics of some 10000 transistors, f.e.t.s, u.j.t.s, diodes, rectifiers, triacs and s.c.r.s. 175 pages. O/P

## TRANSISTOR SELECTOR GUIDE (BP234)

J. C. J. Van de Ven

This guide has the information on all kinds of transistors in useful categories (other than the usual alpha numeric sort) such as voltage and power properties making selection of replacements easier. 192 pages. £4.95

## FAULT FINDING

ARE THE VOLTAGES CORRECT?

Reprinted from PW 1982-1983

How to use a multimeter to fault-find on electronic and radio equipment, from simple resistive dividers through circuits using diodes, transistors, i.c.s and valves.

44 pages. £1.50

## GETTING THE MOST FROM YOUR MULTIMETER (BP239)

R. A. Penfold

This book is primarily aimed at beginners. It covers both analogue and digital multimeters and their respective limitations. All kinds of testing is explained too. No previous knowledge is required or assumed.

102 pages. £2.95

## MORE ADVANCED USES OF THE MULTIMETER BP265

R.A. Penfold

This book is primarily intended as a follow-up to BP239, Getting the most from your Multimeter. By using the techniques described in this book you can test and analyse the performance of a range of components with just a multimeter (plus a very few inexpensive components in some cases). The simple add-ons described extend the capabilities of a multimeter to make it even more useful.

85 pages £2.95

## OSCILLOSCOPES, HOW TO USE THEM, HOW THEY WORK

Ian Hickman

This book describes oscilloscopes ranging from basic to advanced models and the accessories to go with them. 133 pages. O/P

## PRACTICAL HANDBOOK OF VALVE RADIO REPAIR

Chas E. Miller

The definite work on repairing and restoring valved broadcast receivers dating from the 1930s to the 80s. Appendices giving intermediate frequencies, valve characteristic data and base connections.

230 pages. Hardback £20.00

## SERVICING RADIO, HI-FI AND TV EQUIPMENT

Gordon J. King

A very practical book looking at semiconductor characteristics, d.c. and signal tests, fault-finding techniques for audio, video, r.f. and oscillator stages and their application to transistor radios and hi-fi.

205 pages. O/P

## TRANSISTOR RADIO FAULT FINDING CHART (BP70)

C. E. Miller

Used properly, should enable most common faults to be traced reasonably quickly. Selecting the appropriate fault description at the head of the chart, the reader is led through a sequence of suggested checks until the fault is cleared. 635 x 455mm (approx) £0.95

## CONSTRUCTION

### HOW TO DESIGN AND MAKE YOUR OWN P.C.B.s (BP121)

R. A. Penfold

Designing or copying printed circuit board designs from magazines, including photographic methods.

80 pages. £2.50

### INTRODUCING QRP

Collected articles from PW 1983-1985

An introduction to low-power transmission, including constructional details of designs by Rev. George Dobbs G3RJV for transmitters and transceivers from Top Band to 14MHz, and test equipment by Tony Smith G4FAL.

64 pages. £1.50

### MORE ADVANCED POWER SUPPLY PROJECTS (BP192)

R. A. Penfold

The practical and theoretical aspects of the circuits are covered in some detail. Topics include switched mode power supplies, precision regulators, dual tracking regulators and computer controlled power supplies, etc.

92 pages. £2.95

### POWER SUPPLY PROJECTS (BP76)

R. A. Penfold

This book gives a number of power supply designs including simple unregulated types, fixed voltage regulated types and variable voltage stabilised designs. 91 pages. £2.50

## PRACTICAL POWER SUPPLIES

Collected articles from PW 1978-1985

Characteristics of batteries, transformers, rectifiers, fuses and heatsinks, plus designs for a variety of mainsdriven power supplies, including the PW "Marchwood" giving a fully stabilised and protected 12V 30A d.c.

48 pages. £1.25

## QRP NOTEBOOK

Doug DeMaw W1FB

This book deals with the building and operating of a successful QRP station. Lots of advice is given by the author who has spent years as an ardent QRP'er. All the text is easy-to-read and the drawings large and clear.

77 pages. £4.95

## TEST EQUIPMENT CONSTRUCTION

R.A.Penfold

Describes, in detail, how to construct some simple and inexpensive, but extremely useful, pieces of test equipment.

104 pages. £2.95

## 50 (FET) FIELD EFFECT TRANSISTOR PROJECTS

F.G.Rayer

50 circuits for the s.w.l., radio amateur, experimenter or audio enthusiast using f.e.t.s. 104 pages. £2.95

## ANTENNAS (AERIALS)

AERIAL PROJECTS (BP105)

Practical designs including active, loop and ferrite antennas plus accessory units. 96 pages. £2.50

### ALL ABOUT CUBICAL QUAD ANTENNAS (USA)

W. I. Orr W6SAI & S. D. Cowan W2LX

Theory, design, construction, adjustment and operation of quads. Quads vs. Yagis. Gain figures.

109 pages. £5.50

### ALL ABOUT VERTICAL ANTENNAS (USA)

W. I. Orr W6SAI & S. D. Cowan W2LX

Theory, design, construction, operation, the secrets of making vertical work.

191 pages. £7.50

### AN INTRODUCTION TO ANTENNA THEORY (BP198)

H. C. Wright

This book deals with the basic concepts relevant to receiving and transmitting antennas. Lots of diagrams reduce the amount of mathematics involved.

86 pages. £2.95

### ANTENNA IMPEDANCE MATCHING

Wilfred N. Caron

Proper impedance matching of an antenna to a transmission line is of concern to antenna engineers and to every radio amateur. A properly matched antenna as the termination for a line minimises feed-line losses. Power can be fed to such a line without the need for a matching network at the line input. There is no mystique involved in designing even the most complex multi-element networks for broadband coverage. Logical step-by-step procedure is followed in this book to help the radio amateur with this task.

192 pages £11.95

### BEAM ANTENNA HANDBOOK (USA)

W. I. Orr W6SAI & S. D. Cowan W2LX

Design, construction, adjustment and installation of h.f. beam antennas. 198 pages. O/P

### HF ANTENNAS FOR ALL LOCATIONS (RSGB)

L. A. Moxon G6XN

Taking a new look at how h.f. antennas work, and putting theory into practice. 260 pages. £5.19

### \*NOVICE ANTENNA NOTEBOOK

Doug DeMaw W1FB

Another book from the pen of W1FB, this time offering "new ideas for beginning hams". All the drawings are large and clear and each chapter ends with a glossary of terms. 130 pages £5.95

### OUT OF THIN AIR

Collected Antenna Articles from PW 1977-1980

Including such favourites as the ZL Special and "2BCX 16-element beams for 2m, and the famous "Slim Jim", designed by Fred Judd G2BCX. Also features systems for Top Band, medium wave/long wave loop designs and a v.h.f. direction finding loop. Plus items on propagation, accessories and antenna design. 80 pages. £1.80

### PRACTICAL WIRE ANTENNAS - Effective HF

Designs for the Radio Amateur

John D Heys G3BCQ

Wire antennas offer one of the most cost-effective ways to put out a good signal on the h.f. bands and this practical guide to their construction has something to interest every amateur on a budget. 100 pages. £7.53.

### SIMPLE, LOW-COST WIRE ANTENNAS FOR RADIO AMATEURS (USA)

W. I. Orr W6SAI & S. D. Cowan W2LX

Efficient antennas for Top Band to 2m, including "Invisible" antennas for difficult station locations.

191 pages. £6.75

### THE ARRL ANTENNA BOOK (USA) 15th Edition

A station is only as effective as its antenna system. This book covers propagation, practical constructional details of almost every type of antenna, test equipment and

formulas and programs for beam heading calculations. £12.95

## THE ARRL ANTENNA COMPENDIUM (USA)

Volume One

Fascinating and hitherto unpublished material. Among the topics discussed are quads and loops, log periodic arrays, beam and multi-band antennas, verticals and reduced size antennas. 175 pages. £7.50

## WIRES & WAVES

Collected Antenna Articles from PW 1980-1984

Antenna and propagation theory, including NBS Yagi design data. Practical designs for antennas from medium waves to microwaves, plus accessories such as a.t.u.s, s.w.f. and power meters and a noise bridge. Dealing with TVI. 160 pages. £3.00

## W1FB'S ANTENNA NOTEBOOK

Doug DeMaw W1FB

This book provides lots of designs, in simple and easy to read terms, for simple wire and tubing antennas. All drawings are large and clear making construction much easier. 124 pages. £5.95

### 25 SIMPLE AMATEUR BAND AERIALS (BP125)

E. M. Noll

How to build 25 simple and inexpensive aerials, from a simple dipole through beam and triangle designs to a mini-rhombic. Dimensions for specific spot frequencies including the WARC bands. 80 pages. £1.95

### 25 SIMPLE INDOOR AND WINDOW AERIALS (BP136)

E. M. Noll

Designs for people who live in flats or have no gardens, etc., giving surprisingly good results considering their limited dimensions.

64 pages. £1.75

### 25 SIMPLE SHORT WAVE BROADCAST BAND AERIALS (BP132)

E. M. Noll

Designs for 25 different aerials, from a simple dipole through helical designs to a multi-band umbrella.

80 pages. £1.95

### 25 SIMPLE TROPICAL AND MW BAND AERIALS (BP145)

E. M. Noll

Simple and inexpensive aerials for the broadcast bands from medium wave to 49m. 64 pages. £1.75

## THE RADIO AMATEUR ANTENNA HANDBOOK

William I. Orr W6SAI & Stuart D. Cowan W2LX

Yagi, quad, quagi, l-p, vertical, horizontal and "sloper" antennas are all covered. Also towers, grounds and rotators. 190 pages. £6.75

## COMPUTING

AN INTRODUCTION TO COMPUTER

COMMUNICATIONS (BP177)

R. A. Penfold

Details of various types of modem and their applications, plus how to interconnect computers, modems and the telephone system. Also networking systems and RTTY. 96 pages. £2.95

### AN INTRODUCTION TO COMPUTER PERIPHERALS (BP170)

J. W. Penfold

Covers a wide range of computer peripherals such as monitors, printers, disk drives, cassette recorders, modems, etc., explaining what they are, how to use them and the various types of standards.

80 pages. £2.50

### MICROPROCESSING SYSTEMS AND CIRCUITS (BP77)

Elements of Electronics Book 4

F. A. Wilson

A comprehensive guide to the elements of microprocessing systems, which are becoming ever more involved in radio systems and equipment.

256 pages. O/P

## MORSE

### INTRODUCING MORSE

Collected Articles from PW 1982-1985

Ways of learning the Morse Code, followed by constructional details of a variety of keys including Iambic, Triambic, and an Electronic Bug with a 528-bit memory.

48 pages. £1.25

### THE MORSE CODE FOR RADIO AMATEURS (RSGB)

Margaret Mills G3ACC

A guide to learning to send and receive Morse code signals up to the 12 w.p.m. required for the radio amateur aspiring to a Class A licence having passed the RAE.

19 pages. £2.88

### THE SECRET OF LEARNING MORSE CODE

Mark Francis

Designed to make you proficient in Morse code in the shortest possible time, this book points out many of the pitfalls that beset the student.

87 pages. £4.95

The prepaid rate for classified advertisements is 42 pence per word (minimum 12 words), box number 60p extra. Semi-display setting £13.90 per single column centimetre (minimum 2.5cm). Please add 15% VAT to the total. All cheques, postal orders etc., to be made payable to Practical Wireless. Treasury notes should always be sent by registered post. Advertisements, together with remittance should be sent to the Classified Advertisement Dept., Practical Wireless, Enefco House, The Quay, Poole, Dorset BH15 1PP. Telephone (0202) 676033.

# Classified Ads

Whilst prices of goods shown in advertisements are correct at the time of going to press, readers are advised to check with the advertiser both prices and availability of goods before ordering from non-current issues of the magazine

## Receivers

**B.F.O. KITS**, resolves single-side band on almost any radio, £14.95. Also Steeplestone FM/AIR/MW £9.95. CORRIGAN RADIOWATCH, 7 York Street, Ayr KA8 8AR.

**NINE BAND RECEIVER**, 6 Short Waves + Airband/FM, MW, & LW. Excellent shortwave band-spread and sensitivity. LED tuning indicator uses Sony IC CXA-1191. Compact design. £28.95 inc. carr & ins. DAC Electrical, Dept PW, 20 The Warf, Shardlow, Derbyshire DE7 2GH.

**G3LLL for ICOM & YAESU**, BUT Hols. late May/early June - phone first. CW filters FT101ZD, 902, 707 & 102. £40 P.P. Valves & mod kits FT101 Mk1-E. PX commission sales. HOLDINGS AMATEUR ELECTRONICS, 45 Johnson Street, Blackburn BB2 1EF. Tel: (0254) 59595.

## Valves

**VALVES FOR AUDIO, INDUSTRY**, Receiving & Transmitting. Rare and obsolete types a speciality! Special prices for wholesale quantities. Orders from Govt. Depts., PLCs, overseas etc. welcome. Also CRT, IC, Klystrons, Magnetrons, Transistors, USA valves etc. RETAIL: Minimum order £20: Phone or Fax for immediate quote. Discounts for quantity. Phone (0403)210729 Fax (0403) 40214. Min order £20. Visa and Access accepted. BILLINGTON VALVES, 39 Highlands Rd, Hosham, Sussex RH13 5LS. (callers by appt only). Office hours mon-fri 9am-5.30pm.

## Kits

**PRO-2004/5 Owners search with autostore**. 256 memories, details G31ES QTHR Bristol 500742.

**PRO-2004 - SCANNER 400 CHANNEL UPGRADE**. Full parts/detailed instructions. Easily fitted. Many satisfied customers. £2.50. BECKETT, 3 Pasture Close, Whitmore, Staffs ST5 5DQ.

## Service Sheets

### ACCESS MASTERCARD

### TECHNICAL INFORMATION SERVICES (PW)

### VISA EUROCARD

76 Church St., Larkhall, Lanarkshire ML9 1HE  
 Immediate quotes - Phone 0698 884585 Mon-Fri 9-5, 0698 883334 any other time  
**IMMEDIATE DESPATCH OF ALL Phone Orders by ACCESS, VISA etc. or to Listed Customers**

WORLD'S LARGEST COLLECTION OF SERVICE MANUALS ... from £3.50 to £50 ... Most unobtainable elsewhere  
 Every issued FULL SIZE SERVICE SHEET in stock; CTVs or Combinations £3.50/Singles £2.50 Plus :SAE  
**LSAE for any Quotation, plus huge FREE Catalogue, STREE Review, Pricelists, etc.**  
 For £3 ... Comprehensive Service Manuals & Sheets Catalogues PLUS 1989 Chassis Guide & £4 Vouchers  
 Spectrum Repair & Service Guide £5.00. Video Recorders Service Guide 3rd Ed £20.00  
**Giant Collection of 10 Huge Binders covering all main CTVs to end 1989, (FREE Updating) £265**

### SERVICE MANUALS

Available for most Video Recorders, Colour & Mono Televisions, Cameras, Test Equipment, Amateur Radio, Vintage Valve Wireless, Any Audio, Music Systems, Computers, Kitchen Appliances etc.

Equipment from the 1930s to the present and beyond.  
 Over 100 000 models stocked, originals and photostats.  
 FREE catalogue Repair and Data Guides with all orders.

**MAURITRON TECHNICAL SERVICES (PW),**  
 8 CHERRY TREE ROAD, CHINNOR, OXON, OX9 4QY  
 Tel: (0844) 51694 Fax: (0844) 52554

**TRADER SERVICE SHEETS 1-1474**, 9 missing. Offers. Tel: 041-776-8392.

## Antennas

**TRAPS FOR D.I.Y.** Tribander beams and Anti-T.V.I. Trap-Dipoles. Aerial D.I.Y. Bits, Baluns, Date: 28p SAE. Aerial Guide £1. G2DYM, Uplowman, Devon, EX16 7PH (03986) 215.

**AMPLIFIED MW ANTENNA**. Made to order. For Fact Sheet write to: EVANS 120 Loughton Way Buckhurst Hill, Essex, enclosing SASE.

**CALL MARCIA BROGAN ON (0202) 676033 FOR ALL YOUR ADVERTISING QUERIES**

## Components

### QUARTZ CRYSTALS and FILTERS

Large numbers of standard frequencies in stock for amateur, CB, professional and industrial applications.  
 Stock crystals £5.50 each (inc. VAT and UK post).  
 Any frequency or type made-to-order from £8.50.  
 Phone or SAE for lists.

**GOLLEDGE ELECTRONICS**  
 Merriott, Somerset, TA16 5NS  
 Tel: (0460) 73718

**J. A. B. The new name in Mail Order.** Electronic and R. F. Components, with an evening telephone service. Catalogue 50p (Refunded on first order) from:- JAB 78 Wensleydale Road Greatbarr, Birmingham B42 1PL.

**TOROIDAL CORES, FERRITE BEADS**, send 50p for catalogue to: FERROMAGNETICS PO Box 577 Mold, Chwyd, N. Wales CH7 1AH.

### CASED AUTO TRANSFORMERS

240V to 115V 3 PIN SOCKET

Size	Price	Post
1000W	£41.00	£4.00
500W	£28.00	£3.00
300W	£24.00	£3.00

VAT at 15% to be added.

**TIDMAN, 236 Sandycombe Road, Richmond. Surrey TW9 2EQ.**  
 Phone 01-948 3702.

## ORDER FORM PLEASE WRITE IN BLOCK CAPITALS

Please insert this advertisement in the next available issue of Practical Wireless for.....insertion/s.  
 I enclose Cheque/P.O. for £.....(42p per word, please add 15% VAT to total). Rates and Postal Address at top of page.  
 (Cheques and Postal Orders should be made payable to Practical Wireless).

### CATEGORY HEADING .....

Name .....

Address .....

.....

.....

.....

.....



## For Sale

**QSL CARDS.** Individual and personal designs. In 1/2 3 colours. A new service from K CARDS. Send SAE for details to 289 Church Street, Blackpool FY5 3JH.

**USED SCOPES, SIG. GENS, METERS, P.S.Us.** Many bargains in our walk-round store. COOKE INTERNATIONAL Tel: (0243) 545111.

**LOGIC ANALYSER THURLBY LA168 20MHz.** £230. Tel: (0934) 521412 before 6pm. or swap.

**RCS VARIABLE VOLTAGE D.C. BENCH POWER SUPPLY**  
1 to 24 volts up to half amp. 1 to 20 volts up to 1 amp. 1 to 16 volts up to 1 1/2 amps.  
D.C. Fully stabilised. Twin panel meters or instant voltage and current readings.  
Overload protection.



£42  
Incl VAT + Post £2

Fully variable.  
Operates from 240V A.C.  
Compact Unit: size 9 x 5.5 x 3ins.

**RADIO COMPONENT SPECIALISTS**  
337 Whitehorse Road, Croydon SURREY, U.K.  
Tel: 081-684 1665

LIST. Large S.A.E. Delivery 7 days Callers Welcome Closed Wednesday

**KENWOOD R5000 RECEIVER.** mint condition, complete with manual and in original box. Hardly used. Regret sale but domestic reason demands. £600 O.V.N.O. Tel: (0656) 861041.

## Wanted

**WANTED VALVES ESP.** KT66, KT88, PX4, PX25, Klystrons, Magnetrons, Transistors, I.C.s, Plugs, Sockets. If possible send written list - we reply same day. Cash waiting. BILLINGTON VALVES, 39 Highlands Road, Horsham RH13 5LS. Callers please phone for appointment. Tel: (0403) 210729. Fax: (0403) 40214. Telex: 87271.

**SURPLUS ELECTRONICS COMPONENTS,** test gear, computers amateur, bought for cash, (0425) 274274.

## Recruitment

If  $[1\text{MHz} \leq a \leq \text{light}]$  then  $b \rightarrow 1$

(where a = your skill and b = efficiency of our service)

We are the specialist agency for Engineers working from 1MHz to light! If you are seeking design or test, permanent or contract, home or overseas, then consult the experts in the field. We have hundreds of top positions with companies working on RF mobile comms, opto, space, mm-wave & microwave projects. Please contact our consultant Simon Luttrell MSc today.

**Garibaldi**  
RF & Microwave

160 Bellingdon Road, Chesham,  
Buckinghamshire HP5 2HF

Tel: 0494 773918

## SPECIAL NOTICE TO READERS

Although the proprietors and staff of *PRACTICAL WIRELESS* take reasonable precautions to protect the interests of readers by ensuring as far as practicable that advertisements in *PRACTICAL WIRELESS* are bona fide, the magazine and its Publishers cannot give any undertakings in respect of claims made by advertisers, whether these advertisements are printed as part of the magazine, or are in the form of inserts.

While the Publishers will give whatever assistance they can to readers having complaints, under no circumstances will the magazine accept liability for non-receipt of goods ordered, or for the late delivery, or for faults in manufacture. Legal remedies are available in respect of some of these circumstances, and readers who have complaints should address them to the advertiser or should consult a local Trading Standards Office, or a Citizens Advice Bureau, or their own solicitor.

## Computer Soft/w & Hard/w

### SPECTRUM OWNERS

No more waiting for programs to load, switch on and your program is ready to use!!

We are now able to supply our Spectrum programs on EPROM, together with a suitable EPROM loader board and all hardware housed in one unit. The many advantages are too numerous to mention here. Please contact us for details. An SAE would be appreciated.

NOW available for all versions of the Spectrum.

### J.B.P. ELECTRONICS LTD.

Unit 45, Meadowmill Estate, Dixon Street,  
Kidderminster DY10 1HH  
Tel: (0562) 753893

**COMMODORE COMPUTERS** (+4, C16, 64, 128). "MICROCOM" cw/rtty tx/rx with superb Morse tutor. "TURBO LOG" ultimate high speed station log. "MICROCOM INTERFACE" ready built. S.A.E. to:- Moray Micro Computing, Enzie Slackhead, Buckie, Moray, AB5 2BR. (Tel. 0542 7384).

**IBM/COMPATIBLE SHAREWARE CATALOGUE,** 7000 + files, wordprocessors, spreadsheets, communications, Ham & games. Send £1.50 or 2 disks & return postage. AK SHAREWARE, 54 Sheldrake Road, Christchurch, Dorset BH23 4BP.

### PC SOFTWARE BY G4BMK

RTTY: £15, AMTOR: £30, AMTOR+RTTY: £40,  
SPLIT SCREEN, SCREEN COLOURS  
SELECTABLE, FAST SYNCHRONIZING, SUPERB  
AUTO-PRINT, CLOCK, DISC LOGGING, FILE  
SEND MODE, PRINTING ETC. USE WITH ANY  
T.U. SUCH AS ST5, OR OUR OWN: £68 AM7911  
MODEM CHIP - SPECIAL PRICE - £11.  
DRAGON 32/64 AND CBM 64/128 -  
PLEASE ENQUIRE.

**GROSVENOR SOFTWARE (PW),  
2 BEACON CLOSE, SEAFORD,  
E. SUSSEX BN25 2JZ.  
TEL: (0323) 893378**

## Educational

**COURSE FOR CITY & GUILDS,** Radio Amateurs Examination. Pass this important examination and obtain your licence, with an RRC Home Study Course. For details of this and other courses (GCSE, Career and professional examinations, etc.) write or phone: THE RAPID RESULTS COLLEGE, Dept. JX100, Tuition House, London SW19 4DS. Tel. 081-947 7272 (9am-5pm) or use our 24hr Recordacell Service: 081-946 1102 quoting JX31.

## Veteran & Vintage

**THE VINTAGE WIRELESS BOOK LISTING.** Published regularly containing 100s of out of print, old and collectable wireless and T.V. books, magazines etc. Send two first class stamps for next copy or £1.50 for next 4 issues. **WANTED,** Pre-1960 wireless books, magazines, catalogues, any printed material or ephemera relating to wireless. CHEVET BOOKS, 157 Dickson Road, Blackpool, Lancashire FY1 2EU. Tel: (0253) 751858.

**FOR VALVES, SERVICE DATA, AMPLIFIERS AND RADIOS,** Try The Vintage Wireless Co., first. Send for free information package. 1990 Catalogue available April £4.00. Cosham Street, Mangotsfield, Bristol BS17 3EN. Tel: 0272 565472.

## Miscellaneous

**GZVF LDFP ANTENNAS COMPLETE WITH ATU FOR H.F. HAM RADIO BAND TRANSMISSION** (SWR One to One 40, 15 and 10 and One Point Five to One 80 and 20) AND SWLs AND LONG AND MEDIUM WAVE BANDS FOR BCLs. Loops 21 inches square or triangle. No special skills required. Circuits, Parts Lists with sources of supply assembly/data. HIGH FREQUENCY LDFP 80 to 10 Metres £5. LONG AND MEDIUM WAVE LOOP FOR BCLs £3. LONG WAVE MEDIUM WAVE AND SHORT WAVE LOOP 1500 to 10 Metres FOR THE BBC AND SWL £3. SHORT WAVE ATU FOR LOOP OR LONG WIRE ANTENNA £4. SHORT WAVE ATU BUILT IN PRE AMP FOR LOOP OR LONG WIRE £7. Pre-amp LW, MW and SW Wave £2. MW LOOP with pre amp ATU £3. PRE AMP FOR GZVF HF Loop or ATU £4. SAE details. All projects DIY. Metal Detector £2. Phot oCopy HRO manual £4. F.G. Rylands, 39 Parkside Avenue, Millbrook, Southampton SO1 9AF Tel: (0703) 775064.

**HEATHKIT U.K.** Spares and Service Centre. Cedar Electronics Unit 12, Station Drive, Bredon, Tewkesbury, Glos. Tel: (0684) 73127.

### TEST EQUIPMENT MAINTANANCE

Repair service, spare parts and service manuals now available for all makes of test equipment (oscilloscopes), signal and function generators, analysers, AVOs, power supplies, frequency counters and multimeters etc. Valves and new/second hand test equipment also supplied. Building a project? Contact us with all your component requirements.

**HESSING TECHNOLOGY, 41 BUSHMEAD ROAD,  
EATON SOCON, ST. NEOTS, CAMBS PE19 3BT  
Tel: (0480) 214488 / 216870.**

**SCANNERS**

REALISTIC PRO-2005 BASE MOBILE,  
25-520 & 760-1300MHz 400 memory £325 SAVE £14.95.  
FAIRMATE HP100E HAND HELD,  
25-550 & 830-1300MHz 1000 memory £299.  
Both incl. Free Freq. Guide &  
12V DC lead & P&P.

**ELECTRONIC SERVICES**  
12b High Street, MILDENHALL, Suffolk IP28 7HQ  
Tel: (0638) 713329 Tandy Authorised Dealer

### THE SCIENTIFIC WIRE COMPANY

811 Forest Road, London E17. Tel: 01-531 1588

ENAMELLED COPPER WIRE				
SWG	1lb	8oz	4oz	2oz
8 to 34	3.63	2.09	1.10	0.88
35 to 39	3.82	2.31	1.27	0.93
40 to 43	6.00	3.20	2.25	1.61
44 to 47	8.67	5.80	3.49	2.75
48	15.96	9.58	6.38	3.69
SILVER PLATED COPPER WIRE				
14 to 30	10.10	5.20	2.93	1.97
TINNED COPPER WIRE				
14 to 30	3.97	2.41	1.39	0.94
Fluxcore				
Solder	5.90	3.25	1.82	0.94

Post free, please add VAT @ 15%. Orders under £3.00 add 50p.  
SAE for list of copper and resistance wire.  
Dealer enquiries welcome.

# YOUR LOCAL DEALERS

**SOUTH WALES**

**ELECTRO MART**

Receivers, Scanners, Howes, ERA, CB, Marine radio etc. part exchange welcome.

96 High St, Clydach, Swansea  
Tel: 0792 842135

**ASHTON-U-LYNE MAIL ORDER AND RETAIL**

**PROCOM Electronics**

**ELECTRONIC DISTRIBUTORS**  
Specializing in Electronic Components and Surplus

13 Clarence Arcade, Stamford Street, Ashton-U-Lynde, Lancashire OL6 7PT

Open Mon to Sat  
Tel: 061 343 2782

**LONDON**

**Henry's**

27MHz/934MHz Rigs & accessories in stock.  
Lists - S.A.E. (A4) - 26p  
Full catalogue (TG/P) - large S.A.E. £2.00  
404 Edgware Road, London W2 1ED  
Tel: 01-724 0323  
(Open 6 days a week)

**DERBYSHIRE**

**RILEY'S T.V. SERVICES LTD.**  
SUPPLIERS OF:-  
SCANNERS - C.B. 27-934 MHZ -  
AERIALS - TEST METERS - TOOLS -  
TELEPHONE KITS AND CABLES

125 LANGWITH ROAD  
HILLSTOWN  
CHESTERFIELD S44 9SP  
PHONE 0246 826578  
CLOSED WEDNESDAY

**HERNE BAY**

**ICOM**

**ICOM (UK) LIMITED**  
The Official Icom Importer  
Unit 8, Sea Street  
Herne Bay, Kent CT6 8LD  
Tel: 0227 369464  
Fax: 0227 360 155  
Open Mon-Sat 9-5.30,  
(Lunch 1-2.00 pm)

**SOUTHAMPTON**

**South Midlands Communications**

Official Yaesu Importer

S.M. House, School Close, Chandlers Ford Industrial Estate, Eastleigh Hants SO5 3BY.  
Tel: 0703 255111

**PORTSMOUTH**

**Nevada Communications**

Importers of the Nevada range of 934MHz equipment

189, London Road, North End, Portsmouth, Hants, PO2 9AE  
Tel: 0705 662145

**DEVON**

**Reg. Ward & Co. Ltd.**

The South-West's largest amateur radio stockist. Approved dealer for Kenwood, Yaesu and Icom

1 Western Parade, West Street, Axminster, Devon, EX13 5NY  
Tel: 0297 34918  
(Closed 1:00-2:00 and all day Monday)

**BUCKINGHAMSHIRE**

**Photo-Acoustics Ltd.**

Approved Kenwood, Yaesu and Icom dealer (part exchange always welcome)

58 High Street, Newport Pagnell, Buckinghamshire MK16 8AQ  
Tel: 0908 610625  
(Tues-Fri 9:30-5:30, Sat 9:30-4:30)  
Closed Mondays

**SOUTH WALES MAIL ORDER RETAIL**

**A.C.S. SYSTEMS**

PACKET RADIO: ST-PC-AMIGA COMPUTERS  
AMATEUR SOFTWARE FOR MOST COMPUTERS  
SATELLITE TELEVISION SYSTEMS

**ICS DEALER FOR DATA COMMUNICATIONS**

19, CILHAR, TERRACE, MOUNTAIN ASH, MID GLAMORGAN SOUTH WALES, CF65 3ND, TEL 0443 478040  
SAE CALLERS BY APPOINTMENT 9am-5pm Mon-Sat

**WEST SUSSEX MAIL ORDER RETAIL**

**BREDHURST ELECTRONICS LTD.**

High St, Handcross, West Sussex  
Tel: (0444) 400786

Situated at the Southern end of M23. Easy access to M25 and South London.  
Open Mon-Fri 9am-5pm except Wed 9am-12.30pm. Sat 10am-4pm.

**YAESU ICOM**

**YORKSHIRE YAESU ICOM**

**Alan Hooker Electronics**

42, Netherhall Road, Doncaster.  
Tel: 0302 325690  
Open Mon-Sat 10-5pm  
Closed Thursdays

**EAST YORKSHIRE**

**"Characteristics"**

FOR YOUR AMATEUR RADIO AND CB REQUIREMENTS  
GOOD PRICES GIVEN FOR YOUR SURPLUS EQUIPMENT  
OPEN SUNDAY

44, Hilderthorpe Road  
Bridlington

YO15 3BG  
Telephone 0262 673635

**SOUTH YORKSHIRE**

**P.A. Electronic Supplies**

NEW COMPONENTS KITS TRANSISTORS I/C AND SURPLUS EQUIPMENT MAIL ORDER CATALOGUE SEND CQ/PO FOR £1.50

88 Rawmarsh Hill  
Parkgate  
Rotherham  
South Yorks  
S82 8EX

Open Six Days  
Mon to Sat  
Phone (0709) 527109

TO FILL THIS SPACE CALL:

**0202 676033**

PLEASE MENTION  
**PRACTICAL WIRELESS**  
WHEN REPLYING TO ADVERTISEMENTS

**STOCKPORT Mail Order and Retail**

**NCS FACILITIES LTD**

GENUINE NEW, USED SPARES & CRYSTALS  
SECONDHAND RIGS  
HAND HELDS  
FOR SALE/HIRE  
PMR BAND III & MARINE  
PART-EX WELCOME

Communications Centre  
87 Chesham Street  
Eggleston,  
Stockport SK3 9EG

Open Mon to Fri  
Telephone: 061 429 6332  
Fax: 061 480 0509

## PRACTICAL SCANNERS FROM RADIO SHACK

You can only wonder in amazement at how scanners are getting smaller with more features than you ever dreamed of, such as hand helds with 1000 memories, 25 to 1300MHz etc. I must admit to being very sceptical with the specs of some of the latest, and as to whether the term 'author's licence' had been in force. There is only one way to test the pudding and to try the 'newest kid on the block' the FAIRMATE HP-100E. Starting in reverse order from 99% of our customers and radio amateurs I waded through the owner's manual (9 A5 pages of information in English) and decided to compose a Charlie Chaplin (less words and more pictures) instant simplified operation sheet to make life easier for our customers, one will be with each set. The scanner is FANTASTIC! Unbelievable performance from a hand held, even a frequency lockout in Search mode, a truly practical scanner for Practical Wireless scanner listeners, £299 including carriage from RADIO SHACK. FAIRMATE HP-100E £299.

**OTHER SCANNERS IN STOCK**

PRO-2005 25-1300MHz 400 Channels, PRO-34 200 Channel hand held,  
PRO-2024, PRO-2022, PRO-38, PRO-57, AR-800, AR-900, AR-950,  
AR-1000, AR-2002, Jupiter MVT-5000 & MVT-6000, Bearcat 200XLT  
to name but a few ...

Call us for the latest prices.

**MAIL ORDER & EXPORT  
A PLEASURE  
73s — Terry G3STS  
COME AND GET  
A BARGAIN!**



**RADIO SHACK LTD**

(Just around the corner from West Hampstead Station on the Jubilee Line)

Giro Account No. 588 7151 Fax: 01-328 5066 Telephone: 01-624 7174

188 BROADHURST GARDENS,  
LONDON NW6 3AY



# ICOM

## Count on us!

# IC-765 HF ALL BAND TRANSCEIVER



We enjoy listening. It's part of what we do well. So when ICOM heard you talking, our engineers designed a transceiver specially for you – the serious DX enthusiast with worldwide contacts in mind. The result is the new super advanced IC-765, an HF all band transceiver built to expand your HF world.

The IC-765 is equipped with ICOM's exclusive DDS (Direct Digital Synthesizer) System, a fully automatic antenna tuner, an electronic keyer with iambic operation and a full break in function.

### Fully Automatic High Speed Antenna Tuner

A built in CPU automatically memorises the pre-set position of each band without pre-set controls. tuner speed is ultra fast since tuning starts from a preset position. If the tuner cannot tune from the previous preset position, the re-try function changes the preset position and memorises the best position.

### 10Hz Digit Display

The large fluorescent display shows 7 digits for the operating frequency, the 10Hz digit is displayed.

### Band Stacking Register

Each band memorises the last used frequency, mode and IF filter condition (narrow or wide).

### Complete System for CW Operators

The IC-765 has many advanced functions for CW operators such as CW pitch control, a built-in electric keyer, a keying speed control and high speed full break-in capability.

### New PLL Circuit

The advanced ICOM DDS System ensured high speed PLL lock-up times, clear signal emissions, and high C/N characteristics. A high speed PLL provides very fast CW full break-in performances.

### Convenient Miscellaneous Functions

- 105dB dynamic range
- 10dB preamp and 10, 20 30 dB attenuator
- 99 memory channels
- Split memory on channels 90-99
- Built-in FL32A and FL52A CW narrow filters
- Programmed scan and memory scan
- IF, shift and Notch filter
- Fast/Slow/OFF Selectable AGC
- RF type speech compressor
- Noise blanker
- DATA switch for advanced data communications

## Icom (UK) Ltd.

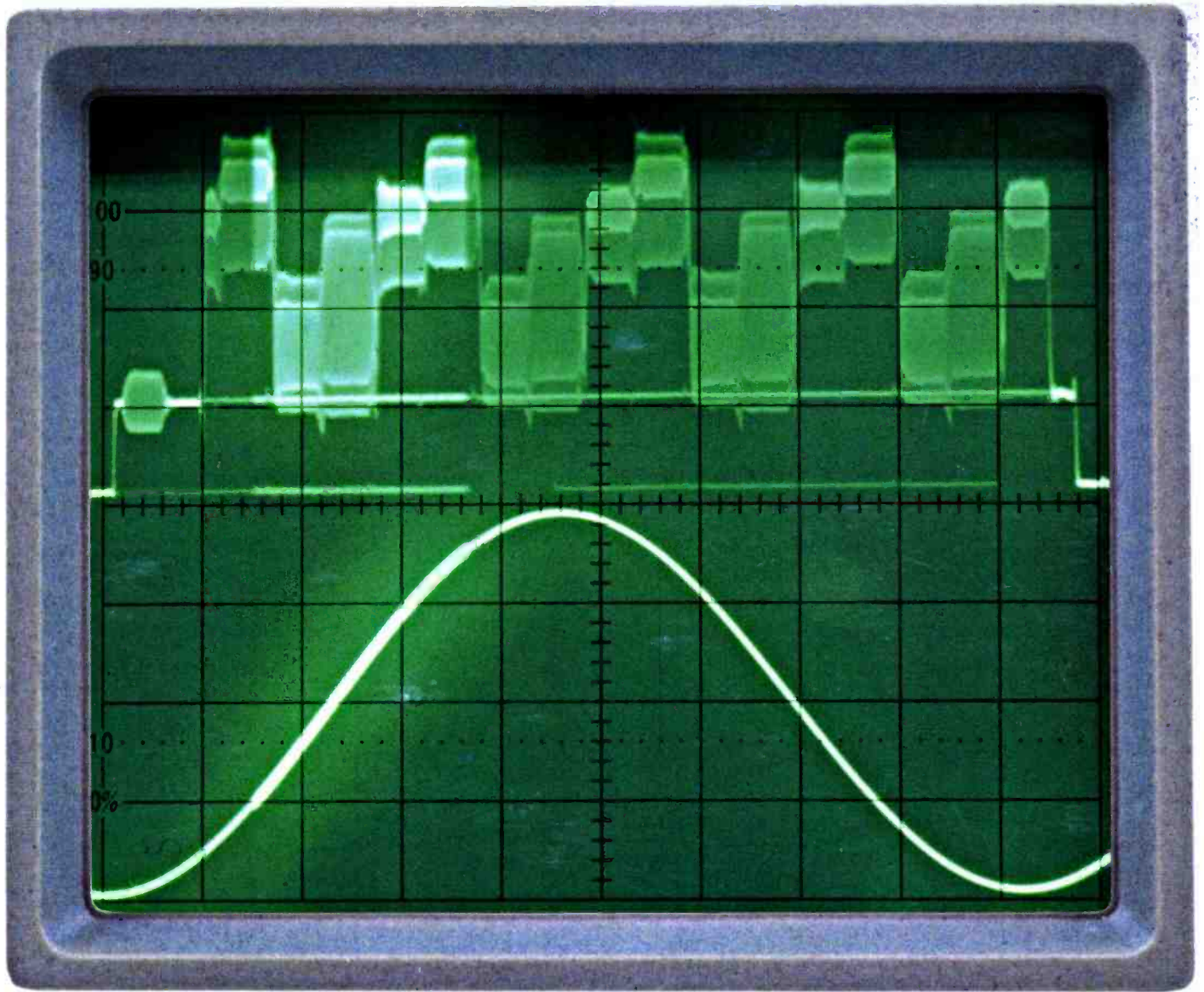
Dept PW, Sea Street, Herne Bay, Kent CT6 8LD. Tel: 0227 363859. 24 Hour.

**Helpline:** Telephone us free-of-charge on 0800 521145, Mon-Fri 09.00-13.00 and 14.00-17.30. This service is strictly for obtaining information about or ordering Icom equipment. We regret this cannot be used by dealers or for repair enquiries and parts orders. Thank you.

**Datapost:** Despatch on same day whenever possible.

**Visa & Mastercards:** Telephone orders taken by our mail order dept. instant credit & interest-free H.P.






# Does yours pass the screen test?

*We believe ours do!!!*


Precision laboratory oscilloscopes. Triple-trace 20MHz 3 channels-3 trace. XY mode allows Lissajous patterns to be produced and phase shift measured. 150mm rectangular CRT has internal graticule to eliminate parallax error. 20ns/div sweep rate makes fast signals observable. Stable triggering of both channels even with different frequencies is easy to achieve and a TV sync separator allows measurement of video signals. Algebraic operation allows the sum or difference of channel 1 and 2 to be displayed. 50mV/div output from CH 1 available to drive external instrument e.g. frequency counter. Also available, 40MHz triple trace oscilloscope. Similar to the model described above but with 12kV tube that is super bright even at the highest frequencies. This instrument also has a delayed sweep time base to provide magnified waveforms and accurate time interval measurements.

TOA50 (20MHz Triple Scope) ..... £334.95  
 TOB50 (40MHz Triple Scope) ..... £549.95

TEST EQUIPMENT - Choose from the extensive range featured in our new 580 page Electronics Catalogue. Available in all our shops or from WHSMITH for £2.25 or £2.75 by mail. No carriage charge if ordering Catalogue only.



20MHz




40MHz

## CREDIT CARD HOTLINE

# 0702 554161

PHONE BEFORE 5PM FOR SAME DAY DESPATCH



## Maplin ELECTRONICS

P.O. BOX 3, RAYLEIGH, ESSEX, SS6 8LR.

All items subject to availability, all items will be on sale in our shops in Birmingham, Bristol, Leeds, Hammersmith, Edgware, Manchester, Nottingham, Newcastle-upon-Tyne, Reading, Southampton and Southend-on-Sea.

Add Carriage 75p.

ALL PRICES INCLUDE VAT.